



SAINT THOMAS SPORTS PARK | 460 Great Circle Road | Nashville, TN 37228 | 615-565-4100 | TitansOnline.com | @Titans

ROBBIE BOHREN Senior Director of Communications | DWIGHT SPRADLIN Assistant Director of Media Relations

JARED PUFFER Media Relations Manager | KIM SMITH Media Relations Coordinator

FOR IMMEDIATE RELEASE

DECEMBER 2, 2019



TITANS TRAVEL TO OAKLAND TO MEET THE RAIDERS



Tennessee Titans (7-5) at Oakland Raiders (6-6)

Sunday, Dec. 8, 2019 • 1:25 p.m. PST/3:25 p.m. CST • Oakland-Alameda County Coliseum • Oakland, Calif. • TV: CBS

NASHVILLE — With four games remaining in the regular season and the Tennessee Titans (7-5) one game out of first place in the AFC South, they take a three-game winning streak on the road this week to face the Oakland Raiders (6-6). Kickoff at Oakland-Alameda County Coliseum (capacity 55,997) is scheduled for 1:25 p.m. PST/3:25 p.m. CST on Sunday, Dec. 8.

This week marks the final scheduled appearance by the Titans in Oakland. The Raiders are set to begin playing games at Allegiant Stadium in Las Vegas in 2020.

THE BROADCAST

This week's game will be regionally televised on CBS, including Nashville affiliate WTVF NewsChannel 5. The broadcast team includes play-by-play announcer **Greg Gumbel**, analyst **Trent Green** and sideline reporter **Melanie Collins**.

Within the two teams' local television markets, fans can livestream the game on their mobile devices from the Titans app (iOS devices) and the Yahoo! Sports app (iOS and Android devices). Restrictions apply. For more information visit TitansOnline.com.

The Titans Radio Network, including Nashville flagship 104.5 The Zone, will carry the game across the Mid-South with the "Voice of the Titans" **Mike Keith**, analyst **Dave McGinnis**, sideline reporter **Amie Wells** and gameday hosts **Rhett Bryan** and **Jonathan Hutton**.

TITANS STAY HOT, KEEP PACE IN DIVISION

The Titans were on the road last week, visiting the AFC South rival Indianapolis Colts. The two teams entered the game in a tie for second place in the division, one game behind the Houston Texans.

With the score tied 17-17 in the fourth quarter, Titans defensive back **Dane Cruikshank** registered the team's second blocked field goal of the game, and cornerback **Tye Smith** scooped up the ball and raced 63 yards for what proved to be the game-winning score. The Titans added a touchdown minutes later to win 31-17.

Running back **Derrick Henry** totaled 149 yards and one touchdown on 26 rushing attempts (5.7 avg.) against the Colts. With 496 rushing yards and five touchdowns over the past three games, he joined **Jim Brown**, **Eric Dickerson**, **O.J. Simpson** and **Adrian Peterson** as the only players in NFL history with at least 145 rushing yards and a touchdown in three consecutive contests.

Ryan Tannehill led the club to its fifth victory in six games since taking over as the starting quarterback. He passed for 182 yards and two touchdowns with a passer rating of 131.2, the second-highest single-game rating of his career (minimum 20 attempts). His 113.9 passer rating in 2019 ranks second in the NFL through Dec. 1, trailing only Minnesota's **Kirk Cousins** (114.8).

On defense, the Titans recorded their third game of the season with at least three sacks and two interceptions. Safety **Kevin Byard** and cornerback **Logan Ryan** each posted an interception and are tied for the team lead with four interceptions on the season.

The Titans need a win to at least keep pace in the AFC South. The 8-4 Texans defeated the New England Patriots last week and this week host the Denver Broncos. Then, in Week 15, the Texans and Titans clash in Nashville with a rematch set for Week 17 in Houston.

THE RAIDERS

The Raiders are two games out of first place in the AFC West after last week's 40-9 loss to the division-leading Kansas City Chiefs (8-4). Raiders running back **Josh Jacobs** notched the fifth 100-yard rushing game of his rookie season, but it was not enough to overcome three first-half turnovers and an efficient Chiefs offense.

Three-time Pro Bowl quarterback **Derek Carr** has passed for 2,843 yards and 16 touchdowns with eight interceptions in his sixth NFL season. Against the Chiefs, he threw for 222 yards and a touchdown but was twice intercepted.

Jon Gruden returned to the Raiders as head coach in 2018 after a nine-season stint as an analyst on "Monday Night Football" (2009–2017). He originally coached the team from 1998–2001.

In their final season in Oakland, the Raiders are 4-1 at Oakland-Alameda County Coliseum, including a current three-game winning streak at the venue.

2019 TITANS SCHEDULE

Day	Date	Opponent	Result/ Kickoff	Score/ TV
Sun.	Sept. 8	at Cleveland	W	43-13
Sun.	Sept. 15	INDIANAPOLIS	L	17-19
Thur.	Sept. 19	at Jacksonville	L	7-20
Sun.	Sept. 29	at Atlanta	W	24-10
Sun.	Oct. 6	BUFFALO	L	7-14
Sun.	Oct. 13	at Denver	L	0-16
Sun.	Oct. 20	L.A. CHARGERS	W	23-20
Sun.	Oct. 27	TAMPA BAY	W	27-23
Sun.	Nov. 3	at Carolina	L	20-30
Sun.	Nov. 10	KANSAS CITY	W	35-32
Sun.	Nov. 17	Bye		
Sun.	Nov. 24	JACKSONVILLE	W	42-20
Sun.	Dec. 1	at Indianapolis	W	31-17
Sun.	Dec. 8	at Oakland	3:25 p.m.	CBS
Sun.	Dec. 15	HOUSTON	Noon	CBS
Sun.	Dec. 22	NEW ORLEANS	Noon*	FOX
Sun.	Dec. 29	at Houston	Noon*	CBS

All kickoff times Central

* Times subject to change

AFC SOUTH STANDINGS

TEAM	W	L	T	PCT	DIV	CONF
Houston Texans	8	4	0	.667	3-1	7-2
Tennessee Titans	7	5	0	.583	2-2	5-4
Indianapolis Colts	6	6	0	.500	3-2	5-6
Jacksonville Jaguars	4	8	0	.333	1-4	4-5

LAST WEEK: Ten 31 at Ind 17, TB 28 at Jax 11, NE 22 at Hou 28

THIS WEEK (central time): Den at Hou (Sun 12:00), Ind at TB (Sun 12:00), LAC at Jax (Sun 3:05), Ten at Oak (Sun 3:25)

NEXT WEEK (central time): Hou at Ten (Sun 12:00), Jax at Oak (Sun 3:05), Ind at NO (Mon 7:15)



FINGERTIP INFORMATION

Date of Game	Sunday, Dec. 8, 2019
Kickoff Time	1:25 p.m. PST/3:25 p.m. CST
Venue	Oakland-Alameda County Coliseum
Tickets	(510) 864-5020
Location	Oakland, Calif.
Opened in	1966
Capacity	55,997
Surface	Natural Grass

Visiting Team	Tennessee Titans (7-5)
Website	www.TitansOnline.com
Media Guide	www.TitansOnline.com/mediaguide
Franchise since	1960 (1960-96 Houston Oilers; 1997-98 Tennessee Oilers)
Ownership	Amy Adams Strunk (Controlling Owner and Co-Chairman, Board of Directors); Susie Adams Smith (Co-Chairman, Board of Directors); Kenneth S. Adams, IV (Board of Directors); Barclay Adams; Susan Lewis
President/CEO	Steve Underwood
EVP/General Manager	Jon Robinson
Head Coach	Mike Vrabel (2018-present)
Defensive Coordinator	Dean Pees
Offensive Coordinator	Arthur Smith
2019 NFL Offensive Rank	24 (Total), 9 (Rush), 27 (Pass)
2019 NFL Defensive Rank	21 (Total), 11 (Rush), 27 (Pass)

Home Team	Oakland Raiders (6-6)
Website	www.raiders.com
Franchise since	1960 (Los Angeles 1982-94)
Owner	Mark Davis
General Manager	Mike Mayock
President	Marc Badain
Head Coach	Jon Gruden
Defensive Coordinator	Paul Guenther
Offensive Coordinator	Greg Olson
2019 NFL Offensive Rank	16 (Total), 10t (Rush), 15 (Pass)
2019 NFL Defensive Rank	20 (Total), 12 (Rush), 24 (Pass)

Referee.....Brad Allen

Television.....CBS

Nashville Affiliate	WTVF NewsChannel 5
DirecTV Sunday Ticket	Ch. 717
Mobile (Local Markets Only)	Titans App and Yahoo! Sports App
Play-by-Play	Greg Gumbel
Analyst	Trent Green
Sideline Reporter	Melanie Collins

Radio	Titans Radio Network
Flagship	WGFX 104.5 FM-The Zone
Satellite Radio	Sirius 137, XM Streaming 830, SXM 380 (Streaming 830)
Play-by-Play	Mike Keith
Analyst	Dave McGinnis
Gameday Hosts	Rhett Bryan, Jonathan Hutton
Sideline Reporter	Amie Wells



TITANS-RAIDERS SERIES AT A GLANCE

- Overall series (regular & postseason): Raiders lead 30-20
- Regular season series: Raiders lead 26-20
- Postseason series: Raiders lead 4-0
- Total points: Titans 1,111, Raiders 1,200
- Current streak: Three wins by Raiders
- Titans at home vs. Raiders: 15-14
- Titans on road vs. Raiders: 5-16 (including 0-4 in playoffs)
- Longest winning streak by Titans: 4 (1961-62)
- Longest losing streak by Titans: 9 (1966-73)
- Titans vs. Raiders at Nissan Stadium: 4-4
- Last time at Nissan Stadium: RAIDERS 26 at Titans 16 (9-10-17)
- Titans vs. Raiders at Oakland-Alameda Coliseum: 2-11
- Last time at Oakland-Alameda Coliseum: TITANS 23 at Raiders 19 (11-24-13)
- First time: OILERS 37 at Raiders 22 (9-11-60)
- Mike Vrabel's record vs. Raiders: 0-0
- Jon Gruden's record vs. Titans: 1-3 (0-2 with Oakland, 1-1 with Tampa Bay)
- Mike Vrabel's record vs. Jon Gruden: 0-0

A TITANS VICTORY WOULD ...

- Give the Titans a four-game winning streak and six victories in a seven-game span.
- A four-game winning streak would match (2017, 2018) the team's longest winning streak in the past 10 seasons (2010-19).
- Guarantee the Titans their fourth consecutive season with at least an 8-8 record.
- Improve the Titans' all-time record against the Raiders to 21-30.
- Improve Mike Vrabel's career record to 17-12 as a head coach.
- Improve QB Ryan Tannehill's starting record in the regular season to 48-47, including a 6-1 record with the Titans.



WHAT TO LOOK FOR THIS WEEK

- WR **A.J. Brown** can become the first rookie in the "Titans era" (1999–present) to have three 100-yard receiving games. The franchise's last rookie to accomplish the feat was **Ernest Givins** (four 100-yard games) in 1986.
- WR **A.J. Brown** can become the first rookie in the "Titans era" (1999–present) with at least five touchdown receptions. The franchise's last rookie to accomplish the feat was **Chris Sanders** (nine) in 1995.
- DT **Jurrell Casey** (49.0 career sacks) needs one sack to become the seventh player in franchise history to reach 50.0 career sacks. **Jevon Kearse** is the only player to do so in the "Titans era" (1999–present).
- RB **Derrick Henry** can become the first player in NFL history with at least 145 rushing yards and one rushing touchdown in four consecutive games.
- RB **Derrick Henry** (1,140 rushing yards and 11 rushing touchdowns in 2019) needs 60 rushing yards and one rushing touchdown to join **Chris Johnson** (2009), **Earl Campbell** (1978–1980, 1983) and **Eddie George** (2000) as the only players in franchise history with 1,200 rushing yards and 12 rushing touchdowns in a season.
- RB **Derrick Henry** (11 rushing touchdowns in 2019) needs one rushing touchdown to become the second player in franchise history to record consecutive seasons with 12 or more rushing touchdowns, joining **Earl Campbell** (1978–1980).
- RB **Derrick Henry** can record his fourth consecutive 100-yard rushing game, his fifth 100-yard rushing game of 2019 and his 10th career 100-yard rushing game, including playoffs.
- RB **Derrick Henry** (3,433 career rushing yards) needs seven yards to pass **Steve McNair** (3,439) for sixth place on the team's all-time rushing list, and he needs 82 yards to pass **Hoyle Granger** (3,514) for fifth place.
- OLB **Harold Landry III** can record his sixth consecutive game with at least one sack. It would tie for the fourth-longest streak of its kind in franchise history and the longest streak since **Jevon Kearse's** six-game streak in 2003.
- OLB **Harold Landry III** (nine sacks in 2019) needs one sack to become the first Titans player with double-digit sacks since **Brian Orakpo** (10.5) in 2016.
- CB **Logan Ryan** (four interceptions in 2019) needs one interception to match his career high of five interceptions in 2013.
- QB **Ryan Tannehill** can record his sixth win in seven games as a starter for the Titans.
- QB **Ryan Tannehill** can record his first career streak of three consecutive games with at least two touchdown passes and no interceptions.
- QB **Ryan Tannehill** can record his 19th career 300-yard passing game and his third 300-yard game of 2019.

SERIES HISTORY

Including the regular season and playoffs, this week marks the 51st all-time game between the Titans and Raiders organizations, two of the original eight members of the American Football League.

The rivalry has been filled with historically significant contests, including their very first matchup. On Sept. 11, 1960, the Houston Oilers defeated the Raiders 37-22 in the first game of either franchise's existence.

The Raiders currently hold a 30-20 advantage in the series, including a 4-0 mark in postseason play. The clubs have met in an AFL Playoff Game (1969), an AFL Championship Game (1967), an AFC Wild Card Game (1980) and most recently the 2002 AFC Championship Game.

The Raiders have a considerable lead in the series at home. The Oilers/Titans have won only five of 20 games on the road against the Raiders, including a mark of 2-11 at Oakland-Alameda County Coliseum.

The Titans franchise has achieved its greatest margin of victory in a game against the Raiders — 55-0 on Sept. 9, 1961 — but also suffered its third-worst defeat against them — 56-7 in a playoff game on Dec. 21, 1969.

The two clubs played in every season from 2001-05, including two meetings during the 2002 campaign, both of which resulted in Titans losses at Oakland -- the first in the regular season and the second in the AFC Championship Game.

The Titans won three consecutive battles with the Raiders from 2007–2013, but then the Raiders escaped Nissan Stadium with victories in each season from 2015-17.

Most recently, the Raiders opened the 2017 season at Nissan Stadium (Sept. 10). Oakland signal caller **Derek Carr** completed two touchdown passes, and kicker **Giorgio Tavecchio** was perfect on four field goal attempts to help secure a 26-16 decision.

MOST RECENT MATCHUPS

2013 Week 12 • Nov. 24, 2013 • TITANS 23 at Raiders 19

Ryan Fitzpatrick completes a 10-yard, game-winning touchdown pass to Kendall Wright with 0:10 remaining in regulation ... Rookie Justin Hunter scores on a 54-yard reception ... The Titans have a 300-yard passer (320 yards by Fitzpatrick) and two 100-yard receivers (103 by Wright, 109 by Hunter) for the first time since 2004 ... Rob Bironas makes all three field goal attempts, while Raiders kicker Sebastian Janikowski is four-of-six ... Rookie quarterback Matt McGloin makes his second career start for the Raiders.

2015 Week 12 • Nov. 29, 2015 • RAIDERS 24 at Titans 21

Raiders quarterback Derek Carr passes for 330 yards and three touchdowns, including the game-winner in the final two minutes ... Seth Roberts' game-clinching touchdown catch for the Raiders (12 yards) comes after a defensive holding call on the Titans on a fourth-down incompleteness ... Roberts (113) and Amari Cooper (115) each go over 100 receiving yards ... Marcus Mariota throws three touchdown passes but is intercepted twice ... Raiders outgain the Titans 407 yards to 249 and limit the Titans to 44 rushing yards.

2016 Week 3 • Sept. 25, 2016 • RAIDERS 17 at Titans 10

A late rally by the Titans comes up short, as a fourth-down pass by Marcus Mariota to Harry Douglas sails incomplete into the end zone with 12 seconds remaining ... The Titans rush for 181 yards, including 114 from DeMarco Murray, but commit three turnovers and eight penalties ... Two of their penalties come in the final minute inside the 20-yard line, including a touchdown-negating pass interference penalty ... The Raiders score touchdowns on a 22-yard run by Latavius Murray and a 19-yard reception by Seth Roberts.

2017 Week 1 • Sept. 10, 2017 • RAIDERS 26 at Titans 16

The Titans open their season with 256 passing yards and a touchdown from Marcus Mariota, but Derek Carr completes two touchdown passes in the Raiders victory ... Oakland's Giorgio Tavecchio is perfect on four field goals in his debut ... The Titans go 1-for-3 in the red zone ... Corey Davis makes his NFL debut with six receptions for 69 yards ... The Titans cut the deficit to 23-16 with 4:49 remaining but Oakland drives to put the game away with a final field goal.

ALL-TIME SERIES RESULTS

TITANS vs. RAIDERS

Raiders lead 30-20, including playoffs

Date	Site	W/L	Score	Date	Site	W/L	Score
9-11-60	Oak	W	37-22	10-8-78	Oak	L	17-21
9-25-60	Hou	L	13-14	11-11-79	Hou	W	31-17
9-9-61	Hou	W	55-0	12-28-80	Oak	L	7-27 (WC)
12-17-61	Oak	W	47-16	11-8-81	Hou	W	17-16
11-11-62	Oak	W	28-20	9-11-83	LA	L	6-20
12-9-62	Hou	W	32-17	9-2-84	Hou	L	14-24
9-7-63	Hou	L	13-24	10-26-86	Hou	L	17-28
12-22-63	Oak	L	49-52	9-11-88	Hou	W	38-35
9-19-64	Hou	W	42-28	11-19-89	Hou	W	23-7
11-15-64	Oak	L	10-20	9-1-91	Hou	W	47-17
9-26-65	Oak	L	17-21	10-30-94	LA	L	14-17
11-7-65	Hou	L	21-33	8-31-97	Ten	W	24-21 OT
9-10-66	Hou	W	31-0	12-9-99	Ten	W	21-14
11-6-66	Oak	L	23-38	12-22-01	Oak	W	13-10
12-10-67	Hou	L	7-19	9-29-02	Oak	L	25-52
12-31-67	Oak	L	7-40 (AFL)	1-19-03	Oak	L	24-41 (AFC)
9-29-68	Hou	L	15-24	9-7-03	Ten	W	25-20
9-14-69	Oak	L	17-21	12-19-04	Oak	L	35-40
12-21-69	Oak	L	7-56 (Div)	10-30-05	Ten	L	25-34
11-14-71	Oak	L	21-41	10-28-07	Ten	W	13-9
10-9-72	Hou	L	0-34	9-12-10	Ten	W	38-13
12-2-73	Hou	L	6-17	11-24-13	Oak	W	23-19
12-14-75	Hou	W	27-26	11-29-15	Ten	L	21-24
9-26-76	Hou	L	13-14	9-25-16	Ten	L	10-17
11-13-77	Oak	L	29-34	9-10-17	Ten	L	16-26

TITANS-RAIDERS: THE LAST MEETING



Titans 16, Raiders 26
Week 1 • Sunday, Sept. 10, 2017 • 12 p.m. CT • Nissan Stadium



GAME RECAP

The Titans kicked off the 2017 NFL season with a Week 1 matchup at home against the Oakland Raiders and fell by a score of 26-16. The highly anticipated contest featured the return of Titans quarterback **Marcus Mariota** and Raiders quarterback **Derek Carr**, who each suffered almost identical season-ending injuries in Week 16 of the 2016 season.

The Raiders' offense came out strong as Carr connected with wide receiver **Amari Cooper** for an eight-yard touchdown on Oakland's opening drive. However, as Mariota and the Titans offense took the field for the first time, Tennessee responded right back with a 10-yard rushing touchdown by the third-year signalcaller to tie the game at seven.

Three field goals were kicked in the second quarter, two by Oakland and one by Tennessee. Oakland began the second quarter in possession of the ball and converted a 20-yard field goal. At the two minute warning, the Titans offense failed to capitalize in the red zone and settled for a 23-yard field goal. With two seconds remaining in the first half, Oakland K **Giorgio Tavecchio** nailed a 52-yarder to put the Raiders up 13-10 at the break.

In the third quarter, safety **Brynden Trawick** committed a roughing the kicker penalty, repeating fourth down and putting the Raiders in field goal range. Oakland capitalized on the Titans' mistake as Tavecchio converted his second 52-yarder of the day.

Oakland tacked on another touchdown in the fourth quarter on a 19-yard pass from Carr to wide receiver **Seth Roberts**. Oakland and Tennessee also kicked one field goal apiece, making the final score 26-16.

SCORING

	1	2	3	4	Final
Oakland	7	6	3	10	26
Tennessee	7	3	3	3	16

TEAM	SCORING PLAY	TIME
Raiders	A.Cooper 8 yd. pass from D.Carr (G.Tavecchio kick)	1-12:49
Titans	M.Mariota 10 yd. run (R.Succop kick)	1-6:58
Raiders	G.Tavecchio 20 yd. Field Goal	2-14:55
Titans	R.Succop 23 yd. Field Goal	2-0:43
Raiders	G.Tavecchio 52 yd. Field Goal	2-0:00
Raiders	G.Tavecchio 52 yd. Field Goal	3-4:31
Titans	R.Succop 26 yd. Field Goal	3-0:00
Raiders	S.Roberts 19 yd. pass from D.Carr (G.Tavecchio kick)	4-11:58
Titans	R.Succop 52 yd. Field Goal	4-4:49
Raiders	G.Tavecchio 43 yd. Field Goal	4-1:09

Missed FGs: R. Succop 52WR

Attendance: 69,089

Time of Game: 2:59

Weather: Sunny, 72° F, wind 7mph

Referee: Jerome Boger

[CLICK TO WATCH HIGHLIGHTS](#)



RAIDERS STARTERS

OFFENSE				DEFENSE			
WR	15	M.Crabtree	DE	97	M.Edwards		
LT	72	D.Penn	DT	94	E.Vanderdoes		
LG	70	K.Osemele	NT	78	J.Ellis		
C	61	R.Hudson	DE	52	K.Mack		
RG	66	G.Jackson	SLB	51	B.Irvin		
RT	73	M.Newhouse	MLB	55	M.Lee		
TE	87	J.Cook	WLB	57	C.James		
WR	89	A.Cooper	LCB	29	D.Amerson		
QB	4	D.Carr	RCB	21	S.Smith		
RB	24	M.Lynch	FS	27	R.Nelson		
TE	86	L.Smith	SS	42	K.Joseph		

TITANS STARTERS

OFFENSE				DEFENSE			
WR	18	R.Matthews	DE	90	D.Jones		
TE	82	D.Walker	NT	96	S.Williams		
LT	77	T.Lewan	DT	99	J.Casey		
LG	67	Q.Spain	OLB	91	D.Morgan		
C	60	B.Jones	ILB	59	W.Woodyard		
RG	64	J.Kline	ILB	54	A.Williamson		
RT	78	J.Conklin	OLB	98	B.Orakpo		
WR	87	E.Decker	CB	25	A.Jackson		
QB	8	M.Mariota	SS	37	J.Cyprien		
TE	81	J.Smith	FS	31	K.Byard		
RB	29	D.Murray	CB	26	L.Ryan		

RAIDERS INDIVIDUAL STATISTICS

Rushing	Att	Yds	Avg	Lg	TD
M. Lynch	18	76	4.2	14	0
J. Richard	5	22	4.4	9	0
C. Patterson	1	5	5.0	5	0
D. Washington	3	4	1.3	4	0
D. Carr	2	2	1.0	3	0
Total	29	109	3.8	14	0

Passing	Att	Cmp	Yds	TD	Lg	IN	Rt
D. Carr	32	22	262	2	25	0	114.3
Total	32	22	262	2	25	0	114.3

Receiving	No	Yds	Avg	Lg	TD
M.Crabtree	6	83	13.8	25	0
A.Cooper	5	62	12.4	23	1
J.Cook	5	56	11.2	22	0
D.Washington	2	18	9.0	13	0
S.Roberts	1	19	19.0	19	1
M.Lynch	1	16	16.0	16	0
J.Richard	1	6	6.0	6	0
C.Patterson	1	2	2.0	2	0
Total	22	262	11.9	25	2

Interceptions	No	Yds	Avg	Lg	TD
Total	0	0	-	-	0

Leading Tacklers (Press Box Totals)

K. Joseph 9-6-3; R. Nelson 8-5-3; T. Adams 7-4-3.

Sacks: M. Edwards 0.5; J. Ellis 0.5. FF: None FR: None

TITANS INDIVIDUAL STATISTICS

Rushing	Att	Yds	Avg	Lg	TD
D.Murray	12	44	3.7	21	0
M. Mariota	3	26	8.7	15	1
D. Henry	6	25	4.2	8	0
Total	21	95	4.5	21	1

Passing	Att	Cmp	Yds	TD	Lg	IN	Rt
M. Mariota	41	25	256	0	24	0	78.9
Total	41	25	256	0	24	0	78.9

Receiving	No	Yds	Avg	Lg	TD
D.Walker	7	76	10.9	23	0
C.Davis	6	69	11.5	23	0
R.Matthews	5	71	14.2	24	0
E.Decker	3	10	3.3	8	0
D.Murray	2	16	8.0	12	0
T.Taylor	2	14	7.0	10	0
Total	25	256	10.2	24	0

Interceptions	No	Yds	Avg	Lg	TD
Total	0	0	0.0	0	0

Leading Tacklers (Coaching Totals)

A. Williamson 10-5-5; W. Woodyard 10-5-5; K. Byard 9-7-2.

Sacks: W. Woodyard 1; D. Morgan 1. FF: B. Orakpo 1; L. Ryan 1. FR: None

TEAM STATISTICS

	Raiders	Titans
TOTAL FIRST DOWNS	22	21
THIRD DOWN EFFICIENCY	5-12-42%	7-14-50%
FOURTH DOWN EFFICIENCY	1-1-100%	0-0-0%
TOTAL NET YARDS	359	350
Plays - Avg.	63-5.7	63-5.6
NET YARDS RUSHING	109	95
Rushes - Avg.	29-3.8	21-4.5
NET YARDS PASSING	250	255
Sacks - Yards Lost	2-12	1-1
PASS ATT-COMP-INT	32-22-0	41-25-0
PUNTS - Avg.	3-52.7	4-47.0
PUNT RETURNS - Yards	2-5	1-5
KICKOFFS RETURNS - Yards	1-41	1-35
INTERCEPTIONS - Yards	0-0	0-0
PENALTIES Number and Yards	5-49	5-49
FUMBLES - Lost	3-0	0-0
TOUCHDOWNS	2	1
EXTRA POINTS Made-Attempts	2-2	1-1
FIELD GOALS Made-Attempts	4-4	3-4
RED ZONE EFFICIENCY	2-3-67%	1-3-33%
GOAL TO GO EFFICIENCY	1-2-50%	1-2-50%
SAFETIES	0	0
GIVEAWAYS	0	0
TAKEAWAYS	0	0
TIME OF POSSESSION	31:39	28:21

2019 TALE OF THE TAPE

OFFENSE	Tenn.	Oak.	NFL/Avg
GAMES (Won-Lost)	7-5	6-6	---
FIRST DOWNS	225	229	240.2
Rushing	70	79	70.1
Passing	125	141	144.8
Penalty	30	9	25.4
YDS GAINED (tot)	3957	4257	4126.5
Avg per Game	329.8	354.8	345.7
RUSHING (net)	1505	1472	1323.5
Avg per Game	125.4	122.7	110.9
Rushes	320	330	308.9
Yards per Rush	4.7	4.5	4.3
PASSING (net)	2452	2785	2803.0
Avg per Game	204.3	232.1	234.8
Passes Att.	336	377	415.2
Completed	223	265	265.4
Pct Completed	66.4	70.3	63.9
Yards Gained	2792	2899	3015.5
Sacked	49	18	31.2
Yards Lost	340	114	212.6
Had intercepted	6	8	9.4
Yards Opp Ret	63	93	117.9
Opp TDs on Int	0	2	0.8
PUNTS	62	50	50.6
Avg Yards	47.4	46.2	45.3
PUNT RETURNS	15	19	20.7
Avg Return	6.9	6.8	7.2
Returned for TD	0	0	0.1
KICKOFF RETURNS	18	26	21.0
Avg Return	21.1	23.8	22.5
Returned for TD	0	0	0.2
PENALTIES	80	104	84.9
Yards Penalized	788	913	722.2
FUMBLES BY	20	17	15.3
Fumbles Lost	8	7	7.3
Opp Fumbles	13	11	15.3
Opp Fum Lost	8	5	7.3
POSS. TIME (avg)	28:26	30:25	30:00
TOUCHDOWNS	36	29	30.4
Rushing	14	10	9.9
Passing	19	17	18.5
Returns	3	2	2.0
EXTRA-PT KICKS	32/34	27/29	93%
2-PT CONVERSIONS	1/2	0/0	47%
FIELD GOALS/FGA	8/16	12/17	18/23
POINTS SCORED	276	237	266.9
DEFENSE	Tenn.	Oak.	NFL/Avg
POINTS ALLOWED	234	324	266.9
OPP FIRST DOWNS	247	264	240.2
Rushing	65	71	70.1
Passing	161	153	144.8
Penalty	21	40	25.4
OPP YARDS GAINED	4345	4341	4126.5
Avg per Game	362.1	361.8	345.7
OPP RUSHING(net)	1224	1243	1323.5
Avg per Game	102.0	103.6	110.9
Rushes	308	308	308.9
Yards per Rush	4.0	4.0	4.3
OPP PASSING(net)	3121	3098	2803.0
Avg per Game	260.1	258.2	234.8
Passes Att.	461	403	415.2
Completed	293	255	265.4
Pct Completed	63.6	63.3	63.9
Sacked	33	27	31.2
Yards Lost	206	209	212.6
INTERCEPTED BY	11	8	9.4
Yards Returned	156	159	117.9
Returned for TD	1	2	0.8
OPP PUNT RETURNS	23	25	20.7
Avg return	9.2	11.4	7.2
OPP KICKOFF RET	26	23	21.0
Avg return	21.9	21.0	22.5
OPP TOUCHDOWNS	26	40	30.4
Rushing	8	11	9.9
Passing	18	27	18.5
Returns	0	2	2.0



2019 SCHEDULES & RESULTS



REGULAR SEASON			
Date	Opponent	W/L	Score
09/08	at Cleveland	W	43-13
09/15	Indianapolis	L	17-19
09/19	at Jacksonville	L	7-20
09/29	at Atlanta	W	24-10
10/06	Buffalo	L	7-14
10/13	at Denver	L	0-16
10/20	LA Chargers	W	23-20
10/27	Tampa Bay	W	27-23
11/03	at Carolina	L	20-30
11/10	Kansas City	W	35-32
11/24	Jacksonville	W	42-20
12/01	at Indianapolis	W	31-17
12/08	at Oakland		
12/15	Houston		
12/22	New Orleans		
12/29	at Houston		

REGULAR SEASON			
Date	Opponent	W/L	Score
09/09	Denver	W	24-16
09/15	Kansas City	L	10-28
09/22	at Minnesota	L	14-34
09/29	at Indianapolis	W	31-24
10/06	Chicago (London)	W	24-21
10/20	at Green Bay	L	24-42
10/27	at Houston	L	24-27
11/03	Detroit	W	31-24
11/07	L.A. Chargers	W	26-24
11/17	Cincinnati	W	17-10
11/24	at N.Y. Jets	L	3-34
12/01	at Kansas City	L	9-40
12/08	Tennessee		
12/15	Jacksonville		
12/22	at L.A. Chargers		
12/29	at Denver		

2019 REGULAR SEASON INDIVIDUAL LEADERS

Passing	Att	Cmp	Yds	Pct	Y/Att	TD	Int	Lg	Sack/Lost	Rtg
Titans										
R. Tannehill	176	128	1,602	72.7	9.1	12	4	65t	24/178	113.9
M. Mariota	159	94	1,179	59.1	7.4	7	2	75t	25/162	91.7
Raiders										
D. Carr	367	259	2,843	70.6	7.8	16	8	65t	18/114	98.6

Rushing	No.	Yds	Avg	Long	TD
Titans					
D. Henry	232	1,140	4.9	74t	11
M. Mariota	24	129	5.4	15	0
Raiders					
J. Jacobs	218	1,061	4.9	51	7
D. Washington	48	156	3.3	8	1

Receiving	No.	Yds	Avg	Long	TD
Titans					
A. Humphries	37	374	10.1	30	2
A. Brown	34	626	18.4	65t	4
C. Davis	31	426	13.7	38	2
J. Smith	24	287	12.0	57	1
Raiders					
D. Waller	66	807	12.2	48	3
H. Renfrow	36	396	11.0	65t	2
T. Williams	33	489	14.8	46t	5

Interceptions	No.	Yds	Avg	Long	TD
Titans					
K. Byard	4	79	19.8	28	0
L. Ryan	4	16	4.0	16	0
Raiders					
E. Harris	3	145	48.3	59	2

Punting	No.	Yds	Avg	Net	TB	In	Lg	B
Titans								
B. Kern	62	2,937	47.4	43.3	2	33	70	0
Raiders								
A. Cole	50	2,310	46.2	38.9	4	21	60	0

Punt Returns	No.	FC	Yds	Avg	Lg	TD
Titans						
A. Humphries	12	19	78	6.5	21	0
Raiders						
T. Davis	13	11	111	8.5	32	0

Kickoff Returns	No.	Yds	Avg	Lg	TD
Titans					
K. Raymond	8	194	24.3	45	0
Raiders					
T. Davis	19	411	21.6	52	0

Scoring/Kickers	PAT	FG	Pts
Titans			
C. Santos	12/12	4/9	24
R. Succop	15/16	1/4	18
Raiders			
D. Carlson	27/29	12/17	63

Sacks	Tot
Titans	
H. Landry III	9.0
Raiders	
M. Crosby	7.5

Tackles *	Tot	Solo	Asst
Titans			
R. Evans	99	62	37
Raiders			
T. Whitehead	82	61	21

* Titans tackle statistics from coaches' tally; opponents' tackles from press box tally

2019 INDIVIDUAL NFL RANKINGS

(qualifiers only, where applicable)

Category	Team	Player	Stat	NFL Rank
Passer Rating	Titans	Ryan Tannehill	113.9	2
	Raiders	Derek Carr	98.6	13
Passing Yards	Titans	Ryan Tannehill	1,602	31
	Raiders	Derek Carr	2,843	14
Passing TDs	Titans	Ryan Tannehill	12	27t
	Raiders	Derek Carr	16	16t
Rushing Yards	Titans	Derrick Henry	1,140	3
	Raiders	Josh Jacobs	1,061	4
Rushing Average	Titans	Derrick Henry	4.91	9
	Raiders	Josh Jacobs	4.87	11
Rushing TDs	Titans	Derrick Henry	11	2t
	Raiders	Josh Jacobs	7	8t
Receptions	Titans	Adam Humphries	37	70t
	Raiders	Darren Waller	66	14t
Receiving Yards	Titans	A.J. Brown	626	40
		Darren Waller	807	22
Receiving TDs	Titans	A.J. Brown	4	38t
	Raiders	Tyrell Williams	5	20t
Sacks	Titans	Harold Landry III	9.0	12t
	Raiders	Maxx Crosby	7.5	20t
Interceptions	Titans	L. Ryan, K. Byard	4	3t
	Raiders	Erik Harris	3	13t

INDIVIDUAL HIGHLIGHTS VS. THE RAIDERS

DT Jurrell Casey

- On 11/24/13 at Oakland, Casey posted seven tackles and one fumble recovery.

WR Corey Davis

- On 9/10/17 in his NFL debut, rookie Davis caught six passes for 69 yards.

RB Dion Lewis

- On 9/10/17 against Oakland, Lewis carried the ball 10 times for 60 yards and caught four passes for 28 yards and one touchdown during his tenure as a New England Patriot.

WR/PR/KR Kalif Raymond

- In three career games against Oakland, Raymond has returned eight punts for 71 yards and five kickoffs for 96 yards.
- On 1/1/17 against Oakland, Raymond returned four punts for a career-high 50 yards as a member of the Denver Broncos.

CB Logan Ryan

- On 9/10/17 against Oakland, Ryan tallied four tackles and one forced fumble in his Titans debut.

K Ryan Succop

- On 12/15/13 at Oakland, Succop converted a career-high eight extra point attempts for the Kansas City Chiefs.

QB Ryan Tannehill

- On 9/23/18 against Oakland, Tannehill completed 17 of 23 passes for 289 yards and three touchdowns as a member of the Miami Dolphins.

ILB Wesley Woodyard

- On 9/10/17 against Oakland, Woodyard posted 10 tackles and one sack.

LAST WEEK'S STARTERS

Titans vs. Colts | Raiders vs. Chiefs

TITANS OFFENSE			RAIDERS DEFENSE		
WR	84	Corey Davis	DE	96	Clelin Ferrell
TE	81	Jonnu Smith	DT	92	P.J. Hall
LT	77	Taylor Lewan	DT	90	Johnathan Hankins
LG	76	Rodger Saffold	DE	98	Maxx Crosby
C	60	Ben Jones	SLB	59	Tahir Whitehead
RG	64	Nate Davis	WLB	50	Nicholas Morrow
RT	78	Jack Conklin	RCB	27	Trayvon Mullen
WR	14	Kalif Raymond	CB	26	Nevin Lawson
WR	11	A.J. Brown	CB	29	Lamarcus Joyner
QB	17	Ryan Tannehill	S	20	Daryl Worley
RB	22	Derrick Henry	SS	25	Erik Harris
TITANS DEFENSE			RAIDERS OFFENSE		
DE	98	Jeffery Simmons	WR	12	Zay Jones
NT	90	DaQuan Jones	LT	74	Kolton Miller
DT	99	Jurrell Casey	LG	64	Richie Incognito
OLB	44	Kamalei Correa	C	61	Rodney Hudson
ILB	55	Jayon Brown	RG	66	Gabe Jackson
ILB	54	Rashaan Evans	RT	77	Trenton Brown
OLB	58	Harold Landry	TE	83	Darren Waller
CB	26	Logan Ryan	WR	16	Tyrell Williams
SS	24	Kenny Vaccaro	QB	4	Derek Carr
FS	31	Kevin Byard	RB	28	Josh Jacobs
CB	25	Adoree' Jackson	WR	18	Keelan Doss

THIS WEEK'S NFL SCHEDULE

All Times Central

Thursday, December 5

Dallas at Chicago (FOX/NFLN/Amazon) 7:20

Sunday, December 8

Carolina	at Atlanta	(FOX) 12:00
Baltimore	at Buffalo	(CBS) 12:00
Cincinnati	at Cleveland	(CBS) 12:00
Washington	at Green Bay	(FOX) 12:00
Denver	at Houston	(CBS) 12:00
Detroit	at Minnesota	(FOX) 12:00
San Francisco	at New Orleans	(FOX) 12:00
Miami	at New York Jets	(CBS) 12:00
Indianapolis	at Tampa Bay	(CBS) 12:00
Los Angeles Chargers	at Jacksonville	(FOX) 3:05
Pittsburgh	at Arizona	(CBS) 3:25
Kansas City	at New England	(CBS) 3:25
Tennessee	at Oakland	(CBS) 3:25
Seattle	at Los Angeles Rams	(NBC) 7:20

Monday, December 9

New York Giants at Philadelphia (ESPN) 7:15



WHERE THE TEAMS RANK

2019 OFFENSIVE STATISTICS AND NFL RANKING

OFFENSIVE CATEGORY	TITANS STAT (RANK)	RAIDERS STAT (RANK)
Yards / Game	329.8 (24)	354.8 (16)
Yards / Play	5.61 (13)	5.87 (7)
Rushing Yards / Game	125.4 (9)	122.7 (10t)
Rushing Yards / Play	4.70 (6)	4.46 (15)
Passing Yards / Game	204.3 (27)	232.1 (15)
Passing Yards / Play	7.30 (12)	7.39 (9)
Interception Rate	1.79% (10)	2.12% (14)
Sacks / Pass Attempt	14.58% (32)	4.77% (5)
First Downs / Game	18.8 (25)	19.1 (21t)
Punt Return Avg	6.9 (16)	6.8 (18)
Kickoff Return Avg	21.1 (22)	23.8 (8)
Field Goals Made	50.00% (32)	70.59% (27)
3rd Down Pct	34.04% (26)	45.33% (7)
4th Down Pct	27.27% (29)	64.29% (6)
Red Zone Pct	71.88% (1)	57.50% (15)
Goal to Go%	88.89% (2)	64.71% (22)
Avg Time of Possession	28:26 (27)	30:25 (14)
Points / Game	23 (15)	19.8 (23)
Turnover Ratio	+5 (9)	-2 (18t)

2019 DEFENSIVE STATISTICS AND NFL RANKING

DEFENSIVE CATEGORY	TITANS STAT (RANK)	RAIDERS STAT (RANK)
Yards / Game	362.1 (21)	361.8 (20)
Yards / Play	5.42 (15)	5.88 (26)
Rushing Yards / Game	102.0 (11)	103.6 (12)
Rushing Yards / Play	3.97 (7)	4.04 (10)
Passing Yards / Game	260.1 (27)	258.2 (24)
Passing Yards / Play	6.77 (18)	7.69 (27)
Interception Rate	2.39% (13)	1.99% (20)
Sacks / Pass Attempt	7.16% (18)	6.70% (21)
First Downs / Game	20.6 (19)	22.0 (28)
Punt Return Avg	9.2 (26)	11.4 (32)
Kickoff Return Avg	21.9 (12)	21.0 (9)
3rd Down Pct	36.25% (11t)	44.44% (28)
4th Down Pct	42.11% (9t)	63.64% (28)
Red Zone Pct	64.71% (29t)	66.67% (32)
Goal to Go%	72.73% (21)	81.48% (29)
Points / Game	19.5 (8)	27.0 (28)
Point Differential / Game	3.5 (9)	-7.3 (27)
Yard Differential / Game	-32.3 (24)	-7.0 (19)

RAIDERS HEAD COACH JON GRUDEN

JON GRUDEN AT A GLANCE

- Regular season record: 105-99
- Postseason record: 5-4
- Overall record: 110-103
- vs. Titans: 1-3
- on the road vs. Titans: 0-2
- at home vs. Titans: 1-1
- vs. Mike Vrabel: 0-0
- Year as Raiders head coach: 6
- Year as NFL head coach: 13



Jon Gruden's Assistant Coaching Staff:

Paul Guenther	Defensive Coordinator
Greg Olson	Offensive Coordinator
Rich Bisaccia	Asst. Head Coach/Special Teams Coord.
D'Anthony Batiste	Strength & Conditioning Assistant
Edgar Bennett	Wide Receivers
Tim Berbenich	Quality Control -- Offense
Brentson Buckner	Defensive Line
Tom Cable	Offensive Line
Deuce Gruden	Strength & Conditioning Assistant
Nick Holz	Quality Control -- Offense
Lemuel Jeanpierre	Assistant Offensive Line
Taver Johnson	Assistant Defensive Backs
David Lippincott	Linebackers
John Morton	Senior Offensive Assistant
A.J. Neibel	Head Strength & Conditioning
Jim O'Neil	Senior Defensive Assistant
Dave Razzano	Director of Football Research
Rick Slate	Strength & Conditioning Assistant
Frank Smith	Tight Ends
Travis Smith	Quality Control -- Defense
Byron Storer	Assistant Special Teams
Mike Trgovac	Defensive Line
Kirby Wilson	Running Backs

Jon Gruden was named head coach of the Oakland Raiders for the second time in his career on Jan. 2, 2018. He was first introduced as head coach nearly 22 years ago, serving four seasons with the Raiders from 1998-2001.

Gruden returned to coaching after spending nearly a decade in broadcasting, including color analyst duties on the Monday Night Football franchise from 2009-2017. Gruden compiled a 95-81 (.540) regular season mark in 11 seasons as head coach with the Raiders and the Tampa Bay Buccaneers (2002-08), and a 5-4 record (.556) in postseason contests, including a victory in Super Bowl XXXVII.

Gruden spent seven seasons as head coach of the Buccaneers, finishing his time there as the winningest coach in franchise history by compiling a 57-55 (.509) regular-season record, three division titles and a 3-2 mark in the postseason.

Prior to beginning his initial tenure in Oakland, Gruden was a seven-year NFL assistant, helping his teams qualify for the playoffs five times.

Gruden spent three seasons (1995-97) as offensive coordinator for the Philadelphia Eagles. Before joining Philadelphia, Gruden held a three-year stint at Green Bay (1992-94). Gruden worked as an offensive assistant to head coach George Seifert with the San Francisco 49ers in 1990, helping the 49ers to a 14-2 record and an NFC Championship Game appearance.

Gruden got his coaching start as a graduate assistant at the University of Tennessee (1986-87), helping the Volunteers to a 17-7-1 record and victories in both the Liberty Bowl and Peach Bowl. Gruden then spent a year at Southeast Missouri State as a passing game coordinator.

Following his time at Southeast Missouri State, Gruden served a two-year stint as a wide receivers coach at the University of Pacific (1989) and the University of Pittsburgh (1991).

Born Aug. 17, 1963 in Sandusky, Ohio, Gruden attended South Bend (Ind.) Clay High School and was a three-year letterman at quarterback at the University of Dayton, where he helped the Flyers to a 24-7 record in three years.

TITANS-RAIDERS CONNECTIONS

FORMER RAIDERS

- Titans linebacker **Daren Bates** appeared in 16 games for the Raiders in 2016.
- Titans tight ends coach **Todd Downing** coached the Raiders quarterbacks from 2015-16 and served as offensive coordinator in 2017.
- Titans wide receivers coach **Rob Moore** served in the same capacity for the Raiders from 2015-17.
- Titans defensive line coach **Terrell Williams** served in the same capacity for the Raiders from 2012-14.

FORMER TITANS

- Raiders linebacker **Will Compton** played in 12 games for the Titans in 2018, totaling 14 tackles.
- Raiders safety **Curtis Riley** was originally signed by the Tennessee Titans as an undrafted free agent in 2015 and appeared in 11 total games from 2016-17, recording 11 tackles, one interception and two passes defended.

TITANS WITH CALIFORNIA CONNECTIONS

- Titans linebacker **Jayon Brown** grew up in Long Beach, Calif., and attended Long Beach Poly High School, where he earned PrepStar All-West Region honors. Brown later played college football at UCLA (2013-2016), where he started 21 games over his final two seasons and totaled nine games with double-digit tackles.
- Titans defensive tackle **Jurrell Casey** is also from Long Beach and attended Long Beach Poly. His high school honors included All-Moore League Defensive MVP, ALL-CIF Pac-5 Division Co-Defensive MVP, Long Beach Press-Telegram Dream Team MVP, and second-team EA Sports All-American. He later went on to attend Southern California, where in three seasons (2008-2010), he started 26 of 38 games and recorded 138 tackles, nine sacks and four fumble recoveries.
- Titans offensive line coach **Keith Carter** was a tight end at UCLA and later coached at the University of Redlands and the University of San Diego.
- Titans defensive back **Dane Cruikshank** attended Ayala High School in Chino Hills, Calif.
- Titans defensive end **Matt Dickerson** is a native of San Mateo, Calif., and attended Junipero Serra (Calif.) High School. He then went to UCLA, where he appeared in 44 games with 16 starts over four seasons, totaling 97 tackles and 1.5 sacks.
- Titans guard **Jamil Douglas** is a native of Cypress, Calif.
- Titans cornerback **Adoree' Jackson** spent three seasons (2014–2016) at the University of Southern California, where he appeared in 39 games with 36 starts. Jackson's career totals included six interceptions and 15 total touchdowns: six on receptions, one on an interception, four on punt returns and four on kickoff returns. As a junior in 2016, Jackson was awarded the Jim Thorpe Award as the nation's top defensive back. Additionally, he was a long jumper and sprinter on USC's track team.
- Titans quarterbacks coach **Pat O'Hara** was born in Santa Monica, Calif., and played quarterback for the University of Southern California from 1987–1990. He later served as the head coach of the AFL's Los Angeles Avengers in 2009.
- Titans tight end **Delanie Walker** (IR) grew up in Pomona, Calif. He attended Pomona High School where he was a first-team All-Region selection by The Los Angeles Times, adding all-division and All-San Gabriel Valley honors as a senior. He was selected as the 2001 Pomona Red Devil of the Year.
- Titans defensive line coach **Terrell Williams** is a native of Los Angeles, Calif.

RAIDERS WITH TENNESSEE AREA CONNECTIONS

- Raiders head coach **Jon Gruden** coached collegiately at the University of Tennessee from 1986-87.

COACHING CONNECTIONS

- Titans strength and conditioning assistant **Mondray Gee** was on the coaching staff with Raiders offensive line coach **Tom Cable** for the Seahawks from 2011-17, appearing in back-to-back Super Bowls and winning in 2014. Raiders assistant offensive line coach **Lemuel Jeanpierre** was an offensive lineman for the Seahawks from 2011-15, and joined Gee on the coaching staff in 2017.
- Titans head coach **Mike Vabel** was the linebackers coach at Ohio State while Raiders assistant defensive backs coach **Taver Johnson** was also on the coaching staff.
- Titans director of sports medicine **Todd Toriscelli** was the head athletic trainer for the Tampa Bay Buccaneers during **Jon Gruden's** entire tenure in Tampa Bay as head coach (2002-08).

COACH-PLAYER CONNECTIONS

- Titans head coach **Mike Vabel**, outside linebackers coach **Shane Bowen** and secondary coach **Kerry Coombs** with Raiders defensive tackle **Johnathan Hankins** at Ohio State ... Titans strength and conditioning assistant **Mondray Gee** with Raiders defensive ends **Benson Mayowa** and **Dion Jordan** at Seattle ... Titans tight ends coach **Todd Downing** with Raiders linebacker **Tahir Whitehead** at Detroit ... Titans head coach **Mike Vabel** with Raiders safety **D.J. Swearinger** at Houston ... Titans tight ends coach **Todd Downing** and wide receivers coach **Rob Moore** with Raiders linebacker **Preston Brown** at Buffalo ... Titans special teams coordinator **Craig Aukerman** with Raiders wide receiver **Tyrell Williams** at the San Diego Chargers ... Titans defensive coordinator **Dean Pees** with Raiders tight end **Darren Waller** at Baltimore ... Titans defensive assistant **Scott Booker** with Raiders quarterback **Deshone Kizer** at Notre Dame ... Titans outside linebacker **Reggie Gilbert** with Raiders wide receivers coach **Edgar Bennett** and senior defensive assistant **Mike Trgovac** at Green Bay ... Titans wide receiver **Adam Humphries** with Raiders defensive line coach **Brentson Buckner** at Tampa Bay ... Titans safety **Kenny Vaccaro** with Raiders senior offensive assistant **John Morton** and tight ends coach **Frank Smith** at New Orleans ... Titans guard **Rodger Saffold** with Raiders offensive coordinator **Greg Olson** at the Los Angeles Rams.

NOTABLE PRO TEAMMATES

- Titans quarterback **Ryan Tannehill** with Raiders defensive end **Dion Jordan** and guard **Richie Incognito** at Miami ... Titans kicker **Ryan Succop** with Raiders center **Rodney Hudson** at Kansas City ... Titans wide receiver **Adam Humphries** and guard/tackle **Kevin Pamphile** with Raiders quarterback **Mike Glennon** and safety **D.J. Swearinger** at Tampa Bay ... Titans guard **Rodger Saffold** with Raiders tight end **Derek Carrier** and safety **Lamarcus Joyner** at the Los Angeles Rams ... Titans safety **Kenny Vaccaro** with Raiders safety **Erik Harris** at New Orleans ... Titans outside linebacker **Reggie Gilbert** with Raiders wide receiver **Trevor Davis** and quarterback **Deshone Kizer** at Green Bay.

NOTABLE COLLEGE TEAMMATES

- Titans linebacker **Rashaan Evans** with Raiders running back **Josh Jacobs** at Alabama ... Titans quarterback **Marcus Mariota** and center/guard **Hroniss Gras** with Raiders defensive end **Dion Jordan** at Oregon ... Titans linebacker **Jayon Brown** and defensive end **Matt Dickerson** with Raiders offensive lineman **Andre James** and tackle **Kolton Miller** at UCLA.

CAREER STATS VS. THE RAIDERS: TITANS OFFENSE

QUARTERBACKS

Marcus Mariota (Passing)

Date	Opp	W-L	G/S	Att	Cmp	Pct	Yds	Yd/A	TD	TD%	Int	Int%	Lg	Sk	Lst	Rate
11/29/15	Oak	L	QB	37	17	45.9	218	5.9	3	8.1	2	5.4	36	2	13	69.4
9/25/16	Oak	L	QB	33	17	51.5	214	6.5	0	0.0	2	6.1	26	1	2	46.8
9/10/17	Oak	L	QB	41	25	61.0	256	6.2	0	0.0	0	0.0	24	1	1	78.9
Totals		0-3	3/3	111	59	53.2	688	6.2	3	2.7	4	3.6	36	4	16	66.2

Marcus Mariota

			Rushing												
Date	Opp	W-L	G/S	Att	Yds	Avg	Lg	TD							
11/29/15	Oak	L	QB	1	7	7.0	7	0							
9/25/16	Oak	L	QB	3	22	7.3	9	0							
9/10/17	Oak	L	QB	3	26	8.7	15	1							
Totals		0-3	3/3	7	55	7.9	15	1							

Ryan Tannehill (Passing)

Date	Opp	W-L	G/S	Att	Cmp	Pct	Yds	Yd/A	TD	TD%	Int	Int%	Lg	Sk	Lst	Rate
9/16/12	Oak	W	QB	30	18	60.0	200	6.7	1	3.3	0	0.0	25	1	11	91.0
9/28/14	@ Oak	W	QB	31	23	74.2	278	9.0	2	6.5	1	3.2	35	0	0	109.3
9/23/18	Oak	W	QB	23	17	73.9	289	12.6	3	13.0	0	0.0	74	1	9	155.3
Totals		3-0	3/3	84	58	69.0	767	9.1	6	7.1	1	1.2	74	2	20	116.5

RUNNING BACKS

Khari Blasingame

			Rushing						Receiving					
Date	Opp	W-L	G/S	Att	Yds	Avg	Lg	TD	Rec	Yds	Avg	Lg	TD	
None														
Totals		0-0	0/0	0	0	-	-	0	0	0	-	-	0	

Derrick Henry

			Rushing						Receiving					
Date	Opp	W-L	G/S	Att	Yds	Avg	Lg	TD	Rec	Yds	Avg	Lg	TD	
9/25/16	Oak	L		10	45	4.5	13	0	0	0	-	-	0	
9/10/17	Oak	L		6	25	4.2	8	0	0	0	-	-	0	
Totals		0-2	2/0	16	70	4.4	13	0	0	0	-	-	0	

Dion Lewis

			Rushing						Receiving					
Date	Opp	W-L	G/S	Att	Yds	Avg	Lg	TD	Rec	Yds	Avg	Lg	TD	
11/19/17	@ Oak	W	RB	10	60	6.0	20	0	4	28	7.0	15	1	
Totals		1-0	1/1	10	60	6.0	20	0	4	28	7.0	15	1	

WIDE RECEIVERS

A.J. Brown

Date	Opp	W-L	G/S	Rec	Yds	Avg	Lg	TD
None								
Totals		0-0	0/0	0	0	-	-	0

Corey Davis

Date	Opp	W-L	G/S	Rec	Yds	Avg	Lg	TD
9/10/17	Oak	L		6	69	11.5	23	0
Totals		0-1	1/0	6	69	11.5	23	0

Cody Hollister

Date	Opp	W-L	G/S	Rec	Yds	Avg	Lg	TD
None								
Totals		0-0	0/0	0	0	-	-	0

Adam Humphries

Date	Opp	W-L	G/S	Rec	Yds	Avg	Lg	TD
10/30/16	Oak	L	WR	3	58	19.3	42	0
Totals		0-1	1/1	3	58	19.3	42	0

Kalif Raymond

Date	Opp	W-L	G/S	Rec	Yds	Avg	Lg	TD
1/1/17	Oak	W		0	0	-	-	0
9/17/17	@ Oak	L		0	0	-	-	0
12/3/17	@ Oak	L		0	0	-	-	0
Totals		1-2	3/0	0	0	-	-	0

Tajae Sharpe

Date	Opp	W-L	G/S	Rec	Yds	Avg	Lg	TD
9/25/16	Oak	L	WR	3	48	16.0	23	0
Totals		0-1	1/1	3	48	16.0	23	0

CAREER STATS VS. THE RAIDERS: TITANS OFFENSE

TIGHT ENDS

Anthony Firkser

Date	Opp	W-L	G/S	Rec	Yds	Avg	Lg	TD
None								
Totals		0-0	0/0	0	0	-	-	0

Jonnu Smith

Date	Opp	W-L	G/S	Rec	Yds	Avg	Lg	TD
9/10/17	Oak	L	TE	0	0	-	-	0
Totals		0-1	1/1	0	0	-	-	0

MyCole Pruitt

Date	Opp	W-L	G/S	Rec	Yds	Avg	Lg	TD
11/15/15	@ Oak	W	TE	2	7	3.5	4	0
Totals		1-0	1/1	2	7	3.5	4	0

CAREER STATS VS. THE RAIDERS: TITANS SPECIALISTS

KICKERS

Ryan Santos

Date	Opp	W-L	FGM	FGA	Pct	XPM	XPA	1-19	20-29	30-39	40-49	50+	Lg	KO	TB
None															
Totals		0-0	0	0	-		0	0-0	0-0	0-0	0-0	0-0	-	0	0

Ryan Succop

Date	Opp	W-L	FGM	FGA	Pct	XPM	XPA	1-19	20-29	30-39	40-49	50+	Lg	KO	TB
9/20/09	Oak	L	1	1	100.0	1	1	0-0	1-1	0-0	0-0	0-0	23	3	0
11/15/09	@ Oak	W	3	4	75.0	1	1	0-0	1-1	1-1	0-0	1-2	50	5	0
11/7/10	@ Oak	L	2	2	100.0	2	2	0-0	1-1	0-0	1-1	0-0	43	5	0
1/2/11	Oak	L	1	1	100.0	1	1	0-0	0-0	1-1	0-0	0-0	30	3	0
10/23/11	@ Oak	W	0	0	-	4	4	0-0	0-0	0-0	0-0	0-0	-	5	4
12/24/11	Oak	L	2	4	50.0	1	1	0-0	2-2	0-0	0-2	0-0	23	5	2
10/28/12	Oak	L	3	3	100.0	1	1	0-0	0-0	1-1	1-1	1-1	52	5	2
12/16/12	@ Oak	L	0	0	-	0	0	0-0	0-0	0-0	0-0	0-0	-	1	1
10/13/13	Oak	W	1	1	100.0	3	3	0-0	0-0	1-1	0-0	0-0	33	5	4
12/15/13	@ Oak	W	0	0	-	8	8	0-0	0-0	0-0	0-0	0-0	-	9	3
11/29/15	Oak	L	0	0	-	1	2	0-0	0-0	0-0	0-0	0-0	-	4	0
9/25/16	Oak	L	1	1	100.0	1	1	0-0	0-0	1-1	0-0	0-0	34	3	1
9/10/17	Oak	L	3	4	75.0	1	1	0-0	2-2	0-0	0-0	1-2	52	5	3
Totals		4-9	17	21	81.0	25	26	0-0	7-7	5-5	2-4	3-5	52	58	20

PUNTERS

Brett Kern

Date	Opp	W-L	Num	Blk	Yds	Avg	Lg	TB	In20	NetAvg
9/8/08	@ Oak	W	2	0	80	40.0	42	0	1	38.5
11/23/08	Oak	L	2	0	112	56.0	60	0	0	11.5
9/27/09	@ Oak	W	2	0	81	40.5	48	1	0	27.0
9/12/10	Oak	W	4	0	200	50.0	60	0	2	44.5
11/24/13	@ Oak	W	4	1	163	40.8	49	0	1	29.0
11/29/15	Oak	L	6	0	287	47.8	60	0	1	39.7
9/25/16	Oak	L	6	0	311	51.8	62	0	3	45.5
9/10/17	Oak	L	4	0	188	47.0	53	1	2	40.8
Totals		4-4	30	1	1422	47.4	62	2	10	37.1

RETURNERS

Adam Humphries

Date	Opp	W-L	PR	FC	Yds	Avg	Lg	TD	KR	Yds	Avg	Lg	TD
10/30/16	Oak	L	1	1	0	0.0	0	0	0	0	-	-	0
Totals		0-1	1	1	0	0.0	0	0	0	0	-	-	0

Adoree' Jackson

Date	Opp	W-L	PR	FC	Yds	Avg	Lg	TD	KR	Yds	Avg	Lg	TD
9/10/17	Oak	L	1	0	5	5.0	5	0	1	35	35.0	35	0
Totals		0-1	1	0	5	5.0	5	0	1	35	35.0	35	0

CAREER STATS VS. THE RAIDERS: TITANS SPECIALISTS

Dion Lewis

Date	Opp	W-L	PR	FC	Yds	Avg	Lg	TD	KR	Yds	Avg	Lg	TD
11/19/17	@ Oak	W	0	0	0	-	-	0	0	0	-	-	0
Totals		1-0	0	0	0	-	-	0	0	0	-	-	0

Kalif Raymond

Date	Opp	W-L	PR	FC	Yds	Avg	Lg	TD	KR	Yds	Avg	Lg	TD
1/1/17	Oak	W	4	2	50	12.5	25	0	2	24	12.0	12	0
9/17/17	@ Oak	L	2	1	11	5.5	11	0	1	40	40.0	40	0
12/3/17	@ Oak	L	2	0	10	5.0	8	0	2	32	16.0	18	0
Totals		1-2	8	3	71	8.9	25	0	5	96	19.2	40	0

CAREER STATS VS. THE RAIDERS: TITANS DEFENSE

Daren Bates (LB)

Date	Opp	W-L	G/S	Tackle	Sack	Int	FF	FR
11/30/14	Oak	W		0	0.0	0	0	0
9/10/17	Oak	L		0	0.0	0	0	0
Totals		1-1	2/0	0	0.0	0	0	0

Jayon Brown (ILB)

Date	Opp	W-L	G/S	Tackle	Sack	Int	FF	FR
9/10/17	Oak	L		4	0.0	0	0	0
Totals		0-1	1/0	4	0.0	0	0	0

Kevin Byard (S)

Date	Opp	W-L	G/S	Tackle	Sack	Int	FF	FR
9/25/16	Oak	L		3	0.0	0	0	0
9/10/17	Oak	L	FS	9	0.0	0	0	0
Totals		0-1	2/1	12	0.0	0	0	0

Jurrell Casey (DT)

Date	Opp	W-L	G/S	Tackle	Sack	Int	FF	FR
11/24/13	@ Oak	W	DT	7	0.0	0	0	1
11/29/15	Oak	L	DT	6	0.0	0	0	0
9/25/16	Oak	L	DT	3	0.0	0	0	0
9/10/17	Oak	L	DT	2	0.0	0	0	0
Totals		1-3	4/4	18	0.0	0	0	1

Kamalei Correa (OLB)

Date	Opp	W-L	G/S	Tackle	Sack	Int	FF	FR
10/2/16	Oak	L		0	0.0	0	0	0
10/8/17	@ Oak	W		0	0.0	0	0	0
Totals		1-1	2/0	0	0.0	0	0	0

Dane Cruikshank (DB)

Date	Opp	W-L	G/S	Tackle	Sack	Int	FF	FR
None								
Totals		0-0	0/0	0	0.0	0	0	0

Matt Dickerson (DE)

Date	Opp	W-L	G/S	Tackle	Sack	Int	FF	FR
None								
Totals		0-0	0/0	0	0.0	0	0	0

Rashaan Evans (ILB)

Date	Opp	W-L	G/S	Tackle	Sack	Int	FF	FR
None								
Totals		0-0	0/0	0	0.0	0	0	0

Sharif Finch (OLB)

Date	Opp	W-L	G/S	Tackle	Sack	Int	FF	FR
None								
Totals		0-0	0/0	0	0.0	0	0	0

Reggie Gilbert (OLB)

Date	Opp	W-L	G/S	Tackle	Sack	Int	FF	FR
None								
Totals		0-0	0/0	0	0.0	0	0	0

Amani Hooker (DB)

Date	Opp	W-L	G/S	Tackle	Sack	Int	FF	FR
None								
Totals		0-0	0/0	0	0.0	0	0	0

Adoree' Jackson (CB)

Date	Opp	W-L	G/S	Tackle	Sack	Int	FF	FR
9/10/17	Oak	L	CB	5	0.0	0	0	0
Totals		0-1	1/1	5	0.0	0	0	0

Austin Johnson (DL)

Date	Opp	W-L	G/S	Tackle	Sack	Int	FF	FR
9/10/17	Oak	L		2	0.0	0	0	0
Totals		0-1	1/0	2	0.0	0	0	0

DaQuan Jones (DL)

Date	Opp	W-L	G/S	Tackle	Sack	Int	FF	FR
11/29/15	Oak	L		3	0.0	0	0	0
9/25/16	Oak	L	DE	1	0.0	0	0	0
9/10/17	Oak	L	DE	4	0.0	0	0	0
Totals		0-3	3/2	8	0.0	0	0	0

Joshua Kalu (S)

Date	Opp	W-L	G/S	Tackle	Sack	Int	FF	FR
None								
Totals		0-0	0/0	0	0.0	0	0	0

Harold Landry III (OLB)

Date	Opp	W-L	G/S	Tackle	Sack	Int	FF	FR
None								
Totals		0-0	0/0	0	0.0	0	0	0

David Long Jr. (LB)

Date	Opp	W-L	G/S	Tackle	Sack	Int	FF	FR
None								
Totals		0-0	0/0	0	0.0	0	0	0

Isaiah Mack (DT)

Date	Opp	W-L	G/S	Tackle	Sack	Int	FF	FR
None								
Totals		0-0	0/0	0	0.0	0	0	0

CAREER STATS VS. THE RAIDERS: TITANS DEFENSE

Kareem Orr (CB)

Date	Opp	W-L	G/S	Tackle	Sack	Int	FF	FR
None								
Totals		0-0	0/0	0	0.0	0	0	0

Derick Roberson (OLB)

Date	Opp	W-L	G/S	Tackle	Sack	Int	FF	FR
None								
Totals		0-0	0/0	0	0.0	0	0	0

Logan Ryan (CB)

Date	Opp	W-L	G/S	Tackle	Sack	Int	FF	FR
9/21/14	Oak	W	CB	4	0.0	0	0	0
9/10/17	Oak	L	CB	4	0.0	0	1	0
Totals		1-1	2/2	8	0.0	0	1	0

Jeffery Simmons (DL)

Date	Opp	W-L	G/S	Tackle	Sack	Int	FF	FR
None								
Totals		0-0	0/0	0	0.0	0	0	0

LeShaun Sims (CB)

Date	Opp	W-L	G/S	Tackle	Sack	Int	FF	FR
None								
Totals		0-0	0/0	0	0.0	0	0	0

Tye Smith (CB)

Date	Opp	W-L	G/S	Tackle	Sack	Int	FF	FR
9/10/17	Oak	L		1	0.0	0	0	0
Totals		0-1	1/0	1	0.0	0	0	0

Kenny Vaccaro (S)

Date	Opp	W-L	G/S	Tackle	Sack	Int	FF	FR
9/11/16	Oak	L	SS	7	0.0	0	0	0
Totals		0-1	1/1	7	0.0	0	0	0

Wesley Woodyard (LB)

Date	Opp	W-L	G/S	Tackle	Sack	Int	FF	FR
9/8/08	@ Oak	W		0	0	0	0	0
11/23/08	Oak	L	LB	8	0	0	0	0
9/27/09	@ Oak	W		2	0	0	0	0
12/20/09	Oak	L		2	0	0	0	0
12/19/10	@ Oak	L		1	0	0	0	0
9/12/11	Oak	L	LB	6	0	0	0	0
11/6/11	@ Oak	W		3	0	0	0	0
9/30/12	Oak	W	LB	6	0.5	0	0	0
9/23/13	Oak	W	LB	8	0.5	0	0	0
12/29/13	@ Oak	W		1	0	0	0	0
11/29/15	Oak	L	LB	7	0	0	0	0
9/25/16	Oak	L		2	0	0	0	0
9/10/17	Oak	L	LB	10	1.0	0	0	0
Totals		6-7	13/6	56	2.0	0	0	0



REGULAR TITANS LINEUP

OFFENSIVE STARTERS

WR 84-Corey Davis (6-3, 209, 3rd Year, Western Michigan) - The fifth-overall draft pick in 2017 caught 34 balls for 375 yards in 11 games as a rookie. In 2018, he started all 16 games and led the team in catches (65), receiving yards (891) and receiving touchdowns (four).

	G	GS	Rec	Yds	Avg	Lg	TD
2019	11	8	31	426	13.7	38	2
Career	38	33	130	1,692	13.0	51	6

TE 81-Jonnu Smith (6-3, 248, 3rd Year, Florida International) - The 2017 third-round draft pick was the team's leading receiver among tight ends in 2018 before spending the final three games on injured reserve.

	G	GS	Rec	Yds	Avg	Lg	TD
2019	12	11	24	287	12.0	57	1
Career	41	36	62	702	11.3	61	6

LT 77-Taylor Lewan (6-7, 309, 6th Year, Michigan) - The team's first-round pick in 2014 (11th overall) started 68 total games at left tackle in his first five seasons. From 2016-18, he started all but one game and was voted to the Pro Bowl in all three seasons.

2019 G/GS: 8/8, Career G/GS: 81/76

LG 76-Rodger Saffold (6-5, 325, 10th Year, Indiana) - The former second-round pick was signed in 2019 as an unrestricted free agent from the Rams. In his first nine seasons, he appeared in 114 games, including time at both guard and both tackle positions. He started every game at left guard in 2018.

2019 G/GS: 12/12, Career G/GS: 126/123

C 60-Ben Jones (6-3, 308, 8th Year, Georgia) - Added as an unrestricted free agent in 2016, the former fourth-round pick played in 64 games in four previous seasons with the Houston Texans. He started all 48 games during his first three seasons in Tennessee.

2019 G/GS: 11/11, Career G/GS: 123/102

RG 64-Nate Davis (6-3, 316, Rookie, Charlotte) - The 2019 third-round pick appeared in 41 games with 37 starts at Charlotte, including seven starts at tackle in 2018.

2019/Career G/GS: 9/8

RT 78-Jack Conklin (6-6, 308, 4th Year, Michigan State) - The eighth-overall draft pick in 2016 was named first-team All-Pro as a rookie and started all 32 games during his first two seasons. He was limited to nine games in 2018 due to injuries.

2019 G/GS: 12/12, Career G/GS: 53/53

WR 10-Adam Humphries (5-11, 195, 5th Year, Clemson) - After entering the NFL as a rookie free agent, Humphries played four seasons in Tampa Bay, collecting 219 receptions for 2,329 yards and nine touchdowns before signing with the Titans in 2019.

Receiving	G	GS	Rec	Yds	Avg	Lg	TD
2019	12	3	37	374	10.1	30	2
Career	72	20	256	2,703	10.6	51	11

Returns	PR	FC	Yds	Avg	Lg	TD	KR	Yds	Avg	Lg	TD
2019	12	19	78	6.5	21	0	0	0	0.0	0	0
Career	63	63	503	8.0	25	0	6	64	10.7	17	0

WR 19-Tajae Sharpe (6-2, 194, 4th year, Massachusetts) - The fifth-round pick had 41 catches as a rookie in 2016 but spent all of 2017 on injured reserve. He returned to play in all 16 games with 26 receptions in 2018.

	G	GS	Rec	Yds	Avg	Lg	TD
2019	11	6	13	194	14.9	47	2
Career	43	29	80	1,032	12.9	47	6

QB 17-Ryan Tannehill (6-4, 217, 8th Year, Texas A&M) - Acquired via trade in 2019, Tannehill spent his first seven seasons in Miami, where he accumulated 20,434 passing yards, 123 touchdown passes and 1,210 rushing yards. He was a 10-game starter in 2018.

	G	GS	Att	Cmp	Pct	Yds	TD	Int	Lg	Sk	Rate
2019	8	6	176	128	72.7	1,602	12	4	65	24	113.9
Career	96	94	3,087	1,957	63.4	22,036	135	79	80	272	88.6

RB 22-Derrick Henry (6-3, 247, 4th Year, Alabama) - The 2016 second-round pick and former Heisman winner led the Titans in rushing in both 2017 (744 yards) and 2018 (1,059). Also in 2018, he ranked second in the AFC in rushing yardage and tied for first in the AFC with 12 rushing touchdowns.

	G	GS	Att	Yds	Avg	Lg	TD	Rec	Yds	Avg	Lg	TD
2019	12	12	232	1,140	4.9	74t	11	17	200	11.8	75t	2
Career	59	28	733	3,433	4.7	99t	33	56	572	10.2	75t	3

OFFENSIVE RESERVES

WR 11-A.J. Brown (6-1, 226, Rookie, Mississippi) - The 2019 second-round pick set an Ole Miss record with 2,984 receiving yards on 189 catches (third all-time) and tallied 19 touchdown receptions (fifth). In 2018, he set school records in catches (85) and receiving yards (1,320).

	G	GS	Rec	Yds	Avg	Lg	TD
2019/Career	12	7	34	626	18.4	65	4

G/C 75-Jamil Douglas (6-4, 309, 2nd Year, Arizona State) - Douglas arrived on the Titans practice squad in 2018 after previous experience with the Dolphins, Patriots, Falcons and Colts. He was a fourth-round pick with Miami in 2015.

2019 G/GS: 11/5, Career G/GS: 28/11

TE 86-Anthony Firkser (6-2, 246, 2nd year, Harvard) - The former undrafted free agent joined the Titans during the 2018 offseason after spending part of 2017 on the Chiefs practice squad. He ranked second among Titans tight ends with 19 receptions in 2018.

	G	GS	Rec	Yds	Avg	Lg	TD
2019	11	0	11	153	13.9	27	1
Career	23	0	30	378	12.6	28	2

T/G 71-Dennis Kelly (6-8, 321, 8th Year, Purdue) - The former fifth-round pick was acquired in a 2016 trade with the Eagles. In his first three seasons in Tennessee, he played in 43 games, seeing time at both tackle spots and as an extra tight end. He started five games at right tackle in 2018.

2019 G/GS: 11/4, Career G/GS: 84/31

RB 33-Dion Lewis (5-8, 195, 8th Year, Pittsburgh) - The former fifth-round pick of the Eagles was signed as a free agent in 2018 after spending three seasons in New England. He rushed for 517 yards in 2018 and set career highs with 59 receptions and 400 receiving yards.

	G	GS	Att	Yds	Avg	Lg	TD	Rec	Yds	Avg	Lg	TD
2019	12	0	26	98	3.77	15	0	22	129	5.9	24	0
Career	82	26	510	2,199	4.31	44	11	169	1,246	7.4	40	6

QB 8-Marcus Mariota (6-4, 222, 5th Year, Oregon) - The 2015 second-overall draft pick became the fifth quarterback in NFL history with at least 12,000 passing yards (12,004) and 1,200 rushing yards (1,270) in his first four seasons. He is the all-time franchise career leader in passer rating and completion percentage, and his 68.9 percent completion rate in 2018 set the team's single-season mark.

Passing	G	GS	Att	Cmp	Pct	Yds	TD	Int	Lg	Sk	Rate
2019	6	6	159	94	59.1	1,179	7	2	75	25	91.7
Career	62	61	1,764	1,109	62.9	13,183	76	44	75	155	89.6

Rushing	Att	Yds	Avg	Lg	TD
2019	24	129	5.4	15	0
Career	242	1,399	5.8	87	11

TE 85-MyCole Pruitt (6-2, 245, 4th year, Southern Illinois) - Pruitt was signed off Houston's practice squad in September 2018 and played in 15 games in 2018. The Vikings' 2015 fifth-round pick also spent time with the Bears and Texans.

	G	GS	Rec	Yds	Avg	Lg	TD
2019	12	7	1	20	20.0	20	0
Career	48	11	22	224	10.2	32	1

WR 14-Kalif Raymond (5-8, 182, 2nd Year, Holy Cross) - Originally a rookie free agent with Denver in 2016, he also spent time with the Jets and Giants prior to finishing 2018 on the Titans practice squad.

Receiving	G	GS	Rec	Yds	Avg	Lg	TD
2019	5	1	5	125	25.0	52	1
Career	17	1	6	137	22.8	52	1

Returns	PR	FC	Yds	Avg	Lg	TD	KR	Yds	Avg	Lg	TD
2019	0	1	0	0.0	0	0	8	194	24.3	45	0
Career	29	19	210	7.2	25	0	28	602	21.5	45	0

SPECIALISTS

P 6-Brett Kern (6-2, 214, 12th Year, Toledo) - Claimed off waivers from the Broncos during the 2009 season, he was named to the Pro Bowl in 2017 and 2018. He is the franchise's career and single-season leader (2017) in both gross and net punting average.

	G	Punt	Blk	Yds	Avg	Lg	TB	I20	NetAvg
2019	12	62	0	2,937	47.4	70	2	33	43.3
Career	188	896	5	41,193	46.0	79	54	351	40.4

REGULAR TITANS LINEUP

K 4-Ryan Succop (6-2, 218, 11th Year, South Carolina) - The former seventh-round pick was signed in 2014 after five seasons in Kansas City. From 2014-17, he made an NFL-record 56 consecutive field goals from inside 50 yards. He is the franchise leader in career field goal percentage.

	G	FGM	FGA	Pct	Lg	XPM	XPA	Pts
2019	4	1	4	25.0	31	15	16	18
Career	164	236	285	82.8	54	329	339	1,037

DEFENSIVE STARTERS

DE 98-Jeffery Simmons (6-4, 305, Rookie, Mississippi State) - The 19th overall draft pick began the season on reserve/non-football injury. In three collegiate seasons, his totals included 32.5 tackles for loss and seven sacks. He was a two-time All-SEC pick and a second-team All-American as a junior.

	GP	GS	Tackle	Sack	TFL	QBP	Int	PD	FF	FR
2019/Career	6	5	28	1.0	1	9	0	0	0	0

NT 90-DaQuan Jones (6-4, 322, 6th Year, Penn State) - The 2014 fourth-round pick started every contest in 2015, 2016 and 2018. He set a career high in 2017 with 3.5 sacks and followed with a career-high four tackles for loss in 2018.

	GP	GS	Tackle	Sack	TFL	QBP	Int	PD	FF	FR
2019	12	12	38	1.0	1	17	0	3	0	0
Career	79	73	222	7.0	11	66	0	4	1	2

DT 99-Jurrell Casey (6-1, 305, 9th Year, USC) - The third-round draft pick only missed three games in his first eight seasons. He earned second-team AP All-Pro honors in 2013 and was named to the Pro Bowl every year from 2015-18. He had at least five sacks every year from 2013-2018.

	GP	GS	Tackle	Sack	TFL	QBP	Int	PD	FF	FR
2019	10	10	44	3.0	1	24	0	0	1	2
Career	135	133	655	49.0	56	215	0	16	8	5

OLB 44-Kamalei Correa (6-3, 241, 4th Year, Boise State) - The second-round pick was acquired in August 2018 in a trade with Baltimore, where he played in 25 games in two seasons. In his first year in Tennessee, he tallied a career-high 3.5 sacks in 13 games (four starts).

	GP	GS	Tackle	Sack	TFL	QBP	Int	PD	FF	FR
2019	12	4	30	2.0	2	4	0	1	0	1
Career	50	12	68	5.5	NA	NA	0	3	2	1

ILB 54-Rashaan Evans (6-2, 232, 2nd Year, Alabama) - Drafted 22nd overall in 2018, he played in 15 games with seven starts and registered 63 tackles as a rookie.

	GP	GS	Tackle	Sack	TFL	QBP	Int	PD	FF	FR
2019	12	12	103	2.5	8	9	0	1	0	1
Career	27	19	166	2.5	10	15	0	4	0	1

ILB 55-Jayon Brown (6-0, 226, 3rd Year, UCLA) - The 2017 fifth-round pick appeared in all 32 games in his first two seasons. In 2018, he ranked second on the defense in tackles (107), sacks (6.0) and quarterback pressures (18, tied).

	GP	GS	Tackle	Sack	TFL	QBP	Int	PD	FF	FR
2019	10	10	84	1.0	2	6	0	8	0	0
Career	42	19	258	8.5	10	30	1	19	2	2

OLB 98-Harold Landry III (6-2, 252, 2nd Year, Boston College) - The 41st overall draft pick appeared in 15 games with three starts as a rookie, and his 4.5 sacks tied for third place on the Titans.

	GP	GS	Tackle	Sack	TFL	QBP	Int	PD	FF	FR
2019	12	12	67	9.0	4	20	1	1	1	2
Career	27	15	113	13.5	6	38	1	3	2	2

CB 26-Logan Ryan (5-11, 195, 7th Year, Rutgers) - The former third-round draft choice with the Patriots arrived in Tennessee in 2017. He played and started 29 games in his first two seasons and set a career high with 4.0 sacks in 2018 before finishing the campaign on injured reserve.

	GP	GS	Tackle	Sack	TFL	QBP	Int	PD	FF	FR
2019	12	12	89	3.5	3	2	4	18	3	0
Career	105	81	498	10.0	NA	NA	17	81	7	0

SS 24-Kenny Vaccaro (6-0, 214, 7th Year, Texas) - The Saints' former first-round pick was signed by the Titans as a free agent in August 2018. In his first season in Tennessee, his totals included 13 starts, 70 tackles and one interception.

	GP	GS	Tackle	Sack	TFL	QBP	Int	PD	FF	FR
2019	12	12	77	1.0	1	1	0	3	0	0
Career	93	92	629	10.5	NA	NA	9	37	5	3

FS 31-Kevin Byard (5-11, 212, 4th Year, Middle Tennessee State) - The 2016 third-round pick appeared in all 48 games with 39 starts during his first three seasons. His 12 total interceptions from 2017-18 were the most in the NFL.

	GP	GS	Tackle	Sack	TFL	QBP	Int	PD	FF	FR
2019	12	12	72	0.0	2	1	4	9	0	0
Career	60	51	318	3.0	11	11	16	41	0	2

CB 25-Adoree' Jackson (5-11, 185, 3rd Year, USC) - The 18th-overall draft pick in 2017 played in all 32 games in his first two seasons, totaling a team-high 34 passes defended. He also led the team in punt returns in each of his first two campaigns.

	Defense	GP	GS	Tackle	Sack	TFL	QBP	Int	PD	FF	FR
2019	11	10	40	0.0	2	0	0	7	0	0	0
Career	43	39	176	0.0	9	2	2	41	3	0	0

	Returns	PR	FC	Yds	Avg	Lg	TD	KR	Yds	Avg	Lg	TD
2019	3	1	26	8.7	17	0	2	23	23.0	23	0	0
Career	53	19	464	8.8	46	0	27	601	22.3	57	0	0

DEFENSIVE RESERVES

OLB 56-Sharif Finch (6-4, 250, 2nd Year, Temple) - The former undrafted free agent won a roster spot during the 2018 preseason. He appeared in 15 games as a rookie and totaled 22 tackles and 1.5 sacks.

	GP	GS	Tackle	Sack	TFL	QBP	Int	PD	FF	FR
2019	7	3	13	2.0	2	1	0	0	0	0
Career	22	3	35	3.5	4	3	0	0	2	1

OLB 93-Reggie Gilbert (6-4, 260, 2nd, Arizona) - Gilbert was acquired in a trade with Green Bay prior to the 2019 season. He appeared in 18 total games and totaled 3.5 sacks with the Packers from 2016-18.

	GP	GS	Tackle	Sack	TFL	QBP	Int	PD	FF	FR
2019	8	5	18	1.0	1	5	0	1	0	0
Career	26	5	65	4.5	NA	NA	0	3	0	1

DB 37-Amani Hooker (5-11, 210, Rookie, Iowa) - The fourth-round pick appeared in 36 games with 19 starts in college. He tallied six career interceptions, including four interceptions as a junior in 2018.

	GP	GS	Tackle	Sack	TFL	QBP	Int	PD	FF	FR
2019/Career	12	0	10	0.0	0	0	0	0	0	0

DE 94-Austin Johnson (6-4, 314, 4th Year, Penn State) - The 2016 second-round pick appeared in all 32 games from 2017-18. He set career highs in 2018 with nine starts and five quarterback pressures.

	GP	GS	Tackle	Sack	TFL	QBP	Int	PD	FF	FR
2019	12	0	20	0.0	1	2	0	1	0	0
Career	54	12	92	2.5	5	8	0	6	0	0

DT 97-Isaiah Mack (6-1, 299, Rookie, Chattanooga) - The undrafted rookie appeared in 48 games (32 starts) in college. He ranked fourth in Mocs history in sacks (21) and third in tackles for loss (41).

	GP	GS	Tackle	Sack	TFL	QBP	Int	PD	FF	FR
2019/Career	12	1	9	1.5	0	8	0	0	0	1

CB 36-LeShaun Sims (6-0, 203, 4th Year, Southern Utah) - The fifth-round pick appeared in 42 games with nine starts through his first three seasons, including appearances in all 16 games (two starts) in 2018.

	GP	GS	Tackle	Sack	TFL	QBP	Int	PD	FF	FR
2019	11	1	21	0.0	0	0	0	1	0	0
Career	53	10	93	0.0	3	1	2	12	1	0

CB 23-Tye Smith (6-0, 195, 4th Year, Towson) - The former fifth-round draft choice with the Seahawks arrived in Tennessee in 2017. After playing in 15 games in 2017, he spent all of 2018 on injured reserve.

	GP	GS	Tackle	Sack	TFL	QBP	Int	PD	FF	FR
2019	5	0	8	0.0	0	0	0	0	1	0
Career	24	1	19	0.0	0	0	1	1	1	0

ILB 59-Wesley Woodyard (6-0, 233, 12th Year, Kentucky) - The 2014 unrestricted free agent signee from the Broncos missed only two games during his first five seasons in Tennessee. He led the team in tackles in 2014, 2017 and 2018. He has been named a team captain every season during his career.

	GP	GS	Tackle	Sack	TFL	QBP	Int	PD	FF	FR
2019	11	2	45	1.0	3	1	0	0	1	0
Career	176	110	1,069	28.0	NA	NA	8	35	8	5

LAST WEEK VS. THE COLTS

Week 13: Titans 31, Colts 17
Sunday, Dec. 1, 2019 • 1:00 p.m. ET • Lucas Oil Stadium

GAME RECAP

In Week 13 of the 2019 season, the Titans traveled to Indianapolis and won by a score of 31-17. This marked Tennessee's third consecutive victory, and the third consecutive game in which the Titans scored 30 or more points. Tennessee forced three turnovers and blocked two field goals in the win.

On the first play of the game RB **Derrick Henry** recorded a nine-yard rush, but turned the ball over as Colts LB **Anthony Walker** forced Henry to fumble. Colts S **Malik Hooker** recovered the fumble which gave Indianapolis possession at the Tennessee 39-yard line. Indianapolis capitalized on the turnover as Colts QB **Jacoby Brissett** tossed a 21-yard touchdown pass to Colts TE **Jack Doyle** for an early 7-0 lead. However, the Titans responded immediately on the ensuing possession. With help from a 23-yard reception by WR **Corey Davis**, and a 13-yard catch by WR **A.J. Brown**, QB **Ryan Tannehill** tossed a 13-yard score to WR **Adam Humphries** to tie the game, 7-7.

Later in the first quarter, Tannehill was strip-sacked by Colts LB **Bobby Okereke** and the ball was recovered by Colts DE **Justin Houston**. The Titans defense held Indianapolis to a field goal attempt, but as Colts K **Adam Vinatieri** attempted a 53-yard kick, DL **Austin Johnson** blocked the ball to keep the game tied, 7-7.

In the second quarter, Indianapolis constructed an 11-play, 80-yard scoring drive with help from 18 and 19-yard catches by Colts WR **Marcus Johnson**. Vinatieri converted a 28-yard field goal to give Indianapolis a 10-7 lead.

Indianapolis opened the second half with an 11-play, 75-yard scoring drive that saw Colts RB **Nyheim Hines** rush for a one-yard touchdown and a 17-7 lead. But, on the ensuing Tennessee possession, the Titans manufactured their own 75-yard scoring drive. Henry accounted for a 34-yard rush to move the chains, and he ultimately recorded a 13-yard rushing score on fourth-and-one to inch closer to Indianapolis, 17-14. On the Colts' next offensive play, Brissett was intercepted by S **Kevin Byard** who returned the ball 21 yards to the Indianapolis 14-yard line. The Titans capitalized on the turnover as K **Ryan Succop** converted a 31-yard field goal for a 17-17 tie.

In the fourth quarter, with Indianapolis driving, OLB **Kamalei Correa** sacked Brissett on third down at the Tennessee 27-yard line. Vinatieri lined up to attempt a 46-yard field goal, but DB **Dane Cruikshank** blocked the kick and it was recovered by CB **Tye Smith**. Smith raced

for a 63-yard touchdown as Tennessee went ahead, 24-17. Brissett was then intercepted by CB **Logan Ryan** who returned the ball 16 yards. The Titans capitalized on the turnover, as Tannehill tossed a 40-yard touchdown bomb to WR **Kalif Raymond**. Tennessee increased the lead to 31-17, and preserved the score to seal a divisional road victory.

SCORING

	1	2	3	4	Final
Tennessee	7	0	10	14	31
Indianapolis	7	3	7	0	17

TEAM	SCORING PLAY	TIME
Colts	J.Doyle 21 yd. pass from J.Brissett (A.Vinatieri kick)	1-11:03
Titans	A.Humphries 13 yd. pass from R.Tannehill (R.Succop kick)	1-5:05
Colts	A.Vinatieri 28 yd. Field Goal	2-6:07
Colts	N.Hines 1 yd. run (A.Vinatieri kick)	3-10:23
Titans	D.Henry 13 yd. run (R.Succop kick)	3-5:52
Titans	R.Succop 31 yd. Field Goal	3-4:26
Titans	T.Smith 63 yd. return of blocked field goal (R.Succop kick)	4-5:02
Titans	K.Raymond 40 yd. pass from R.Tannehill (R.Succop kick)	4-3:02

Missed FGs: A. Vinatieri 55WR, 53B, 46B

Attendance: 60,361

Time of Game: 3:07

Weather: Indoors

Referee: Carl Cheffers

CLICK TO WATCH
HIGHLIGHTS



TEAM STATISTICS

	Titans	Colts
TOTAL FIRST DOWNS	15	22
THIRD DOWN EFFICIENCY	5-13-38%	5-12-42%
FOURTH DOWN EFFICIENCY	1-1-100%	0-0-0%
TOTAL NET YARDS	292	391
Plays - Avg.	58-5.0	67-5.8
NET YARDS RUSHING	154	82
Rushes - Avg.	30-5.1	24-3.4
NET YARDS PASSING	138	309
Sacks - Yards Lost	6-44	3-10
PASS ATT-COMP-INT	22-17-0	40-25-2
PUNTS - Avg.	5-48.8	3-49.3
Net Punting Average	42.4	46.7
PUNT RETURNS - Yards	2-8	2-32
KICKOFF RETURNS - Yards	0-0	1-15
INTERCEPTIONS - Yards	2-37	0-0
PENALTIES Number and Yards	3-33	6-40
FUMBLES - Lost	2-2	1-1
TOUCHDOWNS	4	2
EXTRA POINTS Made-Attempts	4-4	2-2
RED ZONE EFFICIENCY	2-3-67%	2-3-67%
GOAL TO GO EFFICIENCY	0-0-0%	1-2-50%
SAFETIES	0	0
GIVEAWAYS	2	3
TAKEAWAYS	3	2
TIME OF POSSESSION	27:29	32:31

TITANS STARTERS

OFFENSE		DEFENSE	
WR 84	C.Davis	DE 98	J.Simmons
TE 81	J.Smith	NT 90	D.Jones
LT 77	T.Lewan	DT 99	J.Casey
LG 76	R.Saffold	OLB 44	K.Correa
C 60	B.Jones	ILB 54	R.Evans
RG 64	N.Davis	ILB 55	J.Brown
RT 78	J.Conklin	OLB 58	H.Landry
WR 14	K.Raymond	CB 26	L.Ryan
WR 11	A.Brown	SS 24	K.Vaccaro
QB 17	R.Tannehill	FS 31	K.Byard
RB 22	D.Henry	CB 25	A.Jackson

COLTS STARTERS

OFFENSE		DEFENSE	
TE 86	M.Lengel	DE 99	J.Houston
LT 74	A.Castonzo	NT 90	G.Stewart
LG 56	Q.Nelson	UT 96	D.Autry
C 78	R.Kelly	DE 93	J.Sheard
RG 64	M.Glowinski	WLB 53	D.Leonard
RT 72	B.Smith	MLB 50	A.Walker
TE 84	J.Doyle	CB 34	R.Ya-Sin
WR 14	Z.Pascal	CB 23	K.Moore II
QB 7	J.Brissett	FS 29	M.Hooker
TE 43	R.Travis	SS 37	K.Willis
RB 21	N.Hines	CB 35	P.Desir

TITANS INDIVIDUAL STATISTICS

Rushing	Att	Yds	Avg	Lg	TD
D.Henry	26	149	5.7	34	1
R.Tannehill	4	5	1.3	8	0
Total	30	154	5.1	34	1

Passing	Att	Cmp	Yds	TD	Lg	IN	Rt
R.Tannehill	22	17	182	2	40	0	0131.3
Total	22	17	182	2	40	0	0131.3

Receiving	No	Yds	Avg	Lg	TD
A.Brown	3	45	15.0	16	0
A.Firkser	3	22	7.3	13	0
D.Henry	3	17	5.7	9	0
C.Hollister	2	13	6.5	11	0
J.Smith	2	0	0.0	2	0
K.Raymond	1	40	40.0	40	1
C.Davis	1	23	23.0	23	0
A.Humphries	1	13	13.0	13	1
D.Lewis	1	9	9.0	9	0
Total	17	182	10.7	40	2

Interceptions	No	Yds	Avg	Lg	TD
K.Byard	1	21	21.0	21	0
L.Ryan	1	16	16.0	16	0
Total	2	37	18.5	21	0

Leading Tacklers (Coaching Totals)

J. Brown 10-7-3; K. Orr 9-7-2; L. Ryan 9-6-3

Sacks: K. Correa 1; H. Landry 1; J. Casey 1
FF: T. Smith 1 FR: K. Correa 1

COLTS INDIVIDUAL STATISTICS

Rushing	Att	Yds	Avg	Lg	TD
J.Wilkins	11	47	4.3	15	0
N.Hines	4	22	5.5	14	1
J.Williams	8	14	1.8	10	0
J.Brissett	1	-1	-1.0	-1	0
Total	24	82	3.4	15	1

Passing	Att	Cmp	Yds	TD	Lg	IN	Rt
J.Brissett	40	25	319	1	26	2	74.9
Total	40	25	319	1	26	2	74.9

Receiving	No	Yds	Avg	Lg	TD
Z.Pascal	7	109	15.6	26	0
J.Doyle	6	73	12.2	21	1
M.Johnson	4	55	13.8	19	0
R.Travis	2	31	15.5	25	0
N.Hines	2	18	9.0	11	0
J.Wilkins	2	9	4.5	5	0
A.Dulin	1	13	13.0	13	0
J.Williams	1	11	11.0	11	0
Total	25	319	12.8	26	1

Interceptions	No	Yds	Avg	Lg	TD
None					

Leading Tacklers (Press Box Totals)

A. Walker 12-8-4; D. Leonard 11-5-6; D. Autry 6-5-1; P. Desir 6-5-1

Sacks: D. Leonard 2; B. Okereke 1; J. Sheard 1;
A. Walker 0.5; D. Autry 0.5; K. Moore II 0.5; G. Odum 0.5
FF: A. Walker 1; B. Okereke 1 FR: M. Hooker 1;
J. Houston 1

NOTES FROM LAST WEEK'S GAME

TEAM NOTES

- The victory gave the Titans a three-game winning streak and five victories in a six-game span.
- The Titans earned their second all-time win at Lucas Oil Stadium (2017).
- With 31 points at Indianapolis, the Titans scored 30 or more points for the third consecutive game, marking the first time for the team to do so since 2016. The Titans have totaled 108 points in their last three contests (35 vs. Kansas City, Nov. 10; 42 vs. Jacksonville, Nov. 24).
- The Titans won for the fourth time in 2019 when trailing or tied entering the fourth quarter. It is their highest number in a season since accomplishing the feat four times in 2009.
- The Titans blocked two field goals to become the first NFL team to block two field goals in a game since Nov. 3, 2013, when the San Diego Chargers accomplished the feat at Washington.
- Recorded a season-low three penalties and 33 penalty yards. It was the club's lowest penalty total since a two-penalty game against Washington on Dec. 22, 2018.
- Rushed for 154 yards to record the team's third consecutive game with 150-plus rushing yards.
- Created three turnovers, including two interceptions and one fumble recovery, to register the team's third game of the season with at least three takeaways. The team is plus-five in turnover margin on the season.
- The defense totaled three sacks, marking the unit's eighth game of 2019 with three or more sacks.

WR A.J. BROWN

- Led the team with 45 receiving yards on three receptions (tied for team lead).

S KEVIN BYARD

- Intercepted a Jacoby Brissett pass in Colts territory and returned the ball 21 yards in the third quarter. The play gave him four interceptions in 2019 (tied for the team high) and 16 career interceptions.
- Registered his third consecutive season with four or more interceptions.
- Leads the NFL with 16 interceptions since the beginning of the 2017 season.
- Tied for 18th place on the franchise's all-time career interceptions list.

DT JURRELL CASEY

- Recorded a seven-yard sack in the second quarter. The play gave him three sacks in 2019 and 49 sacks in his career.
- With his 49th career sack, he passed Robert Brazile (48 career sacks) for seventh place on the franchise's all-time sack chart.

OLB KAMALEI CORREA

- Sacked Jacoby Brissett for a one-yard loss in the fourth quarter. The sack came on third down and preceded the team's go-ahead touchdown on a blocked field goal return on the following play. Correa has two sacks in 2019 and 5.5 career sacks.
- Helped secure the victory by recovering a fumble by tight end Ross Travis at Tennessee's eight-yard line with 1:58 on the clock in the fourth quarter. He tallied his first career defensive fumble recovery.

DB DANE CRUIKSHANK

- Made a game-altering play in the fourth quarter by blocking Adam Vinatieri's 46-yard field goal attempt with less than six minutes remaining in the game and the score tied 17-17. After his block, Tye Smith recovered the ball and raced 63 yards for the go-ahead score.



- Recorded his second blocked kick of 2019 after blocking an extra point at Carolina on Nov. 3.

WR COREY DAVIS

- Posted a 23-yard reception to help set up a Titans touchdown in the first quarter.

RB DERRICK HENRY

- Totaled 149 yards and one touchdown on 26 rushing attempts (5.7 avg.). He added three receptions for 17 yards.
- Recorded 68 rushing attempts for 496 yards, a 7.3-yard average and five touchdowns over the past three games.
- Joined Jim Brown, Eric Dickerson, O.J. Simpson and Adrian Peterson as the only players in NFL history with at least 145 rushing yards and a touchdown in three consecutive games.
- Set career season highs with 232 rushing attempts and 1,140 rushing yards in 2019, and his 11 rushing touchdowns are one shy of his career high (12 in 2018).
- Rushed for a 13-yard touchdown on a fourth-and-one play in the third quarter. It was his 11th rushing touchdown of 2019 and the 33rd rushing touchdown of his career.
- Registered his fourth consecutive game with at least one rushing touchdown. It tied his career-best streak (2018), and he is now one game from tying the franchise record of five consecutive games with a touchdown run (Earl Campbell, 1979; DeMarco Murray, 2016).
- Reached the 1,000-yard season rushing mark on his first carry of the game. He became the first player for the team since Chris Johnson (2008–2013) with consecutive 1,000-yard rushing seasons and joined Eddie George (seven), Johnson (six) and Earl Campbell (five) as the only players in franchise history with multiple 1,000-yard rushing seasons.
- Registered a 34-yard run in the third quarter.
- Recorded his third consecutive 100-yard rushing game, his fourth 100-yard rushing game of 2019 and his ninth career 100-yard rushing game, including playoffs.
- Became the first Titans player with three consecutive 100-yard rushing games since Chris Johnson (12) from 2009-10.

NOTES FROM LAST WEEK'S GAME

- Registered the NFL's first individual 100-yard rushing game against the Colts since Denver's C.J. Anderson (158) on Dec. 14, 2017. The Colts defense went 29 consecutive games without allowing an individual 100-yard rusher until Henry rushed for 149 yards.
- Over his past 16 games, he has rushed for an NFL-high 1,725 yards and 18 touchdowns and added 221 receiving yards and two touchdowns. His scrimmage totals include 1,946 yards and 20 touchdowns.

WR CODY HOLLISTER

- Recorded his first career reception on an 11-yard pass from Ryan Tannehill in the second quarter. He totaled two receptions for 13 yards.

WR ADAM HUMPHRIES

- Recorded a 13-yard touchdown reception on a third-down play in the first quarter. It was his second touchdown reception of 2019 and his 11th career touchdown catch.

DL AUSTIN JOHNSON

- Blocked a 53-yard field goal attempt in the first quarter. It was his first career blocked kick and one of the team's two blocked field goals in the game.

P BRETT KERN

- Averaged 48.8 gross yards and 42.4 net yards on five punts. He placed four of his five punts inside the 20.
- Boomed a 65-yard punt in the second quarter and delivered a 62-yard punt in the third quarter to help pin the Colts on their own 12-yard line.
- Has an NFL-high 33 punts inside the 20 in 2019.

OLB HAROLD LANDRY III

- Dropped Jacoby Brissett for a two-yard loss in the third quarter to register his ninth sack of 2019. The play gave him 13.5 career sacks.
- Recorded his fifth consecutive game with at least one sack, tying for the seventh-longest streak of its kind in franchise history. The last Titans player with a five-game sack streak was outside linebacker Brian Orakpo in 2016.
- Pressured Jacoby Brissett on a third-quarter pass that was intercepted by safety Kevin Byard.

CB KAREEM ORR

- Appeared in his first career NFL game.

WR KALIF RAYMOND

- Recorded his first career start.
- Scored his first career touchdown on a 40-yard pass from Ryan Tannehill in the fourth quarter. It was his second catch of at least 40 yards in a three-game span.

CB LOGAN RYAN

- Tallied his fourth interception of the season (tied for the team high) by snaring Jacoby Brissett's pass that was intended for Zach Pascal in the fourth quarter. He returned the ball 16 yards. It was his 17th career interception.
- Registered the third season of his career with four or more interceptions and his first such campaign as a member of the Titans.

P RYAN SANTOSO

- Made his NFL debut less than a week after being signed to the roster.
- Booted five touchbacks on six total kickoff attempts.



CB TYE SMITH

- Scored the go-ahead touchdown on a 63-yard blocked field goal return in the fourth quarter, registering his first career touchdown. It was the franchise's fifth all-time touchdown return on a blocked field goal and the first since Donald Mitchell's 69-yard touchdown return at Detroit on Oct. 21, 2001.
- Helped seal the game with his first career forced fumble late in the fourth quarter. With the Colts driving late in the game, he knocked the ball out of the hands of tight end Ross Travis, and it was recovered by outside linebacker Kamalei Correa.

K RYAN SUCCOP

- Made his only field goal attempt (31 yards) and all four extra point attempts. It gave him 10 consecutive made PATs in a two-week span.

QB RYAN TANNEHILL

- The victory improved quarterback Ryan Tannehill's starting record with the Titans to 5-1.
- Completed 17 of 22 passes for 182 yards and two touchdowns for a passer rating of 131.2. His passer rating was the second-highest single-game rating of his career with a minimum of 20 attempts.
- Has passed for 1,458 yards, 12 touchdowns and three interceptions with a passer rating of 117.1 in six games since taking over the starting quarterback job in Week 7.
- Through the late afternoon games of Sunday, Dec. 1, his 2019 season passer rating of 113.9 ranked second in the NFL behind only Minnesota Vikings quarterback Kirk Cousins' 114.8 passer rating.
- His two touchdown passes included a 13-yard pass to wide receiver Adam Humphries in the first quarter and a 40-yarder to wide receiver Kalif Raymond in the fourth quarter. He improved his 2019 total to 12 touchdown passes and his career passing numbers to 135 touchdown passes.
- Logged his 21st career game in which he completed at least two touchdown passes without throwing an interception.

SELECT TITANS POSTGAME QUOTES

SUNDAY, DEC. 1, 2019

HEAD COACH MIKE VRABEL

(on how good the field goal block team is and the performance of that unit today)

They are taking a lot of pride in it and it's almost looking like a weapon for us. I mean, they were close, and we blocked two, forced another miss. They were excited. They practice it hard. They're coordinated and trying to get everybody home, and if everybody does their job, we got a chance to get one.

(on how defensive back Dane Cruikshank managed to get into position to block the field goal so quickly)

Wherever you were sitting you had a better angle than I did. I was right down the line. I just know that they were going with great effort, great get off, and again, every week we look for ways to go affect the kick, and those guys – it really comes down to effort and not taking a play off. That has certainly been something that's helped us.

(on the game being close for three quarters until the Titans broke it open in the fourth quarter with successful big plays)

When you looked at it coming in, I think that's what we told the team on Wednesday. They had scored. We had scored. They had scored 243, we had scored 245, whatever it was. We had given up 119, they had given up 225, so pretty similar matched teams. Knew it was going to be close. Expected a close game, and that's what it was until somebody was able to make a play. I thought defensively, being able to take care of those sudden change situations early really kept us in the game, and then offensively, we were close and we had some really positive plays. We've got to protect better. We've got to throw the football better, but that's not going to change any in the next two minutes or make me any less happy.

(on the 'next man up' mentality and seeing that executed today by players like CB Tye Smith and WR Kalif Raymond)

Everybody that we have here on our roster that Jon (Robinson) and I evaluate, and talk about bringing in here, they are expected to understand the game plan. Then we decide who is going to be the 46 guys we take out there, based on versatility and injuries and a lot of things. Kalif (Raymond) has just been one of those guys that has taken advantage of every opportunity he has gotten, and the same with Tye (Smith). Tye has been up a couple games, been off the roster, then back on, and we had been talking about hammering the football and getting it out, and it was a big play.

(on Indianapolis' challenge of the incomplete pass to WR A.J. Brown and the official's explanation that made it seem like he could have challenged the call and gotten a completed pass ruling)

It's always tricky. I think the ruling on the field is always critical, and remember it was ruled an incomplete pass, and so there are a lot of things that have to go right to get that made a completed pass and then a clear recovery in bounds. I thought about challenging it after they challenged it, and decided that it would have been too hard at that point in time to say that we could overturn the ruling on the play.

(on if the official's explanation 'perked his ear')

I think all along I figured it came down to clear recovery. I would just tell you that I don't think I would have gotten that challenge.

(on the resiliency of the offense after turning the ball over on the first play)

No one is harder on themselves than Derrick (Henry) is, and I appreciate that about him. But, it's my job as the coach to let him know the impact he can have on the game. That's one play of 60 or 65 plays and we can't let that define the game. We've had that situation for sure. We had a great run, great play. To their credit they made a play and were able to get the ball. We have to keep coming and keep understanding the impact that he can have throughout the rest of the game, and he certainly did.

(on what allows the defensive backs to be to impactive while blitzing)

Blitzing comes down to the guy. It's not the blitz, it's the who. We always have said if I have five guys who can impact a quarterback, and put some coverage behind it, then mix them in. Third down looked like us today a little bit, but I know we had the penalty and it could have always been better. That is something we needed to do, and stop the run. Give them a lot of credit, that's a very good football team that's disciplined, tough, physical football team. They hit us on some scheme passes that we are going to have to take a look at.

(on how he liked the playcall of quarterback Ryan Tannehill's touchdown pass to wide receiver Kalif Raymond)

I thought that was Arthur (Smith)'s best call of the year. I thought it was a good



call. Well executed, aggressive. We talked about going for it, go win the game, and he did. The protection was very good, and Ryan (Tannehill) gave Kalif (Raymond) a great opportunity and he went and made a play.

(on if that play was designed for Kalif Raymond)

Yeah, I mean, there are five eligible receivers, so Ryan (Tannehill) has to identify quickly who's open. We didn't get everyone out. We were trying to max protect and trying to get Kalif through on some speed.

(on having a lot of work remaining in this quarter of the season but if he's happy where the team is currently at)

There is a ton of work. All we do is work and I'm happy for the players. They prepared well, had a really good Friday practice. They persevered, and when we win I'm ecstatic for them, and that they can enjoy it and stay focused and come back here in a few days ready to go on a really critical road trip.

(on sticking with the run in the second half despite at one point being down by 10 points)

That's what you have to do. You practice plays all week and just because maybe a few don't go your way, I could still see us. We were still gaining some good yards, so I think you just have to go back to the game plan and find things you like. It sort of worked out for us.

(on if cornerback Adoree' Jackson tried to re-enter the game and wasn't able to do so because of injury)

I mean, he wasn't able to go back out there.

(on if the team feels more confident to him than it did earlier in the season)

I think you can have confidence. Again, we talked about this. You build confidence through repeated experiences of making plays on the field, of practicing and making it in practice, and carrying it over into the game. We've talked about the momentum, and momentum doesn't go from Sunday to Sunday. Momentum builds throughout the week, but confidence can hopefully carry over, and I think it has, and it's fun watching those guys play and get excited.

(on going for it on fourth-and-one and running back Derrick Henry producing a touchdown on the play)

Guys blocked well and executed well. I saw something I thought we could take advantage of right there.

(on scoring 30 or more points in three consecutive games)

We're just trying to score more points than they are. I'm not really looking at the stats, I really try to focus on us having more than they do. There are going to be games where you have to win 10-7, and there are going to be games that you get in shootouts. We are just trying to have more than they do at the end of the game.

(on how different the Titans looked in Week 13 at Indianapolis compared to

SELECT TITANS POSTGAME QUOTES

Week 2 against Indianapolis

We just try to improve, and you guys have heard me say this, that this league is about teams that continue to improve throughout the season, and that's hard because guys get banged up and you can't practice as much. Everyone is going through the same thing with practice reps and things you can do with them in December. You have an injury report, two or three staples with a couple of pages, and you have to find ways to improve fundamentals, techniques, understanding through walk-through, jog-through, but really focusing on the details of the play. You can improve one of two ways - by going out there and physically doing it, or by improving the details, and sometimes we are able to go out there and physically do it at a speed that will get us to improve, and then sometimes we have to rely on coaching and walk-through and meetings to get the details that we need to improve.

QUARTERBACK RYAN TANNEHILL

(on the touchdown pass to wide receiver Kalif Raymond and how that play felt)

It's huge. I loved the call as soon as it came in. We kind of talked about it on the sideline, Art (Arthur Smith) went with his gut, went with the call, and I loved it. Kalif (Raymond) did a great job of beating his man. We knew we were probably going to get man coverage there and he beat them. I was able to get him the football and made a big play for us.

(on the significance of today's win in the series and at this point in the season)

It's huge. We're coming down the stretch here - division game on the road. It was a huge game for us. We just have to keep things going, we're on the right path right now. Just keep our heads down, keep working and get ready for the next one.

(on closing the game out strong offensively)

Yes, of course. We didn't start the way we wanted to start. Really, the whole first half we kind of struggled, except that one drive where we were able to go down and get a touchdown. We turned the ball over a couple times, just weren't clean enough on third down, and we didn't stay on the field and didn't sustain drives. There's a lot of belief in that locker room, a lot of belief in each other and a lot of belief in the defense - and they kept us in it. They bailed us out a few times when we did turn the ball over in our own territory, bailed us out by blocking the field goal and held them to a missed field goal. So, they really kept us in it there and then we were able to get things going in the second half, then made a big play there in the end.

(on if Kalif Raymond was his first option on the touchdown pass and if he knew he was 'going for the dagger' on that play)

Yes, we were going for the dagger there. Great call by Art (Arthur Smith). Like I said, he went with his gut, kind of showed how big of stones he had there. Was able to make the play and then Kalif (Raymond) made a great catch on the other end.

(on if practice reps with Kalif Raymond earlier in the season paid off in a situation like the touchdown pass)

Yes, of course. I'm very comfortable with Kalif (Raymond). I threw a lot with him this spring and in training camp. He's a talented guy. He plays his heart out each and every day in practice, he's a guy that shows up and puts it all out there. I know guys love playing with him. I love playing with him and I have a lot of belief in him that he's going to make a play if he gets the opportunity.

(on sticking to the run despite being behind and if running back Derrick Henry has performed at a level they feel confident in working him into any situation)

We want to run the football, I think that's been clear the whole year, really. We want to run the football. I think we've gotten better as the year has gone on, Derrick (Henry) has hit his stride. Offensive line has done a great job of giving him creases and he's able to make the tough runs inside. If you give him the opportunity he can house it on you. So, it's definitely something we want to stick with and get Derrick going. We have a lot of our offensive plays around that. We'll lean on it throughout the year.

(on going for it on fourth-and-one and running back Derrick Henry producing a touchdown on the play)

It's huge. Great call by (Mike) Vrabel letting us go for it there. I loved it. We had them on the ropes - gaining yards, gaining yards in the run game. Came up one yard short on third down - it was a screen before, right? Great call by Art (Arthur Smith) to avoid pressure. Dion (Lewis) was able to get it to fourth-and-short and then (Mike) Vrabel let us go for it there. I had no doubt that he was going to be able to get the first down.

(on the vibe after Derrick Henry turned the ball over on the first play and having slower first half starts this season)

I think we were frustrated with ourselves. I feel like we kept shooting ourselves in the foot there. Obviously, the first play and then the fumble I had - just past that, we weren't sustaining drives and converting on third down. So, just a lot of frustration but like I said, a lot of belief. Defense kept us in it, kept it close, and we were able to stick with it and believe we were going to come out with a win.

(on Colts cornerback Kenny Moore II leaving the game due to injury and how that impacts what the offense looks to attack specifically on the deep touchdown pass to Kalif Raymond)

I don't know if that affected the play call or not. You'll have to ask Art (Arthur Smith) about that. We have a ton of respect for Kenny Moore. Knew coming in he's a guy who plays hard, plays tough inside and outside the base. So yes, when you lose a starting guy on the outside it makes a lot of plays harder for that defense. We have to be able to play off of that.

(on the complementary performances in all three phases in the second half)

It was huge. Like I said a couple times here, we weren't clean all day. There were certain times where we struggled to move the ball. We put a few drives together, sustained drives and we were able to get in the end zone. Defense kept us in it and we kept sticking with it. Then, we were able to make a huge play there. Art (Arthur Smith) went for it, went for the dagger there, and we were able to make the play.

(on where the Titans currently stand after earning a divisional road victory)

I think we're on the right path. We're winning some games, and got some big ones down the stretch here. Getting into December football, it comes down to this every year across the league, it's who can be the best at the end of the season. Who can be the best in December and on into January? Like I said, we're on the right path. We just have to keep our heads down, keep working and get ready for the next one.

(on what allows him to stay calm under pressure particularly in the stressful fourth quarter situations)

I've played a lot of football, it's not situations that I haven't been in before. I believe in the guys around me and I just have that faith that they're going to make a play. If they get the opportunity I'll put the ball in the right spot, and they're going to make the play. They've proved that time and time again.

(on if this offense is the most talented group of playmakers that he's had available to him in his career)

I don't know. I'm not going to get in to comparing to anything I've had in the past. Like I said, I believe in the guys around me and I love playing with them.

(on how much he and Kalif Raymond have repped the touchdown scoring play)

Not much, not much. (It was) a new play for us and like I said, a lot of belief in Kalif (Raymond). He's shown in practice time and time again that no matter what it is, he can make the play and he was able to do that.

(on if that play was specific for this opponent and this defense)

I don't know if it was a play specifically for this defense, but it's a play we like.

RUNNING BACK DERRICK HENRY

(on sticking with the run despite being down at one point by 10 points)

I think it speaks for itself, there's nothing I can say. It just speaks for itself, us as an offense, and as a team.

(on the offense sticking together despite issues like fumbles or sacks)

I definitely have to take care of the ball, man. That's a major issue to me. So, I need to make sure (inaudible) and I am focusing on it. It could've cost us, but just believing in each other. Coach (Vrabel) talked about us trusting and believing in one another, and going out there and playing for each other.

(on how he liked the way the Titans finished today)

I loved it, played with resiliency in all phases. Like I said, it's just believing in each other and knowing we're going to make that big play especially in this game. We knew it was going to be a physical matchup back and forth. Glad we were able to get the win.

(on if he felt that if he out-rushed the Colts today then the Titans would win the game)

I knew if we'd go out there and execute our game plan, and played complementary football in all three phases, it would give us a good chance.

SELECT TITANS POSTGAME QUOTES

(on how easy or difficult it is to shake off fumbling on his first carry)

Did you see the rest of the game? Don't let that say too much, just have to let that go. Definitely work on it week after week and have to get better at it. But the play goes on, game goes on, got to go out there and make another play.

(on sticking with the run despite being down at one point by 10 points)

I just said it speaks for itself, man. Self-explanatory. Keep being physical and keep trying to execute.

(on how exciting it was seeing wide receiver Kalif Raymond make a touchdown catch today)

That's exciting. I was happy for him. He's a fast guy, I think people underestimate his speed. Once I saw him get out and Ryan (Tannehill) threw it up, I knew he was going to come down with it and I knew it was a touchdown before he even caught it. Great play by him.

(on being more involved in the passing game today)

Just catching the ball and getting yards and making plays anyway I can.

(on the sideline's reaction when cornerback Tye Smith blocked the Colts kick and ran the ball back for a touchdown)

Everyone was happy, everyone was going crazy. That was a big chance for us to get the block and we went up. I knew from that time the ball was snapped that they were hunting for it, and ended up getting it. It was a great play and we definitely needed it – keep things going with that field goal block.

(on how much the team's confidence has increased since the start of the season)

We just take it one game at a time and focus on what's in front of us. Don't get too high, don't get too low, and definitely don't get complacent. Just keep believing in each other like I said before, but definitely carry it on to next week. But, just one game at a time and we aren't getting too involved in everything else.

SAFETY KEVIN BYARD

(on the first half score being even but the Titans racking up big plays in the second half)

For sure. We knew what kind of game it was going to be – a tight game, a tough game. It was going to be a couple big plays that were going to be the deciding factor. We are glad that we were able to come out in the second half and turn the game around, and were able to make those big plays to decide the game.

(on the difference from the first half to second half in terms of forcing Colts quarterback Jacoby Brissett to turn the ball over)

I think it was really just locking in on our techniques and the details of the little play. On the one I caught the interception, it was really just play action pass,

and we got our depth keeping everything in front of us, and he floated one and we were able to make a play. Like I said, it was kind of like the turning point in the game, kind of like the interception I made against Dallas to turn the game around.

(on how satisfying it was to get a pick late in the game and have the offense follow it up with a 40-yard touchdown)

Man, it was a dime. He threw a dime out there. Like I said, the guys that are taking advantage of the opportunity – Kalif Raymond, Tye Smith, all these guys are making a lot of plays for us. That's the kind of game it is. It's the NFL, it is a long season, and when a guy goes down or we have an injury at one position, guys have got to come in and make plays. I think we did that today.

TACKLE TAYLOR LEWAN

(on if he's ever bought into the idea that there is a 'curse' of weird plays in losses at Lucas Oil Stadium)

No, I haven't been here long enough to say it's a curse. I've played in this building six times. It's a great building. They have great fans. It's eerily quiet when the Colts offense is on the field and loud when their defense is on the field. They are very well-trained fans and they do a great job. I don't care about curses. It was a good win and we need to be consistent and keep stacking.

(on sticking with the run despite being down at one point by 10 points)

Derrick Henry does a great job. If there is a little hole he makes it bigger. I think the offensive line played well today, and played consistent in the run game. We probably need to do a better job in the pass protection. I don't know what the stats were, but I know coming off the field a couple times, (Ryan) Tannehill said a couple things about coverage sacks. Regardless of what it is we have to do a better job protecting. We have a lot to improve on, but happy to get this win today.

(on what he thought of the third touchdown play)

I was on my stomach getting my quad stretched because I was cramping so bad. I was just closing my eyes and waiting to hear a loud cheer or for it to go really quiet. It got quiet, so I never saw it.

WIDE RECEIVER KALIF RAYMOND

(on if he knew that 40-yard touchdown pass was coming his way)

Yeah, I had a feeling. That's the cool thing about our offensive coordinator, he game-planned such a great game for us.

(on Head Coach Mike Vrabel calling his 40-yard touchdown reception Offensive Coordinator Arthur Smith's best play call of the season and if he agrees)

I'm just trying to go out there and do what I am supposed to do. What I will say is I'm just so happy to have him as an OC. More important than anything, in order for a play like that to work you've got to have people blocking for me. If you saw the ball that (Ryan Tannehill) put – that was on the money. It's a product of everyone working together.

(on if he knew that play would be his opportunity when it was called)

I knew there was an opportunity to make a play, that's what I wanted to make sure I did. We talk about it all week. When the time comes, be ready and be prepared, so I was prepared as possible to go out there and make a play.

CORNERBACK TYE SMITH

(on if his blocked field goal returned for a touchdown was the highlight of his career so far)

Yeah it was. As far as the blocked kick, we had it in the plan that we could get it and we got to it. I was at ball level to catch it and run with it.

(on the strategy behind the blocked field goal)

The strategy was (Dane Cruikshank) was supposed to get through and block it, and I was supposed to be at ball level to hope that he blocked it and caught it. It just went perfect.

(on how big of a win today's victory is)

It's a huge win for us. We just knew it was going to be a fist fight, that we had to come in here and it would be a four quarter brawl. We just hung in there for four quarters and it went our way.



EXECUTIVE VICE PRESIDENT/GENERAL MANAGER JON ROBINSON

[Video: Jon Robinson Recaps 2019 Draft Class](#)

[Video: Jon Robinson Reviews 2018, Looks to 2019](#)

[Video: Jaimie Robinson's Work with Diabetes Non-profit JDRE](#)

[JDRE Event a Success, with Help of Titans GM Jon Robinson](#)



Jon Robinson was hired as Titans general manager on Jan. 14, 2016 after spending two years as director of player personnel for the Tampa Bay Buccaneers. Nearly one year later, on Jan. 5, 2017, he was promoted to executive vice president/general manager.

In his first three years on the job, the Titans finished with three consecutive 9-7 seasons. It marked the first time the organization produced at least three consecutive winning seasons since a seven-year run of winning records from 1987–1993. The Titans were one of six NFL teams to accomplish the feat from 2016–2018, joining New England, Seattle, Kansas City, Pittsburgh and Dallas. Robinson became only the second general manager in franchise history whose first three teams finished above the .500 mark, joining **Mike Holovak** (1989-91).

Robinson's work helped the team go from three wins in the season prior to his arrival (2015) to a Divisional Round playoff finish following the 2017 campaign. He became the fifth general manager in franchise history to have the team in the playoffs within his first two full seasons.

Robinson turned over more than 80 percent of the Titans roster in his first three years on the job. At the end of the 2018 campaign, 43 players on the club's 53-man roster (81.1 percent) were added after Robinson arrived in Tennessee—27 free agents, two players acquired via trade, one waiver pickup and 13 draft picks. An additional nine players he acquired (six free agents, two draft picks and one waiver claim) ended 2018 on injured reserve.

Near the beginning of the 2019 free agent signing period, Robinson worked quickly to add several veterans from other teams who figure to have key roles in 2019: Buccaneers wide receiver **Adam Humphries**, Rams guard **Rodger Saffold**, Dolphins defensive end/outside linebacker **Cameron Wake** and Dolphins quarterback **Ryan Tannehill** via trade. Robinson also worked to re-sign starting safety **Kenny Vaccaro** and punter **Brett Kern**.

Then, in the 2019 NFL Draft, Robinson directed the selection of six total players, including Mississippi State defensive lineman **Jeffery Simmons** in the first round (19th overall) and Ole Miss wide receiver **A.J. Brown** in the second round (51st overall).

2018: The Titans' 2018 free agent class included a pair of former New England Patriots: Pro Bowl cornerback **Malcolm Butler** and running back **Dion Lewis**. In his first season in Tennessee, Butler played in all 16 games (11 starts) and finished second on the squad with three interceptions. Lewis rushed for 517 yards and added career highs with 59 receptions and 400 receiving yards. In early August, the Titans signed Vaccaro, who went on to start 13 games.

Robinson's 2018 draft class was comprised of four players after he used multiple trades to go up and get his targets. It included first-round linebacker **Rashan Evans** from Alabama (22nd overall pick) and second-round outside linebacker **Harold Landry III** from Boston College (41st overall). Evans was slowed initially by an injury that caused him to miss the entire preseason, but he returned to play in 15 games with seven starts. Landry also appeared in 15 games (three starts), and his 4.5 sacks tied for third place on the Titans.

Robinson selected 23 total players in his first three drafts as general manager, and 15 of those picks remained with the club at the end of the 2018 season. During the same three years, he engineered 14 trades and made eight waiver claims (through December 2018).

2017: During the 2017 offseason, Robinson used free agency to address needs on defense and special teams. Most notably, he spearheaded deals for cornerback **Logan Ryan** (New England), safety **Johnathan Cyprien** (Jacksonville) and special teams contributor and 2017 Pro Bowler **Brynden Trawick** (Oakland).

In the 2017 NFL Draft, Robinson spent first-round picks on wide receiver **Corey Davis** (fifth overall) and cornerback **Adoree' Jackson** (18th overall). It marked the first time the franchise had a pair of first-round draft selections since 1987. Davis led the Titans in receiving in 2018 (65 recep-

TITANS FOOTBALL ADMINISTRATION/
PLAYER PERSONNEL STAFF

Jon Robinson	Executive Vice President/General Manager
Vin Marino	Vice President of Football Administration
Ryan Cowden	Vice President of Player Personnel
Brian Gardner	Director of Pro Scouting
Jon Salge	Director of College Scouting
Kevin Turks	Assistant Director of Pro Scouting
Mike Boni	National Scout
Dale Thompson	National Scout
Brandon Taylor	Pro Scout
Casey Callahan	College Scout
Patrick Callaway	College Scout
T.J. Earley	College Scout
Tom Roth	College Scout
Wes Slay	College Scout
Rob Riederer	Scouting Coordinator
Patrick Woo	Scouting Coordinator
Matt Miller	Scouting Assistant
Blaise Taylor	Scouting Assistant
Carly Mygrants	Exec. Asst. to EVP & General Manager/Football Administration Coordinator



tions for 891 yards). Jackson played in all 32 games in his first two seasons, totaling a team-high 34 passes defended. He also led the team in punt returns in each of his first two campaigns. The Titans' 2017 draft haul also featured tight end **Jonnu Smith** in the third round and linebacker **Jayon Brown** in the fifth round.

2016: In his first year as an NFL general manager, Robinson's leadership and decision-making helped the Titans triple their win total from the previous season, finishing 9-7 in 2016 after a 3-13 finish in 2015. The six-win improvement tied for the most in franchise history (1967 and 1974) and doubled the previous club benchmark for the most wins in the first year under a new general manager (three by **Bum Phillips** in 1975).

Within the first four months at his post, Robinson pulled the trigger on several key personnel decisions. On March 9, 2016, he made his first major acquisition, swapping fourth-round draft picks with the Philadelphia Eagles in exchange for running back **DeMarco Murray**. The trade provided major dividends in 2016, as Murray led the AFC and ranked third in the NFL with 1,287 rushing yards.

Around the same time, Robinson began to work the free agent market. Center **Ben Jones** and wide receiver **Rishard Matthews** highlighted the haul, and both were instrumental in helping to transform the Titans offense into the 11th-ranked unit in the NFL. Jones started all 16 games and keyed a rushing attack that ranked third in the league, while Matthews set career highs with 65 receptions (tied for the team lead), a team-high 945 receiving yards and a team-high nine touchdown receptions.

On April 14, 2016, two weeks before the NFL Draft, Robinson and the Titans dealt the first overall pick to the Los Angeles Rams in one of the biggest trades in recent NFL history. The Titans gave up the No. 1 pick and a fourth-rounder in order to receive the 15th overall pick, two second-rounders and a third-rounder in 2016, plus the Rams' first- and third-round picks in 2017. From 1990–2015, there were seven trades involving the No. 1 overall pick, but this was the first since 2004, when the San Diego Chargers selected **Eli Manning** with the first pick and dealt his rights to the New York Giants.

The Titans had their hands at one point or another on 17 selections in the 2016 draft due to five different trades (including one trade in 2015), and in the end, they ended up with a class of 10 players, including four of the top 45 picks. Robinson swung a draft-day trade with the Cleveland Browns to move back up to the eighth slot to choose Michigan State tackle **Jack Conklin**.

All 10 members of Robinson's first draft class played in at least one game in 2016. They accumulated a total of 110 games played and 38 starts, including 16 starts at right tackle by Conklin. The eighth-overall pick capped

his successful rookie campaign by being named first-team All-Pro by Associated Press. Other rookies in 2016 who made significant contributions included second-round running back **Derrick Henry**, third-round safety **Kevin Byard** and fifth-round wide receiver **Tajae Sharpe**. Henry led the team in rushing in both 2017 and 2018, while Byard earned first-team All-Pro honors and a Pro Bowl berth in his second season. From 2017 through 2018, Byard's 12 interceptions led the NFL.

PRIOR HISTORY: Robinson arrived in Tennessee with a wide range of experience from working his way up on the personnel side of the NFL. From 2014–2015, he served as director of player personnel for the Buccaneers and oversaw both college and pro departments as the team rebuilt its roster. The 2015 Buccaneers draft class made a significant impact, including four rookie starters: quarterback **Jameis Winston**, tackle **Donovan Smith**, guard **Ali Marpet** and linebacker **Kwon Alexander**.

Prior to joining Tampa Bay, Robinson spent 12 years with the New England Patriots, including his last five years (2009-13) as the director of college scouting. In the five years heading up their college scouting, the Patriots added a number of key components to their roster that won the Super Bowl in 2014, including wide receiver **Julian Edelman**, defensive back **Devin McCourty**, tight end **Rob Gronkowski**, tackle **Nate Solder** and defensive end **Chandler Jones**. He joined the Patriots as an area scout in 2002, a role he served for four seasons. Robinson then spent two years (2006-07) as a regional scout, before being promoted to assistant director of college scouting in 2008 and then director of college scouting in 2009. In his time scouting for the Patriots the team won 10 division titles, four conference titles and two Super Bowls (2003, 2004).

Robinson played three years at Southeast Missouri State as a defensive lineman after starting his college career at the Air Force Academy. Following his college career as a player, he spent one season (1998) coaching at his alma mater and three years (1999-2001) coaching at Nicholls State.

A native of Union City, Tenn., Robinson and his wife, Jaimie, have two daughters, Taylor and Bailey.

JON ROBINSON'S BACKGROUND:

2017-19: Tennessee Titans - Executive Vice President/General Manager

2016: Tennessee Titans - General Manager

2014-15: Tampa Bay Buccaneers - Director of Player Personnel

2009-13: New England Patriots - Director of College Scouting

2008: New England Patriots - Assistant Director of College Scouting

2006-07: New England Patriots - Regional Scout

2002-05: New England Patriots - Area Scout

1999-01: Nicholls State - Assistant Coach

1998: Southeast Missouri State - Assistant Coach

THREE WINNING SEASONS

Jon Robinson constructed a roster that produced three consecutive winning seasons in Robinson's first three years on the job. The club went 9-7 in 2016, 2017 and 2018, with a postseason berth following the 2017 campaign.

Robinson became only the second general manager in franchise history whose first three teams finished above the .500 mark, joining **Mike Holovak** (1989-91).

Additionally, Robinson's .563 winning percentage qualified as the third best among the franchise's general managers in their first three seasons (minimum three seasons).

Highest winning percentage in a general manager's first three seasons, franchise history:

New GM	1st 3 Seasons (or fewer)	Seasons Over .500	3-Year Total			
			W	L	T	Pct
Don Suman	1961-62 (2)	2	21	6	1	.768
Mike Reinfeldt	2007-09	2	31	17	0	.646
Mike Holovak	1989-91	3	29	19	0	.604
Jon Robinson	2016-18	3	27	21	0	.563
Bum Phillips	1975-77	2	23	19	0	.548
Don Klosterman	1966-68	1	19	22	1	.464
Frank "Pop" Ivy	1963 (1)	0	6	8	0	.429
Floyd Reese	1994-96	0	17	31	0	.354
Ruston Webster	2012-14	0	15	33	0	.313
Sid Gillman	1973-74 (2)	0	8	20	0	.286
Carroll Martin	1964-65 (2)	0	8	20	0	.286
Ladd Herzeg	1981-83	0	10	31	0	.244
John Breen	1971-72 (2)	0	5	22	1	.196

ROBINSON TO THE PLAYOFFS IN YEAR 2

In January 2016, Titans controlling owner **Amy Adams Strunk** hired general manager **Jon Robinson**, who helped turn the Titans into a playoff team by his second season.

Robinson became the fifth general manager in franchise history to have the team in the playoffs within his first two full seasons.

Titans/Oilers general managers in the playoffs within their first two full seasons:

Head Coach	First Full Season as General Manager	Postseason Berths in First Two Seasons
	2016	2017 (Year 2)
Jon Robinson	2016	2007, 2008 (Years 1 & 2)
Mike Reinfeldt	2007	1989, 1990 (Years 1 & 2)
Mike Holovak	1989	1967 (Year 2)
Don Klosterman	1966	1961, 1962 (Years 1 & 2)
Don Suman	1961	

FIRST-YEAR GENERAL MANAGERS

Jon Robinson was the 13th general manager hired in franchise history. In his first season, he helped lead the Titans to a 9-7 record after inheriting a 3-13 squad from 2015. No new general manager for the club had ever before seen a win increase of more than three games in his first season.

Robinson's nine wins were one shy of the previous record for a first-year general manager, a mark shared by **Mike Reinfeldt** (10-6 in 2007) and **Don Suman** (10-3-1 in 1961).

History of Titans/Oilers new general managers and improvement in first season:

New GM	1st Season	W-L in 1st Season	Team W-L Prev. Season	Win Improvement
	2016	9-7	3-13	6
Ruston Webster	2012	6-10	9-7	-3
Mike Reinfeldt	2007	10-6	8-8	2
Floyd Reese	1994	2-14	12-4	-10
Mike Holovak	1989	9-7	10-6	-1
Ladd Herzeg	1981	7-9	11-5	-4
Bum Phillips	1975	10-4	7-7	3
Sid Gillman	1973	1-13	1-13	0
John Breen	1971	4-9-1	3-10-1	1
Don Klosterman	1966	3-11	4-10	-1
Carroll Martin	1964	4-10	6-8	-2
Frank "Pop" Ivy	1963	6-8	11-3	-5
Don Suman	1961	10-3-1	10-4	0

Among the four new NFL general managers hired in 2016, Robinson led the group by leading the Titans to six more wins than the previous season.

New NFL general managers in 2016:

New GM	Team	2016 W-L	Team's 2015 W-L	Win Improvement
		9-7	3-13	6
Jon Robinson	Tennessee Titans	9-7	3-13	6
Chris Grier	Miami Dolphins	10-6	6-10	4
Bob Quinn	Detroit Lions	9-7	7-9	2
Paul DePodesta*	Cleveland Browns	1-15	3-13	-2

* Chief Strategy Officer



FREE AGENCY UNDER ROBINSON

2019

Free Agents Signed	Former Team
WR Adam Humphries	Tampa Bay
G Rodger Saffold	L.A. Rams
DL Brent Urban	Baltimore
OLB Cameron Wake	Miami

Free Agents Lost	New Team
TE Luke Stocker	Atlanta
G Quinton Spain	Buffalo

2018

Free Agents Signed	Former Team
CB Malcolm Butler	New England
WR Michael Campanaro	Baltimore
LB Will Compton	Washington
QB Blaine Gabbert	Arizona
RB Dion Lewis	New England
S Kendrick Lewis	Baltimore
DL Bennie Logan	Kansas City
G Kevin Pamphile	Tampa Bay
OL Xavier Su'a-Filo	Houston
S Kenny Vaccaro	New Orleans
WR Nick Williams	Atlanta

Free Agents Lost	New Team
DB Curtis Riley	N.Y. Giants
QB Brandon Weeden	Houston
LB Avery Williamson	N.Y. Jets
G/C Brian Schwenke	New England
WR Eric Decker	New England

2017

Free Agents Signed	Former Team
LB Daren Bates	Oakland
S Johnathan Cyprien	Jacksonville
WR Eric Decker	N.Y. Jets
CB Demontre Hurst	Chicago
OL Tim Lelito	New Orleans
CB Logan Ryan	New England
S Brynden Trawick	Oakland
OLB Erik Walden	Indianapolis
KR/WR Eric Weems	Atlanta
NT Sylvester Williams	Denver

Free Agents Lost	New Team
T/G Byron Bell	Dallas
CB Valentino Blake	N.Y. Giants
TE Anthony Fasano	Miami
C/G Brian Schwenke	Indianapolis (later re-signed in Tennessee)
LB Sean Spence	Indianapolis
G Chance Warmack	Philadelphia
WR Kendall Wright	Chicago

2016

Free Agents Signed	Former Team
CB Brice McCain	Miami
C Ben Jones	Houston
QB Matt Cassel	Dallas
WR Rishard Matthews	Miami
LB Sean Spence	Pittsburgh
CB Valentino Blake	Pittsburgh
S Rashad Johnson	Arizona

Free Agents Lost	New Team
LB Zach Brown	Buffalo
LB Steven Johnson	Pittsburgh
OL Joe Looney	Dallas
CB Coty Sensabaugh	Los Angeles

JON ROBINSON'S DRAFT CLASSES

Bold = currently on the Titans roster, practice squad or reserve lists

2019

Rd.	Pick	Player	Pos.	College
1	19	Jeffery Simmons	DL	Mississippi State
2	51	A.J. Brown	WR	Mississippi
3	82	Nate Davis	OL	Charlotte
4a	116	Amani Hooker	DB	Iowa
5b	168	D'Andre Walker	OLB	Georgia
6a	188	David Long	LB	West Virginia

2018

Rd.	Pick	Player	Pos.	College
1	22	Rashaan Evans	LB	Alabama
2	41	Harold Landry III	OLB	Boston College
5	152	Dane Cruikshank	DB	Arizona
6	199	Luke Falk	QB	Washington State

2017

Rd.	Pick	Player	Pos.	College
1	5	Corey Davis	WR	Western Michigan
1	18	Adoree' Jackson	CB	Southern California
3	72	Taywan Taylor	WR	Western Kentucky
3	100	Jonnu Smith	TE	Florida International
5	155	Jayon Brown	LB	UCLA
6	217	Corey Levin	OL	Chattanooga
7	227	Josh Carraway	OLB	Texas Christian
7	236	Brad Seaton	T	Villanova
7	241	Khalfani Muhammad	RB	California

2016

Rd.	Pick	Player	Pos.	College
1	8	Jack Conklin	T	Michigan State
2	33	Kevin Dodd	OLB	Clemson
2	43	Austin Johnson	DL	Penn State
2	45	Derrick Henry	RB	Alabama
3	64	Kevin Byard	S	Middle Tennessee St.
5	140	Tajae Sharpe	WR	Massachusetts
5	157	LeShaun Sims	CB	Southern Utah
6	193	Sebastian Tretola	G	Arkansas
7	222	Aaron Wallace	OLB	UCLA
7	253	Kalan Reed	CB	Southern Mississippi



The 2019 Titans draft class (L to R): (front row) A.J. Brown, David Long Jr., Amani Hooker; (back row) D'Andre Walker, Nate Davis, Jeffery Simmons

2019 TITANS DRAFT REVIEW

DL JEFFERY SIMMONS | 6-4, 305, Mississippi State
1st round, 19th overall

College: During a three-year career as a defensive tackle at Mississippi State (2016-18), Simmons appeared in 38 contests with 28 starts. He finished his career ranked sixth in school history with 32.5 tackles for loss. He also tied for sixth in MSU annals with five forced fumbles and tied for fourth with three blocked kicks. His totals also included 163 tackles, seven sacks, seven passes defended and two defensive touchdowns. He was one of two players in the nation to be named a Bednarik Award Semifinalist in both 2017 and 2018.



DB AMANI HOOKER | 5-11, 210, Iowa
4th round, 116th overall

College: During a three-year career at Iowa (2016-18), Hooker played in 36 games with 19 starts and totaled 125 tackles, six interceptions, a sack, 3.5 tackles for loss and nine passes defended. As a junior, he was named the Big Ten's Tatum-Woodson Defensive Back of the Year, selected second-team All-America by The Associated Press and USA Today and earned All-Big Ten recognition by league coaches and media. In 2018, he started all 13 games and shared the team lead with four interceptions and seven pass break-ups.

OLB D'ANDRE WALKER | 6-2, 251, Georgia
5th round, 168th overall

College: During a four-year career at Georgia (2015-18), Walker appeared in 54 games (13 starts) and totaled 113 tackles, 13.5 sacks, 27.5 tackles for loss, four passes defended, five forced fumbles, one fumble recoveries and two blocked punts. As a senior, he started all 13 games in which he played and established career highs with 45 tackles, a team-best 7.5 sacks, a team-high 14 quarterback pressures, three passes defended, four forced fumbles and one fumble recovery. He also led the Bulldogs with 11 tackles for loss.

LB DAVID LONG JR. | 5-11, 227, West Virginia
6th round, 188th overall

College: During a three-year career at West Virginia (2016-18), Long played in 34 games with 31 starts and totaled 252 tackles, 14 sacks and 40 career tackles for loss, which tied for third place on West Virginia's all-time list. In 2018, he started all 12 games at Will linebacker and was named Big 12 Defensive Player of the Year by the coaches and Associated Press. He garnered second-team All-America honors and first-team All-Big 12 accolades from the Associated Press. He led the team with 111 tackles, eight sacks and 19 tackles for loss, the latter of which tied for the single-season program record.

WR A.J. BROWN | 6-1, 226, Mississippi
2nd round, 51st overall

College: In three seasons at Ole Miss (2016-18), Brown appeared in 36 games and made 25 starts. Brown set the standard in the Ole Miss record book, becoming the program's all-time leading receiver with 2,984 yards. He ranked third in school history with 189 receptions and fifth all-time with 19 touchdowns. Brown averaged 15.8 yards per catch, and he tallied the most 100-yard receiving games in Ole Miss history with 12. He became the third player in school history to top 1,000 yards in a single season, and the only receiver in Ole Miss history to tally 60 or more receptions in back-to-back seasons.

OL NATE DAVIS | 6-3, 316, Charlotte
3rd round, 82nd overall

College: In four seasons at Charlotte (2015-18), Davis appeared in 41 career games with 37 starts. A four-year starter on the offensive line, Davis started at guard from 2015-17 before switching to right tackle for his senior season in 2018. As a senior, Davis earned First Team All-Conference USA recognition by Phil Steele and Second Team All-Conference USA recognition by the league's coaches.

TRADES BY JON ROBINSON

2019 TRADES

Trade Date/Teams	Compensation	Overall	Player Selected	Note
1. March 15, 2019				
Tennessee Receives:	Player: QB Ryan Tannehill			
	Draft Choice: Round 6, 2019	#188	LB David Long	
Miami Receives:	Draft Choice: Round 7, 2019	#233	RB Chandler Cox	
	Draft Choice: Round 4, 2020			
2. April 27, 2019 (Draft Day Trade)				
Tennessee Receives:	Draft Choice: Round 4, 2019	#116	DB Amani Hooker	Pick originally from Miami through New Orleans
	Draft Choice: Round 5, 2019	#168	OLB D'Andre Walker	Pick originally from New Orleans
N.Y. Jets Receive:	Draft Choice: Round 4, 2019	#121	TE Trevon Wesco	
	Draft Choice: Round 5, 2019	#157	LB Blake Cashman	
3. August 29, 2019				
Tennessee Receives:	Player: OLB Reggie Gilbert			
Green Bay Receives:	Draft Choice: Round 7, 2020			Conditional draft choice
4. August 31, 2019				
Tennessee Receives:	Draft Choice: Round 7, 2020			
Cleveland Receives:	Player: WR Taywan Taylor			

2018 TRADES

Trade Date/Teams	Compensation	Overall	Player Selected	Note
1. April 26, 2018 (Draft Day Trade)				
Tennessee Receives:	Draft Choice: Round 1, 2018	#22	LB Rashaan Evans	Pick originally from Kansas City through Buffalo
	Draft Choice: Round 6, 2018	#215	C Bradley Bozeman	Pick traded back to Baltimore
Baltimore Receives:	Draft Choice: Round 1, 2018	#25	TE Hayden Hurst	
	Draft Choice: Round 4, 2018	#125	DB Avonte Maddox	Pick traded to Philadelphia
2. April 27, 2018 (Draft Day Trade)				
Tennessee Receives:	Draft Choice: Round 2, 2018	#41	OLB Harold Landry III	
Oakland Receives:	Draft Choice: Round 2, 2018	#57	DT P.J. Hall	
	Draft Choice: Round 3, 2018	#89	T Joseph Noteboom	Pick traded to L.A. Rams

TRADES BY JON ROBINSON

3. April 28, 2018 (Draft Day Trade)

Tennessee Receives:	Draft Choice:	Round 5, 2018	#152	DB Dane Cruikshank	
Baltimore Receives:	Draft Choice:	Round 5, 2018	#162	WR Jordan Lasley	
	Draft Choice:	Round 6, 2018	#215	C Bradley Bozeman	Pick originally from Baltimore

4. August 28, 2018

Tennessee Receives:	Player:			LB Kamalei Correa	
Baltimore Receives:	Draft Choice:	Round 6, 2019		DB Marcus Epps	Pick traded to Minnesota

2017 TRADES

Trade Date/Teams	Compensation		Overall	Player Selected	Note
1. April 28, 2017 (Draft Day Trade)					
Tennessee Receives:	Draft Choice:	Round 3, 2017	#72	WR Taywan Taylor	Pick originally from Carolina
	Draft Choice:	Round 6, 2017	#200	T Adam Bisnowaty	Pick traded to N.Y. Giants; originally from Indianapolis
New England Receives:	Draft Choice:	Round 3, 2017	#83	DE Derek Rivers	
	Draft Choice:	Round 4, 2017	#124	LB Jalen Reeves-Maybin	Pick traded to Detroit
2. April 29, 2017 (Draft Day Trade)					
Tennessee Receives:	Draft Choice:	Round 5, 2017	#155	LB Jayon Brown	
Philadelphia Receives:	Draft Choice:	Round 5, 2017	#164	G Isaac Asiata	Pick traded to Miami
	Draft Choice:	Round 6, 2017	#214	DT Elijah Qualls	Pick originally from Atlanta
3. April 29, 2017 (Draft Day Trade)					
Tennessee Receives:	Draft Choice:	Round 6, 2017	#207	DB Brandon Wilson	Pick traded to Cincinnati
	Draft Choice:	Round 7, 2017	#241	RB Khalfani Muhammad	
N.Y. Giants Receive:	Draft Choice:	Round 6, 2017	#200	T Adam Bisnowaty	Pick originally from Indianapolis through New England
4. April 29, 2017 (Draft Day Trade)					
Tennessee Receives:	Draft Choice:	Round 6, 2017	#217	OL Corey Levin	Compensatory pick
	Draft Choice:	Round 7, 2017	#227	OLB Josh Carraway	
Cincinnati Receives:	Draft Choice:	Round 6, 2017	#207	DB Brandon Wilson	Pick originally from N.Y. Giants
5. Sept. 1, 2017					
Tennessee Receives:	Player:	DE David King			
Kansas City Receives:	Draft Choice:	Round 7, 2018	#243	DB Keion Crossen	Conditional draft choice; traded to New England

2016 TRADES

Trade Date/Teams	Compensation	Overall	Player Selected	Note
1. March 9, 2016				
Tennessee Receives:	Player: RB DeMarco Murray			
	Draft Choice: Round 4, 2016	#113	LB Nick Kwiatkoski	Pick traded from Tennessee to Los Angeles to Chicago
Philadelphia Receives:	Draft Choice: Round 4, 2016	#100	QB Connor Cook	Pick traded from Philadelphia to Cleveland to Oakland
2. April 14, 2016				
Tennessee Receives:	Draft Choice: Round 1, 2016	#15	WR Corey Coleman	Pick traded from Tennessee to Cleveland
	Draft Choice: Round 2, 2016	#43	DL Austin Johnson	Pick originally from Philadelphia
	Draft Choice: Round 2, 2016	#45	RB Derrick Henry	
	Draft Choice: Round 3, 2016	#76	T Shon Coleman	Pick traded from Tennessee to Cleveland
	Draft Choice: Round 1, 2017	#5	WR Corey Davis	
	Draft Choice: Round 3, 2017	#100	TE Jonnu Smith	Compensatory pick
Los Angeles Receives:	Draft Choice: Round 1, 2016	#1	QB Jared Goff	
	Draft Choice: Round 4, 2016	#113	LB Nick Kwiatkoski	Pick originally from Philadelphia; traded from Los Angeles to Chicago
	Draft Choice: Round 6, 2016	#177	TE Temarrick Hemingway	
3. April 28, 2016 (Draft Day Trade)				
Tennessee Receives:	Draft Choice: Round 1, 2016	#8	T Jack Conklin	Pick originally from Miami through Philadelphia
	Draft Choice: Round 6, 2016	#176	RB Andy Janovich	Pick traded from Tennessee to Denver
Cleveland Receives:	Draft Choice: Round 1, 2016	#15	WR Corey Coleman	Pick originally from Los Angeles
	Draft Choice: Round 3, 2016	#76	T Shon Coleman	Pick originally from Los Angeles
	Draft Choice: Round 2, 2017	#52	QB DeShone Kizer	
4. April 30, 2016 (Draft Day Trade)				
Tennessee Receives:	Draft Choice: Round 5, 2016	#157	CB LeShaun Sims	Pick originally from N.Y. Jets
	Draft Choice: Round 7, 2016	#253	CB Kalan Reed	
Denver Receives:	Draft Choice: Round 6, 2016	#176	RB Andy Janovich	Pick originally from Cleveland
	Draft Choice: Round 6, 2017	#203	RB De'Angelo Henderson	
5. Aug. 16, 2016				
Tennessee Receives:	Player: G/T Dennis Kelly			
Philadelphia Receives:	Player: WR Dorial Green-Beckham			

TITANS ROSTER BREAKDOWN

On the Titans' 53-man roster (as of Dec. 2), there are 23 offensive players, 26 defensive players and four specialists. Sixteen of the 53 players were added to the roster since the end of the 2018 campaign.

The following is a closer breakdown of the 53-man roster (as of Dec. 2, 2019):

By Draft Round:

First Round	9
Second Round	6
Third Round	7
Fourth Round	4
Fifth Round	9
Sixth Round	2
Seventh Round	1
Undrafted	15

Years in NFL (including 2019):

12th	2
11th	1
10th	1
9th	1
8th	5
7th	3
6th	3
5th	2
4th	10
3rd	4
2nd	10
1st	2
Rookie	9

By Age (as of the first regular season game, Sept. 8, 2019):

20-24	16
25-28	25
29-32	8
33+	4

By Position:

LB	10
OL	9
CB	5
DL	6
WR	6
S	5
TE	3
RB/FB	3
Specialists	4
QB	2

Drafted by the Titans: 22

New players in 2019: 16

Oldest player: P Brett Kern (2/17/86)

Youngest player: DB Amani Hooker (6/14/98)

Tallest player: OL Dennis Kelly (6-8)

Shortest player: RB Dion Lewis, WR Kalif Raymond (5-8)

Most seasons with the Titans (including 2019): P Brett Kern (11)

Most NFL seasons (including 2019): Wesley Woodyard, Brett Kern (12)

States that produced the most current Titans (high school location):

California - 6 (Jayon Brown, Jurrell Casey, Dane Cruikshank, Matt Dickerson, Jamil Douglas, Hroniss Grasu)

Florida, Georgia, New Jersey, Texas (tie) - 4

Universities that produced the most current Titans:

Alabama, Arizona, Chattanooga, Oregon, Penn State, Purdue, Southern California, UCLA (tie) - 2

KEY NUMBERS

3

Consecutive games by **Derrick Henry** with at least 145 rushing yards and a touchdown. He joined **Jim Brown**, **Eric Dickerson**, **O.J. Simpson** and **Adrian Peterson** as the only players in NFL history to achieve the mark.

4

Wins by the Titans in 2019 when trailing or tied entering the fourth quarter. It is their highest number in a season since accomplishing the feat four times in 2009.

4

Total blocked kicks in 2019 (three field goals, one extra point) by the Titans, who lead the NFL. They blocked two field goals in Week 13 at Indianapolis.

5

Wins by **Ryan Tannehill** in his first six starts with the Titans.

5

Consecutive games with a sack by **Harold Landry III**, who is tied for third place in the AFC with nine total sacks in 2019.

9.1

Average passing yards per attempt by **Ryan Tannehill** in 2019. He ranks first among all NFL qualifiers in the category.

16

Interceptions since the beginning of the 2017 season by fourth-year safety **Kevin Byard**, who owns the highest total in the NFL in that time period.

18.4

Receiving average in 2019 by wide receiver **A.J. Brown**, who ranks fifth in the NFL and leads all rookie qualifiers in yards per reception.

19.5

Points per game allowed by the Titans in 2019. The Titans are in eighth place in the NFL in scoring defense.

20

Victories by the Titans in their last 26 home games. Their .769 home winning percentage in that time period ranks fourth in the NFL.

29.7

Average points per game by the Titans from Weeks 7-13 this season. They rank second in the NFL in that time period behind only the Baltimore Ravens (37.0).

33

Punts placed inside the 20 in 2019 by **Brett Kern**, who leads the NFL in the category.

49.0

Career sacks by defensive tackle **Jurrell Casey**, who passed **Robert Brazile** (48.0) for seventh place on the franchise's all-time sack chart in Week 13.

103

Team-leading number of tackles by **Rashaan Evans** in 2019 (coaches' tally). The second-year linebacker registered his first career 100-tackle season.

1,725

Rushing yards by **Derrick Henry** in his last 16 games. He leads the NFL in that time period.

HEAD COACH MIKE VRABEL

[Click For Complete Online Bio](#)

[Watch "The Mike Vrabel Show"](#)

[Watch Mike Vrabel's latest press conference](#)

[Podcast: The OTP visits with Mike Vrabel](#)

[Video: Introducing Mike Vrabel's Second and Seven Foundation](#)

[Video: Igniting the Fire - Who is Mike Vrabel?](#)



Mike Vrabel was named head coach of the Titans on Jan. 20, 2018. He became the 19th head coach in franchise history.

In his first season as head coach, Vrabel directed the Titans to a 9-7 record. His nine wins tied for the fourth-highest total in franchise history by a first-year head coach.

With only 82 penalties enforced against the Titans in 2018, Vrabel's team led the NFL and set a franchise record (16-game season) for fewest penalties in a season. The 2018 Titans also placed third in points allowed (18.9 per game), eighth in total defense (333.4 yards per game), sixth in passing defense (216.9), second in red zone defense (44.7 percent touch-down rate) and seventh in rushing offense (126.4) in the league rankings.

Vrabel arrived in Tennessee with 18 years of NFL experience, including four seasons as a coach and 14 seasons as a player. His distinguished playing career included three Super Bowl wins (2001, 2003 and 2004), one Pro Bowl selection (2007) and an All-Pro honor (2007). Vrabel played in 206 NFL games and totaled 57 sacks, 496 tackles, 11 interceptions, 20 forced fumbles, nine fumble recoveries and 10 touchdown receptions. Additionally, his teams advanced to the playoffs eight times (20 postseason games), with Vrabel recording eight postseason sacks and two postseason touchdown receptions.

Vrabel joined the Titans after four seasons with the Houston Texans, spending the first three seasons (2014-16) coaching linebackers and one year (2017) as the team's defensive coordinator. During his time in Houston, the Texans built one of the best defenses in the NFL and experienced tremendous success as a team – earning two division titles (2015, 2016).

Between 2014-16, the Texans defense ranked third in the NFL in yards

allowed per game (319.9) and net passing yards (218.4). Houston also ranked first in third-down defense (33.6), fourth in opponent completion percentage (59.5) and sixth in points allowed per game (19.8). The 2016 defense ranked number one in the NFL, for the first time in franchise history, in yards allowed (301.3).

In 2017, his first year as a defensive coordinator, the Texans finished the campaign with 19 players on injured reserve. Despite the injuries, Vrabel led the defense to the fifth-best third-down percentage in the NFL and a franchise-record 3.97 yards per carry by opponents. Houston also had 18 different players record at least half a sack last year and 26 players tally at least one tackle for loss.

Vrabel spent his career playing and coaching with accomplished leaders, including **Bill Belichick**, **Bill Cowher**, **Romeo Crennel**, **Urban Meyer**, **Bill O'Brien** and **Todd Haley**.

As the Texans linebackers coach from 2014-16, Vrabel developed several players into top-notch performers, including **Jadaveon Clowney** (Pro Bowl, 2016), **Whitney Mercilus**, **Benardrick McKinney** (second-team All-Pro, 2016) and **Brian Cushing**. The 2015 Texans defense had the top third-down defense in the NFL (28.5 percent), which was the lowest percentage in franchise history and the lowest by any NFL team since the 2003 Titans (27.7 percent). The 2015 defense also set a franchise mark for sacks in a season with 45 – 22.5 coming from Vrabel's linebacking corps.

Prior to joining the NFL coaching ranks, Vrabel transitioned immediately from an NFL player to college coach. He started as the linebacker coach at Ohio State in 2011 and coached the defensive line from 2012–2013. The 2012 Buckeyes finished the season undefeated at 12-0. He also was named Big Ten Recruiter of the Year by ESPN.com in 2012.

Vrabel was selected by the Pittsburgh Steelers in the third round (91st overall) of the 1997 NFL Draft, after his playing career at Ohio State, where he earned All-America honors and Big Ten Conference Defensive Lineman of the Year in both 1995 and 1996.

A native of Akron, Ohio, Vrabel attended Walsh Jesuit High School. He and his wife, Jennifer, have two sons: Tyler and Carter.

TITANS 2019 COACHING STAFF

Mike Vrabel	Head Coach
Dean Pees	Defensive Coordinator
Arthur Smith	Offensive Coordinator
Craig Aukerman	Special Teams
Brian Bell	Strength & Conditioning Asst.
Scott Booker	Defensive Assistant
Shane Bowen	Outside Linebackers
Keith Carter	Offensive Line
Kerry Coombs	Secondary
Ryan Crow	Defensive Assistant
Tony Dews	Running Backs
Todd Downing	Tight Ends
Matt Edwards	Assistant Special Teams
Monday Gee	Strength & Conditioning Asst.
Chandler Henley	Quality Control
Tyrone McKenzie	Inside Linebackers
Rob Moore	Wide Receivers
Pat O'Hara	Quarterbacks
Matt Pees	Quality Control
Frank Piraino	Strength & Conditioning
Luke Steckel	Offensive Assistant
John Streicher	Assistant to Head Coach
Mike Sullivan	Assistant Offensive Line
Terrell Williams	Defensive Line



MIKE VRABEL AT A GLANCE

- **Regular season record:** 16-12
- **Postseason record:** 0-0
- **Overall record:** 16-12
- **Regular season home record:** 10-4
- **Regular season road record:** 6-8
- **vs. Raiders:** 0-0
- **At home vs. Raiders:** 0-0
- **On the road vs. Raiders:** 0-0
- **vs. Jon Gruden:** 0-0
- **Year as Titans head coach:** 2
- **Year as NFL head coach:** 2

Mike Vrabel's Career Coaching Ledger:

Years	Team	Position
2018-19	Tennessee Titans	Head Coach
2017	Houston Texans	Defensive Coordinator
2014-16	Houston Texans	Linebackers Coach
2012-13	Ohio State University	Defensive Line Coach
2011	Ohio State University	Linebackers Coach

Mike Vrabel's Career Playing Ledger:

Years	Team	Position
2009-10	Kansas City Chiefs	Linebacker
2001-08	New England Patriots	Linebacker
1997-00	Pittsburgh Steelers	Linebacker



NINE WINS IN FIRST YEAR

The nine wins by the Titans in 2018 put **Mike Vrabel** in a select group of coaches in franchise history who have won that many games in their first full season at the helm.

Of the 19 head coaches in the organization's history, beginning in 1960, Vrabel became the eighth to reach nine wins in his first full season as head coach.

Most regular season wins by Titans/Oilers head coaches in their first full season:

Coach	Season	Wins	Losses	Ties
1. Frank "Pop" Ivy	1962	11	3	0
2. O.A. "Bum" Phillips	1975	10	4	0
Lou Rymkus	1960	10	4	0
4. Mike Vrabel	2018	9	7	0
Mike Mularkey	2016 - a	9	7	0
Mike Munchak	2011	9	7	0
Jack Pardee	1990	9	7	0
Wally Lemm	1961 - b	9	0	0
9. Jeff Fisher	1995 - c	7	9	0
Ed Biles	1981	7	9	0
Sid Gillman	1974 - d	7	7	0

Notes: Excludes the following interim seasons: a - Mularkey was named head coach for the final nine games of 2015; b - Lemm coached only the final nine games of 1961; c - Fisher was named head coach for the final six games of 1994; d - Gillman was named head coach for the final nine games of 1973.

TITANS/OILERS HEAD COACH HISTORY

COACH	YEARS	WON	LOST	TIED	PCT.
Lou Rymkus	1960-61	12	7	1	.625
Wally Lemm	1961, 1966-70	38	40	4	.487
Frank "Pop" Ivy	1962-63	17	12	0	.586
Sammy Baugh	1964	4	10	0	.285
Hugh "Bones" Taylor	1965	4	10	0	.285
Ed Hughes	1971	4	9	1	.321
Bill Peterson	1972-73	1	18	0	.052
Sid Gillman	1973-74	8	15	0	.347
O.A. "Bum" Phillips	1975-80	59	38	0	.608
Ed Biles	1981-83	8	23	0	.258
Chuck Studley	1983	2	8	0	.200
Hugh Campbell	1984-85	8	22	0	.266
Jerry Glanville	1985-89	35	35	0	.500
Jack Pardee	1990-94	44	35	0	.556
Jeff Fisher	1994-2010	147	126	0	.538
Mike Munchak	2011-13	22	26	0	.458
Ken Whisenhunt	2014-15	3	20	0	.130
Mike Mularkey	2015-17	21	22	0	.488
Mike Vrabel	2018-19	16	12	0	.571

Records include postseason



TITANS ASSISTANT COACHES

DEAN PEES DEFENSIVE COORDINATOR

[Click For Complete Online Bio](#)

- Pees joined the Titans in 2018 with 45 previous years of coaching experience, including 14 seasons in the NFL.
- In seven of his 11 seasons as a defensive coordinator in the NFL, Pees' defenses have finished in the NFL's top 10, including the 2018 Titans defense (eighth in the NFL).
- Prior to his arrival in Tennessee, Pees was with the Baltimore Ravens for eight seasons, first as linebackers coach (2010-12) and then as defensive coordinator (2012-17).
- In 2012, he helped the Ravens to a Super Bowl XLVII victory and became the eighth defensive coordinator in NFL history to reach the Super Bowl with two different teams.
- From 2004-09, Pees was with the New England Patriots as linebackers coach (2004-05) and defensive coordinator (2006-09).
- Over his four-year tenure as New England's defensive coordinator, the Patriots ranked second in the NFL in points allowed (17.3 per game).
- Pees also has 25 years of college coaching experience, including time as the head coach of Kent State (1998-2003) and as the defensive coordinator at Michigan State under head coach Nick Saban (1995-97).
- He also had stops at Notre Dame (1994), Toledo (1990-93), Navy (1987-89), Miami (Ohio) (1983-86) and Findlay (Ohio) (1979-82). He started his coaching career as a high school coach from 1973-78.
- A native of Dunkirk, Ohio, Pees graduated from Bowling Green State University.



ARTHUR SMITH OFFENSIVE COORDINATOR

[Click For Complete Online Bio](#)

- Smith was promoted to offensive coordinator on Jan. 21, 2018 after working his way up the coaching ladder under four different head coaches during his time at the Titans.
- Seven games into the 2015 campaign, Smith was promoted from offensive assistant/tight ends to tight ends coach. From that point through 2018, the Titans ranked fifth in receiving yards by tight ends (3,779), sixth in receptions by tight ends (326), and tied for fifth in receiving touchdowns by tight ends (30).
- He was hired in 2011 as a defensive assistant/quality control coach, and from 2012-2013 he served as the offensive assistant/quality control coach.
- In 2010, he worked at Ole Miss as an administrative assistant/defensive intern and worked primarily with the linebackers.
- He spent two years (2007-2008) working for the Washington Redskins. He worked two years as defensive quality control coach after joining the organization as a college scouting assistant.
- The Memphis, Tenn., native graduated from North Carolina and played offensive line before joining the coaching staff for one season (2006) as a graduate assistant.



CRAIG AUKERMAN SPECIAL TEAMS

[Click For Complete Online Bio](#)

- Aukerman was promoted to special teams coach in 2018. He joined the Titans in January 2017 as the assistant special teams coach.
- The 2018 Titans set the NFL kickoff return average record (32.0) and ranked second in fewest special teams penalties (nine). Brett Kern was named to his second consecutive Pro Bowl.
- Prior to his arrival in Tennessee, he gained 17 years of coaching experience, including 10 seasons on the college level and seven years in the NFL.
- He spent four seasons (2013-16) with the San Diego Chargers working with their special teams, first as an assistant special teams coach (2013-15) and then as the special teams coordinator (2016).
- He also spent time in the NFL on the coaching staffs with the Jacksonville Jaguars (2011-12) and Denver Broncos (2010).
- In the college ranks, he coached at Findlay (2000), Miami (Ohio) (2001-02, 2005-08), Western Kentucky (2003-04), and Kent State (2009).
- Aukerman was a two-time NAIA All-American at the University of Findlay (Ohio), where he played defensive back and wide receiver from 1995-98.



TITANS ASSISTANT COACHES

BRIAN BELL STRENGTH & CONDITIONING ASSISTANT

[Click For Complete Online Bio](#)

- Bell joined the Titans in 2018 after spending three seasons with the Houston Texans as assistant strength and conditioning coach. He was a member of back-to-back AFC South Division Championships in his first two campaigns in Houston.
- Bell was an assistant strength and conditioning coach at Penn State from 2012-13 and the head football strength and conditioning coach at his high school alma mater, DeMatha Catholic, in Hyattsville, Md., from 2011-12.
- Bell was a tight end and fullback at Kent State from 2002-06. In 2007, Bell signed with the Washington Redskins as an undrafted free agent and served on the team's practice squad.



SCOTT BOOKER DEFENSIVE ASSISTANT

[Click For Complete Online Bio](#)

- Booker joined the Titans in 2018 after spending 15 seasons in the college coaching ranks.
- He spent the 2017 season coaching safeties/special teams at Nebraska.
- Previously, Booker spent seven years (2010-16) at Notre Dame, as a tight ends/special teams coordinator (2012-16) and offensive intern (2010-11). He coached the secondary at Western Kentucky for one season (2009).
- Booker began his coaching career at his alma mater Kent State as a graduate assistant (2003-04) and secondary coach (2005-08).
- The Pittsburgh, Pa., native played collegiately under Defensive Coordinator Dean Pees at Kent State.



SHANE BOWEN OUTSIDE LINEBACKERS

[Click For Complete Online Bio](#)

- Bowen joined the Titans in 2018 after spending two seasons (2016-17) as a defensive assistant for the Houston Texans. He arrived with nine years of coaching experience.
- In 2018, the Titans defense ranked eighth overall (333.4 yards per game), and Bowen helped two rookies—second-round draft pick Harold Landry III and undrafted free agent Sharif Finch—combine for six sacks.
- In 2016, Bowen was part of a Texans staff that produced the NFL's number one defense (yards allowed) for the first time in franchise history. In 2017, the defense ranked fifth in third-down defense and set a franchise record for yards per carry by opponents (3.97).
- He also served at Kennesaw State as linebackers coach (2013-15), at Ohio State as a defensive graduate assistant (2012). He began his coaching career as an assistant at Georgia Tech (2009-11).
- A native of Pickerington, Ohio, Bowen was a three-year letter winner at Georgia Tech as an outside linebacker.



KEITH CARTER OFFENSIVE LINE

[Click For Complete Online Bio](#)

- Carter joined the Titans in 2018 with 13 years of prior coaching experience, including five seasons in the NFL.
- In 2018, the Titans ranked seventh in the NFL in rushing, and left tackle Taylor Lewan was named to the Pro Bowl.
- Prior to arriving in Tennessee, he spent three seasons with the Atlanta Falcons as running backs coach (2017) and assistant offensive line coach (2015-16). The 2016 Falcons offensive line protected NFL MVP Matt Ryan and paved the way for the NFL's fifth-best rushing attack while also winning the NFC Championship.
- He tallied two seasons as the offensive quality control coach for the Seattle Seahawks (2012-13).
- In the college ranks, Carter has experience as the offensive line/run game coach at San Jose State (2014), tight ends (2009) and offensive line coach (2010-11) at the University of San Diego, offensive line coach at University of the Redlands (2007-08), tight ends coach at Wagner College (2006) and as an undergraduate assistant at UCLA (2005).
- The Downingtown, Pa., native was a tight end, H-back and fullback at UCLA.



KERRY COOMBS SECONDARY

[Click For Complete Online Bio](#)

- Coombs was hired by the Titans in 2018 to coach the defensive backs. He arrived with 35 years of prior coaching experience.
- In 2018, the Titans ranked sixth in the NFL in passing defense (216.9 yards per game) and eighth in the league in opponent passer rating (88.4).
- He spent six seasons (2012-17) at Ohio State, concluding his time there with the title of assistant coordinator, defense/cornerbacks/special teams coordinator for the Buckeyes.
- In 2017, the Ohio State defense ranked ninth in the NCAA in yards allowed and in 2016, the Buckeyes ranked fourth nationally with 21 interceptions, including seven returned for touchdowns.
- He spent five seasons (2007-11) coaching the defensive backs at the University of Cincinnati.
- Additionally, Coombs has 24 years of experience in the high school ranks, including 16 seasons as the head coach at Colerain High School, where he compiled a 161-34 record.
- A native of Colerain, Ohio, Coombs played on the 1980 University of Dayton Division III National Championship team.



RYAN CROW DEFENSIVE ASSISTANT

[Click For Complete Online Bio](#)

- Crow joined the Titans in 2018 with seven previous seasons of coaching experience in the college ranks.
- Crow served as a graduate assistant at Ohio State (2017) and worked primarily with linebackers.
- Crow spent three seasons at Baldwin Wallace University as offensive coordinator/offensive line coach (2015-16) and offensive line coach (2014). He also spent three seasons at Purdue as a graduate assistant working with the offensive line (2012-13) and one season as assistant strength coach (2011).
- A native of Findlay, Ohio, Crow played linebacker at Bowling Green and earned a scholarship after initially walking on.



TONY DEWS RUNNING BACKS

[Click For Complete Online Bio](#)

- Dewes joined the Titans in 2018 with 20 previous years of coaching in the college ranks.
- In 2018, the Titans finished with the NFL's seventh-ranked rushing offense (126.4 yards per game), and Derrick Henry ranked second in the AFC with 1,059 rushing yards.
- Prior to his arrival in Tennessee, Dewes coached running backs at West Virginia in 2017.
- Dewes had stints coaching wide receivers at Arizona (2012-16), tight ends at Pittsburgh (2011), wide receivers at Michigan (2008-10), wide receivers at West Virginia (2007), linebackers at UNLV (2006), special teams (2005) and tackles/tight ends (2004) at Central Michigan, defensive line at Holy Cross (2002), offensive line at California (Pa.) and defensive line at Millersville (1998). He was a graduate assistant at West Virginia from 1999-2001.
- A native of Clifton, Va., Dewes played tight end at Liberty University, where he was the team's leading receiver in both of his final two seasons.



TODD DOWNING TIGHT ENDS

[Click For Complete Online Bio](#)

- Downing joined the Titans in 2019 with 18 years of previous NFL coaching experience.
- He spent 2018 as the tight ends coach for the Minnesota Vikings, helping Pro Bowl tight end Kyle Rudolph post the second-highest reception (64) and yardage totals (634) of his career.
- Downing spent three seasons (2015-17) with the Oakland Raiders, first as quarterbacks coach and then one season as offensive coordinator. In all three seasons with the Raiders, quarterback Derek Carr earned Pro Bowl invites.
- Downing coached the quarterbacks for one season (2014) in Buffalo and



TITANS ASSISTANT COACHES

spent five seasons (2009-13) with the Detroit Lions. He originally joined the Lions as an offensive quality control coach and worked his way up to quarterbacks coach for the final three seasons.

- Downing began his NFL coaching career with the Minnesota Vikings (2001-05) and then the St. Louis Rams (2006-08).
- The Minneapolis, Minn., native attended the University of Minnesota.

MATT EDWARDS ASSISTANT SPECIAL TEAMS

[Click For Complete Online Bio](#)

- Edwards joined the Titans in 2018 with 15 previous years of collegiate coaching experience.
- He spent the previous four seasons (2014-17) as the defensive coordinator at Tiffin University.
- Edwards served as the defensive line/special teams coordinator at Florida Atlantic (2013), the linebackers/special teams coordinator (2012) and defensive ends coach (2011) at Miami (Ohio), and seven seasons (2004-10) at Kent State primarily coaching the defensive line. Edwards began his coaching career as linebackers coach at the College of Wooster.
- A native of Cincinnati, Ohio, Edwards played linebacker and defensive end at Miami (Ohio).



MONDRAY GEE STRENGTH & CONDITIONING ASSISTANT

[Click For Complete Online Bio](#)

- Gee (pronounced "jee") joined the Titans in 2019 after spending nine seasons with the Seattle Seahawks (2010-18), where he served as an assistant strength and conditioning coach.
- Prior to joining the Titans, Gee accrued 19 seasons in coaching, including 18 seasons in the NFL.
- The Seahawks earned playoff berths in seven of his nine seasons there, including a Super Bowl XLVII victory following the 2013 season and an NFC title the following year.
- From 2008-09, Gee was a strength and conditioning assistant with the Green Bay Packers. His stint in Green Bay followed seven seasons (2001-07) with the Detroit Lions as a strength and conditioning assistant.
- Gee also worked at Michigan State (1996-2001), first as an intern as an undergrad and then as a graduate assistant.
- He is a native of Detroit, Mich.



CHANDLER HENLEY QUALITY CONTROL

[Click For Complete Online Bio](#)

- Chandler Henley joined the Titans in 2018 after spending the previous three years coaching tight ends at Yale, his alma mater.
- The 2017 Yale squad earned its first outright Ivy League title since 1980, and Henley helped starting tight end Jaeden Graham win first-team All-Ivy League honors.
- Henley spent three total seasons at Vanderbilt University, starting as an offensive/recruiting graduate assistant (2012-13) and adding assistant quarterback coach to his responsibilities in 2014.
- A native of Littleton, Colo., Henley played wide receiver for Yale (2002-06), recording 110 receptions for 1,609 yards and 11 touchdowns during his career.



TYRONE MCKENZIE INSIDE LINEBACKERS

[Click For Complete Online Bio](#)

- McKenzie joined the Titans in 2018 after spending the 2017 season as the assistant special teams coach/defensive consultant for the Los Angeles Rams. He has five seasons of previous coaching experience.
- In 2018, inside linebacker Wesley Woodyard led the defense with 124 stops, while Jayon Brown was one of only six NFL linebackers with at least six sacks, one interception, one forced fumble and one fumble recovery during the season.
- Prior to joining the NFL coaching ranks, McKenzie spent two seasons coaching collegiately, first as an assistant defensive line/quality control coach at Stanford (2016) and as an outside linebackers/graduate assistant at Colorado (2015).



- He also has two years of high school coaching experience at Berkeley Preparatory School in Tampa, Fla.
- After being drafted by the New England Patriots in the third round (97th overall) of the 2009 NFL Draft, McKenzie spent five years as a linebacker with the Patriots (2009-10), Tampa Bay Buccaneers (2010) and Minnesota Vikings (2011-13). He was a team captain in three of his five seasons.
- A native of Tampa, Fla., McKenzie played linebacker at the University of South Florida.

ROB MOORE WIDE RECEIVERS

[Click For Complete Online Bio](#)

- Moore joined the Titans in 2018 with 16 years of NFL experience as a player and coach.
- In 2018, Moore oversaw the development of a youthful group that included Corey Davis, who led the offense in his second season with 65 receptions, 891 receiving yards and four touchdowns, seeing dramatic increases from his rookie campaign. Davis' yardage total ranked ninth among all AFC receivers.
- Moore spent three seasons (2015-17) as the wide receivers coach for the Oakland Raiders and one year (2014) with the Buffalo Bills.
- During his three years in Oakland, he worked with Amari Cooper and Michael Crabtree, who totaled 435 receptions, 5,556 receiving yards and 43 touchdowns in that time.
- During his one year in Buffalo, he worked with Sammy Watkins, who set franchise records for a rookie with 65 receptions for 982 yards.
- Moore also spent time coaching at Syracuse (2010-13), Phoenix (Ariz.) Junior College (2009) and Montclair (N.J.) High School (2002-03).
- A native of Hempstead, N.Y., Moore had a 12-year NFL career playing for the New York Jets (1990-94) and Arizona Cardinals (1995-2001).



PAT O'HARA QUARTERBACKS

[Click For Complete Online Bio](#)

- O'Hara joined the Titans in 2018 after spending three seasons (2015-17) with the Houston Texans as an offensive assistant who helped coach quarterbacks. He arrived in Tennessee with 19 previous seasons of coaching experience.
- In 2018, quarterback Marcus Mariota set a franchise record with a 68.9 completion percentage (228 of 331). He also finished with a career-best average of 7.64 yards per attempt and a career-low eight interceptions.
- O'Hara spent 10 years coaching in the Arena Football League, including stints as a head coach for the Los Angeles Avengers (2009), Tri-Cities Fever (AF2, 2009), Orlando Predators (2010-11) and New Orleans Voo-Doo (2012-14).
- O'Hara was an offensive coordinator for the AFL's Tampa Bay Storm for three seasons (2005, 2007-08).
- A native of Santa Monica, Calif., O'Hara was a 10th round selection for the Tampa Bay Buccaneers in the 1991 NFL Draft.



MATT PEES QUALITY CONTROL

[Click For Complete Online Bio](#)

- Pees joined the Titans in 2018 as a defensive assistant and quality control coach. He will work with the defensive line in 2019 under defensive line coach Terrell Williams.
- He joined the Titans in 2018 after serving two seasons as the head coach at Green Mountain (Colorado) High School. Pees has six total years of high school coaching experience.
- After playing at Bowling Green (Ohio) High School, Pees initially walked on at Kent State before becoming the team's video coordinator.
- He graduated from Metro State University of Denver with a degree in history and political science, and he then earned a master's degree in education from Regis University in Denver. He initially pursued a career outside of football, but Pees got back into coaching after spending 10 years in various business roles.



TITANS ASSISTANT COACHES

FRANK PIRAINO STRENGTH & CONDITIONING

[Click For Complete Online Bio](#)

- Piraino joined the Titans in 2019 after serving as head strength and conditioning coach for football at Boston College, where he spent six total seasons (2013-18).
- Piraino joined head coach Steve Addazio at Boston College after spending two seasons (2011-12) as his head strength and conditioning coach at Temple and one year as the head strength and conditioning coach for football at Marshall (2010).
- He served on the strength and conditioning staff at the University of Florida for five years (2005-09), during a stretch when Florida won a pair of national championships (2006 and 2008) under head coach Urban Meyer.
- He also spent time at Notre Dame (2004), Michigan State (2003-04) and Walsh Jesuit (Cuyahoga Falls, Ohio) High School (2000-03), as well as an internship with the Cleveland Indians (2000-01).
- Piraino graduated from the University of Akron and later earned a master's degree from Michigan State.



LUKE STECKEL OFFENSIVE ASSISTANT

[Click For Complete Online Bio](#)

- Steckel joined the Titans in 2013 as an assistant to the head coach and was promoted to offensive assistant the following season. He also served as assistant wide receivers coach in 2017.
- He joined the Titans after spending four seasons (2009-2012) with the Cleveland Browns as the assistant to the head coach.
- He spent three seasons as a linebacker at Princeton (2004-06), where he helped lead the Tigers to an Ivy League Championship.
- He is the son of former Titans offensive coordinator Les Steckel and attended Brentwood (Tenn.) High School.



JOHN STREICHER ASSISTANT TO HEAD COACH

[Click For Complete Online Bio](#)

- Streicher joined the Titans in 2018 after spending the previous two years (2016-17) as Texas State's director of football operations. There he managed the day-to-day operations of the program and oversaw recruiting under Bobcats head coach Everett Withers.
- From 2014-15, Streicher served on James Madison's football staff. He was promoted to the director of football operations and player personnel in 2015 after originally joining JMU as special assistant to the head coach.
- A native of Cincinnati, Ohio, Streicher went to James Madison after spending six seasons on the football staff at Ohio State.



MIKE SULLIVAN ASSISTANT OFFENSIVE LINE

[Click For Complete Online Bio](#)

- Sullivan is in his 17th season coaching in the NFL in 2019. His resume includes eight years as an NFL offensive line coach and five campaigns with the Titans.
- He joined the Titans in 2014 after one season as offensive line coach for the Cleveland Browns (2013).
- Sullivan spent four seasons (2009-12) as offensive line coach for the San Diego Chargers. He had two other stints with the Browns as offensive line coach (2007-08) and assistant offensive line coach (2001-04).
- He has three seasons of college experience, as offensive line coach for Western Michigan (2005-06) and as a graduate assistant for the University of Miami (Fla.) (2000).
- Sullivan began his coaching career in 1997, spending five seasons coaching in Europe.
- A native of Chicago, Ill., Sullivan played in 48 games for the Tampa Bay Buccaneers from 1992-95.



TERRELL WILLIAMS DEFENSIVE LINE

[Click For Complete Online Bio](#)

- Williams joined the Titans in 2018 with 20 previous years of coaching experience, including six seasons in the NFL.
- In 2018, defensive tackle Jurrell Casey was named to the Pro Bowl after leading the defense with seven sacks. The Titans defense ranked eighth overall (333.4 yards per game) and third in points allowed (18.9 per game).
- He spent three seasons coaching the defensive line with the Miami Dolphins (2015-17).
- During Williams' tenure with the Dolphins, Cameron Wake tallied 29 sacks, the eighth-highest total by a player, and Ndamukong Suh posted 15.5 sacks, the eighth-highest number of sacks among defensive tackles.
- Williams also spent three seasons coaching the defensive line with the Oakland Raiders (2012-14).
- Prior to joining the NFL coaching ranks, Williams spent time at Texas A&M (2010-11), Purdue (2006-09), Akron (2004-05), Youngstown State (2002-03), North Carolina A&T (1999-2001) and Fort Scott Community College (1998).
- A native of Los Angeles, Calif., Williams played collegiately at East Carolina as a nose tackle.



2019 NFL RULE CHANGES

REVIEWABLE PLAYS EXPANDED: For one year only, reviewable plays in Instant Replay will be expanded to include pass interference, called or not called on the field. Also expands automatic replay reviews to include scoring plays and turnovers negated by a foul, and any Try attempt (extra point or two-point conversion).

KICKOFF FORMATION: Makes permanent the kickoff rule changes that were implemented in 2018, which modified rules for a free kick formation and for blocking on a free kick.

DOUBLE FOULS: Changes the enforcement of double fouls when there is a change of possession.

EXPANDED PROTECTION OF DEFENSELESS PLAYER: It is now a foul if a player initiates a block when his path is toward or parallel to his own end line and makes forcible contact to his opponent with his helmet, forearm, or shoulder. This is also referred to as a blindside block.

SCRIMMAGE KICK: Simplifies the scrimmage-kick rules. If there is a missed field-goal attempt, and the ball has not been touched by the receivers beyond the line of scrimmage in the field of play, or in the end zone before the ball has touched the ground in the end zone, the following shall apply:

- If the spot of the kick was inside the receivers' 20-yard line, it is the receivers' ball at the 20-yard line; or
- If the spot of the kick was from the receivers' 20-yard line or beyond the receivers' 20-yard line, it is the receivers' ball at the spot of the kick.

FOULS DURING A SCORE: Teams can now elect to enforce an opponent's personal or unsportsmanlike conduct foul committed during a touchdown either on the succeeding Try (extra point or two-point conversion) or on the succeeding free kick.

DISQUALIFICATIONS: Allows League personnel to disqualify for both flagrant football and non-football acts, when a flag is related to an act or action.

NISSAN STADIUM

In 2015, the Titans and Nissan North America announced the formation of a 20-year, exclusive naming-rights partnership that rebranded Nashville's downtown stadium as Nissan Stadium.

Nissan Stadium hosts all Titans home football games, Tennessee State University football games, the Music City Bowl, the CMA Music Festival and numerous other events.

The procurement of naming rights to Nissan Stadium fit the automotive company's 'Fewer, Bigger, Better' marketing strategy, which has included ongoing sponsorships of NBC's 'The Voice,' the Heisman House college football program and a major advertising presence in this year's Super Bowl. Nissan is also now the official automotive partner of the Tennessee Titans.

Nissan's ever-growing footprint in Tennessee includes vehicle and powertrain manufacturing facilities in Smyrna and Decherd respectively, along with its North American headquarters in Franklin.

The Nissan Smyrna Plant began operations in 1983 and employs more than 8,400 people. In 2014, the Smyrna plant assembled more than 648,000 vehicles, making it the highest volume automotive assembly plant in North America. Nissan also has a major manufacturing presence in Canton, Miss., along with research and development groups in California, Arizona and Michigan. In total, the company employs more than 22,000 employees in the U.S.

One component of the Titans-Nissan partnership is assisting charitable organizations throughout Middle Tennessee in an array of community outreach programs. A centerpiece of this is the annual "Taste of Titans" charitable event, for which Nissan serves as presenting sponsor. During the course of a 20-year relationship, a total of more than \$1 million resulting from these annual events is anticipated to be distributed to local non-profit organizations.

Nissan Stadium is a city-owned venue that has housed the Titans since 1999. The naming rights agreement includes the opportunity for Nissan branding on the exterior of the stadium, as well as stadium signage and other unique displays inside the stadium. LP Building Products has held the naming rights to the stadium since 2006 and that exclusivity now shifts to Nissan.

Titans/Oilers all-time regular-season record by home venue:

Stadium	Seasons	W-L-T	Pct.
Jeppesen Stadium	1960-1964	25-11-0	.694
Rice Stadium	1965-1967	11-10-0	.524
Astrodome	1968-1996	113-103-2	.523
Liberty Bowl	1997	6-2-0	.750
Dudley Field (Vanderbilt Stadium)	1998	3-5-0	.375
Nissan Stadium	1999-2019	95-71-0	.571

NISSAN STADIUM CLEAR BAG POLICY

The Titans strongly encourage fans not to bring any type of bag to Nissan Stadium to expedite entry at the gates, but if you need to bring personal items to the game, please familiarize yourself with the NFL's clear bag policy.

To provide a safer environment for the public and speed fan entry, the Tennessee Titans enforce a league-wide NFL policy that limits the size and type of bags that may be brought in to the stadium.

Clear bags must be 12" x 12" x 6" or smaller.

Non-transparent bags can be no larger than 4.5" x 6.5," even if you are placing it inside your larger clear bag. Please Note: Non-transparent bags are still subject to inspection by security personnel at the gates.

Clear bags are available at the Titans Locker Room next to Gate 1 and online at TitansLockerRoom.com.

All styles of clear bags are acceptable as long as they are 12" x 12" x 6" or smaller. This includes clear cinch sacks, clear diaper bags, gallon ziploc bags, etc.

The clear bag policy is in effect for all Titans games, college football games, concerts and any other sporting event at Nissan Stadium.

PROHIBITED ITEMS INCLUDE, BUT ARE NOT LIMITED TO: any non-transparent bag larger than 4.5" x 6.5"; coolers or containers, including glass bottles, cans (aerosol and non-aerosol), thermos, hard plastic tumbler; metal flasks and metal cigar/cigarette cases; seat cushions, folding and/or



standalone chairs; umbrellas; strollers or baby seats; camera lenses over 6", video cameras/recording devices, tripods; poles, selfie sticks, sticks of any kind; drones, unmanned aircraft; horns, whistles or other noisemakers; weapons of any kind (including pocket knives); outside food/beverages; illegal drugs or substances, any alcoholic beverage; animals, except service animals assisting guests with disabilities; footballs, inflatable balls, balloons; battery-operated warmers are not permitted in any clothing or blankets; any headwear or apparel with hazardous attachments including, but not limited to, spikes and blades; lights (flashlights, LED lights, any battery-operated lights); anything that creates a nuisance or disruption

For the protection of our fans, prohibited items cannot be stored by Nissan Stadium personnel. All unattended items including, but not limited to, backpacks, bicycles, strollers and umbrellas will be disposed.

During concerts and other non-sporting events, additions may be made to the prohibited items list, at the discretion of the artist and/or management. All updates will be communicated via the Nissan Stadium social media channels.

For more guidelines concerning the following categories, please go to www.titansonline.com/stadium/bag-policy:

- Child care products
- Medical equipment and supplies/medical entrances
- Water and sunscreen
- Blankets and coats
- Tablets
- Banners and signs
- Storage lockers

NISSAN STADIUM RECORD WHEN ...

The Titans at Nissan Stadium (1999-present):

	Games	Record	Pct.
Regular Season	166	95-71	.572
Postseason	4	2-2	.500
Combined	170	97-73	.571

Record When ...	Reg. Season	Playoffs
September	19-15	
October	21-20	
November	22-16	
December	31-19	
January	2-1	2-2
Thursday	4-2	
Friday	0-1	
Saturday	2-1	2-1
Sunday	83-64	0-1
Monday	6-3	
Against own division	39-29	0-1
Against AFC	69-56	2-2
Against NFC	26-15	
Overtime games	6-6	1-0
In primetime	11-10	
Temperature 80+	7-6	
Temperature <40	8-10	1-0
Titans score 20 points	78-28	2-0
Titans score 30 points	33-5	1-0
Titans allow <20 points	62-13	1-1
Titans allow <10 points	13-0	
Titans net 300 yards	71-42	1-2
Opponents net <300 yards	48-10	1-2
Titans commit 0 turnovers	29-9	
Titans force 2 turnovers	62-21	

TITANS/OILERS ALL-TIME RECORD

	W	L	T
Regular Season:	438	468	6
Home	253	201	2
Road	185	267	4
As Titans (1999-present)	171	161	0
As Oilers (1960-1998)	267	307	6
Postseason:	15	20	0
Home	6	5	0
Road	9	14	0
Super Bowl (XXXIV)	0	1	0
As Titans (1999-present)	6	7	0
As Oilers (1960-1998)	9	13	0

All-time playoff appearances by the Oilers/Titans: 1960, 1961, 1962, 1967, 1969, 1978, 1979, 1980, 1987, 1988, 1989, 1990, 1991, 1992, 1993, 1999, 2000, 2002, 2003, 2007, 2008, 2017

All-time division titles by the Oilers/Titans: 1960, 1961, 1962, 1967, 1991, 1993, 2000, 2002, 2008

WINNING AT HOME

Since the midway point of the 2016 season, the Titans have been one of the NFL's most successful teams at home. In that time, the Titans have won 20 of their 26 games at Nissan Stadium.

In 2018, the Titans won six games and lost twice at Nissan Stadium. They beat the Texans, Philadelphia Eagles, New England Patriots, New York Jets, Jaguars and Washington Redskins.

Since the weekend of their 2016 home victory over the Jaguars (Oct. 27, 2016), the Titans' winning percentage in home games is one of the highest in the NFL.

Highest winning percentage in home games since Week 8 of 2016 (Oct. 27, 2016-present):

Team	Wins	Losses	Ties	Win Pct
1. New England Patriots	22	3	0	.880
2. Baltimore Ravens	21	6	0	.778
New Orleans Saints	21	6	0	.778
4. Tennessee Titans	20	6	0	.769
5. Minnesota Vikings	19	7	0	.731
6. Kansas City Chiefs	19	8	0	.704
Pittsburgh Steelers	19	8	0	.704
8. Green Bay Packers	17	8	1	.673
9. Philadelphia Eagles	18	9	0	.667
Dallas Cowboys	18	9	0	.667

THREE CONSECUTIVE WINNING SEASONS

In 2018, the Titans recorded their third season with a winning record in three seasons since **Jon Robinson** was hired as general manager.

In the "Titans era" (1999-present), it marks the first time the team has had three consecutive winning campaigns.

With 9-7 records in 2016, 2017 and 2018, the Titans tied for the fifth-longest active streak of winning seasons in the NFL, through 2018. Only the New England Patriots (18), Seattle Seahawks (seven), Kansas City Chiefs (six) and Pittsburgh Steelers (five) had longer streaks heading into 2019.

Most current consecutive winning seasons (through 2019):

Team	Total	Seasons
1. New England Patriots	19	2001-2019
2. Seattle Seahawks	8	2012-2019
3. Kansas City Chiefs	6	2013-2018
4. Pittsburgh Steelers	5	2014-2018
5. Tennessee Titans	3	2016-2018
Dallas Cowboys	3	2016-2018
New Orleans Saints	3	2017-2019
Baltimore Ravens	3	2017-2019

GAMES AGAINST PLAYOFF TEAMS

In 2019, the Titans are scheduled to play seven total games against playoff teams from 2018: Houston (two games), Indianapolis (two games), Kansas City, New Orleans and the L.A. Chargers. That number is tied for the most in the NFL, as is the Titans' total of five home games against 2018 playoff clubs (Houston, Indianapolis, Kansas City, L.A. Chargers and New Orleans).

In 2018, the Titans played nine total games against seven clubs that went on to make the playoffs (two games apiece versus division rivals Indianapolis and Houston). It was the highest total in the NFL.

The Titans' four wins in 2018 against playoff clubs—Houston, Philadelphia, Dallas and New England—tied for the most in the league. Only New England, the Los Angeles Rams and Carolina had as many.

WINNING CLOSE GAMES

The Titans have been one of the NFL's most successful teams in games decided by three points or less in the recent seasons. They were 3-2 in such games in 2018, 2-1 in 2017 and 4-0 in 2016.

Best NFL winning percentages from 2016-19 in games decided by three points or less (regular season):

Team	Wins	Losses	Ties	Pct
1. Oakland Raiders	12	4	0	.750
2. Tennessee Titans	11	4	0	.733
3. Washington Redskins	7	3	1	.682
4. New England Patriots	4	2	0	.667
Miami Dolphins	8	4	0	.667
6. Houston Texans	11	6	0	.647
7. Seattle Seahawks	13	7	1	.643
8. Los Angeles Rams	7	4	0	.636
9. New Orleans Saints	10	6	0	.625
Buffalo Bills	5	3	0	.625

Titans' win-loss record in games decided by three points or less in the "Titans era" (regular season, 1999-present):

Season	Record	Season	Record	Season	Record
2019	2-1	2012	3-0	2005	1-1
2018	3-2	2011	2-1	2004	1-2
2017	2-1	2010	0-3	2003	2-1
2016	4-0	2009	3-2	2002	2-2
2015	1-4	2008	2-1	2001	3-2
2014	1-3	2007	2-2	2000	4-3
2013	1-3	2006	4-3	1999	5-1



WINNING IN THE AFC SOUTH

From 2017 through 2018, the Titans were 8-4 in games versus AFC South opponents. Their .667 winning percentage was the best in the division during that time period.

The Titans finished the 2017 regular season with a 5-1 record in the AFC South, giving them their second-best divisional record since the formation of the AFC South in 2002. In 2018, the Titans went 3-3 within the division.

Best division winning percentage in the AFC South from 2017-2019:

Team	Wins	Losses	Ties	Win %
1. Tennessee Titans	10	6	0	.625
2. Indianapolis Colts	9	8	0	.529
3. Houston Texans	8	8	0	.500
4. Jacksonville Jaguars	6	11	0	.353

Best final division records for the Titans since the AFC South was formed in 2002:

Season	Wins	Losses	Win %
1. 2002	6	0	1.000
2. 2017	5	1	.833
3. 2008	4	2	.667
2003	4	2	.667
2006	4	2	.667
2007	4	2	.667
7. 2018	3	3	.500
2011	3	3	.500

ALLOWING 20 OR FEWER POINTS

The Titans began the 2019 season by limiting their first seven opponents to 20 or fewer points.

Since 1999, there have been only two other Titans squads that did not allow more than 20 points in any of their first four games: the 2000 team (seven games) and the 2008 team (six).

Most consecutive games at the beginning of a Titans season allowing 20 or fewer points, 1999-2019:

Season	Games
1. 2019	7
2000	7
3. 2008	6
4. 2011	4
5. 2010	3

LIMITING TURNOVERS

Through their first five games in 2019, the Titans had an NFL-best one turnover, a lost fumble at Jacksonville on Sept. 19.

The Titans became only the sixth team since the 1970 NFL-AFL merger to have only one turnover through the first five games of a season. The last team to accomplish the feat was the 2017 Kansas City Chiefs.

Teams with one turnover through the first five games of a season, 1970-present:

Team	Season	INTs	Fum Lost	Total Turnovers
Tennessee Titans	2019	0	1	1
Kansas City Chiefs	2017	0	1	1
Minnesota Vikings	2016	0	1	1
New York Jets	2010	0	1	1
Washington Redskins	2008	0	1	1
Cincinnati Bengals	1998	1	0	1

TURNOVER MARGIN IN 2019

With 19 takeaways and 14 giveaways in 2019, the Titans are in ninth place in the NFL with a turnover margin of plus-five.

Best turnover margin in 2019:

Team	Takeaways	Giveaways	Margin
1. New England Patriots	29	11	18
2. Green Bay Packers	19	8	11
Pittsburgh Steelers	30	19	11
New Orleans Saints	18	7	11
5. Seattle Seahawks	24	15	9
6. Kansas City Chiefs	19	11	8
Baltimore Ravens	19	11	8
8. San Francisco 49ers	24	18	6
9. Tennessee Titans	19	14	5
10. Minnesota Vikings	16	12	4

TOP RUSHING OFFENSES, 2016-2019

Since the beginning of the 2016 season, the Titans rank fourth in the NFL in rushing offense.

In 2018, the Titans finished seventh in the NFL and third in the AFC with 126.4 rushing yards per game.

Top rushing offenses (yards per game) from 2016-2019:

Team	Rushing Yards	Per Game
1. Buffalo Bills	8,286	138.1
2. Baltimore Ravens	8,254	137.6
3. Dallas Cowboys	8,060	134.3
4. Tennessee Titans	7,548	125.8
5. Carolina Panthers	7,498	125.0
6. Seattle Seahawks	7,286	123.5
7. San Francisco 49ers	7,359	122.7
8. Houston Texans	7,280	121.3
9. New Orleans Saints	7,125	118.8
10. Jacksonville Jaguars	6,978	116.3

RED ZONE OFFENSE

The Titans have emerged in 2019 as one of the NFL's most efficient teams in the red zone. They have scored touchdowns on 71.9 percent of their drives inside the opponent's 20-yard line to lead the league.

Top red zone offenses (touchdown percentage) in 2019:

Team	Drives	Touchdowns	TD Pct.
1. Tennessee Titans	32	23	71.9
2. Green Bay Packers	40	28	70.0
3. Miami Dolphins	31	21	67.7
4. Baltimore Ravens	49	33	67.3
5. Minnesota Vikings	39	26	66.7
6. Seattle Seahawks	41	27	65.9
7. Houston Texans	40	26	65.0
8. Indianapolis Colts	44	27	63.6
Buffalo Bills	33	21	63.6
10. Philadelphia Eagles	38	22	63.2



TIGHT END PRODUCTION UNDER SMITH

Former Titans tight ends coach **Arthur Smith** was promoted to offensive coordinator in January 2019.

During his final season coaching the tight ends, Smith and the team were dealt a significant challenge when starter **Delanie Walker** suffered an injury in the season opener and was placed on injured reserve for the remainder of the season.

However, during the second half of 2018 the remaining Titans tight ends—including **Jonnu Smith**, **Luke Stocker**, **Anthony Firkser** and **MyCole Pruitt**—were establishing the group as one of the league's most productive units.

From Week 9-17 in 2018, the Titans tight ends' 49 total receptions tied for the fourth-highest total in the league among tight ends. Additionally, their 607 receiving yards ranked fifth, and their six touchdown receptions tied for fourth place.

Most receptions by team tight end units in 2018 from Week 9-17:

Team	Rec	Rec Yds	Rec TD
1. Philadelphia Eagles	71	672	6
2. Kansas City Chiefs	66	764	7
3. San Francisco 49ers	55	868	4
4. Tennessee Titans	49	607	6
Oakland Raiders	49	589	7
6. Atlanta Falcons	47	424	2
New York Giants	47	642	2
8. Indianapolis Colts	46	505	9
Washington Redskins	46	504	3
Green Bay Packers	46	485	2

SCORING DEFENSE, 2018-19

The Titans defense allowed 18.9 points per game in 2018, which was the third-best average in the NFL. It was the Titans' lowest average points allowed since 2008 (14.6). The Titans surrendered 21 or fewer points in 10 of their 16 games in 2018.

Since the beginning of the 2018 campaign, the Titans have allowed among the fewest points in the NFL.

Fewest points allowed per game from 2018-2019:

Team	Points Allowed/Game
1. New England Patriots	16.8
2. Chicago Bears	17.5
3. Baltimore Ravens	18.1
4. Tennessee Titans	19.2
5. Dallas Cowboys	20.0
6. Buffalo Bills	20.1
7. Minnesota Vikings	20.2
8. Los Angeles Chargers	20.4
9. Pittsburgh Steelers	20.9
Denver Broncos	20.9

DEFENSE IN THE RED ZONE

Since the beginning of the 2018 season and including 2019, the Titans have fielded one of the NFL's top red zone defenses.

The Titans were one of the NFL's best teams in 2018 in limiting opponents inside the red zone. Opposing teams scored touchdowns at a rate of 44.7 percent against the Titans once they went inside Tennessee's 20-yard line. Only the Philadelphia Eagles (44.6) fared better.

Top defenses in the red zone from 2018-2019 (touchdown percentage):

Team	Opp. Drives	Touchdowns	TD Pct.
1. Minnesota Vikings	79	35	45.6
2. Dallas Cowboys	91	45	49.5
3. Denver Broncos	76	37	50.0
4. Philadelphia Eagles	92	47	51.1
Seattle Seahawks	88	44	51.1
6. Indianapolis Colts	77	39	51.9
7. Chicago Bears	78	39	52.6
8. Tennessee Titans	81	42	53.1
9. Los Angeles Chargers	79	42	53.2
10. Jacksonville Jaguars	89	48	53.9

TITANS DBs A THREAT ON THE BLITZ

The Titans have had the NFL's most successful defensive back group in getting to the quarterback since the beginning of 2018, when head coach **Mike Vrabel** and defensive coordinator **Dean Pees** began their tenures with the club.

The Titans defensive backs contributed nine total sacks in 2018, which was the highest total in the NFL. Cornerback **Logan Ryan** led the group with a career-high four sacks, while safety **Kevin Byard** (2.0), safety **Kenny Vaccaro** (2.0) and cornerback **Malcolm Butler** (1.0) also contributed to the total.

The nine sacks in 2018 were the most by the team's defensive back group in the "Titans era" (1999-present), surpassing the eight sacks by the safeties and cornerbacks in 2014.

Most sacks by a defensive back group from 2018-2019:

Team	Sacks
1. Tennessee Titans	13.5
2. New York Jets	11.0
3. Carolina Panthers	10.5
4. Buffalo Bills	9.5
5. Cleveland Browns	9.0
Minnesota Vikings	9.0
7. Baltimore Ravens	8.5
Los Angeles Chargers	8.5
9. Philadelphia Eagles	8.0
Jacksonville Jaguars	8.0





TITANS QUARTERBACKS

No.	Name	Ht	Wt	Exp	College
8	Mariota, Marcus	6-4	222	5	Oregon
17	Tannehill, Ryan	6-4	217	8	Texas A&M

#8 • QB MARCUS MARIOTA

[CLICK FOR COMPLETE BIO](#)

Marcus Mariota (6-4, 222) is in his fifth NFL season in 2019. The Titans selected him with the No. 2 overall selection in the 2015 NFL Draft, and since that time, he arguably has had the best beginning to a career of any quarterback in team annals.

Mariota won 27 games as a starter from 2015 through 2018. It was the most by any quarterback in his first four seasons with the franchise since **George Blanda** joined the Oilers as a 10-year veteran in 1960 and earned 34 wins through 1963.

Mariota became the fifth quarterback in NFL history with at least 12,000 passing yards (12,004) and 1,200 rushing yards (1,270) in his first four seasons, joining **Russell Wilson**, **Cam Newton**, **Jeff Garcia** and **Blake Bortles**.

In 2018, Mariota completed 228 of 331 passes for 2,528 yards with 11 touchdowns, eight interceptions and a passer rating of 92.3. He is the only quarterback in franchise history to produce a passer rating of 90.0 or greater in three separate seasons.

Mariota's 68.9 completion percentage in 2018 shattered the previous franchise record. It was previously owned by **Cody Carlson**, who completed 65.6 percent of his passes (149 of 227) in 1992.

In 2017, Mariota led the team to the postseason and became the youngest quarterback in franchise history to win a playoff game. His statistics in the regular season included 281 completions, 3,232 yards and 13 touchdowns on 453 attempts (79.3 passer rating).

From 2015–2016, Mariota passed for 6,244 yards and 45 touchdowns, while throwing only 19 interceptions. His 93.8 passer rating during that time ranked sixth in NFL history for a player's first two NFL campaigns, trailing only **Kurt Warner** (107.9), **Dan Marino** (104.5), **Nick Foles** (101.0), **Russell Wilson** (100.6) and **Ben Roethlisberger** (98.3).

In 2016, Mariota started 15 games. He was 276-of-451 passing for 3,426 yards, 26 touchdowns and nine interceptions. His 95.6 passer rating ranks third in franchise history for a single season, behind only **Warren Moon's** 96.8 in 1990, when he was the Associated Press Offensive Player of the Year, and **Steve McNair's** 100.4 in 2003, when he was the NFL's Co-MVP. Only two quarterbacks with the franchise have had more touchdown passes in a season than Mariota in 2016: **George Blanda** (36 in 1961 and 27 in 1962) and **Moon** (33 in 1990).

During his rookie season, Mariota started 12 games, missing four total contests due to injuries. He completed 230 of his 370 passes for 2,818 yards, 19 touchdowns—all franchise rookie records—while throwing only 10 interceptions. At the time, his 91.5 passer rating ranked third in franchise history.

Mariota also set a franchise rookie record by completing 62.2 percent of his passes. That was the fifth-highest percentage by a rookie quarterback in NFL history and the eighth-highest completion percentage in a season by any quarterback in Titans/Oilers history.

On the ground in 2015, Mariota accounted for 252 yards and a pair of touchdowns on 34 carries. He finished second in franchise history in rushing yards by a rookie quarterback, trailing only Young's 2006 total of 552 rushing yards. Mariota's total included an 87-yard touchdown run against Jacksonville (Dec. 6), which was the fifth-longest rushing play in franchise history.

Mariota joined Manning (1998) as the only rookie quarterbacks in NFL history to complete three touchdown passes in four different games, and he became the lone NFL rookie to ever record two games with four touchdown passes and no interceptions (Sept. 13 at Tampa Bay and Nov. 8 at New



Orleans).

He entered the NFL following a historic career at the University of Oregon. He concluded his three seasons as the school's starting quarterback by winning the Heisman Trophy and leading his team to the College Football Playoff Championship Game.

Mariota broke nearly every major passing record at Oregon, totaling 10,796 career passing yards and 105 touchdown passes. The three-time All-Pac-12 selection started every game over his three seasons, earning a 36-5 record, and he completed at least one touchdown pass in every contest. He became one of four players in FBS history to pass for 10,000 yards and rush for 2,000 yards (2,237) in a career, joining **Dan LeFevour**, **Griffin** and **Colin Kaepernick**.

During his Heisman season in 2014, Mariota directed the Ducks to a Rose Bowl victory over Florida State. His totals for the year included 4,454 passing yards, 42 touchdown passes and only four interceptions. He also rushed for 770 yards and 15 touchdowns and even caught a touchdown pass. His 58 total touchdowns in a season (passing, rushing and receiving) shattered **Matt Barkley's** (2011) previous Pac-12 record of 41 touchdowns.

The 6-foot-4-inch, 222-pound signal caller became the fifth Heisman Trophy winner to be drafted by the Oilers/Titans, joining **Billy Cannon**, **Earl Campbell**, **Mike Rozier** and **Eddie George**. **Derrick Henry** became the sixth Heisman winner drafted by the club when he was selected in 2016.

At the 2015 NFL Scouting Combine, he finished among the top three quarterbacks in the 40-yard dash, vertical jump, broad jump, three-cone drill and 20-yard shuttle. His 4.52-second 40-yard dash gave him the fastest quarterback time at the Combine since Griffin's 4.41 in 2012.

Mariota is a native of Honolulu, Hawaii.

2019 Notes:

➤ **At Cleveland (9/8)**, completed 14 of 24 passes for 248 yards, three touchdowns and a passer rating of 133.3. It was the fifth-highest passer rating of his career (minimum 20 attempts) and the 16th best passer rating in franchise history. He recorded his ninth career game with at least three touchdown passes and his fifth career game with at least three touchdown passes and no interceptions. He tossed a 47-yard pass to wide receiver A.J. Brown in the first quarter and tied his career long with a 75-yard touchdown pass to running back Derrick Henry in the third quarter. In the fourth quarter, Mariota found tight end Delanie Walker for touchdown passes of 11 yards and seven yards.

➤ **Against Indianapolis (9/15)**, completed 19 of 28 passes for 154 yards and one touchdown without throwing an interception (93.5 passer rating). He added 32 rushing yards on five attempts. He opened the season with consecutive passer ratings of 90-plus for the first time since his rookie campaign of 2015. He threw a one-yard touchdown pass in the second quarter to offensive lineman David Quessenberry, who lined up as eligible on the play.

➤ **At Jacksonville (9/19)**, completed 23 of 40 passes for 304 yards with no interceptions and a passer rating of 81.7. It was his eighth career 300-yard passing game and his first since Nov. 26, 2018 at Houston. In the second half, he was 17-of-24 for 242 yards passing. He threw a 47-yard pass to wide receiver Tajaé Sharpe in the third quarter.

➤ **At Atlanta (9/29)**, completed 18 of 27 passes for 227 yards with three touchdowns and no interceptions, and he added three rushing attempts for 22 yards. His passer rating of 129.7 was the seventh-highest mark of his career in a game with at least 20 attempts to qualify. He notched his sixth career game with at least three touchdown passes and no interceptions. In the first quarter, he found wide receiver A.J. Brown for a 55-yard touchdown pass to give Mariota his seventh career touchdown pass of 55 yards or longer. He connected with Brown again for an 11-yard touchdown pass later in the first quarter. In the second quarter, he completed a 23-yard touchdown pass to wide receiver Corey Davis. It gave him three touchdown passes in the first half, marking the third time in his career he accomplished the feat and the first time since Nov. 13, 2016 against the Green Bay Packers.

➤ **Against Buffalo (10/6)**, completed 13 of 22 passes for 183 yards and added 13 rushing yards on five attempts. He became the NFL's only quarterback to start every game through five weeks without throwing an interception or losing a fumble. His totals included a 57-yard pass on a screen play to tight end Jonnu Smith in the third quarter, giving Mariota the seventh-longest pass of his career. He increased his franchise record to 191 consecutive passes attempted without throwing an interception.

➤ **At Denver (10/13)**, completed seven of 18 passes for 63 yards with two interceptions. His franchise-record streak of 205 consecutive passes without an interception comes to an end.



CONSECUTIVE PASSES WITHOUT AN INT

At Atlanta on Sept. 29, **Marcus Mariota** set a new franchise record for consecutive passes attempted without an interception. He eclipsed the record set by **Kerry Collins** of 161 passes without an interception in 2008.

After Mariota threw an interception against Jacksonville on Dec. 6, 2018, the next time he was intercepted was on Oct. 13, 2019. In total, he went 205 passes between interceptions.

Most consecutive passes without an interception, franchise history:

Player	Season(s)	Attempts
1. Marcus Mariota	2018–2019	205
2. Kerry Collins	2008	161
3. Jake Locker	2012–2013	159
4. Billy Joe Tolliver	1994	154

Mariota's 2019 Game-by-Game Statistics:

Passing																	Rushing				
Date/Opp	W-L	G/S	Att	Cmp	Pct	Yds	Yd/Att	TD	TD%	Int	Int%	Lg	Sack	Lost	Rate		Att	Yds	Avg	Lg	TD
9/8 at Cle	W	QB	24	14	58.3	248	10.3	3	12.5	0	0.0	75	4	32	133.3		3	24	8.0	13	0
9/15 vs. Ind	L	QB	28	19	67.9	154	5.5	1	3.6	0	0.0	25	4	35	93.5		5	32	6.4	15	0
9/19 at Jax	L	QB	40	23	57.5	304	7.6	0	0.0	0	0.0	47	9	55	81.7		6	34	5.7	12	0
9/29 at Atl	W	QB	27	18	66.7	227	8.4	3	11.1	0	0.0	55	0	0	129.7		3	22	7.3	11	0
10/6 vs. Buf	L	QB	22	13	59.1	183	8.3	0	0.0	0	0.0	57	5	33	86.0		5	13	2.6	4	0
10/13 at Den	L	QB	18	7	38.9	63	3.5	0	0.0	2	11.1	17	3	7	9.5		2	4	2.0	5	0
10/20 vs. LAC	W																				
10/27 vs. TB	W																				
11/3 at Car	L																				
11/10 vs. KC	W																				
11/24 vs. Jax	W																				
12/1 at Ind	W																				
12/8 at Oak																					
12/15 vs. Hou																					
12/22 vs. NO																					
12/29 at Hou																					

Mariota's Career Regular Season Statistics:

Passing																	Rushing				
Year	G	S	Att	Cmp	Pct	Yds	Yd/Att	TD	TD%	Int	Int%	Lg	Sack	Lost	Rate		Att	Yds	Avg	Lg	TD
2015	12	12	370	230	62.2	2,818	7.6	19	5.1	10	2.7	61t	38	258	91.5		34	252	7.4	87t	2
2016	15	15	451	276	61.2	3,426	7.6	26	5.8	9	2.0	60	23	156	95.6		60	349	5.8	41	2
2017	15	15	453	281	62.0	3,232	7.1	13	2.9	15	3.3	75t	27	173	79.3		60	312	5.2	34t	5
2018	14	13	331	228	68.9	2,528	7.6	11	3.3	8	2.4	61	42	243	92.3		64	357	5.6	27	2
2019	6	6	159	94	59.1	1,179	7.4	7	4.4	2	1.3	75	25	162	91.7		24	129	5.4	15	0
Totals	62	61	1,764	1,109	62.9	13,183	7.5	76	4.3	44	2.5	75	155	992	89.6		242	1,399	5.8	87	11

Mariota's Career Postseason Statistics:

Passing																	Rushing				
Year	G	S	Att	Cmp	Pct	Yds	Yd/Att	TD	TD%	Int	Int%	Lg	Sack	Lost	Rate		Att	Yds	Avg	Lg	TD
2017	2	2	68	41	60.3	459	6.8	4	5.9	1	1.5	36	10	62	93.9		12	83	6.9	17	0

Mariota's Regular Season Single-Game Highs:

Attempts - 44 (twice, last vs. Cincinnati, 11/12/17)

Completions - 30 vs. Philadelphia (9/30/18)

Passing Yards - 371 at New Orleans (11/8/15)

Touchdown Passes - 4 (Three times, last vs. Green Bay, 11/13/16)

Long Completion - 75t (Twice, last at Cleveland, 9/8/19)

Rushing Attempts - 10 (Three times, last at Dallas, 11/5/18)

Rushing Yards - 112 vs. Jacksonville (12/6/15)

Long Rush - 87t vs. Jacksonville (12/6/15)

Rushing Touchdowns - 2 at Houston (10/1/17)

Mariota's Playoff Single-Game Highs:

Attempts - 37 at New England (1/13/18)

Completions - 22 at New England (1/13/18)

Passing Yards - 254 at New England (1/13/18)

Touchdown Passes - 2 (twice, last at New England, 1/13/18)

Long Completion - 36 at New England (1/13/18)

Rushing Attempts - 8 at Kansas City (1/6/18)

Rushing Yards - 46 at Kansas City (1/6/18)

Long Rush - 17 at Kansas City (1/6/18)

Rushing Touchdowns - (none)

MARCUS MARIOTA'S STARTING RECORD WHEN ...

Record When Mariota	2015	2016	Regular Season		2019	Career	Career Playoffs
			2017	2018			
Starts at quarterback	3-9	8-7	9-6	7-6	2-4	29-32	1-1
Starts vs. division opponents	1-2	1-4	5-1	1-2	0-2	8-11	0-0
Passes for 300 or more yards	1-1	0-1	1-1	1-1	0-1	3-5	0-0
Completes 1 or more TD passes	3-4	6-5	8-2	4-2	2-1	23-14	1-1
Completes 2 or more TD passes	3-3	6-4	2-1	4-1	2-0	17-9	1-1
Completes 3 or more TD passes	3-1	3-1	0-0	0-0	2-0	8-2	0-0
Starts and passes for no INTs	2-3	5-3	4-2	4-2	2-3	17-13	0-1
Completes 70.0% of his passes	2-0	4-0	1-0	3-3	0-0	10-3	0-0
Has a passer rating of 80.0+	3-3	6-4	5-1	5-3	2-3	21-14	1-1
Has a passer rating of 90.0+	3-1	6-2	5-1	5-3	2-1	21-8	0-1
Has a passer rating of 100.0+	3-0	6-1	2-1	3-1	2-0	16-3	0-0
Sacked 0 times	1-0	3-1	2-0	0-1	1-0	7-2	0-0
Rushes for 1 or more TDs	1-1	1-1	1-3	2-0	0-0	5-5	0-0
Rushes for 2 or more TDs	0-0	0-0	0-1	0-0	0-0	0-1	0-0
Rushes and Passes for 1 TD	1-0	1-1	1-1	2-0	0-0	5-2	0-0



MARCUS MARIOTA'S GAME-WINNING DRIVES

In his NFL career, quarterback **Marcus Mariota** has led 12 game-winning drives in the fourth quarter of overtime, including the regular season and postseason. That includes five games in 2017: a 36-22 win against Indianapolis (10/16), a 12-9 victory at Cleveland (10/22), a 24-20 win against Cincinnati (11/12), a 20-16 win at Indianapolis (11/26) and a 22-21 win at Kansas City (1/6) in the playoffs. In 2018, he led a game-winning drive in a 9-6 win at Jacksonville (9/23), in a 26-23 overtime win against Philadelphia (9/30) and in a 26-22 victory against the New York Jets (12/2).

Per the Elias Sports Bureau, a game-winning drive is defined as when a quarterback's team scores on an offensive possession to put the team ahead (whether tied or from behind) for good in the fourth quarter or overtime.

Marcus Mariota's game-winning drives:

Date/Opp.	4th Qtr Deficit/Tie	Score, Start of Drive	Drive Start	Mariota's Drive Stats (Att-Cmp-Yds, TD, Rushing)	Drive Totals	Drive End	Scoring Play	Final Score
11/8/15 at NO	28-28	28-28	15:00 (OT)	6-6-62, 1 TD, 3 rushes for 18 yds	9-80-5:10	9:50	Mariota 5-yard pass to Anthony Fasano	34-28
12/6/15 vs. Jax	28-32	28-32	10:09	1-1-5, 1 TD, 2 rushes for 89 yds	3-90-1:39	8:30	Marcus Mariota 87-yard run	42-39
9/18/16 at Det	3-15	10-15	7:04	10-10-82, 1 TD, 4 rushes for 19 yds	13-83-5:51	1:13	Mariota 9-yard pass to Andre Johnson	16-15
12/18/16 at KC	7-17	16-17	1:07	4-3-40, 0 TD, 0 rushes	6-40-1:07	0:00	Ryan Succop 53-yd FG	19-17
10/16/17 vs. Ind	15-19	22-22	7:27	3-3-74, 1 TD, 0 rushes	4-75-1:58	5:29	Mariota 53-yard pass to Taywan Taylor	36-22
10/22/17 at Cle	9-9	9-9	5:57 (OT)	1-1-8, 0 TD, 5 rushes for 12 yds	7-20-4:02	2:00	Ryan Succop 47-yd FG	12-9
11/12/17 vs. Cin	17-20	17-20	5:03	10-5-53, 1 TD, 3 rushes for 15 yds	12-73-4:27	0:36	Mariota 7-yd pass to DeMarco Murray	24-20
11/26/17 at Ind	13-16	13-16	11:24	3-2-29, 1 TD, 7 rushes for 42 yds	9-77-5:25	5:59	DeMarco Murray 1-yd run	20-16
1/6/18 at KC*	10-21	16-21	11:15	7-4-40, 1 TD, 2 rushes for 19 yds	11-80-5:09	6:06	Mariota 22-yd pass to Eric Decker	22-21
9/23/18 at Jax	6-6	6-6	10:48	4-3-32, 0 TD, 0 rushes	12-65-6:42	4:06	Ryan Succop 28-yd FG	9-6
9/30/18 vs. Phi	10-17	20-23	6:19 (OT)	11-5-48, 1 TD, 2 rushes for 24 yds	16-75-6:14	0:05	Mariota 10-yd pass to Corey Davis	26-23
12/2/18 vs. NYJ	13-22	19-22	1:46	5-3-39, 1 TD, 1 rush for 27 yds	6-86-1:10	0:36	Mariota 11-yd pass to Corey Davis	26-22

* Playoff game



GAME-WINNING DRIVES FROM 2017-18

From 2017 through 2018, only two NFL quarterbacks recorded more game-winning drives than **Marcus Mariota**. Including the regular season and playoffs, he had eight such drives, tied with **Case Keenum** behind only **Dak Prescott** and **Drew Brees**.

Mariota's game-winning drives in that time period included games against Indianapolis (Oct. 16, 2017), at Cleveland (Oct. 22, 2017), against Cincinnati (Nov. 12, 2017), at Indianapolis (Nov. 26, 2017), at Kansas City (playoff game on Jan. 6, 2018), at Jacksonville (Sept. 23, 2018), against Philadelphia (Sept. 30, 2018) and against the New York Jets (Dec. 2, 2018).

Most game-winning drives by quarterbacks from 2017–2018, including playoffs:

Player	Team(s)	Game-Winning Drives
1. Dak Prescott	Dallas Cowboys	10
2. Drew Brees	New Orleans	9
3. Marcus Mariota	Tennessee Titans	8
Case Keenum	Denver/Minnesota	8
5. Andy Dalton	Cincinnati Bengals	7
Ben Roethlisberger	Pittsburgh Steelers	7
7. Tom Brady	New England Patriots	6
Nick Foles	Philadelphia Eagles	6
Jared Goff	Los Angeles Rams	6
Russell Wilson	Seattle Seahawks	6

FRANCHISE LEADING PASSERS

On Nov. 26, 2018 at Houston, **Marcus Mariota** qualified for several of the franchise's all-time passing records. During the game, Mariota reached 1,500 career passing attempts, the benchmark to qualify for NFL and team passing records in career completion percentage and career passer rating, among other categories.

When Mariota hit 1,500 attempts, he became the franchise's all-time leader in completion percentage and passer rating, moving in front of former record holder **Steve McNair** (59.5 completion percentage and 83.3 passer rating) at the top of the leaderboard.

Highest career passer rating in franchise history (minimum 1,500 attempts):

Player	Seasons	Passer Rating
1. Marcus Mariota	2015–present	89.6
2. Steve McNair	1995–2005	83.3
3. Warren Moon	1984–1993	80.4
4. George Blanda	1960–1966	62.5
5. Dan Pastorini	1971–1979	61.0

Highest career completion percentage in franchise history (minimum 1,500 attempts):

Player	Seasons	Completion Pct.
1. Marcus Mariota	2015–present	62.9
2. Steve McNair	1995–present	59.5
3. Warren Moon	1984–1993	57.9
4. Dan Pastorini	1971–1979	51.5
5. George Blanda	1960–1966	48.4

Most passing yards, franchise history:

Player	Seasons	Passing Yards
1. Warren Moon	1984–1993	33,685
2. Steve McNair	1995–2005	27,141
3. George Blanda	1960–1966	19,149
4. Dan Pastorini	1971–1979	16,864
5. Marcus Mariota	2015–present	13,183
6. Vince Young	2006–2010	8,098
7. Kerry Collins	2006–2010	6,804
8. Ken Stabler	1980–1981	5,190
9. Pete Beathard	1967–1969	5,128
10. Jake Locker	2011–2014	4,967

12,000/1,200 CLUB

In his first four NFL seasons, **Marcus Mariota** passed for 12,004 yards and rushed for an additional 1,270 yards. He became the fifth player in NFL history with at least 12,000 passing yards and 1,200 rushing yards in his first four seasons.

Jeff Garcia became the first quarterback to accomplish the feat in 2002. Since then, four more signal callers matched the feat: **Cam Newton**, **Russell Wilson**, **Blake Bortles** and Mariota.

Players in NFL history with 12,000 passing yards and 1,200 rushing yards in their first four NFL seasons (through 2018):

Player	Seasons	Team	Passing Yards	Rushing Yards
Marcus Mariota	2015–2018	Tennessee	12,004	1,200
Blake Bortles	2014–2017	Jacksonville	14,928	1,410
Russell Wilson	2012–2015	Seattle	13,974	2,430
Cam Newton	2011–2014	Carolina	14,426	2,571
Jeff Garcia	1999–2002	San Francisco	13,704	1,252

MARIOTA'S FOUR-YEAR WIN TOTAL

Marcus Mariota won 27 games as a starter from 2015 through 2018. It was the most by any quarterback in his first four seasons with the franchise since **George Blanda** joined the Oilers as a 10-year veteran in 1960 and earned 34 wins through 1963.

Mariota won three games as a rookie in 2015. He won eight games in his second season and led the team to the playoffs with nine wins in his third year. In 2018, he registered seven wins as a starter.

Most wins by a starting quarterback in his first four seasons with the Titans/Oilers, franchise history:

Quarterback	Seasons	Wins in ...				
		Year 1	Year 2	Year 3	Year 4	Total
1. George Blanda	1960-1963	8	9	11	6	34
2. Marcus Mariota	2015-2018	3	8	9	7	27
3. Vince Young	2006-2009	8	9	1	8	26
4. Steve McNair	1995-1998	2	2	8	8	20
5. Warren Moon	1984-1987	3	4	5	7	19
6. Kenny Stabler	1980-1981	11	5	-	-	16
Pete Beathard	1967-1969	7	3	6	-	16

RED ZONE PASSING

Since the time he entered the NFL in 2015, Titans quarterback **Marcus Mariota** has been one of the NFL's most efficient quarterbacks in the red zone. During that time, Mariota has completed 51 touchdown passes with only one interception inside the opponents' 20-yard line.

Highest red zone passer rating from 2015–2019 (from the opponents' 1-19 yard lines; minimum 100 attempts):

Player	Att	Cmp	Pct	Yds	TD	Int	Rate
1. Andrew Luck	191	127	66.5	813	63	2	110.4
2. Patrick Mahomes	145	89	61.4	638	43	1	108.3
3. Drew Brees	374	255	68.2	1,451	96	7	106.9
4. Marcus Mariota	201	114	56.7	800	51	1	103.4
5. Deshaun Watson	135	79	58.5	597	47	2	102.7
6. Tom Brady	392	239	61.0	1,615	101	7	102.2
7. Josh McCown	106	57	53.8	347	21	0	100.1
8. Carson Wentz	250	139	55.6	915	66	2	99.9
9. Jared Goff	234	134	57.3	879	60	3	99.7
10. Jimmy Garoppolo	116	71	61.2	473	23	3	98.9

SINGLE-SEASON COMPLETION % RECORD

In 2018, **Marcus Mariota** set a new single-season franchise record by a large margin. He had a completion rate of 68.9 percent, completing 228 of his 331 passes on the year.

Through the franchise's first 58 seasons (1960–2017), no quarterback recorded a completion percentage above 66.0 percent. **Cody Carlson** established the previous benchmark in 1992 by completing 65.6 percent of his passes (149 of 227).

Mariota tied **Derek Carr** for fifth place in the NFL in completion percentage. Only New Orleans quarterback **Drew Brees** (74.4), Minnesota's **Kirk Cousins** (70.1), Philadelphia's **Carson Wentz** (69.6) and Atlanta's **Matt Ryan** (69.4) fared better.

Highest single-season completion percentage, franchise history:

Player	Season	Pass Attempts	Completions	Completion Percent
1. Marcus Mariota	2018	331	228	68.9
2. Cody Carlson	1992	227	149	65.6
3. Warren Moon	1992	346	224	64.7
4. Ken Stabler	1980	457	293	64.1
5. Chris Chandler	1995	356	225	63.2
6. Steve McNair	2000	396	248	62.6
7. Steve McNair	2003	400	250	62.5
8. Vince Young	2007	382	238	62.3
9. Marcus Mariota	2015	370	230	62.2
10. Marcus Mariota	2017	453	281	62.0

MARIOTA AT AGE 25

Marcus Mariota celebrated his 25th birthday on Oct. 30, 2018. He became only the ninth quarterback since the NFL-AFL merger in 1970 to pass for at least 10,000 yards before his 25th birthday.

The list also includes **Drew Bledsoe** (14,642 passing yards before his 25th birthday), **Jameis Winston** (14,628), **Josh Freeman** (12,963), **Peyton Manning** (12,287), **Matthew Stafford** (12,272), **Dan Marino** (11,975), **Cam Newton** (11,299) and **Blake Bortles** (11,241).

Among the nine players to accomplish the feat, Mariota led the group in completion percentage (62.2) and ranked third in passer rating (87.5) behind only Marino (96.6) and Winston (87.8).

Mariota (1,098), Newton (2,032 rushing yards) and Bortles (1,088) were the only three players with 10,000 passing yards and 1,000 rushing yards before age 25.

Players since the 1970 NFL-AFL merger with 10,000 passing yards before age 25 (through 2018):

Player	Completion Pct.	Passing Yards	Passer Rating
Drew Bledsoe	55.1	14,642	72.0
Jameis Winston	61.6	14,628	87.8
Josh Freeman	58.8	12,963	79.8
Peyton Manning	60.4	12,287	85.4
Matthew Stafford	59.8	12,272	82.3
Dan Marino	61.1	11,975	96.6
Cam Newton	59.8	11,299	86.4
Blake Bortles	58.8	11,241	79.6
Marcus Mariota	62.2	10,506	87.5

MARIOTA'S FIRST POSTSEASON

In his first career postseason, **Marcus Mariota** completed 41 of 68 passes for 459 yards with four touchdowns and one interception in two games—both on the road. He led the team to a Wild Card victory at Kansas City on Jan. 6, 2018.

His 93.9 passer rating was the franchise's fourth-best in a single postseason (minimum 20 attempts), ranking behind only **George Blanda's** 117.8 in 1960, **Warren Moon's** 106.0 in 1991 and Moon's 103.0 in 1992.

In a single postseason with the franchise, Mariota also finished sixth in completions, sixth in yards and tied for second in touchdown passes.

Highest passer rating in a postseason, franchise history (minimum 20 attempts):

Player	Postseason	Att	Cmp	Yds	TD	Int	Rating
1. George Blanda	1960	31	16	301	3	0	117.8
2. Warren Moon	1991	76	55	596	5	2	106.0
3. Warren Moon	1992	50	36	371	4	2	103.0
4. Marcus Mariota	2017	68	41	459	4	1	93.9
5. Warren Moon	1989	48	29	315	2	0	93.7
6. Warren Moon	1993	43	32	306	1	1	91.8
7. Steve McNair	2002	80	48	532	3	2	81.9
8. Warren Moon	1987	75	45	537	2	3	74.1
9. Dan Pastorini	1978	70	44	602	4	6	73.6
10. Kerry Collins	2008	42	26	281	0	1	71.6

TITANS TIDBITS: MARCUS MARIOTA

➤ In 2016, Mariota launched his Motiv8 Foundation, which serves the communities of Middle Tennessee, Eugene and Honolulu. The Motiv8 Foundation aims to create and support economic and educational programs and athletic activities to provide an alternative outlet for youth of troubled neighborhoods and backgrounds.

➤ The Motiv8 Foundation puts on two full-scale golf tournaments in Honolulu and Portland. It also has fed 5,000 homeless and workers in the homeless field on Oahu and Maui and additionally donated 1,000 pounds of dog food to two dog shelters on Oahu. The foundation will be hosting a job fair for homeless families and will be also donating a year supply of toiletries to more than 30 shelters across the state of Hawaii.

➤ Annually, Motiv8 sponsors the attendance of 1,200+ kids to a University of Hawaii game, 300+ kids to a Oregon Ducks game and more than a 100 kids to a Tennessee Titans game.

➤ Motiv8 also continues to be a major player in high school football in the state of Hawaii with is presenting sponsorship of the nationally-televised Polynesian Bowl.

➤ In 2018, the Motiv8 Foundation launched the Ardel Deppe Community Football Coach Award to recognize three Hawaii football coaches from any level of play who best exemplify Marcus' grandfather's spirit of going the extra mile and giving back to the community.

➤ He is the oldest son of Toa and Alana Mariota. His younger brother, Matthew, is a tight end at Oregon.

➤ Mariota credits much of his athletic success to playing soccer in his youth. By the time he was eight years old, he was wearing a soccer jersey with the number 8, and he has kept the jersey number ever since then.



SINGLE-GAME COMPLETION %, NFL HISTORY

On Nov. 26, 2018, **Marcus Mariota** completed 22 of 23 passes for 303 yards. His completion rate of 95.65 percent set a franchise record and was the second-highest single-game completion percentage in NFL history (minimum 20 attempts). Los Angeles Chargers quarterback **Philip Rivers** set the all-time NFL record the day before Mariota's performance at Houston, completing 96.55 percent of his passes (28 of 29) against the Arizona Cardinals on Nov. 25.

Prior to Week 12 of the 2018 campaign, the previous NFL record holder was **Kurt Warner**, who completed 92.31 percent of his passes for Arizona against Jacksonville on Sept. 20, 2009 (24 of 26).

Highest completion percentage in a game in NFL history (minimum 20 attempts to qualify; through 2018):

Player	Team	Opp	Date	Att	Cmp	Pct
1. Philip Rivers	LAC	Ari	11/25/18	29	28	96.55
2. Marcus Mariota	Ten	at Hou	11/26/18	23	22	95.65
3. Kurt Warner	Ari	Jax	9/20/09	26	24	92.31
4. Vinny Testaverde	Cle	LAR	12/26/93	23	21	91.30
5. Ken Anderson	Cin	Pit	11/10/74	22	20	90.91

Mariota broke the franchise's single-game completion-percentage record held by former Oilers signal caller **Chris Chandler**, who completed 88.5 percent of his passes (23 of 26) at Cincinnati on Sept. 24, 1995.

Highest completion percentage in a game in franchise history (minimum 20 attempts to qualify):

Player	Opp	Date	Att	Cmp	Pct
1. Marcus Mariota	at Hou	11/26/18	23	22	95.65
2. Chris Chandler	at Cin	9/24/95	26	23	88.46
3. Ken Stabler	Bal	9/21/80	21	18	85.71
4. Steve McNair	Ind	12/8/02	23	19	82.61
5. Warren Moon	Mia	10/1/89	23	19	82.61
6. Ken Stabler	at Cle	9/15/80	28	23	82.14
7. Marcus Mariota	Jax	10/27/16	22	18	81.82
8. Chris Chandler	at Cle	11/5/95	20	16	80.00

ROOKIE ACCURACY

In 2015, Titans quarterback **Marcus Mariota** posted one of the highest completion percentages in NFL history among rookie quarterbacks. His completion percentage of 62.2 was the fifth best all-time among rookies.

Mariota's completion percentage would shattered the franchise's rookie record. Until Mariota, **Vince Young's** completion percentage of 51.5 in 2006 was the best among rookie qualifiers in team annals.

Highest completion percentage among rookie quarterbacks in NFL history (through 2015; minimum 14 passes per team game, or 224 attempts per 16 games):

Quarterback	Year	Team	Comp	Att	Pct
1. Ben Roethlisberger	2004	Pittsburgh	196	295	66.4
2. Robert Griffin III	2012	Washington	258	393	65.7
3. Teddy Bridgewater	2014	Minnesota	259	402	64.4
4. Russell Wilson	2012	Seattle	252	393	64.1
5. Marcus Mariota	2015	Tennessee	227	364	62.2
6. Matt Ryan	2008	Atlanta	265	434	61.1
7. Carson Palmer	2004	Cincinnati	263	432	60.9
8. Nick Foles	2012	Philadelphia	161	265	60.8
9. Joe Flacco	2008	Baltimore	257	428	60.1
10. Sam Bradford	2010	St. Louis	354	590	60.0

FRANCHISE SINGLE-GAME PASSER RATINGS

Against the Packers on Nov. 13, 2016, **Marcus Mariota** completed 19 of 26 passes for 295 yards with four touchdowns and no interceptions. His passer rating for the game was 149.8.

Among all games in franchise history, Mariota's passer rating against the Packers ranks second (minimum 20 attempts). The only one that tops it is a perfect 158.3 by **Chris Chandler** against the Cincinnati Bengals on Sept. 24, 1995.

Mariota already owns three of the franchise's four best single-game passer ratings and six of the team's 18 best performances. His 148.1 passer rating against the Jacksonville Jaguars on Oct. 27, 2016 is third on the list, while his 147.7 passer rating at the Houston Texans on Nov. 26, 2018 is fourth.

In his NFL debut at Tampa Bay on Sept. 13, 2015, Mariota had a perfect 158.3 passer rating. However, his 15 attempts fell short of the 20 attempts required to qualify in the NFL's official record books.

Top single-game passer ratings in franchise history (minimum 20 attempts):

Player	Date	Opp	Att	Cmp	Yds	TD	Int	Rate
1. Chris Chandler	09/24/95	Cin	26	23	352	4	0	158.3
2. Marcus Mariota	11/13/16	GB	26	19	295	4	0	149.8
3. Marcus Mariota	10/27/16	Jax	22	18	270	2	0	148.1
4. Marcus Mariota	11/26/18	Hou	23	22	303	2	0	147.7
5. Steve McNair	10/12/03	Hou	27	18	421	3	0	146.8
6. Warren Moon	11/18/90	Cle	32	24	322	5	0	146.1
7. Warren Moon	11/26/90	Buf	22	16	300	2	0	145.1
8. Chris Chandler	11/26/95	Den	26	18	280	3	0	143.1
9. Warren Moon	10/01/89	Mia	23	19	254	2	0	141.7
10. Warren Moon	11/15/87	Pit	22	16	239	2	0	138.3
11. Chris Chandler	09/08/96	Jac	22	14	226	3	0	137.5
12. Steve McNair	12/26/99	Jac	33	23	291	5	0	136.5
13. Marcus Mariota	11/08/15	NO	39	28	371	4	0	135.7
14. Warren Moon	11/14/93	Cin	31	23	225	4	0	133.7
15. Steve McNair	10/18/98	Cin	21	16	277	1	0	133.5
16. Marcus Mariota	09/08/19	Cle	24	14	248	3	0	133.3
17. George Blanda	11/19/61	NYT	32	20	418	7	1	132.8
18. Marcus Mariota	10/16/16	Cle	24	17	284	3	1	132.6



RUSH TO THE RECORD BOOKS

On Dec. 6, 2015 against Jacksonville, **Marcus Mariota** rushed for an 87-yard touchdown against Jacksonville and finished the game with 112 rushing yards on nine attempts.

The 87-yard run was the longest run in franchise history by a quarterback and at the time was the fifth-longest run overall for the team, behind three rushes by running back **Chris Johnson** (94, 91 and 89 yards) and one rush by running back **Sid Blanks** (91).

Steve McNair previously recorded the longest run in franchise history by a quarterback with a 71-yard attempt in 1998 (Nov. 8 at Tampa Bay).

Longest rushing attempts in franchise history:

Player	Date	Opp	Rush
1. Derrick Henry	12/6/18	Jacksonville	99t
2. Chris Johnson	12/17/12	New York Jets	94t
3. Chris Johnson	9/20/09	Houston	91t
Sid Blanks	12/13/64	New York Jets	91t
5. Chris Johnson	11/1/09	Jacksonville	89t
6. Marcus Mariota (QB)	12/6/15	Jacksonville	87t
7. Chris Johnson	11/29/09	Arizona	85t
8. Chris Johnson	10/21/12	at Buffalo	83t
9. Earl Campbell	11/20/78	Miami	81t
10. Chris Johnson	11/4/12	Chicago	80t
LenDale White	10/19/08	at Kansas City	80t
Larry Moriarty	9/11/83	at L.A. Raiders	80

From 1960–2016, only two quarterbacks recorded a run longer than Mariota's 87-yarder. Oakland's **Terrelle Pryor** set the NFL quarterback record with 93-yard touchdown run for the Oakland Raiders in 2013 (Oct. 27 against Pittsburgh), and most recently San Francisco's **Colin Kaepernick** had a 90-yard touchdown run in 2014 at the San Diego Chargers (Dec. 20).

Longest rushing attempts since 1960 history among NFL quarterbacks (through 2017):

Player	Date	Date/Opp	Rush
1. Terrelle Pryor	Oak	10/27/13 vs. Pit	93
2. Colin Kaepernick	SF	12/20/14 at SD	90
3. Marcus Mariota	Ten	11/6/15 vs. Jax	87

Mariota's 112 rushing yards against the Jaguars set a new single-game record among Titans/Oilers quarterbacks, topping the record of 95 yards held by **Steve McNair** (Nov. 8, 1998 at Tampa Bay).

Most single-game rushing yards by a quarterback in franchise history:

Player	Date	Opp	Rush Yds
1. Marcus Mariota	12/6/15	Jacksonville	112
2. Steve McNair	11/8/98	at Tampa Bay	95
3. Steve McNair	12/21/97	Pittsburgh	90
4. Vince Young	12/10/06	at Houston	86
5. Steve McNair	12/13/98	at Jacksonville	81

#17 • QB RYAN TANNEHILL

[CLICK FOR COMPLETE BIO](#)



Quarterback **Ryan Tannehill** (6-4, 207) is in his eighth NFL season and his first campaign with the Titans. He was originally a first-round selection (eighth overall) by the Miami Dolphins in the 2012 NFL Draft.

Tannehill was acquired by the Titans in a trade with the Dolphins on March 15, 2019. The Titans sent a seventh-round pick in 2019 and a fourth-round selection in 2020 to Miami in exchange for Tannehill and a 2019 sixth-rounder.

Over his first seven NFL seasons, he started 88 games, threw for 20,434 yards and 123 touchdowns, and rushed for 1,210 yards and six scores. When he left Miami, he ranked second in franchise history behind **Chad Pennington** in both career completion percentage (62.8) and career passer rating (87.0). He authored 13 game-winning drives.

In 2018, while being limited by injury to 11 starts, Tannehill threw for 1,979 yards and 17 touchdowns.

During the first four seasons of his career (2012-15), Tannehill's passing yardage total—15,460 yards—was the third highest mark in NFL history, behind only **Peyton Manning** and **Dan Marino**. Tannehill's two 4,000-yard passing seasons (2015 and 2014) were the only ones recorded by a Dolphins quarterback other than Marino (six times). The Dolphins reached the playoffs in 2016, breaking an eight-year postseason drought.

A native of Big Spring, Texas, Tannehill attended Texas A&M, where he earned honorable mention All-America honors as a senior. He played both quarterback and wide receiver, passing for 5,450 yards and 42 touchdowns and adding 112 receptions for 1,596 yards and 10 scores.

2019 Notes:

➤ **At Cleveland (9/8)**, made his Titans regular season debut in the fourth quarter but did not attempt a pass.

➤ **At Denver (10/13)**, entered the contest in the second half and completed 13 of 16 passes for 144 yards with one interception (78.1 passer rating). His first pass as a member of the Titans went to wide receiver Corey Davis for five yards in the third quarter. He completed a 25-yard pass to tight end Anthony Firkser in the fourth quarter.

➤ **Against the Los Angeles Chargers (10/20)**, earned a victory in his first start as a member of the Titans and was credited with his 14th career game-winning drive. He completed 23 of 29 passes for 312 yards, two touchdowns and one interception. His 79.3 completion percentage set a career high for games with a minimum of 20 attempts, and it also qualified (minimum 20 attempts) as the 10th-best in franchise history. His 120.1 passer rating ranked 10th in his eight-year career (minimum 20 attempts). He completed an eight-yard touchdown pass to wide receiver Corey Davis in the final minute of the first half. In the fourth quarter, he completed a go-ahead touchdown pass on third-and-goal with a five-yard scoring strike to wide receiver Tajaé Sharpe. He recorded his 17th career 300-yard passing game and his first since passing for 319 yards against the Cleveland Browns as a member of the Miami Dolphins on Sept. 25, 2016.

➤ **Against Tampa Bay (10/27)**, completed 21 of 33 passes for 193 yards and three touchdowns with no interceptions. His 109.8 passer rating gave him consecutive passer ratings above 100.0 in his first two starts of the season. He authored his 24th career game with a passer rating of at least 100.0 with a record of 20-4 in such outings. He completed touchdown passes in the first quarter of five yards to tight end Jonnu Smith and six yards to wide receiver Tajaé Sharpe. In the fourth quarter, he engineered a 90-yard drive and connected with wide receiver A.J. Brown for the game-winning, eight-yard touchdown pass. Tannehill notched a game-winning drive for the second consecutive week (15th career). He also recorded his seventh career game (7-0) with at least three touchdowns and no interceptions.

➤ **At Carolina (11/3)**, completed 27 of 39 passes for 331 yards and a touchdown (82.3 passer rating) and added four rushing attempts for 38 yards, including a 10-yard touchdown. He completed a 23-yard touchdown pass on a screen play to running back Derrick Henry in the fourth quarter. He notched his 18th career 300-yard passing game and his second 300-yard game in a three-week span. His 331 passing yards were his most in a game since Sept. 11, 2016 (387 vs. Seattle) as a member of the Miami Dolphins. He picked up 25 yards on a run in the third quarter, leading to a Titans touchdown. It was his longest rushing attempt since Dec. 27, 2015 (28 vs. Indianapolis). He recorded his third career game with at least one rushing touchdown and at least one passing touchdown, as well as his first career game with at least 300 passing yards and a rushing touchdown.

Tannehill's 2019 Game-by-Game Statistics:

Passing																Rushing				
Date/Opp	W-L	G/S	Att	Cmp	Pct	Yds	Yd/Att	TD	TD%	Int	Int%	Lg	Sack	Lost	Rate	Att	Yds	Avg	Lg	TD
9/8 at Cle	W		0	0	-	0	-	0	-	0	-	-	0	0	-	2	-2	-1.0	-1	0
9/15 vs. Ind	L									Did Not Play										
9/19 at Jax	L									Did Not Play										
9/29 at Atl	W									Did Not Play										
10/6 vs. Buf	L									Did Not Play										
10/13 at Den	L		16	13	81.3	144	9.0	0	0.0	1	6.3	25	4	35	78.1	1	6	6.0	6	0
10/20 vs. LAC	W	QB	29	23	79.3	312	10.8	2	6.9	1	3.4	38	2	17	120.1	5	7	1.4	6	0
10/27 vs. TB	W	QB	33	21	63.6	193	5.8	3	9.1	0	0.0	26	3	19	109.8	4	-3	-0.8	1	0
11/3 at Car	L	QB	39	27	69.2	331	8.5	1	2.6	2	5.1	35	4	21	82.3	4	38	9.5	25	1
11/10 vs. KC	W	QB	19	13	68.4	181	9.5	2	10.5	0	0.0	52	4	35	133.9	3	37	12.3	18	0
11/24 vs. Jax	W	QB	18	14	77.8	259	14.4	2	11.1	0	0.0	65	1	7	155.8	7	40	5.7	21	2
12/1 at Ind	W	QB	22	17	77.3	182	8.3	2	9.1	0	0.0	40	6	44	131.2	4	5	1.25	8	0
12/8 at Oak																				
12/15 vs. Hou																				
12/22 vs. NO																				
12/29 at Hou																				

Tannehill's Career Regular Season Statistics (2012-18 with Miami):

Passing																Rushing				
Year	G	S	Att	Cmp	Pct	Yds	Yd/Att	TD	TD%	Int	Int%	Lg	Sack	Lost	Rate	Att	Yds	Avg	Lg	TD
2012	16	16	484	282	58.3	3,294	6.8	12	2.5	13	2.7	80	35	234	76.1	49	211	4.3	31	2
2013	16	16	588	355	60.4	3,913	6.7	24	4.1	17	2.9	67	58	399	81.7	40	238	6.0	48	1
2014	16	16	590	392	66.4	4,045	6.9	27	4.6	12	2.0	50	46	337	92.8	56	311	5.6	40	1
2015	16	16	586	363	61.9	4,208	7.2	24	4.1	12	2.0	54	45	420	88.7	32	141	4.4	28	1
2016	13	13	389	261	67.1	2,995	7.7	19	4.9	12	3.1	74	29	216	93.5	39	164	4.2	18	1
2017	0	0								Injured Reserve										
2018	11	11	274	176	64.2	1,979	7.2	17	6.2	9	3.3	75	35	279	92.7	32	145	4.5	20	0
2019	8	6	176	128	72.7	1,602	9.1	12	6.8	4	2.3	65	24	178	113.9	30	128	4.3	25	3
Totals	96	94	3,087	1,957	63.4	22,036	7.1	135	4.4	79	2.6	80	272	2,063	88.6	278	1,338	4.8	48	9

Tannehill's Regular Season Single-Game Highs:**Attempts** - 58 at N.Y. Jets (11/29/15)**Completions** - 35 vs. Minnesota (12/21/14)**Passing Yards** - 431 at Arizona (9/30/12)**Touchdown Passes** - 4 (Twice, last vs. Houston, 10/25/15)**Long Completion** - 80 at Arizona (9/30/12)**Completion Percentage** - 79.3 vs. L.A. Chargers (10/20/19)**Passer Rating** - 155.3 vs. Oakland (9/23/18)**Rushing Attempts** - 8 (Twice, last at N.Y. Jets 9/16/18)**Rushing Yards** - 56 at Pittsburgh (12/8/13)**Long Rush** - 48 at Pittsburgh (12/8/13)**Rushing Touchdowns** - 2 vs. Jacksonville (11/24/19)

➤ **Against Kansas City (11/10)**, completed 13 of 19 passes for 181 yards and two touchdowns with no interceptions. His 133.9 passer rating gave him his third passer rating over 100 in four games since taking over the starting quarterback role. He added three rushing attempts for 37 yards, including an 18-yard scramble during the game-winning touchdown drive late in the fourth quarter. He found tight end Anthony Firkser for a nine-yard touchdown in the second quarter, and with 23 seconds remaining in the fourth quarter, he completed a game-winning, 23-yard touchdown pass to wide receiver Adam Humphries. His third game-winning drive in four starts with the Titans gave him 16 career game-winning drive. It was his second career game in which he completed a game-winning touchdown pass when his team trailed by more than three points in the final minute of the fourth quarter (Dec. 9, 2018 vs. New England). He added a run for a two-point conversion following his game-winning touchdown pass. It was the first run for a two-point conversion in his career. In the second quarter, he connected with wide receiver Kalif Raymond for a season-long 52-yard pass.

➤ **Against Jacksonville (11/24)**, recorded his fourth win in five games as a starter for the Titans, completing 14 of 18 passes for 259 yards and two touchdowns with a passer rating of 155.8. He completed a one-yard touchdown pass to offensive lineman Dennis Kelly in the third quarter and a 65-yard touchdown to wide receiver A.J. Brown in the third quarter. He completed five total passes of 20-plus yards. In addition to his 65-yard touchdown pass, he converted a third down with a 24-yard pass on a screen play to Dion Lewis in the first quarter, found tight end MyCole Pruitt for a 20-yard pass in the first quarter, added a 24-yard pass to wide receiver Corey Davis in the second quarter, and connected again with Brown for a 36-yard play in the third quarter. He registered his second game of 2019 and his fourth career game with at least one touchdown pass and at least one touchdown run. It was his first career game with multiple touchdown passes and multiple touchdown runs. Tannehill rushed for 40 yards on seven attempts and set a career high with two rushing touchdowns. He

notched his third consecutive game with a rushing attempt of at least 18 yards. He rushed for 20 yards on the Titans' first offensive play of the game, rushed for a 21-yard touchdown in the second quarter, and added a three-yard touchdown run in the fourth quarter. He set a career season high with three rushing touchdowns in 2019, surpassing his previous high of two touchdown runs in 2012.

➤ **At Indianapolis (12/1)**, notched his fifth win in six games as a starter for the Titans, completing 17 of 22 passes for 182 yards and two touchdowns for a passer rating of 131.2. His passer rating was the second-highest single-game rating of his career with a minimum of 20 attempts. His two touchdown passes included a 13-yard pass to wide receiver Adam Humphries in the first quarter and a 40-yarder to wide receiver Kalif Raymond in the fourth quarter. He logged his 21st career game in which he completed at least two touchdown passes without throwing an interception. His completion rate of 77.3 percent was the fourth-best mark of his career (minimum 20 attempts).



2019 NFL PASSING LEADERS

Ryan Tannehill ranks among the NFL leaders this season in passer rating, completion percentage and yards per attempt.

Highest passer rating in 2019 (qualifiers only):

Player	Team	Passer Rating
1. Kirk Cousins	Minnesota Vikings	114.8
2. Ryan Tannehill	Tennessee Titans	113.9
3. Russell Wilson	Seattle Seahawks	112.1
4. Lamar Jackson	Baltimore Ravens	109.6
5. Patrick Mahomes	Kansas City Chiefs	107.7
6. Matthew Stafford	Detroit Lions	106.0
7. Deshaun Watson	Houston Texans	105.9
8. Drew Brees	New Orleans Saints	104.4
9. Aaron Rodgers	Green Bay Packers	102.4
10. Jimmy Garoppolo	San Francisco 49ers	101.2

Highest completion percentage in 2019 (qualifiers only):

Player	Team	Comp. Pct.
1. Drew Brees	New Orleans Saints	73.8
2. Ryan Tannehill	Tennessee Titans	72.7
3. Kirk Cousins	Minnesota Vikings	70.6
Derek Carr	Oakland Raiders	70.6
5. Deshaun Watson	Houston Texans	69.2
6. Jimmy Garoppolo	San Francisco 49ers	69.0
7. Teddy Bridgewater	New Orleans Saints	67.7
8. Matt Ryan	Atlanta Falcons	67.3
Russell Wilson	Seattle Seahawks	67.3
10. Case Keenum	Washington Redskins	67.0

Highest passing average in 2019 (yards per attempt; qualifiers only):

Player	Team	Yards/Att.
1. Ryan Tannehill	Tennessee Titans	9.1
2. Kirk Cousins	Minnesota Vikings	8.6
Matthew Stafford	Detroit Lions	8.6
4. Patrick Mahomes	Kansas City Chiefs	8.5
Dak Prescott	Dallas Cowboys	8.5
6. Russell Wilson	Seattle Seahawks	8.3
7. Deshaun Watson	Houston Texans	8.1
Jimmy Garoppolo	San Francisco 49ers	8.1
9. Lamar Jackson	Baltimore Ravens	7.9
10. Jameis Winston	Tampa Bay Buccaneers	7.8

PASSING YARDS, FIRST FIVE NFL SEASONS

Ryan Tannehill did not miss a single start in his career until the 14th game of his fifth season. During his first five campaigns, he passed for 18,455 yards to rank sixth (fifth at the time) in NFL history in passing yards in the first five seasons of a career. The only players with more were **Peyton Manning** (20,618), **Dan Marino** (19,422), **Andrew Luck** (19,078), **Matt Ryan** (18,957) and later **Derek Carr** (18,957).

Most passing yards in the first five seasons of an NFL career (through 2018):

Player	Passing Yards
1. Peyton Manning	20,618
2. Dan Marino	19,422
3. Andrew Luck	19,078
4. Matt Ryan	18,957
5. Derek Carr	18,739
6. Ryan Tannehill	18,455
7. Drew Bledsoe	18,348
8. Cam Newton	18,263
9. Russell Wilson	18,193
10. Andy Dalton	18,008



DOLPHINS FRANCHISE PASSING LEADERS

During his seven seasons with the Miami Dolphins (2012–2018), Ryan Tannehill completed 1,829 of his 2,911 passes for 20,434 yards and 123 touchdowns.

Tannehill's 87.0 career passer rating with the Dolphins ranked second in franchise history. Only **Chad Pennington's** 94.5 passer rating from 2008–2010 ranked higher.

Miami Dolphins career passer rating leaders (minimum 250 attempts):

Player	Seasons	Att	Cmp	Yards	TD	Int	Rate
1. Chad Pennington	2008-10	552	373	4,085	20	9	94.5
2. Ryan Tannehill	2012-18	2,911	1,829	20,434	123	75	87.0
3. Dan Marino	1983-99	8,358	4,967	61,361	420	252	86.4
4. Matt Moore	2011-17	591	359	4,298	29	19	86.0
5. Jay Cutler	2017	429	266	2,666	19	14	80.8

Tannehill's 62.8 career completion percentage ranked second in Dolphins history, trailing Pennington's 67.6 percent (minimum 250 attempts).

Miami Dolphins career completion percentage leaders (minimum 250 attempts):

Player	Seasons	Att	Cmp	Pct
1. Chad Pennington	2008-10	552	373	67.6
2. Ryan Tannehill	2012-18	2,911	1,829	62.8
3. Jay Cutler	2017	429	266	62.0
4. Matt Moore	2011-17	591	359	60.7
5. Chad Henne	2009-11	1,065	646	60.7

RYAN TANNEHILL'S STARTING RECORD WHEN ...

	Regular Season	
Record When Tannehill	2019	Career
Starts at quarterback	5-1	47-47
Starts vs. division opponents	2-0	15-19
Passes for 300 or more yards	1-1	7-11
Completes 1 or more TD passes	5-1	42-32
Completes 2 or more TD passes	5-0	32-12
Completes 3 or more TD passes	1-0	12-3
Starts and passes for no INTs	4-0	29-15
Completes 70.0% of his passes	3-0	22-5
Has a passer rating of 80.0+	5-1	42-21
Has a passer rating of 90.0+	5-0	37-8
Has a passer rating of 100.0+	5-0	23-4
Sacked 0 times	0-0	3-3
Rushes for 1 or more TDs	1-1	3-5
Rushes for 2 or more TDs	1-0	1-0
Rushes and Passes for 1 TD	1-1	2-2





TITANS RUNNING BACKS

No.	Name	Ht	Wt	Exp	College
41	Blasingame, Khari (FB/RB)	6-0	233	R	Vanderbilt
32	Fluellen, David (IR)	5-11	224	3	Toledo
22	Henry, Derrick	6-3	247	4	Alabama
33	Lewis, Dion	5-8	195	8	Pittsburgh

#22 • RB DERRICK HENRY

[CLICK FOR COMPLETE BIO](#)

Running back **Derrick Henry** (6-3, 247) is in his fourth NFL season in 2019. He was selected by the Titans with the 45th overall pick in the second round of the 2016 NFL Draft.

Henry authored his first career 1,000-yard season in 2018 and the 28th 1,000-yard rushing season in franchise history, totaling 1,059 yards and 12 touchdowns on 215 carries—all career highs.

His 2018 rushing yardage ranked second in the AFC to **Joe Mixon's** 1,168 yards, and he finished seventh in the NFL. Henry's 12 rushing touchdowns tied **James Connor** for third place in the NFL behind **Todd Gurley** (17) and **Alvin Kamara** (14).

Henry was named AFC Offensive Player of the Month for December 2018. His 625 rushing yards in the month were the most by any NFL player in any month during the season.

Against the Jacksonville Jaguars on Dec. 6, Henry recorded one of the greatest single games in franchise history in front of a national television audience. He broke **Chris Johnson's** single-game franchise record (228) with 238 rushing yards, including a 99-yard touchdown run. He joined **Tony Dorsett** as the only two players in NFL history to rush for a 99-yard score.

In 2017, Henry shared time in the Titans backfield with **DeMarco Murray**. Henry led the team with 744 rushing yards on 176 carries, and he added 11 receptions for 136 yards and a touchdown. His five rushing touchdowns tied for second on the club.

As a rookie, Henry played in 15 games with one start, sharing time in the backfield with **DeMarco Murray**. He carried the ball 110 times for 490 yards and five touchdowns and added 137 yards on 13 receptions. Henry became the third rookie for the franchise in the "Titans era" to score at least five touchdowns in a season, joining **Vince Young** (seven rushing touchdowns in 2006) and **Chris Johnson** (nine rushing and one receiving touchdowns in 2008).

The Heisman Trophy winner played three seasons (2013–2015) at the University of Alabama, where he set numerous school and SEC records while leading his team to a National Championship in 2015.

Henry played in 39 games and totaled 602 carries for 3,591 yards and 42 rushing touchdowns and added 285 yards on 17 career receptions with three receiving scores. During Alabama's victory over Clemson in the 2016 College Football Playoff National Championship, he broke **Shaun Alexander's** record for most career rushing yards in Alabama history.

In his final collegiate season, Henry rushed for an Alabama and Southeastern Conference record 2,219 yards, which led the nation and ranked fifth in FBS history. He recorded 100-yard rushing games 10 times and had four 200-yard games during the season. His 28 rushing touchdowns were a national best and an SEC record, snapping **Tim Tebow** and **Tre Mason's** old mark of 23. In addition to the Heisman, he also won the Doak Walker Award, Walter Camp Award and Maxwell Award, among a multitude of other honors.

Henry is a native of Yulee, Fla.

2019 Notes:

➤ **At Cleveland (9/8)**, totaled 19 rushing attempts for 84 yards and one touchdown and added one reception for a 75-yard touchdown. His 159 scrimmage yards made up the third-best total of his career. It was his first career performance with a rushing touchdown and receiving touchdown in a game. He recorded a one-yard touchdown run in the second quarter for his ninth touchdown run (10th overall touchdown) over a six-game span

dating back to the end of the 2018 campaign. In the third quarter, he scored on a career-long 75-yard touchdown reception, topping his previous long reception of 66 yards on Dec. 31, 2017. His 75-yard reception gave him a new career high for receiving yards in a game (66 vs. Jacksonville on Dec. 31, 2017).

➤ **Against Indianapolis (9/15)**, led the team with 82 rushing yards on 15 carries (5.5 avg.) and added 12 yards on a pair of receptions. He posted a one-yard touchdown run in the second quarter.

➤ **At Jacksonville (9/19)**, led the team with 44 rushing yards on 17 carries in his 50th career game. He rushed for a one-yard touchdown in the fourth quarter. It gave him a rushing touchdown in all three games to start the 2019 season. It was his 25th career rushing touchdown and his NFL-leading 12th total touchdown (11 rushing) in an eight-game span, dating back to the final five games of 2018.

➤ **At Atlanta (9/29)**, registered his fifth career 100-yard rushing game, leading the team with 100 yards on 27 carries. He added an eight-yard reception. His 27 carries made up the third-highest total of his career. He had 18 rushing attempts for 71 yards in the second half alone.

➤ **Against Buffalo (10/6)**, led the team in rushing with 78 yards on 20 attempts with one touchdown. He recorded a 24-yard run in the first quarter. In the third quarter, he rushed for a 17-yard gain to the Buffalo eight-yard line, and three plays later, he rushed for a one-yard touchdown. It was his fourth rushing touchdown of 2019 and the 26th of his career.

➤ **At Denver (10/13)**, rushed for 28 yards on 15 attempts and added a five-yard reception.

➤ **Against the Los Angeles Chargers (10/20)**, led the team with 90 rushing yards and one touchdown on 22 carries (4.1 avg.). It was his eighth performance in an 11-game stretch with at least 80 rushing yards. He added an 18-yard reception to give him 108 scrimmage yards, tying for the seventh-highest scrimmage yardage total of his career. He scored his fifth rushing touchdown of the season on an 11-yard run in the fourth quarter. On a six-yard run in the third quarter, he passed Chris Brown (2,757 career rushing yards) for 10th place on the franchise's all-time rushing list, and on an eight-yard run in the fourth quarter, he passed Ronnie Coleman (2,769 career rushing yards) for ninth place on the list.

➤ **Against Tampa Bay (10/27)**, led the team with 75 rushing yards on 16 attempts to give him at least 75 rushing yards in six of the team's first eight games of the season. With the offense backed up at its own one-yard line in the first quarter, he posted a 34-yard rushing attempt, giving him his longest carry of the season through eight games. His 75 rushing yards were the most by an individual in the first eight weeks of 2019 against the Buccaneers, who went into the contest with the NFL's top-rated rushing defense. He added an eight-yard reception.

➤ **At Carolina (11/3)**, led the team with 63 rushing yards on 13 attempts with one touchdown, and he added three receptions for 36 yards and one touchdown. He logged his second career game (second of 2019) with at least one rushing touchdown and at least one receiving touchdown. During a third-quarter drive, which was eight total plays, he accounted for 47 rushing yards on seven carries, including an eight-yard touchdown run. He registered a 23-yard touchdown reception on a screen play in the fourth quarter.

➤ **Against Kansas City (11/10)**, totaled 188 yards and two touchdowns on 23 rushing attempts (8.2 avg.). His 188 yards made up the second-highest single-game total of his four-year career. It was his fifth career game with at least two rushing touchdowns and his first such performance of 2019. He scored on a 68-yard run in the third quarter and a one-yard run in the fourth quarter. With his 30th career rushing touchdowns, he passed Lorenzo White (29) for fifth place on the franchise's all-time rushing touchdowns list. With his 10th total touchdown in 2019, he became the sixth player in franchise history with at least 10 touchdowns in two or more consecutive seasons, joining Bill Groman (1960-61), Billy Cannon (1961-62), Earl Campbell (1978-81), Eddie George (1999-2000) and Chris Johnson (2008-10). His 68-yard touchdown run was the fourth-longest rushing attempt of his career and his seventh career scrimmage play of 50 yards or more (five rushing, two receiving). On his 68-yard touchdown, he became the ninth player in franchise history to reach 3,000 career rushing yards. His 188 rushing yards gave him the NFL's second-largest single-game total to date in 2019 (225 by Leonard Fournette). With his third career game with at least 170 rushing yards and two rushing touchdowns, he tied for the fifth-most such games in a player's first four seasons in league annals, joining Jim Brown (six), Eric Dickerson (six), Earl Campbell (five) and Jamal Lewis (four). He was named FedEx Ground NFL Player of the Week for his performance against the Chiefs.

➤ **Against Jacksonville (11/24)**, totaled 19 rushing attempts for 159 yards and two touchdowns and added one catch for 16 yards. His 159 rushing yards gave him the fourth-highest total of his career, and his 175 scrimmage



yards gave him the third-highest total of his career. He notched his second consecutive 100-yard rushing game. In the third quarter, he scored on a 74-yard rushing attempt to record his longest rushing attempt of the season and the third-longest rushing attempt of his career. On the offense's next scrimmage play, he scored again on a seven-yard carry. With 16 seconds on the game clock between his two touchdown runs, he became the first player to score two touchdowns in a 20-second span in a single game since the San Diego Chargers' LaDainian Tomlinson (two in 15 seconds) at the Cincinnati Bengals on Nov. 12, 2006. With his 74-yard touchdown run, he joined Napoleon Kaufman (1997–1999) and Robert Smith (1997–2000) as the only players in NFL history to record a rushing touchdown of at least 70 yards in three consecutive seasons. Henry became the sixth player in franchise history with at least 12 touchdowns in two or more consecutive seasons, joining Bill Groman (1960–1961), Billy Cannon (1961–1962), Earl Campbell (1978–1980), Eddie George (1999–2000) and Chris Johnson (2009–2010). He passed Charles Tolar (3,277) for eighth place on the franchise's all-time rushing list. Against the Jaguars, Henry rushed for 126 yards in the third quarter alone, the second-highest figure by any NFL player in any quarter in 2019 through Week 12 (143 by Leonard Fournette, Sept. 29). Henry's 126 yards in the third quarter were the most by a Titans/Oilers player in any quarter in the last 29 seasons (1991–2019). He was named FedEx Ground NFL Player of the Week for his performance against the Jaguars.

➤ **At Indianapolis (12/1)**, totaled 149 yards and one touchdown on 26 rushing attempts (5.7 avg.) and added three receptions for 17 yards. He joined Jim Brown, Eric Dickerson, O.J. Simpson and Adrian Peterson as the only players in NFL history with at least 145 rushing yards and a touchdown in three consecutive games. Henry reached the 1,000-yard season rushing mark on his first carry of the game to become the franchise's first player since Chris Johnson (2008–2013) with consecutive 1,000-yard rushing seasons, and he joined Eddie George (seven), Johnson (six) and Earl Campbell (five) as the only players in franchise history with multiple 1,000-yard rushing seasons. Henry rushed for a 13-yard touchdown on a fourth-and-one play in the third quarter to notch his fourth consecutive game with at least one rushing touchdown and tie his career-best streak (2018). He registered a 34-yard run in the third quarter. With his third consecutive 100-yard rushing game, he became the first Titans player with three consecutive 100-yard rushing games since Chris Johnson (12) from 2009-10. His 100-yard rushing performance was the first such individual effort against the Colts since Denver's C.J. Anderson (158) on Dec. 14, 2017. The Colts defense went 29 consecutive games without allowing an individual 100-yard rusher until Henry did so.

Henry's Career Regular Season Statistics:

Year	GP	GS	Att	Yds	Avg	Lg	TD	Rec	Yds	Avg	Lg	TD
2016	15	2	110	490	4.5	22	5	13	137	10.5	29	0
2017	16	2	176	744	4.2	75t	5	11	136	12.4	66t	1
2018	16	12	215	1,059	4.9	99t	12	15	99	6.6	21	0
2019	12	12	232	1,140	4.9	74t	11	17	200	11.8	75t	2
Totals	59	28	733	3,433	4.7	99t	33	56	572	10.2	75t	3

Henry's Career Postseason Statistics:

Year	GP	GS	Att	Yds	Avg	Lg	TD	Rec	Yds	Avg	Lg	TD
2017	2	2	35	184	5.3	35t	1	5	56	11.2	29	0

Henry's Regular Season Single-Game Highs:

Rushing Attempts - 33 at N.Y. Giants (12/16/18)

Rushing Yards - 238 vs. Jacksonville (12/6/18)

Long Rush - 99t vs. Jacksonville (12/6/18)

Rushing Touchdowns - 4 vs. Jacksonville (12/6/18)

Receptions - 4 vs. Jacksonville (10/27/16)

Receiving Yards - 75 at Cleveland (9/8/19)

Long Reception - 75t at Cleveland (9/8/19)

Receiving Touchdowns - 1 (Three times, last at Carolina, 11/3/19)

Henry's Playoff Single-Game Highs:

Rushing Attempts - 23 at Kansas City (1/6/18)

Rushing Yards - 156 at Kansas City (1/6/18)

Long Rush - 35t at Kansas City (1/6/18)

Rushing Touchdowns - 1 at Kansas City (1/6/18)

Receptions - 3 at New England (1/13/18)

Receiving Yards - 35 at Kansas City (1/6/18)

Long Reception - 29 at Kansas City (1/6/18)

Receiving Touchdowns - (none)

2019 NFL RUSHING LEADERS

Titans running back **Derrick Henry** ranks third in the NFL and ranks second in the AFC in rushing yards this season.

NFL leaders in rushing yards from 2018–present:

Player	Team	Rushing Yards
1. Nick Chubb	Cleveland Browns	1,175
2. Christian McCaffrey	Carolina Panthers	1,167
3. Derrick Henry	Tennessee Titans	1,140
4. Josh Jacobs	Oakland Raiders	1,061
5. Dalvin Cook	Minnesota Vikings	1,017
6. Ezekiel Elliott	Dallas Cowboys	990
7. Leonard Fournette	Jacksonville Jaguars	989
8. Lamar Jackson	Baltimore Ravens	977
9. Chris Carson	Seattle Seahawks	879
10. Marlon Mack	Indianapolis Colts	862

65+ YARD SCRIMMAGE TOUCHDOWNS

In the Titans' Week 10 victory over the Kansas City Chiefs, running back **Derrick Henry** took a handoff and raced 68 yards for a touchdown. He followed that with a 74-yard touchdown run in the following game against the Jacksonville Jaguars in Week 12.

Since the beginning of the 2017 campaign, Henry has scored seven total touchdowns—five rushing and two receiving—that have gone for 65 yards or more. He leads the NFL in that time period.

Most scrimmage touchdowns of 65-plus yards, 2017-19:

Player	65+ Yard Scrimmage Touchdowns
1. Derrick Henry	7
2. Tyreek Hill	5
3. JuJu Smith-Schuster	4
4. Robby Anderson	3
Tyrell Williams	3
Kareem Hunt	3
Amari Cooper	3
8. (several tied)	2

Derrick Henry's career scrimmage touchdowns of 65-plus yards:

Date	Opponent	Rush/Rec	Yards
Dec. 6, 2018	Jacksonville	Rushing	99
Sept. 9, 2019	at Cleveland	Receiving	75
Nov. 24, 2019	Jacksonville	Rushing	74
Dec. 3, 2017	Houston	Rushing	75
Oct. 16, 2017	Indianapolis	Rushing	72
Nov. 10, 2019	Kansas City	Rushing	68
Dec. 31, 2017	Jacksonville	Receiving	66

2018-19 RUSHING TOUCHDOWN LEADERS

Since **Derrick Henry** became the team's primary ball carrier in 2018, he ranks among the NFL's leaders in rushing touchdowns.

NFL leaders in rushing touchdowns from 2018–present:

Player	Rushing Touchdowns
1. Todd Gurley	25
2. Derrick Henry	23
3. Christian McCaffrey	19
Aaron Jones	19
5. James Conner	16
Josh Allen	16
7. Mark Ingram	15
Nick Chubb	15
Jordan Howard	15
Alvin Kamara	15

RUSHING YARDS SINCE WEEK 14 OF 2018

Since Dec. 6, 2018, when **Derrick Henry** set the franchise record with 238 rushing yards in a game, he has been the NFL's rushing leader. He has more rushing yards than any other player since that time.

NFL rushing yards leaders since Week 14 of 2018:

Player	Rushing Yards
1. Derrick Henry	1,725
2. Nick Chubb	1,477
3. Christian McCaffrey	1,402
4. Chris Carson	1,326
5. Dalvin Cook	1,320
6. Ezekiel Elliott	1,275
7. Lamar Jackson	1,268
8. Marlon Mack	1,187
9. Leonard Fournette	1,114
10. Josh Jacobs	1,061

FRANCHISE RUSHING LEADERS

In 2019, Titans running back **Derrick Henry** has secured a place in the franchise's all-time top 10 leading rushers. On Oct. 20 against the Los Angeles Chargers, he moved past **Chris Brown** (2,757) and **Ronnie Coleman** for ninth place on the franchise's all-time rushing list. On Nov. 24 against the Jacksonville Jaguars, Henry eclipsed **Charles Tolar** (3,277) for eighth place on the list. He then passed **Mike Rozier** (3,426) for seventh place on Dec. 1 at the Indianapolis Colts.

Franchise all-time rushing leaders:

Player	Seasons	Rushing Yards
1. Eddie George	1996–2003	10,009
2. Earl Campbell	1978–1984	8,574
3. Chris Johnson	2008–2013	7,965
4. Lorenzo White	1988–1994	4,079
5. Hoyle Granger	1966–1970, 1972	3,514
6. Steve McNair (QB)	1995–2005	3,439
7. Derrick Henry	2016–2019	3,433
8. Mike Rozier	1985–1990	3,426
9. Charles Tolar	1960–1966	3,277
10. Ronnie Coleman	1974–1981	2,769

2018 NFL RUSHING LEADERS

Derrick Henry recorded 215 carries in 2018 for 1,059 yards. He ranked second in the AFC in rushing yardage behind Cincinnati's **Joe Mixon** (1,168) and ranked seventh overall in the NFL.

NFL rushing leaders in 2018 (rushing yards):

Player	Team	Rushing Yards
1. Ezekiel Elliott	Dallas Cowboys	1,434
2. Saquon Barkley	New York Giants	1,307
3. Todd Gurley	Los Angeles Rams	1,251
4. Joe Mixon	Cincinnati Bengals	1,168
5. Chris Carson	Seattle Seahawks	1,151
6. Christian McCaffrey	Carolina Panthers	1,098
7. Derrick Henry	Tennessee Titans	1,059
8. Adrian Peterson	Washington Redskins	1,042
9. Phillip Lindsay	Denver Broncos	1,037
10. Nick Chubb	Cleveland Browns	996

HENRY'S CAREER 100-YARD RUSHING GAMES

Date	Opp	No.	Yds.	Avg.	Lg	TD
12/6/18	Jacksonville	17	238	14.0	99t	4
11/10/19	Kansas City	23	188	8.2	68t	2
12/16/18	at N.Y. Giants	33	170	5.2	22	2
11/24/19	Jacksonville	19	159	8.4	74t	2
1/6/18	at Kansas City*	23	156	6.8	35t	1
12/1/19	at Indianapolis	26	149	5.7	34	1
10/16/17	Indianapolis	19	131	6.9	72t	1
12/3/17	Houston	11	109	9.9	75t	1
9/29/19	at Atlanta	27	100	3.7	16	0

* Playoffs

★ ★ ★

2018 RUSHING TOUCHDOWN LEADERS

Derrick Henry's scored a career-high 12 rushing touchdowns in 2018. He tied for the third-highest rushing touchdown total in the NFL.

Henry became the first Titans player with 12 rushing touchdowns in a season since **Chris Johnson** had 14 rushing touchdowns in 2009.

Most rushing touchdowns in 2018:

Player	Team	Rushing TDs
1. Todd Gurley	Los Angeles Rams	17
2. Alvin Kamara	New Orleans Saints	14
3. Derrick Henry	Tennessee Titans	12
4. James Conner	Pittsburgh Steelers	12
5. Saquon Barkley	New York Giants	11
6. Melvin Gordon	Los Angeles Chargers	10
7. Phillip Lindsay	Denver Broncos	9
8. Chris Carson	Seattle Seahawks	9
9. Marlon Mack	Indianapolis Colts	9
10. Jordan Howard	Chicago Bears	9

RUSHING IN THE FOURTH QUARTER

Since 2017, running back **Derrick Henry** has accumulated more rushing yards in the fourth quarter than any other NFL running back.

In 2018, 285 of Henry's 1,059 rushing yards came in the fourth quarter, good for seventh in the NFL.

In 2017, Henry accumulated 390 of his 744 rushing yards in the fourth quarter. The only player with more rushing yards in the fourth quarter that season was Kansas City's league-leading rusher, **Kareem Hunt**.

Most fourth-quarter rushing yards from 2017–2019:

Player	Att	Yds	Avg	Lg	TD
1. Derrick Henry	191	890	4.7	75	6
2. Todd Gurley	175	828	4.7	36	6
3. Ezekiel Elliott	189	800	4.2	27	9
4. Kareem Hunt	147	683	4.7	69	6
5. Alvin Kamara	133	668	5.0	49	7
6. Nick Chubb	100	619	6.2	88	6
7. Leonard Fournette	126	615	4.9	90	4
8. Jordan Howard	169	601	3.6	24	5
9. Joe Mixon	141	558	4.0	51	6
10. Melvin Gordon	129	550	4.3	34	1



SINGLE-SEASON RUSHING TDs, TEAM HISTORY

Derrick Henry's 12 rushing touchdowns in 2018 tied for the seventh-highest single-season total in team history.

Most rushing touchdowns in a season, franchise history:

Player	Season	Rushing TDs
1. Earl Campbell	1979	19
2. LenDale White	2008	15
3. Eddie George	2000	14
Chris Johnson	2009	14
5. Earl Campbell	1978	13
Earl Campbell	1980	13
7. Derrick Henry	2018	12
Earl Campbell	1983	12
Eddie George	2002	12
10. Derrick Henry	2019	11
Chris Johnson	2010	11

DECEMBER TO REMEMBER

In five games in the month of December 2018, **Derrick Henry's** rushing totals included 97 carries for 625 yards and eight touchdowns. His 625 yards were the most by any NFL player in any calendar month in 2018.

Additionally, Henry authored one of only four calendar months for the franchise since 1970 in which a player rushed for at least 600 yards. **Chris Johnson** (800 rushing yards in November 2009) and **Earl Campbell** (633 in October 1980; 662 in November 1980) were the organization's only other players to accomplish the feat in that timespan.

Henry's December rushing totals included 40 yards against the New York Jets (Dec. 2), a franchise-record 238 yards against the Jacksonville Jaguars (Dec. 6), 170 yards at the New York Giants (Dec. 16), 84 yards against the Washington Redskins (Dec. 22) and 93 yards against the Indianapolis Colts (Dec. 30).

For his efforts, Henry was named AFC Offensive Player of the Month.

Titans/Oilers with 500 rushing yards in any calendar month from 1970-2018 (includes playoffs):

Player	Season	Month	Rushing Yards
1. Chris Johnson	2009	November	800
2. Earl Campbell	1980	November	662
3. Earl Campbell	1980	October	633
4. Derrick Henry	2018	December	625
5. Earl Campbell	1979	September	569
6. Eddie George	2000	October	548
7. Earl Campbell	1979	November	534
8. DeMarco Murray	2016	October	511
9. Earl Campbell	1981	October	510

FOUR CONSECUTIVE GAMES WITH RUSHING TD

Derrick Henry scored at least one rushing touchdown in four consecutive contests in 2018 and then matched the feat in 2019. The 2019 streak includes games at the Carolina Panthers (Nov. 3), against the Kansas City Chiefs (Nov. 10), against the Jacksonville Jaguars (Nov. 24) and at the Indianapolis Colts (Dec. 1).

Henry's streaks tie for the fourth-longest such streaks in franchise history. **DeMarco Murray** (2016) and **Earl Campbell** (twice—1979 and 1983) hold the record with five consecutive games with a rushing touchdown.

Most consecutive team games with a rushing touchdown, franchise history:

Player	Season	Consec. Games with a Rushing TD
1. DeMarco Murray	2016	5
Earl Campbell	1983	5
Earl Campbell	1979	5
4. Derrick Henry	2019	4
Derrick Henry	2018	4
LenDale White	2008	4
Eddie George	2000	4
Gary Brown	1993	4
Alonzo Highsmith	1989	4
Earl Campbell	1981	4
Earl Campbell	1979	4

RUSHING YARDS IN A TWO-GAME SPAN

Following a franchise-record 238 rushing yards against the Jacksonville Jaguars on Dec. 6, 2018, **Derrick Henry** then totaled 170 rushing yards at the New York Giants on Dec. 16 to give him a franchise record of 408 rushing yards in a two-game span.

The previous record of 405 rushing yards in two games was set by **Earl Campbell** in 1980, when Campbell posted 203 yards against Tampa Bay (Oct. 19) and 202 yards against Cincinnati (Oct. 26).

Most total rushing yards in two consecutive games, franchise history:

Player	Game 1	Yds	Game 2	Yds	Total
Derrick Henry	12/6/18 vs. Jax	238	12/16/18 at NYG	170	408
Earl Campbell	10/19/80 vs. TB	203	10/26/80 vs. Cin	202	405

RECORD-SETTING NIGHT

On Dec. 6, 2018, **Derrick Henry** had one of the most memorable rushing performances in NFL history on Thursday Night Football. He rushed for a team-record 238 yards and four touchdowns (tied), including a 99-yard touchdown run.

[WATCH: Highlights from Derrick Henry's performance on 12/6/18](#)

Henry's 238 rushing yards set a new franchise record, breaking **Chris Johnson's** mark of 228 yards against the Jaguars on Nov. 1, 2009. It was the highest single-game rushing total in the NFL in 2018 and the league's highest total since **Doug Martin's** 251 rushing yards for the Tampa Bay Buccaneers against the Oakland Raiders on Nov. 4, 2012.

Most rushing yards in a game, franchise history:

Player	Date	Opponent	Rushing Yards
1. Derrick Henry	12/6/18	Jacksonville	238
2. Chris Johnson	11/1/09	Jacksonville	228
3. Eddie George	8/31/97	Oakland	216
Billy Cannon	12/10/61	at New York	216
5. Earl Campbell	11/16/80	at Chicago	203
Earl Campbell	10/19/80	Tampa Bay	203
7. Earl Campbell	10/26/80	Cincinnati	202
8. Eddie George	12/9/99	Oakland	199
Earl Campbell	11/20/78	Miami	199
10. Chris Johnson	9/20/09	Houston	197

In the second quarter, Henry took a handoff from **Marcus Mariota** inside his own one-yard line and raced 99 yards for a touchdown. It was the second 99-yard run in NFL history, tying **Tony Dorsett's** record-set-

ting touchdown run for the Dallas Cowboys against the Minnesota Vikings on Jan. 3, 1983. It was also the team record, topping Johnson's 94-yard touchdown run against the New York Jets on Dec. 17, 2012. The only other runs in franchise history of at least 90 yards were Johnson's 91-yard rush against the Houston Texans on Sept. 20, 2009 and a 91-yarder by Sid Blanks against the Jets on Dec. 13, 1964.

Henry's 99-yard touchdown run tied for the longest scrimmage play in NFL history. It was the 15th such play, including his and Dorsett's runs and 13 passing plays. The last 99-yard scrimmage play before Henry's was New York Giants wide receiver **Victor Cruz's** 99-yard reception from **Eli Manning** against the New York Jets on Dec. 24, 2011.

Longest runs from scrimmage in NFL history:

Player	Team	Date	Opponent	Rushing Yards
1. Derrick Henry	Tennessee	12/6/18	Jacksonville	99t
Tony Dorsett	Dallas	1/3/83	Minnesota	99t
3. Ahman Green	Green Bay	12/28/03	Denver	98t
4. Lamar Miller	Houston	11/26/18	Tennessee	97t
Lamar Miller	Miami	12/28/14	N.Y. Jets	97t
Andy Uram	Green Bay	10/8/39	Chi. Cardinals	97t
Bob Gage	Pittsburgh	12/4/49	Chi. Bears	97t

Henry scored on a three-yard run in the first quarter, a 99-yard run in the second quarter, a 16-yard run in the third quarter, and finally a 54-yard run in the third quarter. He tied the franchise record and became the third player in franchise history to rush for four touchdowns in a game, joining Earl Campbell (against Miami on Nov. 20, 1978) and Lorenzo White (against Cleveland on Dec. 9, 1990).

The only franchise player with more overall touchdowns in a game than Henry was Oilers running back **Billy Cannon**, who had five total touchdowns (three rushing, two receiving) at the New York Titans on Dec. 10, 1961. Henry became the first NFL player with four rushing touchdowns in a game since New England Patriots running back **Jonas Gray** at Indianapolis on Nov. 16, 2014.

Most rushing touchdowns in a game, franchise history:

Player	Date	Opponent	Rushing Touchdowns
1. Derrick Henry	12/6/18	Jacksonville	4
Lorenzo White	12/9/90	Cleveland	4
Earl Campbell	11/20/78	Miami	4
4. (several tied)			3

Additionally, Henry's rushing performance against the Jaguars accomplished the following:

- He became the ninth NFL player since 1975 with at least one 90-yard run and at least one 60-yard reception in his career. The others were **Tony Dorsett**, **Garrison Hearst**, **Tiki Barber**, **Chris Johnson**, **Jamaal**

Charles, **Herschel Walker**, **Warrick Dunn** and **Adrian Peterson**.

- Henry became the seventh NFL player since the 1970 AFL-NFL merger with at least four rushing touchdowns and at least 200 rushing yards in a game, joining **Clinton Portis**, **Barry Sanders**, **Doug Martin**, **Jonas Gray**, **Mike Anderson** and **Corey Dillon**. Henry became the first to accomplish the feat in fewer than 20 carries (17).
- Henry recorded his NFL-high three rushing attempts of at least 70 yards since the beginning of the 2017. **Leonard Fournette** (two) was the only other player with more than one through 14 weeks of the 2018 campaign.
- He matched former Titans running back **Chris Johnson** as the only players in NFL history with a rushing touchdown of at least 90 yards and a rushing touchdown of at least 50 yards in the same game. Johnson accomplished the feat against the Houston Texans on Sept. 20, 2009.
- His 24 points tied for the fourth-highest single-game total in franchise history, trailing only **Billy Cannon** (30 on Dec. 10, 1961), **Rob Bironas** (26 on Oct. 21, 2007) and **George Blanda** (26 on Sept. 18, 1960). **Earl Campbell** (Nov. 20, 1978) and **Lorenzo White** (Dec. 9, 1990) also had 24 points on four touchdowns in a single game.
- His 238 rushing yards and four rushing touchdowns were each the most in any Thursday Night Football game in history.

RUSHING YARDS IN A TITANS PLAYOFF GAME

On Jan. 6, 2018, **Derrick Henry** rushed for 156 yards and one touchdown on 23 carries. His yardage total ranked second in franchise postseason history.

Most single-game rushing yards in franchise postseason history:

Player	Date	Opp	Att	Yds	Avg	TD
1. Eddie George	1/16/00	at Ind	26	162	6.2	1
2. Derrick Henry	1/6/18	at KC	23	156	6.8	1
3. Earl Campbell	12/31/78	at NE	27	118	4.4	1
4. Eddie George	1/8/00	Buf	29	106	3.7	0
5. Eddie George	1/30/00	StL (SB)	28	95	3.4	2

SCRIMMAGE YARDS IN A TITANS PLAYOFF GAME


Derrick Henry's 156 rushing yards and 35 receiving yards in the team's Wild Card playoff victory at Kansas City on Jan. 6, 2018 gave him a franchise-record 191 scrimmage yards. Henry broke a 57-year-old post-season record set on Jan. 1, 1961, when **Billy Cannon** had 178 scrimmage yards against the Los Angeles Chargers.

Most single-game scrimmage yards in franchise postseason history:

Player	Date	Opp	Rush Yards	Rec Yards	Total Yards
1. Derrick Henry	1/6/18	at KC	156	35	191
2. Billy Cannon	1/1/61	LAC	50	128	178
3. Eddie George	1/16/00	at Ind	162	14	176
4. Eddie George	1/7/01	Bal	91	52	143
5. Ernest Givins	12/31/89	at Pit	0	136	136



#33 • RB DION LEWIS

[CLICK FOR COMPLETE BIO](#)

Running back **Dion Lewis** (5-8, 195) is in his eighth NFL season and his second campaign with the Titans in 2019. He was signed as an unrestricted free agent from the New England Patriots on March 16, 2018.

Lewis' 2018 totals included 155 carries for 517 yards and one touchdown. Additionally, he ranked second on the squad with a career-high 59 receptions, and his 400 receiving yards also set a career benchmark and ranked third on the team. His reception total was the third-highest in franchise history by a running back and the most since **Todd McNair's** 60 receptions in 1995.

Lewis spent his first two seasons with the Philadelphia Eagles (2011-12) before stops with the Cleveland Browns (2013), Indianapolis Colts (2014) and Patriots (2015-17). He arrived in Tennessee with 329 career carries for 1,584 yards and 10 touchdowns in 54 games (19 starts), plus 88 receptions for 717 yards and five scores. He also averaged 22.9 yards on 57 career kickoff returns with one touchdown prior to signing with the Titans.

In 2017, Lewis led the Patriots with 896 rushing yards on 180 carries with six touchdowns. In the last eight games of the campaign, he led the NFL with 625 rushing yards. Compared to all running backs with 150 or more rushing attempts, his per-carry average of 4.98 yards led the NFL.

In 2016, Lewis returned from injury to play in seven regular season games with five starts and total 64 rushing attempts for 283 yards and 17 receptions for 94 yards. He helped the Patriots capture the Super Bowl title by playing in all three playoff games with two starts. He contributed in all three phases - rushing 25 times for 79 yards and a touchdown, catching five passes for 33 yards and a touchdown and returning five kickoffs for 162 yards and a touchdown.

Lewis played two seasons at the University of Pittsburgh (2009-10), where he finished fourth on the school's all-time rushing list with 2,860 yards.

The Albany, N.Y., native was originally selected by the Philadelphia Eagles in the fifth round (149th overall) of the 2011 NFL Draft.

2019 Notes:

- **At Cleveland (9/8)**, totaled three carries for seven yards and three receptions for six yards.
- **Against Indianapolis (9/15)**, rushed for nine yards on three attempts and added one reception for five yards.
- **At Jacksonville (9/19)**, totaled three rushing attempts for 13 yards and added one reception for seven yards.
- **At Atlanta (9/29)**, rushed for 16 yards on four attempts and added four yards on four receptions.
- **Against Buffalo (10/6)**, produced 11 yards on two rushing attempts and 19 yards on two receptions.
- **At Denver (10/13)**, caught three passes for 20 yards and lost one yard on one rushing attempt.



- **Against the Los Angeles Chargers (10/20)**, posted two yards on one rushing attempt.
- **Against Tampa Bay (10/27)**, registered a two-yard reception.
- **At Carolina (11/3)**, totaled four rushing attempts for 20 yards and a team-high five receptions for 33 yards. He registered a season-long 15-yard run in the first quarter and a season-long 24-yard reception late in the second quarter.
- **Against Jacksonville (11/24)**, recorded five rushing attempts for 21 yards and added a 24-yard reception. He gained 24 yards on a screen pass to convert a third down in the first quarter.
- **At Indianapolis (12/1)**, caught one pass for nine yards.

Lewis' Career Regular Season Rushing and Receiving Statistics (2011-12 with Philadelphia; 2013 with Cleveland; 2014 with Indianapolis; 2015-17 with New England):

Year	GP	GS	Att	Yds	Avg	Lg	TD	Rec	Yds	Avg	Lg	TD
2011	15	0	23	102	4.4	20	1	1	-3	-3.0	-3	0
2012	9	0	13	69	5.3	17t	1	2	24	12.0	28	0
2013	0	0										
2014	0	0	0	0	-	0	0	0	0	-	0	0
2015	7	6	49	234	4.8	13	2	36	388	10.8	40	2
2016	7	5	64	283	4.4	15	0	17	94	5.5	16	0
2017	16	8	180	896	5.0	44	6	32	214	6.7	20	3
2018	16	7	155	517	3.3	36	1	59	400	6.8	37	1
2019	12	0	26	98	3.8	15	0	22	129	5.9	24	0
Totals	82	26	510	2,199	4.3	44	11	169	1,246	7.4	40	6

Lewis' Career Postseason Rushing and Receiving Statistics (2015-17 with New England):

Year	GP	GS	Att	Yds	Avg	Lg	TD	Rec	Yds	Avg	Lg	TD
2015	0	0	0	0	-	0	0	0	0	-	0	0
2016	3	2	25	79	3.2	13	1	5	33	6.6	13t	1
2017	3	3	33	135	4.1	18	0	16	111	6.9	31	0
Totals	6	5	58	214	3.7	18	1	21	144	6.9	31	1

Lewis' Regular Season Single-Game Highs:

Rushing Attempts - 26 vs. N.Y. Jets (12/31/17)
Rushing Yards - 129 vs. Buffalo (12/24/17)
Long Rush - 44 at Buffalo (12/5/17)
Rushing Touchdowns - 1 (11 times, last at Miami 9/9/18)
Receptions - 9 vs. Philadelphia (9/30/18)
Receiving Yards - 98 at Buffalo (9/20/15)
Long Reception - 40 at Buffalo (9/20/15)
Receiving Touchdowns - 1 (Six times, last at Dallas, 11/5/18)
Kickoff Returns - 5 at Atlanta (9/18/11)
Kickoff Return Yards - 113 at Atlanta (9/18/11)
Kickoff Return Long - 103t at Denver (11/12/17)
Kickoff Return Touchdowns - 1 at Denver (11/12/17)

Lewis' Playoff Single-Game Highs:

Rushing Attempts - 15 vs. Tennessee (1/13/18)
Rushing Yards - 62 vs. Tennessee (1/13/18)
Long Rush - 18 vs. Jacksonville (1/21/18)
Rushing Touchdowns - 1 vs. Houston (1/14/17)
Receptions - 9 vs. Tennessee (1/13/18)
Receiving Yards - 79 vs. Tennessee (1/13/18)
Long Reception - 31 vs. Tennessee (1/13/18)
Receiving Touchdowns - 1 vs. Houston (1/14/17)
Kickoff Returns - 3 (Twice, last vs. Philadelphia 2/4/18)
Kickoff Return Yards - 124 vs. Houston (1/14/17)
Kickoff Return Long - 98t vs. Houston (1/14/17)
Kickoff Return Touchdowns - 1 vs. Houston (1/14/17)

RECEPTIONS IN A SEASON BY FRANCHISE RBs

Dion Lewis set a career high with 59 receptions in 2018, his first season with the Titans since joining the club as an unrestricted free agent from the New England Patriots. He ranked second on the team in receptions and third in receiving yards (400).

Lewis' 59 catches made up the third-highest total in franchise history by a running back and were the most since **Todd McNair's** 60 receptions in 1995.

Most receptions in a season by a running back, franchise history:

Player	Season	Receptions
1. Butch Woolfolk	1985	80
2. Todd McNair	1995	60
3. Dion Lewis	2018	59
4. Chris Johnson	2011	57
Lorenzo White	1992	57
Fred Willis	1973	57
7. Sid Blanks	1964	56
8. Ode Burrell	1965	55
9. DeMarco Murray	2016	53
10. Eddie George	2000	50
Chris Johnson	2009	50

MORE TITANS RUNNING BACKS

41 - RB/FB KHARI BLASINGAME (6-0, 233, Rookie, Vanderbilt)

➤ **Khari Blasingame** was signed as a free agent off the Minnesota Vikings' practice squad on Nov. 13, 2019. He originally entered the NFL as a rookie free agent with the Vikings in 2019 and spent the first 10 weeks of his rookie season on the practice squad.

➤ In a four-year career at Vanderbilt, Blasingame played in 43 games and totaled 997 rushing yards (238 attempts) with 15 touchdowns on the ground. He added 35 receptions for 380 yards and two touchdown grabs.

➤ During his final season with the Commodores (2018), he played in all 13 games with two starts, rushing for 401 yards and five touchdowns on 96 attempts, while adding 25 receptions for 320 yards and a score.

➤ He is a native of New Market, Ala., a short distance from the Tennessee-Alabama border and a 2 1/2 hour drive from Nashville.

2019 Notes:

➤ **Against Jacksonville (11/24)**, recorded his first career game and his first career start after being signed off the practice squad of the Minnesota Vikings on Nov. 13. He contributed one special teams tackle against the Jaguars.

32 - RB DAVID FLUELLEN (5-11, 224, 3rd Year, Toledo)

➤ **David Fluellen** has been with the Titans since 2016.

➤ His 2019 season came to an end after four games, when he was placed on injured reserve on Oct. 4. He appeared in two games but did not record a statistic.

➤ In 2018, he played in seven games before landing on injured reserve for the remainder of the campaign. His totals included four carries for 16 yards and two special teams tackles.

➤ In 2017, Fluellen appeared in all 16 games during the regular season. Appearing primarily on special teams, he registered nine special teams tackles and added four carries for 21 yards. He played in both postseason games, contributing one special teams tackle.

➤ He spent Weeks 10-14 of the 2016 season on the 53-man roster and the rest of the campaign on the practice squad. He was inactive for the three games he spent on the active roster (11/20, 11/27 and 12/11).

➤ The 5-foot-11 inch, 224-pounder was originally signed by the Philadelphia Eagles as a rookie free agent in 2014. Before spending the 2015 season on the Titans' practice squad, Fluellen also spent time with the Indianapolis Colts.

➤ A native of Lockport, N.Y., Fluellen finished his collegiate career fourth on Toledo's all-time rushing list with 3,336 yards.



TITANS TIGHT ENDS

No.	Name	Ht	Wt	Exp	College
86	Firkser, Anthony	6-2	246	2	Harvard
85	Pruitt, MyCole	6-2	245	4	Southern Illinois
81	Smith, Jonnu	6-3	248	3	Florida International
82	Walker, Delanie (IR)	6-2	248	14	Central Missouri

#81 • TE JONNU SMITH

[CLICK FOR COMPLETE BIO](#)

Tight end **Jonnu Smith** (6-3, 248) is in his third NFL season in 2019. He was selected by the Titans in the third round (100th overall) of the 2017 NFL Draft.

Smith's 2018 campaign came to a premature end. He suffered a knee injury against the Jacksonville Jaguars on Dec. 6 and was subsequently placed on injured reserve on Dec. 11. Prior to the injury, he played in 13 games with 12 starts and achieved career highs with 20 receptions, 258 receiving yards and three touchdowns. He led the club's tight ends in all three categories at the time of his injury.

During the 2017 regular season, Smith was one of three rookie tight ends to appear in all 16 games (**Gerald Everett** and **David Njoku**) and one of two rookie tight ends with at least 13 starts (**O.J. Howard**). He caught 18 passes for 157 yards and two touchdowns, ranking fifth among all rookie tight end in receptions. He also caught three passes for 19 yards in two postseason games.

Smith concluded his four-year career at Florida International University's all-time leader among tight ends in receptions and receiving yards, totaling 178 receptions for 2,001 yards and 18 touchdowns. On the school's all-time receiving list, regardless of position, Smith finished fourth in receptions, fifth in receiving yards and third in receiving touchdowns.

Smith finished his career registering at least one reception in every game he played. The 43-game streak was the second-longest streak of its kind in school annals.

During his senior campaign, he started 11 games and earned second-team All-Conference USA honors. He registered 42 receptions for 506 yards and four touchdowns.

As a sophomore (2014), led all college tight ends with 61 receptions, 710 receiving yards and eight touchdown catches.

Smith is a native of Philadelphia, Pa.

2019 Notes:

➤ **At Cleveland (9/8)**, returned to the lineup for the first time since suffering a season-ending injury on Dec. 6, 2018 and had one reception for seven yards. He also recorded his first career rushing attempt, gaining 10 yards for a first down in the second quarter.

➤ **At Jacksonville (9/19)**, caught two passes for 20 yards, including a 20-yard reception in the third quarter.

➤ **At Atlanta (9/29)**, registered one catch for five yards.

➤ **Against Buffalo (10/6)**, caught a screen pass and turned it into a 57-yard reception in the third quarter. The reception was the second-longest catch of his career (61-yard touchdown at Houston, Nov. 26, 2018).

➤ **At Denver (10/13)**, recorded an eight-yard reception.

➤ **Against the Los Angeles Chargers (10/20)**, set a new career high with 64 receiving yards on three receptions, topping his previous high of 63 yards at Houston on Nov. 26, 2018. He caught a 24-yard pass from Ryan Tannehill on the offense's first snap of the game, and on a third-and-14 in the third quarter, he took a short pass and went 35 yards for a first down.

➤ **Against Tampa Bay (10/27)**, totaled 78 yards and a touchdown on six receptions, setting a career high in receiving yards for the second consecutive week. His six receptions matched his career high. In the first quarter, he caught a five-yard touchdown pass from Ryan Tannehill to notch his sixth career touchdown catch. He also registered a 26-yard reception in the second quarter and a 20-yard catch in the fourth quarter.



- **At Carolina (11/3)**, caught three passes for 18 yards.
- **Against Kansas City (11/10)**, led the team with four receptions and totaled 30 receiving yards. He surpassed his career season highs in both receptions (20 in 2018) and receiving yards (258 in 2018).
- **Against Jacksonville (11/24)**, recorded four yards on a rushing attempt.
- **At Indianapolis (12/1)**, posted two receptions (no yards).

Smith's Career Regular Season Statistics:

Year	GP	GS	Rec	Yds	Avg	Lg	TD
2017	16	13	18	157	8.7	32t	2
2018	13	12	20	258	12.9	61t	3
2019	12	11	24	287	12.0	57	1
Totals	41	36	62	702	11.3	61t	6

Smith's Career Postseason Statistics:

Year	GP	GS	Rec	Yds	Avg	Lg	TD
2017	2	1	3	19	6.3	10	0

Smith's NFL Regular Season Single-Game Highs:

Receptions - 6 (Twice, last vs. Tampa Bay, 10/27/19)

Receiving Yards - 78 vs. Tampa Bay (10/27/19)

Long Reception - 61t at Houston (11/26/18)

Touchdowns - 1 (six times, last vs. Tampa Bay, 10/27/19)

Smith's NFL Playoff Single-Game Highs:

Receptions - 2 at Kansas City (1/6/18)

Receiving Yards - 15 at Kansas City (1/6/18)

Long Reception - 10 at Kansas City (1/6/18)

SMITH EXCEEDS 600 SNAPS

A year after leading all rookie tight ends with 13 starts in 2017, **Jonnu Smith** continued to see a high rate of offensive snaps in 2018, his second NFL season.

Despite spending the final three contests on injured reserve, he participated in 609 total offensive snaps in 2018 (including penalized plays), a total that ranked fourth among all tight ends in their rookie, first-year or second-year seasons. The only three such tight ends with more offensive snaps than Smith were San Francisco's **George Kittle** (925), Cleveland's **David Njoku** (863) and the New York Jets' **Christopher Herndon** (624).

Smith's offensive play total ranked third among all non-linemen on the Titans. Only wide receiver **Corey Davis** (870) and quarterback **Marcus Mariota** (773) had more.

Most offensive snaps in 2018 among rookie, first-year and second-year tight ends (includes offensive plays called back due to penalty):

Player	Team	Offensive Snaps
1. George Kittle	San Francisco 49ers	925
2. David Njoku	Cleveland Browns	863
3. Christopher Herndon	New York Jets	624
4. Jonnu Smith	Tennessee Titans	609
5. Ricky Seals-Jones	Arizona Cardinals	535
6. Ian Thomas	Carolina Panthers	526
7. Dallas Goedert	Philadelphia Eagles	520
8. Evan Engram	New York Giants	471
9. Jordan Thomas	Houston Texans	470
10. O.J. Howard	Tampa Bay Buccaneers	433

**STARTS BY ROOKIE TIGHT ENDS**

In 2017, **Jonnu Smith** started 13 games as a rookie. Since 2000, he became only the fifth NFL rookie tight end drafted in the third round or later to record at least 13 starts, joining **Randy McMichael** (16 starts in 2002), **Dwayne Allen** (16 in 2012), **Tony Moeaki** (15 in 2010) and **Eric Johnson** (14 in 2001).

Most starts by a rookie tight end drafted in the third round or later, 2000–2017:

Rookie TE	Team	Season	Draft Round	Starts
1. Randy McMichael	Miami	2002	4th Round	16
Dwayne Allen	Indianapolis	2012	3rd Round	16
3. Tony Moeaki	Kansas City	2010	3rd Round	15
4. Eric Johnson	San Francisco	2001	7th Round	14
5. Jonnu Smith	Tennessee	2017	3rd Round	13
6. Shawn Nelson	Buffalo	2009	4th Round	12
Owen Daniels	Houston	2006	4th Round	12
8. Casey Fitzsimmons	Detroit	2003	Undrafted	11
Antonio Gates	San Diego	2003	Undrafted	11
10. Alex Smith	Tampa Bay	2005	3rd Round	10
Matt Schobel	Cincinnati	2002	3rd Round	10

#82 • TE DELANIE WALKER

[CLICK FOR COMPLETE BIO](#)



Tight end **Delanie Walker** (6-0, 248) is in his 14th NFL season and his seventh campaign with the Titans in 2018. He was signed as an unrestricted free agent on March 14, 2013 after spending the first seven years of his career with the San Francisco 49ers.

Walker finished each of the 2018 and 2019 seasons on injured reserve. In 2019, he was placed on injured reserve with an ankle injury on Nov. 27 after appearing in seven games (four starts). He caught 21 passes for 215 yards and two touchdowns.

His 2018 season came to an end on Sept. 10 after he was placed on injured reserve due to a leg injury he suffered in the season opener at Miami the previous day.

In Walker's time with the Titans, he has put his name among the top players in franchise history at his position. Through 2019, his 381 receptions and 4,423 receiving yards ranked second in franchise history among tight ends behind only **Frank Wycheck** (482 for 4,958). Walker's 28 touchdown receptions set the organization's benchmark for tight ends, surpassing Wycheck (27).

From 2013–2017, Walker totaled 356 receptions for 4,156 yards and 26 touchdowns. In those five seasons, no NFL tight end totaled more receptions than Walker.

Walker posted at least 60 receptions in each of his first five seasons in Tennessee. Prior to his arrival, Wycheck was the only Titans/Oilers tight end to reach the plateau in a single campaign. Walker also recorded the top four single-season receiving yardage totals in franchise history among tight ends from 2014–2017.

Walker and Kansas City's Travis Kelce were the NFL's only tight ends to post at least 800 receiving yards every season from 2014–2017.

In 2017, Walker was named to his third consecutive Pro Bowl after leading the club with 74 receptions and 807 receiving yards. His three touchdown catches ranked second on the squad. Among all NFL tight ends, his reception total tied for third place, and his yardage total ranked fourth.

In 2016, Walker tied for the team lead with 65 catches for 800 yards and a career-high seven touchdowns, and he was named to his second consecutive Pro Bowl. He ranked sixth in receiving yards among NFL tight ends, and he was second in the AFC behind only Kansas City's **Travis Kelce**. Also among tight ends, his reception total tied for eighth in the NFL, and his touchdown total tied for third.

In 2015, Walker set new team records among tight ends with 94 receptions and 1,088 receiving yards. He broke his own receiving yardage record (890 in 2014) and Wycheck's reception record (70 in 1998 and 2000) for franchise tight ends. On the team's all-time single-season receptions list, regardless of position, Walker tied wide receiver **Kendall Wright** (94 receptions in 2013) for the fifth-highest total. Walker's 94 receptions tied **Jason Witten** (94 catches in 2009 and 2010) for the 10th-highest total in

NFL history by a tight end.

In 2014, Walker's team-leading 890 receiving yards set a then-career high and set a new standard among Titans/Oilers tight ends, eclipsing Wycheck's 768 receiving yards in 1998. Walker's 63 receptions in 2014 at the time also led the team, set a career high, and tied for fourth in team annals.

Appearing in 15 games with 11 starts in 2013, he totaled 60 receptions for 571 yards and six touchdowns. He set then-career highs in all three categories. Also, he became the only tight end in franchise history other than Wycheck to reach 60 receptions in a single season. Wycheck accomplished the feat five times from 1997 through 2001, including 70 receptions in both 1998 and 2000 to establish the record for Titans/Oilers tight ends. Walker's six touchdown receptions tied for fourth place in franchise history among tight ends and were the most since Wycheck's six in 1996.

Prior to his arrival in Tennessee, the former sixth-round pick appeared in 99 career regular-season games with the 49ers (40 starts) and totaled 123 receptions for 1,465 yards (11.9 avg.) and eight touchdowns. A regular contributor on special teams, Walker posted 61 special teams tackles as well as 31 kickoff returns for 528 yards during his time in San Francisco.

In 2012, Walker played an integral role in the 49ers' second consecutive playoff season, as he teamed with Vernon Davis to form one of the NFL's top tight-end duos. He saw action in all 16 regular-season games (four starts) and set a career high with 344 yards and three touchdowns (matched career high) on 21 receptions. His average of 16.4 yards per catch was the highest among all NFL tight ends with 20 or more catches.

During the 2012 playoffs, he appeared in all three games and started in Super Bowl XLVII. In the Super Bowl, he recorded three receptions for 48 yards.

Walker was a sixth-round pick in the 2006 NFL Draft. As a rookie, he appeared in only seven games with one start. Then, in 2007, he played in all 16 contests and set a career high with 10 starts. It began a string of six seasons (2007-12) during which he missed a total of four games. In 2010, he set his career high with 29 receptions.

A native of Pomona, Calif., Walker spent two seasons (2002-03) at Mt. San Antonio (Calif.) Community College before joining the University of Central Missouri Mules for his final two collegiate campaigns (2004-05). As a wide receiver at Central Missouri, he caught 113 passes for 1,347 yards in 20 games. The 49ers selected him with the 175th overall pick in the 2006 NFL Draft.

2019 Notes:

➤ **At Cleveland (9/8)**, returned to the field for a regular season game 364 days after suffering a season-ending injury in the 2018 season opener at Miami (Sept. 9, 2018). He totaled a team-high five receptions for 55 yards and two touchdowns. He scored on an 11-yard touchdown pass from Marcus Mariota in the fourth quarter, and on the next drive, he scored on a seven-yard pass from Mariota. His two touchdown passes tied his career high, marking the third time in his career he accomplished the feat. With two touchdown receptions—his 27th and 28th with the franchise—Walker surpassed Frank Wycheck (27 touchdown receptions) for the most in franchise history among tight ends. He also tied former wide receiver Nate Washington (28) for eighth place on the franchise's all-time touchdown receptions list.

➤ **Against Indianapolis (9/15)**, led the team with four receptions and 39 receiving yards.

➤ **At Jacksonville (9/19)**, accumulated 64 yards on a team-high seven receptions. It was his third consecutive game to lead the team in receptions to begin the 2019 campaign. His totals included a 29-yard catch in the fourth quarter.

➤ **At Atlanta (9/29)**, on a three-yard reception in the first quarter, recorded the 500th reception of his career. He became the 16th tight end in NFL history to reach 500. He also joined Jason Witten, Greg Olsen, Jimmy Graham, Vernon Davis and Ben Watson as the only active NFL tight ends to reach 500 career receptions.

➤ **Against Buffalo (10/6)**, recorded a 10-yard reception.

➤ **At Denver (10/13)**, recorded his 100th career start and caught three passes for 43 yards. He extended his streak to 83 consecutive games played in a Titans uniform with a reception to pass Ernest Givins (82) and Charlie Hennigan (82) for second place in franchise history behind only Frank Wycheck (99).

➤ **Against the Los Angeles Chargers (10/20)**, played but did not tally a reception, ending the franchise's second-longest all-time streak of consecutive games played with a reception. Walker's streak spanned 83 games, second only to Frank Wycheck (99).

➤ **Against Tampa Bay (10/27), at Carolina (11/3), against Kansas City (11/10) and against Jacksonville (11/24)**, he was inactive with an ankle

injury.

➤ Placed on injured reserve on Nov. 27.

Walker's Career Regular Season Statistics:

Year	Team	GP	GS	Rec	Yds	Avg	Lg	TD
2006	SF	7	1	2	30	15.0	29	0
2007	SF	16	10	21	174	8.3	26	1
2008	SF	15	2	10	155	15.5	53	1
2009	SF	16	8	21	233	11.1	39	0
2010	SF	14	8	29	331	11.4	38	0
2011	SF	15	7	19	198	10.4	29t	3
2012	SF	16	4	21	344	16.4	45	3
2013	Ten	15	11	60	571	9.5	33	6
2014	Ten	15	14	63	890	14.1	68	4
2015	Ten	15	10	94	1,088	11.6	61t	6
2016	Ten	15	10	65	800	12.3	47	7
2017	Ten	16	11	74	807	10.9	42	3
2018	Ten	1	1	4	52	13.0	16	0
2019	Ten	7	4	21	215	10.2	29	2
Totals		183	100	504	5,888	11.7	68	36

Walker's Career Postseason Statistics:

Year	Team	GP	GS	Rec	Yds	Avg	Lg	TD
2011	SF	1	1	2	36	18.0	29	0
2012	SF	3	1	5	85	17.0	28	0
2017	Ten	2	2	9	123	13.7	36	0
Totals		6	4	16	244	15.3	36	0

Walker's Regular Season Single-Game Highs:

Receptions - 10 (Twice, last vs. Dallas 9/14/14)

Receiving Yards - 155 at Philadelphia (11/23/14)

Long Reception - 68 at Philadelphia (11/23/14)

Touchdowns - 2 (Three times, last at Cleveland, 9/8/19)

Walker's Playoff Single-Game Highs:

Receptions - 6 at Kansas City (1/6/18)

Receiving Yards - 74 at Kansas City (1/6/18)

Long Reception - 36 at New England (1/13/18)

CONSECUTIVE GAMES WITH A RECEPTION

Delanie Walker caught at least one pass in every game for a streak of 83 consecutive games—every contest in which he participated from the time he joined the Titans in 2013 through Oct. 13, 2019.

He moved past **Ernest Givins** (82 games from 1988–1993) and **Charlie Hennigan** (82 games from 1960–1966) for second place in franchise history.

Walker's streak was longer than all others in team annals besides tight end **Frank Wycheck's** 99 consecutive games with a reception from 1996–2002.

Most consecutive individual games played with a pass reception, franchise history:

Player	Seasons	Games
1. Frank Wycheck	1996–2002	99
2. Delanie Walker	2013–2019	83
3. Ernest Givins	1988–1993	82
Charlie Hennigan	1960–1966	82
5. Ken Burrough	1971–1978	80
6. Drew Hill	1986–1991	76
7. Nate Washington	2009–2013	71
8. Kendall Wright	2012–2016	63
9. Bob McLeod	1961–1966	58
10. Charley Frazier	1962–1968	55

Walker's streak of consecutive NFL games with a reception was even longer than his Titans streak. He began his career with the San Francisco 49ers (2006–2012), and he finished his time in San Francisco with at least one reception in his final seven games.

His streak of 90 consecutive NFL games with a reception led all NFL tight ends and ranked sixth overall in the NFL at the time it came to an end.

FRANCHISE RECEIVING LIST

Among all players in franchise history, tight end **Delanie Walker** ranks eighth in career receptions, ninth in receiving yards and eighth in touchdown receptions.

Most career receptions in franchise history:

Player (Position)	Seasons	Receptions
1. Ernest Givins (WR)	1986-1994	542
2. Haywood Jeffires (WR)	1987-1995	515
3. Frank Wycheck (TE)	1995-2003	482
4. Drew Hill (WR)	1985-1991	480
5. Derrick Mason (WR)	1997-2004	453
6. Charlie Hennigan (WR)	1960-1966	410
7. Ken Burrough (WR)	1971-1981	408
8. Delanie Walker (TE)	2013-2019	381
9. Curtis Duncan (WR)	1987-1993	322
10. Nate Washington (WR)	2009-2014	307

Most career receiving yards in franchise history:

Player (Position)	Seasons	Rec Yards
1. Ernest Givins (WR)	1986-1994	7,935
2. Drew Hill (WR)	1985-1991	7,477
3. Ken Burrough (WR)	1971-1981	6,906
4. Charlie Hennigan (WR)	1960-1966	6,823
5. Haywood Jeffires (WR)	1987-1995	6,119
6. Derrick Mason (WR)	1997-2004	6,114
7. Frank Wycheck (TE)	1995-2003	4,958
8. Nate Washington (WR)	2009-2014	4,591
9. Delanie Walker (TE)	2013-2019	4,423
10. Drew Bennett (WR)	2001-2006	4,033

Most career receiving touchdowns in franchise history:

Player (Position)	Seasons	Rec TDs
1. Charlie Hennigan (WR)	1960-1966	51
2. Ken Burrough (WR)	1971-1981	47
Haywood Jeffires (WR)	1987-1995	47
Drew Hill (WR)	1985-1991	47
5. Ernest Givins (WR)	1986-1994	46
6. Derrick Mason (WR)	1997-2004	37
7. Bill Groman (WR)	1960-1962	32
8. Delanie Walker (TE)	2013-2019	28
Nate Washington (WR)	2009-2014	28
10. Frank Wycheck (TE)	1995-2003	27



CAREER CATCHES BY FRANCHISE TIGHT ENDS

On Nov. 13, 2016, **Delanie Walker** moved into second place on the team's all-time receptions list among tight ends.

Walker, who was signed as an unrestricted free agent in 2013, trails only former tight end **Frank Wycheck** (482) on the club's tight ends list.

Most career receptions by a tight end in franchise history:

Player	Seasons	Rec	Yds	Avg	Lg	TD
1. Frank Wycheck	1995-2003	482	4,958	10.3	42	27
2. Delanie Walker	2013-2019	381	4,423	11.6	68	28
3. Bo Scaife	2005-2010	251	2,383	9.5	44	12
4. Alvin Reed	1967-1972	199	2,818	14.2	60	11
5. Erron Kinney	2000-2005	178	1,750	9.8	31	10
6. Willard Dewveall	1961-1964	141	2,080	14.8	98t	19
7. Mike Barber	1976-1981	140	1,886	13.5	79t	13
8. Jared Cook	2009-2012	131	1,717	13.1	80t	8
9. Bob McLeod	1961-1966	126	1,926	15.3	55	19
10. Jamie Williams	1984-1988	121	1,420	11.7	33	8

TIGHT ENDS IN 2017

In 2017, **Delanie Walker** led the Titans with 74 receptions and 807 receiving yards. Among all tight ends, his reception total was eclipsed by only that of **Travis Kelce** (83) and **Jack Doyle** (80), and his yardage total ranked fourth behind **Rob Gronkowski** (1,084), Kelce (1,038) and **Zach Ertz** (824).

Most receptions by tight ends in 2017:

Tight End	Team	Receptions
1. Travis Kelce	Kansas City	83
2. Jack Doyle	Indianapolis	80
3. Delanie Walker	Tennessee	74
Zach Ertz	Philadelphia	74
5. Rob Gronkowski	New England	69
6. Evan Engram	NY Giants	64
7. Jason Witten	Dallas	63
8. Benjamin Watson	Baltimore	61
9. Jimmy Graham	Seattle	57
Kyle Rudolph	Minnesota	57

Most receiving yards by tight ends in 2017:

Tight End	Team	Receiving Yards
1. Rob Gronkowski	New England	1,084
2. Travis Kelce	Kansas City	1,038
3. Zach Ertz	Philadelphia	824
4. Delanie Walker	Tennessee	807
5. Evan Engram	NY Giants	722
6. Jack Doyle	Indianapolis	690
7. Jared Cook	Oakland	688
8. Vernon Davis	Washington	648
9. Cameron Brate	Tampa Bay	591
10. Hunter Henry	LA Chargers	579

CAREER RECEIVING BY ACTIVE TIGHT ENDS

Delanie Walker entered the 2019 campaign with 5,673 receiving yards. Among all active NFL tight ends entering the season, only **Jason Witten**, **Greg Olsen**, **Vernon Davis** and **Jimmy Graham** had more career receiving yards than Walker.

Walker also ranked fifth among active tight ends in career receptions entering the 2019 season.

Walker missed all but one game of the 2018 season due to an injury and was limited to seven games in 2019 before landing on injured reserve.

Most career receiving yards among active NFL tight ends:

Tight End	Receiving Yards
1. Jason Witten	12,866
2. Greg Olsen	8,399
3. Jimmy Graham	7,769
4. Vernon Davis	7,562
5. Travis Kelce	6,159
6. Benjamin Watson	6,032
7. Jared Cook	5,923
8. Delanie Walker	5,888
9. Zach Ertz	5,563
10. Marcedes Lewis	4,672

Most career receptions among active NFL tight ends:

Tight End	Receptions
1. Jason Witten	1,200
2. Greg Olsen	714
3. Jimmy Graham	640
4. Vernon Davis	583
5. Benjamin Watson	542
6. Zach Ertz	507
7. Delanie Walker	504
8. Travis Kelce	478
9. Jared Cook	457
10. Kyle Rudolph	415

50-CATCH SEASONS, FRANCHISE HISTORY

Delanie Walker recorded his fifth consecutive campaign with at least 50 catches in 2017. He became the sixth player in franchise history to record 50 receptions in at least five different seasons. Only four previous Oilers/Titans did so in five consecutive seasons.

Walker joined the Titans as a free agent in 2013. Since then, he has posted season totals of 60 (2013), 63 (2014), 94 (2015) and 65 (2016) receptions.

Most consecutive seasons with 50 or more receptions, franchise history:

Player (Pos)	Years	Consecutive Seasons
1. Ernest Givins (WR)	1986–1993	8
2. Frank Wycheck (TE)	1996–2001	6
Haywood Jeffires (WR)	1990–1995	6
4. Delanie Walker (TE)	2013–2017	5
Derrick Mason (WR)	2000–2004	5
6. Charlie Hennigan (WR)	1961–1964	4

Most total seasons with 50 or more receptions, franchise history:

Player (Pos)	Years	Total Seasons
1. Ernest Givins (WR)	1986–1993	8
2. Frank Wycheck (TE)	1996–2001	6
Haywood Jeffires (WR)	1990–1995	6
Drew Hill (WR)	1985–1986; 1988–1991	6
5. Delanie Walker (TE)	2013–2017	5
Derrick Mason (WR)	2000–2004	5
7. Charlie Hennigan (WR)	1961–1964	4

TIGHT END RECEPTIONS, 2013-17

Delanie Walker joined the Titans in 2013 as an unrestricted free agent from the San Francisco 49ers. For his first five seasons with the team (2013-17), no NFL tight end had more receptions than Walker.

Most receptions among tight ends, 2013–2017:

Tight End	Receptions	Rec Yards
1. Delanie Walker	356	4,156
2. Jason Witten	346	3,500
3. Jimmy Graham	341	4,152
4. Greg Olsen	331	4,192
5. Zach Ertz	321	3,664
6. Travis Kelce	307	3,900
7. Martellus Bennett	293	3,101
8. Rob Gronkowski	287	4,516
9. Antonio Gates	285	3,187
10. Charles Clay	284	3,002

RECEPTIONS OF 25+ YARDS, 2014-17

From the start of the 2014 campaign through 2017, **Delanie Walker** ranked third in the NFL among tight ends with 27 receptions of 25 yards or longer. Only New England's **Rob Gronkowski** and Kansas City's **Travis Kelce** had more.

Tight ends with the most receptions of 25 yards or longer, 2014–2017:

Tight End	Total Receptions	Receptions of 25+ Yards
1. Rob Gronkowski	248	48
2. Travis Kelce	307	30
3. Delanie Walker	296	27
4. Greg Olsen	258	22
5. Coby Fleener	177	21
6. Jared Cook	175	20
Jimmy Graham	255	20
8. Vernon Davis	151	19
9. Martellus Bennett	228	17
Charles Clay	215	17

SECOND FASTEST TO 300 RECEPTIONS

On Oct. 1, 2017 at Houston, **Delanie Walker** became the 10th player in franchise history to record at least 300 receptions with the club. Walker reached the milestone in his 64th game with the team. Of the 10 members of the franchise's 300-catch club, he was the second-fastest to the mark and the fastest in half a century. Former Oilers receiver **Charlie Hennigan**, who played from 1960–1966, needed only 56 games to get to 300 receptions.

Games needed to reach 300 receptions with the Titans/Oilers:

Player	Seasons with Club	Games to Reach 300 Receptions
1. Charlie Hennigan	1960–1966	56
2. Delanie Walker	2013–2017	64
3. Haywood Jeffires	1987–1995	70
4. Drew Hill	1985–1991	72
5. Ernest Givins	1986–1994	74
6. Frank Wycheck	1995–2003	82
7. Nate Washington	2009–2014	92
8. Curtis Duncan	1987–1993	96
Derrick Mason	1997–2004	96
10. Ken Burrough	1971–1981	104

SEASON REC YARDS BY FRANCHISE TIGHT ENDS

With 1,088 receiving yards in 2015, **Delanie Walker** broke his own single-season franchise record for receiving yards by a tight end, topping his 2014 total of 890 yards.

Prior to 2014, **Frank Wycheck** held the mark with 768 receiving yards in 1998.

Including 2017, Walker now owns the top four single-season receiving yardage totals in franchise history among tight ends.

Most single-season receiving yards by Titans/Oilers tight ends:

Player	Season	Rec	Yards	Avg	Lg	TD
1. Delanie Walker	2015	94	1,088	11.6	61t	6
2. Delanie Walker	2014	63	890	14.1	68	4
3. Delanie Walker	2017	74	807	10.9	42	3
4. Delanie Walker	2016	65	800	12.3	47	7
5. Frank Wycheck	1998	70	768	11.0	38	2
6. Jared Cook	2011	49	759	15.5	80t	3
7. Willard Dewveall	1963	58	752	13.0	35	7
8. Frank Wycheck	1997	63	748	11.9	42	4
9. Alvin Reed	1968	46	747	16.2	60	5
10. Mike Barber	1980	59	712	12.1	79t	5

RECEPTIONS IN A SEASON, TEAM HISTORY

Delanie Walker's 94 receptions in 2015 tied wide receiver **Kendall Wright** (94 receptions in 2013) for the fifth-highest total in franchise history. The only players with more were **Charlie Hennigan** (101 in 1964), **Haywood Jeffires** (100 in 1991) and **Derrick Mason** (96 in 2004 and 95 in 2003).

Most single-season receptions by a Titans/Oilers player:

Player	Season	Rec	Yards	Avg	Lg	TD
1. Charlie Hennigan	1964	101	1,546	15.3	53	8
2. Haywood Jeffires	1991	100	1,181	11.8	44	7
3. Derrick Mason	2004	96	1,168	12.2	37t	7
4. Derrick Mason	2003	95	1,303	13.7	50t	8
5. Delanie Walker	2015	94	1,088	11.6	61t	6
Kendall Wright	2013	94	1,079	11.5	45	2
7. Drew Hill	1991	90	1,109	12.3	61t	4
Haywood Jeffires	1992	90	913	10.1	47	9
9. Tim Smith	1983	83	1,176	14.2	47t	6
10. Curtis Duncan	1992	82	954	11.6	72	1
Charley Hennigan	1961	82	1,746	21.3	80	12

SEASON RECEPTIONS, FRANCHISE TIGHT ENDS

At the New York Jets on Dec. 13, 2015, **Delanie Walker** set a new standard for franchise tight ends. On his 71st reception of the season, he broke **Frank Wycheck's** franchise record for the most receptions in a season by a tight end. Walker eventually finished the season with 94 receptions.

Walker owns five of the top 10 single-season reception totals among franchise tight ends.

Most single-season receptions by Titans/Oilers tight ends:

Player	Season	Rec	Yards	Avg	Lg	TD
1. Delanie Walker	2015	94	1,088	11.6	61t	6
2. Delanie Walker	2017	74	807	10.9	42	3
3. Frank Wycheck	1998	70	768	11.0	38	2
Frank Wycheck	2000	70	636	9.1	26	4
5. Frank Wycheck	1999	69	641	9.3	35	2
6. Delanie Walker	2016	65	800	12.3	47	7
7. Delanie Walker	2014	63	890	14.1	68	4
Frank Wycheck	1997	63	748	11.9	42	4
9. Frank Wycheck	2001	60	672	11.2	30	4
Delanie Walker	2013	60	571	9.5	33	6

SEASON RECEPTIONS BY NFL TIGHT ENDS

In 2015, Titans tight end **Delanie Walker** set a new standard for franchise tight ends, accumulating 94 receptions.

Additionally, Walker became the ninth tight end in NFL history to reach 90 catches in a season. Previously, eight tight ends in history produced 16 total 90-catch seasons. **Tony Gonzalez** (five), **Jason Witten** (four) and **Todd Christensen** (two) all have multiple 90-reception campaigns. **Dallas Clark**, **Jimmy Graham**, **Ben Coates**, **Martellus Bennett** and **Rob Gronkowski** are the others to reach the mark.

At the time, Walker's 94 catches in a season put him in a tie for the 10th-most in NFL history, equaling Witten's 2009 and 2010 numbers.

Most single-season receptions by a tight end in NFL history through 2015:

Player	Year/Team	Rec	Yds	Avg	Lg	TD
1. Jason Witten	2012 Dal	110	1,039	9.4	36	3
2. Tony Gonzalez	2004 KC	102	1,258	12.3	32	7
3. Dallas Clark	2009 Ind	100	1,106	11.1	80t	10
4. Tony Gonzalez	2007 KC	99	1,172	11.8	31	5
Jimmy Graham	2011 NO	99	1,310	13.2	59	11
6. Ben Coates	1994 NE	96	1,174	12.2	62t	7
Tony Gonzalez	2008 KC	96	1,058	11.0	35	10
Jason Witten	2007 Dal	96	1,145	11.9	53	7
9. Todd Christensen	1986 LA Raiders	95	1,153	12.1	35	8
10. Delanie Walker	2015 Ten	94	1,088	11.6	61t	6
Jason Witten	2009 Dal	94	1,030	11.0	69	2
Jason Witten	2010 Dal	94	1,002	10.7	33	9
13. Tony Gonzalez	2000 KC	93	1,203	12.9	39	9
Tony Gonzalez	2012 Atl	93	930	10.0	25	8
15. Todd Christensen	1983 LA Raiders	92	1,247	13.6	45	12
16. Martellus Bennett	2014 Chi	90	916	10.2	37	6
Rob Gronkowski	2011 NE	90	1,327	14.7	52t	17

RECEPTIONS BY NFL TIGHT ENDS IN 2015

In 2015, **Delanie Walker** ranked first in receptions among all NFL tight ends.

Most receptions among NFL tight ends in 2015:

Tight End	Team	Receptions
1. Delanie Walker	Ten	94
2. Jordan Reed	Was	87
3. Gary Barnidge	Cle	79
4. Greg Olsen	Car	77
Jason Witten	Dal	77
6. Zach Ertz	Phi	75
7. Benjamin Watson	NO	74
8. Rob Gronkowski	NE	72
Travis Kelce	KC	72
10. Heath Miller	Pit	60



WALKER'S CAREER 100-YARD RECEIVING GAMES

Date	Opp	No.	Yds.	Avg.	Lg	TD
11/23/14	at Philadelphia	5	155	31.0	68	0
9/14/14	Dallas	10	142	14.2	61t	1
11/13/16	Green Bay	9	124	13.8	41	1
11/19/15	at Jacksonville	8	109	13.6	29	0

★ ★ ★

TWO-YEAR YARDAGE TOTALS

Delanie Walker's receiving yardage total from 2014–2015 was the highest two-year total in franchise history by a tight end. Walker topped Frank Wycheck's stretch from 1997–1998, when he accumulated 1,516 receiving yards.

Most receiving yards in a two-year span by Titans/Oilers tight ends:

Tight End	Seasons	Two-Year Rec Yards Total
1. Delanie Walker	2014-15	1,978
2. Delanie Walker	2015-16	1,888
3. Delanie Walker	2016-17	1,607
4. Delanie Walker	2013-14	1,461
5. Frank Wycheck	1997-98	1,516
6. Alvin Reed	1968-69	1,411
7. Frank Wycheck	1998-99	1,409
8. Willard Dewveall	1962-63	1,328
9. Frank Wycheck	2000-01	1,308
10. Willard Dewveall	1963-64	1,304

TD RECEPTIONS BY FRANCHISE TIGHT ENDS

In 2016, Delanie Walker set his career high with seven touchdown receptions in a season, topping his previous high total of six touchdowns in 2013, which he later matched in 2015.

Walker's seven touchdown receptions in 2016 are the most by a Titans/Oilers tight end since Pro Football Hall of Famer Dave Casper's eight touchdown catches in 1981. Walker tied Willard Dewveall (seven in 1963) for the third-highest total in franchise history among tight ends.

Most single-season touchdown receptions by a tight end in franchise history (1960–present):

Tight End	Year	Touchdown Receptions
1. Dave Casper	1981	8
Willie Frazier	1965	8
3. Delanie Walker	2016	7
Willard Dewveall	1963	7
5. Delanie Walker	2015	6
Delanie Walker	2013	6
Frank Wycheck	1996	6
Dave Casper	1982	6
Bob McLeod	1962	6
10. Mike Barber	1980	5
Rich Caster	1978	5
Alvin Reed	1968	5
Bob McLeod	1963	5
Willard Dewveall	1962	5

RECEIVING YARDS BY TIGHT ENDS IN 2014

Titans tight end Delanie Walker ranked fourth among all NFL tight ends in 2014 in receiving yards. His receiving average (14.1) was the second-highest among all qualifying tight ends, trailing only Coby Fleener (15.2).

Most receiving yards among NFL tight ends in 2014:

Player	Team	Rec	Yards	Avg	Lg	TD
1. Rob Gronkowski	NE	82	1,124	13.7	46t	12
2. Greg Olsen	Car	84	1,008	12.0	38	6
3. Martellus Bennett	Chi	90	916	10.2	37	6
4. Delanie Walker	Ten	63	890	14.1	68	4
5. Jimmy Graham	NO	85	889	10.5	29	10
6. Travis Kelce	KC	67	862	12.9	34	5
7. Antonio Gates	SD	69	821	11.9	34	12
8. Coby Fleener	Ind	51	774	15.2	73t	8
9. Heath Miller	Pit	66	761	11.5	49	3
10. Jason Witten	Dal	64	703	11.0	34	5

REC YARDS IN A GAME, TITANS TIGHT ENDS

At Philadelphia on Nov. 23, 2014, Delanie Walker caught five passes for 155 yards. His yardage total set a new single-game career high, and the total also qualified as the second-highest in franchise history by a tight end. The only tight end with more receiving yards in a game for the franchise was Jared Cook, who had 169 yards against Jacksonville on Dec. 24, 2011.

Earlier in the 2014 season, Walker posted 142 receiving yards against the Dallas Cowboys (Sept. 14), a total that ranks fourth in team annals.

Most receiving yards in a game by a tight end, franchise history:

Player	Date	Opp	Rec	Yds	Avg	TD
1. Jared Cook	12/24/11	Jax	8	169	21.1	1
2. Delanie Walker	11/23/14	Phi	5	155	31.0	0
3. Dave Casper	11/30/80	Cle	7	150	21.4	1
4. Delanie Walker	09/14/14	Dal	10	142	14.2	1
5. Dave Casper	12/20/81	Pit	6	139	23.2	3
6. Willard Dewveall	11/25/62	SD	3	139	46.3	2
7. Willard Dewveall	12/22/63	Oak	7	137	19.6	2
8. Alvin Reed	10/27/68	Buf	4	132	33.0	2
9. Delanie Walker	11/13/16	GB	9	124	13.8	1
10. Alvin Reed	09/29/68	Oak	8	122	15.3	0





MORE TITANS TIGHT ENDS

86 - TE ANTHONY FIRKSER (6-2, 246, 1st Year, Harvard)

- Anthony Firkser was signed by the Titans during the 2018 offseason.
- He spent the first two weeks of 2018 on the 53-man roster and played one game before spending the next three weeks on the practice squad. He was added back to the 53-man roster on Oct. 9 and went on to produce 19 receptions for 225 yards and one touchdown in 12 games.
- He was originally signed by the New York Jets as an undrafted free agent on May 5, 2017.
- After his release from the Jets, he spent time as a rookie on the practice squad of the Kansas City Chiefs and stayed with the Chiefs for part of the 2018 offseason.
- Firkser appeared in 29 games with 24 starts over four seasons at Harvard (2013-16) and caught 99 passes for 1,559 yards and 14 touchdowns. He finished his career ranked 12th all-time in school history in receptions, ninth all-time in receiving yards and sixth all-time in touchdown receptions.
- He was named to the All-Ivy League second team as both a junior and sophomore.
- He is a native of Manalapan, N.J.

2019 Notes:

- **At Denver (10/13)**, registered a 25-yard reception on a pass from Ryan Tannehill in the fourth quarter.
- **Against the Los Angeles Chargers (10/20)**, recorded a 27-yard reception in the third quarter that helped lead to a touchdown.
- **Against Tampa Bay (10/27)**, finished second on the squad with 43 receiving yards on three receptions (tied for second). He recorded a 23-yard reception to convert a third-and-11 in the third quarter.
- **Against Kansas City (11/10)**, totaled 36 yards on three receptions, including a nine-yard touchdown catch on a pass from Ryan Tannehill in the second quarter. It was his second career touchdown. He also had a 20-yard grab during the team's game-winning touchdown drive in the fourth quarter. The Titans scored on the following play.
- **At Indianapolis (12/1)**, tied for the team lead with three receptions for 22 yards.

85 - TE MyCOLE PRUITT (6-2, 245, 4th Year, Southern Illinois)

- MyCole Pruitt was signed by the Titans off the Houston Texans practice squad on Sept. 10, 2018, one day after the season opener.
- His 2018 totals included nine receptions for 102 yards and one touchdown in 15 games (one start).
- He arrived in Tennessee with 21 games of NFL experience with the Texans, Chicago Bears and Minnesota Vikings. His statistics prior to joining the Titans included 12 receptions for 102 yards.
- Pruitt was a fifth-round selection by the Vikings in the 2015 NFL Draft.
- A native of South Bend, Ind., he amassed multiple school records for tight ends during a four-year career at Southern Illinois, where he tallied 211 career receptions for 2,601 yards and 25 touchdowns. He earned All-America honors for both his junior and senior seasons. Pruitt also was named the best tight end in the 30-year history of Missouri Valley Conference.

2019 Notes:

- **Against Jacksonville (11/24)**, caught a 20-yard pass in the first quarter, registering his first reception of 2019 and the third-longest catch of his career.



TITANS WIDE RECEIVERS

No.	Name	Ht	Wt	Exp	College
12	Batson, Cameron (IR)	5-8	175	2	Texas Tech
11	Brown, A.J.	6-1	226	R	Mississippi
84	Davis, Corey	6-3	209	3	Western Michigan
16	Hollister, Cody	6-4	216	2	Arkansas
10	Humphries, Adam	5-11	195	5	Clemson
14	Raymond, Kalif	5-8	182	2	Holy Cross
19	Sharpe, Tajaé	6-2	194	4	Massachusetts

#11 • WR A.J. BROWN

[CLICK FOR COMPLETE BIO](#)



Wide receiver **A.J. Brown** (6-1, 226) was selected by the Titans in the second round (51st overall) of the 2019 NFL Draft.

During a three-year career at Mississippi (2016-18), Brown became the program's all-time leading receiver with 2,984 yards. He ranked third in school history with 189 receptions and fifth all-time with 19 touchdowns. Brown averaged 15.8 yards per catch and 82.9 yards per game, and he tallied the most 100-yard receiving games in Ole Miss history with 12. He became the only receiver in Ole Miss history to tally 60 or more receptions in back-to-back seasons.

In 2018, Brown started all 12 games and set Ole Miss' single-season receiving records in yards (1,320) and catches (85), leading the SEC in both categories. His 1,320 receiving yards ranked seventh in the nation. Brown caught six touchdowns, averaging 110.0 yards per game, and he topped the 100-yard receiving mark in six contests. He earned AP first-team All-SEC and third-team All-American honors for the second consecutive season.

Brown was selected in the 19th round of the 2016 Major League Baseball Draft by the San Diego Padres as a centerfielder and he participated in the team's extended spring training program each summer from 2016-18.

He is a native of Starkville, Miss.

2019 Notes:

- **At Cleveland (9/8)**, recorded a start at wide receiver in his NFL debut. With 100 yards on three receptions, he became the franchise's first player



with 100 receiving yards in his first career game since Sid Blanks (131) against the San Diego Chargers on Sept. 12, 1964. Brown notched the 19th 100-yard receiving game in Week 1 in franchise history. In the first quarter, he recorded his first NFL reception on a 47-yard pass from Marcus Mariota. On the first play of the third quarter, he turned a pass from Mariota into a 51-yard reception.

- **Against Indianapolis (9/15)**, caught three passes for 25 yards.
- **At Jacksonville (9/19)**, registered a four-yard catch.
- **At Atlanta (9/29)**, led the team with 94 yards and two touchdowns on three receptions. He turned a pass from Marcus Mariota into a 55-yard touchdown reception in the first quarter, marking his first career touchdown reception and his longest reception through four NFL games. Later in the first quarter, he scored his second touchdown on an 11-yard pass from Mariota. He became the first Titans rookie with two or more touchdown receptions in a game since Chris Sanders against the Denver Broncos on Nov. 26, 1995. Aside from Dane Cruikshank's 66-yard touchdown reception on a fake punt in 2018, Brown's 55-yard touchdown catch was the longest touchdown reception by a Titans rookie since Chris Sanders' 76-yard score at Pittsburgh on Dec. 3, 1995. Brown also notched a 28-yard reception in the second quarter at Atlanta.
- **Against Buffalo (10/6)**, registered 27 yards on two receptions.
- **At Denver (10/13)**, totaled 23 yards on two receptions.
- **Against the Los Angeles Chargers (10/20)**, tied for the team lead with six receptions for 64 yards. His six receptions were the most of his rookie season through seven weeks.
- **Against Tampa Bay (10/27)**, totaled two receptions for 11 yards, including the go-ahead touchdown on an eight-yard pass from Ryan Tannehill in the fourth quarter. His three touchdown receptions in 2019 gave him the most by a Titans rookie since 2013, when Justin Hunter totaled four touchdown catches.
- **At Carolina (11/3)**, led the team with 81 receiving yards on four receptions. He caught a short pass and went 23 yards in the second quarter and posted a 35-yard reception in the fourth quarter.
- **Against Kansas City (11/10)**, posted one reception for 17 yards.
- **Against Jacksonville (11/24)**, led the team with 135 yards on four receptions, including a touchdown. He had receptions of 19, 36, 65 (touchdown) and 15 yards. He recorded a career-long 65-yard touchdown reception in the third quarter to notch the fourth touchdown of his rookie season. His 33.8-yard single-game receiving average ranked second in franchise history among players with four or more receptions in a game. Justin Gage's 36.8-yard average at Jacksonville on Nov. 16, 2008 was the only better average with a four-catch minimum. His 135 receiving yards were the most in a game by a franchise rookie since Nov. 26, 1995, when Chris Sanders had 147 receiving yards against the Denver Broncos. His 135 receiving yards were also the second-most by an NFL rookie in 2019 through Nov. 24, behind only Baltimore Ravens rookie Marquise Brown's 147 yards at the Miami Dolphins on Sept. 8. He became the fourth rookie in the "Titans era" (1999–present) to have a pair of 100-yard receiving games, joining Kenny Britt (2009), Justin Hunter (2013) and Dorial Green-Beckham (2015). Brown also became the fifth Titans rookie since 1999 with four touchdown receptions, joining Tyrone Calico (2003), Kendall Wright (2012), Justin Hunter (2013) and Dorial Green-Beckham (2015). Brown was named NFL Rookie of the Week for his performance against the Jaguars.
- **At Indianapolis (12/1)**, led the team with 45 receiving yards on three receptions (tied for team lead).

Brown's 2019/Career Regular Season Statistics:

Year	Team	GP	GS	Rec	Yds	Avg	Lg	TD
2019	Ten	12	7	34	626	18.4	65	4

Brown's Regular Season Single-Game Highs:

Receptions - 6 vs. Los Angeles Chargers (10/20/19)
Receiving Yards - 135 vs. Jacksonville (11/24/19)
Long Reception - 65t vs. Jacksonville (11/24/19)
Touchdown Receptions - 2 at Atlanta (9/29/19)

Brown's Career College Statistics:

Year	Team	GP	GS	Rec	Yds	Avg	Lg	TD
2016	Miss	12	1	29	412	14.2	37	2
2017	Miss	12	12	75	1,252	16.7	77	11
2018	Miss	12	12	85	1,320	15.5	84t	6
Totals		36	25	189	2,984	15.8	84t	19

ROOKIE & 1ST-YEAR RECEIVING LEADERS

Titans wide receiver **A.J. Brown**, a second-round pick in the 2019 NFL Draft, ranks among the top rookies and first-year players in receptions and receiving yards this season.

Most receiving yardage in 2019 by NFL rookies and first-year players:

Player	Team	Position	Rec Yds
1. Terry McLaurin	Washington Redskins	WR	646
2. DK Metcalf	Seattle Seahawks	WR	630
3. A.J. Brown	Tennessee Titans	WR	626
4. Deebo Samuel	San Francisco 49ers	WR	564
5. Marquise Brown	Baltimore Ravens	WR	520
6. Darius Slayton	New York Giants	WR	505
7. Mecole Hardman	Kansas City Chiefs	WR	450
8. Preston Williams	Miami Dolphins	WR	428
9. Diontae Johnson	Pittsburgh Steelers	WR	423
10. Hunter Renfrow	Oakland Raiders	WR	396

Most receptions in 2019 by NFL rookies and first-year players:

Player	Team	Position	Rec
1. Terry McLaurin	Washington Redskins	WR	42
Deebo Samuel	San Francisco 49ers	WR	42
3. DK Metcalf	Seattle Seahawks	WR	38
4. Darius Slayton	New York Giants	WR	37
5. Hunter Renfrow	Oakland Raiders	WR	36
Marquise Brown	Baltimore Ravens	WR	36
Diontae Johnson	Pittsburgh Steelers	WR	36
8. A.J. Brown	Tennessee Titans	WR	34
9. Preston Williams	Miami Dolphins	WR	32
Miles Sanders	Philadelphia Eagles	RB	32
T.J. Hockenson	Detroit Lions	TE	32

2019 RECEIVING AVERAGE LEADERS

Titans rookie wide receiver **A.J. Brown** is among the NFL's leaders in 2019 in receiving average. Only four players have more yards per reception than Brown.

Highest receiving average in 2019 (all players; minimum two receptions per team game):

Player	Rec	Rec Yds	Rec Avg
1. Mike Williams	38	778	20.5
2. Kenny Golladay	47	950	20.2
3. James Washington	30	578	19.3
4. Stefon Diggs	46	880	19.1
5. A.J. Brown	34	626	18.4
6. Chris Conley	37	625	16.9
7. Courtland Sutton	54	906	16.8
8. Mike Evans	66	1,096	16.6
DK Metcalf	38	630	16.6
10. Michael Gallup	49	796	16.2



#84 • WR COREY DAVIS

[CLICK FOR COMPLETE BIO](#)

Wide receiver **Corey Davis** (6-3, 209) is in his third NFL season in 2019. He was selected by the Titans with the fifth overall pick in the 2017 NFL Draft.

Davis led the Titans offense in 2018 with 65 receptions, 891 receiving yards and four touchdowns. His yardage total ranked ninth among all AFC wide receivers.

As a rookie, Davis totaled 34 receptions for 375 yards in 11 games (nine starts). He started both postseason contests and contributed nine receptions for 98 yards and a team-high two touchdowns.

In four seasons at Western Michigan (2013–2016), Davis played and started 50 games. He registered 332 career receptions for 5,285 yards and 52 touchdowns, setting the Mid-American Conference record in each category and becoming the only player in FBS history with 300 catches, 5,000 yards and 50 touchdowns. His 5,285 career receiving yards were the most in FBS history, and he ended his career ranked second all-time in FBS history with 52 career receiving touchdowns (60 by Jarrett Dillard). Davis' 332 career receptions ranked fourth all-time in FBS annals.

As a senior, he set career highs with 97 receptions, 1,500 receiving yards and 19 touchdowns, ranking eighth, seventh and first (tied) in the FBS, respectively. He helped the Broncos win the MAC and go undefeated until suffering their first loss in the Cotton Bowl. Davis' record-setting, All-American campaign included five games of 100-plus yards and six games of two or more receiving touchdowns.

Davis is a native of Wheaton, Ill.

2019 Notes:

- **Against Indianapolis (9/15)**, caught three passes for 38 yards. His 25-yard catch in the third quarter preceded a Titans touchdown on the next play. In the first quarter, he recorded his 100th career reception on a six-yard grab, reaching the 100-catch benchmark in his 29th career game. Since the 1970 AFL-NFL merger, wide receivers Kendall Wright (22 games) and Ernest Givins (24) are the only other players to hit 100 receptions with the Titans/Oilers within their first 29 games.
- **At Jacksonville (9/19)**, posted three receptions for 44 yards, including a 19-yard grab.
- **At Atlanta (9/29)**, recorded a team-high five receptions for 91 yards and one touchdown. His yardage total tied for the fourth-highest single-game total of his career. In the first quarter, he converted a third-and-15 with a



16-yard reception. Extending the drive allowed the Titans to finish the possession with a touchdown. He made a 22-yard catch in the second quarter, and three plays later, he scored on a 23-yard pass from Marcus Mariota to give him his first touchdown of 2019 and the fifth touchdown of his career.

- **Against Buffalo (10/6)**, registered a pair of receptions for 28 yards, including a 23-yard reception in the second quarter.
- **At Denver (10/13)**, totaled 36 yards on three receptions.
- **Against the Los Angeles Chargers (10/20)**, tied for the team lead with six receptions for a team-high 80 yards with one touchdown. It was the sixth-highest receiving yardage total of his career. He recorded an eight-yard touchdown reception in the final minute of the first half, and in the fourth quarter, he provided a 38-yard reception to convert a third down.
- **Against Tampa Bay (10/27)**, registered two catches for nine yards.
- **At Carolina (11/3)**, tied for second on the team with four receptions for 48 total yards.
- **Against Kansas City (11/10)**, he was inactive with a hip injury.
- **Against Jacksonville (11/24)**, finished with two receptions for 29 yards, including a 24-yard reception in the second quarter.
- **At Indianapolis (12/1)**, posted a 23-yard reception to help set up a Titans touchdown in the first quarter.

Davis' Career Regular Season Statistics:

Year	Team	GP	GS	Rec	Yds	Avg	Lg	TD
2017	Ten	11	9	34	375	11.0	37	0
2018	Ten	16	16	65	891	13.7	51	4
2019	Ten	11	8	31	426	13.7	38	2
Totals		38	33	130	1,692	13.0	51	6

Davis' Career Postseason Statistics:

Year	Team	GP	GS	Rec	Yds	Avg	Lg	TD
2017	Ten	2	2	9	98	10.9	17	2

Davis' NFL Regular Season Single-Game Highs:

Receptions - 9 vs. Philadelphia (9/30/18)
Receiving Yards - 161 vs. Philadelphia (9/30/18)
Long Reception - 51 vs. Philadelphia (9/30/18)
Receiving Touchdowns - 1 (Five times, last at Atlanta, 9/29/19)

Davis' NFL Playoff Single-Game Highs:

Receptions - 5 at New England (1/13/18)
Receiving Yards - 63 at New England (1/13/18)
Long Reception - 17 at New England (1/13/18)
Receiving Touchdowns - 2 at New England (1/13/18)

CONVERTING THIRD DOWNS

Corey Davis led the team in overall receiving in 2018, and he also became a favorite target on third down.

Twenty-three of his 65 catches came on third down, and of those plays, 20 resulted in first downs. His 20 receptions to convert third downs tied for the eighth-highest total in the NFL and were the most by a Titans player since tight end **Delanie Walker's** 21 such catches in 2015.

Most third-down conversions on receptions in 2018:

Player	3rd Down Receptions	Converted for 1st Down
1. Julio Jones	32	24
2. Tyler Boyd	24	22
Michael Thomas	30	22
DeAndre Hopkins	30	22
5. Adam Thielen	29	21
Travis Kelce	24	21
T.Y. Hilton	24	21
8. Corey Davis	23	20
Mike Evans	21	20
10. Davante Adams	27	19
Dede Westbrook	22	19



100 RECEPTIONS IN 29 GAMES

Against Indianapolis on Sept. 15, 2019, **Corey Davis** reached 100 career receptions. In doing so, he became one of the franchise's fastest players to 100 receptions.

Since the 1970 AFL-NFL merger, only wide receivers **Kendall Wright** (22 games) and **Ernest Givins** (24) hit 100 receptions with the Titans/Oilers within their first 30 games prior to Davis.

Fewest career NFL games needed to reach 100 receptions with the franchise, 1970–2019:

Player	Pos	Games to Reach 100 Receptions
1. Kendall Wright	WR	22
2. Ernest Givins	WR	24
3. Corey Davis	WR	29
4. Kenny Britt	WR	31
5. Chris Johnson	RB	33
6. Haywood Jeffries	WR	37
Ben Troupe	TE	37
8. Kevin Dyson	WR	38
9. Billy Johnson	WR	39
10. Chris Sanders	WR	40

AMONG FASTEST TO 1,000 REC YARDS

On Nov. 26, 2018 at Houston, Titans wide receiver **Corey Davis** hit the 1,000-yard career receiving mark in his 22nd NFL game.

Davis reached the 1,000-yard mark in fewer career games than all but two players for the franchise since 1970. In that time period, only **Ernest Givins** and **Chris Sanders** hit the mark in fewer games. Givins reached 1,000 receiving yards in his 14th career game in 1985, and Sanders took 21 games from 1995–1996 to reach the plateau. Davis tied **Kendall Wright**, who also hit 1,000 receiving yards in his 22nd game (2012–2013).

Titans/Oilers to reach 1,000 receiving yards in the fewest games at the beginning of a career, 1970–present:

Player	Season(s)	Games to 1,000 Rec Yards
1. Ernest Givins	1985	14
2. Chris Sanders	1995–1996	21
3. Corey Davis	2017–2018	22
Kendall Wright	2012–2013	22
5. Kenny Britt	2009–2010	23



#10 • WR ADAM HUMPHRIES

[CLICK FOR COMPLETE BIO](#)



Wide receiver **Adam Humphries** (5-11, 195) is in his fifth NFL season and his first campaign with the Titans. He was signed as an unrestricted free agent on March 15, 2019 after spending the first four years of his career (2015-18) with the Tampa Bay Buccaneers.

In 60 career games with the Buccaneers (17 starts), Humphries totaled 219 receptions for 2,329 yards and nine touchdowns, increasing his reception and yardage totals every season. He also returned 51 punts for 425 yards.

In 2018, Humphries set career highs with 76 receptions, 816 receiving yards and five touchdowns. Aligned in the slot (per Sportradar and Next Gen Stats), he ranked first in the NFL in receiving first downs (42), tied for second in receptions (59), and finished second in total yards after catch (319).

A native of Spartanburg, S.C., Humphries played four seasons at Clemson, where he accumulated 127 catches for 1,097 yards and three touchdowns in 53 career games.

He entered the NFL by signing with the Buccaneers as an undrafted free agent on May 11, 2015.

2019 Notes:

- **At Cleveland (9/8)**, made his debut in a Titans uniform, and in the second quarter, he recorded his first reception with the Titans, converting a third-and-three with a five-yard catch.
- **At Jacksonville (9/19)**, led the team with 93 yards on six receptions. He achieved the fourth-highest receiving yardage total of his career and his highest since joining the Titans in 2019. He recorded a 30-yard reception in the first quarter.
- **At Atlanta (9/29)**, caught two passes for 15 yards.
- **Against Buffalo (10/6)**, caught a team-high four passes for 30 yards.
- **At Denver (10/13)**, led the team with six receptions and 47 receiving yards.
- **Against the Los Angeles Chargers (10/20)**, contributed four receptions for 40 yards and returned a punt 14 yards.
- **Against Tampa Bay (10/27)**, registered 24 yards on three receptions against his former team.
- **At Carolina (11/3)**, tied for second on the team with four receptions and finished second on the team with 65 receiving yards. He posted a 25-yard reception to convert a third down in the third quarter.
- **Against Kansas City (11/10)**, provided the game-winning, 23-yard touchdown reception with 23 seconds remaining in the fourth quarter. With the Titans trailing 32-27, he recorded his only catch of the day and raced into the end zone. It was his first touchdown in a Titans uniform and the 10th touchdown reception of his five-year NFL career. His touchdown was the first of his career in which he scored to give his team the lead in the fourth quarter of a win.
- **Against Jacksonville (11/24)**, totaled three receptions for 20 yards, including a key third-down conversion on the team's first touchdown drive (six yards). He posted a season-long 21-yard punt return in the second quarter, registering the third-longest punt return of his career.
- **At Indianapolis (12/1)**, recorded a 13-yard touchdown reception on a third-down play in the first quarter. It was his second touchdown reception of 2019 and his 11th career touchdown catch.

Humphries' Career Regular Season Receiving Statistics:

Year	Team	GP	GS	Rec	Yds	Avg	Lg	TD
2015	TB	13	0	27	260	9.6	27	1
2016	TB	15	4	55	622	11.3	42t	2
2017	TB	16	3	61	631	10.3	43	1
2018	TB	16	10	76	816	10.7	51	5
2019	Ten	12	3	37	374	10.1	30	2
Totals		72	20	256	2,703	10.6	51	11

Humphries' Career Regular Season Punt/Kickoff Return Statistics:

Year	Team	PR	Yds	Avg	Lg	TD	KR	Yds	Avg	Lg	TD
2015	TB	0	0	-	-	0	0	0	-	-	0
2016	TB	24	237	9.9	25	0	4	47	11.8	17	0
2017	TB	6	49	8.2	19	0	0	0	-	0	0
2018	TB	21	139	6.6	16	0	2	17	8.5	13	0
2019	Ten	12	78	6.5	21	0	0	0	-	-	0
Totals		63	503	8.0	25	0	6	64	10.7	17	0



Humphries' Regular Season Single-Game Highs:

Receptions - 10 vs. Carolina (1/1/17)
Receiving Yards - 102 vs. New Orleans (12/31/17)
Long Reception - 51 at Atlanta (10/14/18)
Receiving Touchdowns - 2 at Carolina (11/4/18)
Punt Returns - 5 at Arizona (9/18/16)
Punt Return Yards - 48 vs. Seattle (11/27/16)
Punt Return Long - 25 at Arizona (9/18/16)
Kickoff Returns - 1 (Six times, last vs. Philadelphia 9/16/18)
Kick Return Yards - 17 at San Francisco (10/23/16)
Kickoff Return Long - 17 at San Francisco (10/23/16)

2018 RECEIVING FROM THE SLOT

While playing for the Tampa Bay Buccaneers in 2018, **Adam Humphries** totaled 76 receptions for 816 yards and five touchdowns.

When he was aligned in the slot, Humphries was among the NFL's most productive players. Per Sportradar and Next Gen Stats, among all NFL wide receivers in the slot, Humphries ranked first in receiving first downs (42), tied for second in receptions (59), and finished second in total yards after catch (319).

Most first-down receptions from the slot among wide receivers in 2018:

Wide Receiver	1st Downs
1. Adam Humphries	42
2. Adam Thielen	38
3. Cole Beasley	36
4. JuJu Smith-Schuster	35
5. Tyler Boyd	33

Most receptions from the slot among wide receivers in 2018:

Wide Receiver	Receptions
1. Adam Thielen	69
2. Adam Humphries	59
JuJu Smith-Schuster	59
4. Dede Westbrook	55
5. Cole Beasley	54

Most receiving yards from the slot among wide receivers in 2018:

Wide Receiver	Rec Yards
1. Tyreek Hill	858
2. JuJu Smith-Schuster	788
3. Tyler Boyd	722
4. Adam Thielen	718
5. Adam Humphries	666

Most yards after catch from the slot among wide receivers in 2018:

Wide Receiver	Yards After Catch
1. JuJu Smith-Schuster	349
2. Adam Humphries	319
3. Dede Westbrook	313
4. Tyreek Hill	301
5. Tyler Boyd	298

#19 • WR TAJAÉ SHARPE

[CLICK FOR COMPLETE BIO](#)



Wide receiver **Tajaé Sharpe** (6-2, 194) is in his fourth NFL season in 2019. He was selected by the Titans in the fifth round (140th overall) of the 2016 NFL Draft.

Sharpe's 2018 totals included 26 receptions for 316 yards and two touchdowns. He played in all 16 games for the second time in his career and set a career high with 13 starts.

Sharpe's second NFL campaign came to an end before the regular season began. He was placed on injured reserve on Sept. 2 after suffering a foot injury in the preseason finale.

As a rookie, Sharpe played in all 16 games with 10 starts, the highest number of starts by a Titans rookie wide receiver since **Chris Sanders** started 11 games in 1995.

Sharpe totaled 41 receptions for 522 yards and a pair of touchdowns during his first season. In franchise history, only eight other rookies had more receptions, and Sharpe ranked seventh among the NFL's 2016 rookie class in receptions and receiving yards.

In four seasons at the University of Massachusetts (2012-15), Sharpe appeared in 47 career games with 43 starts and finished as the school's all-time leader with 277 receptions and 3,486 receiving yards. He caught at least one pass in every game he played. The two-time All-MAC first-team performer ended his collegiate career ranked third in Minuteman history with 16 touchdowns and sixth with 3,497 all-purpose yards.

As a senior in 2015, Sharpe's 111 catches led the nation. He recorded 1,319 receiving yards and five touchdown catches and was a Walter Camp All-American.

Sharpe is a native of Piscataway, N.J.

2019 Notes:

- **Against Indianapolis (9/15)**, totaled 24 yards on a pair of receptions, including a 15-yard catch.
- **At Jacksonville (9/19)**, totaled 70 yards on two receptions, posting the third-highest yardage total of his career. He recorded a 23-yard reception in the first quarter and then registered a career-long 47-yard catch in the third quarter. His previous career long was a 34-yard touchdown at Indianapolis on Nov. 20, 2016.
- **Against Buffalo (10/6)**, posted one catch for 12 yards.
- **Against the Los Angeles Chargers (10/20)**, caught two passes for 19 yards, including a go-ahead five-yard touchdown in the fourth quarter on a pass from Ryan Tannehill. The touchdown reception came on third-and-goal. He notched his first touchdown of 2019 and the fifth touchdown of his career.
- **Against Tampa Bay (10/27)**, totaled 18 yards and a touchdown on three catches. In the first quarter, he connected with Ryan Tannehill on a six-yard touchdown pass, which gave Sharpe touchdowns in back-to-back games for the second time in his career.



- **At Carolina (11/3)**, totaled 31 yards on two receptions and forced a 42-yard defensive pass interference penalty in the first quarter. On a 16-yard reception in the fourth quarter, he reached the 1,000-yard career receiving mark.
- **Against Kansas City (11/10)**, registered a 20-yard reception in the first quarter.
- **At Indianapolis (12/1)**, he was inactive with a hamstring injury.

Sharpe's Career Regular Season Statistics:

Year	GP	GS	Rec	Yds	Avg	Lg	TD
2016	16	10	41	522	12.7	34t	2
2017	0	0				Injured Reserve	
2018	16	13	26	316	12.2	28	2
2019	11	6	13	194	14.9	47	2
Totals	43	29	80	1,032	12.9	47	6

Sharpe's Regular Season Single-Game Highs:

Receptions - 7 (Twice, last at L.A. Chargers, 10/21/18)

Receiving Yards - 101 at L.A. Chargers (10/21/18)

Long Reception - 47 at Jacksonville (9/19/19)

Touchdowns - 1 (Six times, last vs. Tampa Bay, 10/27/19)

PCT. RECEPTIONS FOR 1ST DOWNS IN 2018

In 2018, 84.6 percent of **Tajae Sharpe's** receptions earned first downs (22 of 26), which ranked first in the NFL among players with eight or more receptions.

Highest percentage of receptions for first downs in 2018 (minimum eight receptions):

Player	Receptions	Rec. for 1st Downs	Pct.
1. Tajae Sharpe	26	22	84.6
2. Mike Williams	43	36	83.7
3. Marquise Goodwin	23	19	82.6
4. O.J. Howard	34	28	82.4
5. Mark Andrews	34	28	82.4
6. Tre'Quan Smith	28	23	82.1
7. Chris Godwin	59	48	81.4
8. Breshad Perriman	16	13	81.3
9. A.J. Green	46	37	80.4
10. Devin Funchess	44	35	79.5

FRANCHISE ROOKIE RECEIVING LEADERS

Tajae Sharpe finished his rookie season with 41 receptions. In franchise history, only eight other rookies have had more receptions.

Most receptions by a rookie in franchise history:

Player (Pos)	Year	Receptions
1. Bill Groman (WR)	1960	72
2. Kendall Wright (WR)	2012	64
3. Ernest Givins (WR)	1986	61
4. Sid Blanks (RB)	1964	56
5. Charlie Hennigan (WR)	1960	44
6. Chris Johnson (RB)	2008	43
7. Kenny Britt (WR)	2009	42
Jerry LeVias (WR)	1969	42
9. Tajae Sharpe (WR)	2016	41
10. Rodney Thomas (RB)	1995	39

MORE TITANS WIDE RECEIVERS**12 - WR CAMERON BATSON (5-8, 175, 2nd Year, Texas Tech)**

- Wide receiver **Cameron Batson** was signed by the Titans as a rookie free agent on May 11, 2018.
- As a rookie in 2018, he appeared in 11 total games with two starts. His rookie totals included eight receptions for 82 yards, three punt returns for four yards and one carry for one yard.
- Batson appeared in 50 games over four seasons at Texas Tech, totaling 157 receptions for 1,499 yards and 14 touchdowns. He also returned 22 kicks for 417 yards and returned 65 punts for 394 yards.
- As a senior in 2017, he saw action in all 13 games (nine starts) and set a

single-season career-high with 924 all-purpose yards. He caught 59 passes for 487 yards and five touchdowns, returned 14 kicks for 308 yards, and returned 17 punts for 91 yards.

- He is a native of Oklahoma City, Okla.

2019 Notes:

- Placed on injured reserve on July 31, 2019 after suffering an injury during training camp.

16 - WR CODY HOLLISTER (6-4, 216, 2nd Year, Arkansas)

- Wide receiver **Cody Hollister** was added to the 53-man roster from the practice squad on Nov. 9, 2019. He joined the Titans as a free agent on May 13, 2019 and then spent the first nine games of the 2019 campaign on the practice squad.

- Hollister originally signed with the New England Patriots as a rookie free agent on May 5, 2017. He spent the entire 2017 season on the Patriots' practice squad, and spent the entire 2018 season on the Patriots' injured reserve list with a non-football injury.

- Hollister played in 29 games with 12 starts over three seasons at Arkansas (2014-16), and caught 27 passes for 342 yards and one touchdown.

- His twin brother, Jacob, is a tight end with the Seattle Seahawks.

- He is a native of Bend, Ore.

2019 Notes:

- **Against Kansas City (11/10)**, made his Titans debut on special teams.
- **At Indianapolis (12/1)**, recorded his first career reception on an 11-yard pass from Ryan Tannehill in the second quarter. He totaled two receptions for 13 yards.

14 - WR KALIF RAYMOND (5-8, 182, 2nd Year, Holy Cross)

- Wide receiver **Kalif Raymond** was promoted from the practice squad to the 53-man roster on Oct. 26, 2019.

- He also spent a total of three games in 2018 on the Titans practice squad, as well as one game on the New York Giants practice squad.

- Raymond arrived in Tennessee with 12 games of NFL experience with the Denver Broncos, New York Jets and Giants. His statistics prior to joining the Titans included 29 punt returns for 210 yards and 20 kick returns for 408 yards.

- Raymond originally signed with the Broncos as a rookie free agent on May 6, 2016. He spent the majority of his rookie season on the Broncos practice squad before being elevated to the active roster and appearing in four contests. He tallied 11 punt returns for 111 yards and six kick returns for 137 yards.

- Raymond spent the 2017 season on the practice squads and active rosters of both the New York Jets and New York Giants. He appeared in two games for the Jets (Weeks 1-2) where he returned five punts for 38 yards and three kicks for 85 yards. He was re-signed to the Jets practice squad for Weeks 3-4 before being waived and signed to the Giants' practice squad on Oct. 11, 2017. He was elevated to the active roster and saw action in six total contests for the Giants, returning 13 punts for six yards and 11 kicks for 186 yards.

- Raymond played in 40 games with 23 starts over four seasons (2012-15) as a wide receiver and return specialist for Holy Cross. He totaled 155 receptions for 1,683 yards and 14 touchdowns, returned 62 punts for 464 yards and a score, as well as 80 kick returns for 1,809 yards and two touchdowns.

- He is a native of Lawrenceville, Ga.

2019 Notes:

- **Against Tampa Bay (10/27)**, made his Titans debut and recorded a 45-yard kickoff return to set a new career long (previous long of 40 yards). The return led to a Titans field goal.

- **At Carolina (11/3)**, totaled 19 yards on two receptions and returned three kickoffs for 69 total yards (23.0 avg.) with a long return of 32 yards. He registered a 14-yard catch in the fourth quarter, his second career reception and his first since Nov. 19, 2017 as a member of the New York Giants.

- **Against Kansas City (11/10)**, recorded a career-long 52-yard reception on a pass from Ryan Tannehill in the second quarter. He added 46 total yards on three kickoff returns.

- **Against Jacksonville (11/24)**, registered a 14-yard reception and added a 34-yard kickoff return.

- **At Indianapolis (12/1)**, recorded his first career start and scored his first career touchdown. Late in the fourth quarter, he helped seal the victory with a 40-yard touchdown on a pass from Ryan Tannehill. It was his second catch of at least 40 yards in a three-game span.



OFFENSIVE LINEMEN

TACKLES

No.	Name	Ht	Wt	Exp	College
78	Conklin, Jack	6-6	308	4	Michigan State
71	Kelly, Dennis	6-8	321	8	Purdue
77	Lewan, Taylor	6-7	309	6	Michigan

GUARDS

No.	Name	Ht	Wt	Exp	College
64	Davis, Nate	6-3	316	R	Charlotte
66	Pamphile, Kevin	6-5	315	6	Purdue
76	Saffold III, Rodger	6-5	325	10	Indiana

CENTERS

No.	Name	Ht	Wt	Exp	College
75	Douglas, Jamil	6-4	309	2	Arizona State
52	Grasu, Hroniss	6-3	301	4	Oregon
60	Jones, Ben	6-3	308	8	Georgia

Three of his career starts at left tackle came in bowl games (2014 Rose, 2015 Cotton, 2016 College Football Playoff Semifinal at Cotton Bowl).

In his final season on campus, Conklin was named second-team All-American by The Associated Press and was on numerous All-Big Ten teams.

Conklin's Career Regular Season Games Played/Games Started:

Year	Team	GP	GS	Starts by Position
2016	Ten	16	16	RT-16
2017	Ten	16	16	RT-16
2018	Ten	9	9	RT-9
2019	Ten	12	12	RT-12
NFL Totals		53	53	RT-53

Conklin's Career Postseason Games Played/Games Started:

Year	Team	GP	GS	Starts by Position
2017	Ten	2	2	RT-2

32 STARTS IN TWO SEASONS

Right tackle **Jack Conklin** recorded 16 starts in his second season. In doing so, he joined a total of four other former Titans and two offensive linemen in a rare feat.

Since the team became the Titans in 1999, Conklin is in a group of five players who have started all 32 games from the time they were drafted through the end of their second seasons. He joined defensive end **Jevon Kearse** (1999–2000), safety **Tank Williams** (2002–2003), offensive tackle **Michael Roos** (2005–2006) and guard **Chance Warmack** (2013–2014).

Players who have started all 32 games in their first two NFL seasons during the "Titans era" (1999–present):

Player	Position	Seasons
Jack Conklin	Right Tackle	2016–2017
Chance Warmack	Right Guard	2013–2014
Michael Roos	Right Tackle/Left Tackle	2005–2006
Tank Williams	Safety	2002–2003
Jevon Kearse	Defensive End	1999–2000

#60 • C BEN JONES

[CLICK FOR COMPLETE BIO](#)

Center **Ben Jones** (6-3, 308) is in his eighth NFL season and his fourth campaign with the Titans in 2019. He was signed as an unrestricted free agent on March 10, 2016.

On Nov. 3, 2019, Jones' streak of 120 consecutive games played and 88 consecutive starts came to an end when he was deactivated with a concussion. At the time, Jones' consecutive games streak tied Kansas City's **Mitchell Schwartz** for the longest active streak in the NFL among offensive linemen, and his starting streak ranked first in the NFL among all centers.

Jones started all 16 games at center in 2018, registering a start in every contest for the fifth consecutive season, dating back to his third year in Houston (2014).

In his first year in Tennessee, Jones played a key role in an offensive turnaround. The veteran was a key cog in a line that helped the Titans finish 11th overall in offense, third in rushing and tied for seventh in fewest sacks allowed.

Jones was originally selected by the Houston Texans in the fourth round (99th overall) of the 2012 NFL Draft. Over the following four seasons, he started contests at center and both guard spots. He was a starter on two playoff teams in Houston (2012 and 2015).

In 2015, Jones started every game at center, extending his streak of consecutive regular season games played to 64, which was the second-longest active streak among NFL centers at the conclusion of the season.

A native of Centreville, Ala., Jones attended the University of Georgia, where his 49 total starts ranked third in school annals. He was a two-time All-SEC selection by the league's coaches and was named to Georgia's Team of the Decade. As a senior (2011), the team captain earned All-SEC first-team honors.

#78 • T JACK CONKLIN

[CLICK FOR COMPLETE BIO](#)

Jack Conklin is in his fourth NFL season in 2019. The 6-foot-6, 308-pound tackle was selected by the Titans with the eighth pick in the first round of the NFL Draft.

Conklin's 2018 season came to an end with three games remaining due to a knee injury he suffered against the Jacksonville Jaguars on Dec. 6. Prior to going on injured reserve, he played and started in nine games on the season, all at right tackle.

Conklin started every game at right tackle in his first two seasons, including all 16 games in the 2017 regular season and both postseason games. However, he suffered a torn ACL during the second and final playoff contest at New England. The injury led him to spend all of training camp and preseason in 2018 on the physically unable to perform list.

As a rookie, Conklin became the team's first player to start all 16 games at left or right tackle as a rookie since **Michael Roos** in 2005. He was a key cog in a line that helped the Titans finish 11th overall in offense, third in rushing and tied for seventh in fewest sacks allowed.

Conklin was named an alternate for the Pro Bowl and was named first-team Associated Press All-Pro. He became the first Titans player to receive first-team All-Pro honors since running back **Chris Johnson** in 2009 and the first Titans rookie to receive the honor since defensive end **Jevon Kearse** in 1999. Conklin joined Dallas guard **Zack Martin** (2014) as the only rookie offensive linemen since the AFL-NFL merger to be named first-team AP All-Pro.

Conklin became the first draft pick by new general manager **Jon Robinson**. The Titans, who initially had the first pick in the draft but traded with the Los Angeles Rams back to the 15th spot, made a deal with the Cleveland Browns to jump up to the eighth spot to select Conklin. The Titans gave up a third-round pick and a second-rounder in 2017 in the trade and also got back a sixth-rounder.

The Michigan State product was a walk-on for the Spartans but went on to become the first Michigan State offensive lineman to be selected in the first round since 1989 (**Tony Mandarich**) and also the highest drafted Spartan since wide receiver **Charles Rogers** (No. 2) in 2003.

A native of Plainwell, Mich., Conklin was a three-year starter at left tackle for the Spartans. He started 38 of his 39 career games (35 at left tackle, three at right tackle) and recorded more than 235 career knockdowns.



**Jones' Career Regular Season Games Played/Games Started:**

Year	Team	GP	GS	Starts by Position
2012	Hou	16	10	RG-10
2013	Hou	16	1	RG-1
2014	Hou	16	16	LG-16
2015	Hou	16	16	C-16
2016	Ten	16	16	C-16
2017	Ten	16	16	C-16
2018	Ten	16	16	C-16
2019	Ten	11	11	C-11
NFL Totals		123	102	C-75, LG-16, RG-11

Jones' Career Postseason Games Played/Games Started:

Year	Team	GP	GS	Starts by Position
2012	Hou	2	2	RG-2
2015	Hou	1	1	C-1
2017	Ten	2	2	C-2
NFL Totals		5	5	C-3, RG-2

#71 • G/T DENNIS KELLY[CLICK FOR COMPLETE BIO](#)

Dennis Kelly (6-8, 321) is in his eighth NFL season and his third campaign with the Titans in 2019. He was acquired in a trade with the Philadelphia Eagles on Aug. 16, 2016. In exchange for Kelly, the Titans dealt wide receiver Dorial Green-Beckham to the Eagles.

Kelly played in 11 games in 2018 with five starts at right tackle. It was the third-highest start total of his career.

Kelly played in all 16 games in both 2016 and 2017. During that time he had a regular role in the team's "heavy" personnel package and earned six total starts—six in 2016 and one in 2017. He helped the Titans rush for an average of 136.7 yards per game in 2016, which ranked third in the NFL.

Kelly entered the NFL as a fifth-round selection by the Eagles in the 2012 NFL Draft. In four seasons with the Eagles, he recorded 15 starts and 30 games played. He recorded nine starts with the Eagles at right tackle, four starts at right guard and two starts at left guard.

A native of Chicago Heights, Ill., Kelly was a team captain and a two-time offensive MVP at Purdue. He started his final three seasons at left tackle for the Boilermakers.

Kelly's Career Regular Season Games Played/Games Started:

Year	Team	GP	GS	Starts by Position
2012	Phi	13	10	RG-3, RT-7
2013	Phi	0	0	
2014	Phi	3	3	LG-2, RG-1
2015	Phi	14	2	RT-2
2016	Ten	16	6	TE-6
2017	Ten	16	1	TE-1
2018	Ten	11	5	RT-5
2019	Ten	11	4	LT-4
NFL Totals		84	31	LT-4, LG-2, RG-4, RT-14, TE-7

Kelly's Career Postseason Games Played/Games Started:

Year	Team	GP	GS	Starts by Position
2017	Ten	2	0	
NFL Totals		2	0	

#77 • T TAYLOR LEWAN[CLICK FOR COMPLETE BIO](#)

Tackle **Taylor Lewan** (6-7, 309) is in his sixth NFL season in 2019. He was selected by the Titans with the 11th overall pick of the 2014 NFL Draft and received a multi-year contract extension in 2018.

Lewan was named to the Pro Bowl for the third consecutive season in 2018. He played and started in 15 of the team's 16 games at left tackle, marking his fourth consecutive season with at least 15 starts.

In 2017, Lewan became the team's first offensive lineman to make multiple Pro Bowls since center **Kevin Mawae** from 2008–2009. Lewan started all 16 games for the second consecutive season in 2017 and added starts in both postseason contests.

In 2016, Lewan started all 16 games for the first time. The left tackle was the anchor a line that helped the Titans finish 11th overall in offense, third in rushing and tied for seventh in fewest sacks allowed.

In 2015, Lewan started the first 15 games of the season at left tackle before missing the finale with a concussion.

As a rookie in 2014, Lewan played in 11 games with six starts before suffering an ankle injury. He played as a reserve for the first five games and then started in six consecutive contests before the injury caused him to be inactive the final five weeks. For his efforts, Lewan was named to the Pro Football Writers of America All-Rookie Team.

In four seasons at Michigan, Lewan appeared in 50 games with 48 starts at left tackle. He started the final 41 games of his career and was named the Big Ten Conference Offensive Lineman of the Year in 2012 and 2013. As a senior in 2013, he started all 13 games at left tackle for the third consecutive season and was named second-team *Associated Press* All-American.

At the 2014 NFL Scouting Combine, he ran the 40-yard dash in 4.87 seconds, beating all other offensive linemen in his class and clocking the fourth-fastest time among offensive linemen in the last five years (2010-14). He also ranked among the top offensive linemen at the 2014 combine in the broad jump (first at nine feet, nine inches), vertical jump (tied for third at 30.5 inches) and three-cone drill (fourth at 7.39 seconds).

A native of Cave Creek, Ariz., Lewan became the first offensive tackle selected by the Titans/Oilers in the first round since tackle Brad Hopkins (13th overall) in 1993.



Lewan's Career <u>Regular Season</u> Games Played/Games Started:				
Year	Team	GP	GS	Starts by Position
2014	Ten	11	6	LT-6
2015	Ten	15	15	LT-15
2016	Ten	16	16	LT-16
2017	Ten	16	16	LT-16
2018	Ten	15	15	LT-15
2019	Ten	8	8	LT-8
NFL Totals		81	76	LT-76

Lewan's Career <u>Postseason</u> Games Played/Games Started:				
Year	Team	GP	GS	Starts by Position
2017	Ten	2	2	LT-2

#76 • G RODGER SAFFOLD III

[CLICK FOR COMPLETE BIO](#)

Guard **Rodger Saffold III** (6-5, 323) is in his 10th NFL season and his first campaign with the Titans in 2019. He was signed by the Titans as an unrestricted free agent from the Los Angeles Rams on March 15, 2019.

During the first nine seasons of his career (2010-18), Saffold appeared in 114 regular season games with 111 starts. He also gained experience in the postseason, starting four career playoff games, including all three postseason contests on the Rams' run to Super Bowl LIII at the conclusion of 2018.

From 2017-18, Saffold played an integral role in one of the NFL's top-ranked offenses. According to STATS Inc., he allowed only two sacks during that time.

Saffold is extremely versatile, having started with the Rams at right tackle (three games), left tackle (36), right guard (13) and left guard (43).

A native of Bedford, Ohio, he spent four seasons at Indiana University (2006-09), where he started 41 career games and earned All-Big Ten honors as a senior.

Saffold was originally selected by the Rams in the second round (33rd overall) of the 2010 NFL Draft.



Saffold's Career <u>Regular Season</u> Games Played/Games Started:				
Year	Team	GP	GS	Starts by Position
2010	StL	16	16	LT-16
2011	StL	9	9	LT-9
2012	StL	10	10	LT-10
2013	StL	12	9	RG-5, RT-3, LT-1
2014	StL	16	16	LG-13, RG-3
2015	StL	5	5	RG-5
2016	LAR	15	15	LG-12, LT-2, RT-1
2017	LAR	15	15	LG-15
2018	LAR	16	16	LG-16
2019	Ten	12	12	LG-12
NFL Totals		126	123	LG-68, LT-38, RG-13, RT-4



Saffold's Career <u>Postseason</u> Games Played/Games Started:				
Year	Team	GP	GS	Starts by Position
2017	LAR	1	1	LG-1
2018	LAR	3	3	LG-3
Playoff Totals		4	4	LG-4

MORE TITANS OFFENSIVE LINEMEN

64 - OL NATE DAVIS (6-3, 316, Rookie, Charlotte)

➤ **Nate Davis** was selected by the Titans in the third round (82nd overall) of the 2019 NFL Draft.

➤ In four seasons at Charlotte (2015-18), Davis appeared in 41 career games with 37 starts. A four-year starter on the offensive line, Davis started at guard from 2015-17 before switching to right tackle for his senior season in 2018.

➤ Davis is a native of Ashburn, Va.

75 - G JAMIL DOUGLAS (6-4, 309, 2nd Year, Arizona State)

➤ Guard **Jamil Douglas** was signed by the Titans to the practice squad on Oct. 3, 2018.

➤ Douglas arrived in Tennessee with 17 games of NFL experience, including six starts at right guard and center.

➤ Douglas was originally drafted by the Miami Dolphins in the fourth round (114th overall) of the 2015 NFL Draft. He appeared in all 16 games and made six starts as a rookie.

➤ In 2016, he spent time on the Dolphins practice squad and active roster (one game) and then spent much of the year on the New England Patriots practice squad.

➤ In 2017, Douglas spent the preseason with the Patriots before being waived during roster cuts. He was signed by the Atlanta Falcons to the team's practice squad, where he spent majority of the season before being elevated to the 53-man roster in Week 17 (did not play).

➤ In 2018, he spent the preseason with the Falcons before being waived during roster cuts. Douglas spent the remainder of the season on both the Indianapolis Colts and Titans practice squads.

➤ The Cypress, Calif., native played college football at Arizona State (2011-14), where he appeared in 53 games and made 40 consecutive starts.

52 - C/G HRONISS GRASU (6-3, 301, 4th Year, Oregon)

➤ **Hroniss Grasu** (pronounced huh-ROW-niss GRA-sue) was signed by the Titans as a free agent on Feb. 7, 2019.

➤ In 2018, he appeared in three games with one start for the Baltimore Ravens. He also spent time with the Chicago Bears and Miami Dolphins during the 2018 campaign but did not see game action.

➤ Grasu was originally drafted by the Chicago Bears in the third round (71st overall) of the 2015 NFL Draft. He started eight games at center as a rookie in 2015. Grasu spent the entire 2016 campaign on injured reserve. In 2017, he appeared in six games with four starts at center for the Bears.

➤ The Los Angeles, Calif., native played college football at Oregon, where he blocked for Titans QB Marcus Mariota from 2012-14.

66 - G/T KEVIN PAMPHILE (6-5, 315, 6th Year, Purdue)

➤ **Kevin Pamphile** (pronounced pom-FEEL) was signed by the Titans as an unrestricted free agent on March 29, 2018.

➤ Pamphile was placed on injured reserve on Sept. 25, 2018, three games into his first campaign in Tennessee. He appeared in all three games, starting against Houston (Sept. 16) at left tackle and at Jacksonville (Sept. 23) at right tackle.

➤ Pamphile was originally selected by the Tampa Bay Buccaneers in the fifth round (149th overall) of the 2014 NFL Draft. He spent four seasons with the Buccaneers (2014-17), appearing in 53 games with 33 starts. He started contests at guard, tackle and as an extra tight end.

➤ In his last two seasons in Tampa Bay (2016-17), Pamphile appeared in 30 games with 29 starts. He started 28 games at left guard and one contest at right tackle.

➤ In 2017, Pamphile played in all 16 games with a career-high 15 starts at left guard and was a part of a line that helped block for an offensive unit that produced 5,816 total yards, the third-most for a single season in team history.

➤ Pamphile played in 35 games at Purdue from 2009-2013, with 21 starts on the offensive line. As a senior in 2013, he started all 12 games at left tackle for the Boilermakers.



DEFENSIVE LINEMEN

No.	Name	Ht	Wt	Exp	College
99	Casey, Jurrell	6-1	305	9	Southern California
92	Dickerson, Matt	6-5	292	2	UCLA
94	Johnson, Austin	6-4	314	4	Penn State
90	Jones, DaQuan	6-4	322	6	Penn State
97	Mack, Isaiah	6-1	299	R	Chattanooga
98	Simmons, Jeffery	6-4	305	R	Mississippi State

#99 • DT JURRELL CASEY

[CLICK FOR COMPLETE BIO](#)

Defensive lineman **Jurrell Casey** (6-1, 305) is in his ninth NFL season in 2019. He was selected by the Titans in the third round (77th overall) of the 2011 NFL Draft.

A five-time defensive captain and a two-time Titans nominee for the Walter Payton NFL Man of the Year Award, Casey was named to his fourth consecutive Pro Bowl at the conclusion of the 2018 season. However, his season was cut short due to a knee injury he suffered on Dec. 22 against Washington.

Prior to the injury, he started 15 games and totaled 72 tackles, seven sacks, seven tackles for loss, a career-high 50 quarterback pressures, two forced fumbles and one fumble recovery. It marked the third time in his career he totaled at least seven sacks.

Casey finished his 2018 campaign in eighth place in franchise history with 46 career sacks. His total ranked second among all defenders in the "Titans era" behind only **Jevon Kearse's** 52 sacks.

In 2017, Casey started all 16 games and set a career high with 35 quarterback pressures, which ranked second on the team. His six sacks also ranked second on the squad, as he reached the mark for the third time in his career.

With six sacks in 2017, Casey became the first player for the team since **Ray Childress** (1986–1994) to register five or more consecutive seasons with at least five sacks.

In 2016, Casey started 15 games and set a then-career high with 29 quarterback pressures in addition to 51 tackles, five sacks, three tackles for loss and five passes defended. He became the first player for the team in the "Titans era" (1999–present) to register four consecutive seasons with at least five sacks.

In 2015, he started all 16 games for the second consecutive season and for the third time in his career. He led the team's defensive linemen with 86 tackles and tied **Brian Orakpo** for the team lead with seven sacks, the second-best total in Casey's career. Casey also set a then-career high and finished second on the team behind Orakpo with 28 quarterback pressures. He was named to the Pro Bowl for the first time in his career.

Casey was named one of five permanent team captains by his teammates for the first time in 2014. While remaining a key cog in the defense's switch from a 4-3 to a 3-4 scheme, he started all 16 games and led the team's defensive linemen (fourth on the team) with 86 tackles. His 27 quarterback pressures and 13 tackles for loss tied for the team lead and set new career highs. With five sacks, he ranked second on the squad.

In 2013, Casey was named *Associated Press* second-team All-Pro after putting together one of the best seasons by a defensive tackle in franchise history. His 10.5 sacks set a career high and made up the second-highest total by a franchise defensive tackle since sacks became an official statistic in 1982, finishing behind only **Ray Childress'** 13 sacks in 1992. In 2013, only **Jason Hatcher** of the Dallas Cowboys (11) finished with more sacks than Casey among defensive tackles.

Casey started 31 out of 32 games in his first two seasons, and in each campaign he led the team's defensive linemen in tackles. As a rookie, he notched 74 tackles and 2.5 sacks, and he followed with 80 tackles and three sacks in 2012.

A native of Long Beach, Calif., Casey played in 38 games (26 starts) on the defensive line (24 at right defensive tackle and two at nose tackle) at



the University of Southern California. He recorded 138 tackles, nine sacks, 22 tackles for loss, three quarterback pressures, four fumble recoveries, three forced fumbles, an interception and three passes defended.

In his final season with the Trojans (2010), he started all 13 games for the second consecutive season and had 67 tackles, a team-best 11 tackles for loss, a team-leading 4.5 sacks, one interception, one fumble recovery and two passes defended. He was named first-team All-Pac 10.

2019 Notes:

➤ **At Cleveland (9/8)**, posted two tackles and a team-high four quarterback pressures.

➤ **Against Indianapolis (9/15)**, totaled five tackles.

➤ **At Jacksonville (9/19)**, registered six tackles and a team-high three quarterback pressures.

➤ **At Atlanta (9/29)**, tallied six tackles, one sack, four quarterback pressures, one forced fumble and one fumble recovery. Late in the first quarter, he tallied a sack, a forced fumble and a fumble recovery on the same play – marking the first time in his career he accomplished the feat. He knocked the ball out of the hands of Matt Ryan to record his 47th career sack, his eighth career forced fumble and his fourth career fumble recovery. In the second quarter, he helped bring down Falcons running back Devonta Freeman for a one-yard loss on fourth-and-one.

➤ **Against Buffalo (10/6)**, produced two tackles and a team-high four quarterback pressures.

➤ **At Denver (10/13)**, totaled six tackles and one quarterback pressure.

➤ **Against the Los Angeles Chargers (10/20)**, credited with one tackle, two quarterback pressures and one fumble recovery. He made a game-saving play with a fumble recovery in the end zone for a touchback with 15 seconds remaining in the fourth quarter. The fumble was forced by linebacker Wesley Woodyard on a rushing attempt by Melvin Gordon III. The play gave Casey a career-high two fumble recoveries in 2019 and five total career fumble recoveries.

➤ **Against Tampa Bay (10/27)**, registered seven tackles, one sack, a team-high three quarterback pressures and one tackle for loss. In the second quarter, he dropped Jameis Winston for a five-yard sack on third down. In doing so, he tied Robert Brazile for seventh place on the franchise's all-time sack chart with his 48th career sack. With two minutes remaining in the fourth quarter, he combined with safety Kenny Vaccaro for a key fourth-down stop by stuffing running back Peyton Barber for a one-yard loss in Titans territory.

➤ **At Carolina (11/3)** and **against Kansas City (11/10)**, he was inactive with a shoulder injury.

➤ **Against Jacksonville (11/24)**, totaled three tackles and two quarterback pressures.

➤ **At Indianapolis (12/1)**, posted six tackles, one sack and one quarterback pressure. He took down Jacoby Brissett for a seven-yard sack in the second quarter. With his 49th career sack, he passed Robert Brazile (48 career sacks) for seventh place on the franchise's all-time sack chart.

Casey's Career Regular Season Statistics:

Year	GP	GS	Tackle	Sack	TFL	QBP	Int	PD	FF	FR
2011	16	15	74	2.5	5	9	0	1	1	1
2012	16	16	80	3.0	6	3	0	0	2	0
2013	15	14	90	10.5	3	10	0	3	1	1
2014	16	16	86	5.0	13	27	0	1	0	0
2015	16	16	86	7.0	11	28	0	5	0	0
2016	15	15	51	5.0	3	29	0	5	0	0
2017	16	16	72	6.0	7	35	0	1	1	0
2018	15	15	72	7.0	7	50	0	0	2	1
2019	10	10	44	3.0	1	24	0	0	1	2
Totals	135	133	655	49.0	56	215	0	16	8	5



Casey's Career Postseason Statistics:

Year	GP	GS	Tackle	Sack	TFL	QBP	Int	PD	FF	FR
2017	2	2	14	0.0	0	9	0	1	0	0

Casey's Regular Season Single-Game Highs:

Tackles - 10 (Twice, last vs. Arizona, 12/15/13)
Sacks - 2 (Nine times, last vs. Houston, 9/16/18)
Tackles for Loss - 3 (Three times, last at San Francisco, 12/17/17)
Forced Fumble - 1 (Eight times, last at Atlanta, 9/29/19)
Fumble Recovery - 1 (Five times, last vs. L.A. Chargers, 10/20/19)
Quarterback Pressures - 8 at Dallas (11/5/18)
Passes Defensed - 3 vs. Atlanta (10/25/15)

Casey's Playoff Single-Game Highs:

Tackles - 8 at Kansas City (1/6/18)
Quarterback Pressures - 5 at New England (1/13/18)
Passes Defensed - 1 at Kansas City (1/6/18)

SACKS BY DEFENSIVE TACKLES SINCE 2011

Since **Jurrell Casey** entered the NFL in 2011, only three players whose primary position is defensive tackle have registered more sacks than him.

Most sacks by NFL defensive tackles (primary position) since 2011:

Defensive Tackle	Sacks
1. Geno Atkins	72.5
2. Aaron Donald	69.0
3. Gerald McCoy	56.5
4. Jurrell Casey	49.0
5. Ndamukong Suh	46.0
6. Kyle Williams	35.0
7. Kawann Short	32.5
8. Marcell Dareus	32.0
9. Fletcher Cox	31.5
10. Mike Daniels	26.0

FOUR PRO BOWLS

In being named to his fourth Pro Bowl in 2018, **Jurrell Casey** tied for the seventh-most consecutive Pro Bowls in franchise history. Prior to Casey, the franchise's two most recent players to do so were offensive lineman **Bruce Matthews**, who made 14 consecutive Pro Bowls from 1988–2001, and running back **Eddie George**, who earned Pro Bowl berths from 1997–2000.

Casey also achieved a first-time feat for players in the club's "Titans era" (1999–present). Seven other players who have worn the two-tone blue have been named to three Pro Bowls. However, Casey is the first to earn four selections in the Titans era. He did so in four consecutive seasons.

Most consecutive Pro Bowl seasons, franchise history (1960–present)*:

Player	Position	Consecutive Pro Bowls*	Seasons
1. Bruce Matthews	OL	14	1988–2001
2. Mike Munchak	G	7	1987–1993
Robert Brazile	OLB	7	1976–1982
4. Warren Moon	QB	6	1988–1993
Bob Talamini	OL	6	1962–1967
6. Charlie Hennigan	WR	5	1961–1965
7. Jurrell Casey	DT	4	2015–2018
Eddie George	RB	4	1997–2000
Ray Childress	DL	4	1990–1993
Earl Campbell	RB	4	1978–1981
Curley Culp	DT	4	1975–1978

* Includes AFL All-Stars prior to 1970



FRANCHISE SACK LEADERS

Jurrell Casey ranks among the franchise's all-time leaders in career sacks. He passed former linebacker **Robert Brazile** (48.0) on Dec. 1, 2019 for seventh place in franchise annals.

Most career sacks, franchise history:

Player	Position	Seasons	Sacks*
1. Elvin Bethea	DE	1968–83	105.0
2. Ray Childress	DT	1985–95	75.5
3. Jesse Baker	DE	1979–87	66.0
4. William Fuller	DE	1986–93	59.0
5. Sean Jones	DE	1988–93	57.5
6. Jevon Kearse	DE	1999–03, 2008–09	52.0
7. Jurrell Casey	DT	2011–19	49.0
8. Robert Brazile	LB	1975–84	48.0
9. Ted Washington	LB	1973–82	45.0
10. Derrick Morgan	OLB	2010–19	44.5

* Individual sacks became an official statistic in 1982. Sacks recorded prior to 1982 are unofficial.

SACKS BY TITANS/OILERS DTs

Since individual sacks became an official NFL statistic in 1982, **Jurrell Casey** and **Ray Childress** are the only Titans/Oilers defensive tackles to produce double-digit sacks in a single season.

Most sacks in a season by Oilers/Titans defensive tackles, 1982–present:

Defensive Tackle	Season	Sacks
1. Ray Childress	1992	13.0
2. Jurrell Casey	2013	10.5
3. Ray Childress	1993	9.0
4. Albert Haynesworth	2008	8.5
Ray Childress	1989	8.5
Ray Childress	1988	8.5
Ray Childress	1990	8.0
8. Jurrell Casey	2018	7.0
Jurrell Casey	2015	7.0
Karl Klug	2011	7.0
Gary Walker	1997	7.0
Ray Childress	1991	7.0

Note: In 1992, Lee Williams recorded 11 total sacks while playing both defensive end and defensive tackle for the Oilers. He is excluded from this list.

#94 • DL AUSTIN JOHNSON

[CLICK FOR COMPLETE BIO](#)

Defensive lineman **Austin Johnson** (6-4, 314) is in his fourth NFL season in 2019. He was selected by the Titans with the 43rd overall pick in the second round of the 2016 NFL Draft.

Johnson's 2018 totals included a career-high nine starts, 25 tackles, one sack, five quarterback pressures, one tackle for loss and two passes defended in 16 games.

In 2017, Johnson played in all 16 games with three starts and totaled 32 tackles, one sack, two tackles for loss and two passes defended. He also appeared in both playoff games (one start) and contributed six tackles and one quarterback pressure.

In his rookie campaign, Johnson played in 10 games and totaled 15 tackles, 0.5 sacks, one tackle for loss, one quarterback pressure and one pass defended.

In three seasons at Penn State, Johnson appeared in 38 games and recorded 28 starts, including starts in all 26 games as a sophomore and junior. He totaled 154 tackles, 8.5 sacks, 24 tackles for loss, eight passes defended, one forced fumble and four fumble recoveries, including a 71-yard fumble return for a touchdown.

As a junior in 2015, Johnson started all 13 games and was named Associated Press first-team All-Big Ten honors. He ranked second on the team with 15 tackles for loss and 6.5 sacks. His 78 tackles ranked second among FBS defensive linemen and third on the team. It was the highest tackle total by a Penn State defensive lineman since Jimmy Kennedy's 87 in 2002.

Johnson is a native of Galloway, N.J.

2019 Notes:

- **At Cleveland (9/8)**, totaled three tackles.
- **At Jacksonville (9/19)**, recorded one quarterback pressure.
- **At Denver (10/13)**, recorded a pair of tackles.
- **Against the Los Angeles Chargers (10/20)**, credited with two tackles.
- **Against Tampa Bay (10/27)**, posted one tackle in his 50th career game.
- **At Carolina (11/3)**, totaled four tackles and one pass defended.
- **Against Kansas City (11/10)**, tallied three tackles and one quarterback pressure.
- **Against Jacksonville (11/24)**, totaled two tackles.
- **At Indianapolis (12/1)**, registered two tackles, one tackle for loss and one blocked field goal. He blocked Adam Vinatieri's 53-yard field goal attempt in the first quarter. It was his first career blocked kick and one of the team's two blocked field goals in the game.

Johnson's Career Regular Season Statistics:

Year	GP	GS	Tackle	Sack	TFL	QBP	Int	PD	FF	FR
2016	10	0	15	0.5	1	1	0	1	0	0
2017	16	3	32	1.0	2	0	0	2	0	0
2018	16	9	25	1.0	1	5	0	2	0	0
2019	12	0	20	0.0	1	2	0	1	0	0
Totals	54	12	92	2.5	5	8	0	6	0	0

Johnson's Career Postseason Statistics:

Year	GP	GS	Tackle	Sack	TFL	QBP	Int	PD	FF	FR
2017	2	1	6	0.0	0	1	0	0	0	0

Johnson's Regular Season Single-Game Highs:

Tackles - 5 (Twice, last at Buffalo, 10/7/18)

Sacks - 1 (Twice, last at Dallas, 11/5/18)

**Johnson's Playoff Single-Game Highs:**

Tackles - 3 (Twice, last at New England, 1/13/18)

#90 • DL DAQUAN JONES

[CLICK FOR COMPLETE BIO](#)

Defensive lineman **DaQuan Jones** (6-4, 322) is in his sixth NFL season in 2019. He was selected by the Titans in the fourth round (112th overall) of the 2014 NFL Draft.

In 2018, Jones started all 16 games for the third time in his career. He tallied 39 tackles on the season, which was his second-highest career total, and added 14 quarterback pressures, a career-high four tackles for loss and one pass defended.

Jones was placed on injured reserve on Dec. 4, 2017 due to a bicep injury he suffered the previous day against the Houston Texans. It concluded a season in which he totaled a career-high 3.5 sacks, 36 tackles, one tackle for loss and nine quarterback pressures. The injury put an end to his streak of 45 consecutive starts.

Jones was one of two Titans who started every game from 2015–2016, holding down a spot at defensive end for consecutive seasons. Outside linebacker **Brian Orakpo** was the other member of the team to start every game in that time period.

As a rookie, Jones appeared in seven games with one start. He registered 13 tackles, a sack, three quarterback pressures, two tackles for loss and a forced fumble.

A leader at Penn State during a time of turmoil, Jones started 23 of 46 college games, with all of his starting assignments coming during the last two seasons. Jones finished his career with 92 tackles, adding 4.5 sacks for minus 28 yards, 15.5 stops for losses totaling 55 yards, two fumble recoveries and a pass deflection.

As a senior in 2013, he started all 12 games at defensive tackle, finishing fifth on the team with a career-high 56 tackles (33 solos). His tackle total was the most for any interior defensive lineman in the Big Ten during the 2013 campaign. Jones was named first-team All-Big Ten by the league's coaches and second-team All-Conference by the media. He was named Penn State's Outstanding Senior Player and the recipient of the team's Reid-Robinson Award.

Jones is a native of Johnson City, N.Y.

2019 Notes:

- **At Cleveland (9/8)**, totaled three tackles, one quarterback pressure and one tackle for loss.
- **Against Indianapolis (9/15)**, totaled six tackles.
- **At Jacksonville (9/19)**, contributed two tackles and one quarterback pressure.
- **At Atlanta (9/29)**, set a career high with four quarterback pressures and added a tackle.
- **Against Buffalo (10/6)**, registered three tackles, one sack and two quarterback pressures. He forced quarterback Josh Allen out of bounds for no gain in the first quarter to earn his first sack of the season (seventh career sack).
- **Against the Los Angeles Chargers (10/20)**, registered three tackles and tied his career high with four quarterback pressures.
- **Against Tampa Bay (10/27)**, notched four tackles and one pass defended.
- **At Carolina (11/3)**, totaled six tackles, one quarterback pressure and one pass defended.
- **Against Kansas City (11/10)**, tallied three tackles and one quarterback pressure.
- **Against Jacksonville (11/24)**, totaled two tackles, one quarterback pressure and one pass defended.
- **At Indianapolis (12/1)**, registered three tackles and two quarterback pressures.

Jones' Career Regular Season Statistics:

Year	GP	GS	Tackle	Sack	TFL	QBP	Int	PD	FF	FR
2014	7	1	13	1.0	2	3	0	0	1	0
2015	16	16	67	0.0	2	15	0	0	0	1
2016	16	16	29	1.5	1	8	0	0	0	1
2017	12	12	36	3.5	1	9	0	0	0	0
2018	16	16	39	0.0	4	14	0	1	0	0
2019	12	12	38	1.0	1	17	0	3	0	0
Totals	79	73	222	7.0	11	66	0	4	1	2

Jones' Regular Season Single-Game Highs:**Tackles** - 7 (Three times, last at Buffalo, 10/7/18)**Sacks** - 2 at Indianapolis (11/26/17)**Quarterback Pressures** - 4 (Twice, last vs. L.A. Chargers, 10/20/19)**Forced Fumble** - 1 vs. Indianapolis (12/28/14)**Fumble Recovery** - 1 (Twice, last vs. Houston, 1/1/17)**#98 • DL JEFFERY SIMMONS**[CLICK FOR COMPLETE BIO](#)

Defensive lineman **Jeffery Simmons** (6-4, 305) was selected by the Titans in the first round (19th overall) of the 2019 NFL Draft.

Simmons begins his rookie season on the non-football injury list due to a knee injury he suffered during training in February 2019.

During a three-year career as a defensive tackle at Mississippi State, Simmons appeared in 38 contests with 28 starts. He finished his career ranked sixth in school history with 32.5 in tackles for loss. He also tied for sixth in MSU annals with five forced fumbles and tied for fourth with three blocked kicks. His totals also included 163 tackles, seven sacks, seven passes defended and two defensive touchdowns.

He was a first-team All-SEC selection as a sophomore and junior and was one of two players in the nation to be named a Bednarik Award Semifinalist in both 2017 and 2018.

As a junior in 2018, Simmons was named second-team All-American after totaling 63 tackles, 17 tackles for loss and two sacks. His 17 tackles for loss led the team, ranked fourth in the SEC and were the third-most in single-season school history.

During his sophomore season (2017), he set a career high with five sacks and added 12 tackles for loss. With three total blocked kicks and punts, he became the first SEC player since 2004 to lead the nation in the category.

Simmons is a native of Macon, Miss.



- **Against Jacksonville (11/24)**, totaled six tackles to tie his career high.
- **At Indianapolis (12/1)**, logged five tackles and three quarterback pressures.

Simmons' 2019/Career Regular Season Statistics:

Year	GP	GS	Tackle	Sack	TFL	QBP	Int	PD	FF	FR
2019	6	5	28	1.0	1	9	0	0	0	0

Jones' Regular Season Single-Game Highs:**Tackles** - 6 (Twice, last vs. Jacksonville, 11/24/19)**Sacks** - 1 vs. L.A. Chargers (10/20/19)**Quarterback Pressures** - 3 at Indianapolis (12/1/19)**Tackles for Loss** - 1 vs. L.A. Chargers (10/20/19)**Simmons' College Defensive Statistics:**

Year	Team	GP	GS	Tackle	Sack	TFL	Int	PD	FF	FR
2016	Miss. St.	12	3	40	0.0	3.5	0	2	2	0
2017	Miss. St.	13	13	60	5.0	12.0	0	1	2	2
2018	Miss. St.	13	12	63	2.0	17.0	0	4	1	0
Totals		38	28	163	7.0	32.5	0	7	5	2

MORE TITANS DEFENSIVE LINEMEN**92 - DE MATT DICKERSON (6-5, 292, 2nd Year, UCLA)**

➤ **Matt Dickerson** was signed by the Titans as an undrafted free agent on May 11, 2018.

➤ As a rookie, he totaled three tackles in three games.

➤ Dickerson appeared in 44 games with 16 starts over four seasons at UCLA. He totaled 97 tackles, seven tackles for loss, four passes defended and 1.5 sacks as a Bruin.

➤ As a senior in 2017, he started seven games before missing the remainder of the season due to injury. Prior to the injury he recorded 21 tackles and a tackle for loss.

➤ As a junior in 2016, he appeared in 12 contests with eight starts along the defensive line and totaled 37 tackles and 1.5 tackles for loss.

➤ Dickerson is a native of San Mateo, Calif.

97 - DT ISIAH MACK (6-1, 299, Rookie, Chattanooga)

➤ **Isiah Mack** was signed by the Titans as an undrafted free agent on May 10, 2019.

➤ Mack appeared in 48 games with 32 starts over four seasons at Chattanooga (2015-18). He totaled 222 tackles, 41 tackles for loss, 21 sacks, two passes defended, three forced fumbles and two fumble recoveries.

➤ Mack is a native of Tunnel Hill, Ga.

2019 Notes:

➤ **At Cleveland (9/8)**, played in his first regular season NFL game and registered four tackles and one quarterback pressure.

➤ **Against Indianapolis (9/15)**, recorded his first career sack in the first quarter, dropping Jacoby Brissett for a seven-yard loss.

➤ **At Jacksonville (9/19)**, registered his first career start and notched one quarterback pressure.

➤ **At Atlanta (9/29)**, totaled two tackles, a half sack and two quarterback pressures. He combined to split a five-yard sack with inside linebacker Rashaan Evans in the fourth quarter.

➤ **Against Tampa Bay (10/27)**, recorded his first career fumble recovery. In the first quarter, he dove on the ball after it was lost by quarterback Jameis Winston. The takeaway led to a Titans touchdown on the ensuing series.





INSIDE LINEBACKERS

No.	Name	Ht	Wt	Exp	College
53	Bates, Daren	5-11	225	7	Auburn
55	Brown, Jayon	6-0	226	3	UCLA
54	Evans, Rashaan	6-2	232	2	Alabama
51	Long Jr., David	5-11	227	R	West Virginia
59	Woodyard, Wesley	6-0	233	12	Kentucky

#55 • ILB JAYON BROWN

[CLICK FOR COMPLETE BIO](#)

Linebacker **Jayon Brown** (6-0, 226) is in his third NFL season in 2019. He was selected by the Titans in the fifth round (155th overall) of the 2017 NFL Draft.

Brown played in all 16 games with nine starts in 2018. He finished second on the defense with 107 tackles and six sacks, and his 18 quarterback pressures tied for the second-highest total on the team. He added six tackles for loss, seven passes defended, two forced fumbles and one fumble recovery. He was one of only six NFL linebackers with at least six sacks, one interception, one forced fumble and one fumble recovery during the season.

As a rookie, Brown appeared in all 16 regular season games and both postseason games as the team's nickel linebacker. He registered 67 tackles, which tied for the 10th-highest total by a "Titans era" rookie (1999–present) and ranked fifth among the team's rookie linebackers in that span. His statistics also included 1.5 sacks, two tackles for loss, six quarterback pressures, four passes defended and one fumble recovery. He added five tackles in the playoffs.

In four seasons at UCLA (2013-16), Brown appeared in 49 games with 21 starts and totaled 220 tackles, three sacks, nine tackles for loss, three interceptions, 15 passes defended, one forced fumble and four fumble recoveries. He started 21 games over his final two seasons and totaled nine games with double-digit tackles.

As a senior in 2016, he earned first-team All-Pac-12 honors after leading the Bruins with 119 tackles, which tied for 16th on the all-time school single-season list. He added 2.5 sacks, seven tackles for loss, three interceptions, 23 passes defended and two fumble recoveries.

Brown is a native of Long Beach, Calif.



2019 Notes:

- **At Cleveland (9/8)**, generated three tackles, one quarterback pressure and two passes defended.
- **Against Indianapolis (9/15)**, credited with a team-high 10 tackles and added a pass defended.
- **At Jacksonville (9/19)**, led the defense with 11 tackles with one quarterback pressure and one tackle for loss.
- **At Atlanta (9/29)**, tallied nine tackles, one sack, three quarterback pressures, one tackle for loss and one pass defended. In the fourth quarter, with the Falcons facing a fourth-and-one at the Tennessee 25-yard line, he was credited with a one-yard sack of quarterback Matt Ryan.
- **Against Buffalo (10/6)**, notched eight tackles.
- **At Denver (10/13)**, posted one tackle before exiting early in the first quarter with an injury.
- **Against the Los Angeles Chargers (10/20)**, he was inactive with a groin injury.
- **Against Tampa Bay (10/27)**, totaled seven tackles and tied for the team lead with a career-high three passes defended.
- **At Carolina (11/3)**, produced nine tackles.
- **Against Kansas City (11/10)**, he was inactive with a groin injury.
- **Against Jacksonville (11/24)**, he led the team and set a new career high with 16 tackles. His 16 tackles tied for the eighth-highest single-game total for the team since the beginning of the 1999 season. He added one quarterback pressure.
- **At Indianapolis (12/1)**, led the defense with 10 tackles and added one pass defended.

Brown's Career Regular Season Statistics:

Year	GP	GS	Tackle	Sack	TFL	QBP	Int	PD	FF	FR
2017	16	0	67	1.5	2	6	0	4	0	1
2018	16	9	107	6.0	6	18	0	7	2	1
2019	10	10	84	1.0	2	6	0	8	0	0
Totals	42	19	258	8.5	10	30	1	19	2	2

Brown's Career Postseason Statistics:

Year	GP	GS	Tackle	Sack	TFL	QBP	Int	PD	FF	FR
2017	2	0	5	0.0	0	0	0	1	0	0

Brown's NFL Regular Season Single-Game Highs:

Tackles - 16 vs. Jacksonville (11/24/19)
Sacks - 1 (Seven times, last at Atlanta, 9/29/19)
Interceptions - 1 vs. Indianapolis (12/30/18)
Pass Defended - 3 vs. Tampa Bay, 10/27/19
Forced Fumbles - 1 (Twice, last vs. Indianapolis, 12/30/18)
Fumble Recoveries - 1 (Twice, last vs. Indianapolis, 12/30/18)

Brown's NFL Playoff Single-Game Highs:

Tackles - 3 at Kansas City (1/6/18)

SACKS AMONG YOUNG NFL LINEBACKERS

Inside linebacker **Jayon Brown** was one of the Titans' top pass rushers in 2018, his second NFL season. He finished second on the team with six sacks and also tied for second place on the defense with 18 quarterback pressures.

Brown was one of the NFL's top pass rushers among young linebackers. Counting both inside and outside linebackers in their rookie, first or second seasons, only three players ranked ahead of Brown in sacks—Pittsburgh Steelers 3-4 outside linebacker **T.J. Watt** (13.0), Denver Broncos 3-4 outside linebacker **Bradley Chubb** (12.0) and Indianapolis Colts 4-3 outside linebacker **Darius Leonard** (7.0). Brown tied with Detroit Lions 4-3 middle linebacker **Jarrad Davis** (6.0).

Most sacks in 2018 among rookie, first- or second-year linebackers:

Player	Team	Position	Year	Sacks
1. T.J. Watt	Pittsburgh Steelers	OLB	2	13.0
2. Bradley Chubb	Denver Broncos	OLB	R	12.0
3. Darius Leonard	Indianapolis Colts	OLB	R	7.0
4. Jayon Brown	Tennessee Titans	ILB	2	6.0
Jarrad Davis	Detroit Lions	MLB	2	6.0
6. Roquan Smith	Chicago Bears	ILB	R	5.0
7. Harold Landry	Tennessee Titans	OLB	R	4.5
Genard Avery	Cleveland Browns	OLB	R	4.5
9. Lorenzo Carter	New York Giants	OLB	R	4.0
Haason Reddick	Arizona Cardinals	OLB	2	4.0



BROWN IN ELITE GROUP IN 2018

Jayon Brown emerged in 2018 as one of the top playmakers on the Titans defense. He was one of only six NFL linebackers during the season to accumulate at least six sacks, one interception, one forced fumble and one opponent fumble recovery, joining Denver's Von Miller, Chicago's Khalil Mack, Kansas City's Justin Houston, Indianapolis' Darius Leonard and Buffalo's Lorenzo Alexander.

NFL linebackers in 2018 with at least six sacks, one interception, one forced fumble and one opponent fumble recovery:

Player	Team	Sacks	Int	Forced Fum	Opp Fum Rec
Von Miller	Denver Broncos	14.5	1	4	3
Khalil Mack	Chicago Bears	12.5	1	6	2
Justin Houston	Kansas City Chiefs	9.0	1	5	3
Darius Leonard	Indianapolis Colts	7.0	2	4	2
Lorenzo Alexander	Buffalo Bills	6.5	2	2	1
Jayon Brown	Tennessee Titans	6.0	1	2	1

#54 • ILB RASHAAN EVANS

[CLICK FOR COMPLETE BIO](#)

Linebacker Rashaan Evans (6-2, 232) is in his second NFL season in 2019. He was selected by the Titans with the 22nd pick in the first round of the 2018 NFL Draft. The Titans traded up from the 25th spot in order to take the former Alabama standout.

In his first NFL season, Evans overcame an injury that kept him out of the preseason. He played in 15 games during the regular season with seven starts at inside linebacker and totaled 63 tackles, six quarterback pressures, two tackles for loss and three passes defended.

In four seasons with the Crimson Tide (2014–2017), Evans appeared in 53 games with 14 starts and totaled 152 tackles, 15.0 sacks, 23.5 tackles for loss, five passes defended, 19 quarterback hurries, two forced fumbles and two fumble recoveries. During his four years there, he appeared in three CFP National Championship contests with two victories.

As a senior in 2017, Evans started 12 games and tied for the team lead with 74 tackles. He led the Crimson Tide with 13 tackles for loss despite missing a pair of games due to injury and also posted seven quarterback hurries, six sacks, three passes defended, one forced fumble and one fumble recovery.

Following his senior campaign, he was named a first-team All-American by the AFCA, earned first-team All-SEC honors from Associated Press and second-team All-SEC honors from the conference coaches.

Evans is a native of Auburn, Ala.

2019 Notes:

- **At Cleveland (9/8)**, totaled eight tackles and one pass defended.
- **Against Indianapolis (9/15)**, notched six tackles, including a tackle for loss.
- **At Jacksonville (9/19)**, recorded seven tackles and one quarterback pressure.
- **At Atlanta (9/29)**, led the team and set a career high with 10 tackles. He added a half sack, two quarterback pressures and one tackle for loss. He combined with defensive tackle Isaiah Mack for a five-yard sack in the fourth quarter. It was the first half sack of Evans' two-year career.
- **Against Buffalo (10/6)**, led the team and tied his career high with 10 tackles, including a tackle for loss.
- **At Denver (10/13)**, led the team and set a career high with 11 tackles.
- **Against the Los Angeles Chargers (10/20)**, led the team with 11 tackles and added one quarterback pressure and one tackle for loss.
- **Against Tampa Bay (10/27)**, led the team and set a career high with 14 tackles, including one tackle for loss.
- **At Carolina (11/3)**, led the defense with 12 tackles, giving him six consecutive games with at least 10 tackles. He added one quarterback pressure.
- **Against Kansas City (11/10)**, tallied seven tackles, one sack, two quarterback pressures, two tackles for loss and one fumble recovery for a touchdown. He scored his first career touchdown in the second quarter, when he picked up the football after it was fumbled by running back Damien Williams and raced 53 yards for a score. It was Tennessee's first fumble return for a touchdown since Dec. 24, 2017 (Wesley Woodyard vs. the Los Angeles Rams). Later, he registered the first solo sack of his career,



dropping Patrick Mahomes for a five-yard loss on third down in the fourth quarter to help end a Chiefs drive. The Chiefs botched a field goal attempt on the ensuing play.

➤ **Against Jacksonville (11/24)**, produced three tackles, one tackle for loss, one sack and one quarterback pressure. He registered a six-yard sack of Nick Foles in the fourth quarter to give him 2.5 sacks in 2019. It marked his second consecutive game with a sack.

➤ **At Indianapolis (12/1)**, registered four tackles and one quarterback pressure.

Evans' Career Regular Season Statistics:

Year	GP	GS	Tackle	Sack	TFL	QBP	Int	PD	FF	FR
2018	15	7	63	0.0	2	6	0	3	0	0
2019	12	12	103	2.5	8	9	0	1	0	1
Totals	27	19	166	2.5	10	15	0	4	0	1

Evans' Regular Season Single-Game Highs:

Tackles - 14 vs. Tampa Bay (10/27/19)

Sacks - 1 (Twice, last vs. Jacksonville, 11/24/19)

Fumble Recoveries - 1 vs. Kansas City (11/10/19)

#59 • ILB WESLEY WOODYARD

[CLICK FOR COMPLETE BIO](#)

Linebacker Wesley Woodyard (6-0, 233) is in his 12th NFL season and his sixth campaign with the Titans in 2019. He was signed as an unrestricted free agent on March 14, 2014.

Woodyard was named a team captain by his teammates in 2018 for the fifth time as a member of the Titans and for the 11th time in his career. He led the team with 124 tackles in 14 games (14 starts), posting the third-best tackle total of his career, and he tied for third on the squad with 4.5 sacks. He added 12 quarterback pressures, seven tackles for loss, two passes defended and one fumble recovery.

In 2017, he enjoyed one of the best seasons of his career. He set career highs with 172 tackles, 17 tackles for loss, 15 quarterback pressures and two fumble recoveries and also had five sacks, which fell a half-sack short of his career benchmark (5.5 in 2012). In addition to setting a career high, Woodyard's 2017 tackle tally was one of the best marks by a defender in the franchise's "Titans era" (1999–present). In that time, his 172 tackles rank second to linebacker Keith Bulluck's 180 tackles in 2002.

In 2015, he recorded 12 starts, finished second on the team with 110 tackles and ranked third on the squad with five sacks. He added nine quarterback pressures, seven tackles for loss, three passes defended, a forced fumble, a fumble recovery and six special teams tackles.

In 2014, Woodyard's totals in his first season with the Titans included 16 starts and a career-high 134 tackles, which led the team.

Woodyard joined the Titans after spending the first six years of his career with the Denver Broncos. He appeared in 87 regular-season games with 40 starts. For his Broncos career, he totaled 396 tackles, eight sacks, five interceptions, six forced fumbles and one fumble recovery.

As the middle linebacker from 2012-13, Woodyard started 24 total games and registered 197 tackles, seven sacks, four interceptions and three forced fumbles.



In 2012, Woodyard led the Broncos with a career-high 114 tackles. He ranked second on the squad in both 2013 (83) and 2011 (87).

Also in 2012, he was the only NFL player to record at least 100 tackles, five sacks and three interceptions. He was only the 12th NFL player to accomplish the feat over a 30-year span.

The LaGrange, Ga., native entered the NFL as an undrafted free agent out of the University of Kentucky. He earned first-team All-SEC honors during each of his final two seasons with the Wildcats.

2019 Notes:

- **At Cleveland (9/8)**, registered three tackles and added a stop on special teams.
- **At Jacksonville (9/19)**, he was inactive due to a quad injury.
- **At Atlanta (9/29)**, posted five tackles, including a tackle for loss.
- **Against Buffalo (10/6)**, tallied three tackles.
- **At Denver (10/13)**, led the team with one sack and two tackles for loss. He recorded his first sack of 2019 (28th career) by dropping quarterback Joe Flacco for a 10-yard loss in the fourth quarter. He totaled eight tackles and added a quarterback pressure.
- **Against the Los Angeles Chargers (10/20)**, started and was credited with seven tackles and one forced fumble. On a play the Chargers ran from the one-yard line with 19 seconds remaining in the fourth quarter, he made a game-saving play with a forced fumble at the goal line. He knocked the ball free from running back Melvin Gordon III, and defensive tackle Jurrell Casey recovered it in the end zone for a touchdown. The forced fumble was Woodyard's first of 2019 and the eighth of his career.
- **At Carolina (11/3)**, totaled seven tackles and one additional special teams tackle.
- **Against Kansas City (11/10)**, started and tallied seven tackles.
- **Against Jacksonville (11/24)**, registered three tackles.
- **At Indianapolis (12/1)**, credited with one tackle.

Woodyard's Career Regular Season Statistics:

Year	Team	GP	GS	Tackle	Sack	TFL	QBP	Int	PD	FF	FR
2008	Den	16	6	54	0.0	NA	NA	0	1	1	0
2009	Den	16	0	35	0.0	NA	NA	1	2	1	0
2010	Den	11	3	23	1.0	NA	NA	0	0	0	0
2011	Den	15	7	87	0.0	NA	NA	0	2	2	0
2012	Den	15	14	114	5.5	NA	NA	3	6	1	1
2013	Den	14	10	83	1.5	NA	NA	1	4	1	0
2014	Ten	16	16	134	2.5	8	9	2	4	0	0
2015	Ten	16	12	110	5.0	7	9	0	3	1	1
2016	Ten	16	10	88	2.0	7	8	1	6	0	0
2017	Ten	16	16	172	5.0	17	15	0	5	0	2
2018	Ten	14	14	124	4.5	7	12	0	2	0	1
2019	Ten	11	2	45	1.0	3	1	0	0	1	0
Totals		176	110	1,069	28.0	NA	NA	8	35	8	5

Woodyard's Career Postseason Statistics:

Year	Team	GP	GS	Tackle	Sack	TFL	QBP	Int	PD	FF	FR
2011	Den	2	0	0	0.0	NA	NA	0	0	0	0
2012	Den	1	1	7	0.0	NA	NA	0	0	0	0
2013	Den	3	0	7	0.0	NA	NA	0	0	0	0
2017	Ten	2	2	10	0.0	1	1	0	0	0	0
Totals		8	3	24	0.0	NA	NA	0	0	0	0



Woodyard's Regular Season Single-Game Highs:

Tackles - 20 vs. Baltimore (11/5/17)
Sacks - 1.5 (Twice, last vs. New England, 11/11/18)
Interceptions - 1 (Eight times, last at Chicago, 11/27/16)
Forced Fumble - 1 (Eight times, last vs. L.A. Chargers, 10/20/19)
Fumble Recovery - 1 (Four times, last vs. L.A. Rams, 12/24/17)
Passes Defensed - 3 at Chicago (11/27/16)

Woodyard's Playoff Single-Game Highs:

Tackles - 8 at Kansas City (1/6/18)
Sacks - 0.5 at Kansas City (1/6/18)

SINGLE-SEASON TACKLE LEADERS SINCE '99

Inside linebacker **Wesley Woodyard's** 2017 campaign was one of the best of his 10-year NFL career and one of the finest by any player in a Tennessee Titans uniform. His regular season totals included 172 tackles (104 solo, 68 assists), five sacks, 17 tackles for loss, 15 quarterback pressures and two fumble recoveries—all career highs except for sacks, which fell a half-sack short of his career benchmark (5.5 in 2012).

In addition to a career high, Woodyard's tackle tally was one of the best marks by a defender in the franchise's "Titans era" (1999–present). In that time, his 172 tackles rank second to linebacker **Keith Bulluck's** 180 tackles in 2002.

The published tackle statistics are taken from the Titans coaches' film review and can differ from "press box statistics."

Most tackles in a season by a Titans player, 1999-2017 (tackle statistics from coaches' film review):

Player	Season	Total Tackles
1. Keith Bulluck	2002	180
2. Wesley Woodyard	2017	172
3. Keith Bulluck	2004	171
Keith Bulluck	2003	171
5. Stephen Tulloch	2010	169
Randall Godfrey	2000	169
7. Keith Bulluck	2006	161
8. Michael Griffin	2010	153
9. Keith Bulluck	2005	150
10. Avery Williamson	2016	149

2017 & 2018 TITANS TACKLE LEADERS

Linebacker **Wesley Woodyard** finished first among Titans defenders with 124 tackles in 2018. It was the fourth time in five seasons in Tennessee he hit the 100-tackle mark.

Titans tackle leaders in 2018 (by total tackles):

Player	Pos	Total	Solo	Assist
1. Wesley Woodyard	ILB	124	85	39
2. Jayon Brown	ILB	107	76	31
3. Kevin Byard	S	96	64	32
4. Logan Ryan	CB	85	54	31
5. Jurrell Casey	DT	72	46	26
6. Kenny Vaccaro	S	70	45	25
7. Adoree' Jackson	CB	69	62	7
8. Rashaan Evans	ILB	63	42	21
9. Malcolm Butler	CB	56	49	7
10. Harold Landry III	OLB	46	26	20

In 2017, Woodyard finished first among Titans defenders with a career-high 172 tackles.

Titans tackle leaders in 2017 (by total tackles):

Player	Pos	Total	Solo	Assist
1. Wesley Woodyard	ILB	172	104	68
2. Avery Williamson	ILB	125	70	55
3. Kevin Byard	S	87	64	23
4. Logan Ryan	CB	73	54	19
5. Jurrell Casey	DT	72	60	12
6. Adoree' Jackson	CB	67	58	9
Jayon Brown	ILB	67	42	25
8. Johnathan Cyprien	S	65	46	19
9. Brian Orakpo	OLB	60	39	21
10. Erik Walden	OLB	44	29	15

20 TACKLES IN A GAME

Against the Baltimore Ravens on Nov. 5, 2017, **Wesley Woodyard** was credited with 20 tackles, as determined by the defensive coaching staff's film review*. He had 13 solo stops and seven assists.

In the "Titans era" (since 1999), Woodyard became the team's first player to record 20 tackles in a game. Previously, former linebackers **Brad Kassell** (Jan. 2, 2005 vs. Detroit) and **Keith Bulluck** (Sept. 28, 2003 at Pittsburgh) shared the distinction of having the most tackles in a single game during the Titans era with 19 each.

Most total tackles in a game by a Titans defender, 1999–present (all totals from coaches' film review):

Player	Date	Opponent	Total Tackles*
1. Wesley Woodyard	Nov. 5, 2017	Baltimore	20
2. Brad Kassell	Jan. 2, 2005	Detroit	19
Keith Bulluck	Sept. 28, 2003	at Pittsburgh	19
4. Michael Griffin	Sept. 16, 2012	at San Diego	18
Jordan Babineaux	Oct. 23, 2011	Houston	18
6. Stephen Tulloch	Dec. 5, 2010	Jacksonville	17
Peter Sirmon	Dec. 7, 2003	Indianapolis	17
8. Jayon Brown	Nov. 24, 2019	Jacksonville	16
Kevin Byard	Dec. 22, 2018	Washington	16
Avery Williamson	Nov. 15, 2015	Carolina	16
Keith Bulluck	Oct. 5, 2003	at New England	16
Keith Bulluck	Oct. 27, 2002	at Cincinnati	16

* Tackle statistics compiled by coaches often differ from press box tallies from the same game.

MORE TITANS INSIDE LINEBACKERS

53 - ILB DAREN BATES (5-11, 225, 7th Year, Auburn)

- **Daren Bates** was signed by the Titans as an unrestricted free agent in the 2017 offseason.
- He was named a team captain (special teams) for the first time in his career prior to the 2018 campaign. He played in all 16 games and finished second on the squad with 10 special teams tackles. Additionally, he contributed six tackles as a reserve linebacker.
- In 2017, Bates set a career high and ranked second on the team with 16 special teams tackles. He added two stops on special teams during the postseason.
- The 5-foot-11 inch, 225-pounder appeared in all 16 games with one start for the Oakland Raiders during the 2016 season, playing primarily on special teams.
- Bates was originally signed by the St. Louis Rams as an undrafted free agent following the 2013 NFL Draft.
- The Memphis, Tenn., native appeared in 49 games at linebacker and safety over four seasons at Auburn.

2019 Notes:

- **At Cleveland (9/8)**, registered one tackle at linebacker. He also lined up at fullback on Derrick Henry's one-yard touchdown run in the second quarter.
- **At Carolina (11/3)**, tied for the team lead with two special teams tackles.
- **Against Jacksonville (11/24)**, led the team with three special teams tackles and created a turnover on kickoff coverage. On a Jaguars kickoff return in the third quarter, he tackled returner Michael Walker, forced a fumble and recovered the fumble. After he recovered the fumble, the Titans offense scored on the ensuing play.

51 - ILB DAVID LONG JR. (5-11, 227, Rookie, West Virginia)

- **David Long Jr.** was selected by the Titans in the sixth round (188th overall) of the 2019 NFL Draft.
- In three seasons at West Virginia (2016-18), Long played in 34 games with 31 starts and totaled 252 tackles, 14 sacks, and 40 tackles for loss. His career tackles for loss tied for third place on West Virginia's all-time list.
- In his final campaign at West Virginia in 2018, he tied the single-season program record with 19 tackles for loss.
- Long is a native of Cincinnati, Ohio.

2019 Notes:

- **Against Indianapolis (9/15)**, made his NFL debut on special teams.
- **Against the Los Angeles Chargers (10/20)**, credited with his first career tackle and his first career tackle for loss when he stopped running back Melvin Gordon III for a four-yard loss in the first quarter.
- **Against Kansas City (11/10)**, ranked third on the defense with a career-

high 11 tackles. Additionally, he recorded his first career forced fumble, combining with linebacker Rashaan Evans to force a turnover in the second quarter. On a rushing attempt by Damien Williams, Long knocked the football loose, and Evans raced 53 yards with it for a touchdown.



OUTSIDE LINEBACKERS

No.	Name	Ht	Wt	Exp	College
44	Correa, Kamalei	6-3	241	4	Boise State
56	Finch, Sharif	6-4	250	2	Temple
93	Gilbert, Reggie	6-4	260	2	Arizona
58	Landry III, Harold	6-2	252	2	Boston College
50	Roberson, Derick	6-3	250	R	Sam Houston State
91	Wake, Cameron (IR)	6-3	263	11	Penn State
42	Walker, D'Andre (IR)	6-2	251	R	Georgia
40	Williams, Jordan (IR)	6-4	262	1	Tennessee

#56 • OLB SHARIF FINCH

[CLICK FOR COMPLETE BIO](#)



Sharif Finch (6-4, 250) is in his second NFL season. He was signed by the Titans as a rookie free agent on May 11, 2018.

As a rookie, he appeared in 15 games and totaled 22 tackles, 1.5 sacks, two quarterback pressures, two tackles for loss, two forced fumbles and one fumble recovery. Additionally, he ranked fifth on the team with seven special teams tackles.

Finch's 206 defensive snaps (including penalty snaps) ranked third among all undrafted rookie linebackers in 2018, and his defensive snap count also topped all other Titans undrafted rookies going back to 2005. Sean Conover owned the mark from 2005–2017 with 189 defensive snaps in 2006.

A native of Henrico, Va., Finch appeared in 53 games with 25 starts over five seasons at Temple. His career numbers included 144 total tackles, 32.0 tackles for loss, 14.5 sacks, two interceptions for 91 yards and a score, five forced fumbles and four fumble recoveries with one touchdown. Additionally, he became the NCAA leader for career punt blocks with five. His 53 games played tied for first place in program history.

As a fifth-year senior in 2017, his team-leading 8.5 sacks set a single-season career high, and he earned Second Team All-American Athletic Conference and ECAC first-team All-East recognition.

2019 Notes:

- **At Cleveland (9/8)**, recorded his first career start at outside linebacker and registered a nine-yard sack in the fourth quarter. He totaled a career-high five tackles and added a quarterback pressure and tackle for loss.
- **Against Indianapolis (9/15)**, posted two tackles.
- **At Jacksonville (9/19)**, tallied three tackles, one tackle for loss and one stop on special teams.
- **Against Buffalo (10/6)**, left the contest in the first quarter with a shoulder injury.
- **At Denver (10/13)**, he was inactive with a shoulder injury.
- **Against the Los Angeles Chargers (10/20)** and **against Tampa Bay (10/27)**, he was inactive with a shoulder injury.
- **At Carolina (11/3)**, registered one sack and one special teams tackle. He dropped Kyle Allen for a seven-yard sack in the second quarter. It gave him a career-high two sacks in 2019.
- **Against Kansas City (11/10)**, tallied a pair of tackles.

Finch's Career Regular Season Statistics:

Year	GP	GS	Tackle	Sack	TFL	QBP	Int	PD	FF	FR
2018	15	0	22	1.5	2	2	0	0	2	1
2019	7	3	13	2.0	2	1	0	0	0	0
Totals	22	3	35	3.5	4	3	0	0	2	1

Finch's Regular Season Single-Game Highs:**Tackles** - 5 at Cleveland (9/8/19)**Sacks** - 1 (Three times, last at Carolina, 11/3/19)**Forced Fumble** - 1 (Twice, last vs. Jacksonville, 12/6/18)**Fumble Recovery** - 1 vs. Jacksonville (12/6/18)**#58 • OLB HAROLD LANDRY III**[CLICK FOR COMPLETE BIO](#)

Outside linebacker **Harold Landry III** (6-2, 252) is in his second NFL season. He was selected by the Titans in the second round (41st overall) of the 2018 NFL Draft. The Titans traded up 16 spots in the second round (57 to 41) in order to take the former Boston College standout.

As a rookie in 2018, he played in 15 games with three starts. His 4.5 sacks tied for third place on the team, and he also tied for second on the defense with 18 quarterback pressures. He added 46 tackles, two tackles for loss, two passes defended and one forced fumble.

In 46 career games playing defensive end for Boston College, Landry totaled 160 tackles, 26 sacks, 47.5 tackles for loss, seven passes defended, 10 forced fumbles, one fumble recovery and one interception. His 26 career sacks were exceeded in school history by only Mathias Kiwanuka (37.5 from 2002-05).

As a senior in 2017, Landry played and started eight games before a season-ending ankle injury ended his year. He finished second on the team with five sacks and totaled 38 tackles, 8.5 tackles for loss and two passes defended.

In 2016, Landry set the school's single-season record with 16.5 sacks, which led the nation. He added seven forced fumbles, which also led the country, while his 22 tackles for loss ranked fifth nationally and ranked second all-time for the Eagles. His numerous honors included Walter Camp second-team All-America, AP second-team All-America and second-team All-ACC by the Atlantic Coast Sports Media Association and the league's head coaches.

He is a native of Spring Lake, N.C.

2019 Notes:

- **At Cleveland (9/8)**, posted five tackles and one quarterback pressure.
- **Against Indianapolis (9/15)**, tied his career high with six tackles and added one sack, one quarterback pressure, one tackle for loss and one fumble recovery. In the third quarter, he notched his first career fumble recovery, falling on the ball after it was lost by Colts quarterback Jacoby Brissett. The takeaway led to a Titans field goal on the ensuing possession. In the fourth quarter, he was credited with his first sack of the season (zero yards).
- **At Jacksonville (9/19)**, tallied four tackles, including one tackle for loss.
- **At Atlanta (9/29)**, totaled five tackles, including a career-high two sacks. In the third quarter, he sacked Matt Ryan for a six-yard loss, and three plays later, he recorded his second sack, taking down Matt Ryan on fourth-and-one.
- **Against Buffalo (10/6)**, produced a career-high seven tackles, one sack, one quarterback pressure and one tackle for loss. He dropped Josh Allen for a six-yard loss on third down in the third quarter to record his fourth sack of the season.
- **At Denver (10/13)**, tied his career high with seven tackles and added one quarterback pressure.
- **Against the Los Angeles Chargers (10/20)**, tied for the team lead with four quarterback pressures to go along with three tackles.
- **Against Tampa Bay (10/27)**, recorded a sack, a forced fumble and a fumble recovery on the same play in the fourth quarter. With the Titans trying to preserve a three-point lead in the final seven minutes of the contest, he stripped the ball from Jameis Winston and then recovered the ball. It marked the first time in his career he notched a strip-sack and fumble recovery on the same play. With his fifth sack of 2019, he surpassed the 4.5 sacks he had during his rookie season in 2018. He totaled five tackles in the contest.
- **At Carolina (11/3)**, tied his career high with seven tackles and added one sack, two quarterback pressures, one tackle for loss and one interception. He recorded his first career interception in the first quarter, picking off Kyle Allen's pass that was intended for wide receiver Jarius Wright but tipped by safety Kenny Vaccaro. It marked his second consecutive game with a takeaway. He also helped stall a Panthers drive with an eight-yard sack on third down in the second quarter.

➤ **Against Kansas City (11/10)**, totaled three tackles, one sack and three quarterback pressures. He registered a sack in his third consecutive game by taking down quarterback Patrick Mahomes for an eight-yard loss in the second quarter.

➤ **Against Jacksonville (11/24)**, produced a career-high eight tackles, one sack and three quarterback pressures. He knocked Jacksonville out of field goal range in the first quarter with an eight-yard sack of Nick Foles on third down. With his fourth consecutive game with at least one sack, he became the team's first player with a four-game sack streak since 2016, when outside linebackers Brian Orakpo (five games) and Derrick Morgan (four) each accomplished the feat.

➤ **At Indianapolis (12/1)**, totaled seven tackles, one sack and a team-high four quarterback pressures. He sacked Jacoby Brissett for a two-yard loss in the third quarter to register his fifth consecutive game with at least one sack, tying for the seventh-longest streak of its kind in franchise history. The last Titans player with a five-game sack streak was outside linebacker Brian Orakpo in 2016. In the third quarter, his pressure of Brissett resulted in an interception by safety Kevin Byard.

Landry's Career Regular Season Statistics:

Year	GP	GS	Tackle	Sack	TFL	QBP	Int	PD	FF	FR
2018	15	3	46	4.5	2	18	0	2	1	0
2019	12	12	67	9.0	4	20	1	1	1	2
Totals	27	15	113	13.5	6	38	1	3	2	2

Landry's Regular Season Single-Game Highs:**Tackles** - 8 vs. Jacksonville (11/24/19)**Sacks** - 2 at Atlanta (9/29/19)**Quarterback Pressures** - 9 at N.Y. Giants (12/16/18)**Forced Fumbles** - 1 (Twice, last vs. Tampa Bay, 10/27/19)**Fumble Recoveries** - 1 (Twice, last vs. Tampa Bay, 10/27/19)**Interceptions** - 1 at Carolina (11/3/19)**2019 AFC SACK LEADERS**

Titans second-year outside linebacker **Harold Landry III** ranks among the AFC's leaders in sacks in 2019.

Most sacks in 2019 among AFC players:

Player	Team	Pos	Sacks
1. T.J. Watt	Pittsburgh Steelers	LB	12.5
2. Myles Garrett	Cleveland Browns	DE	10.0
3. Harold Landry III	Tennessee Titans	LB	9.0
Josh Allen	Jacksonville Jaguars	DE	9.0
5. Bud Dupree	Pittsburgh Steelers	LB	8.5
Joey Bosa	Los Angeles Chargers	DE	8.5
7. Justin Houston	Indianapolis Colts	DE	8.0
8. Maxx Crosby	Oakland Raiders	DE	7.5
Jordan Phillips	Buffalo Bills	DT	7.5
10. (four tied)			7.0



SACKS IN FIRST 25 GAMES

Titans outside linebacker **Harold Landry III** produced 11.5 career sacks in his first 25 career games, placing him in select company for defensive performance in the early stages of a career.

Since individual sacks became an official statistic in 1982, his sack total ranks third for the club among players in their first 25 NFL games.

The only previous Titans/Oilers players to record more sacks than Landry in their initial 25 NFL outings were former defensive end **Jevon Kearse** (17.5) and defensive lineman **Anthony Cook** (12.0).

Most sacks for the Titans/Oilers in a player's first 25 NFL games (1982–present):

Player	Seasons	Sacks
1. Jevon Kearse	1999–2000	17.5
2. Anthony Cook	1995–1997	12.0
3. Harold Landry III	2018–2019	11.5
4. Jason Jones	2008–2010	11.0
5. Jacob Ford	2008–2009	10.5
6. Carlos Hall	2002–2003	10.0
7. Zach Brown	2012–2013	8.5
Kenny Holmes	1997–1998	8.5
Travis LaBoy	2004–2005	8.5
10. Gary Walker	1995–1996	8.0

#91 • OLB CAMERON WAKE

[CLICK FOR COMPLETE BIO](#)

Outside linebacker **Cameron Wake** (6-3, 263) is in his 11th NFL season and his first campaign with the Titans in 2019. He was signed as an unrestricted free agent from the Miami Dolphins on March 15, 2019.



Wake's 2019 season came to an end with six games remaining on the schedule. He was placed on injured reserve on Nov. 26, concluding his season with 2.5 sacks, 11 quarterback pressures, one pass defended and nine tackles. At the time he was placed on injured reserve, his 100.5 career sacks ranked third among all active NFL players, trailing only **Terrell Suggs** (138.0) and **Von Miller** (104.0).

In 10 seasons with the Dolphins, Wake totaled 98 sacks to rank second in franchise history. He is a five-time Pro Bowl selection (2010, 2012, 2013, 2014 and 2016) and a four-time Associated Press All-Pro (first team 2010 and 2012; second team 2014 and 2016).

Only Pro Football Hall of Famer Jason Taylor (131) has more sacks in Dolphins history than Wake. From 2009 through 2018, Wake's 98 sacks tied Von Miller for the highest total in the NFL, and entering 2019, only Terrell Suggs (132.5) had more sacks among all active players.

Additionally, Wake ranked second in the NFL with 213 total quarterback hits from 2009–2018, trailing only J.J. Watt (244).

In 146 career games in Miami (126 starts), Wake's totals also included 348 tackles, one interception, 15 passes defended, 22 forced fumbles and two fumble recoveries. The durable veteran experienced only one season (2015) in which he missed more than two games due to injury.

In 2018, Wake played and started in 14 games and contributed six sacks, 36 tackles, one pass defended and one forced fumble.

Originally signed by the New York Giants as an undrafted free agent in 2005, Wake played for the Canadian Football League's B.C. Lions in 2007 and 2008 and was named the CFL Defensive Player of the Year both seasons. He then joined the Dolphins as a free agent in 2009.

A native of Hyattsville, Md., Wake was a four-year letterman at Penn State, where he totaled 191 tackles and 8.5 sacks as a linebacker and defensive end.

2019 Notes:

➤ **At Cleveland (9/8)**, led the Titans with 2.5 sacks in his debut in a Titans uniform. He totaled three tackles and one quarterback pressure. In the first quarter, he recorded his first sack with the Titans, dropping Baker Mayfield for a 15-yard loss. In the second quarter, he recorded a safety with a sack of Mayfield in the end zone. It was his second career safety and first since 2013 as a member of the Miami Dolphins. On the sack for a safety, he became the second active NFL player to reach 100 career sacks, joining

current Arizona Cardinals defender Terrell Suggs. He became the 33rd NFL player to reach the mark since individual sacks became an official statistic in 1982. Wake also shared a seven-yard sack with cornerback Logan Ryan in the fourth quarter. It was his ninth career game with at least 2.5 sacks. He became the second player in franchise history to be credited with a safety and at least 2.5 sacks in the same game, joining Ray Childress (Sept. 16, 1990 at Pittsburgh).

➤ **Against Indianapolis (9/15)**, generated one tackle and one quarterback pressure.

➤ **At Atlanta (9/29)**, contributed two quarterback pressures and one pass defended in the 150th game of his NFL career. Since individual sacks became an official NFL statistic in 1982, Wake became one of 14 players to have had 100 or more sacks through their first 150 career games.

➤ **Against Buffalo (10/6)** and **at Denver (10/13)**, he was inactive with a hamstring injury.

➤ **Against the Los Angeles Chargers (10/20)**, registered two quarterback pressures.

➤ **Against Tampa Bay (10/27)**, totaled two quarterback pressures.

➤ **At Carolina (11/3)**, notched one tackle.

➤ **Against Kansas City (11/10)**, posted one quarterback pressure.

➤ **Against Jacksonville (11/24)**, registered two quarterback pressures.

➤ Placed on injured reserve on Nov. 26.

Wake's Career Regular Season Statistics:

Year	Team	GP	GS	Tackle	Sack	TFL	QBP	Int	PD	FF	FR
2009	Mia	14	1	11	5.5	6	9	0	1	1	0
2010	Mia	16	16	57	14.0	21	26	0	4	3	0
2011	Mia	16	14	42	8.5	15	27	0	2	0	0
2012	Mia	16	16	53	15.0	13	33	0	1	3	0
2013	Mia	15	15	37	8.5	8	21	0	0	2	1
2014	Mia	16	16	38	11.5	8	22	0	3	3	1
2015	Mia	7	7	9	7.0	3	7	0	1	4	0
2016	Mia	16	11	29	11.5	6	24	1	2	5	0
2017	Mia	16	16	36	10.5	12	27	0	0	0	0
2018	Mia	14	14	36	6.0	5	17	0	1	1	0
2019	Ten	9	0	5	2.5	0	11	0	1	0	0
NFL Totals		155	126	353	100.5	97	224	1	16	22	2

Wake's Career Postseason Statistics:

Year	Team	GP	GS	Tackle	Sack	TFL	QBP	Int	PD	FF	FR
2016	Mia	1	1	6	0.0	0	0	0	0	0	0

Wake's Regular Season Single-Game Highs:

Tackles - 8 at Baltimore (11/7/10)

Sacks - 4.5 at Arizona (9/30/12)

Interceptions - 1 at N.Y. Jets (12/17/16)

Forced Fumble - 2 (Four times, last vs. N.Y. Jets, 11/6/16)

Fumble Recovery - 1 (Twice, last at Chicago, 10/19/14)

Passes Defensed - 2 at Buffalo (9/12/10)

Wake's Playoff Single-Game Highs:

Tackles - 6 at Pittsburgh (1/8/17)



ACTIVE NFL SACK LEADERS

Among all active players, Titans outside linebacker **Cameron Wake** is in third place in career sacks. Only Arizona's **Terrell Suggs** and Denver's **Von Miller** have more sacks than Wake among players currently playing in the NFL.

Most career sacks by active NFL players:

Player	Sacks
1. Terrell Suggs	138.0
2. Von Miller	104.0
3. Cameron Wake	100.5
4. J.J. Watt	96.0
5. Clay Matthews	91.5
6. Chandler Jones	90.0
7. Ryan Kerrigan	89.0
8. Calais Campbell	87.0
9. Justin Houston	86.5
10. Cameron Jordan	85.0

MORE TITANS OUTSIDE LINEBACKERS

44 - OLB KAMALEI CORREA (6-3, 241, 4th Year, Boise State)

➤ Outside linebacker **Kamalei Correa** (pronounced KAH-mah-lay corr-A-uh; 6-3, 241) was acquired by the Titans in a trade with the Baltimore Ravens on Aug. 28, 2018. The Titans sent a sixth-round pick to the Ravens in the deal.

➤ Correa played in 13 games in 2018 and set career highs with four starts, 27 tackles, 3.5 sacks, five quarterback pressures, four tackles for loss and one forced fumble (tied).

➤ Correa was a second-round selection (42nd overall) by the Ravens in the 2016 NFL Draft. Over his first two years in the NFL, he played in 25 games, including four starts, and totaled 11 tackles, one forced fumble and eight special teams stops.

➤ In 2017, Correa appeared in all 16 games with three starts for the Ravens, recording eight tackles and one pass defended.

➤ As a rookie in 2016, he played in nine games with one start. He posted three tackles, one pass defended and one forced fumble for the league's seventh ranked defense before finishing the campaign on injured reserve (ribs).

➤ An all-conference performer at Boise State, he totaled 27 starts and 40 games over his three-year college career. His statistics with the Broncos included 110 career tackles, 20 sacks, 31.5 tackles for loss and five forced fumbles.

➤ A native of Honolulu, Hawaii, he was a high school teammate with Titans quarterback Marcus Mariota at the Saint Louis School.

2019 Notes:

➤ **At Cleveland (9/8)**, notched four tackles and added a stop on special teams.

➤ **At Jacksonville (9/19)**, totaled one tackle, one quarterback pressure and one tackle for loss.

➤ **Against Buffalo (10/6)**, registered a pair of tackles and one quarterback pressure.

➤ **At Denver (10/13)**, produced a pair of tackles.

➤ **Against the Los Angeles Chargers (10/20)**, totaled a pair of tackles and one quarterback pressure.

➤ **Against Tampa Bay (10/27)**, tallied three tackles and added a special teams stop.

➤ **At Carolina (11/3)**, registered his first start of the season at outside linebacker and totaled three tackles, one sack and one quarterback pressure. He recorded his first sack of the season by dropping Kyle Allen for a three-yard loss in the first quarter.

➤ **Against Kansas City (11/10)**, contributed a pair of tackles.

➤ **Against Jacksonville (11/24)**, tied his career high with five tackles.

➤ **At Indianapolis (12/1)**, tied his career high with five tackles and added one sack, one tackle for loss, one fumble recovery and one special teams tackle. He sacked Jacoby Brissett for a one-yard loss in the fourth quarter. The sack came on third down and preceded the team's go-ahead touchdown on a blocked field goal return on the following play. Minutes later, he helped secure the victory by recovering a fumble by tight end Ross Travis at Tennessee's eight-yard line with 1:58 on the clock. It was his first career defensive fumble recovery.

93 - OLB REGGIE GILBERT (6-4, 260, 2nd Year, Arizona)

➤ **Reggie Gilbert** was acquired by the Titans in a trade with the Green Bay Packers on Aug. 29, 2019. The Titans traded a conditional 2020 seventh-round draft choice in exchange for Gilbert, who began his NFL career with the Packers as an undrafted free agent in 2016.

➤ During three seasons in Green Bay, Gilbert appeared in 18 total games, totaling 47 tackles, 3.5 sacks, 20 quarterback pressures and two special teams stops.

➤ In 2018, he played in all 16 games for the first time in his career and recorded 44 tackles, six tackles for loss, 2.5 sacks, a fumble recovery, four quarterback hits, 15 quarterback pressures, two passes defended and two tackles on special teams. His 15 quarterback pressures ranked second on the squad.

➤ He spent the majority of his first two seasons Green Bay's practice squad.

➤ At the University of Arizona, he started 47 of 57 games played and registered 14 sacks. He played in four bowl games and helped lead his program to 33 wins from 2012-15, which served as the winningest four-year stretch in program history.

➤ He is a native of Laveen, Ariz.

2019 Notes:

➤ **At Jacksonville (9/19)**, made his debut with the Titans after missing the first two games due to a knee injury. He registered two tackles.

➤ **At Atlanta (9/29)**, logged his first career start at outside linebacker and totaled three tackles and one quarterback pressure.

➤ **Against Buffalo (10/6)**, started and produced three tackles, one sack, one quarterback pressure and one tackle for loss. In the fourth quarter, he recorded his first sack as a member of the Titans, dropping Josh Allen for a four-yard loss.

➤ **At Denver (10/13)**, produced a pair of tackles.

➤ **Against the Los Angeles Chargers (10/20)**, registered four tackles.

➤ **Against Tampa Bay (10/27)**, recorded one tackle, one quarterback pressure and one special teams tackle.

➤ **Against Kansas City (11/10)**, contributed three tackles.

50 - OLB DERICK ROBERSON (6-3, 250, Rookie, Sam Houston State)

➤ Outside linebacker **Derick Roberson** signed with the Titans as a rookie free agent on May 10, 2019.

➤ He spent the first six games of his rookie season on the practice squad before being elevated to the 53-man roster on Oct. 19. He then spent the next four weeks on the practice squad before being re-signed to the 53-man roster on Nov. 26.

➤ Roberson appeared in 32 games with 20 starts over three seasons at Sam Houston State (2016-18) and totaled 123 tackles, 23 sacks, eight passes defended, one interception and seven forced fumbles.

➤ Transferred to Sam Houston State from Texas where he played one season as a redshirt freshman. He saw action in 10 contests at Texas and registered six tackles, two sacks and one forced fumble.

➤ He is a native of San Antonio, Texas.

42 - OLB D'ANDRE WALKER (6-2, 251, Rookie, Georgia)

➤ **D'Andre Walker** was selected by the Titans in the fifth round (168th overall) of the 2019 NFL Draft.

➤ During a four-year career at Georgia (2015-18), Walker appeared in 54 games with 13 starts and totaled 113 tackles, 13.5 sacks, 27.5 tackles for loss, four passes defended, five forced fumbles, one fumble recovery and two blocked punts.

➤ Walker accumulated 7.5 sacks in 13 games as a senior in 2018.

➤ He is a native of College Park, Ga.

2019 Notes:

➤ Placed on injured reserve on Aug. 10, 2019.



TITANS CORNERBACKS

No.	Name	Ht	Wt	Exp	College
21	Butler, Malcolm (IR)	5-11	190	6	West Alabama
25	Jackson, Adoree'	5-11	185	3	Southern California
30	Milton, Chris (IR)	5-11	190	4	Georgia Tech
20	Orr, Kareem	5-11	195	R	Chattanooga
26	Ryan, Logan	5-11	195	7	Rutgers
36	Sims, LeShaun	6-0	203	4	Southern Utah
23	Smith, Tye	6-0	195	4	Towson

#21 • CB MALCOLM BUTLER

[CLICK FOR COMPLETE BIO](#)

Cornerback **Malcolm Butler** (5-11, 190) is in his sixth NFL season and his second campaign with the Titans in 2019. He was signed by the Titans as an unrestricted free agent on March 16, 2018.

His 2019 season was cut short due to a wrist injury he suffered in the ninth game (Nov. 3 at Carolina). Until that point, he had 30 tackles, two interceptions, including one for a touchdown, and 10 passes defended.

In 2018, Butler led the Titans with 13 passes defended in his first season as a Titan and was second on the team with three interceptions, which included an interception return for a touchdown. He added 56 tackles, one sack, one quarterback pressure, three tackles for loss and one forced fumble in 16 games (11 starts).

Prior to his arrival in Tennessee, Butler spent the first four seasons of his career with the New England Patriots. During his time in New England, he appeared in 59 career regular season games with 48 starts and amassed 204 tackles, eight interceptions, 47 passes defended, four forced fumbles and two fumble recoveries.

Butler appeared in 11 career playoff games with seven starts with the Patriots. He started all three postseason contests on the Patriots' run to the Super Bowl LI title in 2016 and made the crucial, game-winning interception at the goal line in New England's Super Bowl XLIX victory over the Seattle Seahawks to conclude the 2014 campaign.

In 2017, he played in all 16 games during the regular season with 15 starts and amassed 60 tackles, two interceptions, a sack, 12 passes defended and three forced fumbles. He saw action in all three postseason games (two starts) and posted four tackles.

In 2016, Butler earned his second consecutive Pro Bowl invitation and was named Associated Press second-team All-Pro after starting all 16 regular season games and recording 63 tackles, one sack, a career-high four interceptions and 17 passes defended.

As a rookie free agent in 2014, Butler was involved in one of the most memorable plays in Super Bowl history. With 26 seconds remaining against the Seattle Seahawks in Super Bowl XLIX, he intercepted a pass intended for Ricardo Lockette at the goal line, preventing a go-ahead touchdown by the Seahawks and sealing New England's championship victory.

The Vicksburg, Miss., native was originally signed by the New England Patriots on May 19, 2014, following two seasons at the University of West Alabama, where he was a two-time first team All-Gulf South Conference selection at cornerback. He transferred to West Alabama from Hinds (Miss.) Community College.

2019 Notes:

- **At Cleveland (9/8)**, in the fourth quarter, intercepted a pass from Baker Mayfield that was intended for wide receiver Jarvis Landry and raced 38 yards for a touchdown. It was Butler's second career interception return for a touchdown. The interception was the 12th of Butler's career. He added five tackles in the contest.
- **Against Indianapolis (9/15)**, recorded seven tackles and one pass defended.

- **At Jacksonville (9/19)**, registered one pass defended.
- **At Atlanta (9/29)**, contributed six tackles and one pass defended.
- **Against Buffalo (10/6)**, tallied four tackles.
- **At Denver (10/13)**, produced a pair of tackles and a team-high two passes defended.
- **Against the Los Angeles Chargers (10/20)**, posted five tackles and one pass defended.
- **Against Tampa Bay (10/27)**, recorded his second interception of the season and the 13th interception of his career when he picked off a Jameis Winston pass and returned the ball 23 yards to the Tampa Bay six-yard line in the first quarter. The takeaway resulted in a Titans touchdown on the ensuing possession. He added one tackle in the contest.
- **At Carolina (11/3)**, registered two passes defended before leaving the contest in the second quarter with a wrist injury.
- Placed on injured reserve on Nov. 5.

Butler's Career Regular Season Statistics:

Year	Team	GP	GS	Tackle	Sack	TFL	QBP	Int	PD	FF	FR
2014	NE	11	1	14	0.0	NA	NA	0	3	0	0
2015	NE	16	16	67	0.0	NA	NA	2	15	0	0
2016	NE	16	16	63	1.0	NA	NA	4	17	1	2
2017	NE	16	15	60	1.0	NA	NA	2	12	3	0
2018	Ten	16	11	56	1.0	3	1	3	13	1	0
2019	Ten	9	9	30	0.0	0	0	2	10	0	0
Totals		84	68	290	3.0	NA	NA	13	70	5	2

Butler's Career Postseason Statistics:

Year	Team	GP	GS	Tackle	Sack	TFL	QBP	Int	PD	FF	FR
2014	NE	3	0	4	0.0	NA	NA	1	3	0	0
2015	NE	2	2	12	0.0	NA	NA	0	3	0	0
2016	NE	3	3	11	0.0	NA	NA	0	1	0	0
2017	NE	3	2	10	0.0	NA	NA	0	1	0	0
Totals		11	7	37	0.0	NA	NA	1	8	0	0

Butler's Regular Season Single-Game Highs:

Tackles - 9 (Twice, last vs. Seattle 11/13/16)
Interceptions - 2 vs. N.Y. Jets (12/24/16)
Sacks - 1 (Twice, last vs. Buffalo 12/24/17)
Passes Defended - 4 vs. Cincinnati (10/16/16)
Forced Fumble - 1 (Five times, last vs. Philadelphia, 9/30/18)
Fumble Recoveries - 1 (Twice, last vs. N.Y. Jets 12/24/16)

Butler's Playoff Single-Game Highs:

Tackles - 7 at Denver (1/24/15)
Interceptions - 1 vs. Seattle (2/1/15)
Interception Long - 3 vs. Seattle (2/1/15)
Passes Defended - 3 vs. Seattle (2/1/15)



#25 • CB ADOREE' JACKSON

[CLICK FOR COMPLETE BIO](#)

Cornerback **Adoree' Jackson** (5-11, 185) is in his third NFL season in 2019. He was selected by the Titans with the 18th overall pick in the first round of the 2017 NFL Draft.

In 2018, Jackson appeared in all 16 games for the second consecutive season with 13 starts. He set single-season career highs with 69 tackles and two interceptions. His 11 passes defended ranked second on the squad, and he added one quarterback pressure and three tackles for loss. He also handled the team's punt return duties, averaging 9.3 yards on 16 returns.

In 2017, Jackson was the first rookie cornerback for the team in the "Titans era" (1999–present) to record 16 starts. His 1,260 total plays (1,017 defensive snaps, 231 special teams snaps and 12 offensive snaps) ranked second in the NFL among all players behind only Arizona Cardinals safety **Tyrann Mathieu** (1,261).

Jackson's rookie defensive totals included a team-high 23 passes defended, 67 tackles, four tackles for loss, one quarterback pressures and three forced fumbles (tied for team lead). He ranked fifth in the NFL with 290 punt return yards (34 returns), ranked sixth in the NFL with a 23.1-yard kickoff return average (25 returns), and finished sixth with 868 combined kickoff return and punt return yards. He added 55 yards on five rushing attempts.

In three seasons at Southern California, Jackson appeared in 39 games with 36 starts. Although he was a starter at cornerback, he was a three-way threat, contributing as a returner and on offense. He scored 15 total touchdowns during his career in four different ways: via reception (6), interception (1), punt return (4) and kickoff return (4).

Jackson's career defensive totals with the Trojans included 139 tackles, 29 passes defended, six interceptions, six stops for loss, three fumble recoveries and two forced fumbles.

As a return specialist, Jackson notched 79 kickoff returns for 2,141 yards with four touchdowns and 46 punt returns for 578 yards with four touchdowns. He tied two NCAA records with his eight career touchdowns on kick/punt returns and nine touchdowns on all runbacks. He also set Southern California career records for kickoff returns and kickoff return yards.

As a junior in 2016, Jackson was awarded the Jim Thorpe Award as the nation's top defensive back. Additionally, he was a consensus All-American, the 2016 Pac-12 Defensive Player of the Year, a team captain and the team MVP (the first Trojan to repeat as team MVP since 2004-05), and he earned first-team All-Pac-12 honors at two different positions (defensive back and return specialist). He started all 13 games at cornerback and led the team with five interceptions, 11 passes defended and two fumble recoveries. He scored twice on kickoff returns, twice on punt returns and once on offense.

A native of East St. Louis, Ill., Jackson also made his name as a world-class track athlete. He was a long jumper and sprinter on USC's track team in 2015 and 2016, winning the Pac-12 outdoor long jump title both years (and placing second in the Pac-12 100 meters in 2016) and earning All-American status both years after twice placing fifth in the NCAA long jump. He also placed 10th in the long jump in the U.S. Olympic Trials.

2019 Notes:

- **At Cleveland (9/8)**, totaled five tackles and returned one kickoff 23 yards.
- **Against Indianapolis (9/15)**, posted one tackle and added two punt returns for 26 yards, including a 17-yard return.
- **At Jacksonville (9/19)**, registered two tackles.
- **At Atlanta (9/29)**, tallied four tackles and one pass defended.
- **Against Buffalo (10/6)**, registered two tackles and one pass defended.
- **At Denver (10/13)**, totaled three tackles.
- **Against the Los Angeles Chargers (10/20)**, registered two tackles.
- **Against Tampa Bay (10/27)**, he was inactive with a foot injury.
- **At Carolina (11/3)**, posted three tackles, one tackle for loss and two passes defended.
- **Against Kansas City (11/10)**, tallied seven tackles and two passes defended.
- **Against Jacksonville (11/24)**, recorded a career-high 10 tackles, one tackle for loss and one pass defended.
- **At Indianapolis (12/1)**, recorded one tackle before leaving the game with an injury.

**Jackson's Career Regular Season Defensive Statistics:**

Year	Team	GP	GS	Tackle	Sack	TFL	QBP	Int	PD	FF	FR
2017	Ten	16	16	67	0.0	4	1	0	23	3	0
2018	Ten	16	13	69	0.0	3	1	2	11	0	0
2019	Ten	11	10	40	0.0	2	0	0	7	0	0
Totals		43	39	176	0.0	9	2	2	41	3	0

Jackson's Career Regular Season Punt/Kickoff Return Statistics:

Year	Team	PR	Yds	Avg	Lg	TD	KR	Yds	Avg	Lg	TD
2017	Ten	34	290	8.5	46	0	25	578	23.1	57	0
2018	Ten	16	148	9.3	26	0	0	0	0.0	0	0
2019	Ten	3	26	8.7	17	0	2	23	11.5	23	0
Totals		53	464	8.8	46	0	27	601	22.3	57	0

Jackson's Career Postseason Defensive Statistics:

Year	Team	GP	GS	Tackle	Sack	TFL	QBP	Int	PD	FF	FR
2017	Ten	2	2	7	0.0	0	0	0	3	0	0

Jackson's Career Postseason Punt/Kickoff Return Statistics:

Year	Team	PR	Yds	Avg	Lg	TD	KR	Yds	Avg	Lg	TD
2017	Ten	4	18	4.5	13	0	6	126	21.0	25	0

Jackson's NFL Regular Season Single-Game Highs:

Tackles - 10 vs. Jacksonville (11/24/19)
Interceptions - 1 (Twice, last at Buffalo, 10/7/18)
Pass Defensed - 4 vs. Baltimore (11/5/17)
Punt returns - 5 vs. Seattle (9/24/17)
Punt return yards - 55 at Jacksonville (9/17/17)
Long punt return - 46 at Jacksonville (9/17/17)
Kickoff returns - 5 at Pittsburgh (11/16/17)
Kickoff return yards - 109 vs. L.A. Rams (12/24/17)
Long kickoff return - 57 vs. L.A. Rams (12/24/17)

Jackson's NFL Playoff Single-Game Highs:

Tackles - 4 at Kansas City (1/6/18)
Pass Defensed - 2 at New England (1/13/18)
Punt returns - 3 at Kansas City (1/6/18)
Punt return yards - 18 at Kansas City (1/6/18)
Long punt return - 13 at Kansas City (1/6/18)
Kickoff returns - 4 at New England (1/13/18)
Kickoff return yards - 83 at New England (1/13/18)
Long kickoff return - 25 at New England (1/13/18)



MOST TOTAL SNAPS IN 2017

Cornerback **Adoree' Jackson** was on the field more than any other Titans player and almost more than every other NFL player in 2017. He was the first rookie cornerback for the team in the "Titans era" (1999–present) to start all 16 games in the regular season, and he and Buffalo's **Tre'Davious White** were only NFL rookie cornerbacks to record 16 starts in 2017.

Jackson played 1,017 defensive snaps while also serving as the team's primary returner and even lining up on offense occasionally. His 231 special teams snaps and 12 offensive snaps brought his season total to 1,260 total plays.

The only NFL player in 2017 to participate in more plays than Jackson was Arizona Cardinals safety **Tyrann Mathieu**, who recorded 1,261 snaps—1,046 on defense and 215 on special teams. The next-closest rookie behind Jackson was New York Jets safety **Jamal Adams**, who was on the field for 1,205 total plays.

Second-year safety **Kevin Byard** ranked second on the Titans with 1,153 total snaps in 2017.

NFL players with the most total snaps in 2017*:

Player	Team	Pos	Off Snaps	Def Snaps	SpT Snaps	Total Snaps*
1. Tyrann Mathieu	Ari	S	0	1,046	215	1,261
2. Adoree' Jackson	Ten	CB	12	1,017	231	1,260
3. Demario Davis	NYJ	LB	0	1,110	116	1,226
Shaquille Mason	NE	OL	1,133	0	93	1,226
5. Joe Thuney	NE	OL	1,131	0	91	1,222
6. Joe Schobert	Cle	LB	0	1,065	142	1,207
7. Jamal Adams	NYJ	S	0	1,094	111	1,205
8. Nate Solder	NE	OT	1,112	0	92	1,204
9. Robert Alford	Atl	CB	1	1,038	162	1,201
10. Eddie Jackson	Chi	DB	0	1,054	130	1,184

* Does not include plays nullified by penalties

#26 • CB LOGAN RYAN

[CLICK FOR COMPLETE BIO](#)

Cornerback **Logan Ryan** (5-11, 195) is in his seventh NFL season and his third campaign with the Titans in 2019. He was signed by the Titans as an unrestricted free agent on March 11, 2017.

Ryan's 2018 season came to an early conclusion after he suffered a season-ending leg injury on Dec. 16 at the New York Giants. He was placed on injured reserve two days later. Prior to the injury, he played and started in 14 games and collected 85 tackles, a career-high four sacks, one tackle for loss, one quarterback pressure and eight passes defended. At the time of his injury, his four sacks were tied (Minnesota's **Mackensie Alexander**) for the NFL lead among cornerbacks.

Ryan set a career high in 2017 with 15 starts during the regular season and totaled 73 tackles, 14 passes defended, two quarterback pressures, two tackles for loss and one forced fumble. He added 12 tackles, one pass defended and one tackle for loss in two postseason starts.

Ryan spent his first four NFL seasons in New England, where he was a contributor to two Super Bowl titles. He played in 64 games with the Patriots, including 40 starts, and totaled 13 interceptions, 41 passes defended, 251 tackles, two sacks and three forced fumbles. His 13 interceptions from 2013–2016 ranked seventh among NFL corners.

In 2016, Ryan led the Patriots in tackles (92), also adding two interceptions, 11 passes defended and one sack as part of a defense that was ranked first in points allowed and eighth in yards allowed.

In 2013, he played all 16 regular season games with seven starts as a rookie. He led all NFL rookies and tied for the AFC lead with a career-high five interceptions.

A native of Voorhees, N.J., Ryan was a third-round pick by the Patriots in the 2013 NFL Draft following a four-year career at Rutgers. As a cornerback for the Scarlet Knights, he started 27 games and earned All-Big East honors as a junior and senior.

2019 Notes:

➤ **At Cleveland (9/8)**, totaled eight tackles, 1.5 sacks (tied career high), one quarterback pressure and one interception. He was credited with an

eight-yard sack late in the second quarter and also split a seven-yard sack with outside linebacker Cameron Wake in the fourth quarter. It gave him eight career sacks, including 5.5 sacks since the beginning of the 2018 season. In the fourth quarter, he recorded his 14th career interception and his first in a Titans uniform, picking off Baker Mayfield's pass that was intended for wide receiver Jarvis Landry. Since individual sacks became an official NFL statistic in 1982, it marked only the third time a Titans/Oilers player recorded at least one interception and at least 1.5 sacks in the same game. Ryan joined Oilers linebackers Robert Brazile (Dec. 19, 1982 at Philadelphia) and Johnny Meads (Oct. 21, 1990 against New Orleans) as the franchise's only players to accomplish the feat.

➤ **Against Indianapolis (9/15)**, recorded four tackles, one interception and two passes defended. In the second quarter, he recorded his second interception of the season and the 15th interception of his career, picking off a pass from Jacoby Brissett to T.Y. Hilton. It marked the third time in his seven-year career with interceptions in consecutive games.

➤ **At Jacksonville (9/19)**, registered two passes defended.

➤ **At Atlanta (9/29)**, produced six tackles and added one pass defended.

➤ **Against Buffalo (10/6)**, totaled nine tackles and one sack. In the first quarter, he sacked quarterback Josh Allen for a five-yard loss.

➤ **At Denver (10/13)**, notched six tackles, one quarterback pressure and a forced fumble (recovered by the Broncos).

➤ **Against the Los Angeles Chargers (10/20)**, appeared in his 100th career regular season NFL game and led the team with three passes defended. He added nine tackles, one tackle for loss and one forced fumble (recovered by the Chargers). It was his second consecutive game with a forced fumble.

➤ **Against Tampa Bay (10/27)**, produced seven tackles, one sack, one interception, three passes defended (tied for team lead) and one forced fumble. He cemented the victory with an interception in the final 30 seconds of the fourth quarter, picking off Jameis Winston's pass that was intended for wide receiver Breshad Perriman. He dropped Winston for a sack in the second quarter and forced a fumble on the play (recovered by the Buccaneers). He logged his second career game and his second game of 2019 (Sept. 8 at Cleveland) with at least one sack and at least one interception. He became the first NFL player in 2019 to do so in multiple games.

➤ **At Carolina (11/3)**, set a season high with 11 tackles and added one pass defended.

➤ **Against Kansas City (11/10)**, led the defense with 13 tackles, including one tackle for loss, and added a team-high three passes defended.

➤ **Against Jacksonville (11/24)**, registered seven tackles and one pass defended.

➤ **At Indianapolis (12/1)**, totaled nine tackles, one tackle for loss and one interception. He tallied his fourth interception of the season by snaring Jacoby Brissett's pass that was intended for Zach Pascal in the fourth quarter. He returned the ball 16 yards. With the takeaway, he recorded the third season of his career with four or more interceptions and his first such campaign as a member of the Titans.

Ryan's Career Regular Season Statistics:

Year	Team	GP	GS	Tackle	Sack	TFL	QBP	Int	PD	FF	FR
2013	NE	16	7	41	1.5	NA	NA	5	10	1	0
2014	NE	16	6	36	0.0	NA	NA	2	6	1	0
2015	NE	16	14	82	0.0	NA	NA	4	14	0	0
2016	NE	16	13	92	1.0	NA	NA	2	11	1	0
2017	Ten	15	15	73	0.0	2	2	0	14	1	0
2018	Ten	14	14	85	4.0	1	1	0	8	0	0
2019	Ten	12	12	89	3.5	3	2	4	18	3	0
Totals		105	81	498	10.0	NA	NA	17	81	7	0





3 SACKS, 3 INTS, 3 FORCED FUMBLES

Cornerback **Logan Ryan** became the first NFL player since 2000 with at least three sacks, three interceptions and three forced fumbles in his team's first eight games of a season, accomplishing the feat in the first half of the 2019 campaign.

Ryan is the sixth defensive back since 2000 to reach three sacks, three interceptions and three forced fumbles in an entire season and the first to do so since Oakland Raiders safety **Michael Huff** in 2010. The others include Arizona Cardinals safety **Adrian Wilson** (2006), New York Jets safety **Kerry Rhodes** (2006), Philadelphia Eagles safety **Brian Dawkins** (2005) and Houston Texans cornerback **Dunta Robinson** (2004). Nine additional linebackers have accomplished the feat since 2000, but none in as few games as Ryan has managed the task.

Defensive backs with three sacks, three interceptions and three forced fumbles in a season, 2000–2019:

Player (Position)	Team	Season	Sacks	INTs	FF
Logan Ryan (CB)	Tennessee	2019	3.5	3	3
Michael Huff (S)	Oakland	2010	4.0	3	3
Adrian Wilson (S)	Arizona	2006	5.0	4	4
Kerry Rhodes (S)	N.Y. Jets	2006	5.0	4	3
Brian Dawkins (S)	Philadelphia	2005	3.5	3	4
Dunta Robinson (CB)	Houston	2004	3.0	6	3

Ryan's Career Postseason Statistics:

Year	Team	GP	GS	Tackle	Sack	TFL	QBP	Int	PD	FF	FR
2013	NE	2	0	12	0.0	NA	NA	0	0	0	0
2014	NE	3	0	4	0.0	NA	NA	0	1	1	0
2015	NE	2	2	14	0.0	NA	NA	0	1	0	0
2016	NE	3	3	22	1.0	NA	NA	1	4	0	0
2017	Ten	2	2	10	0.0	1	0	0	1	0	0
Totals		12	7	62	1.0	NA	NA	1	7	1	0

Ryan's Regular Season Single-Game Highs:

Tackles - 17 vs. Buffalo (10/2/16)
Interceptions - 2 at Baltimore (12/22/13)
Interception Long - 79t at N.Y. Jets (10/20/13)
Sacks - 1.5 (Twice, last at Cleveland, 9/8/19)
Passes Defensed - 4 at Denver (11/29/15)
Forced Fumble - 1 (Seven times, last vs. Tampa Bay, 10/27/19)

Ryan's Playoff Single-Game Highs:

Tackles - 9 (Three times, last at New England, 1/13/18)
Interceptions - 1 vs. Houston (1/14/17)
Interception Long - 23 vs. Houston (1/14/17)
Sacks - 1 (Twice, last vs. Houston, 9/16/18)
Passes Defensed - 3 vs. Houston (1/14/17)
Forced Fumble - 1 vs. Baltimore (1/10/14)

SACKS BY DEFENSIVE BACKS, 2018-19

Cornerback **Logan Ryan** has more sacks in the last two seasons (2018-19) than all but one other defensive back in the NFL, New York Jets safety **Jamal Adams**.

In 2018, Ryan tied Minnesota's **Mackensie Alexander** for the NFL lead among defensive backs with four sacks.

Most sacks by NFL defensive backs, 2018–2019:

Defensive Back	Sacks
1. Jamal Adams	10.0
2. Logan Ryan	7.5
3. Eric Reid	5.0
4. Mackensie Alexander	4.5
5. Kenny Moore	4.0
Tyrann Mathieu	4.0
Harrison Smith	4.0
8. Derwin James	3.5
Malcolm Jenkins	3.5
10. (seven tied)	3.0

MORE TITANS CORNERBACKS

30 - CB CHRIS MILTON (5-11, 190, 4th Year, Georgia Tech)

➤ **Chris Milton** was acquired by the Titans off waivers from the Indianapolis Colts on Sept. 2, 2019.
 ➤ Milton arrived in Tennessee with three years of NFL experience, all with the Colts. In 35 games with Indianapolis (one start), he totaled 13 tackles, two passes defensed and 15 special teams tackles.
 ➤ In 2018, Milton appeared in a career-high 15 games, and his seven special teams stops ranked fourth on the Colts. He added a fumble recovery on special teams and three stops on defense.
 ➤ Milton originally joined the Colts as an undrafted college free agent in 2016. He participated in six contests (one start) as a rookie and followed with 14 games played in 2017.
 ➤ A native of Las Vegas, Nev., Milton was a three-year starter at Georgia Tech, where he totaled 96 tackles, five interceptions, 14 passes defensed, one forced fumble, seven blocked kicks on special teams and two interceptions returned for touchdowns.

2019 Notes:

➤ **At Cleveland (9/8)**, made his first appearance in a Titans uniform.
 ➤ **Against Indianapolis (9/15)**, tied for the team lead with two special teams tackles.
 ➤ **At Atlanta (9/29)**, collected a team-high two special teams tackles.
 ➤ **Against Buffalo (10/6)**, exited the game with a calf injury.
 ➤ Placed on injured reserve on Nov. 26.

32 - CB KAREEM ORR (5-11, 195, Rookie, Chattanooga)

➤ **Kareem Orr** was signed by the Titans as a rookie free agent on May 13, 2019 following a tryout during rookie minicamp.
 ➤ Orr was promoted from the practice squad to the 53-man roster on Oct. 26, 2019. After one week (did not play), he spent the next three games on the practice squad before being re-signed to the 53-man roster on Nov. 26.
 ➤ Orr ended his college career with two seasons at Chattanooga after spending his first two collegiate seasons at Arizona State.
 ➤ He totaled 81 tackles, six tackles for loss, five interceptions, 13 passes defensed, one forced fumble and three fumble recoveries in his two seasons at Chattanooga (2017-18).
 ➤ In 2015, he was a consensus Freshman All-American at Arizona State. He set the program's record and finished seventh nationally in interceptions with seven.
 ➤ He is a native of Chattanooga, Tenn.

2019 Notes:

➤ **At Indianapolis (12/1)**, appeared in his first career NFL game and recorded nine tackles.

36 - CB LeSHAUN SIMS (6-0, 203, 4th Year, Southern Utah)

➤ **LeShaun Sims** was selected by the Titans in the fifth round (157th overall) of the 2016 NFL Draft. The Titans traded up in the fifth round of the draft to secure Sims, dealing sixth-round choices in 2016 and 2017 to the Denver Broncos and getting a fifth-rounder (Reed) and a seventh-round pick in return.

➤ Sims played in all 16 games in 2018 with a pair of starts. His totals included 21 tackles, one quarterback pressure, one tackle for loss and six stops on special teams.

➤ Sims' second NFL season came to a premature end. He was placed on injured reserve on Dec. 22, 2017 after suffering a hamstring injury during the practice week. His season totals included 33 tackles, one tackle for loss, one interception, five passes defended, one forced fumble and seven special teams tackles in 13 games (five starts).

➤ As a rookie, Sims appeared in 13 games, including starts in the final two weeks of the season. He registered 18 tackles, one tackle for loss, one interception and six passes defended. He added six stops and two fumble recoveries on special teams.

➤ In four seasons at Southern Utah, he appeared in 47 total games with 46 starts, including starts in every game during his final three seasons. His career totals included 220 tackles, eight interceptions, 27 passes defended, one forced fumble, five fumble recoveries and four tackles for loss.

➤ He is a native of Las Vegas, Nev.

2019 Notes:

➤ **At Atlanta (9/29)**, registered one special teams stop. In punt coverage late in the fourth quarter, he batted down a punt at the goal line that was then downed at the two-yard line.

➤ **Against Tampa Bay (10/27)**, was in the lineup in place of an injured Adoree' Jackson and totaled four tackles and one pass defended.

➤ **Against Kansas City (11/10)**, recorded his first start of 2019 and set a career high with 12 tackles. He added one stop on special teams.

23 - CB TYE SMITH (6-0, 195, 4th Year, Towson)

➤ **Tye Smith** was signed by the Titans as a free agent during the 2017 offseason.

➤ He was placed on injured reserve on July 31, 2018 after suffering an injury during training camp.

➤ In 2017, he appeared in 15 games with one start during the regular season and registered one interception, 11 tackles on defense and eight stops on special teams. In the playoffs, he started both games and contributed five tackles and one pass defended.

➤ The 6-foot, 195-pounder spent the 2016 season as a member of the Seattle Seahawks and Washington Redskins practice squads.

➤ The Raleigh, N.C., native was originally selected by the Seattle Seahawks in the fifth round (170th overall) of the 2015 NFL Draft. He appeared in four games as a rookie for Seattle.

➤ He played four years at Towson, where he recorded five career interceptions and earned AP FCS All-America honors.

2019 Notes:

➤ **At Indianapolis (12/1)**, totaled a career-high eight tackles, one forced fumble and a touchdown on a blocked field goal return. In the fourth quarter, after Adam Vinatieri's 46-yard field goal attempt was blocked by Dane Cruikshank, he scored the go-ahead touchdown on a 63-yard return to register his first career touchdown. It was the franchise's fifth all-time touchdown return on a blocked field goal and the first since Donald Mitchell's 69-yard touchdown return at Detroit on Oct. 21, 2001. Then, Smith helped clinch the victory with his first career forced fumble. With the Colts driving late in the game, he knocked the ball out of the hands of tight end Ross Travis, and it was recovered by outside linebacker Kamalei Correa.



TITANS SAFETIES

No.	Name	Ht	Wt	Exp	College
31	Byard, Kevin	5-11	212	4	Middle Tennessee State
29	Cruikshank, Dane	6-1	209	2	Arizona
37	Hooker, Amani	5-11	210	R	Iowa
46	Kalu, Joshua	6-0	203	1	Nebraska
24	Vaccaro, Kenny	6-0	214	7	Texas

#31 • S KEVIN BYARD

[CLICK FOR COMPLETE BIO](#)



Safety **Kevin Byard** (5-11, 212) is in his fourth NFL season in 2019. He was selected by the Titans in the third round (64th overall) of the 2016 NFL Draft.

From 2017 through 2018, no NFL player had more interceptions than Byard, who had 12. His 2018 totals included a team-leading four interceptions, 10 passes defended, 96 tackles and two sacks in 16 games (all starts). He also completed a touchdown pass on a memorable fake punt to help defeat the Houston Texans (Sept. 16).

Byard experienced a breakthrough second-year season in 2017. He was named to the Pro Bowl and earned first-team Associated Press All-Pro honors after tying Detroit's **Darius Slay** for the NFL lead with eight interceptions. He added a pair of fumble recoveries to pace the league with 10 total takeaways.

Byard's 2017 numbers also included 87 tackles, three quarterback pressures, four tackles for loss and 18 passes defended. In two playoff starts, he led the club with 16 tackles.

As a rookie in 2016, Byard played in every game, starting the final seven contests at free safety. His 63 tackles were the most by a Titans rookie safety since **Tank Williams'** 69 tackles in 2002. Byard added one sack, three quarterback pressures, five tackles for loss (third on the team) and four passes defended. He also ranked second on the squad with 10 special teams tackles.

During a four-year career at Middle Tennessee State University, he appeared in 49 games and notched 46 starts at safety while becoming one of the most prolific defenders in school history. He set school records with 19 career interceptions, 377 interception return yards and four interception returns for touchdowns, and he finished sixth in MTSU history with 312 career tackles. In total, he had a hand in 25 turnovers (19 interceptions, five forced fumbles and one fumble recovery) during his career and added 17 career passes defended and five tackles for loss. He was twice named first-team All-Conference USA.

As a senior in 2015, Byard appeared in 12 games with nine starts as a permanent team captain and was named first-team All-Conference USA for the second consecutive year. He ranked fourth on the team with 66 tackles and led the squad with four interceptions and six additional pass breakups.

The Lithonia, Ga., native set a career high in college with six interceptions as a junior and forced to fumbles the same season.

2019 Notes:

➤ **At Cleveland (9/8)**, registered seven tackles and one interception. In the fourth quarter, he recorded his first interception of the season (13th career) by picking off a Baker Mayfield pass that was intended for Odell Beckham Jr. He returned the ball 28 yards to help set up a touchdown on the Titans' ensuing drive.

➤ **Against Indianapolis (9/15)**, posted four tackles and added a stop on special teams.

➤ **At Jacksonville (9/19)**, tallied five tackles, including one tackle for loss.

➤ **At Atlanta (9/29)**, contributed eight tackles and a team-high two passes defended.

➤ **Against Buffalo (10/6)**, totaled seven tackles, one interception and two passes defended. In the third quarter, he picked off a Josh Allen pass in Bills territory to notch his second interception of the season and the 14th

interception of his career.

➤ **At Denver (10/13)**, registered three tackles, one interception and one special teams tackle. In the third quarter, he picked off Joe Flacco's pass that bounced off the back of tight end Noah Fant. It marked Byard's second consecutive game with an interception.

➤ **Against the Los Angeles Chargers (10/20)**, credited with eight tackles and one pass defended. In the first quarter, he broke up a pass on fourth-and-two that was intended for tight end Hunter Henry. He also recorded his first NFL reception in the first quarter. On a fake punt, he took a pass from Brett Kern and went 11 yards to convert a fourth-and-eight.

➤ **Against Tampa Bay (10/27)**, totaled three tackles and one tackle for loss.

➤ **At Carolina (11/3)**, produced six tackles, one pass defended and one stop on special teams.

➤ **Against Kansas City (11/10)**, tallied six tackles.

➤ **Against Jacksonville (11/24)**, produced 11 tackles.

➤ **At Indianapolis (12/1)**, totaled four tackles, one quarterback pressure and one interception. He intercepted a Jacoby Brissett pass in Colts territory and returned the ball 21 yards in the third quarter. The play gave him three consecutive seasons with four or more interceptions. It also put him in a tie for 18th place on the franchise's all-time career interceptions list.

Byard's Career Regular Season Statistics:

Year	GP	GS	Tackle	Sack	TFL	QBP	Int	PD	FF	FR
2016	16	7	63	1.0	5	3	0	4	0	0
2017	16	16	87	0.0	4	3	8	18	0	2
2018	16	16	96	2.0	0	4	4	10	0	0
2019	12	12	72	0.0	2	1	4	9	0	0
Totals	60	51	318	3.0	11	11	16	41	0	2

Byard's Career Postseason Statistics:

Year	GP	GS	Tackle	Sack	TFL	QBP	Int	PD	FF	FR
2017	2	2	16	0.0	0	0	0	0	0	0

Byard's Regular Season Single-Game Highs:

Tackles - 16 vs. Washington (12/22/18)

Sacks - 1 (Three times, last at N.Y. Giants, 12/16/18)

Tackles For Loss - 2 (Twice, last at Miami, 10/8/17)

Interceptions - 3 at Cleveland (10/22/17)

Passes Defended - 3 (Twice, vs. Baltimore, 11/5/17)

Byard's Playoff Single-Game Highs:

Tackles - 10 at New England (1/13/18)

2019 NFL INTERCEPTION LEADERS

Titans safety **Kevin Byard** and cornerback **Logan Ryan** are tied with several others for fourth place in the NFL with four interceptions each in 2019. Only **Devin McCourty** (five), **Marcus Peters** (five) and **Minkah Fitzpatrick** (five) have more.

Most interceptions in 2019:

Player	Interceptions
1. Minkah Fitzpatrick	5
Devin McCourty	5
Marcus Peters	5
4. Kevin Byard	4
Logan Ryan	4
Janoris Jenkins	4
Kevin King	4
Desmond Trufant	4
Tre'Davious White	4
Quinton Dunbar	4
Stephon Gilmore	4
Marcus Williams	4
Joe Schobert	4

MOST INTERCEPTIONS FROM 2017-2019

Since the beginning of the 2017 campaign, Titans safety **Kevin Byard** leads the NFL lead with 16 interceptions.

Most interceptions from 2017-2019:

Player	Position	Interceptions
1. Kevin Byard	S	16
2. Marcus Peters	CB	13
Darius Slay	CB	13
4. Kyle Fuller	DB	12
Xavien Howard	CB	12
6. Tre Boston	S	10
Duron Harmon	DB	10
Marcus Williams	S	10
Jordan Poyer	S	10
Tre'Davious White	CB	10

2017 NFL INTERCEPTION LEADERS

Titans safety **Kevin Byard** tied for the NFL lead with eight interceptions in 2017, his second NFL season. He shared the top of the leaderboard with Detroit Lions cornerback **Darius Slay**.

Most interceptions in 2017:

Player	Team	Position	Interceptions
1. Kevin Byard	Tennessee	S	8
Darius Slay	Detroit	CB	8
3. Eric Weddle	Baltimore	S	6
A.J. Bouye	Jacksonville	CB	6
5. Micah Hyde	Buffalo	S	5
Jordan Poyer	Buffalo	S	5
Antoine Bethea	Arizona	S	5
Marcus Peters	Kansas City	CB	5
Marshon Lattimore	New Orleans	CB	5
Tre Boston	LA Chargers	S	5
Harrison Smith	Minnesota	S	5

2017 TAKEAWAY LEADERS

Kevin Byard tied for the NFL interception lead in 2017. His eight interceptions matched Detroit cornerback **Darius Slay's** total for the most in the league.

Additionally, Byard recorded two fumble recoveries on defense. His 10 total defensive takeaways were the most in the NFL.

Slay ranked second with nine takeaways, while Kansas City cornerback **Marcus Peters** tied Baltimore safety **Eric Weddle** for third place with seven takeaways.

Most total defensive takeaways in 2017:

Player	Team	Interceptions	Def. Fumble Recoveries	Total Takeaways
1. Kevin Byard	Ten	8	2	10
2. Darius Slay	DeT	8	1	9
3. Marcus Peters	KC	5	2	7
Eric Weddle	Bal	6	1	7
5. A.J. Bouye	Jax	6	0	6
Jordan Poyer	Buf	5	1	6
Casey Hayward	LAC	4	2	6
Tre'Davious White	Buf	4	2	6
9. (14 tied)				5

INTERCEPTIONS IN A SEASON, TEAM HISTORY

Kevin Byard recorded a team-high eight interceptions in 2017. His total tied for seventh in franchise history and was the highest by any franchise player since Oilers cornerback **Rishard Johnson** picked off eight passes in 1990.

Most interceptions in a season, franchise history:

Player	Season	Position	Interceptions
1. Mike Reinfeldt	1979	S	12
Fred Glick	1963	S	12
3. Miller Farr	1967	CB	10
4. Ken Houston	1971	S	9
W.K. Hicks	1965	CB	9
Jim Norton	1961	S	9
7. Kevin Byard	2017	S	8
Richard Johnson	1990	CB	8
Pete Jaquess	1964	CB	8
Jim Norton	1962	S	8
Tony Banfield	1961	CB	8

INTERCEPTIONS IN A GAME, TEAM HISTORY

With three interceptions at Cleveland on Oct. 22, 2017, safety **Kevin Byard** tied a franchise record and became the ninth player in franchise history to record three interceptions in a regular season game.

Byard became the first NFL player in 2017 to record three interceptions in a game and the first NFL player to do so since Philadelphia Eagles safety **Kurt Coleman** at Washington on Oct. 16, 2011. He was the first Titans player to record three interceptions in a game since linebacker **Keith Bulluck** accomplished the feat at New Orleans on Monday night, Sept. 24, 2007.

Most interceptions in a game, franchise history:

Player (Pos)	Date	Opp	Int	Yds	Avg	TD
1. Kevin Byard (S)	10/22/17	Cle	3	60	20.0	0
Keith Bulluck (LB)	9/24/07	NO	3	51	17.0	0
Samari Rolle (CB)	12/26/99	Jac	3	66	22.0	0
Marcus Robertson (S)	11/21/93	Cle	3	69	23.0	0
Willie Alexander (CB)	11/14/71	Oak	3	40	13.3	0
Ken Houston (S)	10/24/71	Pit	3	28	9.3	0
Miller Farr (CB)	10/15/67	NYJ	3	128	42.7	1
W.K. Hicks (CB)	10/31/65	Buf	3	50	16.7	0
Jim Norton (S)	12/2/62	Den	3	22	7.3	0

PLAYERS WITH INTERCEPTION & TD PASS

In a victory over the Houston Texans on Sept. 16, 2018, **Kevin Byard** completed a 66-yard touchdown pass to defensive back **Dane Cruikshank**.

Byard became the first defensive player in franchise history to record a touchdown pass, while Cruikshank became the first defensive player in team annals to record a touchdown reception. Additionally, Byard's touchdown pass was the longest by a defensive player in the Super Bowl era. The previous long was held by Los Angeles Rams defensive back **Ed Meador**, who had an 18-yard touchdown pass at Atlanta on Nov. 19, 1967.

Byard, who tied for the NFL lead in 2017 with eight interceptions, also became only the fifth player in the Super Bowl era to throw at least one touchdown pass and record at least one career interception.

NFL players in the Super Bowl era with at least one career interception and one career touchdown pass (1966 through 2018):

Player	NFL Seasons	Career Pass TDs	Career Interceptions
Kevin Byard	2016–2018	1	12
Randy Moss	1998–2012	2	1
Tom Myers	1972–1981	1	36
Eddie Meador	1966*–1970	1	26
Paul Krause	1966*–1979	1	63

* Meador played from 1959–1970; Krause played from 1964–1979



FIVE INTERCEPTIONS IN TWO GAMES

On Oct. 22, 2017 at Cleveland, Titans safety **Kevin Byard** registered three interceptions. The following game, on Nov. 5, 2017 against Baltimore, Byard tallied two interceptions to become the first player in franchise history to record five interceptions in a two-game span.

Prior to Byard, the last NFL player to accomplish the feat was Washington Redskins cornerback **DeAngelo Hall** in 2010. On Oct. 24, 2010, Hall intercepted four passes at Chicago, and seven days later at Detroit, Hall picked off another pass.

Byard became only the fifth player since the 1970 AFL-NFL merger with five interceptions over two games. In addition to Byard and Hall, the others were Patriots cornerback **Mike Haynes** in 1976, Packers cornerback **Willie Buchanon** in 1978 and Chiefs cornerback **Albert Lewis** in 1985.

Most interceptions in a two-game span, 1970–2017:

Player	Team	Season	Interceptions in Two Games
1. Kevin Byard	Ten	2017	5
DeAngelo Hall	Was	2010	5
Albert Lewis	KC	1985	5
Willie Buchanon	GB	1978	5
Mike Haynes	NE	1976	5

#24 • S KENNY VACCARO

[CLICK FOR COMPLETE BIO](#)

Safety **Kenny Vaccaro** (6-0, 214) is in his sixth NFL season and his second campaign with the Titans in 2019. He was signed as a free agent on Aug. 4, 2018.

Vaccaro recorded 13 starts in 13 games during his first year in Tennessee. He finished with 70 tackles, two sacks, three quarterback pressures, four tackles for loss, one interception and five passes defended.

Vaccaro (6-0, 214) joined the Titans after five years as a starter with the New Orleans Saints. In 68 career games with 67 starts in New Orleans, he totaled 482 tackles, eight interceptions, 7.5 sacks, five forced fumbles and three fumble recoveries.

In 2017, Vaccaro started 12 games at strong safety and recorded three interceptions, seven passes defended, 60 tackles, 1.5 sacks and one fumble recovery. He tallied three total interceptions in a three-game stretch from Weeks 3-6. He missed four total games due to injury, including spending the final two weeks of the campaign on injured reserve.

In 2016, Vaccaro started 11 games at strong safety and totaled 80 tackles (56 solo), one sack, six passes defended, two forced fumbles, one fumble recovery, two interceptions and a special teams stop.

Vaccaro was named to the PFWA and Bleacher Report All-Rookie teams in 2013, and in 2014 he won the Jim Finks Good Guy Award for cooperation with the New Orleans media.

The Brownwood, Texas, native was selected by the Saints in the first round (15th overall) of the 2013 NFL Draft.

During his time at the University of Texas, Vaccaro appeared in 51



games with 32 starts and totaled 264 tackles and five interceptions. He earned first-team All-American honors as a senior and All-Big 12 first-team recognition from league coaches in each of his final two years. The versatile defender played four different positions including both safety spots for the Longhorns.

2019 Notes:

- **At Cleveland (9/8)**, led the team with 13 tackles and added two stops on special teams.
- **Against Indianapolis (9/15)**, credited with seven tackles.
- **At Jacksonville (9/19)**, totaled five tackles.
- **At Atlanta (9/29)**, registered six tackles, including a tackle for loss. He helped bring down Falcons running back Devonta Freeman for a one-yard loss on fourth-and-one in the second quarter.
- **Against Buffalo (10/6)**, tallied four tackles.
- **At Denver (10/13)**, recorded eight tackles and one quarterback pressure.
- **Against the Los Angeles Chargers (10/20)**, totaled four tackles and added one stop on special teams.
- **Against Tampa Bay (10/27)**, notched seven tackles and one pass defended. With two minutes remaining in the fourth quarter, he combined with defensive tackle Jurrell Casey for a key fourth-down stop by stuffing running back Peyton Barber for a one-yard loss in Titans territory.
- **At Carolina (11/3)**, totaled three tackles and one pass defended. He helped cause an interception in the first quarter by tipping Kyle Allen's pass that was intended for wide receiver Jarius Wright. It was then intercepted by outside linebacker Harold Landry III.
- **Against Kansas City (11/10)**, posted nine tackles and one pass defended and added one special teams tackle.
- **Against Jacksonville (11/24)**, produced six tackles and one sack. In the fourth quarter, he recorded a six-yard sack of Nick Foles to give him his first sack of 2019.
- **At Indianapolis (12/1)**, totaled five tackles.

Vaccaro's Career Regular Season Statistics:

Year	Team	GP	GS	Tackle	Sack	TFL	QBP	Int	PD	FF	FR
2013	NO	14	14	93	1.0	NA	NA	1	6	1	0
2014	NO	15	14	113	1.0	NA	NA	2	5	0	0
2015	NO	16	16	136	3.0	NA	NA	0	5	2	1
2016	NO	11	11	80	1.0	NA	NA	2	6	2	1
2017	NO	12	12	60	1.5	NA	NA	3	7	0	1
2018	Ten	13	13	70	2.0	4	3	1	5	0	0
2019	Ten	12	12	77	1.0	1	1	0	3	0	0
Totals		93	92	629	10.5	NA	NA	9	37	5	3

Vaccaro's Career Postseason Statistics:

Year	Team	GP	GS	Tackle	Sack	TFL	QBP	Int	PD	FF	FR
2013	NO	0	0								

Vaccaro's Regular Season Single-Game Highs:

Tackles - 16 (Twice, last at Houston, 11/29/15)

Interceptions - 1 (Nine times, last at Miami, 9/9/18)

Sacks - 2 vs. Jacksonville (12/27/15)

Forced Fumble - 1 (Five times, last at San Francisco, 11/6/16)

Fumble Recovery - 1 (Three times, last vs. Detroit, 10/15/17)

Passes Defensed - 3 vs. Detroit (10/15/17)

MORE TITANS SAFETIES

29 - DB DANE CRUIKSHANK (6-1, 209, 2nd Year, Arizona)

- **Dane Cruikshank** was selected by the Titans in the fifth round (152nd overall) of the 2018 NFL Draft. The Titans traded up to select him by giving up a fifth-round pick (162nd overall) and a sixth-round pick (215th overall) to the Baltimore Ravens.
- As a rookie, Cruikshank appeared in 12 games and finished fourth on the team with eight special teams tackles. He added two tackles on defense, a 66-yard touchdown reception and a 39-yard kickoff return.
- Entering the NFL Draft, Cruikshank was coveted for his versatility, having played safety, and both inside and outside cornerback at the University of Arizona. He started all 25 games during his two seasons as a Wildcat, totaling 135 tackles, 1.5 sacks, seven tackles for loss, 17 passes defensed, one forced fumble and intercepted five passes for 68 yards.
- As a senior in 2017, he started all 13 games after switching to spur safety from cornerback. He ranked fifth on the team with 75 tackles and also posted 1.5 sacks, 5.5 tackles for loss, eight passes defensed, one forced fumble and three interceptions for 65 yards as a Wildcat. He was voted a

captain by his teammates.

- Prior to attending Arizona, he played two seasons at Citrus College.

- He is a native of Chino Hills, Calif.

2019 Notes:

- **Against Indianapolis (9/15)**, tied for the team lead with two special teams tackles.
- **At Carolina (11/3)**, tied for the team lead with two special teams tackles. Additionally, he recorded his first career blocked kick, getting his hand on an extra point attempt by Panthers kicker Joey Slye in the fourth quarter.
- **Against Jacksonville (11/24)**, posted a pair of special teams stops.
- **At Indianapolis (12/1)**, recorded a game-altering play in the fourth quarter by blocking Adam Vinatieri's 46-yard field goal attempt with less than six minutes remaining in the game and the score tied 17-17. After his block, Tye Smith recovered the ball and raced 63 yards for the go-ahead score. Cruikshank recorded his second blocked kick of 2019 after blocking an extra point at Carolina on Nov. 3.

37 - DB AMANI HOOKER (5-11, 210, Rookie, Iowa)

- **Amani Hooker** was selected by the Titans in the fourth round (116th overall) of the 2019 NFL Draft. The Titans traded up to select him by giving up a fourth-round pick (121st overall) and a fifth-round pick (157th overall) to the New York Jets.
- During a three-year career at Iowa (2016-18), Hooker played in 36 games with 19 starts and totaled 125 tackles, six interceptions, one sack, 3.5 tackles for loss and nine passes defensed.
- As a junior (2018), Hooker received the Tatum-Woodson award, given to the best defensive back in the Big Ten.
- He is a native of Minneapolis, Minn.

2019 Notes:

- **At Cleveland (9/8)**, recorded one special teams tackle in his first career NFL game.
- **At Atlanta (9/29)**, registered the first four tackles on defense of his NFL career.

46 - DB JOSHUA KALU (6-0, 203, 1st Year, Nebraska)

- **Joshua Kalu** was originally signed by the Titans as an undrafted free agent on May 11, 2018. He spent the first 11 games of his rookie season on the practice squad before being elevated to the 53-man roster on Dec. 1, 2018.
- He totaled four tackles on special teams in five games in 2018.
- Kalu played in 48 games with 37 starts at cornerback and safety over four seasons at Nebraska. He totaled 215 tackles, two sacks, 27 passes defensed, seven interceptions for 78 yards and a score, three forced fumbles and one fumble recovery. His 27 passes defensed tied for seventh in Cornhusker history. His 215 career tackles ranked fifth all-time among Nebraska defensive backs and among the top 30 overall tacklers in Cornhusker history.
- As a senior in 2017, Kalu started nine games at safety and missed three contests due to injury. He finished with 47 tackles, two interceptions for 32 yards, six passes defensed and one forced fumble. He was named to the Academic All-Big Ten list.
- He is a native of Houston, Texas.

2019 Notes:

- Placed on injured reserve on Sept. 2.
- Activated from injured reserve on Nov. 2.
- **At Carolina (11/3)**, tallied one special teams tackle in his season debut.
- **Against Kansas City (11/10)**, provided a game-saving blocked field goal as time expired in the fourth quarter. With the Titans protecting their three-point lead, he got a hand on Harrison Butker's 52-yard attempt to preserve the win. It was the Titans' first blocked field goal since Brian Orakpo's block in a win at New Orleans on Nov. 8, 2015.



TITANS SPECIALISTS

KICKERS

No.	Name	Ht	Wt	Exp	College
4	Succop, Ryan	6-2	218	11	South Carolina

PUNTERS

No.	Name	Ht	Wt	Exp	College
6	Kern, Brett	6-2	214	12	Toledo
3	Santoso, Ryan	6-5	258	1	Minnesota

LONG SNAPPERS

No.	Name	Ht	Wt	Exp	College
48	Brinkley, Beau	6-4	260	7	Missouri

#48 • LS BEAU BRINKLEY

[CLICK FOR COMPLETE BIO](#)

Long snapper **Beau Brinkley** (6-4, 260) is in his eighth NFL season in 2019. He was signed by the Titans as an undrafted free agent on May 4, 2012.

In his first seven seasons, Brinkley never missed a game and handled all of the team's long snapping duties in that time period.

In 2018, he posted five special teams tackles and helped punter **Brett Kern** earn his second consecutive Pro Bowl appearance. Kicker **Ryan Succop** convert 26 of his 30 field goal attempts.

In 2017, Brinkley's efforts helped punter **Brett Kern** earn Pro Bowl and second-team Associated Press All-Pro honors while setting new franchise records for gross punting and net punting average.

In 2016, Brinkley helped **Ryan Succop** make 22 of his 24 field goal attempts, with the only misses coming from 51 and 58 yards. Succop's 91.7 percent rate ranked third in the NFL in 2016 behind only **Justin Tucker** (97.4) and **Matt Bryant** (91.9).

In 2014, he Brinkley tied for third on the team with a career-high 10 special teams tackles.

The Kearney, Mo., native spent four seasons as Missouri's long snapper after joining the team as a preferred walk-on. Appeared in 50 career games during his time at Missouri.

Brinkley's Career Regular Season Statistics:

Year	Team	GP	GS	SpT Tackles
2012	Ten	16	0	6
2013	Ten	16	0	6
2014	Ten	16	0	10
2015	Ten	16	0	7
2016	Ten	16	0	6
2017	Ten	16	0	2
2018	Ten	16	0	5
2019	Ten	12	0	1
NFL Totals		124	0	43

Brinkley's Career Postseason Statistics:

Year	Team	GP	GS	SpT Tackles
2017	Ten	2	0	1



#6 • P BRETT KERN

[CLICK FOR COMPLETE BIO](#)



Punter **Brett Kern** (6-2, 214) is in his 12th NFL season and his 10th full campaign with the Titans in 2019. He was claimed off waivers by the Titans during the 2009 season.

During his time in Tennessee, Kern has placed his name at the top of most of the franchise's leaderboards at his position. At the end of the 2018 campaign, he ranked as the team's all-time career leader in gross punting average (45.8 yards), net punting average (40.5) and punts placed inside the 20 (296). He punted 761 times in a Titans uniform from 2009–2018, second all-time for the franchise behind **Craig Hentrich's** 861 punts. Kern owns the top seven net punting seasons in franchise history and eight of the team's top 10 net punting seasons.

In 2018, Kern was named to the Pro Bowl for the second consecutive season. His 47.1-yard gross average ranked fifth in team history, and his 41.7-yard net average ranked second in team annals. He set a franchise record and recorded a career high with 39 of his 74 punts inside the 20-yard line. He finished the season with a career-long streak of 16 consecutive punts placed inside the 20, including every punt in the final three games of the season.

In 2017, Kern had arguably one of the best seasons by a punter in NFL history and was named to his first career Pro Bowl in addition to earning second-team Associated Press All-Pro honors. He punted 75 times for 3,728 yards with 28 punts placed inside the 20-yard line. His 44.6-yard net average broke his own team record and finished second in NFL history behind only Johnny Hekker's 46.0-yard net average in 2016. Kern's 49.7-yard gross average also broke his team mark and finished eighth in NFL history.

In 2016, Kern punted 77 times for a 44.2-yard gross average and a 38.6-yard net average. He placed 41.6 percent of his punts inside the opponent's 20-yard line (32 of 77), which ranked second in his career (42.2 in 2009).

In 2015, Kern continued his annual assault on the team's all-time punting records and accomplished a first-of-its-kind NFL feat, becoming the first punter in league history to record 80 or more punts, a net average of 40 yards, and one or zero touchbacks in a single season. His season totals included 88 punts (tied for fifth place in franchise history), a 47.4-yard gross average (second in franchise history), a 40.3 net average (third in franchise history), a career-high 34 punts inside the 20 (third in franchise history) and only one touchback (career low).

In 2014, Kern launched a career-high 88 total punts for a gross average of 46.8 yards and a net average of 40.8 yards, which broke his own single-season team record (40.4-yard net average in 2012).

Kern produced one of the best punting seasons in team history in 2012. He set franchise records with a gross punting average of 47.6 yards and a net punting average of 40.4 yards (he broke the mark in 2014).

Kern's 2011 statistics included 86 punts for a gross average of 43.6 yards. His net average of 39.4 yards set a then-career high and then-franchise record, narrowly beating out **Craig Hentrich's** previous franchise record of 39.2 net yards per punt in 1998.

Kern was claimed by the Titans off waivers from the Denver Broncos on Oct. 27, 2009. He spent the entire 2008 season and the first six games of 2009 campaign in Denver, totaling 73 punts and a 46.5-yard average in 22 games with the Broncos.

In 2008, Kern ranked fifth in the league with a 46.7-yard punting average that marked the third-best season total by a Bronco in club history. At the time, his punting average was the best in NFL history by a rookie. He was named to the All-Rookie team by Pro Football Weekly/PFWA and The *Sporting News*.

The Grand Island, N.Y., native was originally signed by the Broncos as a rookie free agent on April 28, 2008, following four seasons at the University of Toledo.

2019 Notes:

- **At Cleveland (9/8)**, averaged 46.2 yards (43.2 net) on six punts with three punts placed inside the 20. He boomed a 70-yard punt to Cleveland's three-yard line in the second quarter, recording his eighth career punt of at least 70 yards. It resulted in the Titans scoring a safety on the next play.
- **Against Indianapolis (9/15)**, averaged 48.0 yards (41.0 net) on six punts with two inside the 20.
- **At Jacksonville (9/19)**, punted eight times for a 46.5-yard average (40.1 net) with four punts placed inside the 20. It was his 12th career game with

at least eight punts and his first such outing since Oct. 14, 2018 against Baltimore (nine punts). In the second quarter, he placed a 52-yard punt at Jacksonville's five-yard line.

➤ **At Atlanta (9/29)**, punted five times for a 45-yard average and a 44.6-yard net average with all five of his punts placed inside the 20. It was the seventh time in his career he placed at least five punts inside the 20 in a game. He booted a 50-yard punt to pin Atlanta on the five-yard line in the third quarter, and in the fourth quarter, he placed the ball at their two-yard line with a 33-yard punt. With his 158th game in a Titans uniform, he passed Keith Bulluck (157) for eighth place on the team's all-time career games played list.

➤ **Against Buffalo (10/6)**, recorded the second-highest single-game net punting average of his career (minimum of four punts), punting six times for a 49.3-yard net average (49.7-yard gross average) with one punt placed inside the 20. The only game of his career with a better qualifying net average was a 50.2-yard net average at Miami on Oct. 8, 2017. His net average also qualified as the fourth-highest single-game net average in franchise history.

➤ **At Denver (10/13)**, punted nine times for a 47.1-yard gross average and a 41.8-yard net average with eight of his nine punts placed inside the 20. He tied the NFL record with eight punts placed inside the 20 in a game. The only previous NFL players to accomplish the feat were Pittsburgh's Mark Royals (Nov. 6, 1994) and Jacksonville's Bryan Barker (Nov. 14, 1999). He became the second player in franchise history to reach 800 career punts (801) with the team, joining Craig Hentrich (861).

➤ **Against the Los Angeles Chargers (10/20)**, punted twice for a 42.0-yard average (42.0 net) with both punts placed inside the 20. He pinned the Chargers on their own six-yard line with a 34-yard punt in the second quarter. He also completed his first NFL passing attempt on a fake punt in the first quarter. On a fourth-and-eight, he threw the ball to Kevin Byard for 11 yards and a first down. He played in his 161st career game with the Titans to pass Ray Childress (160) for sixth place on the team's all-time career games played list.

➤ **Against Tampa Bay (10/27)**, averaged 49.6 yards (40.6 net) on five punts with a long of 61 yards and one punt placed inside the 20. He also recorded a rushing attempt on a fake field goal but was unable to convert.

➤ **At Carolina (11/3)**, averaged 46.3 yards (42.7 net) on three punts.

➤ **Against Kansas City (11/10)**, averaged 51.0 gross yards on four punts, including a 65-yard punt in the third quarter, and placed two punts inside the 20. His 49.8-yard net average was the second-highest net average of his career (50.2 vs. Miami on Oct. 8, 2017) and tied for the second-highest net average in franchise history (49.8 by Greg Montgomery vs. San Diego on Sept. 19, 1993; minimum four punts). He pinned the Chiefs on their own eight-yard line with a 41-yard punt in the first quarter and backed up the Chiefs at their own four-yard line with a 56-yard punt late in the second quarter.

➤ **Against Jacksonville (11/24)**, averaged 44.0 gross yards on three punts (45.7 net), including a 35-yard punt to pin the Jaguars on their six-yard line in the first quarter.

➤ **At Indianapolis (12/1)**, averaged 48.8 gross yards and 42.4 net yards on five punts. He placed four of his five punts inside the 20. He boomed a 65-yard punt in the second quarter and delivered a 62-yard punt in the third quarter to help pin the Colts on their own 12-yard line.

Kern's Career Regular Season Statistics:

Year	Team	GP	No	Blk	Yds	Avg	Lg	TB	In20	Net
2008	Den	16	46	0	2,150	46.7	64	4	13	37.8
2009	Den/Ten	16	64	0	2,910	45.5	67	10	27	38.5
2010	Ten	16	77	0	3,302	42.9	68	4	24	39.1
2011	Ten	16	86	0	3,747	43.6	64	7	31	39.4
2012	Ten	16	81	2	3,855	47.6	71	5	30	40.4
2013	Ten	16	78	1	3,386	43.4	63	2	32	39.7
2014	Ten	16	88	1	4,118	46.8	79	7	28	40.8
2015	Ten	16	88	0	4,175	47.4	61	1	34	40.3
2016	Ten	16	77	0	3,402	44.2	71	4	32	38.6
2017	Ten	16	75	0	3,728	49.7	74	5	28	44.6
2018	Ten	16	74	1	3,483	47.1	62	3	39	41.7
2019	Ten	12	62	0	2,937	47.4	70	2	33	43.3
Totals		188	896	5	41,193	46.0	79	54	351	40.4

Kern's Career Postseason Statistics:

Year	Team	GP	No	Blk	Yds	Avg	Lg	TB	In20	Net
2017	Ten	2	10	0	447	44.7	62	0	4	41.2

Kern's Regular Season Single-Game Highs:

Punts - 10 (Twice, last at Miami, 10/8/17)
Gross Avg. - 56.8 vs. Seattle (9/24/17)
Net Avg. - 50.2 at Miami (10/8/17)
Long Punt - 79 vs. Indianapolis (12/28/14)
In20 - 8 at Denver (10/14/19)

Kern's Playoff Single-Game Highs:

Punts - 3 at Kansas City (1/6/18)
Gross Avg. - 43.7 at Kansas City (1/6/18)
Net Avg. - 41.0 at Kansas City (1/6/18)
Long Punt - 57 at Kansas City (1/6/18)
In20 - 2 at Kansas City (1/6/18)

2019 NFL PUNTING LEADERS

Titans punter **Brett Kern** ranks near the top of the NFL in gross punting average and net punting average in 2019.

He also is at the top of the NFL in total punts placed inside the 20.

Highest net punting average in 2019:

Player	Team	Net Average
1. Tress Way	Washington Redskins	44.4
2. Logan Cooke	Jacksonville Jaguars	43.7
3. Brett Kern	Tennessee Titans	43.3
4. Britton Colquitt	Minnesota Vikings	43.1
5. Riley Dixon	New York Giants	42.8
6. Thomas Morstead	New Orleans Saints	42.8
7. Cameron Johnston	Philadelphia Eagles	42.5
8. Andy Lee	Arizona Cardinals	42.5
9. Mitch Wishnowsky	San Francisco 49ers	42.2
10. Rigoberto Sanchez	Indianapolis Colts	42.2

Highest gross punting average in 2019:

Player	Team	Gross Average
1. Tress Way	Washington Redskins	49.9
2. Andy Lee	Arizona Cardinals	48.1
3. Ty Long	Los Angeles Chargers	47.4
4. Johnny Hekker	Los Angeles Rams	47.4
5. Brett Kern	Tennessee Titans	47.4
6. Riley Dixon	New York Giants	47.0
7. Cameron Johnston	Philadelphia Eagles	46.9
8. Jamie Gillan	Cleveland Browns	46.4
9. A.J. Cole	Oakland Raiders	46.2
10. Jordan Berry	Pittsburgh Steelers	46.1

Most punts placed inside the 20 in 2019:

Player	Team	Inside the 20
1. Brett Kern	Tennessee Titans	33
2. Jake Bailey	New England Patriots	31
3. Corey Bojorquez	Buffalo Bills	26
4. Kevin Huber	Cincinnati Bengals	25
5. Colby Wadman	Denver Broncos	24
6. Thomas Morstead	New Orleans Saints	24
7. Sam Martin	Detroit Lions	24
8. Jamie Gillan	Cleveland Browns	24
9. Michael Dickson	Seattle Seahawks	23
10. Tress Way	Washington Redskins	22

FRANCHISE CAREER PUNTING LEADERS

Brett Kern is the all-time career leader in Titans/Oilers history in both gross punting average and net punting average. He ranks second in team annals in career punts, behind only **Craig Hentrich** (861).

Highest career gross punting average, franchise history (minimum 250 punts):

Player	Years	Gross Avg.
1. Brett Kern	2009-2019	45.9
2. Greg Montgomery	1988-1993	43.6
3. Craig Hentrich	1998-2009	42.9
4. Jim Norton	1960-1968	42.1
5. Cliff Parsley	1977-1982	39.8
6. Dan Pastorini	1971-1979	39.7

Highest career net punting average, franchise history (since 1976, minimum 250 punts):

Player	Years	Net Avg.
1. Brett Kern	2009-2019	40.7
2. Craig Hentrich	1998-2009	37.2
3. Greg Montgomery	1988-1993	36.6
4. Cliff Parsley	1977-1982	32.3

Most career punts, franchise history:

Player	Years	Punts
1. Craig Hentrich	1998-2009	861
2. Brett Kern	2009-2019	823
3. Jim Norton	1960-1968	522

PERCENT INSIDE THE 20

Titans punter **Brett Kern** set a franchise record with 39 punts placed inside the opponent's 20-yard line in 2018. He ranked second in the NFL in the category, but he led the NFL for the highest percentage of his punts placed inside the 20 at 52.7 percent (39 of 74).

Kern finished the season with a career-long streak of 16 consecutive punts placed inside the 20, including every punt in the final three games of the season.

His 52.7 percent of punts placed inside the 20 was the highest percentage for the franchise from 1991–2018.

Highest percentage of punts placed inside the 20 in 2018:

Player	Team	Punt	In20	Pct In20
1. Brett Kern	Tennessee	74	39	52.7
2. Tress Way	Washington	79	41	51.9
3. Corey Bojorquez	Buffalo	45	22	48.9
4. Johnny Hekker	L.A. Rams	43	21	48.8
5. Trevor Daniel	Houston	74	36	48.6
6. Dustin Colquitt	Kansas City	45	21	46.7
7. Pat O'Donnell	Chicago	62	28	45.2
8. Sam Koch	Baltimore	60	27	45.0
9. Jordan Berry	Pittsburgh	63	28	44.4
10. Sam Martin	Detroit	74	32	43.2

NET AVERAGE IN A SEASON, TEAM HISTORY

Titans punter **Brett Kern** owns the top seven net punting seasons in franchise history and eight of the team's top 10 net punting seasons.

In 2017, he shattered his own franchise record (40.76 net average in 2014) by averaging 44.56 net yards on 75 punts.

He set the club mark for the first time in 2011 with a 39.37-yard net average, eclipsing **Craig Hentrich's** 1998 net average of 39.22 yards.

Highest single-season net punting average, franchise history:

Player	Year	Net Average
1. Brett Kern	2017	44.56
2. Brett Kern	2018	41.69
3. Brett Kern	2014	40.76
4. Brett Kern	2012	40.36
5. Brett Kern	2015	40.34
6. Brett Kern	2013	39.70
7. Brett Kern	2011	39.37
8. Craig Hentrich	1998	39.22
9. Greg Montgomery	1993	39.13
10. Brett Kern	2010	39.06

SINGLE-SEASON GROSS AVG, TEAM HISTORY

Brett Kern's 2017 gross punting average broke his own franchise record. He initially set the franchise mark in 2012 by surpassing **Craig Hentrich's** 47.22-yard gross average from 1998.

Highest single-season gross punting average, franchise history:

Player	Year	Gross Average
1. Brett Kern	2017	49.71
2. Brett Kern	2012	47.59
3. Brett Kern	2015	47.44
4. Craig Hentrich	1998	47.22
5. Brett Kern	2018	47.07
6. Greg Montgomery	1992	46.92
7. Brett Kern	2014	46.80
8. Greg Montgomery	1993	45.59
9. Reggie Roby	1996	44.37

SINGLE-SEASON NET AVG, NFL HISTORY

Brett Kern led the NFL with a 44.6-yard net punting average in 2017. His average ranked second in NFL history. The only better single-season net punting average in NFL history was Rams punter **Johnny Hekker's** 46.0-yard net average in 2016.

Highest single-season net punting average, NFL history (through 2018):

Player	Year	Team	Net Average
1. Johnny Hekker	2016	LAR	46.0
2. Brett Kern	2017	Ten	44.6
3. Johnny Hekker	2017	LAR	44.3
4. Johnny Hekker	2013	STL	44.2
Sam Martin	2016	Det	44.2
6. Andy Lee	2011	SF	44.0
7. Shane Lechler	2009	Oak	43.9
8. Johnny Hekker	2015	STL	43.7
9. Sam Koch	2014	Bal	43.3
10. (two tied)			43.2



SINGLE-SEASON GROSS AVG, NFL HISTORY

Titans punter **Brett Kern** led the NFL with a 49.7-yard gross punting average in 2017. His average ranked eighth in NFL history and was the highest of any player since 2012.

Highest single-season gross punting average, NFL history (through 2018):

Player	Year	Team	Gross Average
1. Sammy Baugh	1940	Was	51.4
2. Shane Lechler	2009	Oak	51.1
3. Andy Lee	2011	SF	50.9
4. Shane Lechler	2011	Oak	50.8
5. Brandon Fields	2012	Mia	50.2
6. Thomas Morstead	2012	NO	50.1
7. Donnie Jones	2008	StL	50.0
8. Brett Kern	2017	Ten	49.7
9. Pat McAfee	2016	Ind	49.3
10. Shane Lechler	2007	Oak	49.1

SINGLE-GAME GROSS AVERAGE, TEAM HISTORY

In 2017, **Brett Kern** has recorded three of the franchise's top seven single-game gross punting averages (minimum four punts). His average against the Seattle Seahawks on Sept. 24 was 56.8 yards, good for the fourth-highest mark in franchise history. Two weeks later visiting the Miami Dolphins, his gross average was 54.9 yards, which ranks seventh (sixth at the time). On Nov. 12 against the Cincinnati Bengals, he posted a 56.5-yard average, ranking fifth in team annals.

Highest single-game gross punting average, since 1976 (min. 4 punts):

Player	Date	Opp	Punts	Gross Avg
1. Greg Montgomery	12/27/92	Buffalo	5	59.2
2. Greg Montgomery	09/19/93	San Diego	5	57.6
3. Craig Hentrich	11/04/01	Jacksonville	4	57.5
4. Brett Kern	09/24/17	Seattle	6	56.8
5. Brett Kern	11/12/17	Cincinnati	6	56.5
6. Craig Hentrich	11/15/98	Pittsburgh	4	55.3
7. Brett Kern	10/08/17	Miami	10	54.9
8. Brett Kern	12/28/14	Indianapolis	7	54.7
9. Brett Kern	12/20/15	New England	5	54.4
10. Brett Kern	01/03/10	Seattle	4	53.5

SINGLE-GAME NET AVERAGE, TEAM HISTORY

On Oct. 8, 2017 at Miami, **Brett Kern** punted 10 times for 549 yards with no blocks and no touchbacks, averaging 54.9 yards per attempt. The Dolphins returned seven of the punts for 47 total yards. Kern's net punting average of 50.2 set a career high and set the franchise's single-game record, topping **Greg Montgomery's** previous mark of a 49.8-yard net average against the San Diego Chargers on Sept. 19, 1993 (statistic tracked since 1976).

In doing so, Kern became the first NFL player to punt at least 10 times and finish a game with a net punting average of at least 50 yards.

Kern has recorded nine of the franchise's top 12 net punting performances.

Highest single-game net punting average, since 1976 (min. 4 punts):

Player	Date	Opp	Punt	Gross Avg	TB	In20	Net Avg
1. Brett Kern	10/8/17	Mia	10	54.9	0	4	50.2
2. Brett Kern	11/10/19	KC	4	51.0	0	2	49.8
3. Greg Montgomery	9/19/93	SD	5	57.6	1	0	49.8
4. Greg Montgomery	12/27/92	Buf	5	59.2	1	2	49.4
5. Brett Kern	10/6/19	Buf	6	49.7	0	1	49.3
6. Brett Kern	11/25/12	Jax	4	50.3	0	1	49.0
7. Brett Kern	11/9/14	Bal	8	51.8	0	0	48.8
8. Brett Kern	10/26/14	Hou	6	51.7	0	2	48.7
9. Brett Kern	9/16/12	SD	7	51.6	1	3	48.6
10. Craig Hentrich	11/4/01	Jac	4	57.5	0	2	48.5
11. Brett Kern	10/1/17	Hou	5	49.2	0	1	48.4
12. Brett Kern	9/24/17	Sea	6	56.8	1	2	48.2

2017 NFL PUNTING LEADERS

Titans punter **Brett Kern** finished in first place on the 2017 NFL leaderboard in gross punting average and net punting average.

Highest gross punting average in 2017:

Player	Team	Gross Average
1. Brett Kern	Tennessee	49.7
2. Shane Lechler	Houston	49.0
3. Drew Kaser	LA Chargers	48.1
4. Johnny Hekker	LA Rams	47.9
5. Britton Colquitt	Cleveland	47.6
6. Marquette King	Oakland	47.4
7. Andy Lee	Arizona	47.3
8. Thomas Morstead	New Orleans	47.0
Pat O'Donnell	Chicago	47.0
10. Kevin Huber	Cincinnati	46.6

Highest net punting average in 2017:

Player	Team	Net Average
1. Brett Kern	Tennessee	44.6
2. Johnny Hekker	LA Rams	44.3
3. Marquette King	Oakland	42.7
4. Rigoberto Sanchez	Indianapolis	42.6
5. Michael Palardy	Carolina	42.4
6. Thomas Morstead	New Orleans	42.2
7. Justin Vogel	Green Bay	41.6
8. Chris Jones	Dallas	41.4
9. Drew Kaser	LA Chargers	41.3
Shane Lechler	Houston	41.3

MOST CONSECUTIVE GAMES, TEAM HISTORY

Titans punter **Brett Kern** began the 2019 season with 154 consecutive games played in a Titans uniform. His streak currently ranks second in franchise history, behind only Hall of Fame offensive lineman **Bruce Matthews** (232).

Most consecutive games played in franchise history:

Player	Position	Years	Consec. Games
1. Bruce Matthews	OL	1987–2001	232
2. Brett Kern	P	2009–2019	166
3. Robert Brazile	LB	1975–1984	147
4. Craig Hentrich	P	1998–2007	146
5. Rob Bironas	K	2005–2013	144
6. Keith Bulluck	LB	2000–2009	135
7. Elvin Bethea	DE	1968–1977	135
8. Gregg Bingham	LB	1973–1981	134
9. Eddie George	RB	1996–2003	128



#4 • K RYAN SUCCOP

[CLICK FOR COMPLETE BIO](#)

Kicker **Ryan Succop** (6-2, 218) is in his 11th NFL season and his sixth campaign with the Titans in 2019. He was signed by the Titans as a free agent on Sept. 1, 2014.

The franchise's fifth all-time leading scorer and the club's all-time leader in career accuracy made 26 of his 30 field goal attempts in 2018. His 26 field goals and 106 points were the third-highest totals of his career, and his 86.7 percent success rate ranked third his career for a single season. He also converted 28 of 31 extra points and booted 45 of his 72 kickoffs for touchbacks (62.5 percent).

Succop set career highs in 2017 with 35 field goals and 42 attempts. He added 31 extra points on 33 attempts to set a career high with 136 points—a total that tied **Al Del Greco's** 1998 franchise record. Succop also booted 47 touchbacks on 80 kickoffs (58.8 percent).

During the 2017 campaign, Succop set the NFL record for most consecutive field goals made from inside 50 yards. His streak, which began in 2014, lasted 56 attempts. The previous league benchmark was 46 such kicks by Atlanta's **Matt Bryant** from 2013–2015.

In 2016, Succop made 22 of his 24 field goal attempts, with his only misses coming from 51 and 58 yards. His 91.7 percent rate was the best single-season performance of his career and the third-best percentage in franchise history (92.3 by **Rob Bironas** in 2010 and 92.3 by **Al Del Greco** in 1998). Succop's percentage ranked third in the NFL in 2016 behind only **Justin Tucker** (97.4) and **Matt Bryant** (91.9).

During his second season in Tennessee, Succop connected on 14 of his 16 field goal attempts and 29 of his 31 extra point attempts to total 71 points. His 87.5 percent success rate on field goals set a personal best and ranked as the sixth-highest figure in franchise history.

In 2014, he set a then-career high by making 86.4 percent of his field goal attempts. He was 19-of-22 and also connected on all 27 of his extra point attempts.

Succop's previous five seasons were spent with the Kansas City Chiefs, who chose him with the last pick of the 2009 NFL Draft (256th overall).

In his career with the Chiefs, he posted four 100-point seasons and made 81.0 percent (119-147) of his field goal attempts. Over his final three years there (2011-13), 52 percent of his kickoffs resulted in touchbacks, a number that ranked 11th in the NFL during that span.

In 2013, he tallied career highs for points (118) and touchbacks (47). He also posted the second-best percentage of his career for field goals made inside of 50 yards, connecting on 87.5 percent (21-24) of those attempts. During his Chiefs career, he produced five game-winning kicks.

A native of Hickory, N.C., Succop played in 50 games for the University of South Carolina Gamecocks, hitting 49 of 69 field goals (71.0%) and converting 104 of 106 PATs. His 251 points made up the second-highest total in school history.

2019 Notes:

- Placed on injured reserve on Sept. 4.
- Activated to the 53-man roster from injured reserve on Nov. 2.
- **At Carolina (11/3)**, made his season debut. He made both extra point attempts and missed three field goal attempts.
- **Against Kansas City (11/10)**, made three of four extra point attempts.
- **Against Jacksonville (11/24)**, connected on all six extra point attempts.



His six extra points tied for the most by a kicker for the team since 1999 and were the most in a game since Succop had six against the Jaguars on Dec. 6, 2015.

➤ **At Indianapolis (12/1)**, made his only field goal attempt (31 yards) and all four extra point attempts.

Succop's Career Regular Season Statistics:

Year	Team	GP	FGM	FGA	Pct	Lg	XPM	XPA	Pts
2009	KC	16	25	29	86.2	53	29	29	104
2010	KC	16	20	26	76.9	53	42	42	102
2011	KC	16	24	30	80.0	54	20	20	92
2012	KC	16	28	34	82.4	52	17	17	101
2013	KC	16	22	28	78.6	51	52	52	118
2014	Ten	16	19	22	86.4	51	27	27	84
2015	Ten	16	14	16	87.5	51	29	31	71
2016	Ten	16	22	24	91.7	53	39	41	105
2017	Ten	16	35	42	83.3	52	31	33	136
2018	Ten	16	26	30	86.7	54	28	31	106
2019	Ten	4	1	4	25.0	31	15	16	18
Totals		164	236	285	82.8	54	329	339	1,037

Succop's Career Postseason Statistics:

Year	Team	GP	FGM	FGA	Pct	Lg	XPM	XPA	Pts
2010	KC	1	0	0	-	-	1	1	1
2013	KC	1	3	3	100.0	43	5	5	14
2017	Ten	2	1	1	100.0	49	3	3	6
Totals		4	4	4	100.0	49	9	9	21

Succop's Regular Season Single-Game Highs:

Field Goals Made - 6 at New Orleans (9/23/12)
Field Goal Attempts - 6 at New Orleans (9/23/12)
Longest Field Goal - 54 (Twice, last at Buffalo, 10/7/18)
PATs Made - 6 (Four times, last vs. Jacksonville, 12/6/15)
PATs Attempted - 6 (Four times, last vs. Jacksonville, 12/6/15)
Points - 19 at New Orleans (9/23/12)
Consecutive Field Goals Made - 22 (10/2/11–12/24/11)

Succop's Playoff Single-Game Highs:

Field Goals Made - 3 at Indianapolis (1/4/14)
Field Goals Attempts - 3 at Indianapolis (1/4/14)
Longest Field Goal - 49 at Kansas City (1/6/18)
PATs Made - 5 at Indianapolis (1/4/14)
PATs Attempted - 5 at Indianapolis (1/4/14)
Points - 14 at Indianapolis (1/4/14)

CONSECUTIVE FGs INSIDE 50 YARDS

On Oct. 16, 2017, **Ryan Succop** set the NFL record for most consecutive field goals made from inside 50 yards. With a 48-yarder in the first quarter against the Colts, he made his 47th such kick. He broke the record of Atlanta Falcons kicker **Matt Bryant**, who made 46 consecutive field goals from inside 50 yards from 2013–2015.

Succop's streak ended at 56 with a missed 48-yard attempt against the Cincinnati Bengals on Nov. 12, 2017. The streak, which began on Dec. 14, 2014, spanned 43 games and nearly three calendar years.

In 2016, he broke **Al Del Greco's** franchise record of 24 consecutive made field goals from inside 50 yards, set from 1995–1996.

Most consecutive field goals made from inside 50 yards, NFL history:

Kicker	Team	Seasons	Consec. FGs from Inside 50 Yards
1. Ryan Succop	Tennessee Titans	2014–2017	56
2. Matt Bryant	Atlanta Falcons	2013–2015	46
3. Mike Vanderjagt	Indianapolis Colts	2002–2004	41

Most consecutive field goals made from inside 50 yards, franchise history:

Kicker	Season(s)	Consecutive Field Goals Inside 50 Yards
1. Ryan Succop	2014-17	56
2. Al Del Greco	1995-96	24
3. Al Del Greco	1998-99	20
Rob Bironas	2007-08	19
5. Rob Bironas	2010-11	18

MOST ACCURATE IN TEAM HISTORY

On Oct. 7, 2018, **Ryan Succop** reached 100 successful field goals with the Titans. In doing so, he hit the minimum number to qualify in the team record books for career accuracy.

Succop's success rate on field goals ranks second in franchise history, trailing only **Rob Bironas**, who made 85.7 percent (239 of 279) of his attempts with the Titans.

Highest percentage of made field goals, franchise history (minimum 100 field goals made):

Player	FGM	FGA	Pct.
1. Rob Bironas	239	279	85.7
2. Ryan Succop	117	138	84.8
3. Al Del Greco	246	295	83.4

POINTS IN A SEASON, FRANCHISE HISTORY

In 2017, **Ryan Succop** enjoyed one of the best regular seasons in franchise history by a player at his position. He made 35 of his 42 field goal attempts and 31 of his 33 extra point tries.

Succop scored 136 points, tying **Al Del Greco's** franchise record for points in a season. Del Greco scored 136 points (36 field goals, 28 extra points) to establish the team benchmark in 1998.

Succop's 136 points were a personal best as well. His previous high for a season was 118 points in 2013 with the Kansas City Chiefs.

Most points in a season, franchise history:

Player	Season	PAT	FG	Points
1. Ryan Succop	2017	31	35	136
Al Del Greco	1998	28	36	136
3. Rob Bironas	2007	28	35	133
4. Al Del Greco	1996	35	32	131
5. Rob Bironas	2008	40	29	127
6. Al Del Greco	1993	39	29	126
7. Gary Anderson	2003	42	27	123
8. Rob Bironas	2011	34	29	121
9. Rob Bironas	2009	37	27	118
Al Del Greco	2000	37	27	118

2017 SCORING LEADERS

Ryan Succop ranked among the NFL's top scorers in 2017. He finished ninth in the league and fifth in the AFC.

Most points scored in 2017:

Player	Team	XPM	XPA	FGM	FGA	Pts
1. Greg Zuerlein	LA Rams	44	46	38	40	158
2. Stephen Gostkowski	New England	45	47	37	40	156
3. Robbie Gould	San Francisco	28	30	39	41	145
4. Harrison Butker	Kansas City	28	28	38	42	142
Chris Boswell	Pittsburgh	37	39	35	38	142
6. Justin Tucker	Baltimore	39	39	34	37	141
7. Wil Lutz	New Orleans	47	50	31	36	140
8. Matt Bryant	Atlanta	35	35	34	39	137
9. Ryan Succop	Tennessee	31	33	35	42	136
10. Kai Forbath	Minnesota	34	39	32	38	130
Matt Prater	Detroit	40	41	30	35	130

RYAN SUCCOP'S CAREER GAME-WINNING FIELD GOALS

A game-winning field goal is defined as one that was the final score of the game and gave the kicker's team the lead at any time in the fourth quarter or overtime.

Date	Team	Opponent	Distance	Quarter
9/23/18	Tennessee	at Jacksonville	28 yards	4th Quarter
9/16/18	Tennessee	vs. Houston	31 yards	4th Quarter
10/22/17	Tennessee	at Cleveland	47 yards	Overtime
12/18/16	Tennessee	at Kansas City	53 yards	4th Quarter
9/23/12	Kansas City	at New Orleans	31 yards	Overtime
10/31/11	Kansas City	vs. San Diego	30 yards	Overtime
10/31/10	Kansas City	vs. Buffalo	35 yards	Overtime
9/19/10	Kansas City	at Cleveland	23 yards	4th Quarter
11/22/09	Kansas City	vs. Pittsburgh	22 yards	Overtime



FIELD GOALS IN A SEASON, TEAM HISTORY

Ryan Succop's 35 field goals in 2017 ranked among the top totals in Titans/Oilers history. He tied **Rob Bironas'** 2007 total for second all-time, one short of **Al Del Greco's** mark of 36 during the 1998 campaign.

Most field goals in a season, franchise history:

Player	Season	FG Made	FG Att
1. Al Del Greco	1998	36	39
2. Ryan Succop	2017	35	42
Rob Bironas	2007	35	39
4. Al Del Greco	1996	32	38
5. Rob Bironas	2008	29	33
Rob Bironas	2011	29	32
Al Del Greco	1993	29	34
8. (five tied)		27	

CONSECUTIVE FIELD GOALS

Ryan Succop began 2017 by extending his streak to 19 consecutive successful field goals, including every attempt over the final 10 games of 2016. The streak came to an end on Sept. 10.

The streak was the second-longest of his career, behind only a 22-kick streak in 2011 as a member of the Kansas City Chiefs. It also qualifies as tied for the fifth-longest streak of its kind in franchise history.

From the final three games of the 2014 campaign through the first eight games of 2015, **Succop** made 15 consecutive field goals to record what is now the eighth-longest streak in franchise history.

Longest streaks of field goal attempts without a miss, franchise history:

Kicker	Season(s)	Consecutive Field Goals
1. Rob Bironas	2011–2012	20
Rob Bironas	2010	20
Rob Bironas	2007–2008	20
Al Del Greco	1998–1999	20
5. Ryan Succop	2016–2017	19
Rob Bironas	2007	19
7. Al Del Greco	1995–1996	18
8. Ryan Succop	2017	16
9. Ryan Succop	2014–2015	15
Rob Bironas	2011	14
Al Del Greco	1999–2000	14

SINGLE-SEASON FIELD GOAL PERCENT

Ryan Succop owns three of the top 10 single-season field goal percentages in franchise history. He recorded a career-best 91.7 percent rate on field goals in 2016, which finished third in team annals behind only **Rob Bironas**' 92.3 percent in 2010 and **Al Del Greco**'s 92.3 percent in 1998.

In 2015, Succop made 87.5 percent of his attempts, which ranks seventh in team annals, and his 86.7 percent success rate in 2018 ranks 10th.

Highest field goal percentage in a season, franchise history:

Player	Season	Made	Att	Pct
1. Rob Bironas	2010	24	26	92.3
Al Del Greco	1998	36	39	92.3
3. Ryan Succop	2016	22	24	91.7
4. Rob Bironas	2011	29	32	90.6
5. Rob Bironas	2007	35	39	89.7
6. Rob Bironas	2008	29	33	87.9
7. Ryan Succop	2015	14	16	87.5
8. Gary Anderson	2003	27	31	87.1
Al Del Greco	1995	27	31	87.1
10. Ryan Succop	2018	26	30	86.7

Succop's percentage ranked third in the NFL in 2016 behind only **Justin Tucker** (97.4) and **Matt Bryant** (91.9).

Highest field goal percentage in 2016:

Player	Team	Made	Att	Pct
1. Justin Tucker	Bal	38	39	97.4
2. Matt Bryant	Atl	34	37	91.9
3. Ryan Succop	Ten	22	24	91.7
4. Steven Hauschka	Sea	33	37	89.2
5. Cairo Santos	KC	31	35	88.6
6. Nick Folk	NYJ	27	31	87.1
Adam Vinatieri	Ind	27	31	87.1
8. Mason Crosby	GB	26	30	86.7
9. Greg Zuerlein	LA	19	22	86.4
10. Matt Prater	Det	31	36	86.1

MORE TITANS SPECIALISTS

3 - K RYAN SANTOSO (6-5, 258, 1st Year, Minnesota)

➤ **Ryan Santoso** was signed by the Titans during Week 13 of the 2019 season.

➤ Santoso entered the NFL as an undrafted college free agent in 2018 with the Detroit Lions. He spent the offseason and preseason with the Lions in both 2018 and 2019 and connected on 3-4 total field goals in preseason games.

➤ As a college player at the University of Minnesota, Santoso was involved in all aspects of the kicking game, serving as the kickoff specialist for all four seasons, field goal kicker during his first two seasons and punter for his final two seasons. In his two seasons as the place kicker, he converted on 29-39 (74 percent) of his field goal attempts. As a punter, he averaged 41.8 yards on 144 punts.

➤ He is a native of Pace, Fla.

2019 Notes:

➤ **At Indianapolis (12/1)**, made his NFL debut and recorded five touchbacks on six total kickoff attempts.

TITANS TIDBITS: OFF-THE-FIELD NOTES

LB DAREN BATES

➤ In 2018, Bates and NFL defensive end Armonty Bryant opened AstroKids Gym in Austin, Texas. The facility offers children's classes and camps based upon proprioceptive learning.

➤ Bates is a Memphis native and a huge Memphis Grizzlies fan.

➤ For the My Cause, My Cleats campaign, Bates has worn specially designed cleats featuring the words "American Heart Association" to raise awareness for the organization's life-saving mission. His mother, Weslynn Bates, was a heart transplant recipient and lived some wonderful years following her surgery. She sadly passed away in 2015 at the age of 56.

➤ Bates is a tattoo enthusiast and has 107 tattoos.

RB/FB KHARI BLASINGAME

➤ Blasingame enjoys playing the saxophone.

➤ He originally started his Vanderbilt career at linebacker before transitioning to running back as a sophomore.

➤ After his football career, his goal is to become the CEO of a hospital or health care system and then focus on improving health care outcomes for disadvantaged populations.

LS BEAU BRINKLEY

➤ Brinkley's father, Mike, was an All-American defensive end and long snapper at Missouri Valley College. He taught Beau the skill of long snapping when he was just seven years old. Beau's football idol growing up was Kansas City Chiefs long snapper Kendall Gammon.

➤ Brinkley raced four-wheelers in the Extreme Dirt Track Racing Series while growing up in Missouri. He traveled the country competing in both motor cross and flat track competitions and won a flat track regional title in 2005.

➤ An avid golfer, Brinkley won the 2018 Pepsi Tournament C Flight Championship in Brookfield, Mo.

➤ In June 2015, Brinkley participated in the Nashville Sports Council Golf Tournament at Gaylord Springs Golf Course. On the par-3 eighth hole, he sunk a hole-in-one to win a barrel of Jack Daniel's Tennessee whiskey.

WR A.J. BROWN

➤ Brown was selected in the 19th round of the 2016 Major League Baseball Draft by the San Diego Padres as a centerfielder and he participated in the team's extended spring training program each summer from 2016-18.

➤ He has a dog, Bentley Juan Brown, and runs an Instagram account for him @bentleyjuan1.

➤ During a pre-draft visit to San Francisco, Brown was able to link up and work out with Hall of Fame NFL receiver and fellow Mississippian Jerry Rice. Rice took Brown on the horse trail at Edgewood Park in Redwood City, known as one of Rice's training sites, where the pair ran hills as part of their work out. Brown's hometown Starkville, Miss., and Rice's hometown Crawford, Miss., are a 30-minute drive apart.

LB JAYON BROWN

➤ Brown went to the same California high school, Long Beach Poly, as Titans teammate Jurrell Casey. Brown's older brother, Juwuan, was Jurrell's teammate there.

➤ Former Long Beach Poly and New England Patriots star Willie McGinest is a close friend of the Brown family.

➤ Brown's younger brother, Joshua, is a defensive end at the University of Arizona, and his two older brothers also played college football. Jason played linebacker at Idaho, while Juwuan was a defensive lineman at Southern Oregon.

CB MALCOLM BUTLER

➤ In February 2017, the production company Narrative Capital acquired the rights to the story of Butler for a film tentatively titled "The Secondary."

➤ Following Butler's crucial goal line interception to seal Super Bowl XLIX, Patriots quarterback Tom Brady, who received a 2015 Chevrolet Colorado as part of his Super Bowl XLIX MVP Award, requested Chevrolet award the truck directly to Butler.

➤ Prior to securing a rookie free agent tryout with the Patriots in 2014, Butler was operating the fryolator at a Popeye's restaurant.

S KEVIN BYARD

➤ Byard credits his mother, Artina Stanley, for much of his success. Following a divorce when Byard was in ninth grade, his mother moved with the children from Philadelphia to Atlanta. Although it was a financial struggle, Stanley worked long

TITANS TIDBITS: THE BEST OF TITANS OFF-THE-FIELD NOTES

hours to make sure her children received what they needed. Byard claims he and his older brother "had to grow up really fast" as they helped their mother with taking care of the younger kids in the family.

➤ During the 2019 offseason, Byard hosted 200-plus youngsters at the inaugural Kevin Byard Football Camp at Ensworth School. He plans to hold the camp - which was free - every year.

➤ The Titans had an inside track in their scouting of Byard. Titans general manager Jon Robinson received glowing reports on Byard from his friend and MTSU recruiting coordinator Steve Ellis. When Robinson was a linebackers coach at Nicholls State, Ellis was one of his pupils, and the two remained close through the years. Additionally, Patrick Callaway, college scout for the Titans, was Byard's high school teammate.

➤ Byard says his football role models are Ed Reed, Brian Dawkins and Troy Polamalu.

DT JURRELL CASEY

➤ A fixture in the community, Casey was twice voted Tennessee Titans Walter Payton Man of the Year (2016, 2018), which recognizes players for excellence on and off the field. Casey is a regular at Titans community events and also serves as the spokesperson for United Way of Metropolitan Nashville. Casey and his wife, Ryann, established The Casey Fund, a non-profit dedicated to raising money for established re-entry programs, inner-city youth programs, mentoring and halfway houses. Ryann is a lawyer working in the Nashville Public Defender's Office. More information about The Casey Fund is available through their social media accounts: @caseyfund99 on Facebook and @TheCaseyFund on Twitter and Instagram.

➤ In 2019, Casey was named a finalist for the Mary Catherine Strobel Direct Service Volunteer Award, which recognizes Middle Tennessee volunteers for their efforts in the community.

➤ Casey has served as a spokesperson for United Way of Metropolitan Nashville since 2017.

➤ Casey has a strong partnership with Project Return Tennessee, Free Hearts and Purpose Prep Academy. Casey's wife is on Purpose Prep Academy's school board.

➤ When he was younger, family members, friends and teammates called him "Tut-Tut," a nickname he earned from his aunt as a small child because she said he walked like a turtle.

➤ When he was in high school, his older brother, Jurray, was convicted of first-degree murder. Despite the turmoil it caused, Jurrell credits his brother for helping him re-focus on becoming a better football player and student.

➤ Casey calls his mother, Collette Burns, a cafeteria worker in the Long Beach Unified School District, "the inspiration in my life" for how hard she worked to provide for Jurrell and his siblings.

➤ Casey and teammate Wesley Woodyard coach a women's flag football team that is comprised of wives and significant others of Titans players.

T JACK CONKLIN

➤ After not receiving a single Division I scholarship offer, Conklin began his time at Michigan State as a preferred walk-on in 2012. He impressed enough in his redshirt season to earn a scholarship in the spring of 2013.

➤ At Plainwell (Mich.) High School, Conklin's head coach was his father, Darren Conklin, who once was a walk-on at Michigan under Wolverines head coach Bo Schembechler.

➤ His mother, Jennifer Jackson, was an All-American swimmer at the University of Michigan.

➤ Conklin's grandfather, Ron Jackson, was a professional baseball player. He played first base for the Chicago White Sox and Boston Red Sox.

➤ Conklin traveled to Australia in 2015 to participate in Michigan State's study abroad International Summer Sports Program.

OLB KAMALEI CORREA (pronounced KAH-mah-lay kor-AY-uh)

➤ Correa attended St. Louis School in Honolulu, Hawaii, where he played football for two seasons with current Titans teammate Marcus Mariota.

➤ Correa grew up a huge fan of the Green Bay Packers all the way from Honolulu, Hawaii.

DB DANE CRUIKSHANK (last name pronounced CROOK-shank)

➤ Cruikshank credits his grandparents and his mother for his success in life. "My grandparents have provided for their whole family, and they've helped everyone in the family be successful at whatever they choose to do. My mom, (Beverley Jackson, a hair stylist) she's been able to raise her kids by working hard and never taking days off. She loves us and gives us everything we need."

➤ He lists owning his own business as a goal on his bucket list. He would one day

like to open his own training facility.

WR COREY DAVIS

➤ Davis and his six siblings survived a tough economic upbringing in Wheaton, Ill. While he has always maintained a loving relationship with his parents, Olasheni Timson and Michelle Davis, he made the decision as a high school junior to move into the home of Robin and Dan Graham, who became his legal guardians. Dan, Corey Davis' youth football coach, was an offensive lineman for the Tampa Bay Buccaneers. His son, Ryan Graham, played youth and high school football with Davis and currently plays quarterback at Northern Illinois.

➤ Davis' brother, Titus, played football at Central Michigan and was signed by the Chargers as a rookie free agent in 2015. Titus also spent time with the Jets, Bills and Bears.

➤ One of Davis' favorite quotes is "Never die easy" by Walter Payton, who used the saying as the title to his autobiography.

OL NATE DAVIS

➤ Growing up, Davis was 'always a pretty big kid.' He played on the offensive or defensive line during Pop Warner, and estimates that in the fourth grade he weighed around 200 pounds.

➤ Davis was invited to the 2019 Senior Bowl, which he credits for helping him during the draft process. He went head-to-head with defensive linemen from larger conferences, and as an athlete from a smaller conference, he credits his performance at the Senior Bowl for helping put his name into the conversation ahead of the draft.

DE MATT DICKERSON

➤ Dickerson's father, Clarence, played college football at Henderson State (Ark.).

➤ He has a twin sister named Megan.

G JAMIL DOUGLAS

➤ First name is pronounced "Juh-MILL."

➤ Douglas was on the New England Patriots practice squad when the team won Super Bowl LI.

LB RASHAAN EVANS

➤ Upon being drafted by Tennessee, Evans was reunited with former Crimson Tide teammate Derrick Henry. Henry phoned Evans immediately after he was selected with the 22nd pick to congratulate him.

➤ At Alabama, Evans shared the field with his brother, Alex, a member of the Crimson Tide spirit squad.

➤ Growing up in rural Alabama, Evans would chase wild horses to work on improving his speed and athleticism.

➤ Evans' father, Alan, was a star running back at Auburn. Evans' mother, Chenavis, received four degrees from Auburn, including her doctorate. Evans' older sister was a cheerleader at Auburn, and despite the family ties including his cousins attending Auburn, Evans stuck with his gut and instead chose Alabama.

OLB SHARIF FINCH

➤ Finch's father, Gregory, passed away as a result of a heart attack on July 30, 2018, while Finch was participating in his rookie training camp. It came three years after his mother, Wendy, died as a result of breast cancer. Finch wears a set of dog tags with their names and photo and an inscription that reads "everything is for you."

➤ Finch has 20 siblings and he is the youngest of the group.

➤ He plays the piano.

TE ANTHONY FIRKSER

➤ Firkser grew up playing basketball and both roller and ice hockey at elite levels and didn't begin playing football until his sophomore year of high school.

➤ In the offseason, Firkser volunteers with his former high school football coach to help train and give advice to aspiring young football players in his hometown community of Manalapan, N.J.

RB DAVID FLUELLEN

➤ Fluellen's favorite personal moment in sports growing up was his first touchdown when he was eight years old. He strip-sacked the quarterback, picked up the fumble and ran it in.

➤ He is married to Nashville TV anchor/reporter Desiree Wiley, who works for NBC affiliate WSMV-4.

➤ He hosted the first annual David Fluellen Football Camp in June 2018 at his

TITANS TIDBITS: THE BEST OF TITANS OFF-THE-FIELD NOTES

high school alma mater in New York, Lockport High School.

OLB REGGIE GILBERT

- His sister, Vicki Baugh, played for the WNBA's Tulsa Shock (2014-15) and San Antonio Stars (2016).
- As part of My Cause My Cleats, he wore cleats to raise awareness for those, including his aunt, who have lupus.
- His four seasons at the University of Arizona (2012-15) were the winningest four seasons in program history, as the Wildcats accumulated 33 wins and went to four bowl games.

C/G HRONISS GRASU (pronounced huh-ROW-niss GRA-sue)

- Grasu played college football at Oregon, where he blocked for quarterback Marcus Mariota from 2012-14. Grasu and Mariota train and live together in the offseason.
- Grasu comes from a 'large Romanian family' that owns a pizza restaurant in Hollywood, Calif. Grasu worked at the restaurant growing up and he credits the experience for teaching him work ethic, discipline and values.
- While Grasu's maternal side of the family resides in Romania, his family is still able to watch him play as his NFL games are shown there.

RB DERRICK HENRY

- In high school, Henry broke the 51-year-old national high school rushing record with 12,124 yards after compiling 4,261 rushing yards as a senior.
- Henry sealed an Iron Bowl victory with an epic, career-best 271 rushing yards against the Tigers. He put the Crimson Tide on his back by carrying the ball a school-record 46 times. His 271 rushing yards were 11 more yards than Auburn had in total offense (260). He ended the game with 14 consecutive rushes to run out the clock.
- His late grandmother, Gladys Henry, helped raise him and played a key inspirational role in his development. In 2018, he fulfilled a promise to her and graduated from Alabama with his bachelor's degree. He has a portrait tattoo of her on his chest.
- Gladys Henry nicknamed him "Shocka" as a baby because he "shocked the whole family" when he was born.
- Henry has been growing out his hair since he was in elementary school.

WR CODY HOLLISTER

- Hollister's twin brother, Jacob, was a tight end at Wyoming and was also signed by the New England Patriots along with Cody as rookie free agents in 2017. The two brothers were teammates with the Patriots for the 2017 and 2018 campaigns. Jacob was traded to the Seattle Seahawks during the 2019 offseason.

DB AMANI HOOKER

- Hooker was named a finalist for Minnesota's Mr. Football in 2015. Yet he had just two FBS scholarship offers. When the in-state university showed hesitancy after multiple workouts, Hooker knew he belonged at Iowa saying, "love who loves me."
- Amani's brother, Quinton, played basketball for North Dakota and helped take the team to the NCAA tournament his senior year. Quinton was Minnesota's Mr. Basketball in high school and currently plays basketball professionally in France.

WR ADAM HUMPHRIES

- Humphries was originally a rookie tryout invitee with the Tampa Bay Buccaneers following the 2015 NFL Draft. Titans general manager Jon Robinson was a member of the Bucs player personnel department at the time and saw the 5-foot-11-inch wideout grind it out in practice and eventually earn a spot on the team's 53-man roster. "Humph came in as a tryout and won a spot on the 90-man roster," said Robinson. "He was a tough guy to cover all through training camp and he kept working and working and working. I've always had an affinity for him and liked his style. He's earned everything he's got."
- Clemson head football coach Dabo Swinney took a visit to Humphries' high school, Dorman, before the 2011 season to scout eventual signee Charone Peake during a basketball game. But once the game began, Swinney couldn't help but notice Dorman's 5-foot-11 point guard running the show. "I go watch a basketball game at Dorman High School to see Charone Peake, and I'm going, 'Dang, who's this point guard?'" Swinney said. "And I've got Coach (Dave) Gutshall going, 'Well that's the best football player I've got on the team.' And I'm like, 'Really? We need to watch this guy a little bit.' He played corner, he played receiver, he played running back, he played quarterback. He was the best football player on the team. Adam Humphries was his name. I don't think he had any offers. So we offer the guy, 'Well, we're only offering the guy to get Charone Peake. No, no, no. We want Humphries.'"

- Humphries maintains a friendship with former Clemson teammate and current division rival DeAndre Hopkins.

CB ADOREE' JACKSON

- Jackson was a long jumper and sprinter on USC's track team in the springs of 2015 and 2016, winning the Pac-12 outdoor long jump title both years (and placing second in the Pac-12 100 meters in 2016) and earning All-American status both years after twice placing fifth in the NCAA long jump. He also placed 10th in the long jump during the U.S. Olympic Trials.
- Jackson lists his parents, Chris and Vianca Jackson, as the people that inspire him the most. "They've always steered me in the right direction. All of their experiences and guidance helped get me where I'm at."
- Vianca Jackson, a survivor of breast cancer, served as the team's Honorary 12th Titan prior to the team's 2017 Breast Cancer Awareness Game (Oct. 16).
- Jackson's father, Chris Jackson, is the ultimate grill master and can be found at Titans home games smoking turkey legs, Cornish hams, chicken, rabbits, alligator and frog legs for a pre-game tailgate among family and friends, as well as a post-game meal with players and coaches. He makes all of his own rubs and sauces and has been cooking since 1984.
- Jackson, business partner James Moore, and Jay Levine co-founded Kor Media Entertainment (KME), a Los Angeles-based entertainment agency under the Warner Brothers Digital umbrella. Their tagline is "Where Creatives Come to Play" and their goal is to create culture relevance for both creators and brands through interactive and labs which a focus on gaming and esports.
- Jackson is a Reese's Peanut Butter Cups enthusiast. He names creator Harry Burnett Reese as a historical person he would have loved to meet. "He's a genius. That's by far and away my favorite candy. I eat that like it ain't nothing."
- Jackson watched the movie "Space Jam" continuously as a child to the point he memorized most of the movie.
- In May 2018, Jackson and his business partner James Moore paid for the burial costs of Jaylon McKenzie, an eighth-grade football player who was killed by a stray bullet. McKenzie, a St. Louis, Ill., native, grew up idolizing Jackson.

DL AUSTIN JOHNSON

- When Johnson was drafted by the Titans, he became a teammate once again of DaQuan Jones, a former Penn State defensive lineman who was drafted by the Titans in 2014. The two remained close, and Jones was among Johnson's family and friends surrounding him on draft night.
- Johnson's wife, Danika, is a former LFL MVP and is currently the general manager and head coach of the Nashville Knights football team.
- The son of Austin and Tammy Johnson, he has two older sisters, Brandi and Erika, and one younger sister, Kennedy. Kennedy was a forward on the Michigan State women's basketball team.

C BEN JONES

- Jones switched from jersey #61 to #60 prior to his senior season at Georgia, to honor his father, Steve, a former collegiate star, who was killed in a helicopter crash when he was 10 years old.
- Jones' pregame ritual consists of walking barefoot on the field "to get a feel for the turf." The routine began before one game with his brother in high school and after enjoying success that night, it has continued ever since.
- When he was 10 years old, Jones suffered a blow to the head with a baseball bat. The impact caused a blood clot to develop on his brain and fractured his skull. The injury kept him out of all athletic activity for a year.
- In 2017, Jones established The Jones Mission Fund at The Community Foundation to provide at-risk youth with opportunities they might otherwise not have.
- During the past two offseasons, Jones and his wife, Alex, have hosted the Ben Jones Celebrity Clay Shoot. The two events raised more than \$182,000.
- Jones' brother, Clay, played baseball for the University of Alabama and then was drafted by the Detroit Tigers.

DL DaQUAN JONES

- Jones has a reputation as an upbeat, positive influence. "I've always had that positive mindset, even when things weren't as good," he says. "The guys laugh at me sometimes because I'm always smiling ... It's not that I'm happy all the time, but I just feel like in today's world, if you let anything get you down, it will. The smallest thing will turn into the biggest problem if you let it, so I just try my best to keep a positive mindset."
- Jones majored in criminal justice at Penn State and spent a portion of his 2013 summer as an intern observing the Spring Township Police Department near State College.
- Jones entered the Penn State program after being rated the second-best

TITANS TIDBITS: THE BEST OF TITANS OFF-THE-FIELD NOTES

offensive lineman in the nation during his playing days at Johnson City High School. He switched to the other side of the ball and made an immediate impact as a true freshman.

➤ Jones lists his father, Steve, as the most inspirational person in his life. Steve raised DaQuan as a single father and one of his father's greatest traits is that he works extremely hard in everything he does. Steve works as an executive chef at Cornell University.

T/G DENNIS KELLY

➤ In May 2019, Kelly received his MBA from the Kelley School of Business at Indiana University.

➤ Kelly is an avid professional wrestling fan that does not let the opportunity pass him by whenever a live WWE show is in town. He lists the Undertaker as the one person in the world he would like to have dinner with.

➤ Kelly's brother, Tim, played football at Eastern Illinois and is currently the offensive coordinator for the Houston Texans.

P BRETT KERN

➤ Kern's father, Cal, is a former professional soccer goalie.

➤ Kern is an avid golfer that sports a +1 handicap. He picked the game up late in his high school years and caddied for three summers at Inverness Golf Club while in college. The course is located in Toledo, Ohio, and has hosted PGA and NCAA Championships. In 2011, Kern competed in The Vinny, a local golf fundraising tournament hosted by singers Vince Gill and Amy Grant, and finished fourth in the event.

OLB HAROLD LANDRY III

➤ Landry could have entered the NFL Draft following his 16.5-sack junior season at Boston College. However, he chose to stay in school and received his degree in communications in December 2017.

➤ He and his son, Greyson, share the same June 5 birthday.

T TAYLOR LEWAN (pronounced leh-WAHN)

➤ Lewan owns a taxidermied beaver named Steve. The fedora-donning stuffed rodent, who was a gift from Lewan's wife, Taylin, makes appearances around the Titans locker room, often appearing at the locker of an unsuspecting rookie.

➤ Lewan chose to wear jersey number 77 at Michigan and then at the pro level because of the legacy of Wolverine tackles who have donned the number, including Jake Long and Jon Jansen.

➤ His father, Dave, was a defensive lineman at the University of Minnesota.

➤ Lewan has several tattoos, including a mustache tattooed on his right index finger and a stick figure tattooed on the outside edge of his right hand that he calls his "right-hand man."

➤ At the 2014 NFL Scouting Combine, Lewan ran the 40-yard dash in 4.87 seconds, beating all other offensive linemen in his class and clocking the fourth-fastest time among offensive linemen from 2010-14.

RB DION LEWIS

➤ Lewis credits his parents, Leroy (former construction worker) and Linda (social worker) as the biggest influences on his career. "Growing up, they were hard on me and they made sure I stayed out of trouble," Lewis said. "That helped me out a lot later on in life."

➤ Lewis attended the University of Pittsburgh, but he was offered a scholarship from just two other schools, Miami (Ohio) and Tulane.

LB DAVID LONG JR.

➤ David's father, David Sr., is a former professional boxer who went 12-5-2 as a heavyweight. He once fought future world champ Deontay Wilder.

➤ During the offseason, Long still uses on-the-bell, three-minute-round boxing training to focus on his mental awareness. In 2018, Long Jr. went into the ring with headgear against his old man for the first time. They went for three 90-second rounds. "He busted up my lip, but it was fun," Long Jr. says. "He was really iffy that I knew how to throw my hands for real. It was just jabs, but it's grown-man strength."

QB MARCUS MARIOTA (pronounced MAHR-ee-OH-tah)

➤ In 2016, Mariota launched the Motiv8 Foundation, which serves the communities of Middle Tennessee, Eugene and Honolulu. The Motiv8 Foundation aims to create and support economic and educational programs and athletic activities to provide an alternative outlet for youth of troubled neighborhoods and backgrounds. The Foundation's programming centers around the tools for success that will allow more children to fully matriculate through grade-school and

eventually attend college. Since its launch, the Motiv8 Foundation has awarded hundreds of thousands of dollars towards healthy lifestyle programming, and will continue to fulfill its mission through signature programs, strategic partnerships and fundraising initiatives.

➤ In 2018, the Motiv8 Foundation launched the Ardel Deppe Community Football Coach Award to recognize three Hawaii football coaches (one top winner) from any level of play who best exemplify Marcus' grandfather's spirit of going the extra mile and giving back to the community.

➤ He is the oldest son of Toa and Alana Mariota. His younger brother, Matthew, is a tight end at Oregon.

➤ Mariota credits much of his athletic success to playing soccer in his youth. By the time he was eight years old, he was wearing a soccer jersey with the number 8, and he has kept the jersey number ever since then.

CB CHRIS MILTON

➤ Milton is related to former NFL running back Tashard Choice.

➤ Milton's family is close with the family of Pro Football Hall of Famer Champ Bailey. When Milton was preparing for the NFL, he reached out to Bailey, and they trained together during the weeks leading up to the draft.

➤ Milton enjoys fishing in his free time.

G/T KEVIN PAMPHILE (pronounced POM-feel)

➤ Pamphile has been active in sending school supplies and hygiene kits to students in his parents' homeland of Haiti. In February of 2017, he made his first trip to Haiti to donate goods and spend time with children and families battling challenging circumstances.

➤ In July 2017, Pamphile returned to Haiti to host a youth football camp for about 250 children.

➤ For his work in the Tampa area and in Haiti, Pamphile was the Buccaneers' 2016 winner of the Ed Block Courage Award.

TE MyCOLE PRUITT

➤ The name MyCole has a unique origin. Pruitt's mother's name is Colette. Cole means "people's victory" in Greek baby names. She named him MyCole for My-Victory. MyCole is his mother's victory.

WR KALIF RAYMOND

➤ Raymond was a dual-sport collegiate athlete, competing in football as well as track and field during his senior season at Holy Cross. He placed second in the 100-meter dash at the 2015 New England Outdoor Championship with a time of 10.71 seconds.

CB LOGAN RYAN

➤ Logan and his wife, Ashley, are the founders of The Ryan Animal Rescue Foundation (ryananimalrescue.org). RARF works with animal welfare organizations to promote adoption and provide grants and educational opportunities.

➤ Every month on the 26th—the day corresponding to his jersey number—he posts a photo on social media with a dog that is in need of adoption along with the hashtag #ryansmonthlyrescue.

➤ In June 2017, Ryan surprised his big brother, Jordan, by paying off his student loans for his 29th birthday. Logan cut a check for \$82,000 to the American Education Services to cover Jordan's loans from earning his engineering degree from Drexel University. "My man got accepted to college, graduated with honors, and now works as an engineer. He did everything the right way and still lived with a ridiculous amount of student loan debt. The system is broke and makes no sense. I'm fortunate and blessed to be able to take care of that for him."

➤ When Ryan decided to leave Rutgers and enter the NFL Draft after his redshirt junior season in 2012, he made a promise to his parents that after his rookie year, he would return to school and earn his degree. Ryan kept his promise and graduated in the spring of 2014 with a degree in labor relations and a minor in psychology.

G RODGER SAFFOLD

➤ Saffold is the owner of competitive "Call of Duty" and "Fortnite" teams called Rise Nation. He invested in the video game industry in April 2014.

➤ His father, Rodger II, played football at the University of Iowa in the mid-1970s.

➤ Rodger and his wife Asia grew up on the same street as eight-year olds in Ohio. The childhood friend's romance didn't begin until quite awhile later when the two re-connected on Facebook during Saffold's second-year with the Rams.

K RYAN SANTOSO

TITANS TIDBITS: THE BEST OF TITANS OFF-THE-FIELD NOTES

➤ As a senior at Minnesota, Santoso received the Tony Dungy Character and Community Service Award, which recognizes a player that has exceptional character on and off the field.

WR TAJAÉ SHARPE

➤ Sharpe's grandmother, Cozy Little, is a breast cancer survivor who was initially diagnosed in 2001. She was honored as the 12th Titan prior to a 2016 home game against the Cleveland Browns in conjunction with the team's Breast Cancer Awareness Month efforts.

➤ Sharpe's family members nicknamed him "Show," which is short for "Showtime."

DL JEFFERY SIMMONS

➤ During college Simmons was a two-time member of the SEC Academic Honor Roll.

➤ Simmons' brother, Dylan Bradley, played football at Southern Miss and then spent time with the Minnesota Vikings. His uncle, Jason Hatcher, played 10 total seasons with the Dallas Cowboys and Washington Redskins.

➤ Away from football, Simmons enjoys fishing and spending time outdoors.

CB LESHAUN SIMS

➤ He was commonly referred to as "Swis" in college because for his first college game the name on the back of his jersey was upside down. The nickname stuck, but some Titans teammates refer to him now as "Mouse" due to his quiet nature.

➤ Prior to Sims, no prior student-athlete from Andre Agassi Prep in Las Vegas, Nev., had ever earned an athletic scholarship. When he was a high school freshman, the Stars played eight-man football in the public charter school's first year with a football team. They moved to 11-man football during his sophomore year, and by his senior season, the team won a league title.

TE JONNU SMITH (pronounced JAH-new)

➤ Smith credits his mother, Karen, for his successes. Jonnu's father passed away as a result of a tow truck accident when he was four years old and his mother raised all six children by herself.

➤ Smith endured a lot of challenges as a youngster in Philadelphia and after his brother was arrested and one of his friends was killed on the streets, a decision needed to be made. His family didn't have the financial means to just uproot, so for his own safety Jonnu moved in with his mother's sister and brother-in-law, Darla and Mike Kirkland, in Ocala, Fla. He started playing high school football and even though he was far from a touted recruit, he earned a scholarship to Florida International where his play took off.

➤ Smith's best friend Willie "Quasim" Jefferson tragically died from a gun shot in October 2016. Jonnu gave his son the middle name Quasim in honor of him.

CB TYE SMITH

➤ In the spring of 2018, Smith hosted his first "Simple Greatness" youth football clinic at St. Augustine University in his hometown of Raleigh, N.C.

➤ In May 2019, Smith held the second annual Simple Greatness Football Camp, hosting 300 kids for the free camp in Raleigh.

➤ He has his own website, www.simplegns.com.

K RYAN SUCCOP (pronounced SUCK-up)

➤ Succop was given the title "Mr. Irrelevant" after being selected with the final pick (256th overall) of the 2009 NFL Draft.

➤ Succop is an avid golfer that sports a +2.2 handicap. He has played prestigious golf courses like Pine Valley, Silverleaf and Pinehurst.

➤ Succop caddied for his friend, Wesley Bryan, at the 2016 Nashville Golf Open, a Web.com event at Nashville Golf & Athletic Club. Succop and Bryan went to school together at the University of South Carolina.

➤ Succop registered 104 career goals and was a four-time all-conference and two-time all-state soccer selection at Hickory (N.C.) High School.

➤ Succop handled both the kicking and punting duties during his sophomore and junior seasons at South Carolina.

QB RYAN TANNEHILL (pronounced TAN-uh-hill)

➤ Ryan founded the Tannehill's A.C.E.S. (Achieving Community Educations Success) program with wife, Lauren, which consisted of 17 sophomores from American Senior High School and is focused on awarding scholarships to the participating students who strive for good grades and took on an active role in their community by hosting monthly events to reward the students and help them give back to the community.

➤ Ryan's father, Tim, played wide receiver at Texas Tech from 1985-87.

S KENNY VACCARO

➤ In 2014, Vaccaro won the Jim Finks Good Guy Award for his cooperation with New Orleans media.

➤ Vaccaro's uncle, A.J. Johnson, played for the Washington Redskins (1989-94) and helped the team win Super Bowl XXVI. He also played a season with the San Diego Chargers (1995).

➤ His younger brother, Kevin, also played at Texas.

OLB CAMERON WAKE

➤ Wake took an unusual route to the NFL. Following his career at Penn State, he signed with the New York Giants as an undrafted free agent. Released by the Giants on June 22, 2005, Wake entered the corporate world and spent 2006 as a mortgage broker. He then resumed his professional football career in Canada with the B.C. Lions.

OLB D'ANDRE WALKER

➤ Prior to the 2019 NFL Draft in Nashville, former Tennessee State University linebacker Christian Abercrombie was chosen to announce the Titans' fifth-round choice. Abercrombie became an inspirational figure in Nashville and around the football world by overcoming a life-threatening injury during the 2018 season and battling through two subsequent brain surgeries. By chance, he announced the Titans' selection of Walker, a friend since age 10 when the two played youth football at Welcome All Park in College Park, Ga.

➤ Walker claims the most inspirational person in his life is his mother, Au'Drea, who worked as a massage therapist to provide for him and his two sisters.

TE DELANIE WALKER

➤ Walker was named the Tennessee Titans Community Man of the Year in 2013 and 2015, due in large part to his tireless work with Mothers Against Drunk Driving. He teamed with MADD to help raise awareness of the dangers of drinking and driving after losing his aunt and uncle in a horrific accident near New Orleans after Super Bowl XLVII. The morning after San Francisco's loss to Baltimore at the Superdome, an alleged drunk driver killed Alice and Bryan Young only hours after Walker hugged Alice and Bryan at the team's postgame party. In addition to his work with MADD, Walker is an ambassador with the Tennessee Governor's Highway Safety Office's "Booze It and Lose It" campaign.

➤ In 2014, Walker established the Delanie Walker Gives Back Foundation (delaniewalker.org) to provide inner city and low-income children with the educational opportunities and resources to reach their full potential and beat the odds.

➤ As a high school senior, he won the Division III 100m (10.6) and long jump (21-5) titles, while also serving as a member of the winning 4x100m relay team at the 2002 Miramonte League Meet.

➤ On Feb. 14, 2015, Walker was inducted into the Central Missouri Athletic Hall of Fame.

LB WESLEY WOODYARD (pronounced WOOD-yard)

➤ Woodyard was the recipient of the 2017 Titans Walter Payton Man of the Year award. He was a three-time nominee for the Walter Payton NFL Man of the Year while with the Broncos in 2010-11 and 2013.

➤ Woodyard is the co-founder of The 16Ways Foundation, which recognizes an emotional need for at-risk youth. The Foundation works on a national level to develop and implement workshops, seminars, camps, and other activities. Its primary focus is to work with at-risk youth between the ages of 8 and 18 and a secondary focus on adults in employment transition.

➤ In addition to his work with his own foundation, Woodyard has been a tireless advocate for the work of other non-profits, including the ALS Association and Second Harvest Food Bank. For the second year in a row, Woodyard used the NFL's My Cause My Cleats platform to raise awareness and funds for ALS. Woodyard's aunt suffered from ALS leading up to her death, and Woodyard is close to former Titans linebacker Tim Shaw, who was diagnosed with ALS in 2014. Woodyard also serves as the spokesperson for Second Harvest Food Bank of Middle Tennessee.

➤ Woodyard has been a captain in his first four seasons with the Titans. He joined Hall of Fame running back Floyd Little as the only players in Broncos franchise history to serve as a captain in each of their first six years with the club. In 2004, Woodyard also became the first-ever Kentucky freshman to serve as a team captain.

➤ Woodyard and teammate Jurrell Casey coach a women's flag football team that is comprised of wives and significant others of Titans players.

WE STAND FOR

In 2018, the Titans launched [We Stand For](#) as a platform for players, coaches and front office personnel to share personal stories about newsworthy causes and charities that are important to them.

The causes range widely from personal foundations to health research, to programs that equip men, women and children with the proper resources to be successful in all areas of life.

The goal of We Stand For is to create positive dialogue around the community work of the players, bringing attention to the causes that are meaningful in their lives.

Additionally, the club pledged to match charitable contributions of the players up to \$250,000.

Among the We Stand For initiatives are the following:

Jurrell Casey — *Social injustice reform and leveling the playing field for people in need*

[In Their Own Words](#) | [The Casey Fund](#) | [Project Return](#) | [Purpose Prep](#)

Jon Robinson — *A world without juvenile diabetes*

[In Their Own Words](#) | [Juvenile Diabetes Research Foundation](#)

Ryan Succop — *Loving our neighbors and building a foundation to serve others in our local community*

[In Their Own Words](#) | [Carpenter's Square](#)

Mike Vrabel — *Equal access for educational opportunities*

[In Their Own Words](#) | [The 2nd & 7 Foundation](#)

TITANS CONTROLLING OWNER AND CO-CHAIRMAN AMY ADAMS STRUNK

"I think our fans have always heard me talk about family. The Titans is a family. To use the words "I Stand For," it wasn't the right ring. If it's someone's passionate, individual cause, it's our cause, too. We're going to get with them, stand with them and help them get that cause out there."

[Video: Why 'We Stand For' is important to Amy Adams Strunk and the Titans family](#)



Delanie Walker — *Public education*

[In Their Own Words](#) | [Delanie Walker Gives Back Foundation](#) | [Rockettown](#)

Wesley Woodyard — *Youth empowerment*

[In Their Own Words](#) | [16Ways Foundation](#)

TITANS AWARD \$450,000 IN GRANTS

Titans Owner Amy Adams Strunk Distributes \$450,000 in Grant Funding to 10 Local Non-Profits as "We Stand For" Campaign Takes Center Stage

by Jim Wyatt, TitansOnline.com
July 30, 2019

NASHVILLE, Tenn. — A year ago, the Titans launched the "We Stand For" campaign, designed to bring the public's attention to the causes that are important to the team's players, coaches and executives.

On Tuesday, it was on full display -- along with some big checks handed out by controlling owner Amy Adams Strunk.

Several of the team's leaders, including general manager Jon Robinson, head coach Mike Vrabel and three players -- tight end Delanie Walker, linebacker Wesley Woodyard, and defensive lineman Jurrell Casey -- were on hand for a community engagement panel at Nissan Stadium, where they discussed the causes that are dear to them.

Then, Amy Adams Strunk handed out \$450,000 in grant funding to 10 local non-profit organizations at the end of a luncheon.

"Mike said, 'We're all family,' and what they stand for, we stand for," Strunk said. "We want to be a part of the community and be a part of the change, and just be good Samaritans. (Our players) take their feelings about this community (seriously) -- they're so strong. And they just want to do what they can to make it a better place. Nashville is great, but we can always be better."

"Today was fun. It was a surprise (to the check recipients) and that made it even more fun. ... It just means so much that we have taken on different causes now that maybe we wouldn't have thought about if our players hadn't brought them to us. I think it's a great thing."

The grants handed out on Tuesday ranged from \$25,000 to \$100,000 and support non-profit organizations in the spaces of education, African American history and culture, social justice, diversionary and re-entry programs, immigrant outreach and domestic violence and sexual assault.

The \$100,000 grant recipients:

- * National Museum of African American Music
- * NAACP Freedom Fund

The \$50,000 grant recipients:

- * Community Achieves by Metro Nashville Public Schools
- * Nashville GRAD



The \$25,000 grant recipients:

- * Project Return
- * Davidson County Drug Court Program (DC4)
- * Thistle Farms
- * Sexual Assault Center
- * Nashville International Center for Empowerment
- * Conexion Americas

[WATCH: Strunk, Robinson, Vrabel, Titans players on hand as organizations receive grant funding](#)

Grant recipients were selected not only on merit but also based on their affiliation with a cause identified as important to a player, coach or executive through the team's "We Stand For" campaign.

The organization's hope for the "We Stand For" campaign is to foster positive dialogue around the community work of its players and executives and raise awareness for the associated causes. The campaign was launched to give Titans players, coaches and front office a platform to better showcase causes and charities that are important to them, and to foster positive dialogue around their community and the work of their associated charities.

Along with his wife Ryann, the Caseys established the Casey Fund, a nonprofit dedicated to addressing the needs of at-risk youth as well as formerly incarcerated individuals by raising money for re-entry programs, inner-city youth programs, mentoring, and halfway houses.

Casey said the organization's work in the community -- and Strunk's generosity -- has inspired everyone to do more.

"It's unbelievable," said Casey, the 2018 Titans recipient of the Walter Payton Man of the Year award. "For you to have an owner and an organization to do something this incredible in the community, something we fight for all the time. ... For Amy to do something like this, I am baffled, I am speechless. She has done something so amazing it touches my heart down deep."

TITANS ON SOCIAL MEDIA

Team Website www.TitansOnline.com
 Mobile Website m.titansonline.com
 Facebook @Titans
 Instagram @Titans
 Snapchat nfltitans
 Twitter @Titans
 YouTube /titans

Follow individual Titans players at their personal accounts:

PLAYER		
LB Daren Bates	@DB_5trey	@weslynn_son56
WR Cameron Batson	@killacam_3_	@camb_13
FB/RB Khari Blasingame	@KB_TwoThree	@kb_twothree
DE Amani Bledsoe	@Amani_Bledsoe	@homeboymoose
LS Beau Brinkley		@brinkley486
WR A.J. Brown	@Brown1Arthur	@1k_alwaysopen
LB Jayon Brown	@jayonbrown12	@jayonbrown12
CB Malcolm Butler	@Mac_BZ	@Mac_BZ
S Kevin Byard	@KB31_Era	@KB31_savage
DT Jurrell Casey	@Jurrellc	@tattedmonster99
T Jack Conklin	@jack_conklin78	@jack_conklin78
OLB Kamalei Correa	@kamalei_correa	@kamalei_correa
DB Dane Cruikshank	@Dane2Smooove	@Dane2Smooove
WR Corey Davis	@TheCDavis84	@coreydavis84
OL Nate Davis	@nate_davis73	@nate.davis64
RB Dalyn Dawkins	@DDawk1	@totedatrockuno
DE Matt Dickerson	@doublemicky	@mattmicky
G Jamil Douglas	@jamildouglas_	@jamil
LB Rashaan Evans	@616evans4	@r.blade_
OLB Sharif Finch	@S_Finch6	@sfinch6
TE Anthony Firkser		@asapfirk
RB David Fluellen	@DavidFluellenJr	@DavidFluellenJr
OLB Reggie Gilbert		@reggiegilbert_8
LB Nigel Harris	@wiz_kidnookie7	@wiz_kidnookie7
RB Derrick Henry	@KingHenry_2	@last_king_2
TE Parker Hesse	@trueblue_hesse	@truebluehesse
WR Cody Hollister	@C_hollister81	@codyhollister
DB Amani Hooker	@amaniball	@amanihooker27
WR Adam Humphries	@adamhumphries13	@adamhumphries10
CB Adoree' Jackson	@adoreeknows	@adoreeknows

PLAYER




DL Austin Johnson	@AJohn15	@ajohn_94
C Ben Jones		@jones60ben
DL DaQuan Jones	@RiDQulous_98	@dqj_90
CB Joshua Kalu	@BluesKalus	@BluesKalus
T/G Dennis Kelly	@denniskelly67	@denniskelly67
P Brett Kern	@brettkern6	@brettkern6
OLB Harold Landry III	@haroldlandry	@haroldlandry
T Taylor Lewan	@TaylorLewan77	@taylorlewan
RB Dion Lewis	@DionLewisRB	@d_lew33
LB David Long Jr.	@David_Long	@davidlongjr_
DT Isaiah Mack	@imack98	
CB Chris Milton	@cmilt912	@cmilt_
C Daniel Munyer		@bigmuney52
CB Kareem Orr	@reemknows1	@kareemorr1
G/T Kevin Pamphile	@KevinPamphile64	@kevin_pamphile64
TE MyCole Pruitt	@flyyCole_x4	@flyycole_x4
OL David Quessenberry	@davidqberry	@davidqberry
WR Kalif Raymond		@kalifraymond7
OLB Derick Roberson	@DerickJRoberson	
CB Logan Ryan	@realloganryan	@loganryan
G Rodger Saffold	@Rodger_Saffold	@rsaff76
K Ryan Santoso	@RyanSantoso90	
WR Tajaé Sharpe	@show19ine	@show19ine
DL Jeffery Simmons	@grindsimmons94	@jsimmons_94
CB LeShaun Sims	@leshaunsims	@leshauns36
TE Jonnu Smith	@Easymoney_81	@jonnusmith81
CB Tye Smith	@TyeSmithCB	@tyesmith
K Ryan Succop	@ryansuccop	@ryansuccop06
QB Ryan Tannehill	@ryantannehill1	@rtannehill17
S Kenny Vaccaro	@KennyVaccaro4	@kennyvaccaro
OLB Cameron Wake	@kold91	@ninety1
OLB D'Andre Walker	@DAndreWalker15	@DAndreWalker15
TE Delanie Walker	@delaniewalker82	@delaniewalker82
OLB Jordan Williams	@mr_rockytop	@mr_rockytop
QB Logan Woodside	@lwoodsideqb5	@doubleunologs_
LB Wesley Woodyard	@wooddro52	@wooddro52



THIS WEEK'S MEDIA CALENDAR

3 Tuesday	4 Wednesday	5 Thursday	6 Friday	7 Saturday	8 Sunday	9 Monday
No Access Players' day off	Mike Vrabel Press Conference 11 a.m. Locker Room Open 11:20 a.m.-12:05 p.m.; Ryan Tannehill availability Practice 12:25-2:05 p.m. Conference Calls 3 p.m. CT - Jon Gruden with Tennessee media; 11:30 a.m. CT - Mike Vrabel with Oakland media	Mike Vrabel Press Conference 11 a.m. Titans Coordinators Available 11:15 a.m. Locker Room Open 11:20 a.m.-12:05 p.m. Practice 12:25-2:05 p.m.	Practice 11:35 a.m.-1 p.m. Mike Vrabel available to the media; locker room open following practice	No Access	Titans vs. Raiders 3:25 p.m. CT Oakland-Alameda County Coliseum	Press Conference Schedule TBA



Click to access the 2019 Titans Media Guide

MEDIA CONTACT INFORMATION

Titans Practice Facility/Training Camp Site:

Saint Thomas Sports Park
460 Great Circle Road
Nashville, TN 37228

Nissan Stadium:

One Titans Way
Nashville, TN 37213

Media-Only Website/Credential Application:

www.titansonline.com/media/credentials (username and password available through Titans media relations)

Phone:

(615) 565-4000 (main)
(615) 565-4100 (media relations)
(615) 565-4200 (ticket office)

Titans Media Relations:

Senior Director of Communications
Robbie Bohren, (615) 565-4101
rbohren@titans.nfl.com
Assistant Director of Media Relations
Dwight Spradlin, (615) 565-4102
dspradlin@titans.nfl.com
Media Relations Manager
Jared Puffer, (615) 565-4107
jpuffer@titans.nfl.com
Media Relations Coordinator
Kim Smith, (615) 565-4103
ksmith@titans.nfl.com
Media Relations Seasonal Assistant
Geordan Powell, (615) 565-4123
gpowell@titans.nfl.com



TITANS TV RATINGS

2019 regular season Titans television ratings in the Nashville market:

Date/Opponent	Day/Time	Network	Rating/Share	Rank
9/8 at Cle	Sun. noon	CBS	24.5/44	1
9/15 vs Ind	Sun. noon	CBS	24.8/48	1
9/19 at Jax	Thu. 7:20 p.m.	NFLN/WZTV	21.2/35	1
9/29 at Atl	Sun. noon	CBS	25.0/45	1
10/6 vs Buf	Sun. noon	CBS	22.6/43	1
10/13 at Den	Sun. 3:25 p.m.	CBS	24.6/43	1
10/20 vs LAC	Sun. 3:05 p.m.	CBS	24.1/43	1
10/27 vs TB	Sun. noon	FOX	21.2/43	1
11/3 at Car	Sun. noon	CBS	21.3/43	1
11/10 vs KC	Sun. noon	CBS	24.2/48	1
11/24 vs Jax	Sun. 3:05 p.m.	CBS	21.9/38	1
12/1 at Ind	Sun. noon	CBS	TBA	TBA
12/8 at Oak	Sun. 3:25 p.m.	CBS		
12/15 vs Hou	Sun. noon	CBS		
12/22 vs NO	Sun. noon	FOX		
12/29 at Hou	Sun. noon	CBS		

2019 Regular Season Average 23.2/43

Note: One rating point is equal to 10,218 TV homes in the Nashville television market

Previous yearly Titans television ratings in the Nashville market (regular season only):

Season	Rtg/Shr	Season	Rtg/Shr	Season	Rtg/Shr
2018	22.7/39	2011	27.7/46	2004	26.5/48
2017	19.9/35	2010	30.2/50	2003	33.4/57
2016	22.0/38	2009	30.9/50	2002	26.8/49
2015	21.3/37	2008	32.4/55	2001	24.5/42
2014	20.7/36	2007	28.6/49	2000	29.1/50
2013	25.0/41	2006	23.0/42	1999	19.8/35
2012	23.5/39	2005	21.8/42		

TITANS ON THE AIR

Programs listed for the Nashville market. Outside of Nashville, check local listings for Titans Radio and "Titans All Access" stations and times.

MONDAYS

Radio

"The Mike Vrabel Show" | 6-7 p.m. | Titans Radio/104.5 The Zone

TUESDAYS

Radio

"Titans Tonight" with Keith Bulluck | 6-7 p.m. | Titans Radio/104.5 The Zone

TV

The Mike Vrabel Show" | 7:30-8 p.m. | WKRN News 2

WEDNESDAYS

TV

"Titans Blitz" with Eddie George | 6:30-7 p.m. | WZTV FOX 17

THURSDAYS

Radio

"Mac Talk" with Dave McGinnis | 6-7 p.m. | 104.5 The Zone

FRIDAYS

TV

"Titans All Access" | 11:05-11:35 p.m. | WZTV FOX 17

SATURDAYS

TV

"Titans All Access" | 3-3:30 p.m. | CW 58

"Titans All Access" | 10:30-11 p.m. | MyTV 30

SUNDAYS

Radio (Noon Kickoff)

"Countdown to Kickoff" | 10-11 a.m. | 104.5 The Zone

"Titans Countdown" | 11 a.m.-12 p.m. | Titans Radio/104.5 The Zone

"Titans Postgame Show" | 3-5 p.m. | 104.5 The Zone

TITANS RADIO AFFILIATES

Titans Radio brings football to fans across the Mid-South in one of the NFL's largest radio networks, including Nashville flagship 104.5 The Zone.

Play-by-play announcer **Mike Keith** connection with pro football across the Mid-South dates back to 1996, a year before the Oilers arrived in Tennessee, and he became the "Voice of the Titans" in 1999. Former Titans assistant coach and NFL head coach **Dave McGinnis** began serving as Titans Radio's color analyst in 2017, while Titans Radio gameday host **Rhett Bryan's** involvement with the broadcast dates back to 1997. **Jonathan Hutton** has been a member of the Titans Radio gameday crew since 2014, while **Amie Wells** has been reporting on the sidelines since 2018.

TITANS RADIO AFFILIATES:

Flagship

Nashville WGFY FM 104.5

Tennessee

Camden WRJB FM 95.9

Centerville WFWL AM 1220

Chattanooga WNKX FM 96.7

Clarksville WGWG FM 102.3

Cleveland WKFN AM 1150

Columbia FM 540

Cookeville FM 104.1

Fayetteville WCLE FM 104.1

Jackson WMCP AM 1280

Knoxville WKXD FM 106.9

Lawrenceburg WYTM FM 105.5

Lebanon WZDQ FM 102.3

Lewisburg WOKI FM 98.7

Manchester WTNX FM 106.7

Memphis WANT FM 98.9

Morristown WCOR AM 1490

Nashville WJMM FM 94.3

Pulaski WMSR FM 107.9

Tri-Cities AM 1230

WMSR FM 92.9

WMSR AM 680

WMSR AM 790

WMSR FM 105.7

WMSR FM 104.5

WMSR FM 100.9

WMSR AM 1420

WMSR AM 640

Union City WQAK FM 105.7

Waverly WQMV FM 93.5

Winchester WCDT AM 1060

Winchester WCDT AM 1340

Alabama

Birmingham WJOX FM 94.5

Florence WQLT FM 107.3

Huntsville WUMP AM 730

Huntsville FM 103.9

Huntsville WVNN AM 770

Scottsboro FM 92.5

Scottsboro WWIC AM 1050

Kentucky

Benton WCBL AM 1290

Bowling Green WPTQ FM 105.3

Cadiz WKDZ FM 106.5

Elizabethtown WIEL FM 106.1

Hardinsburg AM 1400

Hardinsburg WXBC FM 104.3

Henderson WSON AM 860

Henderson FM 96.5

Madisonville WWKY FM 97.7

Owensboro WVJS FM 92.9

Owensboro AM 1420

Paducah WPAD FM 99.5

Paducah AM 1560

Hawaii

Honolulu KIKI AM 990

TITANS ALL ACCESS

The Titans' 30-minute, official magazine-style TV show returns for its 17th season in 2019. **Mike Keith** and **Amie Wells** co-host the show, joined by Titans general manager **Jon Robinson**.

Titans All Access features a variety of long-form stories every week. The show always reviews and previews Titans games, but also shares on-and-off-field stories about the players, coaches and their families. Other Titans All Access staples include one-on-one chats with players and exclusive insight from Robinson, plus Titans news from Titansonline.com senior writer/editor **Jim Wyatt**.

Titans All Access is shown locally on Nashville's FOX 17 Fridays at 11:05 p.m.; WNAB 58 Saturdays at 3 p.m.; and MyTV 30 Saturdays at 10:30 p.m.

Titans All Access has also been picked up again by affiliates in Memphis, Knoxville, Chattanooga, Jackson, Huntsville, AL and Paducah, KY.

Titans All Access Affiliates:

Nashville

WZTV Fox 17

MyTV 30

CW 58

Chattanooga

WDEF CBS 12

Huntsville

WHNT CBS 19

Jackson, Tenn.

E+ TV6

Knoxville

WVLT CBS 8

MyTV 2

Memphis

WREG CBS 3

Paducah

WDKA MyTV 49



NISSAN STADIUM GAMEDAY MEDIA INFORMATION

MEDIA RELATIONS CONTACTS

Titans Media Relations (Press Box Seats 1-7): (615) 565-4450
 Robbie Bohren, Senior Director of Media Relations
 Dwight Spradlin, Assistant Director of Media Relations
 Jared Puffer, Media Relations Manager (Field Contact)
 Kim Smith, Media Relations Coordinator
 Geordan Powell, Media Relations Seasonal Assistant (Media Will Call)
 Visiting Team Media Relations (Press Box Seats 29-32): (615) 565-4452

DIRECTIONS TO NISSAN STADIUM

FROM AIRPORT TO NISSAN STADIUM (APPROXIMATELY 15 MINUTES): Take I-40 West toward Nashville/Memphis to I-24 West (before downtown). Exit at James Robertson Parkway (Exit 48). Turn left at first light (Interstate Drive). Turn right on Woodland Street. Nissan Stadium will be on the left. Follow signs to parking lot ("M" lot on northwest corner/river side of stadium).

NISSAN STADIUM MEDIA WILL CALL/MEDIA ENTRANCE

The media will call window and media entrance are located in the northwest corner of Nissan Stadium near Gate 6. The media will call window opens three hours prior to kickoff.

FIELD MEDIA VESTS

All members of the media with field access during the game must wear a media vest. Still and video photographers will be issued tan vests, while team-affiliated video photographers (coaches' shows, etc.) will be issued gray vests. All vests must be obtained prior to each game at the vest check-in table in the field level concourse. All vests must be returned at the conclusion of the game to Titans personnel or a designated vest receptacle.

NISSAN STADIUM PRESS BOX INTERNET ACCESS

Wireless internet access is available free of charge in the Nissan Stadium press box. The login information will be available upon arrival in the press box. A limited number of ethernet lines and pool phone lines also are available. Accessing the wireless network works the same in the Nissan Stadium press box as it does in most areas with free connectivity. Titans staff may be able to assist in a limited manner, but you should first contact your company's I.T. department with any questions.

FROM NISSAN STADIUM PRESS BOX TO LOCKER ROOMS

Take the press box elevator (Level 3) to field level (Level 1). The Titans interview room is immediately on the right, and the Titans locker room (blue line) is straight ahead. Turn left and continue straight along the concourse to reach the visiting team's locker room and interview room (white line).

POSTGAME POLICIES

Reporters with press box credentials will be allowed on the field during pre-game activities but not during the game itself. Press box credentials do NOT provide access to the field at the two-minute warning in the fourth quarter. Media will be allowed to gather in the Titans interview room to watch the end of the game or remain in the press box to make the short walk down to the field level at the conclusion of the game. All media members will have field access once all of the players and coaches have exited the field. Interviews with Titans players are not permitted on the field following the game. The press conference will begin approximately 10 minutes following the conclusion of the game and will be held in the interview room across from the Titans locker room. Key players also will be brought to the interview room. The press conference audio will be played live over the press box speakers.

POSTGAME QUOTES

Quotes from each team's head coach and key players will be transcribed and distributed throughout the Nissan Stadium press box following the game. The quotes also will be available at www.TitansOnline.com.

POOL REPORTS

Pool reporters are assigned by the Pro Football Writers of America. They are the only reporters allowed in the officials' locker room. Requests for pool reports must be made in advance. Pool reports will be recorded, transcribed and then distributed in the press box.

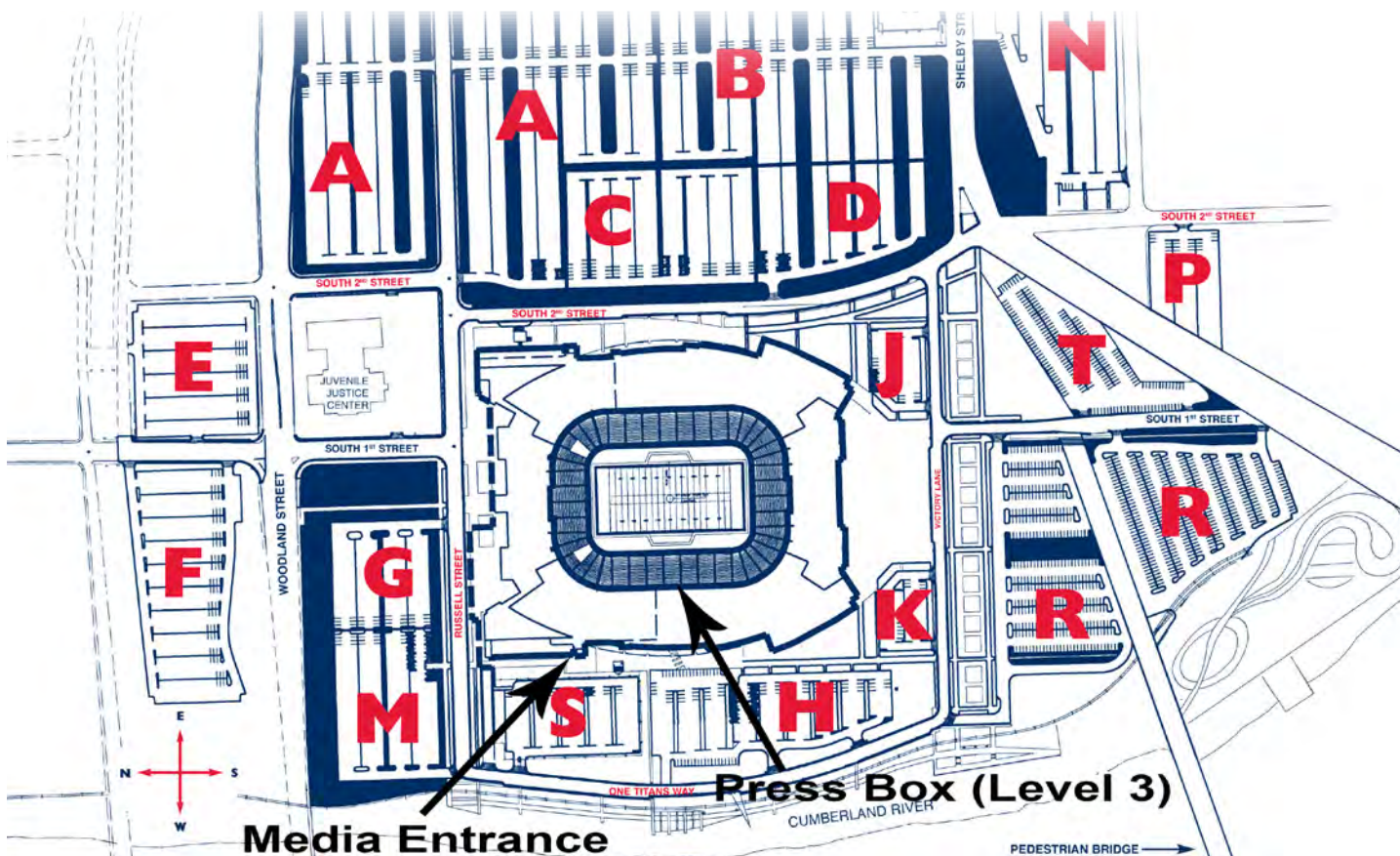
EXITING NISSAN STADIUM

FROM NISSAN STADIUM PRESS BOX TO STADIUM EXIT: Cross the press box catwalk to the third floor lobby. Take the stairs or elevator one floor down to Level 2. Exit through the doors and walk right to get to the "M" lot.

FROM NISSAN STADIUM TO AIRPORT (APPROXIMATELY 15 MINUTES): Take I-24 East toward Chattanooga to I-40 East toward Knoxville. The airport is at Exit 216A.

NISSAN STADIUM PARKING AND MEDIA ENTRANCE

The media will call window and media entrance are located in the northwest corner of Nissan Stadium near Gate 6. The media will call window opens three hours prior to kickoff.



2019 NFL DIVISIONAL STANDINGS

AFC East	W	L	T	Pct	Home	Road	Div	Conf
New England Patriots	10	2	0	.833	5-0	5-2	4-0	6-2
Buffalo Bills	9	3	0	.750	4-2	5-1	3-1	6-2
New York Jets	4	8	0	.333	3-3	1-5	0-4	1-7
Miami Dolphins	3	9	0	.250	2-5	1-4	1-3	2-7

AFC North	W	L	T	Pct	Home	Road	Div	Conf
Baltimore Ravens	10	2	0	.833	5-1	5-1	3-1	6-2
Cincinnati Bengals	1	11	0	.830	1-5	0-6	0-4	1-7
Pittsburgh Steelers	7	5	0	.583	5-2	2-3	3-2	6-3
Cleveland Browns	5	7	0	.417	3-3	2-4	2-1	5-4

AFC South	W	L	T	Pct	Home	Road	Div	Conf
Houston Texans	8	4	0	.667	5-1	3-3	3-1	7-2
Tennessee Titans	7	5	0	.583	4-2	3-3	2-2	5-4
Indianapolis Colts	6	6	0	.500	4-3	2-3	3-2	5-6
Jacksonville Jaguars	4	8	0	.333	2-4	2-4	1-4	4-5

AFC West	W	L	T	Pct	Home	Road	Div	Conf
Kansas City Chiefs	8	4	0	.667	3-3	5-1	4-0	6-3
Oakland Raiders	6	6	0	.500	5-1	1-5	2-2	4-4
Denver Broncos	4	8	0	.333	3-3	1-5	2-2	4-5
Los Angeles Chargers	4	8	0	.333	2-4	2-4	0-4	2-7

NFC East	W	L	T	Pct	Home	Road	Div	Conf
Dallas Cowboys	6	6	0	.500	3-3	3-3	4-0	5-3
Philadelphia Eagles	5	7	0	.417	3-3	2-4	1-1	3-5
Washington Redskins	3	9	0	.250	1-5	2-4	0-3	2-6
New York Giants	2	10	0	.167	1-5	1-5	1-2	2-7

NFC North	W	L	T	Pct	Home	Road	Div	Conf
Green Bay Packers	9	3	0	.750	5-1	4-2	3-0	6-2
Minnesota Vikings	8	3	0	.727	5-0	3-3	1-2	6-2
Chicago Bears	6	6	0	.500	3-3	3-3	3-1	5-4
Detroit Lions	3	8	1	.292	2-4	1-4-1	0-4	2-6-1

NFC South	W	L	T	Pct	Home	Road	Div	Conf
New Orleans Saints	10	2	0	.833	5-1	5-1	4-1	8-2
Tampa Bay Buccaneers	5	7	0	.417	1-4	4-3	2-3	4-6
Carolina Panthers	5	7	0	.417	2-4	3-3	1-3	2-7
Atlanta Falcons	3	9	0	.250	1-5	2-4	2-2	3-6

NFC West	W	L	T	Pct	Home	Road	Div	Conf
San Francisco 49ers	10	2	0	.833	5-1	5-1	3-1	7-1
Seattle Seahawks	9	2	0	.818	3-2	6-0	3-0	6-1
Los Angeles Rams	7	5	0	.583	3-3	4-2	1-2	5-3
Arizona Cardinals	3	8	1	.292	1-4-1	2-4	0-4	2-7-1

TITANS OFFENSIVE AND DEFENSIVE RANKINGS BY THE WEEK AND BY THE SEASON

Offensive rankings in 2019 by the week based on yardage, followed by yearly rankings since 1999:

2019 Season		NFL Offense			AFC Offense		
Week	Opp.	Tot	Rush	Pass	Tot	Rush	Pass
1	at Cle	19	9T	17T	10	5	10
2	Ind	27	11	27	13	6	13
3	at Jax	27	12	28	13	5	14
4	at Atl	26	12	28	13	7	14
5	Buf	27	16	28	13	8	14
6	at Den	27	19	29	13	9	14
7	LAC	26	19	27	12	9	13
8	TB	27	20	27	13	9	13
9	at Car	26	18	24	12	9	11
10	KC	25	15	26	11	8	12
11	Bye	26	15	26	12	8	12
12	Jax	24	11	25	11	6	11
13	at Ind	24	9	27	11	5	13
14	at Oak						
15	Hou						
16	NO						
17	at Hou						

Final regular season team rankings:

Titans in 2018	25	7	29	11	3	14
Titans in 2017	23	15	23	9	8	11
Titans in 2016	11	3	25	5	2	11
Titans in 2015	30	25	25T	16	10	14
Titans in 2014	29	26	22	14	14	11
Titans in 2013	22	14	21	11	7	11
Titans in 2012	26	21	22	12	10	11
Titans in 2011	17	31	12	8	16	5
Titans in 2010	27	17	25	15	10	13
Titans in 2009	12	2	23	6	2	10
Titans in 2008	21	7	27	10	3	12
Titans in 2007	21	5	27	10	3	14
Titans in 2006	27	5	30	12	3	15
Titans in 2005	17	23	9	10	12	5
Titans in 2004	11	14	10	6	10	5
Titans in 2003	8	26	5	4	14	3
Titans in 2002	17	11	20	9	7	11
Titans in 2001	8	12	8T	5	8	4
Titans in 2000	14	7	16	8	6	8
Titans in 1999	13	13	13T	6	9	5T

Defensive rankings in 2019 by the week based on yardage, followed by yearly rankings since 1999:

2019 Season		NFL Defense			AFC Defense		
Week	Opp.	Tot	Rush	Pass	Tot	Rush	Pass
1	at Cle	13	14	14	6	7	7
2	Ind	10	26	2	5	13	1
3	at Jax	7	21	3	3	12	2
4	at Atl	14	15	14	5	7	7
5	Buf	9	14	10	4	7	6
6	at Den	8	15	6	5	7	5
7	LAC	8	12	10	4	6	7
8	TB	9	12	15	4	6	9
9	at Car	13	15	17	6	6	10
10	KC	18	12	21	11	6	12
11	Bye	18	14	22	11	7	13
12	Jax	17	13	24	10	6	14
13	at Ind	21	11	27	12	5	15
14	at Oak						
15	Hou						
16	NO						
17	at Hou						

Final regular season team rankings:

Titans in 2018	8	18	6	5	8	4
Titans in 2017	13	4	25	5	1	12
Titans in 2016	20	2	30	11	1	16
Titans in 2015	12	18	7	8	12	3
Titans in 2014	27	31	15	16	15	9
Titans in 2013	14	20	11	8	8	6
Titans in 2012	27	24	26	15	11	14
Titans in 2011	18T	24	14	11	11	10
Titans in 2010	26	20	29	13	10	14
Titans in 2009	28	11T	31	14	5T	16
Titans in 2008	7	6	9	3	3	4
Titans in 2007	5	5	10	4	3	9
Titans in 2006	32	30	27	16	15	15
Titans in 2005	19	22	17	10	11	7
Titans in 2004	27	18	26	13	11	12
Titans in 2003	12	1	30	9	1	15
Titans in 2002	10	2	25	5	2	13
Titans in 2001	25	5	31	15	3	16
Titans in 2000	1	3	1	1	2	1
Titans in 1999	17	10	25	12	6	15

TENNESSEE TITANS OFFENSIVE AND DEFENSIVE STATS, 1999-2019

1999-2019 TITANS - OFFENSE																					
OFFENSE	2019	2018	2017	2016	2015	2014	2013	2012	2011	2010	2009	2008	2007	2006	2005	2004	2003	2002	2001	2000	1999
GAMES (Won-Lost)	7-5	9-7	9-7	9-7	3-13	2-14	7-9	6-10	9-7	6-10	8-8	13-3	10-6	8-8	4-12	5-11	12-4	11-5	7-9	13-3	13-3
FIRST DOWNS	225	289	290	322	298	258	311	260	281	252	288	268	306	261	279	308	310	312	288	299	294
Rushing	70	106	97	115	66	75	103	70	71	73	115	108	118	105	72	85	84	112	87	107	109
Passing	125	156	157	175	195	159	172	166	185	155	154	143	171	133	191	200	211	182	179	167	167
Penalty	30	27	36	32	37	24	36	24	25	24	19	17	17	23	16	23	15	18	22	25	18
YDS GAINED (tot)	3957	4,998	5,024	5,728	4,988	4,859	5,390	5,010	5,361	4,834	5,623	5,018	4,987	4,810	5,122	5,487	5,501	5,272	5,352	5,350	5,296
Avg per Game	329.8	312.4	314.0	358.0	311.8	303.7	336.9	313.1	335.1	302.1	351.4	313.6	311.7	300.6	320.1	342.9	343.8	329.5	334.5	334.4	331.0
RUSHING (net)	1505	2,023	1,833	2,187	1,485	1,447	1,894	1,687	1,438	1,727	2,592	2,199	2,109	2,214	1,525	1,871	1,623	1,952	1,794	2,085	1,811
Avg per Game	125.4	126.4	114.6	136.7	92.8	90.4	118.4	105.4	89.9	107.9	162.0	137.4	131.8	138.4	95.3	116.9	101.4	122.0	112.1	130.3	113.2
Rushes	320	454	443	476	371	356	462	378	376	406	499	508	543	469	397	420	486	511	468	546	459
Yards per Rush	4.7	4.5	4.1	4.6	4.0	4.1	4.1	4.5	3.8	4.3	5.2	4.3	3.9	4.7	3.8	4.5	3.3	3.8	3.8	3.8	3.9
PASSING (net)	2452	2,975	3,191	3,541	3,503	3,412	3,496	3,323	3,923	3,107	3,031	2,819	2,878	2,596	3,597	3,616	3,878	3,320	3,558	3,265	3,485
Avg per Game	204.3	185.9	199.4	221.3	218.9	213.3	218.5	207.7	245.2	194.2	189.4	176.2	179.9	162.3	224.8	226.0	242.4	207.5	222.4	204.1	217.8
Passes Att.	336	437	496	504	551	513	533	540	584	474	476	453	464	447	594	589	502	500	515	462	527
Completed	223	293	306	307	342	299	328	318	353	273	271	265	288	226	358	356	315	306	307	286	304
Pct Completed	66.4	67.0	61.7	60.9	62.1	58.3	61.5	58.9	60.4	57.6	56.9	58.5	62.1	50.6	60.3	60.4	62.7	61.2	59.6	61.9	57.7
Yards Gained	2792	3,255	3,394	3,720	3,893	3,738	3,710	3,577	4,113	3,278	3,104	2,902	3,077	2,748	3,797	3,933	4,031	3,441	3,867	3,430	3,622
Sacked	49	47	35	28	54	50	37	39	24	27	15	12	30	29	31	44	25	21	43	28	25
Yards Lost	340	280	203	179	390	326	214	254	190	171	73	83	199	152	200	317	153	121	309	165	137
Had intercepted	6	12	17	11	17	16	16	16	14	15	15	9	17	19	14	19	9	15	17	16	13
Yards Opp Ret	63	219	262	203	263	214	132	260	167	120	121	88	116	250	293	306	264	179	163	236	227
Opp TDs on Int	0	1	2	3	3	1	1	4	3	1	0	0	0	2	4	2	3	2	2	3	2
PUNTS	62	75	75	77	88	89	79	83	86	77	69	87	73	88	78	79	71	66	85	76	90
Avg Yards	47.4	46.4	49.7	44.2	47.4	46.3	42.9	46.4	43.6	42.9	43.4	42.8	41.9	42.7	43.2	42.9	43.9	41.3	42.0	40.8	42.5
PUNT RETURNS	15	27	36	30	38	30	31	31	47	27	33	34	42	37	45	40	37	28	36	53	40
Avg Return	6.9	8.8	8.5	7.9	8.1	6.9	7.7	15.3	10.4	12.2	6.7	9.7	8.7	12.6	9.3	4.3	11.6	7.8	7.8	12.7	9.0
Returned for TD	0	0	0	0	0	0	0	3	1	1	0	0	0	3	1	0	1	0	0	1	1
KICKOFF RETURNS	18	23	28	33	33	48	44	63	32	64	69	52	52	79	70	79	68	50	71	47	56
Avg Return	21.1	32.0	22.1	19.1	20.6	23.4	24.9	23.6	26.0	24.3	20.5	25.4	21.1	23.2	24.2	19.7	19.1	19.6	19.9	26.1	18.6
Returned for TD	0	1	0	0	0	0	0	1	1	1	0	0	0	0	0	0	0	0	1	0	0
PENALTIES	80	82	85	110	93	111	101	106	104	128	98	108	101	94	125	110	110	112	119	107	114
Yards Penalized	788	727	785	1,012	779	961	900	847	960	1,040	821	855	773	803	1,002	923	887	891	1,025	870	1,069
FUMBLES BY	20	18	10	17	25	23	27	21	17	22	27	18	32	29	27	33	24	20	18	24	17
Fumbles Lost	8	6	8	7	16	10	9	12	8	14	16	8	17	7	12	12	12	10	11	14	9
Opp Fumbles	13	14	23	12	16	7	24	15	20	25	20	28	26	19	20	22	21	22	21	39	39
Opp Fum Lost	8	6	9	6	8	4	12	5	12	8	7	11	12	11	11	12	13	11	11	13	24
POSS. TIME (avg)	28:26	29:28	29:51	30:32	29:25	27:31	30:00	27:18	27:52	25:54	28:27	29:09	31:38	27:17	31:13	31:40	32:52	32:47	31:29	33:48	31:30
TOUCHDOWNS	36	34	33	46	37	28	41	36	34	40	39	41	28	36	33	41	48	42	39	38	46
Rushing	14	15	18	16	10	6	16	10	8	13	19	24	17	15	8	12	11	16	12	14	19
Passing	19	16	14	29	25	20	22	17	22	24	16	13	9	13	20	27	30	22	23	18	23
Returns	3	3	1	1	2	2	3	9	4	3	4	4	2	8	5	2	7	4	4	6	4
EXTRA-PT KICKS	32/34	28/31	31/33	39/41	29/31	27/27	41/41	35/35	34/34	38/38	37/37	40/40	28/28	32/32	30/32	39/39	43/44	36/36	34/35	37/38	43/43
2-PT CONVERSIONS	1/2	0/1	0/0	0/5	3/5	0/1	0/0	1/1	0/0	1/2	1/2	1/1	0/0	3/3	0/1	1/2	3/4	2/6	3/4	0/0	1/3
FIELD GOALS/FGA	8/16	26/30	35/42	22/24	14/16	19/22	25/29	25/31	29/32	24/26	27/32	29/33	35/39	22/28	23/29	19/27	32/37	25/31	20/28	27/33	21/25
POINTS SCORED	276	310	334	381	299	254	362	330	325	356	354	375	301	324	299	344	435	367	336	346	392
TURNOVER DIFF.	+5	-1	-4	0	-14	-10	0	-4	+1	-4	-4	+14	0	+2	-6	-1	+13	+4	-4	0	+19

1999-2019 TITANS - DEFENSE

DEFENSE	2019	2018	2017	2016	2015	2014	2013	2012	2011	2010	2009	2008	2007	2006	2005	2004	2003	2002	2001	2000	1999
POINTS ALLOWED	234	303	356	378	423	438	381	471	317	339	402	234	297	400	421	439	324	324	388	191	324
OPP FIRST DOWNS	247	298	323	324	317	357	329	358	324	356	323	276	268	329	294	318	275	297	300	215	300
Rushing	65	98	68	70	101	119	108	122	111	107	89	81	80	121	89	99	79	75	79	62	81
Passing	161	182	231	227	192	211	191	210	187	214	210	166	165	181	180	189	167	197	192	134	193
Penalty	21	18	24	27	24	27	30	26	26	35	24	29	23	27	25	30	29	25	29	19	26
OPP YARDS GAINED	4345	5,334	5,248	5,720	5,475	5,968	5,407	5,999	5,682	5,883	5,850	4,698	4,665	5,915	5,110	5,724	4,901	4,964	5,515	3,814	5,245
Avg per Game	362.1	333.4	328.0	357.5	342.2	373.0	337.9	374.9	355.1	367.7	365.6	293.6	291.6	369.7	319.4	357.8	306.3	310.3	344.7	238.4	327.8
OPP RUSHING(net)	1224	1,863	1,420	1,413	1,797	2,195	1,795	2,035	2,053	1,851	1,711	1,502	1,478	2,313	1,894	1,917	1,295	1,424	1,431	1,390	1,550
Avg per Game	102.0	116.4	88.8	88.3	112.3	137.2	112.2	127.2	128.3	115.7	106.9	93.9	92.4	144.6	118.4	119.8	80.9	89.0	89.4	86.9	96.9
Rushes	308	429	398	356	462	515	446	483	461	474	402	403	369	506	449	421	342	372	405	387	383
Yards per Rush	4.0	4.3	3.6	4.0	3.9	4.3	4.0	4.2	4.5	3.9	4.3	3.7	4.0	4.6	4.2	4.6	3.8	3.8	3.5	3.6	4.0
OPP PASSING(net)	3121	3,471	3,828	4,307	3,678	3,773	3,612	3,964	3,629	4,032	4,139	3,196	3,187	3,602	3,216	3,807	3,606	3,540	4,084	2,424	3,695
Avg per Game	260.1	216.9	239.3	269.2	229.9	235.8	225.8	247.8	226.8	252.0	258.7	199.8	199.2	225.1	201.0	237.9	225.4	221.3	255.3	151.5	230.9
Passes Att.	461	533	605	635	502	545	545	564	591	625	604	575	569	530	470	524	546	562	559	466	557
Completed	293	337	369	388	319	347	344	374	369	410	404	342	349	335	296	333	332	339	328	242	312
Pct Completed	63.6	63.2	61.0	61.1	63.5	63.7	63.1	66.3	62.4	65.6	66.9	59.5	61.3	63.2	63.0	63.5	60.8	60.3	58.7	51.9	56.0
Sacked	33	39	43	40	39	39	36	39	28	40	32	44	40	26	41	32	38	40	32	55	54
Yards Lost	206	248	272	278	271	222	227	241	180	272	224	262	241	148	246	220	223	213	175	337	305
INTERCEPTED BY	11	11	12	12	11	12	13	19	11	17	20	20	22	17	9	18	21	18	13	17	16
Yards Returned	156	120	154	68	164	122	113	358	179	198	433	351	358	282	129	285	312	198	78	285	257
Returned for TD	1	2	0	0	1	1	1	4	1	1	4	3	2	2	2	1	3	3	0	4	1
OPP PUNT RETURNS	23	33	41	36	47	43	35	39	36	35	29	32	31	33	32	31	30	28	36	28	45
Avg return	9.2	9.0	7.0	9.6	12.9	8.1	6.0	10.4	6.1	6.1	7.2	9.1	8.8	8.4	4.5	6.3	9.2	13.9	7.3	5.7	7.4
OPP KICKOFF RET	26	25	32	21	22	31	45	33	30	56	71	61	58	58	57	69	81	74	57	76	76
Avg return	21.9	27.8	23.4	22.0	27.2	27.6	24.4	26.1	22.7	24.8	24.1	25.0	24.2	21.8	22.6	20.1	18.8	20.0	24.9	20.9	21.0
OPP TOUCHDOWNS	26	32	36	43	51	48	40	55	34	32	48	25	35	46	51	52	35	40	46	20	39
Rushing	8	9	5	10	11	17	21	16	10	7	16	12	11	20	12	18	10	7	17	7	8
Passing	18	21	27	25	34	28	15	31	21	23	31	12	21	24	33	29	20	27	27	10	26
Returns	0	2	4	8	6	3	4	8	3	2	1	1	3	2	6	5	5	6	2	3	5

2019 TENNESSEE TITANS REGULAR SEASON STATISTICS

Won 7, Lost 5

Date	W-L	Score	OT	Opponent	Attendance
09/08	W	43-13		at Cleveland	67,431
09/15	L	17-19		Indianapolis	62,849
09/19	L	7-20		at Jacksonville	58,613
09/29	W	24-10		at Atlanta	72,108
10/06	L	7-14		Buffalo	66,910
10/13	L	0-16		at Denver	75,815
10/20	W	23-20		L.A. Chargers	62,431
10/27	W	27-23		Tampa Bay	62,073
11/03	L	20-30		at Carolina	72,540
11/10	W	35-32		Kansas City	68,864
11/24	W	42-20		Jacksonville	60,926
12/01	W	31-17		at Indianapolis	60,361
12/08				at Oakland	
12/15				Houston	
12/22				New Orleans	
12/29				at Houston	

Statistic	Tenn.	Opp.
Total First Downs	225	247
Rushing	70	65
Passing	125	161
Penalty	30	21
3rd Down: Made/Att	48/141	58/160
3rd Down Pct.	34.0	36.3
4th Down: Made/Att	3/11	8/19
4th Down Pct.	27.3	42.1
Possession Avg.	28:26	31:34
Total Net Yards	3957	4345
Avg. Per Game	329.8	362.1
Total Plays	705	802
Avg. Per Play	5.6	5.4
Net Yards Rushing	1505	1224
Avg. Per Game	125.4	102.0
Total Rushes	320	308
Net Yards Passing	2452	3121
Avg. Per Game	204.3	260.1
Sacked/Yards Lost	49/340	33/206
Gross Yards	2792	3327
Att./Completions	336/223	461/293
Completion Pct.	66.4	63.6
Had Intercepted	6	11
Punts/Average	62/47.4	52/46.2
Net Punting Avg.	62/43.3	52/42.7
Penalties/Yards	80/788	101/873
Fumbles/Ball Lost	20/8	13/8
Touchdowns	36	26
Rushing	14	8
Passing	19	18
Returns	3	0

Score By Periods	Q1	Q2	Q3	Q4	OT	PTS
Team	41	56	82	97	0	276
Opponents	60	61	59	54	0	234

Scoring	TD	Rush	Rec	Ret	K-PAT	FG	S	PTS
Henry	13	11	2	0			0	78
A. Brown	4	0	4	0			0	24
Santos	0	0	0	0	12/12	4/9	0	24
Tannehill	3	3	0	0			0	20
Succop	0	0	0	0	15/16	1/4	0	18
Parkey	0	0	0	0	5/6	3/3	0	14
C. Davis	2	0	2	0			0	12
Humphries	2	0	2	0			0	12
Sharpe	2	0	2	0			0	12
De. Walker	2	0	2	0			0	12
Butler	1	0	0	1			0	6
Evans	1	0	0	1			0	6
Firkser	1	0	1	0			0	6
Kelly	1	0	1	0			0	6
Quessenberry	1	0	1	0			0	6
Raymond	1	0	1	0			0	6
J. Smith	1	0	1	0			0	6
T. Smith	1	0	0	1			0	6
Wake	0	0	0	0			1	2
Team	36	14	19	3	32/34	8/16	1	276
Opponents	26	8	18	0	17/22	19/25	0	234

2-Pt Conv: Tannehill, TM 1-2, 4

Sacks: Landry 9, Ryan 3.5, Casey 3, Evans 2.5, Wake 2.5, Correa 2, Finch 2, Mack 1.5, J. Brown 1, Gilbert 1, D. Jones 1, Simmons 1, Vaccaro 1, Woodyard 1, (group) 1, TM 33, OPP 49

FUM/Lost: Tannehill 6/3, Henry 5/3, Mariota 3/0, A. Brown 1/0, C. Davis 1/0, Humphries 1/0, Jackson 1/1, D. Lewis 1/1, De. Walker 1/0

Passing	Att	Cmp	Yds	Cmp%	Yds/Att	TD	TD%	Int	Int%	Long	Sack/Lost	Rating
Tannehill	176	128	1602	72.7	9.10	12	6.8	4	2.3	65t	24/178	113.9
Mariota	159	94	1179	59.1	7.42	7	4.4	2	1.3	75t	25/162	91.7
Kern	1	1	11	100.0	11.00	0	0.0	0	0.0	11	0/0	112.5
Team	336	223	2792	66.4	8.31	19	5.7	6	1.8	75t	49/340	103.4
Opponents	461	293	3327	63.6	7.22	18	3.9	11	2.4	63t	33/206	88.2

Rushing	No.	Yds	Avg	Long	TD
Henry	232	1140	4.9	74t	11
Mariota	24	129	5.4	15	0
Tannehill	30	128	4.3	25	3
D. Lewis	26	98	3.8	15	0
J. Smith	2	14	7.0	10	0
Dawkins	2	2	1.0	1	0
Humphries	1	1	1.0	1	0
Kern	1	0	0.0	0	0
A. Brown	1	-2	-2.0	-2	0
Raymond	1	-5	-5.0	-5	0
Team	320	1505	4.7	74t	14
Opponents	308	1224	4.0	69	8

Receiving	No.	Yds	Avg	Long	TD
Humphries	37	374	10.1	30	2
A. Brown	34	626	18.4	65t	4
C. Davis	31	426	13.7	38	2
J. Smith	24	287	12.0	57	1
D. Lewis	22	129	5.9	24	0
De. Walker	21	215	10.2	29	2
Henry	17	200	11.8	75t	2
Sharpe	13	194	14.9	47	2
Firkser	11	153	13.9	27	1
Raymond	5	125	25.0	52	1
Jennings	2	17	8.5	11	0
Hollister	2	13	6.5	11	0
Pruitt	1	20	20.0	20	0
Byard	1	11	11.0	11	0
Kelly	1	1	1.0	1t	1
Quessenberry	1	1	1.0	1t	1
Team	223	2792	12.5	75t	19
Opponents	293	3327	11.4	63t	18

Interceptions	No.	Yds	Avg	Long	TD
Byard	4	79	19.8	28	0
Ryan	4	16	4.0	16	0
Butler	2	61	30.5	38t	1
Landry	1	0	0.0	0	0
Team	11	156	14.2	38t	1
Opponents	6	63	10.5	24	0

Punting	No.	Yds	Avg	Net	TB	In	Lg	B
Kern	62	2937	47.4	43.3	2	33	70	0
Team	62	2937	47.4	43.3	2	33	70	0
Opponents	52	2402	46.2	42.7	4	20	64	0

Punt Returns	Ret	FC	Yds	Avg	Long	TD
Humphries	12	19	78	6.5	21	0
Jackson	3	1	26	8.7	17	0
Raymond	0	1	0	---	---	0
Team	15	21	104	6.9	21	0
Opponents	23	15	211	9.2	42	0

Kickoff Returns	No.	Yds	Avg	Long	TD
Raymond	8	194	24.3	45	0
Jennings	7	147	21.0	26	0
Jackson	2	23	11.5	23	0
J. Smith	1	16	16.0	16	0
Team	18	380	21.1	45	0
Opponents	26	570	21.9	32	0

Field Goals	1-19	20-29	30-39	40-49	50+
Santos	0/0	0/0	1/3	2/3	1/3
Succop	0/0	0/0	1/1	0/2	0/1
Parkey	0/0	0/0	0/0	2/2	1/1
Team	0/0	0/0	2/4	4/7	2/5
Opponents	0/0	4/4	4/5	8/10	3/6

Santos: (37G,53G) (49G,45N) () (45G) (50N,36N,33B,53N) () () () () () ()

Succop: () () () () () () () (43N,56N,44N) () () (31G)

Parkey: () () () () () (45G) (51G,42G) () () () ()

OPP: () () (40G,48G) (32N,42G) () (31G,53G,48G) (29G,50G) (22G,48G,24G) (35G,49N) (30G,41G,43G,39G,52B) (49G,50G) (55N,53B,28G,46B)

2019 TENNESSEE TITANS REGULAR SEASON DEFENSIVE STATISTICS

PLAYER	TACKLES			SACKS		QB		INTERCEPTIONS				PD	FUMBLES		
	Tot	Solo	Asst	Sk	Yds			No	Yds	Lg	TD		FF	FR	Yds
Evans, Rashaan	103	64	39	2.5	13.5	9	8	0	0	0	0	1	0	1	53
Ryan, Logan	89	59	30	3.5	23.5	2	3	4	16	16	0	18	3	0	0
Brown, Jayon	84	65	19	1.0	1.0	6	2	0	0	0	0	8	0	0	0
Vaccaro, Kenny	77	47	30	1.0	6.0	1	1	0	0	0	0	3	0	0	0
Byard, Kevin	72	44	28	0.0	0.0	1	2	4	79	28	0	9	0	0	0
Landry III, Harold	67	47	20	9.0	53.0	20	4	1	0	0	0	1	1	2	0
Woodyard, Wesley	45	31	14	1.0	10.0	1	3	0	0	0	0	0	1	0	0
Casey, Jurrell	44	29	15	3.0	24.0	24	1	0	0	0	0	0	1	2	0
Jackson, Adoree'	40	36	4	0.0	0.0	0	2	0	0	0	0	7	0	0	0
Jones, DaQuan	38	27	11	1.0	0.0	17	1	0	0	0	0	3	0	0	0
Butler, Malcolm	30	23	7	0.0	0.0	0	0	2	61	38t	1	10	0	0	0
Correa, Kamalei	30	16	14	2.0	4.0	4	2	0	0	0	0	1	0	1	0
Simmons, Jeffery	28	16	12	1.0	3.0	9	1	0	0	0	0	0	0	0	0
Sims, LeShaun	21	14	7	0.0	0.0	0	0	0	0	0	0	1	0	0	0
Johnson, Austin	20	10	10	0.0	0.0	2	1	0	0	0	0	1	0	0	0
Gilbert, Reggie	18	11	7	1.0	4.0	5	1	0	0	0	0	1	0	0	0
Finch, Sharif	13	10	3	2.0	16.0	1	2	0	0	0	0	0	0	0	0
Long Jr., David	12	6	6	0.0	0.0	0	1	0	0	0	0	0	1	0	0
Hooker, Amani	10	7	3	0.0	0.0	0	0	0	0	0	0	0	0	0	0
Orr, Kareem	9	7	2	0.0	0.0	0	0	0	0	0	0	0	0	0	0
Mack, Isaiah	9	5	4	1.5	9.5	8	0	0	0	0	0	0	0	1	0
Smith, Tye	8	6	2	0.0	0.0	0	0	0	0	0	0	0	1	0	0
Wake, Cameron	5	3	2	2.5	20.5	11	0	0	0	0	0	1	0	0	0
Urban, Brent	4	2	2	0.0	0.0	3	0	0	0	0	0	0	0	0	0
Bates, Daren	1	1	0	0.0	0.0	0	0	0	0	0	0	0	0	0	0
Dickerson, Matt	1	1	0	0.0	0.0	1	0	0	0	0	0	0	0	0	0
Cruikshank, Dane	0	0	0	0.0	0.0	0	0	0	0	0	0	0	0	0	0
Milton, Chris	0	0	0	0.0	0.0	0	0	0	0	0	0	0	0	0	0
(GROUP)	0	0	0	1.0	18.0	0	0	0	0	0	0	0	0	0	0
Total	878	587	291	33.0	206.0	125	35	11	156	38t	1	65	8	7	53

TITANS SPECIAL TEAMS STATISTICS

PLAYER	TACKLES			FUMBLES		BLOCKS		
	Tot	Solo	Asst	FF	FR	PAT	FG	PUNT
Bates, Daren	10	7	3	1	1	0	0	0
Cruikshank, Dane	8	6	2	0	0	1	1	0
Hooker, Amani	7	4	3	0	0	0	0	0
Milton, Chris	5	4	1	0	0	0	0	0
Vaccaro, Kenny	5	3	2	0	0	0	0	0
Sims, LeShaun	5	2	3	0	0	0	0	0
Jennings, Darius	4	3	1	0	0	0	0	0
Byard, Kevin	4	2	2	0	0	0	0	0
Correa, Kamalei	3	3	0	0	0	0	0	0
Smith, Tye	3	1	2	0	0	0	0	0
Blasingame, Khari	2	2	0	0	0	0	0	0
Gilbert, Reggie	2	2	0	0	0	0	0	0
Raymond, Kalif	2	2	0	0	0	0	0	0
Finch, Sharif	2	1	1	0	0	0	0	0
Woodyard, Wesley	2	1	1	0	0	0	0	0
Pruitt, MyCole	1	1	0	0	0	0	0	0
Smith, Rod	1	1	0	0	0	0	0	0
Brinkley, Beau	1	0	1	0	0	0	0	0
Kalu, Joshua	1	0	1	0	0	0	1	0
Long Jr., David	1	0	1	0	0	0	0	0
Succop, Ryan	1	0	1	0	0	0	0	0
Johnson, Austin	0	0	0	0	0	0	1	0
TEAM TOTALS:	70	45	25	1	1	1	3	0

MISCELLANEOUS STATISTICS

PLAYER	TACKLES			FUMBLES	
	Tot	Solo	Asst	FF	FR
Davis, Nate	3	3	0	0	0
Smith, Jonnu	2	2	0	0	0
Conklin, Jack	2	1	1	0	1
Brown, A.J.	1	1	0	0	0
Davis, Corey	1	1	0	0	0
Henry, Derrick	1	1	0	0	0
Jennings, Darius	1	1	0	0	0
Lewan, Taylor	1	1	0	0	0
Tannehill, Ryan	1	1	0	0	1
Jones, Ben	1	0	1	0	0
Douglas, Jamil	0	0	0	0	1
Kelly, Dennis	0	0	0	0	1
Lewis, Dion	0	0	0	0	1
Mariota, Marcus	0	0	0	0	2
Saffold, Rodger	0	0	0	0	1
TEAM TOTALS:	14	12	2	0	8

2019 OAKLAND RAIDERS REGULAR SEASON STATISTICS



WON 6, LOST 6

			* RUSHING	No.	Yds	Avg	Long	TD
09/09 W 24-16	Denver	52,359	Jacobs	218	1061	4.9	51	7
09/15 L 10-28	Kansas City	52,748	Washington	48	156	3.3	8	1
09/22 L 14-34	at Minnesota	66,738	Richard	23	75	3.3	13	0
09/29 W 31-24	at Indianapolis	62,259	Davis LG	4	73	18.3	60t	1
10/06 W 24-21	Chicago	60,463	Davis TM	4	73	18.3	60t	1
10/20 L 24-42	at Green Bay	78,160	Carr	22	50	2.3	11	1
10/27 L 24-27	at Houston	71,893	Carrier	1	27	27.0	27	0
11/03 W 31-24	Detroit	53,318	Ingold	8	18	2.3	4	0
11/07 W 26-24	L.A. Chargers	51,954	Waller	2	5	2.5	7	0
11/17 W 17-10	Cincinnati	51,921	E. Harris	1	4	4.0	4	0
11/24 L 3-34	at N.Y. Jets	78,523	Jones LG	1	3	3.0	3	0
12/01 L 9-40	at Kansas City	73,548	Jones TM	1	3	3.0	3	0
12/08	Tennessee		Glennon	2	0	0.0	0	0
12/15	Jacksonville		TEAM	330	1472	4.5	60t	10
12/22	at L.A. Chargers		OPPONENTS	308	1243	4.0	30	11
12/29	at Denver		* RECEIVING	No.	Yds	Avg	Long	TD

	Oak.	Opp.		No.	Yds	Avg	Long	TD
TOTAL FIRST DOWNS	229	264	Waller	66	807	12.2	48	3
Rushing	79	71	Renfrow	36	396	11.0	65t	2
Passing	141	153	Williams	33	489	14.8	46t	5
Penalty	9	40	Richard	26	223	8.6	31	0
3rd Down: Made/Att	68/150	64/144	Jones LG	20	171	8.6	23	0
3rd Down Pct.	45.3	44.4	Jones TM	13	102	7.8	15	0
4th Down: Made/Att	9/14	7/11	Washington	18	167	9.3	28	0
4th Down Pct.	64.3	63.6	Moreau	18	160	8.9	23	4
POSSESSION AVG.	30:25	29:35	Jacobs	18	146	8.1	28	0
TOTAL NET YARDS	4257	4341	Carrier	9	87	9.7	25	1
Avg. Per Game	354.8	361.8	Davis LG	8	111	13.9	28	0
Total Plays	725	738	Davis TM	7	83	11.9	21	0
Avg. Per Play	5.9	5.9	Doss LG	7	90	12.9	31	0
NET YARDS RUSHING	1472	1243	Doss TM	7	90	12.9	31	0
Avg. Per Game	122.7	103.6	J. Nelson	4	36	9.0	29t	1
Total Rushes	330	308	Grant TM	4	14	3.5	9	0
NET YARDS PASSING	2785	3098	Ingold	3	22	7.3	14	1
Avg. Per Game	232.1	258.2	Ateman	2	70	35.0	36	0
Sacked/Yards Lost	18/114	27/209	D. Harris	1	7	7.0	7	0
Gross Yards	2899	3307	TEAM	265	2899	10.9	65t	17
Att./Completions	377/265	403/255	OPPONENTS	255	3307	13.0	74t	27
Completion Pct.	70.3	63.3	* INTERCEPTIONS	No.	Yds	Avg	Long	TD
Had Intercepted	8	8	E. Harris	3	145	48.3	59	2
PUNTS/AVERAGE	50/46.2	42/45.8	Morrow	1	11	11.0	11	0
NET PUNTING AVG.	50/38.9	42/41.2	Conley TM	1	3	3.0	3	0
PENALTIES/YARDS	104/913	68/579	Joseph	1	0	0.0	0	0
FUMBLES/BALL LOST	17/7	11/5	Mullen	1	0	0.0	0	0
TOUCHDOWNS	29	40	Worley	1	0	0.0	0	0
Rushing	10	11	TEAM	8	159	19.9	59	2
Passing	17	27	OPPONENTS	8	93	11.6	46t	2
Returns	2	2	* PUNTING	No.	Yds	Avg	Net	TB
* SCORE BY PERIODS	Q1	Q2	Q3	Q4	OT	PTS	In	Lg
TEAM	61	83	20	73	0	237	60	0
OPPONENTS	52	107	91	74	0	324	60	0
* SCORING	TD-Ru-Pa-Rt	K-PAT	FG	S	PTS	* PUNT RETURNS	Ret	FC
Carlson	0	0	0	0	27/29	12/17	0	63
Jacobs	7	7	0	0	0	42	0	18
Williams	5	0	5	0	0	30	11	112
Moreau	4	0	4	0	0	24	20	8.5
Waller	3	0	3	0	0	18	3	2
E. Harris	2	0	0	2	0	12	3	2
Renfrow	2	0	2	0	0	12	1	-1
Carr	1	1	0	0	0	6	0	0
Carrier	1	0	1	0	0	6	0	0
Davis LG	1	1	0	0	0	6	0	0
Davis TM	1	1	0	0	0	6	0	0
Ingold	1	0	1	0	0	6	0	0
J. Nelson	1	0	1	0	0	6	0	0
Washington	1	1	0	0	0	6	0	0
TEAM	29	10	17	2	27/29	12/17	0	237
OPPONENTS	40	11	27	2	40/40	14/18	0	324
2-Pt. Conv:	TM 0-0, OPP 0-0							
SACKS:	Crosby 7.5, Mayowa 7, Ferrell 3.5, Hurst 3.5, Key 2, Hall 1.5, Hankins 1, Jordan 1, TM 27, OPP 18							
FUM/LOST:	Carr 6/3, Glennon 3/1, James 3/0, Davis(TM) 2/2, Davis(LG) 2/2, Richard 2/0, Jacobs 1/1							
* PASSING	Att	Cmp	Yds	Cmp%	Yds/Att	TD	TD%	Int
Carr	367	259	2843	70.6	7.75	16	4.4	8
Glennon	10	6	56	60.0	5.60	1	10.0	0
TEAM	377	265	2899	70.3	7.69	17	4.5	8
OPPONENTS	403	255	3307	63.3	8.21	27	6.7	8

	No.	Yds	Avg	Long	TD
Cole	50	2310	46.2	38.9	4
TEAM	50	2310	46.2	38.9	4
OPPONENTS	42	1922	45.8	41.2	3
* KICKOFF RETURNS	No.	Yds	Avg	Long	TD
Davis LG	16	18	112	7.0	32
Davis TM	13	11	111	8.5	32
D. Harris	3	2	20	6.7	11
Richard	3	1	-1	-.3	0
Renfrow	0	1	0	---	0
TEAM	19	15	130	6.8	32
OPPONENTS	25	13	285	11.4	71
* FIELD GOALS	1-19	20-29	30-39	40-49	50+
Carlson	0/0	5/5	2/2	5/8	0/2
TEAM	0/0	5/5	2/2	5/8	0/2
OPPONENTS	0/0	7/7	3/3	2/3	2/5

	Carlson:	(29G)	(29G)	(51N)	(26G)	(41G)	(45G)	(44G)
		(32G, 45N)	(40G, 22G, 53N)	(20G)	(48G, 43N)	(44N, 34G)		
		OPP:	(64N, 26G, 26G, 39G)	()	(50G, 24G)	(26G, 57N)	()	()
			(33G, 40G)	(23G)	(27G)	(53N, 40G)	(24G, 35G, 48N)	(50G)

REGULAR SEASON: THE LAST TIME THE TENNESSEE TITANS ...

GAMES WON

WON BY SCORING IN THE LAST TWO MINUTES OF REGULATION

By Titans—Adam Humphries 23-yard TD reception (0:23 remaining) vs. Kansas City, 11/10/19 (W)

By Opponents—Stephen Hauschka 46-yard field goal (0:00 remaining), at Buffalo, 10/7/18 (L)

WON OVERTIME GAME

By Titans—Philadelphia 23, at Tennessee 26, 9/30/18 (W)

By Opponents—vs. Arizona 37, Tennessee 34, 12/15/13 (L)

WON BY 20 OR MORE POINTS

By Titans—Tennessee 42, Jacksonville 20, 11/24/19 (W)

By Opponents—at Indianapolis 38, Tennessee 10, 11/18/18 (L)

WON BY SHUTOUT

By Titans—Tennessee 17, at New York Giants 0, 12/16/18 (W)

By Opponents—at Denver 16, Tennessee 0, 10/13/19 (L)

TEAM SCORING

SCORED 50 POINTS

By Titans—*Never in Titans era (since 1999)*

By Oilers—Houston 58, vs. Cleveland 14, 12/9/90 (W)

By Opponents—at Houston 57, Tennessee 14, 10/1/17 (L)

SCORED 40 POINTS

By Titans—Tennessee 42, Jacksonville 20, 11/24/19 (W)

By Opponents—at Pittsburgh 40, Tennessee 17, 11/16/17 (L)

SCORED 20 POINTS IN A QUARTER

By Titans—28 points in third quarter, vs. Jacksonville, 11/24/19 (W)

By Opponents—20 points in fourth quarter, at Houston, 10/1/17 (L)

SCORED 30 POINTS IN A HALF

By Titans—35 points in second half, vs. Jacksonville, 11/24/19 (W)

By Opponents—30 points in first half, at Houston, 10/1/17 (L)

SCORED TOUCHDOWNS ON OFFENSE, DEFENSE AND SPECIAL TEAMS

By Titans—One rushing, two interception returns, two punt returns, vs. Jacksonville, 12/30/12 (W)

By Opponents—Four passing, one interception return, two punt returns, at Oakland, 9/29/02 (L)

SCORED A TOUCHDOWN ON FIRST OFFENSIVE POSSESSION

By Titans—Derrick Henry 1-yard run, vs. Washington, 12/22/18 (W)

By Opponents—Jack Doyle 21-yard reception, at Indianapolis, 12/1/19 (W)

TEAM YARDAGE TOTALS

500 TOTAL NET YARDS

By Titans—vs. Arizona (532 yards), 11/29/09 (W)

By Opponents—vs. Kansas City (530 yards), 11/10/19 (W)

400 TOTAL NET YARDS

By Titans—vs. Jacksonville (471 yards), 11/24/19 (W)

By Opponents—vs. Kansas City (530 yards), 11/10/19 (W)

TEAM DEFENSE

HELD OPPONENT WITHOUT A TOUCHDOWN

By Titans—Tennessee 17, at New York Giants 0, 12/16/18 (W)

By Opponents—at Denver 16, Tennessee 0, 10/13/19 (L)

HELD OPPONENT TO 200 OR FEWER NET YARDS OF OFFENSE

By Titans—at Miami (178 net yards), 10/8/17 (L)

By Opponents—vs. Baltimore (106 net yards), 10/14/18 (L)

HELD OPPONENT TO 50 OR FEWER YARDS RUSHING

By Titans—vs. L.A. Chargers (39 yards), 10/20/19 (W)

By Opponents—at Denver (39 yards), 10/13/19 (L)

HELD OPPONENT TO 100 OR FEWER NET YARDS PASSING

By Titans—at Miami (78 net yards), 10/8/17 (L)

By Opponents—vs. Baltimore (51 net yards), 10/14/18 (L)

SEVEN OR MORE SACKS BY TEAM

By Titans—at Arizona (8 sacks), 12/10/17 (L)

By Opponents—at Denver (7 sacks), 10/13/19 (L)

SIX OR MORE SACKS BY TEAM

By Titans—at Arizona (8 sacks), 12/10/17 (L)

By Opponents—at Indianapolis (6 sacks), 12/1/19 (W)

FIVE OR MORE SACKS BY TEAM

By Titans—at Atlanta (5 sacks), 9/29/19 (W)

By Opponents—at Indianapolis (6 sacks), 12/1/19 (W)

FORCED FIVE OR MORE OPPONENT TURNOVERS

By Titans—vs. N.Y. Jets (4 interceptions, 1 fumble), 12/17/12 (W)

By Opponents—at Houston (4 interceptions, 1 fumble), 10/1/17 (L)

FORCED FOUR OR MORE OPPONENT TURNOVERS

By Titans—vs. Tampa Bay (2 interceptions, 2 fumbles), 10/27/19 (W)

By Opponents—at Pittsburgh (4 interceptions), 11/16/17 (L)

SPECIAL TEAMS

KICKOFF RETURNED FOR TOUCHDOWN

By Titans—Darius Jennings (94 yards) at Miami, 9/9/18 (L)

By Opponents—Jakeem Grant (102 yards) at Miami, 9/9/18 (L)

OPENING KICKOFF RETURNED FOR TOUCHDOWN

By Titans—Derrick Mason (101 yards) at Cincinnati, 11/18/01 (W)

By Opponents—Josh Huff (107 yards) at Philadelphia, 11/23/14 (L)

PUNT RETURNED FOR TOUCHDOWN

By Titans—Darius Reynaud (twice—69 yards and 81 yards) vs. Jacksonville, 12/30/12 (W)

By Opponents—Jakeem Grant (74 yards) at Miami, 10/9/16 (W)

FIELD GOAL BLOCKED

By Titans—(two) Austin Johnson and Dane Cruikshank at Indianapolis (Adam Vinatieri), 12/1/19 (W)

By Opponents—Darryl Johnson, vs. Buffalo (Cairo Santos), 10/6/19 (L)

FIELD GOAL BLOCKED, RETURNED FOR TD

By Titans—Tye Smith (63 yards) at Indianapolis (Adam Vinatieri's FG blocked by Dane Cruikshank), 12/1/19 (W)

By Opponents—Rob Morris (68 yards) at Indianapolis (Gary Anderson's FG blocked by Montae Reagor), 12/5/04 (L)

PUNT BLOCKED

By Titans—Tim Shaw vs. Pittsburgh (Drew Butler), 10/11/12 (W)

By Opponents—Kevin Pierre-Louis vs. New York Jets (Brett Kern), 12/2/18 (W)

PUNT BLOCKED AND RETURNED FOR TD

By Titans—Jason McCourty vs. Indianapolis (Pat McAfee's punt blocked by Patrick Bailey and recovered in end zone by McCourty), 10/30/11 (W)

By Opponents—Mike Harris (19 yards) vs. Jacksonville (Brett Kern's punt blocked by Mike Harris), 12/30/12 (W)

FIVE FIELD GOALS

By Titans—Ryan Succop (5) vs. Indianapolis, 10/16/17 (W)

By Opponents—Jason Myers (5), vs. New York Jets, 12/2/18 (W)

FOUR FIELD GOALS

By Titans—Ryan Succop at Buffalo, 10/7/18 (L)

By Opponents—Harrison Butker, vs. Kansas City, 11/10/19 (W)

THREE FIELD GOALS

By Titans—Ryan Succop (4) at Buffalo, 10/7/18 (L)

By Opponents—Harrison Butker (4), vs. Kansas City, 11/10/19 (W)

SUCCESSFUL ONSIDE KICK

By Titans—Rob Bironas kicks and Daimion Stafford recovers, vs. Arizona, 12/15/13 (L)

REGULAR SEASON: THE LAST TIME THE TENNESSEE TITANS ...

By Opponents—Connor Barth kicks and Adrian Amos recovers, at Chicago, 11/27/16 (W)

MISSED PAT

By Titans—Ryan Succop vs. Kansas City, 11/10/19 (W)

By Opponents—Harrison Butker, vs. Kansas City, 11/10/19 (W)

TWO-POINT CONVERSIONS

TWO-POINT CONVERSION MADE

By Titans—Ryan Tannehill (run) vs. Kansas City, 11/10/19 (W)

By Opponents—DJ Chark (pass from Nick Foles), vs. Jacksonville, 11/24/19 (W)

TWO-POINT CONVERSION FAILED

By Titans—at Carolina (pass failed), 11/3/19 (L)

By Opponents—vs. Jacksonville (pass failed), 11/24/19 (W)

INDIVIDUAL OFFENSIVE PERFORMANCES

INDIVIDUAL WITH 200 SCRIMMAGE YARDS

By Titans—Derrick Henry (238 yards) vs. Jacksonville, 12/6/18 (W)

By Opponents—Todd Gurley (276 yards), vs. Los Angeles Rams, 12/24/17 (L)

RUSHING TOUCHDOWN AND RECEIVING TOUCHDOWN

By Titans—Derrick Henry (1 rushing, 1 receiving) at Carolina, 11/3/19 (L)

By Opponents—Christian McCaffrey (2 rushing, 1 receiving), at Carolina, 11/3/19 (L)

RUSHING TOUCHDOWN AND PASSING TOUCHDOWN

By Titans—Ryan Tannehill (2 passing, 2 rushing) vs. Jacksonville, 11/24/19 (W)

By Opponents—Deshaun Watson (2 passing, 1 rushing), at Houston, 11/26/18 (L)

INDIVIDUAL RUSHING

200 YARDS RUSHING

By Titans—Derrick Henry (238 yards) vs. Jacksonville, 12/6/18 (W)

By Opponents—Le'Veon Bell (204 yards) vs. Pittsburgh, 11/17/14 (L)

150 YARDS RUSHING

By Titans—Derrick Henry (159 yards) vs. Jacksonville, 11/24/19 (W)

By Opponents—Lamar Miller (162 yards), at Houston, 11/26/18 (L)

100 YARDS RUSHING

By Titans—Derrick Henry (149 yards) at Indianapolis, 12/1/19 (W)

By Opponents—Christian McCaffrey (146 yards), at Carolina, 11/3/19 (L)

CONSECUTIVE 100-YARD RUSHING GAMES

By Titans—Derrick Henry (3) vs. Kansas City (188 yards), 11/10/19 (W); vs. Jacksonville (159), 11/24/19 (W); at Indianapolis (149), 12/1/19 (W)

30 OR MORE CARRIES

By Titans—Derrick Henry (33 att) at New York Giants, 12/16/18 (W)

By Opponents—Melvin Gordon (32 carries) at San Diego, 11/6/16 (L)

RUSHING PLAY OF 80 OR MORE YARDS

By Titans—Derrick Henry (99 yards) vs. Jacksonville, 12/6/18 (W)

By Opponents—Lamar Miller (97 yards), at Houston, 11/26/18 (L)

RUSHING PLAY OF 50 OR MORE YARDS

By Titans—Derrick Henry (74 yards) vs. Jacksonville, 11/24/19 (W)

By Opponents—Christian McCaffrey (58 yards), at Carolina, 11/3/19 (L)

THREE TOUCHDOWNS RUSHING

By Titans—Derrick Henry (4) vs. Jacksonville, 12/6/18 (W)

By Opponents—Corey Dillon (4) at Cincinnati, 12/4/97 (L)

TWO TOUCHDOWNS RUSHING

By Titans—Derrick Henry (2) and Ryan Tannehill (2) vs. Jacksonville, 11/24/19 (W)

By Opponents—Leonard Fournette, vs. Jacksonville, 11/24/19 (W)

INDIVIDUAL PASSING

400 YARDS PASSING

By Titans—Ryan Fitzpatrick (402 yards) vs. Arizona, 12/15/13 (L)

By Opponents—Patrick Mahomes (446 yards), vs. Kansas City, 11/10/19 (W)

300 YARDS PASSING

By Titans—Ryan Tannehill (331 yards) at Carolina, 11/3/19 (L)

By Opponents—Jacoby Brissett (319 yards), at Indianapolis, 12/1/19 (W)

CONSECUTIVE 300-YARD PASSING GAMES

By Titans—Matt Hasselbeck vs. Baltimore (358 yards), 9/18/11 (W), vs. Denver (311 yards), 9/25/11 (W)

FIVE TOUCHDOWN PASSES

By Titans—Steve McNair vs. Jacksonville, 12/26/99 (W)

By Opponents—Blake Bortles vs. Jacksonville, 12/6/15 (W)

FOUR TOUCHDOWN PASSES

By Titans—Marcus Mariota vs. Green Bay, 11/13/16 (W)

By Opponents—Jared Goff, vs. Los Angeles Rams, 12/24/17 (L)

50 OR MORE PASS ATTEMPTS

By Titans—Zach Mettenberger (51 att) vs. Houston, 12/27/15 (L)

By Opponents—Patrick Mahomes (50 att), vs. Kansas City, 11/10/19 (W)

40 OR MORE PASS ATTEMPTS

By Titans—Marcus Mariota (43 att) vs. Philadelphia, 9/30/18 (W)

By Opponents—Jacoby Brissett (40 att), at Indianapolis, 12/1/19 (W)

30 OR MORE COMPLETIONS

By Titans—Marcus Mariota (30 comp) vs. Philadelphia, 9/30/18 (W)

By Opponents—Nick Foles (32 comp), vs. Jacksonville, 11/24/19 (W)

NO SACKS ALLOWED

By Titans—at Atlanta, 9/29/19 (W)

By Opponents—at Jacksonville, 9/19/19 (L)

COMPLETION OF 80 OR MORE YARDS

By Titans—Zach Mettenberger (80 yards) vs. Pittsburgh, 11/17/14, (L)

By Opponents—Jared Goff (80 yards), vs. Los Angeles Rams, 12/24/17 (L)

COMPLETION OF 50 OR MORE YARDS

By Titans—Ryan Tannehill (65 yards) vs. Jacksonville, 11/24/19 (W)

By Opponents—Patrick Mahomes (63 yards), vs. Kansas City, 11/10/19 (W)

INDIVIDUAL RECEIVING

200 YARDS RECEIVING

By Titans—Kenny Britt (225 yards) vs. Philadelphia, 10/24/10 (W)

By Opponents—DeAndre Hopkins (238 yards) at Houston, 11/30/14 (L)

150 YARDS RECEIVING

By Titans—Corey Davis (161 yards) vs. Philadelphia, 9/30/18 (W)

By Opponents—Tyreek Hill (157 yards), vs. Kansas City, 11/10/19 (W)

100 YARDS RECEIVING

By Titans—A.J. Brown (135 yards) vs. Jacksonville, 11/24/19 (W)

By Opponents—Zach Pascal (109 yards), at Indianapolis, 12/1/19 (W)

CONSECUTIVE 100-YARD RECEIVING GAMES

By Titans—Nate Washington vs. San Diego (131 yards), 9/22/13 (W), vs. New York Jets (105 yards), 9/29/13 (W)

10 OR MORE RECEPTIONS

By Titans—Delanie Walker (10 rec.) vs. Dallas, 9/14/14 (L)

By Opponents—Tyreek Hill (11 rec.), vs. Kansas City, 11/10/19 (W)

RECEPTION OF 80 OR MORE YARDS

By Titans—Nate Washington (80 yards) vs. Pittsburgh, 11/17/14, (L)

By Opponents—Todd Gurley (80 yards), vs. Los Angeles Rams, 12/24/17 (L)

REGULAR SEASON: THE LAST TIME THE TENNESSEE TITANS ...

RECEPTION OF 50 OR MORE YARDS

By Titans—A.J. Brown (65 yards) vs. Jacksonville, 11/24/19 (W)

By Opponents—Mecole Hardman (63 yards), vs. Kansas City, 11/10/19 (W)

THREE TOUCHDOWN RECEPTIONS

By Titans—Kenny Britt vs. Philadelphia, 10/24/10 (W)

By Opponents—Antonio Brown at Pittsburgh, 11/16/17 (L)

TWO TOUCHDOWN RECEPTIONS

By Titans—A.J. Brown at Atlanta, 9/29/19 (W)

By Opponents—Mike Evans, vs. Tampa Bay, 10/27/19 (W)

COMBINED OFFENSIVE PERFORMANCES BY TEAMMATES

100-YARD RUSHER AND 100-YARD RECEIVER IN A GAME

By Titans—Derrick Henry (159 rush.) and A.J. Brown (135 rec.) vs. Jacksonville, 11/24/19 (W)

By Opponents—Christian McCaffrey (146 rush.) and DJ Moore (101 rec.) at Carolina, 11/3/19 (L)

By One Player (Opponent)—Todd Gurley (118 rush. and 158 receiving), vs. Los Angeles Rams, 12/24/17 (L)

100-YARD RUSHER, 100-YARD RECEIVER AND 300-YARD PASSER IN A GAME

By Titans—Chris Johnson (154 rush.), Kenny Britt (128 rec.) and Vince Young (387 pass.) vs. Arizona, 11/29/09 (W)

By Opponents—Todd Gurley (118 rush. and 158 rec.) and Jared Goff (301 pass.), vs. Los Angeles Rams, 12/24/17 (L)

300-YARD PASSER AND 100-YARD RECEIVER IN A GAME

By Titans—Marcus Mariota (344 pass.) and Corey Davis (161 rec.) vs. Philadelphia, 9/30/18 (W)

By Opponents—Jacoby Brissett (319 pass.), Zach Pascal (109 rec.), at Indianapolis, 12/1/19 (W)

100-YARD RUSHER AND 300-YARD PASSER IN A GAME

By Titans—Marcus Mariota (306 pass.) and Derrick Henry (131 rush.) vs. Indianapolis, 10/16/17 (W)

By Opponents—Jared Goff (301 pass.) and Todd Gurley (118 rush.), vs. Los Angeles Rams, 12/24/17 (L)

TWO 100-YARD RUSHERS IN A GAME

By Titans—Chris Johnson (125 yards) and LenDale White (106 yards) at Detroit, 11/27/08 (W)

By Opponents—Arian Foster (115 yards) and Ben Tate (104 yards) vs. Houston, 10/23/11 (L)

TWO 100-YARD RECEIVERS IN A GAME

By Titans—Justin Hunter (109 yards) and Kendall Wright (103 yards) at Oakland, 11/24/13 (W)

By Opponents—Zach Ertz (112 rec.) and Alshon Jeffery (105 rec.), vs. Philadelphia, 9/30/18 (W)

INDIVIDUAL DEFENSE

INTERCEPTION RETURNED FOR TOUCHDOWN

By Titans—Malcolm Butler (38 yards) at Cleveland, 9/8/19 (W)

By Opponents—Trumaine Johnson (31 yards), vs. New York Jets, 12/2/18 (W)

FUMBLE RETURNED FOR TOUCHDOWN

By Titans—Rashaan Evans (53 yards) vs. Kansas City, 11/10/19 (W)

By Opponents—Yannick Ngakoue (67 yards) vs. Jacksonville, 12/31/17 (W)

SAFETY SCORED

By Titans—Browns quarterback Baker Mayfield sacked in end zone by Cameron Wake, at Cleveland, 9/8/19 (W)

By Opponents—Cameron Batson tackled in end zone vs. Jacksonville, 12/6/18 (W)

THREE INTERCEPTIONS

By Titans—Kevin Byard (3) at Cleveland, 10/22/17 (W)

By Opponents—Glover Quin (3) at Houston, 11/28/10 (L)

TWO INTERCEPTIONS

By Titans—Kevin Byard (2) vs. Jacksonville, 12/31/17 (W)

By Opponents—Reshad Jones at Miami, 9/9/18 (L)

THREE SACKS

By Titans—Jason Jones (3.5) vs. Pittsburgh, 12/21/08 (W)

By Opponents—Jordan Phillips, vs. Buffalo, 10/6/19 (L)

POSTSEASON: THE LAST TIME THE TENNESSEE TITANS ...

GAMES WON (PLAYOFFS)

WON BY SCORING IN THE LAST TWO MINUTES OF REGULATION

By Titans—Gary Anderson 46-yard field goal with 0:29 remaining, at Baltimore, 1/3/04 (W)

By Opponents—Matt Stover 43-yard field goal with 0:53 remaining, vs. Baltimore, 1/10/09 (L)

WON OVERTIME GAME

By Titans—Tennessee 34, vs. Pittsburgh 31, 1/11/03 (W)

By Opponents—at Buffalo 41, Houston 38, 1/3/93 (L)

WON BY 20 OR MORE POINTS

By Titans/Oilers—Never Happened

By Opponents—at New England 35, Tennessee 14, 1/13/18 (L)

WON BY SHUTOUT

By Titans/Oilers—Never Happened

By Opponents—Never Happened

TEAM SCORING (PLAYOFFS)

SCORED 50 POINTS

By Titans/Oilers—Never Happened

By Opponents—at Oakland 56, Houston 7, 12/21/69 (L)

SCORED 40 POINTS

By Titans/Oilers—Never Happened

By Opponents—at Oakland 41, Tennessee 24, 1/19/03 (L)

SCORED 20 POINTS IN A QUARTER

By Titans—Never in Titans era (since 1999)

By Oilers—21 points in second quarter, at Buffalo, 1/3/93 (L)

By Opponents—21 points in second quarter, at New England, 1/13/18 (L)

SCORED 30 POINTS IN A HALF

By Titans/Oilers—Never Happened

By Opponents—35 points in second half, at Buffalo, 1/3/93 (L)

SCORED TOUCHDOWNS ON OFFENSE, DEFENSE AND SPECIAL TEAMS

By Titans/Oilers—Never Happened

By Opponents—Never Happened

SCORED A TOUCHDOWN ON FIRST OFFENSIVE POSSESSION

By Titans—Chris Brown 6-yard run, at Baltimore, 1/3/04 (W)

By Opponents—Bethel Johnson 41-yard pass from Tom Brady, at New England, 1/10/04 (L)

TEAM YARDAGE TOTALS (PLAYOFFS)

500 TOTAL NET YARDS

By Titans/Oilers—Never Happened

By Opponents—Never Happened

400 TOTAL NET YARDS

By Titans—vs. Pittsburgh (430 yards), 1/11/03 (W)

By Opponents—at New England (438 yards), 1/13/18 (L)

POSTSEASON: THE LAST TIME THE TENNESSEE TITANS ...

TEAM DEFENSE (PLAYOFFS)

HELD OPPONENT WITHOUT A TOUCHDOWN

By Titans—Never in Titans era (since 1999)
By Oilers—Houston 10, at San Diego 3, 12/24/61 (W)
By Opponents—at San Diego 17, Tennessee 6, 1/6/08 (L)

HELD OPPONENT TO 200 OR FEWER NET YARDS OF OFFENSE

By Titans—vs. Baltimore (134 net yards), 1/7/01 (L)
By Opponents—vs. Buffalo (194 net yards), 1/8/00 (W)

HELD OPPONENT TO 50 OR FEWER YARDS RUSHING

By Titans—vs. Baltimore (50 yards), 1/10/09 (L)
By Opponents—vs. Kansas City (39 yards), 1/16/94 (L)

HELD OPPONENT TO 100 OR FEWER NET YARDS PASSING

By Titans—vs. Buffalo (97 net yards), 1/8/00 (W)
By Opponents—vs. Buffalo (55 net yards), 1/8/00 (W)

SEVEN OR MORE SACKS BY TEAM

By Titans/Oilers—Never Happened
By Opponents—at New England (8 sacks), 1/13/18 (L)

SPECIAL TEAMS (PLAYOFFS)

KICKOFF RETURNED FOR TOUCHDOWN

By Titans—Derrick Mason (80 yards) at Jacksonville, 1/23/00 (W)
By Opponents—Never Happened

RETURNED OPENING KICKOFF FOR TOUCHDOWN

By Titans/Oilers—Never Happened
By Opponents—Never Happened

PUNT RETURNED FOR TOUCHDOWN

By Titans/Oilers—Never Happened
By Opponents—Never Happened

FIELD GOAL BLOCKED

By Titans/Oilers—Never Happened
By Opponents—Richard Seymour at New England (Gary Anderson), 1/10/04 (L)

FIELD GOAL BLOCKED, RETURNED FOR TD

By Titans/Oilers—Never Happened
By Opponents—Anthony Mitchell (90 yards) vs. Baltimore (Al Del Greco's FG blocked by Keith Washington), 1/7/01 (L)

PUNT BLOCKED

By Titans—Chris Coleman vs. Baltimore (Kyle Richardson, twice), 1/7/01 (L)
By Opponents—Jerry Olsavsky vs. Pittsburgh (Greg Montgomery), 12/31/89 (L)

PUNT BLOCKED AND RETURNED FOR TD

By Titans/Oilers—Never Happened
By Opponents—Never Happened

FIVE FIELD GOALS

By Titans/Oilers—Never Happened
By Opponents—Never Happened

FOUR FIELD GOALS

By Titans—Al Del Greco at Indianapolis, 1/16/00 (W)
By Opponents—Gary Anderson (OT) vs. Pittsburgh, 12/31/89 (L)

THREE FIELD GOALS

By Titans—Al Del Greco (4) at Indianapolis, 1/16/00 (W)
By Opponents—Jeff Reed vs. Pittsburgh, 1/11/03 (W)

MISSED PAT (KICK)

By Titans/Oilers—Never Happened
By Opponents—David Treadwell (Wide Left) at Denver, 1/4/92 (L)

TWO-POINT CONVERSIONS (PLAYOFFS)

TWO-POINT CONVERSION MADE

By Titans/Oilers—Never Happened
By Opponents—Plaxico Burress (pass from Hines Ward) vs. Pittsburgh, 1/11/03 (W)

TWO-POINT CONVERSION FAILED

By Titans—at Kansas City (two passes failed), 1/6/18 (W)
By Opponents—vs. Buffalo (pass incomplete), 1/8/00 (W)

INDIVIDUAL OFFENSIVE PERFORMANCES (PLAYOFFS)

INDIVIDUAL WITH 200 SCRIMMAGE YARDS

By Titans/Oilers—Never Happened
By Opponents—Never Happened

RUSHING TOUCHDOWN AND RECEIVING TOUCHDOWN

By Titans—Never in Titans era (since 1999)
By Oilers—Allen Pinkett at Cleveland, 12/24/88 (W)
By Opponents—James White at New England, 1/13/18 (L)

RUSHING TOUCHDOWN AND PASSING TOUCHDOWN

By Titans—Steve McNair at Oakland, 1/19/03 (L)
By Opponents—Rich Gannon at Oakland, 1/19/03 (L)

INDIVIDUAL RUSHING (PLAYOFFS)

200 YARDS RUSHING

By Titans/Oilers—Never Happened
By Opponents—Never Happened

150 YARDS RUSHING

By Titans—Derrick Henry (156 yards) at Kansas City, 1/6/18 (W)
By Opponents—Paul Lowe (165 yards) vs. Los Angeles Chargers, 1/1/61 (W)

100 YARDS RUSHING

By Titans—Derrick Henry (156 yards) at Kansas City, 1/6/18 (W)
By Opponents—Fred Taylor (110 yards) at Jacksonville, 1/23/00 (W)

CONSECUTIVE 100-YARD RUSHING GAMES

By Titans—Eddie George vs. Buffalo (106 yards), 1/8/00 (W), at Indianapolis (162 yards), 1/16/00 (W)

30 OR MORE CARRIES

By Titans/Oilers—Never Happened
By Opponents—Never Happened

RUSHING PLAY OF 80 OR MORE YARDS

By Titans/Oilers—Never Happened
By Opponents—Never Happened

RUSHING PLAY OF 50 OR MORE YARDS

By Titans—Steve McNair (51 yards) at Jacksonville, 1/23/00 (W)
By Opponents—Never Happened

THREE TOUCHDOWNS RUSHING

By Titans/Oilers—Never Happened
By Opponents—Never Happened

TWO TOUCHDOWNS RUSHING

By Titans—Steve McNair at Oakland, 1/19/03 (L)
By Opponents—Antowain Smith vs. Buffalo, 1/8/00 (W)

INDIVIDUAL PASSING (PLAYOFFS)

400 YARDS PASSING

By Titans/Oilers—Never Happened
By Opponents—Kurt Warner (414 yards) vs. St. Louis, 1/30/00 (L)

300 YARDS PASSING

By Titans—Steve McNair (338 yards) vs. Pittsburgh, 1/11/03 (W)
By Opponents—Tom Brady (337 yards) at New England, 1/13/18 (L)

CONSECUTIVE 300-YARD PASSING GAMES

Playoffs:

By Titans/Oilers—Never Happened

POSTSEASON: THE LAST TIME THE TENNESSEE TITANS ...

FIVE TOUCHDOWN PASSES

By Titans/Oilers—Never Happened

By Opponents—Daryle Lamonic (6) at Oakland, 12/21/69 (L)

FOUR TOUCHDOWN PASSES

By Titans—Never in Titans era (since 1999)

By Oilers—Warren Moon at Buffalo, 1/3/93 (L)

By Opponents—Frank Reich at Buffalo, 1/3/93 (L)

50 OR MORE PASS ATTEMPTS

By Titans—Never in Titans era (since 1999)

By Oilers—Warren Moon (50 att) at Buffalo, 1/3/93 (L)

By Opponents—Tom Brady (53 att) at New England, 1/13/18 (L)

40 OR MORE PASS ATTEMPTS

By Titans—Kerry Collins (42 att) vs. Baltimore, 1/10/09 (L)

By Opponents—Tom Brady (53 att) at New England, 1/13/18 (L)

30 OR MORE COMPLETIONS

By Titans—Never in Titans era (since 1999)

By Oilers—Warren Moon (32 comp) vs. Kansas City, 1/16/94 (L)

By Opponents—Tom Brady (35 comp) at New England, 1/13/18 (L)

NO SACKS ALLOWED

By Titans—at Baltimore, 1/3/04 (W)

By Opponents—at New England, 1/13/18 (L)

COMPLETION OF 80 OR MORE YARDS

By Titans/Oilers—Never Happened

By Opponents—Never Happened

COMPLETION OF 50 OR MORE YARDS

By Titans/Oilers—Never Happened

By Opponents—Trent Dilfer (56 yards) vs. Baltimore, 1/7/01 (L)

INDIVIDUAL RECEIVING (PLAYOFFS)

200 YARDS RECEIVING

By Titans/Oilers—Never Happened

By Opponents—Never Happened

150 YARDS RECEIVING

By Titans/Oilers—Never Happened

By Opponents—Isaac Bruce (162 yards) vs. St. Louis, 1/30/00 (L)

100 YARDS RECEIVING

By Titans—Justin Gage (135 yards) vs. Baltimore, 1/10/09 (L)

By Opponents—Danny Amendola (112 yards) at New England, 1/13/18 (L)

CONSECUTIVE 100-YARD RECEIVING GAMES

By Titans—Never in Titans era (since 1999)

By Oilers—Ernest Givins at Denver (111 yards), 1/4/92 (L), at Buffalo (117 yards), 1/3/93 (L)

10 OR MORE RECEPTIONS

By Titans—Justin Gage (11 rec.) vs. Baltimore, 1/10/09 (L)

By Opponents—Danny Amendola (11 rec.) at New England, 1/13/18 (L)

RECEPTION OF 80 OR MORE YARDS

By Titans/Oilers—Never Happened

By Opponents—Never Happened

RECEPTION OF 50 OR MORE YARDS

By Titans/Oilers—Never Happened

By Opponents—Shannon Sharpe (56 yards) vs. Baltimore, 1/7/01 (L)

THREE TOUCHDOWN RECEPTIONS

By Titans/Oilers—Never Happened

By Opponents—Andre Reed at Buffalo, 1/3/93 (L)

TWO TOUCHDOWN RECEPTIONS

By Titans/Oilers—Corey Davis at New England, 1/13/18 (L)

By Opponents—Hines Ward vs. Pittsburgh, 1/11/03 (W)

COMBINED OFFENSIVE PERFORMANCES BY TEAMMATES (PLAYOFFS)

100-YARD RUSHER AND 100-YARD RECEIVER IN A GAME

By Titans/Oilers—Never Happened

By Opponents—Never Happened

100-YARD RUSHER, 100-YARD RECEIVER AND 300-YARD PASSER IN A GAME

By Titans/Oilers—Never Happened

By Opponents—Never Happened

300-YARD PASSER AND 100-YARD RECEIVER IN A GAME

By Titans—Steve McNair (338 pass.) and Frank Wycheck (123 rec.) vs. Pittsburgh, 1/11/03 (W)

By Opponents—Tom Brady (337 pass.) and Danny Amendola (112 rec.) at New England, 1/13/18 (L)

100-YARD RUSHER AND 300-YARD PASSER IN A GAME

By Titans/Oilers—Never Happened

By Opponents—Never Happened

TWO 100-YARD RUSHERS IN A GAME

By Titans/Oilers—Never Happened

By Opponents—Hewitt Dixon (144 yards) and Pete Banaszak (116 yards) at Oakland, 12/31/67 (L)

TWO 100-YARD RECEIVERS IN A GAME

By Titans—Never in Titans era (since 1999)

By Oilers—Mike Barber (112 yards) and Ken Burrough (103 yards) at Miami, 12/24/78 (W)

By Opponents—Chris Chambers (121 yards) and Vincent Jackson (114 yards) at San Diego, 1/6/08 (L)

INDIVIDUAL DEFENSE (PLAYOFFS)

INTERCEPTION RETURNED FOR TOUCHDOWN

By Titans—Never in Titans era (since 1999)

By Oilers—Bubba McDowell (58 yards) at Buffalo, 1/3/93 (L)

By Opponents—Will Demps (56 yards) at Baltimore, 1/3/04 (W)

FUMBLE RETURNED FOR TOUCHDOWN

By Titans/Oilers—Never Happened

By Opponents—Never Happened

SAFETY SCORED

By Titans—Josh Evans and Jason Fisk (sacked Mark Brunell), at Jacksonville, 1/23/00 (W)

By Opponents—Dan Pastorini ran out of the End Zone, at Miami, 12/24/78 (W)

THREE INTERCEPTIONS

By Titans—Never in Titans era (since 1999)

By Oilers—Vernon Perry (4*) at San Diego, 12/29/79 (W)

By Opponents—Never Happened

TWO INTERCEPTIONS

By Titans—Never in Titans era (since 1999)

By Oilers—Bubba McDowell vs. N.Y. Jets, 12/29/91 (W)

By Opponents—Johnny Robinson vs. Dallas Texans, 12/23/62 (L)

THREE SACKS

By Titans—Never in Titans era (since 1999)

By Oilers—Andy Dorris vs. Denver, 12/23/79 (W)

By Opponents—Willie McGinest at New England, 1/10/04 (L)

LAST TIME IN A SEASON THE TITANS ...

TEAM OFFENSE

Ranked 1st in Overall Offense — 1990
 Ranked 1st in Rushing Offense — 1967 (AFL)
 Ranked 1st in Passing Offense — 1992

TEAM DEFENSE

Ranked 1st in Overall Defense — 2000
 Ranked 1st in Rushing Defense — 2003
 Ranked 1st in Passing Defense — 2000

GAMES WON (REGULAR SEASON)

10 Wins — 2008 (13-3)
 11 Wins — 2008 (13-3)
 12 Wins — 2008 (13-3)
 13 Wins — 2008 (13-3)

ADVANCED IN PLAYOFFS

Wild Card Round — 2017
 Divisional Round — 2017
 Conference Championship — 2002
 Super Bowl — 1999

RUSHING

1,000 Yards — **Derrick Henry** (1,140), 2019
 1,500 Yards — Chris Johnson (2,006), 2009
 2,000 Yards — Chris Johnson (2,006), 2009
 300 Attempts — Chris Johnson (316), 2010
 400 Attempts — Eddie George (403), 2000
 10 Touchdowns — **Derrick Henry** (11), 2019
 15 Touchdowns — Lendale White (15), 2008

PASSING

3,000 Yards — **Marcus Mariota** (3,232), 2017
 3,500 Yards — Matt Hasselbeck (3,571), 2011
 4,000 Yards — Warren Moon (4,690), 1991
 400 Attempts — **Marcus Mariota** (453), 2017
 500 Attempts — Matt Hasselbeck (518), 2011
 600 Attempts — Warren Moon (655), 1991
 20 Touchdowns — **Marcus Mariota** (26), 2016
 30 Touchdowns — Warren Moon (33), 1990
 90.0 Passer Rating — **Marcus Mariota** (92.3), 2018
 100.0 Passer Rating — Steve McNair (100.4), 2003

RECEIVING

80 Receptions — **Delanie Walker** (94), 2015
 90 Receptions — **Delanie Walker** (94), 2015
 100 Receptions — Haywood Jeffires (100), 1991
 1,000 Yards — **Delanie Walker** (1,088), 2015
 1,500 Yards — Charlie Hennigan (1,546), 1964
 10 Touchdowns — Drew Bennett (11), 2004
 15 Touchdowns — Bill Groman (17), 1961

SCORING

100 Points — **Ryan Succop** (106), 2018
 110 Points — **Ryan Succop** (136), 2017
 120 Points — **Ryan Succop** (136), 2017
 130 Points — **Ryan Succop** (136), 2017
 30 Field Goals — **Ryan Succop** (35), 2017
 35 Field Goals — **Ryan Succop** (35), 2017
 10 Touchdowns — **Derrick Henry** (12), 2019
 15 Touchdowns — Chris Johnson (16), 2009

DEFENSE

7 Interceptions — **Kevin Byard** (8), 2017
 8 Interceptions — **Kevin Byard** (8), 2017
 9 Interceptions — Mike Reinfeldt (12), 1979
 10 Interceptions — Mike Reinfeldt (12), 1979
 10 Sacks — Brian Orakpo (10.5), 2016
 12 Sacks — Jason Babin (12.5), 2010
 14 Sacks — Jevon Kearse (14.5), 1999
 150 Tackles — **Wesley Woodyard** (172), 2017
 175 Tackles — Keith Bulluck (180), 2002
 200 Tackles — Gregg Bingham (212), 1980

TITANS RECORDS AT A GLANCE

Team record holders in major statistical categories

SCORING

Points (Game) — 30 by Billy Cannon (5 TDs) at N.Y. Titans, 12/10/61
 Points (Season) — 136 by Al Del Greco, 1998; by **Ryan Succop**, 2017
 Points (Career) — 1,060 by Al Del Greco, 1991-00
 Touchdowns (Game) — 5 by Billy Cannon at N.Y. Titans, 12/10/61
 Touchdowns (Season) — 19 by Earl Campbell, 1979
 Touchdowns (Career) — 74 by Eddie George, 1996-03
 Field Goals (Game) — 8 by Rob Bironas at Hou., 10/21/07
 Field Goals (Season) — 36 by Al Del Greco, 1998
 Field Goals (Career) — 246 by Al Del Greco, 1991-00

RUSHING

Rushing Yards (Game) — 238 by **Derrick Henry** vs. Jax, 12/6/18
 Rushing Yards (Season) — 2,006 by Chris Johnson, 2009
 Rushing Yards (Career) — 10,009 by Eddie George, 1996-03
 Rushing Touchdowns (Game) — 4 by Earl Campbell vs. Mia., 11/20/78; Lorenzo White vs. Cle., 12/9/90; **Derrick Henry** vs. Jax, 12/6/18
 Rushing Touchdowns (Season) — 19 by Earl Campbell, 1979
 Rushing Touchdowns (Career) — 73 by Earl Campbell, 1978-84

PASSING

Passing Yards (Game) — 527 by Warren Moon at K.C., 12/16/90
 Passing Yards (Season) — 4,690 by Warren Moon, 1991
 Passing Yards (Career) — 33,685 by Warren Moon, 1984-93
 Passing Touchdowns (Game) — 7 by George Blanda vs. N.Y. Titans, 11/19/61
 Passing Touchdowns (Season) — 36 by George Blanda, 1961
 Passing Touchdowns (Career) — 196 by Warren Moon, 1984-93
 Passer Rating (Game) — 158.3 by Chris Chandler at Cin., 9/24/95
 Passer Rating (Season) — 100.4 by Steve McNair, 2003
 Passer Rating (Career) — 90.5 by **Marcus Mariota**, 2015-19

RECEIVING

Receptions (Game) — 13 (three times, last by Drew Bennett at Oak., 12/19/04)
 Receptions (Season) — 101 by Charlie Hennigan, 1964
 Receptions (Career) — 542 by Ernest Givins, 1986-94
 Receiving Yards (Game) — 272 by Charlie Hennigan at Bos., 10/13/61
 Receiving Yards (Season) — 1,746 by Charlie Hennigan, 1961
 Receiving Yards (Career) — 7,935 by Ernest Givins, 1986-94
 Receiving Touchdowns (Game) — 3 (17 times, last by Kenny Britt vs. Phi., 10/24/10)
 Receiving Touchdowns (Season) — 17 by Bill Groman, 1961
 Receiving Touchdowns (Career) — 51 by Charlie Hennigan, 1960-66

PUNTING

Punts (Game) — 11 (twice by Rich Camarillo, last at Pit., 12/3/95)
 Punts (Season) — 96 by Rich Camarillo, 1994
 Punts (Career) — 861 by Craig Hentrich, 1998-09

PUNT RETURNS

Punt Return Yards (Game) — 160 by Darius Reynaud vs. Jax., 12/30/12
 Punt Return Average (Season) — 15.4 by Billy Johnson, 1977
 Punt Return Average (Career) — 13.2 by Billy Johnson, 1974-80

KICKOFF RETURNS

Kickoff Return Yards (Game) — 240 by Bobby Jancik at Oak., 12/22/63
 Kickoff Return Average (Season) — 31.7 by **Darius Jennings**, 2018
 Kickoff Return Average (Career) — 26.5 by Bobby Jancik, 1962-67

INTERCEPTIONS

Interceptions (Game) — 3 (nine times, last by **Kevin Byard** at Cle., 10/22/17)
 Interceptions (Season) — 12 by Freddy Glick, 1963; by Mike Reinfeldt, 1979
 Interceptions (Career) — 45 by Jim Norton, 1960-68

SACKS

Sacks (Game) — 4 (five times, last by William Fuller vs. Pit., 11/28/93)
 Sacks (Season) — 17 by Elvin Bethea, 1973
 Sacks (Career) — 105 by Elvin Bethea, 1968-83

TENNESSEE TITANS 2019 PARTICIPATION CHART

Player	9/8 @Cle	9/15 Ind	9/19 @Jax	9/29 @Atl	10/6 Buf	10/13 @Den	10/20 LAC	10/27 TB	11/3 @Car	11/10 KC	11/24 Jax	12/1 @Ind	12/8 @Oak	12/15 Hou	12/22 NO	12/29 @Hou	Season Totals			
																	GP	GS	DNP	IA
Bates, Daren.....	P	P	P	P	P	P	P	P	P	P	P	P					12	0	0	0
Batson, Cameron.....	IR	IR	IR	IR	IR	IR	IR	IR	IR	IR	IR	IR					0	0	0	0
Blasingame, Khari....	X	X	X	X	X	X	X	X	X	X	FB	P					2	1	0	0
Bledsoe, Amani.....	PS	PS	PS	PS	PS	PS	PS	PS	PS	PS	PS	PS					0	0	0	0
Brinkley, Beau.....	P	P	P	P	P	P	P	P	P	P	P	P					12	0	0	0
Brown, A.J.....	WR	WR	WR	P	WR	WR	P	P	P	WR	P	WR					12	7	0	0
Brown, Jayon.....	ILB	ILB	ILB	ILB	ILB	ILB	IA	ILB	ILB	IA	ILB	ILB					10	10	0	2
Butler, Malcolm.....	CB	CB	CB	CB	CB	CB	CB	CB	CB	IR	IR	IR					9	9	0	0
Byard, Kevin.....	FS	FS	FS	FS	FS	FS	FS	FS	FS	FS	FS	FS					12	12	0	0
Casey, Jurrell.....	DT	DT	DT	DT	DT	DT	DT	DT	IA	IA	DT	DT					10	10	0	2
Conklin, Jack.....	RT	RT	RT	RT	RT	RT	RT	RT	RT	RT	RT	RT					12	12	0	0
Correa, Kamalei.....	P	P	P	P	P	P	P	P	OLB	OLB	OLB	OLB					12	4	0	0
Cruikshank, Dane....	P	P	P	P	P	P	P	P	P	P	P	P					12	0	0	0
Davis, Corey.....	WR	P	WR	WR	P	P	WR	WR	WR	IA	WR	WR					11	8	0	1
Davis II, Jamal.....	X	X	X	X	PS	PS	PS	PS	PS	PS	PS	PS					0	0	0	0
Davis, Nate.....	IA	IA	IA	P	RG	RG	RG	RG	RG	RG	RG	RG					9	8	0	3
Davis, Rashard.....	X	X	X	X	X	X	X	X	X	PS	PS	PS					0	0	0	0
Dawkins, Dalyn.....	IA	PS	PS	PS	PS	P	DNP	X	PS	PS	PS	PS					1	0	1	1
Dickerson, Matt.....	IA	P	IA	IA	P	IA	X	X	P	P	IA	IA					4	0	0	6
Douglas, Jamil.....	RG	RG	RG	RG	P	DNP	P	P	C	P	P	P					11	5	1	0
Eligwe, Ukeme.....	PS	PS	PS	PS	PS	PS	X	X	X	X	X	X					0	0	0	0
Evans, Rashaan.....	ILB	ILB	ILB	ILB	ILB	ILB	ILB	ILB	ILB	ILB	ILB	ILB					12	12	0	0
Finch, Sharif.....	OLB	OLB	OLB	IA	P	IA	IA	IA	P	P	IA	P					7	3	0	5
Firkser, Anthony.....	P	P	P	IA	P	P	P	P	P	P	P	P					11	0	0	1
Fluellen, David.....	P	IA	IA	P	IR	IR	IR	IR	IR	IR	IR	IR					2	0	0	2
Gilbert, Reggie.....	IA	IA	P	OLB	OLB	OLB	OLB	OLB	IA	P	P	IA					8	5	0	4
Grasu, Hroniss.....	X	IA	IA	DNP	IA	X	X	X	DNP	IA	IA	IA					0	0	2	6
Henry, Derrick.....	RB	RB	RB	RB	RB	RB	RB	RB	RB	RB	RB	RB					12	12	0	0
Hesse, Parker.....	PS	PS	PS	PS	PS	PS	PS	PS	PS	PS	PS	PS					0	0	0	0
Hollister, Cody.....	PS	PS	PS	PS	PS	PS	PS	PS	PS	P	IA	P					2	0	0	1
Hooker, Amani.....	P	P	P	P	P	P	P	P	P	P	P	P					12	0	0	0
Humphries, Adam.....	P	P	WR	WR	P	WR	P	P	P	P	P	P					12	3	0	0
Jackson, Adoree'....	CB	CB	P	CB	CB	CB	CB	IA	CB	CB	CB	CB					11	10	0	1
Jennings, Darius.....	P	P	P	P	P	P	P	IA	X	X	X	X					7	0	0	1
Johnson, Austin.....	P	P	P	P	P	P	P	P	P	P	P	P					12	0	0	0
Johnson, Lyndon.....	X	X	X	PS	X	X	X	X	X	X	X	X					0	0	0	0
Jones, Ben.....	C	C	C	C	C	C	C	C	IA	C	C	C					11	11	0	1
Jones, DaQuan.....	DE	DE	NT	NT	NT	NT	NT	NT	NT	NT	NT	NT					12	12	0	0
Kalu, Joshua.....	IR	IR	IR	IR	IR	IR	IR	IR	P	P	P	P					4	0	0	0
Kelly, Dennis.....	LT	LT	LT	LT	P	DNP	P	P	P	P	P	P					11	4	1	0
Kern, Brett.....	P	P	P	P	P	P	P	P	P	P	P	P					12	0	0	0
Landry III, Harold....	OLB	OLB	OLB	OLB	OLB	OLB	OLB	OLB	OLB	OLB	OLB	OLB					12	12	0	0
Lewan, Taylor.....	SUS	SUS	SUS	SUS	LT	LT	LT	LT	LT	LT	LT	LT					8	8	0	0
Lewis, Dion.....	P	P	P	P	P	P	P	P	P	P	P	P					12	0	0	0
Long Jr., David.....	IA	P	P	IA	P	P	P	P	P	P	P	P					10	0	0	2
Mack, Isaiah.....	P	P	DE	P	P	P	P	P	P	P	P	P					12	1	0	0
Mariota, Marcus.....	QB	QB	QB	QB	QB	QB	DNP	DNP	DNP	DNP	DNP	DNP					6	6	6	0
Milton, Chris.....	P	P	IA	P	P	IA	IA	IA	IA	P	P	IR					6	0	0	5
Munyer, Daniel.....	X	X	X	X	X	PS	PS	PS	PS	X	PS	PS					0	0	0	0
Orr, Kareem.....	PS	PS	PS	PS	PS	PS	PS	PS	PS	PS	PS	P					1	0	1	0
Pamphile, Kevin.....	IA	IA	IA	IA	IA	IA	IA	IA	IA	IA	IA	IA					0	0	0	12
Pankey, Adam.....	PS	PS	PS	X	X	X	X	X	X	X	X	X					0	0	0	0
Parkey, Cody.....	X	X	X	X	X	P	P	P	X	X	X	X					3	0	0	0
Pruitt, MyCole.....	P	TE	P	P	TE	TE	TE	TE	TE	TE	P	P					12	7	0	0
Quessenberry, David..	P	P	P	P	IA	PS	PS	PS	PS	PS	PS	PS					4	0	0	1
Raymond, Kalif.....	X	PS	PS	PS	PS	PS	PS	P	P	P	P	WR					5	1	0	0
Roberson, Derick....	PS	PS	PS	PS	PS	PS	IA	PS	PS	PS	PS	IA					0	0	0	2
Ryan, Logan.....	CB	CB	CB	CB	CB	CB	CB	CB	CB	CB	CB	CB					12	12	0	0
Saffold, Rodger.....	LG	LG	LG	LG	LG	LG	LG	LG	LG	LG	LG	LG					12	12	0	0
Santos, Cairo.....	P	P	P	P	P	X	X	X	X	X	X	X					5	0	0	0
Santoso, Ryan.....	X	X	X	X	X	X	X	X	X	X	X	P					1	0	0	0
Sharpe, Tajaé.....	P	P	P	WR	P	P	WR	WR	WR	WR	WR	IA					11	6	0	1
Simmons, Jeffery....	NFI	NFI	NFI	NFI	NFI	NFI	P	DE	DE	DE	DE	DE					6	5	0	0
Sims, LeShaun.....	P	P	P	P	P	P	P	P	P	CB	P	IA					11	1	0	1
Smith, Jonnu.....	TE	TE	TE	TE	TE	P	TE	TE	TE	TE	TE	TE					12	11	0	0
Smith, Rod.....	X	X	X	X	X	IA	IA	P	P	P	X	X					3	0	0	2
Smith, Tye.....	IA	IA	P	IA	IA	P	P	P	X	IA	IA	P					5	0	0	6
Stinnie, Aaron.....	P	P	P	IA	IA	IA	IA	IA	IA	X	X	X					3	0	0	6
Succop, Ryan.....	IR	IR	IR	IR	IR	IR	IR	IR	P	P	P	P					4	0	0	0
Tannehill, Ryan.....	P	DNP	DNP	DNP	DNP	P	QB	QB	QB	QB	QB	QB					8	6	4	0
Urban, Brent.....	P	IA	P	P	IA	P	X	X	X	X	X	X					4	0	0	2
Vaccaro, Kenny.....	SS	SS	SS	SS	SS	SS	SS	SS	SS	SS	SS	SS					12	12	0	0
Wake, Cameron.....	P	P	P	P	IA	IA	P	P	P	P	P	IR					9	0	0	2
Walker, D'Andre.....	IR	IR	IR	IR	IR	IR	IR	IR	IR	IR	IR	IR					0	0	0	0
Walker, Delanie.....	TE	TE	P	P	TE	TE	P	IA	IA	IA	IA	IR					7	4	0	4
White, Papi.....	PS	PS	PS	PS	PS	X	X	X	X	X	X	X					0	0	0	0
Williams, Jordan.....	IR	IR	IR	IR	IR	IR	IR	IR	IR	IR	IR	IR					0	0	0	0
Woodside, Logan....	PS	PS-I	PS-I	PS-I	PS-I	PS-I	PS-I	PS-I	PS-I	PS-I	PS-I	PS-I					0	0	0	0
Woodyard, Wesley....	P	P	IA	P	P	P	ILB	P	P	ILB	P	P					11	2	0	1

Starters indicated by position (QB, RB, ILB, etc.); P = played but did not start; DNP = active but did not play; IA = inactive for game; PS = practice squad; PS-I = practice squad injured reserve; X = not on roster; IR = injured reserve; SUS = reserve/suspended; NFI = non-football injury; PUP = physically unable to perform

TENNESSEE TITANS 2019 TRANSACTIONS

January 1	Signed RB DALYN DAWKINS, G JAMIL DOUGLAS, DB MIKE JORDAN, WR ROGER LEWIS JR., OLB GIMEL PRESIDENT, OL DAVID QUessenBERRY, WR KALIF RAYMOND, WR DEVIN ROSS and S DAMON WEBB to future contracts	August 23	Waived LB NIGEL HARRIS from reserve/injured with an injury settlement
		August 28	Waived TE COLE WICK; waived injured OLB JOSH SMITH
		August 29	Traded a conditional seventh-round pick in the 2020 NFL Draft to the Green Bay Packers for OLB REGGIE GILBERT
January 2	Signed DT DEE LINER to a future contract	August 31	Terminated vested veterans C/G HRONISS GRASU, TE RYAN HEWITT and OL AUSTIN PASZTOR; waived P/K AUSTIN BARNARD, RB ALEX BARNES, DE AMANI BLEDSOE, DE ERIC COTTON, CB KENNETH DURDEN, LB UKEME ELIGWE, T A.T. HALL, DE FRANK HERRON, TE PARKER HESSE, WR CODY HOLLISTER, DT BRAXTON HOYETT, RB AKEEM HUNT, DB MIKE JORDAN, C COREY LEVIN, LB LATROY LEWIS, T/G TYLER MARZ, WR TANNER McEVOY, RB JEREMY McNICHOLS, DL CHRIS NELSON, CB KAREEM ORR, CB D'ANDRE PAYNE, WR ANTHONY RATLIFF-WILLIAMS, OLB DERICK ROBERSON, LB QUART'E SAPP, G AARON STINNIE, S JOJO TILLERY, WR PAPI WHITE, S LaDARIUS WILEY, QB LOGAN WOODSIDE and WR DeANGELO YANCEY; traded WR TAYWAN TAYLOR to the Cleveland Browns for a pick in the 2020 NFL Draft; placed DL JEFFERY SIMMONS on reserve/non-football injury; placed T TAYLOR LEWAN on reserve/suspended
January 3	Elevated MIKE SULLIVAN to assistant offensive line coach		Signed DE AMANI BLEDSOE, LB UKEME ELIGWE, TE PARKER HESSE, WR CODY HOLLISTER, CB KAREEM ORR, OLB DERICK ROBERSON, G AARON STINNIE, WR PAPI WHITE and QB LOGAN WOODSIDE to the practice squad
January 8	Offensive coordinator MATT LaFLEUR is named head coach of the Green Bay Packers		Placed DB JOSHUA KALU on injured reserve; claimed CB CHRIS MILTON off waivers from the Indianapolis Colts; signed OL ADAM PANKEY to the practice squad
January 21	Elevated ARTHUR SMITH to offensive coordinator	September 2	Waived OLB JOSH SMITH from reserve/injured with an injury settlement
January 26	Hired TODD DOWNING as tight ends coach	September 3	Placed K RYAN SUCCOP on injured reserve; signed free agent K CAIRO SANTOS
February 4	Terminated vested veteran QB AUSTIN DAVIS	September 4	Waived WR KALIF RAYMOND; signed G AARON STINNIE from the practice squad to the active roster
February 7	Signed free agent C/G HRONISS GRASU; hired MONDRAY GEE as strength and conditioning assistant	September 7	Signed WR KALIF RAYMOND to the practice squad
March 12	Terminated vested veteran S JOHNATHAN CYPRIEN failed physical	September 9	Waived RB DALYN DAWKINS; signed free agent C/G HRONISS GRASU
March 15	Signed unrestricted free agents WR ADAM HUMPHRIES, G RODGER SAFFOLD III, S KENNY VACCARO and OLB CAMERON WAKE; terminated vested veteran G JOSH KLINE	September 10	Placed QB LOGAN WOODSIDE on practice squad injured; signed RB DALYN DAWKINS to the practice squad
March 16	Signed unrestricted free agent G/T KEVIN PAMPHILE; traded a seventh-round pick in the 2019 NFL Draft and a fourth-round pick in the 2020 NFL Draft to the Miami Dolphins for QB RYAN TANNEHILL and a sixth-round draft choice in the 2019 NFL Draft; terminated vested veteran QB BLAINE GABBERT	September 12	Practice squad OL ADAM PANKEY signed to the Green Bay Packers active roster
March 17	Signed free agent CB TYE SMITH	September 21	Signed DT LYNDON JOHNSON to the practice squad
April 8	Signed free agents TE KEITH TOWBRIDGE and QB LOGAN WOODSIDE	September 24	T TAYLOR LEWAN rejoins team after four-game suspension
April 17	Signed free agent CB ALTERRAUN VERNER	September 30	Released DT LYNDON JOHNSON from the practice squad; signed OLB JAMAL DAVIS II to the practice squad
April 18	Placed CB ALTERRAUN VERNER on the reserve/retired list	October 1	Lifted the roster exemption for T TAYLOR LEWAN; placed RB DAVID FLUELLEN on injured reserve
April 24	Signed free agent RB CHRIS JOHNSON	October 4	Terminated vested veteran K CAIRO SANTOS; waived OL DAVID QUessenBERRY
April 25	Drafted DL JEFFERY SIMMONS (first round, 19th overall); placed RB CHRIS JOHNSON on the reserve/retired list	October 5	Terminated vested veteran C HRONISS GRASU; signed free agents K CODY PARKEY and RB ROD SMITH; signed RB DALYN DAWKINS from the practice squad to the active roster; released WR PAPI WHITE from the practice squad; signed C DANIEL MUNYER and OL DAVID QUessenBERRY to the practice squad
April 26	Drafted WR A.J. BROWN (second round, 51st overall) and OL NATE DAVIS (third round, 82nd overall)	October 15	Released LB UKEME ELIGWE from the practice squad; signed LB NIGEL HARRIS to the practice squad
April 27	Traded a 2019 fourth-round selection (121st overall) and a 2019 fifth-round selection (157th overall) to the New York Jets for a Jets' 2019 fourth-round selection (116th overall) and a Jets' 2019 fifth-round selection (168th overall); drafted DB AMANI HOOKER (fourth round, 116th overall), OLB D'ANDRE WALKER (fifth round, 168th overall) and LB DAVID LONG JR. (sixth round, 188th overall)	October 19	Terminated vested veteran DE BRENT URBAN; waived DE MATT DICKERSON; activated DL JEFFERY SIMMONS from reserve/non-football injury; signed OLB DERICK ROBERSON from the practice squad to the active roster
April 29	Signed unrestricted free agent DE BRENT URBAN	October 22	Waived OLB DERICK ROBERSON; signed free agent DE MATT DICKERSON
April 30	Terminated vested veteran NT DARIUS KILGO; claimed LB RILEY BULLOUGH off waivers from the Tampa Bay Buccaneers	October 23	Designated K RYAN SUCCOP to return to practice
May 7	Waived WR ROGER LEWIS JR.	October 24	Signed OLB DERICK ROBERSON to the practice squad
May 10	Signed the following undrafted free agents: RB ALEX BARNES, DE AMANI BLEDSOE, CB HAMP CHEEVERS, T CODY CONWAY, S JONATHAN CRAWFORD, T A.T. HALL, NT BRAXTON HOYETT, DT ISAIAH MACK, WR ANTHONY RATLIFF-WILLIAMS, OLB DERICK ROBERSON, S JOJO TILLERY, CB TAJ-AMIR TORRES and WR ISAAC ZICO; signed fifth-round choice OLB D'ANDRE WALKER and sixth-round choice LB DAVID LONG JR.	October 26	Waived RB DALYN DAWKINS and DE MATT DICKERSON; signed CB KAREEM ORR and WR KALIF RAYMOND from the practice squad to the active roster
May 13	Waived S JONATHAN CRAWFORD, CB TAJ-AMIR TORRES and WR ISAAC ZICO; waived injured CB HAMP CHEEVERS; signed free agents TE PARKER HESSE, WR CODY HOLLISTER, CB KAREEM ORR, WR JOSEPH PARKER, CB D'ANDRE PAYNE and S LaDARIUS WILEY	October 28	Waived CB KAREEM ORR
May 14	Waived WR DEVIN ROSS	October 29	Signed free agent DE MATT DICKERSON; signed RB DALYN DAWKINS to the practice squad
May 16	Signed fourth-round choice DB AMANI HOOKER; signed free agent WR JALEN TOLLIVER	October 30	Signed CB KAREEM ORR to the practice squad; designated DB JOSHUA KALU to return to practice
May 17	Waived CB HAMP CHEEVERS from reserve/injured with an injury settlement	October 31	Waived WR DARIUS JENNINGS; signed free agent C HRONISS GRASU
May 23	Signed first-round choice DL JEFFERY SIMMONS	November 2	Activated DB JOSHUA KALU and K RYAN SUCCOP from reserve/injured, designated for return; waived K CODY PARKEY and CB TYE SMITH
May 29	Waived DT DEE LINER; signed free agent DL FRANK HERRON	November 5	Placed CB MALCOLM BUTLER on injured reserve; signed free agent CB TYE SMITH; released C DANIEL MUNYER from the practice squad; signed WR RASHARD DAVIS to the practice squad
May 31	Signed third-round choice OL NATE DAVIS	November 9	Waived G AARON STINNIE; signed WR CODY HOLLISTER from the practice squad to the active roster
June 13	Signed second-round choice WR A.J. BROWN; waived TE KEITH TOWBRIDGE; signed free agent TE RYAN HEWITT	November 12	Waived RB ROD SMITH
July 22	Placed DT JURRELL CASEY, TE JONNU SMITH and K RYAN SUCCOP on physically unable to perform; placed DL JEFFERY SIMMONS on non-football injury	November 13	Signed FB/RB KHARI BLASINGAME from the Minnesota Vikings practice squad; signed C DANIEL MUNYER to the practice squad
July 25	Waived S DAMON WEBB with non-football injury	November 26	Placed CB CHRIS MILTON and OLB CAMERON WAKE on injured reserve; signed CB KAREEM ORR and OLB DERICK ROBERSON from the practice squad to the active roster; signed CB KENNETH DURDEN and DT JOEY IVIE to the practice squad
July 27	Signed free agent DB JONATHAN CRAWFORD	November 27	Placed TE DELANIE WALKER on injured reserve; signed free agent K RYAN SANTOSO
July 31	Placed WR CAMERON BATSON on injured reserve; waived WR JOSEPH PARKER; signed free agents WR TANNER McEVOY and WR PAPI WHITE		
August 1	Waived DB JONATHAN CRAWFORD and OLB GIMEL PRESIDENT; signed free agents DL CHRIS NELSON and OLB JORDAN WILLIAMS		
August 10	Waived WR JALEN TOLLIVER; waived injured LB RILEY BULLOUGH and T CODY CONWAY; placed OLB D'ANDRE WALKER on injured reserve; moved DT JURELL CASEY from physically unable to perform to active roster; signed free agents DE ERIC COTTON, LB UKEME ELIGWE, RB AKEEM HUNT and WR DeANGELO YANCEY		
August 12	Waived injured OLB JORDAN WILLIAMS; signed free agent OLB JAMES FOLSTON		
August 16	Waived OLB JAMES FOLSTON; signed free agent OLB JOSH SMITH; waived T CODY CONWAY from reserve/injured with an injury settlement		
August 19	Waived injured LB NIGEL HARRIS; signed free agent LB QUART'E SAPP; moved TE JONNU SMITH and K RYAN SUCCOP from physically unable to perform to active roster		
August 20	Waived LB RILEY BULLOUGH from reserve/injured with an injury settlement		

TENNESSEE TITANS UNOFFICIAL DEPTH CHART

OFFENSE

WR	84	Corey Davis	16	Cody Hollister	
TE	81	Jonnu Smith	85	MyCole Pruitt	86 Anthony Firkser
LT	77	Taylor Lewan	71	Dennis Kelly	
LG	76	Rodger Saffold III	66	Kevin Pamphile	
C	60	Ben Jones	75	Jamil Douglas	52 Hroniss Grasu
RG	<u>64</u>	<u>Nate Davis</u>	66	Kevin Pamphile	
RT	78	Jack Conklin	71	Dennis Kelly	
WR	10	Adam Humphries	14	Kalif Raymond	
WR	19	Tajae Sharpe	<u>11</u>	<u>A.J. Brown</u>	
QB	17	Ryan Tannehill	8	Marcus Mariota	
RB	22	Derrick Henry	33	Dion Lewis	<u>41</u> Khari Blasingame

DEFENSE

DE	<u>98</u>	<u>Jeffery Simmons</u>	92	Matt Dickerson	
NT	90	DaQuan Jones	94	Austin Johnson	
DT	99	Jurrell Casey	<u>97</u>	<u>Isaiah Mack</u>	
OLB	44	Kamalei Correa	93	Reggie Gilbert	<u>50</u> Derick Roberson
ILB	54	Rashaan Evans	59	Wesley Woodyard	
ILB	55	Jayon Brown	53	Daren Bates	<u>51</u> David Long Jr.
OLB	58	Harold Landry III	56	Sharif Finch	
CB	26	Logan Ryan	23	Tye Smith	
SS	24	Kenny Vaccaro	29	Dane Cruikshank	
FS	31	Kevin Byard	<u>37</u>	<u>Amani Hooker</u>	46 Joshua Kalu
CB	25	Adoree' Jackson	36	LeShaun Sims	<u>20</u> Kareem Orr

SPECIAL TEAMS

K	4	Ryan Succop	6	Brett Kern	
KO	3	Ryan Santoso	4	Ryan Succop	
P	6	Brett Kern	3	Ryan Santoso	
H	6	Brett Kern	17	Ryan Tannehill	
PR	10	Adam Humphries	25	Adoree' Jackson	14 Kalif Raymond
KOR	14	Kalif Raymond	33	Dion Lewis	
LS	48	Beau Brinkley	60	Ben Jones	

As of Dec. 2, 2019

Rookies are underlined

TITANS PRONUNCIATION GUIDE

Kevin BYARD (BY-urd); **KAMALEI CORREA** (KAH-mah-lay corr-A-uh); **Dane CRUIKSHANK** (CROOK-shank); **JAMIL Douglas** (juh-MEEL); **SHARIF Finch** (sha-REEF); **HRONISS GRASU** (huh-ROW-niss GRA-sue); **DAQUAN Jones** (day-QUAN); **Marcus MARIOTA** (MAR-ee-OH-tah); **Kevin PAMPHILE** (pom-FEEL); **TAJAE Sharpe** (TAH-zhay); **JONNU Smith** (JAH-new); **Ryan SUCCOP** (SUCK-up); **Ryan TANNEHILL** (TAN-uh-hill); **Wesley WOODYARD** (wood-YARD)

TENNESSEE TITANS ROSTER BY EXPERIENCE

<u>14TH YEAR</u>		<u>7TH YEAR</u>		<u>3RD YEAR</u>		<u>ROOKIE DRAFT PICKS</u>		
Delanie Walker (IR)	TE	Daren Bates	LB	Jayon Brown	LB	A.J. Brown	WR	
		Logan Ryan	CB	Corey Davis	WR	Nate Davis	OL	
		Kenny Vaccaro	S	David Fluellen (IR)	RB	Amani Hooker	DB	
<u>12TH YEAR</u>		<u>6TH YEAR</u>		Adoree' Jackson		CB	David Long Jr.	LB
Brett Kern	P			Jonnu Smith	TE	Jeffery Simmons	DL	
Wesley Woodyard	LB					D'Andre Walker (IR)	OLB	
<u>11TH YEAR</u>		<u>2ND YEAR</u>						
Ryan Succop	K	Malcolm Butler (IR)	CB	Cameron Batson (IR)	WR	<u>ROOKIE FREE AGENTS</u>		
Cameron Wake (IR)	OLB	DaQuan Jones	DL	Dane Cruikshank	DB	Khari Blasingame	FB/RB	
		Taylor Lewan	T	Matt Dickerson	DE	Isaiah Mack	DT	
		Kevin Pamphile	G	Jamil Douglas	G	Kareem Orr	CB	
<u>10TH YEAR</u>		<u>5TH YEAR</u>		Rashaan Evans	LB	Derick Roberson	OLB	
Rodger Saffold	G	Adam Humphries	WR	Sharif Finch	OLB	As of Dec. 2, 2019		
		Marcus Mariota	QB	Anthony Firkser	TE			
<u>9TH YEAR</u>		<u>4TH YEAR</u>		Reggie Gilbert	OLB			
Jurrell Casey	DT	Kevin Byard	S	Cody Hollister	WR			
		Jack Conklin	T	Harold Landry III	OLB			
<u>8TH YEAR</u>		Kamalei Correa	OLB	Kalif Raymond	WR			
Beau Brinkley	LS	Hroniss Grasu	C/G	<u>1ST YEAR</u>				
Ben Jones	C	Derrick Henry	RB	Joshua Kalu	DB			
Dennis Kelly	G/T	Austin Johnson	DL	Ryan Santoso	K			
Dion Lewis	RB	Chris Milton (IR)	CB	Jordan Williams (IR)	OLB			
Ryan Tannehill	QB	MyCole Pruitt	TE					
		Tajaé Sharpe	WR					
		LeShaun Sims	CB					
		Tye Smith	CB					

TENNESSEE TITANS ROSTER BY DRAFT ROUND

ROUND 1			ROUND 5			UNDRAFTED		
Player	Pos.	Year	Player	Pos.	Year	Player	Pos.	Year
Jeffery Simmons	DL	2019	D'Andre Walker (IR)	OLB	2019	Khari Blasingame	FB/RB	2019 (Min)
Rashaan Evans	LB	2018	Dane Cruikshank	DB	2018	Isaiah Mack	DT	2019
Corey Davis	WR	2017	Jayon Brown	LB	2017	Kareem Orr	CB	2019
Adoree' Jackson	CB	2017	Tajaé Sharpe	WR	2016	Derick Roberson	OLB	2019
Jack Conklin	T	2016	LeShaun Sims	CB	2016	Cameron Batson (IR)	WR	2018
Marcus Mariota	QB	2015	MyCole Pruitt	TE	2015 (Min)	Matt Dickerson	DE	2018
Taylor Lewan	T	2014	Tye Smith	CB	2015 (Sea)	Sharif Finch	OLB	2018
Kenny Vaccaro	S	2013 (NO)	Kevin Pamphile	G	2014 (TB)	Joshua Kalu	DB	2018
Ryan Tannehill	QB	2012 (Mia)	Dennis Kelly	G/T	2012 (Phi)	Cody Hollister	WR	2018 (NE)
			Dion Lewis	RB	2011 (Phi)	Ryan Santoso	K	2018 (Det)
ROUND 2			ROUND 6			Anthony Firkser	TE	2017 (NYJ)
Player	Pos.	Year	Player	Pos.	Year	Reggie Gilbert	OLB	2016 (GB)
A.J. Brown	WR	2019	David Long Jr.	LB	2019	Chris Milton (IR)	CB	2016 (Ind)
Harold Landry III	OLB	2018	Delanie Walker (IR)	TE	2006 (SF)	Kalif Raymond	WR	2016 (Den)
Kamalei Correa	OLB	2016 (Bal)	ROUND 7			Adam Humphries	WR	2015 (TB)
Derrick Henry	RB	2016	Player	Pos.	Year	Jordan Williams (IR)	OLB	2015 (NYJ)
Austin Johnson	DL	2016	Ryan Succop	K	2009 (KC)	Malcolm Butler (IR)	CB	2014 (NE)
Rodger Saffold	G	2010 (StL)				David Fluellen (IR)	RB	2014 (Phi)
ROUND 3						Daren Bates	LB	2013 (StL)
Player	Pos.	Year				Beau Brinkley	LS	2012
Nate Davis	OL	2019				Brett Kern	P	2008 (Den)
Jonnu Smith	TE	2017				Wesley Woodyard	LB	2008 (Den)
Kevin Byard	S	2016				Cameron Wake (IR)	OLB	2005 (NYG)
Hroniss Grasu	C/G	2015 (Chi)				As of Dec. 2, 2019		
Logan Ryan	CB	2013 (NE)						
Jurrell Casey	DT	2011						
ROUND 4								
Player	Pos.	Year						
Amani Hooker	DB	2019						
Jamil Douglas	G	2015 (Mia)						
DaQuan Jones	DL	2014						
Ben Jones	C	2012 (Hou)						

GAME PREVIEW

TEAM NOTES

PLAYER NOTES

MEDIA

STATISTICS

ROSTERS

HOW THE TENNESSEE TITANS WERE BUILT

YEAR	DRAFTEES (22)	FREE AGENTS (26)	TRADES/WAIVERS (5)
2019	DL Jeffery Simmons (1) WR A.J. Brown (2) OL Nate Davis (3) DB Amani Hooker (4) LB David Long Jr. (6)	WR Adam Humphries (UFA-TB) G Rodger Saffold III (UFA-LAR) DT Isaiah Mack (FA) OLB Derick Roberson (FA) WR Cody Hollister (FA) CB Kareem Orr (FA) C Hroniss Grasu (FA) FB/RB Khari Blasingame (FA) K Ryan Santoso (FA)	QB Ryan Tannehill (T-MIA) OLB Reggie Gilbert (T-GB)
2018	LB Rashaan Evans (1) OLB Harold Landry III (2) DB Dane Cruikshank (5)	RB Dion Lewis (UFA-NE) G Kevin Pamphile (UFA-TB) DE Matt Dickerson (FA) OLB Sharif Finch (FA) S Kenny Vaccaro (FA) TE Anthony Firkser (FA) DB Joshua Kalu (FA) TE MyCole Pruitt (FA) G Jamil Douglas (FA) WR Khalif Raymond (FA)	OLB Kamalei Correa (T-BAL)
2017	WR Corey Davis (1a) CB Adoree' Jackson (1b) TE Jonnu Smith (3b) LB Jayon Brown (5)	CB Tye Smith (FA) LB Daren Bates (UFA-OAK) CB Logan Ryan (UFA-NE)	
2016	T Jack Conklin (1) DL Austin Johnson (2b) RB Derrick Henry (2c) S Kevin Byard (3) WR Tajaé Sharpe (5a) CB LeShaun Sims (5b)	C Ben Jones (UFA-HOU)	T/G Dennis Kelly (T-PHI)
2015	QB Marcus Mariota (1)		
2014	T Taylor Lewan (1) DL DaQuan Jones (4a)	LB Wesley Woodyard (UFA-DEN) K Ryan Succop (FA)	
2012		LS Beau Brinkley (FA)	
2011	DT Jurrell Casey (3)		
2009			P Brett Kern (W-DEN)

As of Dec. 2, 2019

Reserve/Injured: WR Cameron Batson (FA-2018), CB Malcolm Butler (UFA-2018), RB David Fluellen (FA-2015), CB Chris Milton (W-2019), OLB Cameron Wake (UFA-2019), OLB D'Andre Walker (D5-2019), TE Delanie Walker (UFA-2013), OLB Jordan Williams (FA-2019)

TENNESSEE TITANS POSITIONAL ROSTER - OFFENSE

QUARTERBACKS (2)

8	Mariota, Marcus	QB	6-4	222	10/30/93	5	Oregon	Honolulu, Hawaii	D1-'15
17	Tannehill, Ryan	QB	6-4	217	7/27/88	8	Texas A&M	Big Spring, Texas	T (MIA)-'19

RUNNING BACKS (3)

41	Blasingame, Khari	FB/RB	6-0	233	7/1/96	R	Vanderbilt	New Market, Ala.	FA-'19
22	Henry, Derrick	RB	6-3	247	1/4/94	4	Alabama	Yulee, Fla.	D2c-'16
33	Lewis, Dion	RB	5-8	195	9/27/90	8	Pittsburgh	Albany, N.Y.	UFA (NE)-'18

WIDE RECEIVERS (6)

11	Brown, A.J.	WR	6-1	226	6/30/97	R	Mississippi	Starkville, Miss.	D2-'19
84	Davis, Corey	WR	6-3	209	1/11/95	3	Western Michigan	Wheaton, Ill.	D1a-'17
16	Hollister, Cody	WR	6-4	216	11/18/93	2	Arkansas	Bend, Ore.	FA-'19
10	Humphries, Adam	WR	5-11	195	6/24/93	5	Clemson	Spartanburg, S.C.	UFA (TB)-'19
14	Raymond, Kalif	WR	5-8	182	8/8/94	2	Holy Cross	Lawrenceville, Ga.	FA-'18
19	Sharpe, Tajaé	WR	6-2	194	12/23/94	4	Massachusetts	Piscataway, N.J.	D5a-'16

TIGHT ENDS (3)

86	Firkser, Anthony	TE	6-2	246	2/19/95	2	Harvard	Manalapan, N.J.	FA-'18
85	Pruitt, MyCole	TE	6-2	245	3/24/92	4	Southern Illinois	South Bend, Ind.	FA-'18
81	Smith, Jonnu	TE	6-3	248	8/22/95	3	Florida International	Ocala, Fla.	D3b-'17

CENTERS (3)

75	Douglas, Jamil	G	6-4	309	2/28/92	2	Arizona State	Cypress, Calif.	FA-'18
52	Grasu, Hroniss	C/G	6-3	301	8/12/91	4	Oregon	Los Angeles, Calif.	FA-'19
60	Jones, Ben	C	6-3	308	7/2/89	8	Georgia	Brent, Ala.	UFA (HOU)-'16

GUARDS (3)

64	Davis, Nate	OL	6-3	316	9/23/96	R	Charlotte	Ashburn, Va.	D3-'19
66	Pamphile, Kevin	G/T	6-5	315	11/27/90	6	Purdue	Miami, Fla.	UFA (TB)-'18
76	Saffold III, Rodger	G	6-5	325	6/6/88	10	Indiana	Bedford, Ohio	UFA (LAR)-'19

TACKLES (3)

78	Conklin, Jack	T	6-6	308	8/17/94	4	Michigan State	Plainwell, Mich.	D1-'16
71	Kelly, Dennis	T/G	6-8	321	1/16/90	8	Purdue	Chicago Heights, Ill.	T (PHI)-'16
77	Lewan, Taylor	T	6-7	309	7/22/91	6	Michigan	Cave Creek, Ariz.	D1-'14

LONG SNAPPER (1)

48	Brinkley, Beau	LS	6-4	260	1/25/90	8	Missouri	Kearney, Mo.	FA-'12
----	----------------	----	-----	-----	---------	---	----------	--------------	--------

PLACEKICKERS (2)

3	Santoso, Ryan	P	6-5	258	8/26/95	1	Minnesota	Pace, Fla.	FA-'19
4	Succop, Ryan	K	6-2	218	9/19/86	11	South Carolina	Hickory, N.C.	FA-'14

As of Dec. 2, 2019

TENNESSEE TITANS POSITIONAL ROSTER - DEFENSE

DEFENSIVE LINEMEN (6)

99	Casey, Jurrell	DT	6-1	305	12/5/89	9	Southern California	Long Beach, Calif.	D3-'11
92	Dickerson, Matt	DE	6-5	292	11/9/95	2	UCLA	San Mateo, Calif.	FA-'18
94	Johnson, Austin	DL	6-4	314	5/8/94	4	Penn State	Galloway, N.J.	D2b-'16
90	Jones, DaQuan	DL	6-4	322	12/27/91	6	Penn State	Johnson City, N.Y.	D4a-'14
97	Mack, Isaiah	DT	6-1	299	3/19/96	R	Chattanooga	Tunnel Hill, Ga.	FA-'19
98	Simmons, Jeffery	DL	6-4	305	7/28/97	R	Mississippi State	Macon, Miss.	D1-'19

LINEBACKERS (10)

53	Bates, Daren	LB	5-11	225	11/27/90	7	Auburn	Olive Branch, Miss.	UFA (OAK)-'17
55	Brown, Jayon	LB	6-0	226	2/26/95	3	UCLA	Long Beach, Calif.	D5-'17
44	Correa, Kamalei	OLB	6-3	241	4/27/94	4	Boise State	Honolulu, Hawaii	T (BAL)-'18
54	Evans, Rashaan	LB	6-2	232	11/8/95	2	Alabama	Auburn, Ala.	D1-'18
56	Finch, Sharif	OLB	6-4	250	10/1/95	2	Temple	Henrico, Va.	FA-'18
93	Gilbert, Reggie	OLB	6-4	260	4/1/93	2	Arizona	Laveen, Ariz.	T (GB)-'19
58	Landry III, Harold	OLB	6-2	252	6/5/96	2	Boston College	Spring Lake, N.C.	D2-'18
51	Long Jr., David	LB	5-11	227	10/12/96	R	West Virginia	Cincinnati, Ohio	D6-'19
50	Roberson, Derick	OLB	6-3	250	11/15/95	R	Sam Houston State	San Antonio, Texas	FA-'19
59	Woodyard, Wesley	LB	6-0	233	7/21/86	12	Kentucky	LaGrange, Ga.	UFA (DEN)-'14

CORNERBACKS (5)

25	Jackson, Adoree'	CB	5-11	185	9/18/95	3	Southern California	East St. Louis, Ill.	D1b-'17
32	Orr, Kareem	CB	5-11	195	1/2/97	R	Chattanooga	Chattanooga, Tenn.	FA-'19
26	Ryan, Logan	CB	5-11	195	2/9/91	7	Rutgers	Voorhees, N.J.	UFA (NE)-'17
36	Sims, LeShaun	CB	6-0	203	9/18/93	4	Southern Utah	Las Vegas, Nev.	D5b-'16
23	Smith, Tye	CB	6-0	195	5/3/93	4	Towson	Raleigh, N.C.	FA-'17

SAFETIES (5)

31	Byard, Kevin	S	5-11	212	8/17/93	4	Middle Tennessee State	Lithonia, Ga.	D3-'16
29	Cruikshank, Dane	DB	6-1	209	4/27/95	2	Arizona	Chino Hills, Calif.	D5-'18
37	Hooker, Amani	DB	5-11	210	6/14/98	R	Iowa	Minneapolis, Minn.	D4-'19
46	Kalu, Joshua	DB	6-0	203	8/28/95	1	Nebraska	Houston, Texas	FA-'18
24	Vaccaro, Kenny	S	6-0	214	2/15/91	7	Texas	Brownwood, Texas	FA-'18

PUNTERS (1)

6	Kern, Brett	P	6-2	214	2/17/86	12	Toledo	Grand Island, N.Y.	W (DEN)-'09
---	-------------	---	-----	-----	---------	----	--------	--------------------	-------------

As of Dec. 2, 2019

TENNESSEE TITANS ALPHABETICAL ROSTER

NO.	NAME	POS.	HT.	WT.	BIRTHDATE	EXP.	COLLEGE	HOMETOWN	ACQUIRED
53	Bates, Daren	LB	5-11	225	11/27/90	7	Auburn	Olive Branch, Miss.	UFA (OAK)-'17
41	Blasingame, Khari	FB/RB	6-0	233	7/1/96	R	Vanderbilt	New Market, Ala.	FA-'19
48	Brinkley, Beau	LS	6-4	260	1/25/90	8	Missouri	Kearney, Mo.	FA-'12
11	Brown, A.J.	WR	6-1	226	6/30/97	R	Mississippi	Starkville, Miss.	D2-'19
55	Brown, Jayon	LB	6-0	226	2/26/95	3	UCLA	Long Beach, Calif.	D5-'17
31	Byard, Kevin	S	5-11	212	8/17/93	4	Middle Tennessee State	Lithonia, Ga.	D3-'16
99	Casey, Jurrell	DT	6-1	305	12/5/89	9	Southern California	Long Beach, Calif.	D3-'11
78	Conklin, Jack	T	6-6	308	8/17/94	4	Michigan State	Plainwell, Mich.	D1-'16
44	Correa, Kamalei	OLB	6-3	241	4/27/94	4	Boise State	Honolulu, Hawaii	T (BAL)-'18
29	Cruikshank, Dane	DB	6-1	209	4/27/95	2	Arizona	Chino Hills, Calif.	D5-'18
84	Davis, Corey	WR	6-3	209	1/11/95	3	Western Michigan	Wheaton, Ill.	D1a-'17
64	Davis, Nate	OL	6-3	316	9/23/96	R	Charlotte	Ashburn, Va.	D3-'19
92	Dickerson, Matt	DE	6-5	292	11/9/95	2	UCLA	San Mateo, Calif.	FA-'18
75	Douglas, Jamil	G	6-4	309	2/28/92	2	Arizona State	Cypress, Calif.	FA-'18
54	Evans, Rashaan	LB	6-2	232	11/8/95	2	Alabama	Auburn, Ala.	D1-'18
56	Finch, Sharif	OLB	6-4	250	10/1/95	2	Temple	Henrico, Va.	FA-'18
86	Firkser, Anthony	TE	6-2	246	2/19/95	2	Harvard	Manalapan, N.J.	FA-'18
93	Gilbert, Reggie	OLB	6-4	260	4/1/93	2	Arizona	Laveen, Ariz.	T (GB)-'19
52	Grasu, Hroniss	C/G	6-3	301	8/12/91	4	Oregon	Los Angeles, Calif.	FA-'19
22	Henry, Derrick	RB	6-3	247	1/4/94	4	Alabama	Yulee, Fla.	D2c-'16
16	Hollister, Cody	WR	6-4	216	11/18/93	2	Arkansas	Bend, Ore.	FA-'19
37	Hooker, Amani	DB	5-11	210	6/14/98	R	Iowa	Minneapolis, Minn.	D4-'19
10	Humphries, Adam	WR	5-11	195	6/24/93	5	Clemson	Spartanburg, S.C.	UFA (TB)-'19
25	Jackson, Adoree'	CB	5-11	185	9/18/95	3	Southern California	East St. Louis, Ill.	D1b-'17
94	Johnson, Austin	DL	6-4	314	5/8/94	4	Penn State	Galloway, N.J.	D2b-'16
60	Jones, Ben	C	6-3	308	7/2/89	8	Georgia	Brent, Ala.	UFA (HOU)-'16
90	Jones, DaQuan	DL	6-4	322	12/27/91	6	Penn State	Johnson City, N.Y.	D4a-'14
46	Kalu, Joshua	DB	6-0	203	8/28/95	1	Nebraska	Houston, Texas	FA-'18
71	Kelly, Dennis	T/G	6-8	321	1/16/90	8	Purdue	Chicago Heights, Ill.	T (PHI)-'16
6	Kern, Brett	P	6-2	214	2/17/86	12	Toledo	Grand Island, N.Y.	W (DEN)-'09
58	Landry III, Harold	OLB	6-2	252	6/5/96	2	Boston College	Spring Lake, N.C.	D2-'18
77	Lewan, Taylor	T	6-7	309	7/22/91	6	Michigan	Cave Creek, Ariz.	D1-'14
33	Lewis, Dion	RB	5-8	195	9/27/90	8	Pittsburgh	Albany, N.Y.	UFA (NE)-'18
51	Long Jr., David	LB	5-11	227	10/12/96	R	West Virginia	Cincinnati, Ohio	D6-'19
97	Mack, Isaiah	DT	6-1	299	3/19/96	R	Chattanooga	Tunnel Hill, Ga.	FA-'19
8	Mariota, Marcus	QB	6-4	222	10/30/93	5	Oregon	Honolulu, Hawaii	D1-'15
20	Orr, Kareem	CB	5-11	195	1/2/97	R	Chattanooga	Chattanooga, Tenn.	FA-'19
66	Pamphile, Kevin	G/T	6-5	315	11/27/90	6	Purdue	Miami, Fla.	UFA (TB)-'18
85	Pruitt, MyCole	TE	6-2	245	3/24/92	4	Southern Illinois	South Bend, Ind.	FA-'18
14	Raymond, Kalif	WR	5-8	182	8/8/94	2	Holy Cross	Lawrenceville, Ga.	FA-'18
50	Roberson, Derick	OLB	6-3	250	11/15/95	R	Sam Houston State	San Antonio, Texas	FA-'19
26	Ryan, Logan	CB	5-11	195	2/9/91	7	Rutgers	Voorhees, N.J.	UFA (NE)-'17
76	Saffold III, Rodger	G	6-5	325	6/6/88	10	Indiana	Bedford, Ohio	UFA (LAR)-'19
3	Santoso, Ryan	K	6-5	258	8/26/95	1	Minnesota	Pace, Fla.	FA-'19
19	Sharpe, Tajaé	WR	6-2	194	12/23/94	4	Massachusetts	Piscataway, N.J.	D5a-'16
98	Simmons, Jeffery	DL	6-4	305	7/28/97	R	Mississippi State	Macon, Miss.	D1-'19
36	Sims, LeShaun	CB	6-0	203	9/18/93	4	Southern Utah	Las Vegas, Nev.	D5b-'16
81	Smith, Jonnu	TE	6-3	248	8/22/95	3	Florida International	Ocala, Fla.	D3b-'17
23	Smith, Tye	CB	6-0	195	5/3/93	4	Towson	Raleigh, N.C.	FA-'17
4	Succop, Ryan	K	6-2	218	9/19/86	11	South Carolina	Hickory, N.C.	FA-'14
17	Tannehill, Ryan	QB	6-4	217	7/27/88	8	Texas A&M	Big Spring, Texas	T (MIA)-'19
24	Vaccaro, Kenny	S	6-0	214	2/15/91	7	Texas	Brownwood, Texas	FA-'18
59	Woodyard, Wesley	LB	6-0	233	7/21/86	12	Kentucky	LaGrange, Ga.	UFA (DEN)-'14
PRACTICE SQUAD (10):									
95	Bledsoe, Amani	DE	6-4	280	2/6/98	R	Oklahoma	Lawrence, Kan.	FA-'19
49	Davis II, Jamal	OLB	6-4	240	7/9/95	R	Akron	Canton, Ohio	FA-'19
12	Davis, Rashard	WR	5-9	175	9/14/95	1	James Madison	Charlottesville, Va.	FA-'19
28	Dawkins, Dalyn	RB	5-7	183	12/26/94	1	Colorado State	Louisville, Ky.	FA-'18
38	Durden, Kenneth	CB	6-1	180	5/16/92	2	Youngstown State	Valdosta, Ga.	FA-'18
96	Ivie, Joey	DT	6-3	301	1/22/95	1	Florida	Dade City, Fla.	FA-'19
57	Harris, Nigel	LB	6-2	225	12/7/94	2	South Florida	Tampa, Fla.	FA-'18
83	Hesse, Parker	TE	6-3	261	5/26/95	R	Iowa	Waukon, Iowa	FA-'19
62	Munyer, Daniel	C	6-1	305	3/4/92	3	Colorado	Harbor City, Calif.	FA-'19
72	Quessenberry, David	OL	6-5	310	8/24/90	2	San Jose State	La Jolla, Calif.	FA-'18
PRACTICE SQUAD INJURED (1):									
5	Woodside, Logan	QB	6-1	213	1/27/95	1	Toledo	Frankfort, Ky.	FA-'19
RESERVE/INJURED (8):									
13	Batson, Cameron	WR	5-8	175	12/20/95	2	Texas Tech	Oklahoma City, Okla.	FA-'18
21	Butler, Malcolm	CB	5-11	190	3/2/90	6	West Alabama	Vicksburg, Miss.	UFA (NE)-'18
32	Fluellen, David	RB	5-11	224	1/28/92	3	Toledo	Lockport, N.Y.	FA-'15
30	Milton, Chris	CB	5-11	190	9/15/92	4	Georgia Tech	Folkston, Ga.	W (IND)-'19
91	Wake, Cameron	OLB	6-3	263	1/30/82	11	Penn State	Hyattsville, Md.	UFA (MIA)-'19
42	Walker, D'Andre	OLB	6-2	251	1/23/97	R	Georgia	College Park, Ga.	D5-'19
82	Walker, Delanie	TE	6-2	248	8/12/84	14	Central Missouri	Pomona, Calif.	UFA (SF)-'13
40	Williams, Jordan	OLB	6-4	262	3/23/93	1	Tennessee	Gainesville, Fla.	FA-'19

As of Dec. 2, 2019

Active Roster Count: 53

HEAD COACH: MIKE VRABEL

ASSISTANT COACHES: DEAN PEES (defensive coordinator), ARTHUR SMITH (offensive coordinator), CRAIG AUKERMAN (special teams), BRIAN BELL (strength and conditioning assistant), SCOTT BOOKER (defensive assistant), SHANE BOWEN (outside linebackers), KEITH CARTER (offensive line), KERRY COOMBS (secondary), RYAN CROW (defensive assistant), TONY DEWS (running backs), TODD DOWNING (tight ends), MATT EDWARDS (assistant special teams), MONDRAY GEE (strength and conditioning assistant), CHANDLER HENLEY (quality control), TYRONE MCKENZIE (inside linebackers), ROB MOORE (wide receivers), PAT O'HARA (quarterbacks), MATT PEES (quality control), FRANK PIRAINO (strength and conditioning), LUKE STECKEL (offensive assistant), MIKE SULLIVAN (assistant offensive line), TERRELL WILLIAMS (defensive line)

TENNESSEE TITANS NUMERICAL ROSTER

NO.	NAME	POS.	HT.	WT.	AGE	EXP.	COLLEGE	HOMETOWN	ACQUIRED
3	Ryan Santos	K	6-5	258	24	1	Minnesota	Pace, Fla.	FA-'19
4	Ryan Succop	K	6-2	218	33	11	South Carolina	Hickory, N.C.	FA-'14
6	Brett Kern	P	6-2	214	33	12	Toledo	Grand Island, N.Y.	W (DEN)-'09
8	Marcus Mariota	QB	6-4	222	26	5	Oregon	Honolulu, Hawaii	D1-'15
10	Adam Humphries	WR	5-11	195	26	5	Clemson	Spartanburg, S.C.	UFA (TB)-'19
11	A.J. Brown	WR	6-1	226	22	R	Mississippi	Starkville, Miss.	D2-'19
14	Kalif Raymond	WR	5-8	182	25	2	Holy Cross	Lawrenceville, Ga.	FA-'18
16	Cody Hollister	WR	6-4	216	26	2	Arkansas	Bend, Ore.	FA-'19
17	Ryan Tannehill	QB	6-4	217	31	8	Texas A&M	Big Spring, Texas	T (MIA)-'19
19	Tajae Sharpe	WR	6-2	194	24	4	Massachusetts	Piscataway, N.J.	D5a-'16
20	Kareem Orr	CB	5-11	195	22	R	Chattanooga	Chattanooga, Tenn.	FA-'19
22	Derrick Henry	RB	6-3	247	25	4	Alabama	Yulee, Fla.	D2c-'16
23	Tye Smith	CB	6-0	195	26	4	Towson	Raleigh, N.C.	FA-'17
24	Kenny Vaccaro	S	6-0	214	28	7	Texas	Brownwood, Texas	FA-'18
25	Adoree' Jackson	CB	5-10	186	24	3	Southern California	East St. Louis, Ill.	D1b-'17
26	Logan Ryan	CB	5-11	195	28	7	Rutgers	Voorhees, N.J.	UFA (NE)-'17
29	Dane Cruikshank	DB	6-1	209	24	2	Arizona	Chino Hills, Calif.	D5-'18
31	Kevin Byard	S	5-11	212	26	4	Middle Tennessee State	Lithonia, Ga.	D3-'16
33	Dion Lewis	RB	5-8	195	29	8	Pittsburgh	Albany, N.Y.	UFA (NE)-'18
36	LeShaun Sims	CB	6-0	203	26	4	Southern Utah	Las Vegas, Nev.	D5b-'16
37	Amani Hooker	DB	5-11	210	21	R	Iowa	Minneapolis, Minn.	D4-'19
41	Khari Blasingame	FB/RB	6-0	233	23	R	Vanderbilt	New Market, Ala.	FA-'19
44	Kamalei Correa	OLB	6-3	241	25	4	Boise State	Honolulu, Hawaii	T (BAL)-'18
46	Joshua Kalu	DB	6-0	203	24	1	Nebraska	Houston, Texas	FA-'18
48	Beau Brinkley	LS	6-4	260	29	8	Missouri	Kearney, Mo.	FA-'12
50	Derick Roberson	OLB	6-3	250	24	R	Sam Houston State	San Antonio, Texas	FA-'19
51	David Long Jr.	LB	5-11	227	23	R	West Virginia	Cincinnati, Ohio	D6-'19
52	Hroniss Grasu	C/G	6-3	301	28	4	Oregon	Los Angeles, Calif.	FA-'19
53	Daren Bates	LB	5-11	225	29	7	Auburn	Olive Branch, Miss.	UFA (OAK)-'17
54	Rashaan Evans	LB	6-2	232	24	2	Alabama	Auburn, Ala.	D1-'18
55	Jayon Brown	LB	6-0	226	24	3	UCLA	Long Beach, Calif.	D5-'17
56	Sharif Finch	OLB	6-4	250	24	2	Temple	Henrico, Va.	FA-'18
58	Harold Landry III	OLB	6-2	252	23	2	Boston College	Spring Lake, N.C.	D2-'18
59	Wesley Woodyard	LB	6-0	233	33	12	Kentucky	LaGrange, Ga.	UFA (DEN)-'14
60	Ben Jones	C	6-3	308	30	8	Georgia	Brent, Ala.	UFA (HOU)-'16
64	Nate Davis	OL	6-3	316	23	R	Charlotte	Ashburn, Va.	D3-'19
66	Kevin Pamphile	G/T	6-5	315	29	6	Purdue	Miami, Fla.	UFA (TB)-'18
71	Dennis Kelly	T/G	6-8	321	29	8	Purdue	Chicago Heights, Ill.	T (PHI)-'16
75	Jamil Douglas	G	6-4	309	27	2	Arizona State	Cypress, Calif.	FA-'18
76	Rodger Saffold III	G	6-5	325	31	10	Indiana	Bedford, Ohio	UFA (LAR)-'19
77	Taylor Lewan	T	6-7	309	28	6	Michigan	Cave Creek, Ariz.	D1-'14
78	Jack Conklin	T	6-6	308	25	4	Michigan State	Plainwell, Mich.	D1-'16
81	Jonnu Smith	TE	6-3	248	24	3	Florida International	Ocala, Fla.	D3b-'17
84	Corey Davis	WR	6-3	209	24	3	Western Michigan	Wheaton, Ill.	D1a-'17
85	MyCole Pruitt	TE	6-2	245	27	4	Southern Illinois	South Bend, Ind.	FA-'18
86	Anthony Firkser	TE	6-2	246	24	2	Harvard	Manalapan, N.J.	FA-'18
90	DaQuan Jones	DL	6-4	322	27	6	Penn State	Johnson City, N.Y.	D4a-'14
92	Matt Dickerson	DE	6-5	292	24	2	UCLA	San Mateo, Calif.	FA-'18
93	Reggie Gilbert	OLB	6-4	260	26	2	Arizona	Laveen, Ariz.	T (GB)-'19
94	Austin Johnson	DL	6-4	314	25	4	Penn State	Galloway, N.J.	D2b-'16
97	Isaiah Mack	DT	6-1	299	23	R	Chattanooga	Tunnel Hill, Ga.	FA-'19
98	Jeffery Simmons	DL	6-4	305	22	R	Mississippi State	Macon, Miss.	D1-'19
99	Jurrell Casey	DT	6-1	305	29	9	Southern California	Long Beach, Calif.	D3-'11
PRACTICE SQUAD (10):									
12	Rashard Davis	WR	5-9	175	24	1	James Madison	Charlottesville, Va.	FA-'19
28	Dalyn Dawkins	RB	5-7	183	24	1	Colorado State	Louisville, Ky.	FA-'18
38	Kenneth Durden	CB	6-1	180	27	2	Youngstown State	Valdosta, Ga.	FA-'18
49	Jamal Davis II	OLB	6-4	240	24	R	Akron	Canton, Ohio	FA-'19
57	Nigel Harris	LB	6-2	225	24	2	South Florida	Tampa, Fla.	FA-'18
62	Daniel Munyer	C	6-1	305	27	3	Colorado	Harbor City, Calif.	FA-'19
72	David Quessenberry	OL	6-5	305	29	2	San Jose State	La Jolla, Calif.	FA-'18
83	Parker Hesse	TE	6-3	261	24	R	Iowa	Waukon, Iowa	FA-'19
95	Amani Bledsoe	DE	6-4	280	21	R	Oklahoma	Lawrence, Kan.	FA-'19
96	Joey Ivie	DT	6-3	301	24	1	Florida	Dade City, Fla.	FA-'19
PRACTICE SQUAD INJURED (1):									
5	Logan Woodside	QB	6-1	213	24	1	Toledo	Frankfort, Ky.	FA-'19
RESERVE/INJURED (8):									
13	Cameron Batson	WR	5-8	175	23	2	Texas Tech	Oklahoma City, Okla.	FA-'18
21	Malcolm Butler	CB	5-11	190	29	6	West Alabama	Vicksburg, Miss.	UFA (NE)-'18
30	Chris Milton	CB	5-11	190	27	4	Georgia Tech	Folkston, Ga.	W (IND)-'19
32	David Fluellen	RB	5-11	224	27	3	Toledo	Lockport, N.Y.	FA-'15
40	Jordan Williams	OLB	6-4	262	26	1	Tennessee	Gainesville, Fla.	FA-'19
42	D'Andre Walker	OLB	6-2	251	22	R	Georgia	College Park, Ga.	D5-'19
82	Delanie Walker	TE	6-2	248	35	14	Central Missouri	Pomona, Calif.	UFA (SF)-'13
91	Cameron Wake	OLB	6-3	263	37	11	Penn State	Hyattsville, Md.	UFA (MIA)-'19

As of Dec. 2, 2019

Active Roster Count: 53

HEAD COACH: MIKE VRABEL

ASSISTANT COACHES: DEAN PEES (defensive coordinator), ARTHUR SMITH (offensive coordinator), CRAIG AUKERMAN (special teams), BRIAN BELL (strength and conditioning assistant), SCOTT BOOKER (defensive assistant), SHANE BOWEN (outside linebackers), KEITH CARTER (offensive line), KERRY COOMBS (secondary), RYAN CROW (defensive assistant), TONY DEWS (running backs), TODD DOWNING (tight ends), MATT EDWARDS (assistant special teams), MONDRAY GEE (strength and conditioning assistant), CHANDLER HENLEY (quality control), TYRONE MCKENZIE (inside linebackers), ROB MOORE (wide receivers), PAT O'HARA (quarterbacks), MATT PEES (quality control), FRANK PIRAINO (strength and conditioning), LUKE STECKEL (offensive assistant), MIKE SULLIVAN (assistant offensive line), TERRELL WILLIAMS (defensive line)

HOW ACQUIRED KEY: FA (free agent), UFA (unrestricted free agent), RFA (restricted free agent), D (draft pick), W (waivers), T (trade)