



DETROIT LIONS

WEEKLY RELEASE



AT



WEEK 9: OAKLAND RAIDERS
NOVEMBER 3 | 4:05 PM



DETROIT LIONS COMMUNICATIONS

NFL.ORG.COM // DETROITLIONS.COM // @LIONS PR @FORDFIELD

222 REPUBLIC DRIVE, ALLEN PARK, MI 48101 313.216.4000 // 2000 BRUSH STREET, DETROIT, MI 48226 313.262.2000

FOOTBALL COMMUNICATIONS

EAMONN REYNOLDS DIRECTOR OF FOOTBALL COMMUNICATIONS
SOLOMON WILLIAMS MANAGER OF FOOTBALL COMMUNICATIONS
GREG MAIOLA COORDINATOR OF FOOTBALL COMMUNICATIONS
MEGAN BOYLE FOOTBALL COMMUNICATIONS ASSISTANT

CORPORATE COMMUNICATIONS

BEN MANGES SR. DIRECTOR OF CORPORATE COMMUNICATIONS
ELLEN TRUDELL CORPORATE COMMUNICATIONS MANAGER
LILLI KHATIBI CORPORATE COMMUNICATIONS COORDINATOR

2019 DETROIT LIONS SCHEDULE REGULAR SEASON (3-3-1)

9/8	at Arizona Cardinals	FOX	T, 27-27 (OT)
9/15	LOS ANGELES CHARGERS	CBS	W, 13-10
9/22	at Philadelphia Eagles	FOX	W, 27-24
9/29	KANSAS CITY CHIEFS	FOX	L, 30-34
10/6	***BYE WEEK***		
10/14	at Green Bay Packers	ESPN#	L, 22-23
10/20	MINNESOTA VIKINGS	FOX	L, 30-42
10/27	NEW YORK GIANTS	FOX	W, 31-26
11/3	at Oakland Raiders	FOX	4:05 p.m.
11/10	at Chicago Bears	CBS	1:00 p.m.
11/17	DALLAS COWBOYS	FOX	1:00 p.m.
11/24	at Washington Redskins	FOX	1:00 p.m.
11/28	CHICAGO BEARS	FOX#	12:30 p.m.
12/8	at Minnesota Vikings	FOX	1:00 p.m.
12/15	TAMPA BAY BUCCANEERS	FOX	1:00 p.m.
12/21 or 12/22	at Denver Broncos	TBD	TBD
12/29	GREEN BAY PACKERS	FOX	1:00 p.m.

Nationally Televised

LIONS ONLINE MEDIA GUIDE

Launched in 2016, the Detroit Lions Media Guide is now also available through a new interactive platform on NFL.ORG.COM. Designed to be a one-stop shop for all users, the new online media guide features standard media guide information, weekly game releases, in-game player tracking features, as well as statistical reports generated directly from NFL GSIS.

USERNAME: Your Email; PASSWORD: LionsMedia

FOOTBALL COMMUNICATIONS CONTACTS

Eamonn Reynolds.....Director of Football Communications
➢ Eamonn.Reynolds@lions.nfl.net
Solomon Williams.....Manager of Football Communications
➢ Solomon.Williams@lions.nfl.net
Greg Maiola.....Coordinator of Football Communications
➢ Greg.Maiola@lions.nfl.net
Megan Boyle.....Football Communications Assistant
➢ Megan.Boyle@lions.nfl.net
Liz Laux.....Football Communications Intern
➢ Elizabeth.Laux@lions.nfl.net
Will Glenn.....Football Communications Intern
➢ William.Glenn@lions.nfl.net

WEEK 9: DETROIT LIONS at OAKLAND RAIDERS

Date:..... Sunday, November 3
Kickoff: 4:05 p.m. ET
Stadium: RingCentral Coliseum
Capacity: 63,200
Playing Surface: Grass

TELEVISION: FOX

Play-By-Play Thom Brennaman
Analyst: Chris Spielman
Sideline: Shannon Spake

LIONS RADIO NETWORK

Flagship: WJR-760 AM
Play-By-Play: Dan Miller
Analyst: Lomas Brown

SERIES BY THE NUMBERS

Regular Season Record vs. Oak	6-6-0
Home Record vs. Oak	4-2-0
Record at Ford Field	2-0-0
Road Record vs. Oak	2-4-0
Record at O.co Coliseum	1-3-0
Last Game (Regular Season):	Det 18 vs. Oak 13 (11/22/15)

2019 STATISTICAL COMPARISON

	DET	Rk	OAK	Rk
OFFENSE				
Points/Game	25.7	12	21.6	17t
Total Offense	379.6	11	371.9	14
Rushing Offense	96.9	22	131.4	7
Passing Offense	282.7	5	240.4	15
3rd Down Offense %	40.8	13	48.8	3
Red Zone Efficiency	61.9	11	58.3	14
Giveaways	9	13t	8	7t
DEFENSE	DET	Rk	OAK	Rk
Points/Game	26.6	26	27.4	28
Total Defense	420.4	31	378.1	25
Rushing Defense	130.7	26	92.9	9
Passing Defense	289.7	32	285.3	30
3rd Down Defense %	47.2	29	47.1	28
Red Zone Efficiency	57.1	19t	66.6	27t
Takeaways	12	9t	5	30



OFFENSIVE TEAM NOTES

STAFFORD'S 100-YARD CLUB

Lions TE **T.J. Hockenson**, WR **Danny Amendola**, WR **Kenny Golladay** and WR **Marvin Jones Jr.** have all produced 100-yard receiving performances this season.

Lions QB **Matthew Stafford** has now connected on 100-yard games with 14 different players since entering the NFL in 2009. Those 14 players have combined to produce 76 individual 100-yard games under Stafford.

100-YARD GAMES WITH QB MATTHEW STAFFORD

Player	First 100-Yard Game	Total Count
Calvin Johnson	2009	37
Golden Tate	2014	13
Marvin Jones Jr.*	2016	7
Kenny Golladay*	2018	6
Brandon Pettigrew	2011	2
Nate Burleson	2010	2
Danny Amendola*	2019	2
Ryan Broyles	2012	1
Reggie Bush	2013	1
T.J. Hockenson*	2019	1
Lance Moore	2015	1
Brandon Powell	2018	1
Kevin Smith	2009	1
Titus Young	2012	1

* = Player is on Active Roster



CATCHING HISTORY

This Lions have produced seven individual 100-yard receiving performances through seven games played for only the second time in franchise history, with the only other occurrence happening in 1997. The only other teams in the NFL to have at least seven individual 100-yard receiving performances are the Atlanta Falcons and Los Angeles Rams, though those teams have each played eight games this season.

In Weeks 1-3, the Lions had four different players produce a game with at least 100 receiving yards and one receiving touchdown. This marked the first time in NFL history that a team has had four different receivers total a 100-yard, one-touchdown game through the first three weeks of a season.

The most recent occurrence of a team having four different players post a 100-yard receiving game through the first three weeks of a season was the New England Patriots in 2011.

LIONS 100-YARD RECEIVING PERFORMANCES, 2019 SEASON

Week	Player	Pos.	Rec.	Yds.	Avg.	TDs
1	Danny Amendola	WR	7	104	14.9	1
1	T.J. Hockenson	TE	6	131	21.8	1
2	Kenny Golladay	WR	8	117	14.6	1
3	Marvin Jones Jr.	WR	6	101	16.8	1
6	Kenny Golladay	WR	5	121	24.2	0
7	Danny Amendola	WR	8	105	13.1	0
8	Kenny Golladay	WR	6	123	20.5	2



Amendola Hockenson Golladay Jones Jr.

Golladay has three individual 100-yard receiving games through the first seven games of the season. The last Lions player to do so was WR Golden Tate in the 2014 season.



OFFENSIVE TEAM NOTES

HALL ABOUT IT

Lions WR **Marvin Hall** has recorded five receptions for 201 yards (40.2 avg.) and one touchdown this season.

His five receptions have resulted in gains of 13 yards, 34 yards, 47 yards, 49 yards and 58 yards, with his 49-yard reception resulting in a touchdown. He has one reception of at least 30 yards in each of his last four games.

Hall has recorded a reception of 45-plus yards in three-straight games, becoming the first Lions player to do so since WR Bill Schroeder in 2002.

The last player in the NFL to average at least 40 yards per reception and score a touchdown on his first five receptions of a season was Saints WR Joe Morgan in 2012.

Among players with at least five receptions, his 40.2 yards-per-reception average leads the NFL.

HIGHEST RECEIVING AVERAGE (5 REC. MINIMUM), 2019 NFL LEADERS

Rank	Player	Team	Rec.	Yds.	Avg.	TDs
1	Marvin Hall	DET	5	201	40.2	1
2	Devin Smith	DAL	5	113	22.6	1
3	Richie James	SF	5	108	21.6	1
4	Josh Reynolds	LAR	5	107	21.4	1
5	John Ross	CIN	16	328	20.5	3



McKISSIC MAKING MOVES

Lions RB **J.D. McKissic** has been a dual-threat this season, rushing 16 times for 108 yards (6.8 avg.) and hauling in 10 receptions for 75 yards (7.5 avg.).

Among players with at least 15 rushing attempts this season, his 6.75 yards per attempt average is the fifth-highest in the NFL. The total ranks as the most by an NFC running back as well.

HIGHEST YARDS PER CARRY AVERAGE (15 RUSH MINIMUM), 2019 NFL LEADERS

Rank	Player	Pos.	Team	Att.	Yds.	Avg.
1	Devin Singletary	RB	BUF	20	172	8.60
2	Justin Jackson	RB	LAC	18	142	7.89
3	Lamar Jackson	QB	BAL	83	576	6.94
4	Dak Prescott	QB	DAL	24	163	6.79
5	J.D. McKissic	RB	DET	16	108	6.75



not your Typical rookie

Lions rookie RB **Ty Johnson** has rushed 30 times for 108 yards (3.6 avg.) and has caught nine passes for 48 yards (5.3 avg.).

He is one-of-five rookies in the NFL to have at least 100 rushing yards and 45 receiving yards through Week 8.

ROOKIES WITH AT LEAST 100 RUSHING YDS. & 45 REC. YDS., 2019 NFL SEASON

Player	Team	Rush Yds.	Rec. Yds.	Scrim. Yds.
Ty Johnson	DET	108	48	156
Josh Jacobs	OAK	620	102	722
David Montgomery	CHI	366	97	463
Miles Sanders	PHI	294	274	568
Devin Singletary	BUF	172	58	230

OFFENSIVE TEAM NOTES

WINNING THE BATTLE

The Lions have a plus-three turnover ratio, tied for the eighth-best in the NFL through Week 8. They have thrown four interceptions and lost five fumbles, but have recorded three interceptions and nine fumble recoveries.

BEST TURNOVER RATIO, 2019 NFL SEASON

Rank	Team	TAs	GAs	TO Ratio
1	New England	25	8	+17
2	Pittsburgh	19	9	+10
3t	Seattle	15	8	+7
3t	Tennessee	13	6	+7
3t	Green Bay	14	7	+7
6t	Carolina	16	12	+4
6t	San Francisco	16	12	+4
8t	Detroit	12	9	+3
8t	New Orleans	9	6	+3
8t	Kansas City	11	8	+3
8t	Chicago	11	8	+3
8t	Arizona	7	4	+3
8t	Minnesota	13	10	+3



QUARTERLY REPORT

The Lions have scored points in 17 consecutive quarters, tied with the Vikings for the longest active streak in the NFL.

This is the first time the Lions have produced points in 17-straight quarters since running a streak of 19-straight quarters from Nov. 11, 2012 through Dec. 9, 2012.

STARTING FAST

Of the Lions' 180 points scored this season, 61 have come in the first quarter of games, resulting in 33.9% of their total.

Their 61 first quarter points this season tie as the third-most in the NFL.

MOST 1ST QUARTER POINTS, 2019 NFL SEASON

Rank	Team	Games	Pts.
1	New England	8	87
2	Green Bay	8	63
3t	Detroit	7	61
3t	Baltimore	7	61
5	San Francisco	7	52



POSITIVE PLAYS ONLY

Including sacks, the Lions have only had 34 plays result in negative yardage on 454 offensive plays. Their 34 negative plays tie as the fifth-fewest in the NFL this season.

FEWEST NEGATIVE PLAYS ALLOWED (SACKS INCLUDED), 2019 NFL SEASON

Rk	Tm	Off. Plays	Neg. Rush	Neg. Pass	Sacked	Neg. Plays
1	OAK	422	12	3	8	23
2	DAL	457	13	1	10	24
3	PIT	393	13	6	7	26
4	NO	512	14	5	12	31
5t	DET	454	16	2	16	34
5t	SF	473	19	4	11	34
5t	BUF	446	12	2	20	34

OFFENSIVE TEAM NOTES

STAYING ON THE FIELD

The Lions have only gone three-and-out on 11 of their 81 possessions this season, which accounts for only 13.6% of their drives.

FEWEST 3-&-OUTS, 2019 NFL SEASON

Rank	Team	Drives	3-&-Outs	3-&-Out %
1t	Kansas City	83	9	10.8
1t	San Francisco	84	9	10.7
1t	Houston	85	9	10.6
4t	Baltimore	75	10	13.3
4t	Dallas	74	10	13.5
6t	Detroit	81	11	13.6
5t	Minnesota	86	11	12.8

BEST 3-&-OUT %, 2019 NFL SEASON

Rank	Team	Drives	3-&-Outs	3-&-Out %
1	Houston	85	9	10.6
2	San Francisco	84	9	10.7
3	Kansas City	83	9	10.8
4	Minnesota	86	11	12.8
5t	Philadelphia	90	12	13.3
5t	Baltimore	75	10	13.3
7	Dallas	74	10	13.5
8	Detroit	81	11	13.6
9	Atlanta	83	13	15.7
10	New Orleans	85	14	16.5

PASSING THE MARK

The Lions are averaging 7.44 net yards per pass this season, the fifth-highest total in the NFL through Week 8.

MOST NET YARDS PER PASS, 2019 NFL SEASON

Rank	Team	Net Passing Yds.	Attempts	Net Yds./Pass
1	DAL	2,043	238	8.24
2	MIN	1,891	215	8.22
3	KC	2,476	297	8.04
4	SEA	2,023	250	7.52
5	DET	1,979	250	7.44

NETTING SUCCESS

The Lions are averaging 282.7 net passing yards per game this season, the fifth-highest mark in the NFL.

MOST NET PASSING YARDS PER GAME, 2019 NFL SEASON

Rank	Team	Games	Net Passing Yds.
1	Atlanta	8	317.0
2	Kansas City	8	309.5
3	Dallas	7	291.9
4	L.A. Rams	8	287.3
5	Detroit	7	282.7

BOMBS AWAY

The Lions have completed 33 passes of 20-or-more yards through Week 8, tied for the fifth-most in the NFL.

MOST 20+ YARD PASSES COMPLETED, 2019 NFL SEASON

Rank	Team	Games	Cmp.	20+ Yd. Cmp.
1t	Kansas City	8	191	37
1t	New England	8	203	37
3	L.A. Rams	8	193	35
4	Green Bay	8	185	34
5t	Detroit	7	161	33
5t	Seattle	8	171	33



OFFENSIVE TEAM NOTES

BRINGING THEM BACK

Since entering the NFL in 2009, Lions QB **Matthew Stafford** has engineered 34 game-winning drives when trailing or tied in the fourth quarter or overtime, the second-most in the NFL in that span. In that same period, he's had 28 fourth quarter comebacks, the most in the NFL over the past 11 seasons.

MOST 4TH QUARTER COMEBACKS, NFL SINCE 2009

Rank	Player	Team(s)	Count
1	Matthew Stafford	DET	28
2t	Drew Brees	NO	26
2t	Matt Ryan	ATL	26

MOST GAME-WINNING DRIVES, NFL SINCE 2009

Rank	Player	Team(s)	Count
1	Drew Brees	NO	35
2	Matthew Stafford	DET	34
3	Matt Ryan	ATL	33



GOOD FOR 1,000

The Lions are 1-of-2 teams in the NFL (Atlanta) to have at least one 1,000-yard wide receiver in each of the last nine seasons (2010-18).

LIONS 1,000-YARD WRs SINCE 2010

Player	Year	Rec.	Yds.	Avg.	TDs
Kenny Golladay	2018	70	1,063	15.19	5
Marvin Jones Jr.	2017	61	1,101	18.05	9
Golden Tate	2017	92	1,003	10.90	5
Golden Tate	2016	91	1,077	11.84	4
Calvin Johnson	2015	88	1,214	13.80	9
Calvin Johnson	2014	71	1,077	15.17	8
Golden Tate	2014	99	1,331	13.44	4
Calvin Johnson	2013	84	1,492	17.76	12
Calvin Johnson	2012	122	1,964	16.10	5
Calvin Johnson	2011	96	1,681	17.51	16
Calvin Johnson	2010	77	1,120	14.55	12

ONE FOR THE RECORD BOOKS

Lions TE **T.J. Hockenson** and WR **Danny Amendola** each recorded 100 receiving yards in their debuts with the team in Week 1. This marks the first time two NFL teammates making their franchise debuts each topped 100 receiving yards since RB Tony Teresa and RB Jack Larscheid did so for the Oakland Raiders on Sept. 11, 1960.

This also marks only the third time in Lions history that a tight end and wide receiver have each topped 100 yards in the same game. The most recent occurrence came on Jan. 1, 2012 at Green Bay, with TE Brandon Pettigrew having 116 yards and WR Calvin Johnson having 244 yards. The first such game in franchise history came on Sept. 25, 2011, with Pettigrew having 112 yards and Johnson hauling in 108 yards at Minnesota.

DUAL THREAT

Lions WRs **Kenny Golladay** and **Marvin Jones Jr.** are the only set of teammates to accumulate at least 120 receptions, a 15.0 yards per reception average and 14 receiving touchdowns over the last three seasons.

PLAYERS WITH AT LEAST 120 REC., 15.0 YARDS/REC. & 14 TDs, 2017-19 NFL SEASONS

Player	Team	Rec.	Avg.	TDs
Kenny Golladay	DET	129	15.88	14
Marvin Jones Jr.	DET	130	15.52	19
Julio Jones	ATL	251	15.27	15
T.Y. Hilton	IND	165	15.73	15
Tyreek Hill	KC	178	16.34	22
Mike Evans	TB	195	16.34	19



INDIVIDUAL PLAYER NOTES – MATTHEW STAFFORD

BREAKING IT DOWN

Lions QB **Matthew Stafford** has completed 161-of-250 passes for 2,093 yards and 16 touchdowns through Week 8. Thirty-one of the team's completions have gone for 21-plus yards, which ranks as the fifth-most in the NFL.

LIONS PASSING BREAKDOWN, 2019 SEASON

Comp.	0-6 Yds.	6-10 Yds.	11-20 Yds.	21+ Yds.	Yds./Rec.
161	33	54	43	31	13.0

MOST COMPLETIONS OF 21+ YARDS, 2019 NFL LEADERS

Rank	Team	Comp.	21+ Yds.	21+ Yds. Comp. %
1	KC	191	36	18.8
2t	LAR	193	34	17.6
2t	GB	185	34	18.4
4	NE	203	33	16.3
5	DET	161	31	19.3



On 250 attempts this season, Stafford has thrown 101 passes that have resulted in first downs. This results in 40.4% of his passes producing first downs, the third-highest mark in the league.

HIGHEST FIRST DOWN PERCENTAGE, 2019 NFL SEASON

Rank	Player	Team	Att.	1st Downs	1st Down %
1	Jimmy Garoppolo	SF	189	79	41.8
2	Deshaun Watson	HOU	274	113	41.2
3	Matthew Stafford	DET	250	101	40.4
4	Dak Prescott	DAL	238	96	40.3
5	Jameis Winston	TB	263	105	39.9

AIRING IT OUT

Lions QB **Matthew Stafford** is averaging 299.0 passing yards per game, the fourth-most in the NFL through Week 8. His 16 passing touchdowns tie for the second-most in the NFL.

MOST PASSING YARDS PER GAME, 2019 NFL SEASON

Rk	Player	Team	Games	Yds.	Yds./Gm
1	Patrick Mahomes	KC	7	2,180	311.4
2	Matt Ryan	ATL	7	2,170	310.0
3	Dak Prescott	DAL	7	2,123	303.3
4	Matthew Stafford	DET	7	2,093	299.0
5	Jameis Winston	TB	7	2,072	296.0

MOST PASSING TOUCHDOWNS, 2019 NFL SEASON

Rk	Player	Team	Games	Yds.	TDs
1	Russell Wilson	SEA	8	2,127	17
2t	Matthew Stafford	DET	7	2,093	16
2t	Deshaun Watson	HOU	8	2,231	16
2t	Aaron Rodgers	GB	8	2,324	16

Stafford is averaging 13.00 yards per completion this season, the third-highest total in the NFL.

MOST YARDS PER COMPLETION, 2019 NFL LEADERS

Rank	Player	Team	Cmp.	Yds.	Yds./Cmp.
1	Patrick Mahomes	KC	157	2,180	13.89
2	Jameis Winston	TB	153	2,072	13.54
3	Matthew Stafford	DET	161	2,093	13.00
4	Kirk Cousins	MIN	155	1,997	12.88
5	Baker Mayfield	CLE	132	1,690	12.80

Stafford has four games with at least three touchdown passes this season, tied for the most in the NFL. His five touchdown passes of 30-plus yards tie for the second-most in the NFL.

MOST GAMES WITH AT LEAST 3 PASSING TOUCHDOWNS, 2019 NFL SEASON

Rank	Player	Team	Games	Count
1t	Matthew Stafford	DET	7	4
1t	Patrick Mahomes	KC	7	4
1t	Matt Ryan	ATL	7	4
1t	Deshaun Watson	HOU	8	4

MOST TOUCHDOWN PASSES OF 30+ YARDS, 2019 NFL SEASON

Rank	Player	Team	Games	Count
1	Patrick Mahomes	KC	7	7
2t	Matthew Stafford	DET	7	5
2t	Aaron Rodgers	GB	8	5



INDIVIDUAL PLAYER NOTES – MATTHEW STAFFORD

FOLLOW THE LEADER

Lions QB **Matthew Stafford** has thrown for 2,093 yards this season, with 1,449 of those passing yards coming at the point of the catch (69.2%).

His 1,449 passing yards at the point of the catch ranks first in the NFL, with his average of 9.0 yards at the point of the catch per reception tying as the NFL-lead.

MOST PASSING YARDS AT THE POINT OF THE CATCH, 2019 NFL LEADERS

Rk	Player	Team	Gms	Passing Yds.	Yards at Catch
1	Matthew Stafford	DET	7	2,093	1,449
2	Jared Goff	LAR	8	2,367	1,442
3	Russell Wilson	SEA	8	2,127	1,411
4	Philip Rivers	LAC	8	2,315	1,403
5	Jameis Winston	TB	7	2,072	1,272

Stafford threw for 364 yards and four touchdowns in Week 7 vs. Minnesota, and had 342 passing yards and three touchdowns in Week 8 vs. the New York Giants. He and Packers QB Aaron Rodgers enter Week 9 as the only quarterbacks to throw for at least 340 yards and three touchdowns in each of their last two games.



Stafford has thrown for 16 touchdown passes on 250 pass attempts this season, resulting in 6.4% of his throws going for touchdowns. His 6.4 touchdown percent ranks as the third-highest in the NFL, behind only Steelers QB Mason Rudolph (6.9%) and Seahawks QB Russell Wilson (6.8%).

HIGHEST TD PERCENT, 2019 NFL LEADERS

Rank	Player	Team	Games	Att.	TDs	TD %
1	Mason Rudolph	PIT	5	130	9	6.9
2	Russell Wilson	SEA	8	250	17	6.8
3	Matthew Stafford	DET	7	250	16	6.4
4	Patrick Mahomes	KC	7	241	15	6.2
5	Jacoby Brissett	IND	7	231	14	6.1

AMONG THE BEST

Stafford ranks fifth in the NFL with an average of 8.37 yards per pass attempt this season.

MOST YARDS PER ATTEMPT, 2019 NFL SEASON

Rank	Player	Team	Games	Att.	Yds.	Yds./Att.
1	Kirk Cousins	MIN	8	215	1,997	9.29
2	Patrick Mahomes	KC	7	241	2,180	9.05
3	Dak Prescott	DAL	7	238	2,123	8.92
4	Russell Wilson	SEA	8	250	2,127	8.51
5	Matthew Stafford	DET	7	250	2,093	8.37



Stafford's passer rating of 105.3 ranks as the sixth-highest in the NFL.

HIGHEST PASSER RATING, 2019 NFL SEASON

Rk	Player	Tm	Games	Yds.	TDs	INTs	Rat.
1	Russell Wilson	SEA	8	2,127	17	1	115.5
2	Kirk Cousins	MIN	8	1,997	13	3	115.2
3	Patrick Mahomes	KC	7	2,180	15	1	113.1
4	Aaron Rodgers	GB	8	2,324	16	2	106.7
5	Deshaun Watson	HOU	8	2,231	16	5	105.7
6	Matthew Stafford	DET	7	2,093	16	4	105.3

INDIVIDUAL PLAYER NOTES – MATTHEW STAFFORD

HISTORY IN THE MAKING



Lions QB **Matthew Stafford** has started 135 consecutive games, the second-longest active streak among NFL quarterbacks and the sixth-longest streak in NFL history.

MOST CONSECUTIVE STARTS, ACTIVE NFL QBs

Rank	Player	Team(s)	Count
1	Philip Rivers	LAC	216
2	Matthew Stafford	DET	135
3	Russell Wilson	SEA	120
4	Kirk Cousins	WAS/MIN	72
5	Dak Prescott	DAL	55

MOST CONSECUTIVE STARTS BY QBs, NFL HISTORY

Rk	Player	Team(s)	Start	End	Count
1	Brett Favre	GB/NYJ/MIN	9/27/1992	12/5/2010	297
2	Philip Rivers*	LAC	9/11/2006	Active	216
3	Eli Manning	NYG	11/21/2004	11/23/2017	210
4	Peyton Manning	IND	9/6/1998	1/2/2011	208
5	Matt Ryan	ATL	12/20/2009	10/20/2019	163
6	Matthew Stafford*	DET	9/11/2011	Active	135

* = Streak is active

In Week 8 vs. the New York Giants, Stafford threw for 342 yards and three touchdowns. This marked his 21st game with at least 300 yards and three touchdowns since entering the NFL in 2009.

MOST GAMES WITH 300+ YARDS & 3 TDs, NFL SINCE 2009

Rank	Player	Team(s)	W	L	T	Count
1	Drew Brees	NO	35	13	0	48
2	Tom Brady	NE	33	4	0	37
3	Aaron Rodgers	GB	25	6	0	31
4t	Peyton Manning	IND/DEN	22	4	0	26
4t	Ben Roethlisberger	PIT	17	9	0	26
6	Philip Rivers	LAC	16	7	0	23
7	Matthew Stafford	DET	13	7	1	21
8	Matt Ryan	ATL	11	8	0	19

LEAVING HIS LEGACY

Lions QB **Matthew Stafford** reached 40,000 passing yards in his career quicker than any other player in NFL history in Week 7 vs. Minnesota.

In Week 8 vs. the New York Giants, Stafford finished the second half of the game 12-12 (100%) for 148 yards and two touchdowns. This marks the first time Stafford has completed a single half with a 100-percent completion percentage when attempting at least 10 passes.

Stafford ranks among the all-time greats in several passing categories.

MOST PASSING YARDS PER GAME, NFL HISTORY (100 GAME MINIMUM)

Rank	Player	Games	Att./G	Comp./G	Yds./G	TDs
1	Drew Brees*	267	36.9	24.9	281.7	525
2	Matthew Stafford*	148	38.2	23.9	274.5	253
3	Peyton Manning	266	35.3	23.0	270.5	539
4	Matt Ryan*	181	35.8	23.5	270.1	310
5	Tom Brady*	277	34.9	22.4	262.7	530

MOST GAMES WITH 375+ PASSING YARDS, NFL HISTORY

Rank	Player	Team(s)	Count
1	Drew Brees	SD/NO	36
2	Peyton Manning	IND/DEN	22
3	Ben Roethlisberger	PIT	21
4	Tom Brady	NE	20
5t	Dan Marino	MIA	18
5t	Philip Rivers	LAC	18
7	Matthew Stafford	DET	15

MOST CONS. SEASONS WITH 550+ PASS ATTEMPTS, NFL HISTORY

Rank	Player	Team(s)	From	To	Streak
1	Matthew Stafford*	DET	2011	2018	8
2	Drew Brees	NO	2010	2016	7
3t	Eli Manning*	NYG	2013	2018	6
3t	Matt Ryan	ATL	2010	2015	6

MOST CONS. SEASONS WITH 350+ PASS COMPLETIONS, NFL HISTORY

Rank	Player	Team(s)	From	To	Streak
1	Drew Brees*	NO	2006	2018	13
2	Matthew Stafford*	DET	2011	2018	8
3t	Tom Brady	NE	2011	2015	5
3t	Eli Manning*	NYG	2014	2018	5
3t	Matt Ryan	ATL	2012	2016	5

* = Active Streak



INDIVIDUAL PLAYER NOTES – MATTHEW STAFFORD

ELEVATING IN NO. 11

Lions QB **Matthew Stafford** is currently in his 11th NFL season in 2019 and can climb several charts by the season's end.

PASSING YARDS THROUGH 11 SEASONS, NFL HISTORY

Rank	Player	Team	Passing Yards
1	Matt Ryan	ATL	46,720
2	Peyton Manning	IND	45,628
3	Drew Brees	SD/NO	40,742
4	Dan Marino	MIA	40,720
5	Matthew Stafford	DET	40,619
6	Eli Manning	NYG	39,755
7	Ben Roethlisberger	PIT	39,057
8	Brett Favre	ATL/GB	38,627

PASSING TDs THROUGH 11 SEASONS, NFL HISTORY

Rank	Player	Team	Passing TDs
1	Peyton Manning	IND	333
2	Dan Marino	MIA	298
3	Matt Ryan	ATL	295
4	Brett Favre	ATL/GB	287
5	Drew Brees	SD/NO	281
6	Tom Brady	NE	261
7	Eli Manning	NYG	259
8	Aaron Rodgers	GB	257
9	Matthew Stafford	DET	253
10	Philip Rivers	LAC	252

COMPLETIONS THROUGH 11 SEASONS, NFL HISTORY

Rank	Player	Team	Completions
1	Matt Ryan	ATL	4,052
2	Peyton Manning	IND	3,839
3	Drew Brees	SD/NO	3,613
4	Matthew Stafford	DET	3,533
5	Joe Flacco	BAL	3,499



STAFFORD'S BIG GAMES

Stafford is the Lions' leader in nearly every single-season and franchise record, and is well-positioned to finish among the NFL's elite through season No. 11.



MULTI-TD GAMES THROUGH 11 SEASONS, NFL HISTORY

Rank	Player	Team	Games
1	Peyton Manning	IND	101
2t	Brett Favre	GB	91
2t	Matt Ryan	ATL	91
4	Dan Marino	MIA	90
5	Drew Brees	SD/NO	86
6t	Tom Brady	NE	82
6t	Philip Rivers	SD	82
8t	Matthew Stafford	DET	79
8t	Aaron Rodgers	GB	79
10	Tony Romo	DAL	77

300-YARD GAMES THROUGH 11 SEASONS, NFL HISTORY

Rank	Player	Team	Total
1	Drew Brees	SD/NO	57
2	Matt Ryan	ATL	53
3	Kurt Warner	STL/NYG/ARI	48
4	Peyton Manning	IND	47
5t	Matthew Stafford	DET	45
5t	Tony Romo	DAL	45
7t	Dan Marino	MIA	44
7t	Warren Moon	HOU/MIN	44
9	Aaron Rodgers	GB	43

400-YARD GAMES THROUGH 11 SEASONS, NFL HISTORY

Rank	Player	Team	Total
1	Dan Marino	MIA	10
2	Matthew Stafford	DET	8
3t	Drew Brees	NO	7
3t	Peyton Manning	IND	7
3t	Carson Palmer	CIN/OAK/ARI	7
3t	Ben Roethlisberger	PIT	7



CLIMBING THE LADDER

MATTHEW STAFFORD CONTINUES TO REACH HISTORICAL MILESTONES THROUGHOUT HIS CAREER

ALL-TIME PASSING YARDS

Lions QB **Matthew Stafford** ranks 19th in NFL history with 40,619 career passing yards. (^ = active / * = Hall of Famer)

MOST PASSING YARDS, NFL HISTORY

Rk	Player	Gms	Cmp.	Att.	Yds.	TDs	INTs	Rt.
1	Drew Brees [^]	267	6,655	9,874	75,218	525	236	97.8
2	Tom Brady [^]	277	6,204	9,684	72,765	530	175	97.5
3	Peyton Manning	266	6,125	9,380	71,940	539	251	96.5
4	Brett Favre [*]	302	6,300	10,169	71,838	508	336	86.0
5	Dan Marino [*]	242	4,967	8,358	61,361	420	252	86.4
6	Philip Rivers [^]	220	4,720	7,305	56,971	386	185	95.5
7	Ben Roethlisberger [^]	218	4,651	7,230	56,545	363	191	94.0
8	Eli Manning [^]	234	4,860	8,061	56,537	362	241	84.1
9	John Elway [*]	234	4,123	7,250	51,475	300	226	79.9
10	Warren Moon [*]	208	3,988	6,823	49,325	291	233	80.9
11	Matt Ryan [^]	181	4,254	6,486	48,890	310	141	95.0
12	Fran Tarkenton [*]	246	3,686	6,467	47,003	342	266	80.4
13	Carson Palmer	182	3,941	6,307	46,247	294	187	87.9
14	Vinny Testaverde	233	3,787	6,701	46,233	275	267	75.0
15	Aaron Rodgers [^]	173	3,745	5,775	45,268	354	82	103.3
16	Drew Bledsoe	194	3,839	6,717	44,611	251	206	77.1
17	Dan Fouts [*]	181	3,297	5,604	43,040	254	242	80.2
18	Kerry Collins	198	3,487	6,261	40,922	208	196	73.8
19	Matthew Stafford[^]	148	3,533	5,655	40,619	253	133	89.2
20	Joe Montana [*]	192	3,409	5,391	40,551	273	139	92.3



250 TDs & 40,000 YARDS

In what marked his 147th-career game in Week 7 vs. Minnesota, Stafford reached 40,000 career passing yards and 250 passing touchdowns. He became the quickest quarterback in NFL history to reach 40,000 passing yards and the seventh-quickest to reach 250 passing touchdowns.

LOWEST INTERCEPTION %

Stafford has only thrown 133 career interceptions on 5,655 pass attempts, accounting for only 2.35 percent of his passes being intercepted. This mark ranks as the 13th-lowest in NFL history.

LOWEST INTERCEPTION %, NFL HISTORY

Rk	Player	Gms	Att.	TDs	INTs	INT %
1	Aaron Rodgers	173	5,775	354	82	1.42
2	Tom Brady	277	9,684	530	175	1.81
3	Russell Wilson	120	3,511	213	64	1.82
4	Derek Carr	85	3,019	133	58	1.92
5	Alex Smith	166	4,941	193	101	2.04
6	Sam Bradford	83	2,967	103	61	2.06
7	Neil O'Donnell	125	3,229	120	68	2.11
8	Matt Ryan	181	6,486	310	141	2.17
9	Donovan McNabb	167	5,374	234	117	2.18
10	Jeff Garcia	125	3,676	161	83	2.26
11	Mark Brunell	193	4,640	184	108	2.33
12	Kirk Cousins	86	2,917	142	68	2.33
13	Matthew Stafford	148	5,655	253	133	2.35

FEWEST GAMES NEEDED TO REACH 40,000 PASSING YARDS, NFL HISTORY

Rk	Player	Gms	Cmp.	Att.	Yds.	TDs	INTs	Rt.
1	Matthew Stafford	147	3,508	5,623	40,277	250	132	89.0
2	Dan Marino	151	3,487	5,363	40,073	253	122	93.6
3	Drew Brees	152	3,562	5,405	40,046	272	143	93.6
4	Dan Marino	153	3,169	5,353	40,024	295	166	88.0

FEWEST GAMES NEEDED TO REACH 250 PASSING TDs, NFL HISTORY

Rk	Player	Gms	Cmp.	Att.	Yds.	TDs	INTs	Rt.
1	Aaron Rodgers	121	2,522	3,865	31,262	250	61	105.1
2	Dan Marino	128	2,643	4,478	33,458	250	142	87.8
3	Peyton Manning	132	2,855	4,473	34,301	250	131	93.7
4t	Tom Brady	141	2,929	4,603	33,873	252	103	94.7
4t	Brett Favre	141	2,917	4,784	33,787	250	154	86.3
6	Drew Brees	145	3,357	5,121	37,743	253	140	92.5
7t	Matthew Stafford	147	3,508	5,623	40,277	250	132	89.0
7t	Johnny Unitas	147	2,194	3,976	32,181	250	182	83.7
9	Philip Rivers	148	3,005	4,644	36,364	252	120	96.0
10	Matt Ryan	150	3,465	5,334	39,858	251	121	93.6



INDIVIDUAL PLAYER NOTES – KENNY GOLLADAY

BREAK A LEG, KENNY G

Lions WR **Kenny Golladay** has recorded 31 receptions for 508 yards (16.4 avg.) and six touchdowns through seven games played this season.

His six receiving touchdowns this season are tied for the NFL-lead.

MOST RECEIVING TOUCHDOWNS, 2019 NFL SEASON

Rk	Player	Team	Games	Rec.	Yds.	Avg.	TDs
1t	Kenny Golladay	DET	7	31	508	16.4	6
1t	DJ Chark	JAX	8	39	660	16.9	6
1t	Mike Evans	TB	7	38	662	17.4	6
1t	Chris Godwin	TB	7	47	705	15.0	6
1t	Adam Thielen	MIN	7	27	391	14.5	6

Golladay is one-of-four players, and one of only three wide receivers, to produce multiple multi-touchdown receiving games this season.

MOST MULTI-TOUCHDOWN RECEIVING GAMES, 2019 NFL SEASON

Rank	Player	Team	Pos.	Games	Count
1t	Kenny Golladay	DET	WR	7	2
1t	Mike Evans	TB	WR	7	2
1t	Chris Godwin	TB	WR	7	2
1t	Darren Fells	HOU	TE	8	2

Golladay has produced three 100-yard receiving games through seven games, tied for the sixth-most 100-yard games this season.

MOST 100-YARD RECEIVING GAMES, 2019 NFL SEASON

Rank	Player	Team	Games	Count
1	Cooper Kupp	LAR	8	5
2t	Stefon Diggs	MIN	8	4
2t	Chris Godwin	TB	7	4
2t	Julio Jones	ATL	8	4
2t	Michael Thomas	NO	8	4
6t	Kenny Golladay	DET	7	3
6t	Amari Cooper	DAL	7	3
6t	DeAndre Hopkins	HOU	8	3

Among players with at least 30 receptions, Golladay's 16.4 receiving average is the fifth-highest in the NFL.

HIGHEST RECEIVING AVERAGE (30 RECEPTION MINIMUM), 2019 NFL SEASON

Rk	Player	Team	Games	Rec.	Yds.	Avg.	TDs
1	Stefon Diggs	MIN	8	37	706	19.1	4
2	Mike Evans	TB	7	38	662	17.4	6
3	DJ Chark	JAX	8	39	660	16.9	6
4	Jarvis Landry	CLE	7	30	504	16.8	0
5	Kenny Golladay	DET	7	31	508	16.4	6

FIRST THING'S FIRST



Golladay's 78.3 first down percentage over the course of his career is the highest among all Lions receivers with at least 50 receptions since 1991. This season, 27 of Golladay's 31 receptions have resulted in first downs, with his first down percentage of 87.1 ranking as the second-highest in the NFL.

HIGHEST FIRST DOWN % (MIN. 50 REC., SINCE 1991), LIONS HISTORY

Rk	Player	Gms	Rec.	Yds.	1st Downs	1st Down %
1	Kenny Golladay	33	129	2,048	101	78.3
2	Calvin Johnson	135	731	11,619	555	75.9
3	Willie Green	47	100	1,640	74	74.0
4	Scotty Anderson	34	54	858	39	72.2
5	Marvin Jones Jr.	47	185	2,948	133	71.9

FIRST DOWN % LEADERS, 2019 NFL SEASON

Rk	Player	Pos.	Tm	Rec.	1st Downs	1st Down %
1	Chris Godwin	WR	TB	47	41	87.2
2	Kenny Golladay	WR	DET	31	27	87.1
3	Terry McLaurin	WR	WAS	28	24	85.7
4	DeVante Parker	WR	MIA	18	15	83.3
5	Chris Conley	WR	JAX	21	17	81.0

FIRST DOWN % LEADERS (70 REC. MINIMUM), 2018 NFL SEASON

Rk	Player	Pos.	Tm	Rec.	1st Downs	1st Down %
1	Mike Evans	WR	TB	86	69	80.2
2	Kenny Golladay	WR	DET	70	56	80.0
3	Robert Woods	WR	LAR	86	66	76.7
4	T.Y. Hilton	WR	IND	76	55	72.4
5	Tyler Boyd	WR	CIN	76	54	71.1



INDIVIDUAL PLAYER NOTES – KENNY GOLLADAY

BLOSSOMING IN YEAR 3

Lions WR **Kenny Golladay** is currently in his third NFL season, and is cementing himself in team history as one of the most productive players through his tenure.

MAKE WAY FOR GOLLADAY

Golladay is averaging 62.1 yards per game in his career, the third-most among Lions players who have appeared in at least 30 games.

MOST RECEIVING YARDS THROUGH 3 SEASONS, LIONS HISTORY

Rank	Player	Seasons	Rec.	Yds.	TDs
1	Calvin Johnson	2007-09	193	3,071	21
2	Roy Williams	2004-06	181	2,814	23
3	Gail Cogdill	1960-62	141	2,589	14
4	Germane Crowell	1998-00	140	2,232	13
5	Cloyce Box	1949-52	107	2,209	30
6	Kenny Golladay	2017-19	129	2,048	14

MOST RECEPTIONS THROUGH 3 SEASONS, LIONS HISTORY

Rank	Player	Seasons	Rec.	Yds.	TDs
1	Calvin Johnson	2007-09	193	3,071	21
2	Brandon Pettigrew	2009-11	184	1,845	11
3	Roy Williams	2004-06	181	2,814	23
4	James Jones	1983-85	168	1,463	9
5	Gail Cogdill	1960-62	141	2,589	14
6	Germane Crowell	1998-00	140	2,232	13
7	Richard Johnson	1989-90	134	1,818	14
8	Eric Ebron	2014-16	133	1,496	7
9	Kenny Golladay	2017-19	129	2,048	14

MOST RECEIVING TDs THROUGH 3 SEASONS, LIONS HISTORY

Rank	Player	Seasons	Rec.	Yds.	TDs
1	Cloyce Box	1949-52	107	2,209	30
2	Roy Williams	2004-06	181	2,814	23
3	Calvin Johnson	2007-09	193	3,071	21
4	Leon Hart	1950-52	98	1,425	17
5t	Johnnie Morton	1994-96	102	1,343	15
5t	Dorne Dibble	1951-54	92	1,655	15
7t	Kenny Golladay	2017-19	129	2,048	14
7t	Gail Cogdill	1960-62	141	2,589	14
7t	Richard Johnson	1989-90	134	1,818	14
7t	Willie Green	1991-93	100	1,640	14
7t	Earl McCullouch	1968-70	88	1,487	14

Golladay has appeared in 33 career games. Among the first 33 career games for players in Lions' history, Golladay ranks fifth in receiving yards, sixth in receptions and tied for sixth in receiving touchdowns.

MOST RECEIVING YARDS PER GAME (30 GAME MINIMUM), LIONS HISTORY

Rk	Player	Seasons	Games	Yards	Yards/Game
1	Calvin Johnson	2007-15	135	11,619	86.1
2	Golden Tate	2014-18	71	4,741	66.8
3	Roy Williams	2004-08	60	3,884	64.7
4	Herman Moore	1991-2001	145	9,174	63.3
4	Marvin Jones Jr.	2016-19	47	2,948	62.7
5	Kenny Golladay	2017-19	33	2,048	62.1



PLAYERS WITH AT LEAST 30 REC., 16.0 REC. AVG. & 6 TDs, 2019 NFL SEASON

Player	Team	Gms	Pos.	Rec.	Yds.	Avg.	TDs
Kenny Golladay	DET	7	WR	31	508	16.4	6
Mike Evans	TB	7	WR	38	662	17.4	6
DJ Chark	JAX	8	WR	39	660	16.9	6

PLAYERS WITH AT LEAST 30 REC., 16.0 REC. AVG. & 6 TDs, LIONS HISTORY THRU 7 GAMES OF A SEASON

Player	Season	Rec.	Yds.	Avg.	TDs
Kenny Golladay	2019	31	508	16.4	6
Calvin Johnson	2011	41	679	16.6	10

PLAYERS WITH AT LEAST 450 REC. YDS. IN 1st 3 NFL SEASONS, LIONS HISTORY

Player	Seasons
Kenny Golladay	2017-19
Calvin Johnson	2007-09
Roy Williams	2004-06
Willie Green	1991-93
Jeff Chadwick	1983-85
Charlie Sanders	1968-70
Gail Cogdill	1960-62



INDIVIDUAL PLAYER NOTES – MARVIN JONES JR.

TREND SETTER

Since entering the NFL in 2012, Lions WR **Marvin Jones Jr.** is the only player to produce multiple games with at least four receiving touchdowns. In Week 7, he became the first player in NFL history to record at least four receiving touchdowns against the Minnesota Vikings.

Jones Jr. became the first Lions player to have three receiving touchdowns in the first half of a game since WR Herman Moore did so against Green Bay on Oct. 29, 1995.



Jones Jr. became only the fourth player in NFL history (one of three players in the Super Bowl era) to produce two games with at least four touchdown receptions. He joins WR Cloyce Box (Dec. 3, 1950) as the only players in franchise history to have four touchdown receptions in a game.

MOST GAMES WITH AT LEAST 4 TOUCHDOWN RECEPTIONS, NFL HISTORY (SINCE 1950)

Name	First	Second	Games
Marvin Jones Jr.	2013	2019	2
Jerry Rice	1990	1993	2
Sterling Sharpe	1993	1994	2

MOST TOUCHDOWNS SCORED IN A SINGLE GAME, LIONS HISTORY

Rank	Name	Date	TDs
1 st	Marvin Jones	10/20/2019	4
1 st	Barry Sanders	11/24/1991	4
1 st	Cloyce Box	12/3/1950	4

MOST RECEIVING TDs FROM MATTHEW STAFFORD THROWS, LIONS HISTORY

Rank	Player	From	To	TDs
1	Calvin Johnson	2007	2015	56
2	Marvin Jones Jr.	2016	2019	23
3	Golden Tate	2014	2018	22

JONES-ING FOR TOUCHDOWNS

Jones Jr. became the first player in the NFL to catch four touchdowns in a game since Chiefs RB Jamaal Charles did so at Oakland on Dec. 15, 2013. The last wide receiver to have four touchdown receptions in a single game was Broncos WR Eric Decker at Kansas City on Dec. 1, 2013.

Jones Jr. became the first player in the NFL to post a game with at least 10 receptions and four touchdown receptions since Patriots WR Randy Moss did so at Buffalo on Nov. 18, 2007. That season, Moss went on to set an NFL single-season record with 23 touchdown receptions.

GAMES WITH 10+ RECEPTIONS & 4 TD RECEPTIONS, NFL HISTORY

Player	Season	Tm	Wk	Rec.	Yds.	Avg.	TDs
Marvin Jones Jr.	2019	DET	7	10	93	9.3	4
Randy Moss	2007	NE	11	10	128	12.8	4
Sterling Sharpe	1993	GB	8	10	147	14.7	4
Don Beebe	1991	BUF	2	10	112	11.2	4
Jerry Rice	1990	SF	6	13	225	17.3	5
Kellen Winslow	1981	SD	12	13	144	11.1	5
Jerry Butler	1979	BUF	4	10	255	25.5	4
Roy Jefferson	1968	PIT	8	11	199	18.1	4
Art Powell	1963	OAK	16	10	247	24.7	4
Cloyce Box	1950	DET	12	12	302	25.2	4

Since joining the Lions in 2016, Jones Jr. has feasted against NFC North opponents. He has scored 13 receiving touchdowns in 17 games against the division, tied for the most receiving touchdowns a player has had against his own division in that span.

MOST RECEIVING TOUCHDOWNS AGAINST OWN DIVISION, NFL SINCE 2016

Rk	Player	Team	Division	Games	TDs
1 st	Marvin Jones Jr.	DET	NFC North	17	13
1 st	Davante Adams	GB	NFC North	17	13
1 st	Amari Cooper	OAK/DAL	AFC West/NFC East	21	13
4	Stefon Diggs	MIN	NFC North	17	12
5 th	Antonio Brown	PIT/NE	AFC North/AFC East	16	11
5 th	T.Y. Hilton	IND	AFC South	20	11
7 th	Mike Evans	TB	NFC South	21	10
7 th	Tyreek Hill	KC	AFC West	18	10



INDIVIDUAL PLAYER NOTES – MARVIN JONES JR.

IT'S HIS SZN

Lions WR **Marvin Jones Jr.** had a 100-yard game in Week 3 at Philadelphia, moving into a tie for the 10th-most 100-yard games in franchise history.

MOST 100-YARD GAMES, LIONS HISTORY

Rank	Player	From	To	Count
1	Calvin Johnson	2007	2015	46
2	Herman Moore	1992	1998	34
3	Johnnie Morton	1995	2001	18
4	Terry Barr	1961	1965	16
5t	Brett Perriman	1991	1996	13
5t	Golden Tate	2014	2018	13
5t	Roy Williams	2004	2007	13
8	Gail Cogdill	1960	1964	12
9	Leonard Thompson	1980	1985	8
10t	Marvin Jones Jr.	2016	2019	7
10t	Cloyce Box	1950	1953	7
10t	Germane Crowell	1999	2001	7
10t	Pat Studstill	1966	1967	7



MOST CONSECUTIVE GAMES PLAYED WITH A CATCH, ACTIVE NFL PLAYERS

Rk	Player	Tm	From	To	Count
1	Larry Fitzgerald	ARI	11/7/2004	10/27/2019	235
2	Julio Jones	ATL	12/4/2011	10/27/2019	111
3	Golden Tate	NYG	10/28/2012	10/27/2019	108
4	DeAndre Hopkins	HOU	9/9/2013	10/27/2019	103
5	Travis Kelce	KC	9/7/2014	10/27/2019	87
6	Jarvis Landry	CLE	9/14/2014	10/27/2019	86
7	Julian Edelman	NE	11/18/2012	10/27/2019	78
8	Marvin Jones Jr.	DET	10/6/2013	10/27/2019	75
9	Zach Ertz	PHI	12/7/2014	10/27/2019	71
10	T.Y. Hilton	IND	9/13/2015	10/27/2019	68

NOTHING BUNDT SUCCESS

WR **Marvin Jones Jr.** is one of only six active players in the NFL to have at least 300 receptions, average 14.5 yards per reception, and score at least 35 receiving touchdowns.

PLAYERS WITH 300 REC., A 14.5 REC. AVG. & 35 REC. TDs, ACTIVE NFL PLAYERS

Name	Team	Rec.	Yds.	Yds./Rec	Yds./G.	TDs
Marvin Jones Jr.	DET	319	4,677	14.66	52.0	38
Julio Jones	ATL	748	11,443	15.30	96.2	56
A.J. Green	CIN	602	8,907	14.80	80.2	63
DeSean Jackson	PHI	597	10,415	17.45	67.2	63
T.Y. Hilton	IND	539	8,457	15.69	74.2	46
Mike Evans	TB	433	6,765	15.62	80.5	47



Jones has started 46 of his 47 games played with the Lions. His average of 62.7 receiving yards per game ranks as the sixth-most in franchise history.

MOST RECEIVING YARDS PER GAME, LIONS HISTORY

Rank	Player	From	To	Yds./Game
1	Calvin Johnson	2007	2015	86.1
2	Golden Tate	2014	2018	66.8
3	Bob Mann	1948	1949	65.6
4	Roy Williams	2004	2008	64.7
5	Herman Moore	1991	2001	63.3
6	Marvin Jones Jr.	2016	2019	62.7
7	Kenny Golladay	2017	2019	62.1
8	Richard Johnson	1989	1990	56.8
9	Brett Perriman	1991	1996	55.8
10	Johnnie Morton	1994	2001	51.6

INDIVIDUAL PLAYER NOTES – DANNY AMENDOLA

MR. CONSISTENT

Lions WR **Danny Amendola** has gone back-to-back weeks with at least eight receptions and 95 receiving yards. Amendola is one of eight wide receivers in the NFL this season to record consecutive games with at least eight catches and 95 receiving yards.

WRs WITH CONSECUTIVE GAMES OF 8 REC. AND 95 YDS., 2019 NFL SEASON

Player	Team	Games	Rec.	Yards
Cooper Kupp	LAR	3	29	339
Keenan Allen	LAC	3	29	404
Danny Amendola*	DET	2	16	200
Mike Evans	TB	2	20	294
Michael Thomas	NO	2	20	243
Julian Edelman	NE	2	17	223

**Indicates an active streak*



Amendola has also found himself in elite company as he is just one of nine receivers in the NFL this season to register at least three games with seven receptions and 95 yards.

Out of those nine players, Amendola joins WR **Michael Thomas**, WR **Chris Godwin**, WR **Cooper Kupp** and WR **Keenan Allen** as the only players to achieve this in their first seven games this season.

AGE BEFORE BEAUTY

Lions WR **Danny Amendola** caught eight passes for 105 yards (13.1 avg.) in Week 7 vs. Minnesota. At age 33 and 352 days old, he became the oldest player in Lions history to produce a 100-yard receiving game.

Amendola joins WR Leonard Thompson as the only players in Lions history to record multiple 100-yard receiving games at age 33-or-older.

OLDEST PLAYERS TO RECORD A 100-YARD RECEIVING GAME, LIONS HISTORY

Rk	Player	Age	Season	Wk	Rec.	Yds.	TDs
1	Danny Amendola	33.352	2019	7	8	105	0
2	Danny Amendola	33.310	2019	1	7	104	1
3	Marcus Pollard	33.250	2005	6	3	105	0
4	Leonard Thompson	33.147	1985	16	9	101	0
5	Leonard Thompson	33.123	1985	13	7	115	3

OLDEST PLAYERS TO RECORD A 100-YARD RECEIVING GAME, 2019 NFL SEASON

Rk	Player	Age	Team	Wk	Rec.	Yds.	TDs
1	Larry Fitzgerald	36.015	ARI	2	5	104	0
2	Larry Fitzgerald	36.008	ARI	1	8	113	1
3	Greg Olsen	34.185	CAR	2	6	110	0
4	Ted Ginn Jr.	34.150	NO	1	7	101	0
5	Danny Amendola	33.352	DET	7	8	105	0

Amendola's 95-yard receiving performance in Week 7 vs. the New York Giants was his third game this season with at least 95 receiving yards. Among players older than 30, Amendola ranks second in 95-plus yard receiving games.

30+ YEAR OLD PLAYERS WITH 95+ YARD RECEIVING GAMES, 2019 NFL SEASON

Rank	Player	Tm.	Count	Rec.	Yds.	TDs
1	Julio Jones	ATL	4	31	494	3
2	Danny Amendola	DET	3	23	304	1
3t	Julian Edelman	NE	2	17	223	1
3t	Larry Fitzgerald	ARI	2	13	217	1
3t	Emmanuel Sanders	DEN	2	16	202	1

Amendola's back-to-back games with at least eight receptions and 95 receiving yards make him the oldest player since WR Steve Smith (36.138 years old in 2015) to accomplish this feat.

Among players older than 33, Amendola ranks third in receptions (28), receiving yards (347), and fourth in yards per reception (12.4) this season.



INDIVIDUAL PLAYER NOTES – T.J. HOCKENSON

DAZZLING DEBUT

Lions TE **T.J. Hockenson** had a historic NFL debut in Week 1, catching six passes for 131 yards (21.8 avg.) and one touchdown.



1st: Hockenson set an NFL record for most receiving yards by a tight end in his debut, passing 49ers TE Monty Stickles' previous record of 123 receiving yards, which he set on Sept. 25, 1960.

2nd: Hockenson's 131 receiving yards mark the second-most a Lions player has had in his debut, second to only WR Earl McCullouch, who had 132 yards in his debut at Dallas on Sept. 15, 1968.

4th: His 131 receiving yards mark the fourth-highest total by a tight end in Lions history and most since TE Charlie Sanders had 146 yards against Green Bay on Oct. 27, 1974.

Hockenson's 131 receiving yards in his debut rank as the 15th-most in a player's first game in NFL history and most since Broncos WR Eddie Royal posted 146 yards in his debut at Oakland on Sept. 8, 2008.

MOST RECEIVING YARDS IN FIRST GAME BY A TE, NFL HISTORY

Rk	Player	Tm.	Season	Rec.	Yds.	TDs
1	T.J. Hockenson	DET	2019	6	131	1
2	Monty Stickles	SF	1960	8	123	0
3	Bob Trumpy	CIN	1968	4	114	1
4	Carroll Dale	LAR	1960	5	106	1
5	Will Dissly	SEA	2018	3	105	1

MOST RECEIVING YARDS IN FIRST GAME, LIONS HISTORY

Rk	Player	Pos.	Season	Rec.	Yds.	TDs
1	Earl McCullouch	WR	1968	5	132	1
2	T.J. Hockenson	TE	2019	6	131	1
3	Eric Truvillion	WR	1987	4	99	1
4	Doak Walker	RB	1950	3	85	0
5	Darrell Grymes	WR	1987	3	81	1

MOST RECEIVING YARDS IN FIRST GAME, NFL SINCE 1990

Rk	Player	Tm.	Season	Rec.	Yds.	TDs
1	Anquan Boldin	ARI	2003	10	217	2
2	Marquise Brown	BAL	2019	4	147	2
3	Eddie Royal	DEN	2008	9	146	1
4	T.J. Hockenson	DET	2019	6	131	1
5	Terry McLaurin	WAS	2019	5	125	1

T.J. TOUCHDOWNS

Lions TE **T.J. Hockenson** ranks third among tight ends with a 12.6 yards per reception average through the completion of Week 8 (minimum 18 receptions).

YARDS PER REC. LEADERS BY NFL TEs (MIN 18 CATCHES), 2019 NFL SEASON

Rank	Player	Tm.	Rec.	Yds.	Avg.	TDs
1	Travis Kelce	KC	42	604	14.4	2
2	Hunter Henry	LAC	22	304	13.8	2
3	T.J. Hockenson	DET	19	240	12.6	2
4	Mark Andrews	BAL	36	449	12.5	3
5	Greg Olsen	CAR	24	291	12.1	2

Hockenson caught his second-career touchdown in Week 4 vs. the Kansas City Chiefs. Hockenson joined former Lions TE Joseph Fauria as the only tight ends in team history to log two touchdowns in their first four career games. He is one-of-nine tight ends this season to record at least 15 receptions, 240 receiving yards, two receiving touchdowns and average 11.0 yards per reception.

TEs WITH AT LEAST 15 RECEPTIONS, 240 REC. YDS., 2 REC. TDs & 11.0 YDS. AVG., 2019 NFL SEASON

Player	Team	Rec.	Yds.	Avg.	TDs
Austin Hooper	ATL	52	591	11.4	5
Will Dissly	SEA	23	262	11.4	4
Mark Andrews	BAL	36	449	12.5	3
Evan Engram	NYG	38	419	11.0	3
Travis Kelce	KC	42	604	14.4	2
Hunter Henry	LAC	22	304	13.8	2
T.J. Hockenson	DET	19	240	12.6	2
Greg Olsen	CAR	24	291	12.1	2
Gerald Everett	LAR	26	297	11.4	2



DEFENSIVE TEAM NOTES

RIPPING THE BALL LOOSE

The Lions have forced 13 fumbles this season, the most in the NFL. The Lions have gotten that production with an NFL-high 10 players each recording a forced fumble through Week 8.

MOST FORCED FUMBLES, 2019 NFL SEASON

Rank	Team	Games Played	FF	FRs
1	Detroit Lions	7	13	9
2	Arizona Cardinals	8	12	5

The Lions' nine fumble recoveries tie as the most in the NFL through Week 8.

MOST FUMBLE RECOVERIES, 2019 NFL SEASON

Rank	Team	Games Played	FF	FRs
1t	Detroit Lions	7	13	9
1t	Pittsburgh Steelers	7	7	9
3	Seattle Seahawks	8	9	8



DETROIT LIONS FF BREAKDOWN, 2019 SEASON

Player	Pos.	FF
Justin Coleman	CB	2
Jarrad Davis	LB	2
Trey Flowers	DE	2
Jamal Agnew	CB	1
Romeo Okwara	DE	1
Jalen Reeves-Maybin	LB	1
A'Shawn Robinson	DT	1
Jahlani Tavai	LB	1
Dee Virgin	CB	1
Tracy Walker	DB	1
Total		13

YOU IN-COMPLETE ME

The Lions have allowed opposing quarterbacks to complete only 59.9 percent of their passes this season, tied for the fourth-lowest in the NFL.

LOWEST COMPLETION % ALLOWED, 2019 NFL SEASON

Rank	Team	Completions	Attempts	%
1	NE	143	273	52.4
2	SF	110	202	54.5
3	BAL	149	251	59.4
4t	DET	169	282	59.9
4t	BUF	145	242	59.9
6	JAX	170	281	60.5
7	GB	169	276	61.2
8	NO	175	285	61.4
9	CAR	164	261	62.8
10	TEN	183	288	63.6

NOT COMPOUNDING MISTAKES

The Lions have committed seven offensive turnovers this season, with one of those turnovers being returned for a touchdown. Consequently, the Lions' defense has been on the field for six possessions immediately following an offensive turnover. They are the only team to not allow any points on defensive drives immediately following an offensive turnover.

FEWEST POINTS ALLOWED IMMEDIATELY FOLLOWING TURNOVER, 2019 NFL SEASON

Rk	Tm	Total TO	Opp. drives off TO	Pts Allowed off Opp. drives
1	DET	7	6	0
2	NE	5	5	3
3	IND	6	6	6
4	SF	11	11	9

GETTING TEAMS OFF TO A SLOW START

Through seven games played, the Lions have only allowed three points on opening possessions (the Eagles converted a field goal on their opening drive in Week 3).

Their three points allowed on opening drives this season are tied for the second-fewest in the NFL.

FEWEST POINTS ALLOWED ON OPENING DRIVES, 2019 NFL SEASON

Rank	Team	Games	Points Allowed
1	NE	8	0
2t	DET	7	3
2t	CHI	7	3
2t	PIT	7	3



DEFENSIVE TEAM NOTES

NO SLACK FOR THE YAC

The Lions have been quick to tackle the opponents' receivers at the point of the catch and have eliminated yards after the catch better than any other team this season.

Of the 2,118 passing yards surrendered through Week 8, only 733 have come after the point of reception, accounting for only 34.6% of the yardage.

FEWEST % OF YAC YARDS, 2019 NFL LEADERS

Rank	Team	Pass Yds.	Air Yds.	YAC Yds.	YAC %
1	DET	2,118	1,385	733	34.6
2	PIT	1,792	1,076	716	40.0
3	NO	2,018	1,209	809	40.1
4	TB	2,117	1,252	865	40.9
5	TEN	2,058	1,214	844	41.0



YOU GOTTA BE QUICKER THAN THAT

Lions' opponents have had 81 drives this season. On those drives, the Lions have yet to allow a quick-strike scoring drive, which is any drive that is four-plays-or-fewer. They are one of only three teams to not allow a quick-strike score this season.

FEWEST QUICK-STRIKE SCORING DRIVES ALLOWED, 2019 NFL SEASON

Rank	Team	Drives Faced	Quick-Strike Scoring Drives
1t	DET	81	0
1t	PIT	80	0
1t	MIN	83	0

GET OFF THE FIELD

The Lions defense has been on the field for 81 possessions, but has only surrendered eight drives of 5:00 minutes-or-longer. This ties as the eighth-fewest 5:00-minute drives allowed in the NFL.

FEWEST 5:00-MINUTE DRIVES ALLOWED, 2019 NFL SEASON

Rank	Team	Drives Faced	5:00-Minute Drives Allowed
1	NE	105	2
2t	SF	81	5
2t	TEN	97	4
2t	BAL	73	5
5t	HOU	85	6
5t	NO	87	6
7	NYJ	85	7
8t	DET	81	8
8t	CLE	84	8
8t	CAR	94	8

LOCKING DOWN IN THE RED ZONE

The Lions have made it difficult for opponents to advance the ball once they reach the red zone this season. Once opponents get inside Detroit's 20-yard line, the Lions are only allowing an average of 2.07 yards per play, the second-fewest in the NFL.

FEWEST RED ZONE YARDS PER PLAY ALLOWED, 2019 NFL SEASON

Rank	Team	Rush. Avg.	Pass Avg.	Yds./Play Avg.
1	New England	1.70	0.57	1.04
2	Detroit	2.07	2.07	2.07
3	N.Y. Giants	2.08	2.48	2.24
4	Minnesota	1.69	2.49	2.25
5	Indianapolis	2.86	1.95	2.27



DEFENSIVE TEAM NOTES

SWAT TEAM

The Lions have recorded 39 pass defenses through seven games played, tied for the fourth-most in the NFL.

MOST TEAM PASS DEFENSES, 2019 NFL SEASON

Rank	Team	Games Played	Total PDs
1	New England	8	53
2	Minnesota	8	45
3	Buffalo	7	41
4t	Detroit	7	39
4t	Green Bay	8	39
4t	Philadelphia	7	39

DETROIT LIONS PDs BREAKDOWN, 2019 SEASON

Player	Pos.	PDs
Justin Coleman	CB	10
Rashaan Melvin	CB	7
Tracy Walker	S	5
Christian Jones	LB	4
Damon Harrison Sr.	DT	3
Darius Slay	CB	3
Mike Ford	CB	2
Tavon Wilson	S	1
Jarrad Davis	LB	1
A'Shawn Robinson	DT	1
Da'Shawn Hand	DE	1
Kevin Strong	DT	1
Total		39



The Lions had four players log at least two pass defenses in Week 1, their most since doing so on Sept. 29, 2002 against New Orleans. They were led by CB **Rashaan Melvin**, who notched three pass defenses in his Lions debut.

TWO PEAS IN A POD



Lions CBs **Justin Coleman** and **Rashaan Melvin** pair up as one-of-six sets of teammates to produce a game with three pass defenses this season.

TEAMMATES WITH A 3+ PD GAME, 2019 NFL SEASON

Player	Team	Pos.	Week	Count
Rashaan Melvin	DET	CB	1	1
Justin Coleman	DET	CB	3, 6	2
Ross Cockrell	CAR	CB	6	1
James Bradberry	CAR	CB	6	1
Xavien Howard	MIA	CB	8	1
Jomal Wiltz	MIA	CB	8	1
Jason McCourty	NE	CB	1	1
Stephon Gilmore	NE	CB	2, 6	2
Ahkello Witherspoon	SF	CB	1	1
Kwon Alexander	SF	LB	2	1
Jordan Whitehead	TB	S	3	1
Carlton Davis	TB	CB	8	1

Coleman and Melvin also make up one-of-three sets of teammates to each record at least seven pass defenses this season.

TEAMMATES WITH AT LEAST 7 PASS DEFENSES, 2019 NFL SEASON

Player	Team	PDs
Justin Coleman	Detroit	10
Rashaan Melvin	Detroit	7
Jaire Alexander	Green Bay	11
Kevin King	Green Bay	8
Logan Ryan	Tennessee	11
Malcolm Butler	Tennessee	7

INDIVIDUAL PLAYER NOTES – DEVON KENNARD

REVENGE FACTOR

In his first-ever game against his former team, the New York Giants, Lions LB **Devon Kennard** notched seven total tackles, one tackle for loss and returned a fumble 13 yards for his first career touchdown.

He became the first Lions linebacker to return a fumble for a touchdown since LB Stephen Tulloch did so vs. Minnesota on Dec. 11, 2011. It also marked the longest fumble return touchdown by a Lions linebacker since LB Boss Bailey had a 62-yard touchdown return at Carolina on Dec. 21, 2003.

Kennard is one-of-four players in the NFL to record at least 3.0 sacks and return a fumble for a touchdown this season.

PLAYERS WITH 3.0+ SACKS AND A FUMBLE RETURN TD, 2019 NFL SEASON

Player	Team	Pos.	Tackles	Sacks	FRs	FR TD
Devon Kennard	DET	LB	28	3.0	2	1
Kyle Van Noy	NE	LB	21	4.5	2	1
Markus Golden	NYG	LB	34	6.0	1	1
Brian Burns	CAR	LB	15	4.5	1	1



Kennard became only the second player in franchise history to finish a game with at least seven tackles, one tackle for loss and a fumble return for a touchdown, joining LB Boss Bailey, who did so at Carolina on Dec. 21, 2003.



LB BOSS BAILEY
2003



LB DEVON KENNARD
2019

AYE AYE, CAPTAIN

Kennard is the only player in the NFL this season to finish a game with at least seven tackles, one tackle for loss and one fumble return for a touchdown. Since 1999, Kennard is only the fifth NFC linebacker to produce those numbers in a game.

NFC LBs WITH 7 TACKLES, 1 TFL & 1 FUMBLE RETURN TD, NFL SINCE 1999 (SINGLE GAME)

Player	Tm	Season	Wk	Opp.	Tackles	TFLs	TDs
Devon Kennard	DET	2019	8	NYG	7	1	1
Josh Byrnes	ARI	2018	5	@SF	11	1	1
Brian Urlacher	CHI	2011	1	ATL	10	1	1
Derek Smith	SF	2004	12	MIA	9	1	1
Boss Bailey	DET	2003	16	@CAR	12	1	1



Kennard is the only player in the NFL this season to log at least 25 total tackles, five tackles for loss, 3.0 sacks, two fumble recoveries and one fumble return touchdown.

Since 1999, when tackles for loss became an official statistic, he is only the second linebacker in the NFL to post those numbers through the first seven games of a season.

LBs WITH 25 TACKLES, 5 TFLs, 3.0 SACKS, 2 FRs & 1 FR TD, NFL SINCE 1999 (THRU 7 GAMES OF A SINGLE SEASON)

Player	Tm	Season	Tckls	TFLs	Sacks	FRs	TDs
Devon Kennard	DET	2019	28	5	3.0	2	1
LaMarr Woodley	PIT	2008	32	11	7.5	3	1

INDIVIDUAL PLAYER NOTES – DEVON KENNARD

HOMECOMING KING

Lions LB **Devon Kennard** returned home for the second time in his NFL career at Arizona in Week 1. He posted a career-high 3.0 sacks, all coming in the first half of the game. He became the first Lions linebacker and first Lion since 1997 to log 3.0 sacks in the first half of a game. This also marked his fourth-career multi-sack game. The last time any NFL linebacker produced 3.0 sacks in the first half of a game was Dolphins LB Cameron Wake against Tennessee on Oct. 18, 2015.

His 3.0 sacks tie for the second-most a linebacker has produced in a single game in franchise history, trailing only LB Mike Cofer, who notched 3.5 sacks against the Bears on Nov. 22, 1987.



SACK ATTACK

Kennard is one-of-three players in the NFL this season to produce at least 25 tackles, 3.0 sacks and two fumble recoveries through Week 8.

PLAYERS WITH AT LEAST 25 TACKLES, 3.0 SACKS & 2 FRs, 2019 NFL SEASON

Player	Team	Pos.	Tackles	Sacks	FRs
Devon Kennard	DET	LB	28	3.0	2
Harold Landry	TEN	LB	36	5.0	2
Brandon Graham	PHI	DE	29	5.0	2

KAPTAIN KENNARD

Since entering the NFL in 2014, Kennard is one-of-five linebackers to total at least 270 tackles, 15.0 sacks, three forced fumbles and one interception.

LBs WITH AT LEAST 270 TACKLES, 15.0 SACKS, 3 FFs & 1 INT, 2014-19 NFL SEASONS

Player	Team	Tackles	Sacks	FFs	INTs
Devon Kennard	DET	272	19.5	3	1
Anthony Barr	MIN	376	15.0	7	2
Jamie Collins	NE	495	23.5	15	10
Khalil Mack	CHI	378	58.5	19	2
Von Miller	DEN	304	67.0	14	1



HISTORY IN THE MAKING

Kennard is quickly moving up the franchise leaderboards. In only 22 games played, he's tied for the seventh-most sacks by a linebacker.

MOST SACKS BY A LINEBACKER, LIONS HISTORY

Rank	Player	Seasons	Games	Sacks
1	Mike Cofer	1983-92	123	62.5
2	Jimmy Williams	1982-90	107	25.5
3	George Jamison	1987-98	130	19.5
4	Antonio London	1993-97	75	13.0
5t	Chris Claiborne	1999-2002	63	10.5
5t	Chris Spielman	1988-95	124	10.5
7t	Devon Kennard	2018-19	22	10.0
7t	Tracy Hayworth	1990-95	72	10.0
7t	Pat Swilling	1993-94	30	10.0

INDIVIDUAL PLAYER NOTES – JUSTIN COLEMAN

COLE WORLD

Lions CB **Justin Coleman** leads the team with 10 pass defenses on the season. His 10 pass defenses tie for the second-most a Lions player has had through the first seven games of a season and tie for the third-most in the NFL this season.

MOST PASS DEFENSES THRU 7 GAMES OF A SINGLE SEASON,

LIONS HISTORY

Rank	Player	Position	Season	PDs
1	Robert Bailey	CB	1999	11
2t	Justin Coleman	CB	2019	10
2t	Dre' Bly	CB	2003	10
3t	Bryant Westbrook	CB	2000	10

PASS DEFENSE LEADERS, 2019 NFL SEASON

Rank	Player	Team	Pos.	Games	PDs
1t	Jaire Alexander	GB	CB	8	11
1t	Logan Ryan	TEN	CB	8	11
3t	Justin Coleman	DET	CB	7	10
3t	Janoris Jenkins	NYG	CB	8	10
3t	Stephon Gilmore	NE	CB	8	10
3t	Eric Kendricks	MIN	LB	8	10

Coleman produced multiple pass defenses in Weeks 3-6, his first three-game streak with two-or-more pass defenses.

He is also the only player in the NFL to record 10 pass defenses, one interception and one forced fumble in each of the last two seasons.



EASY AS 1, 2, 3

Since the 2017 season, Lions CB **Justin Coleman** is one-of-three players in the NFL to accumulate at least 100 tackles, 25 pass defenses, four interceptions, 2.0 sacks and three forced fumbles.

PLAYERS WITH 100 TACKLES, 25 PDs, 4 INTs, 2.0 SACKS, 3 FF, 2017-19 NFL SEASONS

Player	Tm	Pos.	Tackles	PDs	INTs	Sacks	FF
Justin Coleman	DET	CB	104	29	4	2.0	3
Malcolm Butler	TEN	CB	160	31	7	2.0	4
Kareem Jackson	DEN	CB	196	31	4	2.0	4



In Week 6 at Green Bay, Coleman recorded his first interception as a Lion and returned it for a career-long 55-yard gain. His 55-yard interception return ranks as the seventh-longest in the NFL this season.

LONGEST INTERCEPTION RETURN, 2019 NFL SEASON

Rank	Player	Team	Pos.	Long
1	Tashaun Gipson Sr.	HOU	S	79t
2	Jamie Collins Sr.	NE	LB	69t
3	Marcus Peters	BAL	CB	67t
4	Janoris Jenkins	NYG	CB	62
5	Jamal Adams	NYJ	S	61t
6	Ha Ha Clinton-Dix	CHI	S	59
7	Justin Coleman	DET	CB	55

MOST GAMES WITH 3+ PDS, 2019 NFL SEASON

Rank	Player	Team	Pos.	Count
1t	Justin Coleman	DET	CB	2
1t	Stephon Gilmore	NE	CB	2

INDIVIDUAL PLAYER NOTES – TRACY WALKER

BIG PLAY TRAY

Lions DB **Tracy Walker** has recorded at least five total tackles in every game this season and leads Detroit with 56 total tackles and 49 solo tackles. His 56 tackles rank as the most a defensive back has ever produced for the Lions through the first seven games of a season.

MOST TACKLES BY A DB THROUGH 7 GAMES, LIONS HISTORY

Rank	Player	Pos.	Season	Total Tackles
1	Tracy Walker	DB	2019	56
2	Chris Cash	CB	2002	54
3	Todd Lyght	CB	2002	50
4	Ron Rice	S	1999	48
5	Louis Delmas	S	2010	46



MOST SOLO TACKLES, 2019 NFL LEADERS

Rank	Player	Team	Position	Games	Total
1	Blake Martinez	GB	LB	8	52
2	Joe Schobert	CLE	LB	7	51
3	Tracy Walker	DET	DB	7	49
4	Shawn Williams	CIN	S	8	48
5t	Danny Trevathan	CHI	LB	7	47
5t	Eric Kendricks	MIN	LB	8	47
5t	Landon Collins	WAS	S	8	47

MOST SOLO TACKLES BY A DEFENSIVE BACK, 2019 NFL LEADERS

Rank	Player	Team	Position	Games	Total
1	Tracy Walker	DET	DB	7	49
2	Shawn Williams	CIN	S	8	48
3	Landon Collins	WAS	S	8	47
4	Jessie Bates III	CIN	S	8	44
5	Budda Baker	ARI	S	8	40

WALK IT OUT

Walker is the only player in the NFL to have at least 55 tackles, five tackles for loss, one interception and one forced fumble this season.

Since tackles for loss began being tracked in 1999, Walker is one-of-two defensive backs in NFL history to log those numbers through the first seven games of a season.

PLAYERS WITH 55+ TACKLES, 5 TFLs, 1 INT & 1 FF THRU 7 GAMES, NFL HISTORY

Player	Team	Pos.	Season
Tracy Walker	Detroit	S	2019
Rodney Harrison	San Diego	S	2000



Walker already has five tackles for loss this season, which ties for the sixth-most a Lions defensive back has had in a single season.

MOST TACKLES FOR LOSS BY A DB, LIONS SINGLE-SEASON HISTORY

Rank	Player	Pos.	Season	Total
1	Louis Delmas	S	2009	7
2t	Don Carey	S	2013	6
2t	Jonte Green	CB	2012	6
2t	James Ihedigbo	S	2014	6
2t	Tavon Wilson	S	2017	6
6t	Tracy Walker	S	2019	5
6t	Quandre Diggs	CB/S	2017	5

MOST TACKLES FOR LOSS BY A DEFENSIVE BACK, 2019 NFL LEADERS

Rank	Player	Team	Position	Games	Total
1	Tracy Walker	DET	DB	7	5
2t	Eric Reid	CAR	S	5	4
2t	Jarrod Wilson	JAX	S	8	4
2t	Landon Collins	WAS	S	8	4

INDIVIDUAL PLAYER NOTES – DARIUS SLAY

BIG PLAY SLAY

Lions CB **Darius Slay** has produced 94 pass defenses since entering the NFL in 2013, the most pass defenses by a player over the last six seasons.

MOST PDs SINCE 2013

Rank	Player	Team(s)	PDs
1	Darius Slay	DET	94
2	Johnathan Joseph	HOU	87
3	Janoris Jenkins	STL/NYG	86
4t	Robert Alford	ATL	85
4t	Stephon Gilmore	BUF/NE	85

Since entering the NFL in 2013, Slay is the only player with 300-or-more tackles, 1.0-or-more sacks, 15-or-more interceptions and 90-or-more pass defenses.

Slay has totaled 12 interceptions in the past three seasons, tied for the most by a cornerback in that span. He ranks sixth in franchise history for interceptions by a cornerback with 18, and his 94 pass defenses are a franchise record.

INTERCEPTION LEADERS AMONG LIONS CBs, ALL-TIME

Rank	Player	Seasons	Games	INTs
1	Lem Barney	1967-77	140	56
2	Jack Christiansen	1951-58	89	46
3t	Bruce McNorton	1982-90	116	20
3t	Bobby Watkins	1982-88	83	20
5	Dre' Bly	2003-06	55	19
6	Darius Slay	2013-present	94	18
7	Ray Crockett	1989-93	79	16

MOST PDs, LIONS HISTORY

Rank	Player	Seasons	Games	PDs
1	Darius Slay	2013-present	94	94
2	Bryant Westbrook	1997-2001	64	69
3	Dre' Bly	2003-06	55	65

Since becoming a full-time starter in the 2014 season, Slay has recorded 18 interceptions, tied for the second-most by a cornerback during that span.

Slay is the first Lions cornerback to record at least two interceptions in five-straight seasons since Bruce McNorton did so over the 1983-87 seasons.

Of all active players to have appeared in 90 career games, Slay is 1-of-2 players (Joe Haden) to average at least one pass defense per game.

TOP OF HIS GAME



MOST GAMES WITH 3+ PDs SINCE 2013

Rank	Player	Team	Position	Count
1	Darius Slay	DET	CB	12
2	Ronald Darby	BUF/PHI	CB	10
3	Stephon Gilmore	BUF/NE	CB	9
4t	Brent Grimes	MIA/TB	CB	8
4t	Leodis McKelvin	BUF/PHI	CB	8

MOST GAMES WITH 2+ PDs SINCE 2013

Rank	Player	Team	Position	Count
1	Darius Slay	DET	CB	27
2	Robert Alford	ATL	CB	26
3	Brent Grimes	TB/MIA	CB	24
4	Johnathan Joseph	HOU	CB	23
5	Janoris Jenkins	STL/NYG	CB	22

MOST GAMES WITH AT LEAST 1 PASS DEFENSE SINCE 2013

Rk	Player	Pos.	Gms	Total PDs	Gms with 1+ PD
1	J. Jenkins	CB	93	86	58
2	D. Trufant	CB	93	76	57
3	J. Joseph	CB	96	87	56
4	D. Slay	CB	94	94	54
5	R. Alford	CB	88	85	51

Slay sealed the Lions' Week 2 win over the Chargers with a fourth quarter interception. Of Slay's 18 career interceptions, nine have come in the fourth quarter, exactly half of his total. Since 2014, he is tied for the most fourth-quarter interceptions in the NFL.

MOST 4TH QUARTER INTERCEPTIONS, NFL CBs SINCE 2014

Rank	Player	Team(s)	INTs
1t	Darius Slay	DET	9
1t	Marcus Peters	KC/LAR	9
3t	Dominique Rodgers-Cromartie	NYG/OAK/WAS	7
3t	Richard Sherman	SEA/SF	7
3t	A.J. Bouye	HOU/JAX	7



INDIVIDUAL PLAYER NOTES – DAMON HARRISON SR.

SNACKS ATTACK

Lions DT **Damon Harrison Sr.** became the first defensive lineman since 1930 to appear in 17 games in a season and only the eighth player to do so since 1931 when he played in 17 games last season.

Since tackles for loss began being tracked in 1999, Harrison Sr. became the first defensive tackle to ever post a season with at least 80 tackles, nine tackles for loss, 3.0 sacks and two forced fumbles.



MOST TACKLES BY A DT, NFL SINCE 2012

Rk	Player	Team	Gms	Solo	Asst.	Comb.
1	Damon Harrison Sr.	NYJ/NYG/DET	109	271	183	454
2	Linval Joseph	NYG/MIN	114	266	185	451
3	Jurrell Casey	TEN	117	276	146	422
4	Ndamukong Suh	DET/MIA/LAR/TB	119	255	135	390
5	Sheldon Richardson	NYJ/SEA/MIN/CLE	96	218	147	365

MOST STUFFS BY A DT, NFL SINCE 2012

Rk	Player	Team	Stuffs
1	Aaron Donald	LAR	55.5
2	Ndamukong Suh	DET/MIA/LAR/TB	48.5
3	Kawann Short	CAR	37.5
4	Damon Harrison Sr.	NYJ/NYG/DET	37.0
5	Jurrell Casey	TEN	35.5

MOST PASS DEFENSES BY A DEFENSIVE TACKLE, 2019 NFL SEASON

Rank	Player	Team	PDs
1	Damon Harrison Sr.	DET	3
2t	Seven Players Tied	N/A	2

DTs WITH 450 TKLS, 30 TFLs, 10.0 SACKS, 3 FFs & 1 INT

ACTIVE NFL DTs

Player	Tm	Tkls	TFLs	Sacks	FFs	INTs
Damon Harrison Sr.	DET	454	36	11.0	4	1
Ndamukong Suh	TB	492	108	56.0	4	1

A DREADED PERFORMER

Lions DT **Damon Harrison Sr.** led all NFL DTs with 52 solo tackles and 81 total tackles in the 2018 season.

MOST TACKLES BY NFL DTs, 2018 SEASON

Rank	Player	Team	Solo	Asst.	Total
1	Damon Harrison Sr.	NYG-DET	52	29	81
2	DeForest Buckner	SF	44	23	67
3	Jurrell Casey	TEN	36	26	62
4	Jonathan Allen	WAS	35	26	61

Harrison Sr. was one of four players, and the only defensive tackle, to accumulate at least 80 tackles, eight tackles for loss, 3.0 sacks and two forced fumbles last season. His nine tackles for loss, 3.5 sacks and two forced fumbles were career highs.

PLAYERS WITH 80+ TACKLES, 9+ TFLs, 3.0+ SACKS, 2+ FF, 2018 SEASON

Player	Position	Team
Damon Harrison Sr.	DT	NYG-DET
Jamal Adams	S	NYJ
Demario Davis	LB	NO
Darius Leonard	LB	IND



Harrison Sr. was also an elite run-stuffer in 2018, producing 8.5 stuffs to rank third in the NFL among defensive tackles.

MOST RUN STUFFS BY DTs, 2018 SEASON

Rank	Player	Team	Stuffs
1t	Aaron Donald	LAR	9.0
1t	Kawann Short	CAR	9.0
3	Damon Harrison Sr.	NYG-DET	8.5

In his Lions debut in Week 8 vs. Seattle, Harrison Sr. became the first DT in franchise history to finish a game with seven solo tackles, 1.0 sack and two tackles for loss.

Since the 2012 season, Harrison Sr. is the only DT to have three seasons with 75-or-more tackles.

INDIVIDUAL PLAYER NOTES – JARRAD DAVIS

LEADER OF THE DEFENSE



Lions LB **Jarrad Davis** is the first player in Lions history to accumulate at least 200 tackles and 8.0 sacks within their first three seasons.

Since entering the NFL in 2017, Davis is the only player to produce at least 200 tackles, 8.0 sacks and three forced fumbles in that span. The most recent NFL player to post at least 200 tackles, 8.0 sacks and three forced fumbles in their first three seasons was Raiders LB Khalil Mack from 2014-16.

He currently ranks 11th in franchise history for the most games with at least five tackles (26) by a linebacker.

MOST GAMES BY A LB WITH 5+ TACKLES, LIONS HISTORY

Rank	Player	From	To	Count
1	DeAndre Levy	2009	2016	68
2	Stephen Tulloch	2011	2015	57
3	Ernie Sims	2006	2009	47
4	Chris Claiborne	1999	2002	42
5	Tahir Whitehead	2014	2017	39
6	Paris Lenon	2006	2008	36
7	Earl Holmes	2003	2005	33
8	Boss Bailey	2003	2007	32
9	Stephen Boyd	1999	2001	31
10	Barrett Green	2001	2003	28
11	Jarrad Davis	2017	2019	26

EARNING A J.D. IN FOOTBALL

Lions LB **Jarrad Davis** improved in nearly every category from his rookie season, totaling 100 tackles (73 solo), 6.0 sacks, 10 tackles for loss, 10 quarterback hits and five pass defenses in 2018.

Davis was one of two players to produce 100-plus tackles and 6.0-plus sacks in the NFL in 2018 and is the only player in Lions history to do so.

PLAYERS WITH 100+ TACKLES & 6.0+ SACKS, 2018 SEASON

Player	Position	Team
Jarrad Davis	LB	DET
Darius Leonard	LB	IND

Davis had five games last season with at least six tackles and 1.0 sack, the most by any NFC player. This mark also ranks as the single-season high in franchise history.

MOST GAMES WITH 6+ TACKLES & 1.0 SACK, 2018 SEASON

Rank	Player	Pos.	Team	Count
1	Darius Leonard	LB	IND	6
2t	Jarrad Davis	LB	DET	5
2t	T.J. Watt	LB	PIT	5
4t	Calais Campbell	DL	JAX	4
4t	Wesley Woodyard	LB	TEN	4

MOST GAMES WITH 6+ TACKLES & 1.0 SACK, LIONS HISTORY

Rank	Player	Pos.	Season	Count
1	Jarrad Davis	LB	2018	5
2t	Chris Claiborne	LB	2002	4
2t	James Hall	DE	2005	4
4t	Ezekiel Ansah	DE	2017	3
4t	Boss Bailey	LB	2007	3
4t	Dewayne White	DE	2008	3

Among linebackers in their first two seasons, Davis is the sixth in NFL history to produce 195-or-more tackles and 8.0-or-more sacks in their first two seasons in the NFL.

LBs WITH 195+ TACKLES & 8.0+ SACKS IN 1ST 2 SEASONS, NFL HISTORY

Player	Tm	From	To	Solo	Asst.	Comb.	Sacks
Jarrad Davis	DET	2017	2018	138	58	196	8.0
Lavonte David	TB	2012	2013	218	66	284	9.0
Brian Urlacher*	CHI	2000	2001	190	51	241	14.0
Andre Collins	WAS	1990	1991	145	99	244	9.0
Junior Seau*	SD	1990	1991	172	42	214	8.0
Duane Bickett	CLE	1985	1986	191	94	285	11.0

* = Pro Football Hall of Famer



INDIVIDUAL PLAYER NOTES – TREY FLOWERS

PETAL TO THE METAL

Lions DE **Trey Flowers** has totaled 145 total tackles, 17.0 sacks and seven forced fumbles since the 2017 season.

Over the last three seasons, he is one-of-eight players in the NFL to accumulate at least 100 tackles, 15.0 sacks and seven forced fumbles.

PLAYERS WITH AT LEAST 100 TACKLES, 15.0 SACKS & 7 FFs, 2017-19 NFL SEASONS

Player	Team(s)	Pos.	Tackles	Sacks	FFs
Trey Flowers	NE/DET	DE	145	17.0	7
Aaron Donald	LAR	DT	125	36.5	11
Chandler Jones	ARI	LB	128	38.5	9
DeMarcus Lawrence	DAL	DE	135	28.5	8
Khalil Mack	OAK/CHI	LB	152	28.5	11
Terrell Suggs	BAL/ARI	LB	107	23.0	9
J.J. Watt	HOU	DE	100	20.0	8
T.J. Watt	PIT	LB	140	24.0	8



MOST FORCED FUMBLES BY A DEFENSIVE END, 2017-19 NFL SEASONS

Rank	Player	Team(s)	FFs
1	Dee Ford	KC/SF	10
2t	DeMarcus Lawrence	DAL	8
2t	J.J. Watt	HOU	8
4t	Trey Flowers	NE/DET	7
4t	Frank Clark	SEA/KC	7
4t	Yannick Ngakoue	JAX	7

THORN IN THE FLESH



Flowers recorded 2.0 sacks for Detroit in Week 8 vs. the New York Giants, his first multi-sack game with the club.

This marked his 10th multi-sack game since the 2016 season, tied for the ninth-most in the NFL over that span.

MOST MULTI-SACK GAMES, 2016-19 NFL SEASONS

Rank	Player	Team(s)	Pos.	Count
1	Aaron Donald	LAR	DT	11
2	Cameron Jordan	NO	DE	10
3	Chandler Jones	ARI	LB	9
4t	Joey Bosa	LAC	DE	8
4t	Calais Campbell	ARI/JAX	DE	8
4t	Cameron Heyward	PIT	DE	8
4t	Ryan Kerrigan	WAS	DE	8
4t	Khalil Mack	OAK/CHI	LB	8
9t	Trey Flowers	NE/DET	DE	7
9t	Geno Atkins	CIN	DT	7
9t	Myles Garrett	CLE	DE	7
9t	Danielle Hunter	MIN	DE	7
9t	Von Miller	DEN	LB	7
9t	Yannick Ngakoue	JAX	DE	7

INDIVIDUAL PLAYER NOTES – JAHLANI TAVAI / CHRISTIAN JONES

ALOHA, NFL

Lions LB **Jahlani Tavai** made his NFL debut in Week 1 at Arizona and produced three solo tackles and 1.0 sack.

He became the fifth player in franchise history to log a sack in his NFL debut, and the first linebacker to do so since 1987. The most recent Lion to notch a sack in his first game was DT Ndamukong Suh in 2010.



In Week 2 vs. the Chargers, Tavai totaled nine tackles (six solo) and forced a fumble on the goal-line. He became the fifth rookie linebacker in Lions history to finish a game with at least five tackles and a forced fumble.

Since tackles for loss became an official statistic in 1999, Tavai is 1-of-11 rookies in team history to produce at least 20 tackles, three tackles for loss, 1.0 sack and one forced fumble.

ROOKIES WITH 20 TACKLES, 3 TFLs, 1.0 SACK & 1 FF, LIONS HISTORY (SINCE 1999)

Player	Pos.	Season	Tackles	TFLs	Sacks	FFs
Jahlani Tavai	LB	2019	21	3	1.0	1
Da'Shawn Hand	DL	2018	27	4	3.0	2
Jarrad Davis	LB	2017	96	4	2.0	1
Ezekiel Ansah	DE	2013	30	7	8.0	2
Ndamukong Suh	DT	2010	65	13	10.0	1
Cliff Avril	DE	2008	22	7	5.0	4
Shaun Cody	DT	2005	27	4	1.5	1
Teddy Lehman	LB	2004	102	7	1.0	1
Kalimba Edwards	DE	2002	36	5	6.5	2
Shaun Rogers	DT	2001	81	15	3.0	2
Chris Claiborne	LB	1999	66	10	1.5	1

SAY CHEESE

Lions LB **Christian Jones** registered five tackles, 1.0 sack and two pass defenses in Week 1 at Arizona. He became only the third player, and second linebacker, to have a game with at least five tackles, 1.0 sack and two pass defenses in franchise history.



PLAYERS WITH 5 TACKLES, 1.0 SACK & 2 PDs IN A GAME, LIONS HISTORY

Player	Pos.	Season	Week	Opponent
Christian Jones	LB	2019	1	@ARI
Julian Peterson	LB	2010	5	STL
Dre' Bly	CB	2003	3	MIN

Jones added three tackles and a pass defense vs. the Chargers in Week 2, and logged six tackles and 1.0 sack at Philadelphia in Week 3.

Since tackles for loss began being tracked in 1982, Jones is the first player in Lions history to accumulate at least 25 tackles, four pass defenses, 2.0 sacks and one fumble recovery through the first seven games of a season.

Jones is one-of-four players this season, and one-of-two linebackers, to register at least 25 tackles, four pass defenses, 2.0 sacks and one fumble recovery.

PLAYERS WITH AT LEAST 25 TACKLES, 4 PDs, 2.0 SACKS & 1 FR, 2019 NFL SEASON

Player	Pos.	Tm	Gms	Tackles	PDs	Sacks	FRs
Christian Jones	LB	DET	7	28	4	2.0	1
Jamie Collins	LB	NE	8	44	4	6.0	1
Eric Reid	S	CAR	7	45	4	2.0	2
Ronnie Harrison	S	JAX	8	46	4	2.0	1



SPECIAL TEAMS TEAM NOTES

IT'S GOOD TO BE NO GOOD

Since the 2018 season, Lions opponents have had a miserable time converting field goals at Ford Field. Road teams are only 13-of-22 on field goal attempts at Ford Field the past two seasons, good for a conversion percentage of 59.1 percent.

OPPONENT FIELD GOAL BREAKDOWN AT FORD FIELD, 2018-19 NFL SEASONS

20-29	30-39	40-49	50+
M A Pct.	M A Pct.	M A Pct.	M A Pct.
4 4 100.0	4 8 50.0	5 9 55.6	0 1 0.0

Overall, regardless of game location, Lions opponents are only 30-of-43 on field goals against Detroit since the 2018 season. The 69.8 conversion percentage ranks as the second-worst in the NFL and worst against NFC teams.



The Lions have allowed 11 punt returns for 25 yards (2.3 avg.), the second-lowest return average in the League. Their longest punt return allowed of nine yards ranks as the second-shortest in the NFL.

LONGEST PUNT RETURN ALLOWED, 2019 NFL SEASON

Rank	Team	PR Long
1	San Francisco 49ers	8
2	Detroit Lions	9
3	Jacksonville Jaguars	10
4	Kansas City Chiefs	11

OPPONENT PUNT RETURN AVERAGE, 2019 NFL SEASON

Rank	Team	PR	Yds.	Avg.	Long	TDs
1	San Francisco	6	2	0.3	8	0
2	Detroit	11	25	2.3	9	0
3	Houston	12	31	2.6	15	0
4t	Jacksonville	9	35	3.9	10	0
4t	Kansas City	8	31	3.9	11	0

A GOOD PLACE TO START

The Lions are averaging 29.0 yards per kickoff return, the fifth-highest average in the NFL among teams with at least five returns through Week 8.

HIGHEST KICK RETURN AVERAGE, 2019 NFL SEASON

Rank	Team	KR	Yds.	Avg.	TDs
1	CHI	13	417	32.1	1
2	OAK	9	283	31.4	0
3	BUF	7	207	29.6	1
4	CIN	18	532	29.6	1
5	DET	9	261	29.0	1

The Lions are also starting their average drive at the 26.8 yard line after kickoffs, the fourth-best starting field position in the NFL.

AVERAGE STARTING FIELD POSITION, 2019 NFL LEADERS

Rank	Team	Kickoffs Fielded	Avg. Starting Field Pos.
1	BUF	26	29.3
2t	CIN	46	27.2
2t	OAK	39	27.2
4	DET	38	26.8
5	CHI	28	26.5



A BAD PLACE TO START

Lions opponents are starting their average drive at Detroit's 24.8 yard-line, the third-worst starting field position in the NFL.

WORST STARTING FIELD POSITION FOR OPPONENTS, 2019 NFL SEASON

Rank	Team	Drives Faced	Opp. Avg. Field Position
1	New Orleans	87	24.5
2	Tennessee	97	24.6
3	Detroit	81	24.8

INDIVIDUAL PLAYER NOTES – JAMAL AGNEW / JALEN REEVES-MAYBIN / MILES KILLEBREW

TO INFINITY AND BEYOND



Lions CB **Jamal Agnew** returned the Eagles' opening kickoff 100 yards for a touchdown at Philadelphia in Week 3.

The play marked the Lions' first kickoff return touchdown since WR Jeremy Ross did so at Philadelphia on Dec. 8, 2013 and marked the longest kickoff return touchdown by a Lions player since RB Stefan Logan had a 105-yard touchdown return vs. the Rams on Oct. 10, 2010. The last Lions player to take the first kickoff back for a touchdown was WR Eddie Drummond at Minnesota on Nov. 21, 2004.

With his return, Agnew became the first player in the NFL to return a kickoff for a touchdown this season. Combined with his two punt return touchdowns in 2017, he is the fourth player in franchise history to produce one kickoff return touchdown and two punt return touchdowns in his career.

Since entering the NFL in 2017, Agnew's three total return touchdowns lead the League.

PLAYERS WITH 1 KR TD & 2 PR TDs, LIONS HISTORY

Player	Pos.	Seasons	KR TD	PR TD	Return TDs
Jamal Agnew	CB	2017-19	1	2	3
Eddie Drummond	WR	2002-06	2	4	6
Mel Gray	RB	1989-94	5	2	7
Lem Barney	DB	1967-77	1	2	3

Agnew's kickoff return average of 30.8 ranks fifth in the NFL among players who have returned at least three kickoffs.

HIGHEST KICKOFF RETURN AVERAGE (3 RETURN MINIMUM), 2019 NFL SEASON

Rank	Player	Team	Pos.	KR	Yds.	Avg.	TDs
1	Brandon Wilson	CIN	S	9	337	37.4	1
2	Dwayne Harris	OAK	WR	4	149	37.3	0
3	Diontae Spencer	DEN	WR	3	99	33.0	0
4	Cordarrelle Patterson	CHI	WR	13	417	32.1	1
5	Jamal Agnew	DET	CB	8	246	30.8	1

SPECIALIZING IN SPECIAL TEAMS

Lions LB **Jalen Reeves-Maybin** and S **Miles Killebrew** are among the NFL leaders in special teams tackles this season.

MOST SPECIAL TEAMS TACKLES, 2019 NFL SEASON

Rank	Player	Team	Games	Solo	Asst.	Total
1t	Miles Killebrew	DET	7	8	1	9
1t	Tyler Matakevich	PIT	7	9	0	9
3	Jalen Reeves-Maybin	DET	7	7	1	8

MOST SOLO SPECIAL TEAMS TACKLES, 2019 NFL SEASON

Rank	Player	Team	Games	Solo	Asst.	Total
1	Tyler Matakevich	PIT	7	9	0	9
2	Miles Killebrew	DET	7	8	1	9
3t	Jalen Reeves-Maybin	DET	7	7	1	8
3t	Drue Tranquill	LAC	8	7	0	7

Since entering the NFL in 2016, Killebrew has 28 solo special teams tackles, tied for the fifth-most in the NFL over that span.

MOST SOLO SPECIAL TEAMS TACKLES, 2016-19 NFL SEASONS

Rank	Player	Team	Games	Solo
1	Tyler Matakevich	PIT	54	39
2	Justin Bethel	ARI/BAL	54	36
3	Michael Thomas	MIA/NYG	53	34
4	Deshazor Everett	WAS	51	29
5t	Miles Killebrew	DET	55	28
5t	Brynden Trawick	BAL/OAK/TEN	49	28



INDIVIDUAL PLAYER NOTES – MATT PRATER

AMONG THE ACTIVE LEADERS

Lions K **Matt Prater** is one of the most productive kickers in the NFL and is making a historical legacy as well.

TOP 10 SCORERS, ACTIVE NFL PLAYERS UNDER CONTRACT

Rank	Player	Team	Games	FG	PAT	Pts
1	Adam Vinatieri	IND	360	593	865(1#)	2,646
2	Stephen Gostkowski	NE	204	374	653	1,775
3	Robbie Gould	SF	215	371	476	1,589
4	Mason Crosby	GB	200	318	574	1,528
5	Matt Prater	DET	178	288	436	1,300

= Two-Point Conversion

50+ YARD FIELD GOAL %, NFL HISTORY

Rank	Player	Made	Att.	Percent
1	Matt Prater	51	66	77.3
2	Robbie Gould	29	40	72.5
3	Jeff Wilkins	26	36	72.2

50+ YARD FIELD GOALS MADE, NFL HISTORY

Rank	Player	Made	Att.	Percent
1	Sebastian Janikowski	58	105	55.2
2	Jason Hanson	52	93	55.9
3	Matt Prater	51	66	77.3

NFL POINTS LEADERS, SINCE 2008

Rank	Player	GP	FGM	XPM	Total Points
1	Stephen Gostkowski	172	333	536	1,535
2	Mason Crosby	184	287	526	1,387
3	Matt Prater	174	287	435	1,296
4	Matt Bryant	163	291	421	1,294

MOST 100 POINT SEASONS, NFL SINCE 2008

Rank	Player	Team	Count
1t	Mason Crosby	GB	10
1t	Stephen Gostkowski	NE	10
3	Adam Vinatieri	IND	9
4t	Matt Prater	DEN/DET	8
4t	Matt Bryant	TB/ATL	8
4t	Robbie Gould	CHI/SF	8

MAKING THE KICKS COUNT



Prater is making his mark on the Lions' all-time records and continues to be one of the League's most productive kickers. Prater is currently tied for seventh in the NFL with 14 field goals made, while he ranks eighth in the NFL among kickers with 60 points scored.

POINTS SCORED, LIONS HISTORY

Rank	Player	Pos.	Games	Points
1	Jason Hanson	K	327	2,150
2	Eddie Murray	K	174	1,113
3	Barry Sanders	RB	153	654
4	Errol Mann	K	98	636
5	Matt Prater	K	81	614

FIELD GOALS MADE, LIONS HISTORY

Rank	Player	Seasons	FGM	FGA	FG %
1	Jason Hanson	1992-2012	495	601	82.4
2	Eddie Murray	1980-1991	233	325	75.1
3	Matt Prater	2014-2019	146	169	86.4

FIELD GOAL PERCENTAGE (MIN. 50 ATTEMPTS), LIONS HISTORY

Rank	Player	Seasons	FGM	FGA	FG %
1	Matt Prater	2014-2019	146	169	86.4
2	Jason Hanson	1992-2012	495	601	82.4
3	Eddie Murray	1980-1991	233	325	75.1
4	Benny Ricardo	1976-79	40	60	66.7
5	Errol Mann	1969-76	141	214	65.9

INDIVIDUAL PLAYER NOTES – SAM MARTIN

TURN DOWN FOR PUNTS

Lions P **Sam Martin** ranks among the best punters in team history in several categories.

BEST GROSS PUNTING AVERAGE, LIONS HISTORY

Rank	Player	Games	Punts	Gross Yards	Gross Avg.
1	Sam Martin	97	426	19,586	46.0
2	Nick Harris	136	694	29,857	43.0
3	Jim Arnold	114	536	22,893	42.7

BEST NET PUNTING AVERAGE, LIONS HISTORY

Rank	Player	Games	Punts	Net Yards	Net Avg.
1	Sam Martin	97	426	17,419	40.8
2	Nick Harris	136	694	25,278	36.3
3	Jim Arnold	114	536	19,300	35.8

MOST PUNTS YARDS, LIONS HISTORY

Rank	Player	Games	Punts	Yards
1	Nick Harris	136	694	29,857
2	Jim Arnold	114	536	22,893
3	Yale Lary	133	503	22,279
4	John Jett	95	503	21,494
5	Sam Martin	97	426	19,586

MOST PUNTS INSIDE THE 20-YARDLINE, LIONS HISTORY

Rank	Player	Games	Punts	I-20
1	Nick Harris	136	694	210
2	Sam Martin	97	426	156
3	John Jett	95	503	154
4	Jim Arnold	114	536	124
5	Tom Skladany	57	268	64



PUNTING WITH A PURPOSE

Lions P **Sam Martin** ranks among the best punters in team history in several categories.

TOP 10 PUNTING AVERAGE, ACTIVE NFL PLAYERS WITH 150+ PUNTS

Rank	Player	Team	No.	Avg.	Long
1	Johnny Hekker	LAR	568	47.0	78
2	Thomas Morestead	NO	602	46.8	70
3	Andy Lee	ARI	1,257	46.6	82
4	Tress Way	WAS	397	46.4	77
5	Bryan Anger	HOU	568	46.2	73
6	Sam Martin	DET	426	46.0	72
7	Brett Kern	TEN	881	45.9	79
8	Matt Bosher	ATL	489	45.7	69
9	Lachlan Edwards	NYJ	297	45.6	70
10t	Riley Dixon	NYG	264	45.5	63
10t	Britton Colquitt	MIN	742	45.5	79



REACHING THE TOP 100



*Players featured are active

MUHLBACH MAKING HIS PLACE IN HISTORY



Muhlbach as an undrafted rookie free agent with the Lions in 2004

Lions LS **Don Muhlbach** entered the top-100 most games played in NFL history by appearing in Week 6 at Green Bay. He is now currently tied for the 84th-most games played in NFL history (235).

Muhlbach first signed with the Lions in 2004, and has gone on to become only the second player in team history to appear in 16 seasons for the club. His 235 career games also rank as the second-most in franchise history. He has snapped for 13 game-winning field

goals and four game-winning extra points in his career. Of his 586 career snaps on punts, only one of those have been blocked.

Muhlbach joins Giants QB Eli Manning and Cardinals WR Larry Fitzgerald as the longest tenured players with their respective NFC teams. After going unselected in the 2004 NFL Draft, Muhlbach and Eagles T Jason Peters are the only undrafted rookies from that year to remain active in 2019.

MOST CAREER GAMES PLAYED - NFL HISTORY

Rk	Player	Pos.	Years	Gms	Rk	Player	Pos.	Years	Gms
1	Morten Andersen^	K	1982-2007	382	52t	Patrick Mannelly	LS	1998-2013	245
2	Adam Vinatieri*	K	1996-present	360	52t	Mike Webster^	OL	1974-2000	245
3	Gary Anderson	K	1982-2004	353	54t	Ray Donaldson	OL	1980-1996	244
4	Jeff Feagles	P	1988-2009	352	54t	Chris Gardocki	P	1991-2006	244
5	George Blanda^	QB	1949-1975	340	54t	Ricky Proehl	WR	1990-2006	244
6	Jason Hanson	K	1992-2012	327	43t	Matt Turk	P	1995-2011	244
7	Phil Dawson	K	1999-2018	305	58	Bill Romanowski	LB	1988-2003	243
8	Jerry Rice^	WR	1985-2004	303	59t	Dan Marino^	QB	1983-1999	242
9t	John Carney	K	1988-2010	302	59t	Matt Bryant*	K	2002-present	242
9t	Brett Favre^	QB	1991-2010	302	59t	Larry Fitzgerald*	WR	2004-present	242
11	John Kasay	K	1991-2011	301	62t	Ronde Barber	DB	1997-2012	241
12	Matt Stover	K	1991-2009	297	62t	Craig Hentrich	P	1994-2009	241
13	Bruce Matthews^	OL	1983-2001	296	62t	Kevin Mawae^	OL	1994-2009	241
14	Darrell Green^	CB	1983-2002	295	62t	Ed White	OL	1969-1985	241
15	Shane Lechler	P	2000-2017	286	66t	Ryan Longwell	K	1997-2012	240
16t	Sebastian Janikowski	K	2000-2018	284	66t	Ron McDole	DE	1961-1978	240
16t	Sean Landeta	P	1985-2005	284	66t	Mick Tingelhoff^	OL	1962-1978	240
18	Jim Marshall	DE	1960-1979	282	66t	Andy Lee*	P	2004-present	240
19	Trey Junkin	LS	1983-2002	281	70t	Jerry Fontenot	OL	1988-2004	239
20	Bruce Smith^	DE	1985-2003	279	70t	Charlie Joiner^	WR	1969-1986	239
21	Clay Matthews	LB	1978-1996	278	70t	Chris Mohr	P	1989-2004	239
22	Tom Brady*	QB	2000-present	277	70t	Lorenzo Neal	FB	1993-2008	239
23	Norm Johnson	K	1982-1999	273	74t	Bryan Barker	P	1990-2005	238
24	Tony Gonzalez^	TE	1997-2013	270	74t	Brad Maynard	P	1997-2011	238
25t	Lou Groza^	K	1946-1967	268	74t	Reggie Roby	P	1983-1998	238
25t	Junior Seau^	LB	1990-2009	268	74t	Rod Woodson^	DB	1987-2003	238
27	Drew Brees*	QB	2001-present	267	78t	David Akers	K	1998-2013	237
28t	Peyton Manning	QB	1998-2015	266	78t	Terrell Suggs*	LB	2003-present	237
28t	Julius Peppers	DE	2002-2018	266	79t	Ethan Albright	LS	1995-2010	236
30t	Lomas Brown	OL	1985-2002	263	79t	Antonio Gates	TE	2003-2018	236
30t	Jason Elam	K	1993-2009	263	79t	Clyde Simmons	DE	1986-2000	236
30t	Jan Stenerud^	K	1967-1985	263	79t	Ted Washington	DL	1991-2007	236
33	Ray Brown	OL	1986-2005	262	84t	Don Muhlbach*	LS	2004-present	235
34	Nick Lowery	K	1978-1996	260	84t	Matt Bahr	K	1979-1995	235
35t	Lee Johnson	P	1985-2002	259	84t	Mike Leach	LS	2000-2015	235
35t	Jackie Slater^	OL	1976-1995	259	84t	Olindo Mare	K	1997-2012	235
37t	David Binn	LS	1994-2010	256	84t	Pete Metzelaars	TE	1982-1997	235
37t	London Fletcher	LB	1998-2013	256	89t	Jim Bakken	P/K	1962-1978	234
39t	Tim Brown^	WR	1988-2004	255	89t	Stan Brock	OL	1980-1995	234
39t	Irving Fryar	WR	1984-2000	255	89t	Cris Carter^	WR	1987-2002	234
39t	Earl Morrall	QB	1956-1976	255	89t	John Elway^	QB	1983-1998	234
42	Charles Woodson	DB	1998-2015	254	89t	Kendall Gammon	LS	1992-2006	234
43	Mike Kenn	OL	1978-1994	251	89t	Eli Manning*	QB	2004-present	234
44t	Pat Leahy	K	1974-1991	250	89t	Lawyer Milloy	DB	1996-2010	234
44t	Eddie Murray	K	1980-2000	250	89t	Andre Reed^	WR	1985-2000	234
44t	Eugene Robinson	DB	1985-2000	250	89t	Tony Richardson	FB	1995-2010	234
47	Al Del Greco	K	1984-2000	248	98t	James Lofton^	WR	1978-1993	234
48t	Blair Bush	OL	1978-1994	246	98t	Rohn Stark	P	1982-1997	233
48t	Fran Tarkenton^	QB	1961-1978	246	98t	Jason Taylor	DE	1997-2011	233
48t	Jeff Van Note	OL	1969-1986	246	98t	Vinny Testaverde	QB	1987-2007	233

^ = Pro Football Hall of Famer

* = Active Player



NEW AND OLD

IRON LION



Since joining the Lions in 2004, **Don Muhlbach** has been one of the most consistent players in franchise history. In Week 1 at Arizona, Muhlbach became the second player in franchise history to appear in 16 seasons with the club.

MOST GAMES PLAYED, LIONS HISTORY

Rank	Player	Pos.	Games	Years
1	Jason Hanson	K	327	1992-2002
2	Don Muhlbach	LS	235	2004-19
3	Dominic Raiola	C	219	2001-14

MOST SEASONS PLAYED, LIONS HISTORY

Rank	Player	Pos.	Seasons	Games	Years
1	Jason Hanson	K	21	327	1992-2012
2	Don Muhlbach	LS	16	235	2004-19
3	Wayne Walker	LB	15	200	1958-72
4t	Dominic Raiola	C	14	219	2001-14
4t	Dick LeBeau	CB	14	185	1959-72

Muhlbach ranks tied for ninth among active players in games played, and can become the first Lion ever to play all 160 games in a given decade since the NFL schedule expanded to 16 games in 1978.

MOST CAREER GAMES PLAYED, ACTIVE PLAYERS

Rk.	Pos.	Player	Games	Years
1	K	Adam Vinatieri	360	1996-2019
2	QB	Tom Brady	277	2000-19
3	QB	Drew Brees	267	2001-19
4	TE	Jason Witten	246	2003-19
5t	K	Matt Bryant	242	2002-19
5t	WR	Larry Fitzgerald	242	2004-19
7	P	Andy Lee	240	2004-19
8	LB	Terrell Suggs	237	2003-19
9	LS	Don Muhlbach	235	2004-19
10	QB	Eli Manning	234	2004-19

Muhlbach is currently tied for the 84th-most games played in NFL history (235). He can catapult into the top-60 most games played this season if he appears in all 16.

WELCOME TO THE PRIDE

The Lions bring 22 new players to the 53-man roster this season, amounting for 41.5 percent of the team. That total includes 13 veterans and nine rookies.

FREE AGENT ADDITIONS (11)

No.	Pos.	Name	Exp.	Previous Team	Type
76	OL	Oday Aboushi	7	ARI	UFA
80	WR	Danny Amendola	11	MIA	FA
27	CB	Justin Coleman	5	SEA	UFA
96	DT	Mike Daniels	8	GB	FA
2	QB	Jeff Driskel	4	CIN	FA
17	WR	Marvin Hall	3	CHI	FA
90	DE	Trey Flowers	5	NE	UFA
83	TE	Jesse James	5	PIT	UFA
26	RB	Paul Perkins	4	NYG	FA
29	CB	Rashaan Melvin	7	OAK	UFA
82	TE	Logan Thomas	5	BUF	FA

2019 DRAFT CLASS (5)

No.	Pos.	Name	Rd.	Pick	School
88	TE	T.J. Hockenson	1	8	Iowa
51	LB	Jahlani Tavai	2	43	Hawaii
25	S	Will Harris	3	81	Boston College
24	CB	Amani Oruwariye	5	146	Penn State
31	RB	Ty Johnson	6b	186	Maryland

UNDRAFTED ROOKIE FREE AGENTS (3)

No.	Pos.	Name	School
63	G	Beau Benzschawel	Wisconsin
49	S	C.J. Moore	Mississippi
92	DT	Kevin Strong	Texas-San Antonio

TRADE (1)

No.	Pos.	Name	Previous Team
10	QB	David Blough	Cleveland

WAIVER WIRE (2)

No.	Pos.	Name	Previous Team
41	RB	J.D. McKissic	Seattle
34	RB	Tra Carson	Green Bay



WHAT TO WATCH FOR – WEEK 9

WR DANNY AMENDOLA

- Needs eight receptions to join WR **Calvin Johnson**, WR **Herman Moore** and WR **Brett Perriman** as the only players in franchise history to record three straight games with at least eight receptions.
- Needs eight receptions to become the oldest player in the NFL since WR **Cris Carter** (1999) to record three straight games with at least eight receptions.



DE TREY FLOWERS

- Needs 2.0 sacks to join DE **Ezekiel Ansah** as the only players in franchise history to record consecutive multi-sack games in their first season with the team. He would also become the first player since Ansah in 2017 to record consecutive multi-sack games.

WR KENNY GOLLADAY

- Needs one receiving touchdown to tie WR **Dorne Dibble** and WR **Johnnie Morton** (15) for the fifth-most receiving touchdowns by a Lions player in their first three seasons.
- Needs one 100-yard receiving game to tie WR **Gail Cogdill** (7) for the third-most 100-yard games in the first three years of their career in franchise history.

WR MARVIN HALL

- Needs one reception of 45-plus yards to become the first Lion since WR **Pat Studstill** (1966) to record a reception of 45+ yards in four straight games.
- Needs one reception of 30+ yards to be the first Lions player since WR **Marvin Jones Jr.** to catch a 30+ yard pass in five consecutive games.

WR MARVIN JONES JR.

- Needs 91 receiving yards to join WR **Roy Williams**, WR **Golden Tate**, WR **Herman Moore**, and WR **Calvin Johnson** as the only players in Lions history to record four consecutive seasons with at least 500 receiving yards and four touchdowns.

K MATT PRATER

- Needs two made field goals of 50-plus yards to pass K **Jason Hanson** (52) for the second-most converted field goals of 50-plus yards in NFL history.
- Needs one made field goal to join K **Adam Vinateri** and K **Mason Crosby** as the only active kickers to make 15 field goals in 12 consecutive seasons.

QB MATTHEW STAFFORD

- Needs 124 passing yards to pass QB **Drew Brees** (40,742) for the third-most passing yards by a quarterback in their first 11 seasons.
- Needs two passing touchdowns to pass QB **Dan Fouts** (254) for the 20th-most by a quarterback in NFL history.
- Needs 304 passing yards to pass QB **Kerry Collins** (40,922) for the 18th-most passing yards in NFL history.
- Needs three touchdown passes to become the first Lions quarterback to throw for three touchdown passes in three consecutive game since he did so in 2012. Stafford would be the only player in Lions history with multiple three-game stretches.
- Needs four passing touchdowns to become one of eight players in NFL history to pass for at least 20 touchdowns in nine consecutive seasons.



DB TRACY WALKER

- Needs seven solo tackles to pass LB **Deandre Levy** (55) for the Lions franchise record for the most solo tackles in the first eight games of the season.
- Needs six tackles to pass CB **Chris Cash** (61) for the Lions franchise record for the most tackles by a defensive back in the first eight games of the season.

TEAM NOTES

- Need one 100-yard receiving performance to set a franchise record for the most 100-yard receivers within the first eight games of a season.



WELCOME TO DETROIT

2019 DRAFT CLASS (ON TEAM)

ROUND 1 - TE T.J. HOCKENSON



Rd.	Pick	Pos.	Ht.	Wt.	College
1	8	TE	6-5	247	Iowa

2018 NCAA Stats: 49 rec., 760 yds., 6 TDs

ROUND 2 - LB JAHLANI TAVAI



Rd.	Pick	Pos.	Ht.	Wt.	College
2	43	LB	6-2	250	Hawaii

2018 NCAA Stats: 82 tackles, 2.0 sacks, 5.5 TFLs

ROUND 3 - S WILL HARRIS



Rd.	Pick	Pos.	Ht.	Wt.	College
3	81	DB	6-1	207	Boston College

2018 NCAA Stats: 75 tackles, 1 INT, 2 FRs

ROUND 4 - DE AUSTIN BRYANT (IR)



Rd.	Pick	Pos.	Ht.	Wt.	College
4	117	DE	6-6	261	Clemson

2018 NCAA Stats: 44 tackles, 9.0 sacks, 15.0 TFLs

ROUND 5 - CB AMANI ORUWARIYE



Rd.	Pick	Pos.	Ht.	Wt.	College
5	146	DB	6-2	205	Penn State

2018 NCAA Stats: 51 tackles, 3 INTs, 15 PDs


ROUND 6 - WR TRAVIS FULGHAM (PRACTICE SQUAD)



Rd.	Pick	Pos.	Ht.	Wt.	College
6	184	WR	6-2	215	Old Dominion

2018 NCAA Stats: 63 rec., 1,083 yds., 9 TDs

ROUND 6 - RB TY JOHNSON



Rd.	Pick	Pos.	Ht.	Wt.	College
6	186	RB	5-11	210	Maryland

2018 NCAA Stats: 66 att., 506 yds., 7.7 avg., 3 TDs

ROUND 7 - TE ISAAC NAUTA (PRACTICE SQUAD)



Rd.	Pick	Pos.	Ht.	Wt.	College
7	224	TE	6-3	246	Georgia

2018 NCAA Stats: 30 rec., 430 yds., 3 TDs

2019 KEY VETERAN ADDITIONS



DE TREY FLOWERS

A two-time Super Bowl champion who led the Patriots in sacks in each of the last three seasons (2016-18), Flowers joined the Lions as an unrestricted free agent on March 14, 2019.



WR DANNY AMENDOLA

A two-time Super Bowl champion who once led the NFL in kickoff return yards (2009) and all-purpose yards (2010), Amendola joined the Lions as a free agent on March 11, 2019.



CB JUSTIN COLEMAN

The only CB to produce two interceptions for touchdowns and one fumble return for a touchdown over the last two seasons, Coleman joined Detroit on March 14, 2019.



WHAT THE NEW GUYS BRING



DE TREY FLOWERS

A two-time Super Bowl champion, Lions DE **Trey Flowers** led the Patriots in sacks from 2016-18, becoming the seventh player in franchise history to lead the team in sacks for three-straight seasons. Since 2016, he leads the NFL with 5.5 postseason sacks, and is 1-of-4 players in the NFL to total at least 150 tackles, 55 quarterback hits, 25 tackles for loss, 20.0 sacks and five forced fumbles in that span.



WR DANNY AMENDOLA

Since 2013, Lions WR **Danny Amendola** is tied for the most postseason receiving touchdowns among active players with six. Amendola has won two Super Bowls and has led the NFL in kickoff return yards and all-purpose yards in different seasons. He ranks seventh in Super Bowl history in receptions (21) and receiving yards (278).




CB JUSTIN COLEMAN

Since the 2017 season, Lions CB **Justin Coleman** is the only CB in the NFL to produce two interception returns for touchdowns and one fumble return for a touchdown. The one-time Super Bowl champion tied for the NFL-lead with two interceptions returned for touchdowns in 2017, and has collected 2.0 sacks over the last two seasons.



TE JESSE JAMES

Lions TE **Jesse James** was one of five tight ends in the NFL to average at least 14.0 yards per catch on 30-plus receptions in 2018. He left Pittsburgh ranked sixth in receptions (120), seventh in touchdowns (nine) and eighth in receiving yards (1,189) among all-time Steelers tight ends.



DT MIKE DANIELS

Since becoming a full-time starter in 2014, Lions DT **Mike Daniels** is one-of-two DTs in the NFL (Sheldon Richardson) to produce at least 150 tackles, 25 TFLs, 20.0 sacks & 1 INT over the last 5 seasons. He tied for the most sacks by a DT in Packers history (29.0) and became the first DT in Packers history to have at least 4.0 sacks in five-straight seasons.



LIONS VS. RAIDERS

2019 TEAM LEADERS

RAIDERS

PASSING YARDS
Derek Carr 1,695 **Matthew Stafford** 2,093

RUSHING YARDS
Josh Jacobs 620 **Kerryon Johnson** 308
DeAndre Washington 126 **Two Players** 108

RECEIVING YARDS
Darren Waller 496 **Kenny Golladay** 508
Tyrell Williams 307 **Marvin Jones Jr.** 409

POINTS SCORED
Daniel Carlson 37 **Matt Prater** 60
Tyrell Williams 30 **Kenny Golladay** 36

DEFENSIVE TACKLES
Tahir Whitehead 50 **Tracy Walker** 56
Karl Joseph 36 **Rashaan Melvin** 30

SACKS
Benson Mayowa 5.5 **Trey Flowers** 3.0
Two Players 2.0 **Devon Kennard** 3.0

INTERCEPTIONS
Nicholas Morrow 1 **Justin Coleman** 1
Erik Harris 1 **Dariusz Lay** 1
Gareon Conley 1 **Tracy Walker** 1

LIONS

ALL-TIME RECORDS



SINGLE-GAME PASSING YARDS VS. OAKLAND RAIDERS

Rk.	Player	Date	Passing Yds.	TDs
1	Matthew Stafford	12/18/11	391	4
2	Scott Mitchell	10/13/96	343	3
3	Jon Kitna	9/9/07	289	3
4	Matthew Stafford	11/22/15	282	0
5	Chuck Long	9/20/87	255	1

SINGLE-GAME RUSHING YARDS VS. OAKLAND RAIDERS


Rk.	Player	Date	Att.	Yds.	TDs
1	Barry Sanders	12/10/90	25	176	2
2	Billy Sims	9/27/81	21	133	1
3	Mel Farr	11/26/70	20	104	1
4	Tatum Bell	9/9/07	15	87	1
5	Greg Landry	11/26/70	7	77	0

SINGLE-GAME RECEIVING YARDS VS. OAKLAND RAIDERS

Rk.	Player	Date	Rec.	Yds	TDs
1	Calvin Johnson	12/18/11	9	214	2
2	Pete Mandley	9/20/87	7	110	0
3	Herman Moore	10/13/96	10	109	2
4	Johnnie Morton	10/13/96	8	109	1
5	Shaun McDonald	9/9/07	6	90	1

SINGLE-GAME POINTS SCORED VS. OAKLAND RAIDERS

Rk.	Player	Date	Points
1t	Jason Hanson	9/9/07	12
1t	Calvin Johnson	12/18/11	12
1t	Herman Moore	10/13/96	12
1t	Barry Sanders	12/10/90	12
1t	Charlie Sanders	11/26/70	12
6	Jason Hanson	11/02/03	11
7t	Eddie Murray	9/27/81	10
7t	Matt Prater	11/22/15	10
9t	Errol Mann	11/10/74	7
9t	Eddie Murray	12/10/90	7



2019 RECORD **2019 RECORD**
3-4, 2nd AFC WEST **3-3-1, 3rd NFC NORTH**



OAKLAND RAIDERS SERIES INFORMATION

RAIDERS 2019 SCHEDULE

Sept. 9	vs. Denver Broncos
Sept. 15	vs. Kansas City Chiefs
Sept. 22	at Minnesota Vikings
Sept. 29	at Dallas Cowboys
Oct. 6	vs. Chicago Bears
Oct. 20	at Green Bay Packers
Oct. 27	at Houston Texans
Nov. 3	vs. Detroit Lions
Nov. 7 (Thurs.)	vs. Los Angeles Chargers
Nov. 17	vs. Cincinnati Bengals
Nov. 24	at New York Jets
Dec. 1	at Kansas City Chiefs
Dec. 8	vs. Tennessee Titans
Dec. 15	vs. Jacksonville Jaguars
TBD	at Los Angeles Chargers
Dec. 29	at Denver Broncos

2018 Results: 4-12

LIONS SERIES RECORDS

Rushing Attempts		
1 Barry Sanders	25	12/10/90
Rushing Yards		
1 Barry Sanders	176	12/10/90
Rushing Touchdowns		
1 Barry Sanders	2	12/10/90
Pass Attempts		
1 Matthew Stafford	52	12/18/11
Pass Completions		
1 Scott Mitchell	31	10/13/96
2 Matthew Stafford	29	12/18/11
Passing Yards		
1 Matthew Stafford	391	12/18/11
Touchdown Passes		
1 Matthew Stafford	4	12/18/11
Passes Intercepted		
1t MR: Jon Kitna	2	9/9/07
Receptions		
1 Herman Moore	10	10/13/96
2 Calvin Johnson	9	12/18/11
Receiving Yards		
1 Calvin Johnson	214	12/18/11
2 Pete Mandley	110	9/20/87
Receiving Touchdowns		
1t Charlie Sanders	2	11/26/70
1t Herman Moore	2	10/13/96
1t Calvin Johnson	2	12/18/11
Interceptions		
1t MR: Travis Fisher	1	9/9/07
1t Dewayne White	1	9/9/07
Points		
1t Charlie Sanders	12	11/26/70
1t Barry Sanders	12	12/10/90
1t Herman Moore	12	10/13/96
1t Jason Hanson	12	9/9/07
1t Calvin Johnson	12	12/18/11
Touchdowns		
1t Charlie Sanders	2	11/26/70

1t Barry Sanders	2	12/10/90
1t Herman Moore	2	10/13/96
1t Calvin Johnson	2	12/18/11
Field Goals		
1t Eddie Murray	3	9/27/81
1t Jason Hanson	3	11/2/03
1t Jason Hanson	3	9/9/07
1t Matt Prater	3	11/22/15

Punts		
1 Mike Black	10	12/10/84
Punt Returns		
1 Robbie Martin	6	9/27/81
Punt Return Yards		
1 Robbie Martin	76	9/27/81
Kickoff Returns		
1t Jimmie Jones	5	11/10/74
1t Glyn Milburn	5	10/13/96
Kickoff Return Yards		
1 Glyn Milburn	119	10/13/96

Longest Plays		
Rush: Fred Scott	36	11/19/78
Pass: Landry-to-Farr	58	11/26/70
KR: Reggie Swinton	61	11/2/03
Punt: Tom Skladany	74	9/27/81
PR: Robbie Martin	23	12/10/84
Int: Jimmy Allen	30	9/27/81
	30	11/2/03
	54	11/2/03

MR: several players, most recent

RECORDS & RESULTS

Overall	6-6-0
Home.....	4-2-0
Road.....	2-4-0
Ford Field.....	2-0-0
O.co Coliseum.....	1-3-0

Date	Site	Result
11-26-70	DET	W, 28-14
11-10-74	Oak	L, 13-35
11-19-78	Oak	L, 17-29
9-27-81	DET	W, 16-0
12-10-84	DET	L, 3-24
9-20-87	LA	L, 7-27
12-10-90	DET	L, 31-38
10-13-96	Oak	L, 21-37
11-2-03	DET	W, 23-13
9-9-07	Oak	W, 36-21
12-18-11	Oak	W, 28-27
11-22-15	DET	W, 18-13

Note: The Raiders were located in Oakland from 1960-81 and Los Angeles from 1982-94. The club returned to Oakland in 1995.

SERIES NOTES

➤ In the teams' first meeting, the Lions defeated Oakland 28-14 on Thanksgiving Day (11/26/70). The win was the second of five straight wins that propelled the Lions to their first playoff berth since 1957. RB

Mel Farr rushed 21 times for 121 yards to rally Detroit from a 14-0 deficit.

➤ The Lions shut out the defending Super Bowl champion Raiders 16-0 on September 27, 1981. Detroit was the first team to shut out the Raiders in 15 years, by limiting Oakland to only 131 yards in total offense. The Lions collected six sacks and DB Jimmy Allen intercepted his fourth pass in as many games. RB Billy Sims earned his second consecutive 100-yard rushing game (133 yards) while RB Dexter Bussey passed RB Altie Taylor as the club's all-time leading rusher.

➤ On Monday Night Football (December 10, 1990), there were five Heisman Trophy winners on the field (Det: Barry Sanders and Andre Ware, Oak: Marcus Allen, Tim Brown and Bo Jackson). Sanders finished the game with 176 yards rushing, while Jackson led the Raiders with 129 yards on the ground.

➤ The Lions defeated the defending AFC Champion Oakland Raiders on November 2, 2003 at Ford Field, the Raiders' first trip to Detroit since 1990.

➤ DE Dewayne White was named NFC Defensive Player of the Week for his performance at Oakland (9/9/07) when Detroit scored 16 unanswered points in the final 10:45. After the Lions took a 26-21 lead in the fourth quarter, White intercepted a pass on the ensuing Raiders drive and returned it 28 yards to set up a field goal. On the first play of the next Oakland possession, White recorded a sack-fumble that was recovered by the Lions, which set up a touchdown to seal the win.

➤ Trailing 27-14 with 7:47 left in the fourth quarter on December 18, 2011, the Lions completed the 13-point comeback and became the first team in NFL history to record four 13+ point comebacks in a season. The Lions game-winning drive started at the Raiders' 2-yard line with 2:14 left in the fourth quarter and was completed when QB Matthew Stafford hit WR Calvin Johnson on a 6-yard touchdown pass with 0:39 left to play.

➤ QB Matthew Stafford broke the Lions single-season touchdown record with his 33rd touchdown pass of the season at Oakland (12/18/11). He passed QB Scott Mitchell who threw for 32 in 1995. Stafford completed the 2011 season with 41 touchdown passes.

➤ WR Calvin Johnson became the first player in franchise history to reach 700 career receptions in a 18-13 win over the Raiders at Ford Field (11/22/15).



LIONS VS. RAIDERS MATCHUP INFORMATION

BIG GAMES VS. OAKLAND



In Lions QB **Matthew Stafford's** first-ever game against Oakland, he threw for 391 yards and four touchdowns, finishing with a 105.5 passer rating on Dec. 18, 2011.



When playing for the Broncos, Lions K **Matt Prater** made four field goals and converted two extra points against the Raiders on Dec. 6, 2012.



As a member of the Patriots, Lions DE **Trey Flowers** recorded four tackles (two solo), 0.5 sack and a career-high four quarterback hits against Oakland on Nov. 19, 2017.

CAREER NUMBERS VS. OAKLAND

PASSING

Player	G	A-C-I	Pct.	Yds.	TD	Rtg.
M. Stafford	2	87-51-0	58.6	673	4	98.5
J. Driskel	1	33-14-1	42.4	130	1	51.3

RUSHING

Player	G	Att.	Yds.	Avg.	Lg.	TD
M. Stafford	2	7	36	5.1	18	1
J. Driskel	1	7	32	4.6	15	0
P. Perkins	1	3	12	4.0	5	0

RECEIVING

Player	G	Rec.	Yds.	Avg.	Lg.	TD
D. Amendola	4	15	147	9.8	18	1
J. James	2	4	41	10.3	22	1
M. Jones Jr.	2	2	19	9.5	12	0
L. Thomas	1	1	7	7.0	7	0

KICKING

Player	G	FGM	FGA	Pct.	Lg.	XPM	XPA	Pct.	Pts.
M. Prater	12	28	32	87.5	54	33	33	100.0	117

PUNTING

Player	No.	Yds.	Avg.	Lg.	TB	I20	Net
S. Martin	5	238	47.6	57	0	1	44.4

DEFENSE

Player	G	ST	AT	TT	Sk.	Yds.	INT	PD	FF	FR
D. Harrison Sr.	4	12	5	17	0.0	0.0	0	0	0	0
J. Coleman	1	6	0	6	0.0	0.0	0	0	0	0
C. Jones	1	5	0	5	0.0	0.0	0	0	0	0
R. Melvin	1	3	2	5	0.0	0.0	0	0	1	0
T. Flowers	1	2	2	4	0.5	1.0	0	1	0	0
D. Kennard	1	2	2	4	0.0	0.0	0	0	0	0
M. Daniels	1	1	1	2	0.0	0.0	0	0	0	0
D. Slay	1	2	0	2	0.0	0.0	0	0	0	0
T. Wilson	1	1	0	1	0.0	0.0	0	0	0	0

LIONS-RAIDERS CONNECTIONS

FORMER LIONS ON THE RAIDERS

- Raiders DE **Kasim Edebali** spent a portion of the 2017 season with the Lions.
- Raiders CB **Nevin Lawson** played for the Lions from 2014-18, in which he played in 62 games (54 starts), registering 194 total tackles, 25 pass defenses, one forced fumble and 1.0 sack.
- Raiders LB **Tahir Whitehead** spent the first six years of his career with the Lions. Whitehead appeared in 93 games (55 starts) and recorded 389 total tackles, 3.0 sacks, two forced fumbles and four interceptions.
- Raiders Offensive Coordinator **Greg Olson** was the offensive coordinator and quarterbacks coach for the Lions from 2003-04.

FORMER RAIDERS ON THE LIONS

- Lions WR **Marvin Hall** originally signed as an undrafted rookie free agent with the Raiders in 2016 and spent the offseason with the team.
- Lions OL **Oday Aboushi** spent the 2018 offseason with the Raiders.
- Lions CB **Rashaan Melvin** played in 14 games (seven starts) for the Raiders last season and contributed 56 total tackles, nine pass defenses and one interception.



Lions CB **Rashaan Melvin** played for the Raiders in 2018 and notched the most solo tackles (52) by a defensive back.

HOMETOWN CONNECTIONS

- Raiders DT **Johnathan Hankins** grew up in Dearborn Heights, Mich. and played at Southeastern High School.
- Raiders Senior Offensive Assistant **John Morton** grew up in Rochester Hills, Mich. and went on to attend Grand Rapids Community College (1989-90) and Western Michigan (1991-92).
- Lions DE **Trey Flowers** and Raiders LB **Nicholas Morrow** are both from Huntsville, Ala.
- Lions LB **Christian Jones'** father, Willie Jones, played three seasons with the Raiders (1979-81) and won the 1981 Super Bowl.

COLLEGE CONNECTIONS

Lions S **Tavon Wilson** and Raiders DT **Cory Liguett** played at Illinois together from 2008-10. The duo won the Texas Bowl in 2010, which was the program's first bowl victory since 1999.

Lions LB **Jarrad Davis**, QB **Jeff Driskel** and Raiders T **Trent Brown** all played at Florida from 2013-14. Raiders T **David Sharpe** also played for the Gators during the 2014 season. Lions G **Kenny Wiggins** and Raiders QB **Derek Carr** were teammates at Fresno State in 2010.



Lions LB **Christian Jones**, right, and Raiders S **Lamarcus Joyner**, left were key starters on a Florida State defense that allowed the fewest points per game (12.1) in the FBS during their 2013 National Championship season.

- Lions LB **Christian Jones** and Raiders C **Rodney Hudson** played together at Florida State in 2010. Raiders S **Lamarcus Joyner** and Jones were with the Seminoles from 2010-13, and went on to win the BCS National Championship in 2013.
- Lions T **Taylor Decker** and Raiders DT **Johnathan Hankins** were teammates at Ohio State in 2012.
- Lions C/G **Graham Glasgow** and Raiders DT **Maurice Hurst** played at Michigan together from 2014-15, going 10-3 and winning the Citrus Bowl.
- Lions OL **Beau Benzschawel** and Raiders FB **Alec Ingold** played at Wisconsin together from 2015-18. The duo led a rushing attack that finished fourth in yards per carry in 2018 (6.2).
- Lions CB **Darius Slay** and Raiders G **Gabe Jackson** played with each other at Mississippi State from 2011-12.
- Lions RB **Paul Perkins**, Raiders OL **Andre James** and T **Kolton Miller** played at UCLA together in 2015. Lions Assistant Offensive Line Coach **Hank Fraley** was the offensive line coach for both James and Miller in 2017.
- Lions DE **Romeo Okwara** and Raiders QB **DeShone Kizer** were teammates at Notre Dame from 2014-15.



LIONS-RADERS CONNECTIONS

COLLEGE CONNECTIONS CONT.

- Lions DL **Da'Shawn Hand** and Raiders RB **Josh Jacobs** played at Alabama from 2016-17 and were members of the 2017 College Football Championship team.



Lions DL **Da'Shawn Hand**, left, and Raiders RB **Josh Jacobs**, right, combined to go 27-2 in their two seasons at Alabama together.

PRO CONNECTIONS

- Lions CB **Rashaan Melvin** and Raiders QB **Mike Glennon** were teammates at Tampa Bay from 2013-14.
- Lions CB **Rashaan Melvin**, Raiders G/T **Denzelle Good** and DT **Johnathan Hankins** were teammates with the Colts from 2017.
- Lions DT **Damon Harrison Sr.**, LB **Devon Kennard**, DE **Romeo Okwara**, RB **Paul Perkins**, Raiders DT **Johnathan Hankins** and WR **Dwayne Harris** all played together for the Giants in 2016. Raiders DE **Josh Mauro** and S **Curtis Riley** played with Harrison Sr. and Perkins for the Giants in 2018.
- Lions WR **Danny Amendola** and Raiders G **Richie Incognito** spent one season together in 2009 with the St. Louis Rams.
- Lions G **Kenny Wiggins**, Raiders DT **Corey Liuget** and WR **Tyrell Williams** spent 2015-17 together with the Los Angeles Chargers.
- Lions T **Rick Wagner**, CB **Rashaan Melvin** and Raiders TE **Darren Waller** were all teammates in Baltimore during the 2015 season.
- Lions DT **Mike Daniels** played under Raiders Senior Defensive Assistant **Mike Trgovac** when he was the defensive line coach for the Packers from 2012-17. Trgovac helped Daniels tie the Packers franchise record for most sacks by a defensive tackle when he was there.
- Lions Running Backs Coach **Kyle Caskey** and Raiders Linebackers Coach **David Lippincott** spent nine seasons together on the Bengals staff from 2010-18.

PRO CONNECTIONS CONT.

- Lions DE **Trey Flowers** and Raiders T **Trent Brown** were teammates in New England during the 2018 season. The duo both started in Super Bowl victory over the Los Angeles Rams last season.
- Lions G **Kenny Wiggins** and Raiders TE **Derek Carrier** played in San Francisco together in 2013.
- Lions LB **Christian Jones** and Raiders QB **Mike Glennon** spent the 2017 season together with the Chicago Bears.
- Lions DT **Mike Daniels**, RB **Tra Carson** and Raiders WR **Trevor Davis** were teammates in Green Bay from 2016-18.
- Lions TE **Logan Thomas** and Raiders G **Richie Incognito** were teammates in Buffalo from 2016-17. Raiders WR **Zay Jones** was also a member of the Bills in 2017.
- Lions Offensive Coordinator **Darrell Bevell** held the same position in 2005 with the Packers when Raiders Wide Receivers Coach **Edgar Bennett** was the running backs coach.
- Lions DT **Mike Daniels**, RB **Tra Carson** and Raiders QB **DeShone Kizer** played in Green Bay during the 2018 season together.
- Lions Offensive Coordinator **Darrell Bevell** held the same position from 2011-17 with Seattle in which Raiders Offensive Line Coach **Tom Cable** held the same position. During the seven-year stint, the Seahawks offense ranked in the top-10 four times and helped RB Marshawn Lynch achieve 1st Team All-Pro in 2012. Raiders Assistant Offensive Line Coach **Lemuel Jeanpierre** played for the Seahawks from 2011-15 and was an offensive assistant for the team in 2017.



Lions Offensive Coordinator **Darrell Bevell**, right, and Raiders Offensive Line Coach **Tom Cable**, left, helped the Seahawks reach the playoffs in five of the seven seasons they were together from 2011-17, including back-to-back Super Bowl appearances with one victory in the 2014 Super Bowl.

It's a Marathon

Lions WR **Marvin Hall** entered the League with the Oakland Raiders as an undrafted free agent, and was reunited with his best friend, WR Jaydon Mickens. The pair were high school teammates and then played at the University of Washington together. In three stages of their lives, the two have donned the same jersey. Now at the professional level, he did not have to go through rookie mini-camp or the agony of training



camp alone. Roster cuts separated the two, and Hall suddenly had to continue his professional

journey alone. As he maneuvered around the League as a rookie, teams were impressed – not just by his work ethic – but because of his speed. There is little room for debate: Hall is *fast*. At the NFL Combine, he ran his 40-yard dash in 4.28 seconds, a mere six-tenths of a second shy of the Combine record.

He can sprint down the field and dodge defenders. But Hall knows that the NFL is a marathon, not a sprint. His patience and belief in his own abilities have landed in him Detroit. It is his newest home and one that has an offense that fits him quite comfortably. He is able to showcase his speed and continuously work towards his goals in the NFL.

Dunkin' Decker

Growing up, Lions T **Taylor Decker** never thought he would be playing professional football for a living. Instead, he imagined himself as a basketball player – and at 6'7," his dream wasn't exactly far-fetched. He loved the sport so much that his friends and family had



to convince him to fully make the switch to football. As he progressed as an athlete at Butler High School in Vandalia, Ohio, Decker finally committed to the gridiron.

After a successful collegiate career at the Ohio State University, and becoming the Lions' first-round draft pick in 2016, the fourth-year veteran has reflected that his time as a basketball player actually helped him become better on the football field.

"Probably the main thing basketball would help you with is footwork," Decker said. "Not that defending in basketball is like pass-blocking, but you kind of are mirroring the guy and to be able to react to what any other guy is doing with foot movement. Then when you're posting up, you have to get leverage."

Even as a professional football player, Decker still uses fundamentals that he learned on the hardwood back in high school.

AniME

Lions DT **Mike Daniels** is a self-proclaimed anime fan first, and football player second. Anime is a style of Japanese film animation that often has action-filled plots filled with futuristic themes. As a teenager, Daniels was the subject of bullying because of his affinity for anime. Despite what the bullies thought, the New Jersey native stayed true to himself and continued to proudly show his support for anime. He even turned the hateful comments into motivation on the football field, propelling him to a successful career as an athlete. Daniels uses his platform as a professional athlete to encourage children to "be themselves," pursue their passions and to be kind to others.



ONE-LIONERS

You know them by face and jersey number – but the 2019 Lions aren't just making plays on the field. Here's everything they're doing off the field.

DE Trey Flowers Uplifts Breast Cancer Survivors

According to U.S. Breast Cancer Statistics, about one in eight women in the U.S. will be diagnosed with the disease in their lifetime. Lions DE **Trey Flowers**' sister, Jazzmine, was one of those eight individuals. In 2012, Jazzmine was diagnosed with breast cancer in 2012 at the age of 21. Since her diagnosis, the Alabama native made a commitment to produce a Breast Cancer Awareness event with his sister each October. Flowers of the Future Foundation, Flowers' non-profit, partnered with the Sisters Network, Inc. of Detroit to host a Painting with a Twist night on Tuesday, Oct. 20. Over 20 women and guests joined Flowers for a night of relaxation, painting and testimonials.



Lions Crooner Joins Choir For a Day

Prior to the Detroit Youth Choir dazzling spectators at halftime during the Lions' Week 8 matchup against the New York Giants, the students received a special visitor at their rehearsal. Lions WR **Marvin Jones Jr.** surprised the NYC to showcase his own singing pipes. Jones Jr., who has auditioned for American Idol and has songs available on Spotify, harmonized with the students on a Marvin Gaye classic and spoke to the group about how the NYC has inspired the Lions squad this season. The group of students went "viral" after receiving the golden buzzer by "America's Got Talent" host Terry Crews, a Michigan native. The talented group of youngsters ultimately finished second in the nationally televised competition.

Real Players Don't Bully

Cyberbullying has been named the No. 1 safety concern amongst teachers according to a recent Google survey. To promote inclusion and kindness, the Detroit Lions and Playworks hosted their annual Real Players Don't Bully pep rally at Mason Academy (Detroit, Mich.) last week. CB **Justin Coleman**, S **Miles Killebrew**, DT **A'Shawn Robinson** and several other players were in attendance to support and reinforce the anti-bullying directive of the campaign. In an emotional Q & A, Lions players fielded questions from students about how to combat bullying and ways to be kind. The children also showed off posters they made which depicted how to be kind and a leader in their own school.



RB J.D. McKissic's Adora-bull Passion for Pups

Lions RB **J.D. McKissic** is an unabashed dog lover. Simply bring up the four-legged friends, and his face lights up. He'll proceed to tell you about his two Pit Bulls: Savage and Dallis, whom he admits they're more like his sibling than a pet. It is his passion for dogs that has led him to support various animal charities throughout his career. McKissic often spends his free time advocating for pet adoption, or animal shelters. Each year for My Cause, My Cleats, the running back partners with an animal shelter to show his support for man's best friend.

2019 DETROIT LIONS ALPHA ROSTER

Updated October 29, 2019

No.	Name	Pos	Ht	Wt	Age	DOB	Exp	College	Hometown	How Acq
76	Aboushi, Oday	OL	6-5	315	28	6/5/91	7	Virginia	Brooklyn, N.Y.	UFA-Ari '19
39	Agnew, Jamal	CB	5-10	190	24	4/3/95	3	San Diego	San Diego, Calif.	D-5 '17
80	Amendola, Danny	WR	5-11	185	33	11/2/85	11	Texas Tech	The Woodlands, Texas	FA '19
99	Atkins, John	DT	6-3	320	26	12/21/92	1	Georgia	Thomson, Ga.	FA '18
46	Bawden, Nick	FB	6-2	245	23	6/22/96	2	San Diego State	Los Gatos, Calif.	D-7 '18
63	Benzschawel, Beau	G	6-6	300	24	9/10/95	R	Wisconsin	Grafton, Wis.	UDFA '19
10	Blough, David	QB	6-1	205	24	7/31/95	R	Purdue	Carrollton, Texas	T-Cle '19
34	Carson, Tra	RB	5-11	228	27	10/24/92	3	Texas A&M	New Boston, Texas	W-GB '19
27	Coleman, Justin	CB	5-11	190	26	3/27/93	5	Tennessee	Brunswick, Ga.	UFA-Sea '19
65	Crosby, Tyrell	OL	6-4	310	24	9/5/95	2	Oregon	Henderson, Nev.	D-5 '18
66	Dahl, Joe	G	6-4	310	26	4/9/93	4	Washington State	Spokane, Wash.	D-5 '16
96	Daniels, Mike	DT	6-0	310	30	5/5/89	8	Iowa	Stratford, N.J.	FA '19
40	Davis, Jarrad	LB	6-1	245	24	11/16/94	3	Florida	Kingsland, Ga.	D-1 '17
68	Decker, Taylor	T	6-7	318	26	8/23/93	4	Ohio State	Vandalia, Ohio	D-1 '16
2	Driskel, Jeff	QB	6-4	235	26	4/23/93	4	Louisiana Tech	Oviedo, Fla.	FA '19
90	Flowers, Trey	DE	6-2	265	26	8/16/93	5	Arkansas	Huntsville, Ala.	UFA-NE '19
38	Ford, Mike	CB	6-0	198	24	8/4/95	2	Southeast Missouri	Alton, Ill.	UDFA '18
60	Glasgow, Graham	C/G	6-6	310	27	8/19/92	4	Michigan	Aurora, Ill.	D-3 '16
19	Golladay, Kenny	WR	6-4	214	25	11/3/93	3	Northern Illinois	Chicago, Ill.	D-3 '17
17	Hall, Marvin	WR	5-10	190	26	4/10/93	3	Washington	Los Angeles, Calif.	FA '19
93	Hand, Da'Shawn	DL	6-3	297	23	11/14/95	2	Alabama	Woodbridge, Va.	D-4 '18
25	Harris, Will	S	6-1	207	23	12/19/95	R	Boston College	Swansee, Ga.	D-3 '19
98	Harrison Sr., Damon	DT	6-3	350	30	11/29/88	8	William Penn	Westlake, La.	T-NYG '18
88	Hockenson, T.J.	TE	6-5	247	22	7/3/97	R	Iowa	Chariton, Iowa	D-1 '19
83	James, Jesse	TE	6-7	250	25	6/4/94	5	Penn State	Glassport, Pa.	UFA-Pit '19
31	Johnson, Ty	RB	5-10	210	22	9/17/97	R	Maryland	Cumberland, Md.	D-6b '19
52	Jones, Christian	LB	6-3	250	28	2/18/91	6	Florida State	Winter Park, Fla.	UFA-Chi '18
11	Jones Jr., Marvin	WR	6-2	199	29	3/12/90	8	California	Fontana, Calif.	UFA-Cin '16
42	Kennard, Devon	LB	6-3	256	28	6/24/91	6	Southern California	Phoenix, Ariz.	UFA-NYG '18
35	Killebrew, Miles	S	6-2	222	26	5/10/93	4	Southern Utah	Henderson, Nev.	D-4 '16
54	Longa, Steve	LB	6-0	240	25	9/29/94	3	Rutgers	Saddle Brook, N.J.	FA '16
6	Martin, Sam	P	6-1	211	29	2/27/90	7	Appalachian State	Fayetteville, Ga.	D-5b '13
41	McKissic, J.D.	RB	5-10	195	26	8/15/93	3	Arkansas State	Phenix City, Ala.	W-Sea '19
29	Melvin, Rashaan	CB	6-2	194	30	10/2/89	7	Northern Illinois	Waukegan, Ill.	UFA-Oak '19
49	Moore, C.J.	S	5-11	195	23	12/15/95	R	Mississippi	Bassfield, Miss.	UDFA '19
48	Muhlbach, Don	LS	6-4	258	38	8/17/81	16	Texas A&M	Lufkin, Texas	FA '04
95	Okwara, Romeo	DE	6-4	263	24	6/17/95	4	Notre Dame	Charlotte, N.C.	W-NYG '18
24	Oruwariye, Amani	CB	6-2	205	23	2/9/96	R	Penn State	Tampa, Fla.	D-5 '19
26	Perkins, Paul	RB	5-11	208	24	11/16/94	4	UCLA	Mesa, Ariz.	W-NYG '19
5	Prater, Matt	K	5-10	201	35	8/10/84	13	Central Florida	Esterio, Fla.	FA '14
77	Ragnow, Frank	OL	6-5	311	23	5/17/96	2	Arkansas	Victoria, Minn.	D-1 '18
44	Reeves-Maybin, Jalen	LB	6-0	233	24	1/31/95	3	Tennessee	Clarksville, Tenn.	D-4a '17
91	Robinson, A'Shawn	DT	6-4	330	24	3/21/95	4	Alabama	Fort Worth, Texas	D-2 '16
23	Slay, Darius	CB	6-0	190	28	1/1/91	7	Mississippi State	Brunswick, Ga.	D-2 '13
9	Stafford, Matthew	QB	6-3	220	31	2/7/88	11	Georgia	Highland Park, Texas	D-1a '09
92	Strong, Kevin	DT	6-4	285	23	8/5/96	R	Texas-San Antonio	Cleveland, Texas	UDFA '19
51	Tavai, Jahlan	LB	6-2	250	23	9/28/96	R	Hawaii	Inglewood, Calif.	D-2 '19
82	Thomas, Logan	TE	6-6	250	28	7/1/91	5	Virginia Tech	Lynchburg, Va.	FA '19
30	Virgin, Dee	CB	5-9	195	26	10/29/93	2	West Alabama	Donalsonville, Ga.	FA '18
71	Wagner, Rick	T	6-6	313	30	10/21/89	7	Wisconsin	West Allis, Wis.	UFA-Bal '17
21	Walker, Tracy	DB	6-1	210	24	2/1/95	2	Louisiana-Lafayette	Brunswick, Ga.	D-3 '18
79	Wiggins, Kenny	G	6-6	315	31	8/8/88	6	Fresno State	Elk Grove, Calif.	UFA-LAC '18
32	Wilson, Tavon	S	6-0	208	29	3/19/90	8	Illinois	Washington, D.C.	UFA-NE '16
PRACTICE SQUAD										
53	Cabinda, Jason	LB	6-1	235	23	3/17/96	2	Penn State	Flemington, N.J.	FA '19
14	Fulgham, Travis	WR	6-2	215	24	9/13/95	R	Old Dominion	Ashburn, Va.	D-6a '19
36	Hills, Wes	RB	6-0	218	24	6/5/95	R	Slippery Rock	Woodwood, N.J.	FA '19
85	Kennedy, Tom	WR	5-10	194	23	7/29/96	R	Bryant	Farmingdale, N.Y.	UDFA '19
15	Lacy, Chris	WR	6-3	206	23	1/28/96	1	Oklahoma State	DeSoto, Texas	UDFA '18
89	Nauta, Isaac	TE	6-3	246	22	5/21/97	R	Georgia	Buford, Ga.	D-7a '19
67	Nelson, Matt	T	6-7	299	23	12/19/95	R	Iowa	Cedar Rapids, Iowa	UDFA '19
57	Pittman, Anthony	LB	6-3	240	22	11/24/96	R	Wayne State	Birmingham, Mich.	UDFA '19
69	Wynn, Jonathan	DE	6-4	26-	25	9/21/94	1	Vanderbilt	Stone Mountain, Ga.	FA '18
RESERVE/INJURED										
18	Kearse, Jermaine	WR	6-1	210	29	2/6/90	8	Washington	Lakewood, Wash.	FA '19
94	Bryant, Austin	DE	6-6	261	22	11/12/96	R	Clemson	Pavo, Ga.	D-4 '19
33	Johnson, Kerryon	RB	5-11	211	22	6/30/97	2	Auburn	Huntsville, Ala.	D-2 '18
97	Kilgo, Darius	DT	6-3	312	27	12/14/91	4	Maryland	Matthews, N.C.	FA '19



2019 DETROIT LIONS NUMERICAL ROSTER

Updated October 29, 2019

No.	Name	Pos	Ht	Wt	Age	DOB	Exp	College	Hometown	How Acq
2	Jeff Driskel	QB	6-4	235	26	4/23/93	4	Louisiana Tech	Oviedo, Fla.	FA '19
5	Matt Prater	K	5-10	201	35	8/10/84	13	Central Florida	Estero, Fla.	FA '14
6	Sam Martin	P	6-1	211	29	2/27/90	7	Appalachian State	Fayetteville, Ga.	D-5b '13
9	Matthew Stafford	QB	6-3	220	31	2/7/88	11	Georgia	Highland Park, Texas	D-1a '09
10	David Blough	QB	6-1	205	24	7/31/95	R	Purdue	Carrollton, Texas	T-Cle '19
11	Marvin Jones Jr.	WR	6-2	199	29	3/12/90	8	California	Fontana, Calif.	UFA-Cin '16
17	Marvin Hall	WR	5-10	190	26	4/10/93	3	Washington	Los Angeles, Calif.	FA '19
19	Kenny Golladay	WR	6-4	214	25	11/3/93	3	Northern Illinois	Chicago, Ill.	D-3 '17
21	Tracy Walker	DB	6-1	210	24	2/1/95	2	Louisiana-Lafayette	Brunswick, Ga.	D-3 '18
23	Darius Slay	CB	6-0	190	28	1/1/91	7	Mississippi State	Brunswick, Ga.	D-2 '13
24	Amani Oruwariye	CB	6-2	205	23	2/9/96	R	Penn State	Tampa, Fla.	D-5 '19
25	Will Harris	S	6-1	207	23	12/19/95	R	Boston College	Suwanee, Ga.	D-3 '19
26	Paul Perkins	RB	5-11	208	24	11/16/94	4	UCLA	Mesa, Ariz.	W-NYG '19
27	Justin Coleman	CB	5-11	190	26	3/27/93	5	Tennessee	Brunswick, Ga.	UFA-Sea '19
29	Rashaan Melvin	CB	6-2	194	30	10/2/89	7	Northern Illinois	Waukegan, Ill.	UFA-Oak '19
30	Dee Virgin	CB	5-9	195	26	10/29/93	2	West Alabama	Donalsonville, Ga.	FA '18
31	Ty Johnson	RB	5-10	210	22	9/17/97	R	Maryland	Cumberland, Md.	D-6b '19
32	Tavon Wilson	S	6-0	208	29	3/19/90	8	Illinois	Washington, D.C.	UFA-NE '16
34	Tra Carson	RB	5-11	228	27	10/24/92	3	Texas A&M	New Boston, Texas	W-GB '19
35	Miles Killebrew	S	6-2	222	26	5/10/93	4	Southern Utah	Henderson, Nev.	D-4 '16
38	Mike Ford	CB	6-0	198	24	8/4/95	2	Southeast Missouri	Alton, Ill.	UDFA '18
39	Jamal Agnew	CB	5-10	190	24	4/3/95	3	San Diego	San Diego, Calif.	D-5 '17
40	Jarrad Davis	LB	6-1	245	24	11/16/94	3	Florida	Kingsland, Ga.	D-1 '17
41	J.D. McKissic	RB	5-10	195	26	8/15/93	3	Arkansas State	Phenix City, Ala.	W-Sea '19
42	Devon Kennard	LB	6-3	256	28	6/24/91	6	Southern California	Southern, Ariz.	UFA-NYG '18
44	Jalen Reeves-Maybin	LB	6-0	233	24	1/31/95	3	Tennessee	Clarksville, Tenn.	D-4a '17
46	Nick Bawden	FB	6-2	245	23	6/22/96	2	San Diego State	San Gatos, Calif.	D-7 '18
48	Don Muhlbach	LS	6-4	258	38	8/17/81	16	Texas A&M	Lufkin, Texas	FA '04
49	C.J. Moore	S	5-11	195	23	12/15/95	R	Mississippi	Bassfield, Miss.	UDFA '19
51	Jahlani Tavai	LB	6-2	250	23	9/28/96	R	Hawaii	Inglewood, Calif.	D-2 '19
52	Christian Jones	LB	6-3	250	28	2/18/91	6	Florida State	Winter Park, Fla.	UFA-Chi '18
54	Steve Longa	LB	6-0	240	25	9/29/94	3	Rutgers	Saddle Brook, N.J.	FA '16
60	Graham Glasgow	C/G	6-6	310	27	8/19/92	4	Michigan	Aurora, Ill.	D-3 '16
63	Beau Benzeneschawel	G	6-6	300	24	9/10/95	R	Wisconsin	Grafton, Wis.	UDFA '19
65	Tyrell Crosby	OL	6-4	310	24	9/5/95	2	Oregon	Henderson, Nev.	D-5 '18
66	Joe Dahl	G	6-4	310	26	4/9/93	4	Washington State	Spokane, Wash.	D-5 '16
68	Taylor Decker	T	6-7	318	26	8/23/93	4	Ohio State	Vandalia, Ohio	D-1 '16
71	Rick Wagner	T	6-6	313	30	10/21/89	7	Wisconsin	West Allis, Wis.	UFA-Bal '17
76	Oday Aboushi	OL	6-5	315	28	6/5/91	7	Virginia	Brooklyn, N.Y.	UFA-Ari '19
77	Frank Ragnow	OL	6-5	311	23	5/17/96	2	Arkansas	Victoria, Minn.	D-1 '18
79	Kenny Wiggins	G	6-6	315	31	8/8/88	6	Fresno State	Elk Grove, Calif.	UFA-LAC '18
80	Danny Amendola	WR	5-11	185	33	11/2/85	11	Texas Tech	The Woodlands, Texas	FA '19
82	Logan Thomas	TE	6-6	250	28	7/1/91	5	Virginia Tech	Lynchburg, Va.	FA '19
83	Jesse James	TE	6-7	250	25	6/4/94	5	Penn State	Glassport, Pa.	UFA-Pit '19
88	T.J. Hockenson	TE	6-5	247	22	7/3/97	R	Iowa	Chariton, Iowa	D-1 '19
90	Trey Flowers	DE	6-2	265	26	8/16/93	5	Arkansas	Huntsville, Ala.	UFA-NE '19
91	A'Shawn Robinson	DT	6-4	330	24	3/21/95	4	Alabama	Fort Worth, Texas	D-2 '16
92	Kevin Strong	DT	6-4	285	23	8/5/96	R	Texas-San Antonio	Cleveland, Texas	UDFA '19
93	Da'Shawn Hand	DL	6-3	297	23	11/14/95	2	Alabama	Woodbridge, Va.	D-4 '18
95	Romeo Okwara	DE	6-4	263	24	6/17/95	4	Notre Dame	Charlotte, N.C.	W-NYG '18
96	Mike Daniels	DT	6-0	310	30	5/5/89	8	Iowa	Stratford, N.J.	FA '19
98	Damon Harrison Sr.	DT	6-3	350	30	11/29/88	8	William Penn	Westlake, La.	T-NYG '18
99	John Atkins	DT	6-3	320	26	12/21/92	1	Georgia	Thomson, Ga.	FA '18
PRACTICE SQUAD										
14	Travis Fulgham	WR	6-2	215	24	9/13/95	R	Old Dominion	Ashburn, Va.	D-6a '19
15	Chris Lacy	WR	6-3	206	23	1/28/96	1	Oklahoma State	DeSoto, Texas	UDFA '18
36	Wes Hills	RB	6-0	218	24	6/5/95	R	Slippery Rock	Wildwood, N.J.	FA '19
53	Jason Cabinda	LB	6-1	235	23	3/17/96	2	Penn State	Flemington, N.J.	FA '19
57	Anthony Pittman	LB	6-3	240	22	11/24/96	R	Wayne State	Birmingham, Mich.	UDFA '19
67	Matt Nelson	T	6-7	299	23	12/19/95	R	Iowa	Cedar Rapids, Iowa	UDFA '19
69	Jonathan Wynn	DE	6-4	26	25	9/21/94	1	Vanderbilt	Stone Mountain, Ga.	FA '18
85	Tom Kennedy	WR	5-10	194	23	7/29/96	R	Bryant	Farmingdale, N.Y.	UDFA '19
89	Isaac Nauta	TE	6-3	246	22	5/21/97	R	Georgia	Buford, Ga.	D-7a '19
RESERVE/INJURED										
18	Jermaine Kearse	WR	6-1	210	29	2/6/90	8	Washington	Lakewood, Wash.	FA '19
33	Kerryon Johnson	RB	5-11	211	22	6/30/97	2	Auburn	Huntsville, Ala.	D-2 '18
94	Austin Bryant	DE	6-6	261	22	11/12/96	R	Clemson	Pavo, Ga.	D-4 '19
97	Darius Kilgo	DT	6-3	312	27	12/14/91	4	Maryland	Matthews, N.C.	FA '19



2019 DETROIT LIONS POSITION ROSTER

Updated October 29, 2019

OFFENSE

Quarterbacks

No.	Name	Pos	Ht	Wt	Age	Exp	College
2	Jeff Driskel	QB	6-4	235	26	4	Louisiana Tech
9	Matthew Stafford	QB	6-3	220	31	11	Georgia
10	David Blough	QB	6-1	205	24	R	Purdue

Running Backs

No.	Name	Pos	Ht	Wt	Age	Exp	College
26	Paul Perkins	RB	5-11	208	24	4	UCLA
31	Ty Johnson	RB	5-10	210	22	R	Maryland
34	Tra Carson	RB	5-11	228	26	3	Texas A&M
41	J.D. McKissic	RB	5-10	195	26	3	Arkansas State
46	Nick Bowden	FB	6-2	245	23	2	San Diego State

Wide Receivers

No.	Name	Pos	Ht	Wt	Age	Exp	College
11	Marvin Jones Jr.	WR	6-2	199	29	8	California
17	Marvin Hall	WR	5-10	190	26	3	Washington
19	Kenny Golladay	WR	6-4	214	25	3	Northern Illinois
80	Danny Amendola	WR	5-11	185	33	11	Texas Tech

Tight Ends

No.	Name	Pos	Ht	Wt	Age	Exp	College
82	Logan Thomas	TE	6-6	250	28	5	Virginia Tech
83	Jesse James	TE	6-7	250	25	5	Penn State
88	T.J. Hockenson	TE	6-5	247	22	R	Iowa

Offensive Line

No.	Name	Pos	Ht	Wt	Age	Exp	College
60	Graham Glasgow	C/G	6-6	310	27	4	Michigan
63	Beau Benzschawel	G	6-6	300	23	R	Wisconsin
65	Tyrell Crosby	OL	6-4	310	23	2	Oregon
66	Joe Dahl	G	6-4	310	26	4	Washington State
68	Taylor Decker	T	6-7	318	26	4	Ohio State
71	Rick Wagner	T	6-6	313	29	7	Wisconsin
76	Oday Aboushi	OL	6-5	315	28	7	Virginia
77	Frank Ragnow	OL	6-5	311	23	2	Arkansas
79	Kenny Wiggins	G	6-6	315	31	6	Fresno State

PRACTICE SQUAD

No.	Name	Pos	Ht	Wt	Age	Exp	College
14	Travis Fulgham	WR	6-2	215	24	R	Old Dominion
15	Chris Lacy	WR	6-3	206	23	1	Oklahoma State
36	Wes Hills	RB	6-0	218	24	R	Slippery Rock
53	Jason Cabinda	LB	6-1	235	23	2	Penn State
57	Anthony Pittman	LB	6-3	240	22	R	Wayne State
67	Matt Nelson	T	6-7	299	23	R	Iowa
69	Jonathan Wynn	DE	6-4	26-	25	1	Vanderbilt
85	Tom Kennedy	WR	5-10	194	23	R	Bryant
89	Isaac Nauta	TE	6-3	246	22	R	Georgia

RESERVE/INJURED

No.	Name	Pos	Ht	Wt	Age	Exp	College
18	Jermaine Kearse	WR	6-1	210	29	8	Washington
33	Kerryon Johnson	RB	5-11	211	22	2	Auburn
94	Austin Bryant	DE	6-6	261	22	R	Clemson
97	Darius Kilgo	DT	6-3	312	27	4	Maryland

DEFENSE

Defensive Line

No.	Name	Pos	Ht	Wt	Age	Exp	College
90	Trey Flowers	DE	6-2	265	26	5	Arkansas
91	A'Shawn Robinson	DT	6-4	330	24	4	Alabama
92	Kevin Strong	DT	6-4	285	22	R	Texas-San Antonio
93	Da'Shawn Hand	DL	6-3	297	23	2	Alabama
95	Romeo Okwara	DE	6-4	263	24	4	Notre Dame
96	Mike Daniels	DT	6-0	310	30	8	Iowa
98	Damon Harrison Sr.	DT	6-3	350	30	8	William Penn
99	John Atkins	DT	6-3	320	26	1	Georgia

Linebackers

No.	Name	Pos	Ht	Wt	Age	Exp	College
40	Jarrad Davis	LB	6-1	245	24	3	Florida
42	Devon Kennard	LB	6-3	256	28	6	Southern California
44	Jalen Reeves-Maybin	LB	6-0	233	24	3	Tennessee
51	Jahlani Tavai	LB	6-2	250	22	R	Hawaii
52	Christian Jones	LB	6-3	250	28	6	Florida State
54	Steve Longa	LB	6-0	240	25	3	Rutgers

Defensive Backs

No.	Name	Pos	Ht	Wt	Age	Exp	College
21	Tracy Walker	DB	6-1	210	24	2	Louisiana-Lafayette
23	Darius Slay	CB	6-0	190	28	7	Mississippi State
24	Amani Oluwariye	CB	6-2	205	23	R	Penn State
25	Will Harris	S	6-1	207	23	R	Boston College
27	Justin Coleman	CB	5-11	190	26	5	Tennessee
29	Rashaan Melvin	CB	6-2	194	29	7	Northern Illinois
30	Dee Virgin	CB	5-9	195	25	2	West Alabama
32	Tavon Wilson	S	6-0	208	29	8	Illinois
35	Miles Killebrew	S	6-2	222	26	4	Southern Utah
38	Mike Ford	CB	6-0	198	24	2	Southeast Missouri
39	Jamal Agnew	CB	5-10	190	24	3	San Diego
49	C.J. Moore	S	5-11	195	23	R	Mississippi

SPECIAL TEAMS

Specialists

No.	Name	Pos	Ht	Wt	Age	Exp	College
5	Matt Prater	K	5-10	201	34	13	Central Florida
6	Sam Martin	P	6-1	211	29	7	Appalachian State
48	Don Muhlbach	LS	6-4	258	37	16	Texas A&M

2019 DETROIT LIONS ACTIVE ROSTER

OFFENSE	NO.	DEFENSE	NO.
Quarterbacks	3	Defensive Line	8
Running Backs	5	Linebackers	6
Wide Receivers	4	Defensive Backs	12
Tight Ends	3	TOTAL	26
Offensive Linemen	9		
TOTAL	24	SPECIAL TEAMS	NO.
		Kickers	1
		Punters	1
		Long Snappers	1
		TOTAL	3

ROSTER TOTAL: 53



2019 DETROIT LIONS DEPTH CHART

*** UNOFFICIAL DEPTH CHART COMPILED BY LIONS FOOTBALL COMMUNICATIONS ***

Updated October 29, 2019

OFFENSE

WR	19	Kenny Golladay	17	Marvin Hall		
WR	80	Danny Amendola				
LT	68	Taylor Decker	65	Tyrell Crosby		
LG	66	Joe Dahl	79	Kenny Wiggins		
C	77	Frank Ragnow	63	<u>Beau Benzschawel</u>		
RG	60	Graham Glasgow	76	Oday Aboushi		
RT	71	Rick Wagner				
TE	83	Jesse James	88	<u>T.J. Hockenson</u>	82	Logan Thomas
WR	11	Marvin Jones Jr.				
QB	9	Matthew Stafford	2	Jeff Driskel	<u>10</u>	<u>David Blough</u>
RB	<u>31</u>	<u>Ty Johnson</u>	41	J.D. McKissic	34	Tra Carson
					26	Paul Perkins
					46	Nick Bawden (FB)

DEFENSE

DE	90	Trey Flowers	93	Da'Shawn Hand		
DT	98	Damon Harrison Sr.	96	Mike Daniels	99	John Atkins
DT	91	A'Shawn Robinson	92	<u>Kevin Strong</u>		
DE	95	Romeo Okwara				
OLB	42	Devon Kennard	44	Jalen Reeves-Maybin		
MLB	40	Jarrad Davis	51	<u>Jahlani Tavai</u>		
OLB	52	Christian Jones	54	Steve Longa		
CB	23	Darius Slay	29	Rashaan Melvin	38	Mike Ford
CB	27	Justin Coleman	39	Jamal Agnew	30	Dee Virgin
SS	32	Tavon Wilson	25	<u>Will Harris</u>		<u>24</u> Amani Oruwariye
FS	21	Tracy Walker	35	Miles Killebrew	49	C.J. Moore

SPECIAL TEAMS

PK	5	Matt Prater
H	6	Sam Martin
KO	6	Sam Martin
P	6	Sam Martin
LS	48	Don Muhlbach
PR	39	Jamal Agnew
KR	39	Jamal Agnew

PRONUNCIATION GUIDE

Oday Aboushi	OH-day ah-BOO-she	Miles Killebrew	KILLA-brew
Danny Amendola	am-men-DOLE-uh	Don Muhlbach	MULE-bach
Beau Benzschawel	BEN-shawl	Romeo Okwara	OAK-wara
David Blough	BLAU (like cow)	Amani Oruwariye	oh-rue-WARR-ee-A
Jarrad Davis	JARED	A'Shawn Robinson	AY-shawn
Graham Glasgow	GLASS-GO	Jahlani Tavai	tah-VVE
Devon Kennard	de-VAUGHN kenn-ARD	Tavon Wilson	TAY-von



2019 DETROIT LIONS PARTICIPATION CHART

PLAYER	9/8 at Ari	9/15 LAC	9/22 at Phi	9/29 KC	10/14 at GB	10/20 MIN	10/27 NYG	11/3 at Oak	11/10 at Chi	11/17 DAL	11/24 at Was	11/28 CHI	12/8 at Min	12/15 TB	12/29 at Den	2019 G	S	DNP	I
Aboushi, Oday	I	DNP	I	I	I	I	I									0	0	1	6
Agnew, Jamal	P	P	P	P	P	P	P									7	0	0	0
Amendola, Danny	P	S	S	I	P	P	S									6	3	0	1
Atkins, John	PS	PS	PS	PS	P	P	P									3	0	0	0
Bawden, Nick	P	P	P	P	P	P	P									7	1	0	0
Benzschawel, Beau	I	I	I	I	I	I	I									0	0	0	7
Blough, David	I	I	DNP	DNP	I	I	I									0	0	2	5
Carson, Tra	N	N	N	N	N	I	S									1	1	0	1
Coleman, Justin	S	P	S	S	S	P	P									7	5	0	0
Crosby, Tyrell	P	S	S	S	P	P	P									7	1	0	0
Dahl, Joe	S	S	S	S	S	S	S									7	7	0	0
Daniels, Mike	P	S	P	I	I	I	I									3	1	0	4
Davis, Jarrad	I	I	S	S	S	S	S									5	5	0	2
Decker, Taylor	S	I	S	S	S	S	S									6	6	0	1
Driskel, Jeff	N	N	I	DNP	DNP	DNP	DNP									0	0	4	1
Flowers, Trey	S	S	S	S	S	S	S									7	7	0	0
Ford, Mike	P	P	P	S	P	P	P									7	2	0	0
Glasgow, Graham	S	P	S	S	P	P	S									7	7	0	0
Golladay, Kenny	S	S	S	S	S	S	S									7	7	0	0
Hall, Marvin	PS	PS	P	P	P	P	P									5	0	0	0
Hand, Da'Shawn	I	I	I	I	I	I	P									1	0	0	6
Harris, Will	P	P	P	P	P	P	P									7	0	0	0
Harrison Sr., Damon	S	S	S	S	S	S	S									7	7	0	0
Hockenson, T.J.	S	S	P	P	S	S	S									7	5	0	0
James, Jesse	P	P	S	P	P	P	P									7	4	0	0
Johnson, Ty	P	P	P	P	P	P	P									7	0	0	0
Jones, Christian	S	S	S	S	S	S	S									7	7	0	0
Jones Jr., Marvin	S	S	S	S	P	P	S									7	6	0	0
Kennard, Devon	P	S	S	S	S	S	S									7	7	0	0
Killebrew, Miles	P	P	P	P	P	P	P									7	0	0	0
Longa, Steve	PS	PS	PS	PS	PS	PS	P									1	0	0	0
Martin, Sam	P	P	P	P	P	P	P									7	0	0	0
McKissic, J.D.	P	P	P	P	P	P	P									7	1	0	0
Melvin, Rashaan	S	S	S	S	S	S	S									7	7	0	0
Moore, C.J.	P	P	P	P	P	P	P									7	0	0	0
Muhlbach, Don	P	P	P	P	P	P	P									7	0	0	0
Okwara, Romeo	P	P	P	P	P	P	P									7	0	0	0
Oruwariye, Amani	I	I	I	I	I	I	I									1	0	0	6
Perkins, Paul	N	N	I	I	P	PS	P									2	0	0	2
Prater, Matt	P	P	P	P	P	P	P									7	0	0	0
Ragnow, Frank	S	S	S	S	S	S	S									7	7	0	0
Reeves-Maybin, Jalen	P	P	P	P	P	P	P									7	0	0	0
Robinson, A'Shawn	P	P	S	P	S	S	S									7	5	0	0
Slay, Darius	S	S	S	I	S	S	I									5	5	0	2
Stafford, Matthew	S	S	S	S	S	S	S									7	7	0	0
Strong, Kevin	P	P	P	P	P	P	I									6	0	0	1
Tavai, Jahlani	S	S	P	P	P	S	P									7	3	0	0
Thomas, Logan	P	P	P	P	P	P	P									7	1	0	0
Virgin, Dee	P	P	P	P	P	P	P									7	0	0	0
Wagner, Rick	S	S	S	S	S	S	S									7	7	0	0
Walker, Tracy	S	S	S	S	S	S	S									7	7	0	0
Wiggins, Kenny	P	S	P	S	P	P	S									7	0	0	0
Wilson, Tavon	P	S	P	S	S	P	S									7	4	0	0
PRACTICE SQUAD																			
Cabinda, Jason	PS	PS	PS	PS	PS	PS	PS									0	0	0	0
Fulgham, Travis	I	I	I	PS	PS	PS	PS									0	0	0	3
Hills, Wes	N	N	N	N	PS	N	PS									0	0	0	0
Kennedy, Tom	PS	PS	PS	P	N	PS	PS									1	0	0	0
Lacy, Chris	P	P	N	PS	PS	PS	PS									2	0	0	0
Nauta, Isaac	PS	PS	PS	PS	PS	PS	PS									0	0	0	0
Nelson, Matt	PS	PS	PS	PS	PS	PS	PS									0	0	0	0
Pittman, Anthony	PS	PS	PS	PS	PS	PS	PS									0	0	0	0
Wynn, Jonathan	PS	PS	PS	N	PS	PS	PS									0	0	0	0
RESERVE/INJURED																			
Bryant, Austin	IR	IR	IR	IR	IR	IR	IR									0	0	0	0
Johnson, Kerryon	S	S	S	S	S	S	IR									6	6	0	0
Kearse, Jermaine	IR	IR	IR	IR	IR	IR	IR									0	0	0	0
Kilgo, Darius	IR	IR	IR	IR	IR	IR	IR									0	0	0	0



2019 DETROIT LIONS ROSTER MOVES

Since January 1, 2019

Date	Pos	Player	Transaction
1/17/19	QB	Cook, Connor	Signed to a Reserve/Future contract
1/21/19	RB	Thompson, Mark	Signed to a Reserve/Future contract
1/31/19	P	Santoso, Ryan	Signed to a Reserve/Future contract
1/31/19	RB	Williams, Kenwynn	Signed to a Reserve/Future contract
1/22/19	WR	Reilly, Brandon	Signed to a Reserve/Future contract
2/6/19	LB	Williams, Tre	Signed as a free agent
2/11/19	LB	Longa, Steve	Re-signed as a free agent
2/11/19	DE	Loewen, Mitchell	Re-signed as a free agent
2/13/19	LS	Muhlbach, Don	Re-signed as a free agent
2/15/19	S	Quin, Glover	Released
2/15/19	WR	Ellington, Bruce	Released
2/15/19	LB	Grigsby, Nicholas	Waived
3/5/19	DE	Okwara, Romeo	Re-signed as a free agent
3/6/19	S	Washington, Charles	ERFA tender offered
3/8/19	G	Lang, T.J.	Released
3/11/19	LB	Bates, Trevor	Released
3/11/19	CB	Lawson, Nevin	Released
3/11/19	WR	Amendola, Danny	Signed as a free agent
3/12/19	RB	Zenner, Zach	Re-signed as a free agent
3/15/19	DE	Flowers, Trey	Signed as an unrestricted free agent
3/15/19	CB	Coleman, Justin	Signed as an unrestricted free agent
3/15/19	TE	James, Jesse	Signed as an unrestricted free agent
3/15/19	OL	Aboushi, Oday	Signed as an unrestricted free agent
3/15/19	S	Adams, Andrew	Signed as a free agent
3/18/19	CB	Cooper Sr., Marcus	Re-signed as a free agent
3/19/19	WR	Lewis, Tommylee	Signed as a free agent
3/21/19	TE	Thomas, Logan	Signed as a free agent
3/22/19	OL	Donnal, Andrew	Signed as a free agent
3/23/19	CB	Melvin, Rashaan	Signed as an unrestricted free agent
4/5/19	RB	Anderson, C.J.	Signed as an unrestricted free agent
4/9/19	QB	Savage, Tom	Signed as a free agent
4/13/19	S	Washington, Charles	Signed ERFA tender
4/29/19	T	Decker, Taylor	Exercised fifth-year option
5/2/19	RB	Williams, Kenwynn	Released
5/2/19	T	Jones, Jarron	Waived
5/2/19	DT	Kilgo, Darius	Signed as a free agent
5/10/19	TE	Hockenson, T.J.	Signed as a 2019 first-round draft selection
5/10/19	LB	Tavai, Jahlani	Signed as a 2019 second-round draft selection
5/10/19	CB	Oduwariye, Amani	Signed as a 2019 fourth-round draft selection
5/10/19	WR	Reilly, Brandon	Released
5/10/19	TE	Becker, Nate	Signed as an undrafted rookie free agent
5/10/19	G	Benzschawel, Beau	Signed as an undrafted rookie free agent
5/10/19	LB	Carney, Malik	Signed as an undrafted rookie free agent
5/10/19	WR	Duhart, Jonathan	Signed as an undrafted rookie free agent
5/10/19	LB	Lamar, Tre	Signed as an undrafted rookie free agent
5/10/19	S	Moore, C.J.	Signed as an undrafted rookie free agent
5/10/19	T	Nelson, Matt	Signed as an undrafted rookie free agent
5/10/19	TE	Parham, Donald	Signed as an undrafted rookie free agent
5/10/19	LB	Pittman, Anthony	Signed as an undrafted rookie free agent
5/10/19	T	Pope, Ryan	Signed as an undrafted rookie free agent
5/10/19	DT	Smith, Ray	Signed as an undrafted rookie free agent
5/10/19	G	St. Andrew, Micah	Signed as an undrafted rookie free agent
5/10/19	DT	Strong Kevin	Signed as an undrafted rookie free agent
5/12/19	WR	Smallwood, Jordan	Signed as a free agent
5/12/19	WR	Kennedy, Tom	Signed as a free agent
5/12/19	TE	Becker, Nate	Waived
5/12/19	TE	Parham, Donald	Waived
5/13/19	DE	Bryant, Austin	Signed as a 2019 fourth-round draft selection
5/13/19	RB	Johnson, Iy	Signed as a 2019 sixth-round draft selection
5/13/19	TE	Nauta, Isaac	Signed as a 2019 seventh-round draft selection
5/13/19	DT	Johnson, P.J.	Signed as a 2019 seventh-round draft selection
5/13/19	LB	Williams, Tre	Released
5/13/19	LB	Young, Juwon	Signed as an undrafted rookie free agent
5/14/19	WR	Fulgham, Travis	Signed as a 2019 sixth-round draft selection
6/3/19	LB	Young, Juwon	Waived
6/3/19	WR	Reilly, Brandon	Signed as a free agent
6/3/19	S	Harris, Wil	Signed as a 2019 third-round draft selection
6/6/19	WR	Smallwood, Jordan	Waived
6/6/19	WR	Kearse, Jermaine	Signed as a free agent
6/10/19	QB	Cook, Connor	Waived
6/10/19	S	Jones, David	Waived
6/10/19	OL	Bowanko, Luke	Signed as a free agent
6/10/19	QB	Fales, David	Signed as a free agent
6/13/19	TE	Roberts, Michael	Traded to New England Patriots for a future, undisclosed draft pick
7/19/19	DT	Atkins, John	Placed on Active/Non-Football Injury
7/19/19	LB	Bryant, Austin	Placed on Active/Non-Football Injury
7/19/19	DT	Johnson, P.J.	Placed on Active/Non-Football Injury
7/19/19	T	Pope, Ryan	Placed on Active/Non-Football Injury
7/19/19	WR	Lacy, Chris	Placed on Active/Physically Unable to Perform
7/22/19	TE	Traylor, Austin	Signed as a free agent
7/22/19	DT	Atkins, John	Activated from Active/Non-Football Injury
7/22/19	DE	Bryant, Austin	Activated from Active/Non-Football Injury
7/22/19	DT	Johnson, P.J.	Activated from Active/Non-Football Injury
7/22/19	T	Pope, Ryan	Activated from Active/Non-Football Injury
7/22/19	WR	Lacy, Chris	Activated from Active/Physically Unable to Perform
7/22/19	DE	Flowers, Trey	Placed on Active/Physically Unable to Perform
7/22/19	LB	Longa, Steve	Placed on Active/Physically Unable to Perform
7/23/19	WR	Lewis, Tommylee	Placed on Active/Physically Unable to Perform
7/25/19	DT	Kilgo, Darius	Placed on Active/Non-Football Injury
7/25/19	CB	Slay, Darius	Placed on Active/Non-Football Injury
7/25/19	DT	Harrison Sr., Damon	Placed on Active/Non-Football Injury
7/27/19	DT	Daniels, Mike	Signed as a free agent
7/27/19	RB	Riddick, Theo	Released
7/30/19	DT	Jones, Frederick	Signed as a free agent
7/30/19	WR	Reilly, Brandon	Released
8/2/19	CB	Slay, Darius	Activated from Active/Non-Football Injury
8/4/19	DT	Kilgo, Darius	Activated from Active/Non-Football Injury
8/4/19	WR	McFadden, Tavarus	Signed as a free agent
8/4/19	DB	Alexander, Deontez	Released
8/6/19	CB	McFadden, Tavarus	Waived/Injured
8/6/19	CB	Alston, Johnathan	Signed as a free agent
8/6/19	WR	Lewis, Tommylee	Activated from Active/Physically Unable to Perform
8/10/19	DE	Flowers, Trey	Activated from Active/Physically Unable to Perform
8/10/19	WR	Kearse, Jermaine	Placed on Reserve/Injured
8/10/19	DT	Kilgo, Darius	Placed on Reserve/Injured
8/10/19	RB	Stockton, Justin	Signed as a free agent
8/10/19	CB	Johnson, Josh	Signed as a free agent
8/10/19	CB	McFadden, Tavarus	Waived from Reserve/Injured
8/11/19	WR	Alexander, Deontez	Signed as a free agent
8/11/19	LB	Lamar, Tre	Waived/Injured
8/12/19	CB	Cooper Sr., Marcus	Released
8/12/19	CB	Summers, Jamar	Signed as a free agent
8/12/19	CB	Cooper Sr., Marcus	Released
8/13/19	DT	Harrison Sr., Damon	Activated from Active/Non-Football Injury
8/20/19	WR	Lasley, Jordan	Signed as a free agent
8/20/19	RB	Stockton, Justin	Released
8/22/19	RB	Harrison Sr., Damon	Signed to a one-year contract extension
8/26/19	DT	Stockton, Justin	Signed as a free agent
8/26/19	WR	Alexander, Deontez	Released
8/26/19	LB	Longa, Steve	Activated from Active/Physically Unable to Perform
8/27/19	QB	Fales, David	Released
8/27/19	QB	Perez, Luis	Signed as a free agent
8/27/19	RB	Zenner, Zach	Released
8/28/19	RB	Williams, James	Signed as a free agent
8/30/19	S	Adams, Andrew	Released
8/30/19	OL	Bowanko, Luke	Released
8/30/19	CB	Chachere, Andre	Released
8/30/19	WR	Lasley, Jordan	Released
8/30/19	DE	Lee, Eric	Released
8/30/19	WR	Lewis, Tommylee	Released
8/30/19	DL	Loewen, Mitchell	Released
8/30/19	T	Pope, Ryan	Released
8/30/19	P	Santoso, Ryan	Released
8/30/19	OL	St. Andrew, Micah	Released
8/30/19	CB	Summers, Jamar	Released
8/30/19	RB	Williams, James	Released
8/30/19	QB	Blough, David	Acquired via trade with the Cleveland Browns
8/31/19	CB	Alston, Johnathan	Released
8/31/19	DT	Atkins, John	Released
8/31/19	LB	Carney, Malik	Released
8/31/19	TE	Cunningham, Jerome	Released
8/31/19	T	Donnal, Andrew	Released
8/31/19	LB	Doooley, Garret	Released
8/31/19	WR	Duhart, Jonathan	Released
8/31/19	DT	Johnson, P.J.	Released
8/31/19	DT	Jones, Fred	Released
8/31/19	WR	Kennedy, Tom	Released
8/31/19	C	Koloamatangi, Leo	Released
8/31/19	LB	Longa, Steve	Released
8/31/19	TE	Nauta, Isaac	Released
8/31/19	T	Nelson, Matt	Released
8/31/19	QB	Perez, Luis	Released
8/31/19	LB	Pittman, Anthony	Released
8/31/19	WR	Powell, Brandon	Released
8/31/19	QB	Savage, Tom	Released
8/31/19	DT	Smith, Ray	Released



2019 DETROIT LIONS ROSTER MOVES

8/31/19	RB	Stockton, Justin	Released
8/31/19	CB	Jabor, Teez	Released
8/31/19	RB	Thompson, Mark	Released
8/31/19	TE	Traylor, Austin	Released
8/31/19	S	Washington, Charles	Released
8/31/19	DE	Wynn, Jonathan	Released
8/31/19	WR	Jones, Andy	Waived/Injured
9/1/19	RB	McKissic, J.D.	Acquired via waivers
9/1/19	TE	Thomas, Logan	Released
9/1/19	OT	Atkins, John	Signed to the practice squad
9/1/19	WR	Duhart, Jonathan	Signed to the practice squad
9/1/19	WR	Kennedy, Tom	Signed to the practice squad
9/1/19	LB	Longa, Steve	Signed to the practice squad
9/1/19	TE	Nauta, Isaac	Signed to the practice squad
9/1/19	T	Nelson, Matt	Signed to the practice squad
9/1/19	LB	Pittman, Anthony	Signed to the practice squad
9/1/19	RB	Thompson, Mark	Signed to the practice squad
9/1/19	TE	Traylor, Austin	Signed to the practice squad
9/1/19	DE	Wynn, Jonathan	Signed to the practice squad
9/2/19	TE	Thomas, Logan	Signed as a free agent
9/2/19	DE	Bryant, Austin	Placed on Reserve/Injured
9/2/19	LB	Cabinda, Jason	Signed to the practice squad
9/2/19	TE	Traylor, Austin	Released
9/3/19	WR	Jones, Andy	Released from Reserve/Injured
9/4/19	WR	Hall, Marvin	Signed to the practice squad
9/4/19	QB	Kanoff, Chad	Signed to the practice squad
9/4/19	WR	Duhart, Jonathan	Released from the practice squad
9/4/19	RB	Thompson, Mark	Released from the practice squad
9/10/19	LB	Lamar, Tre	Released from Reserve/Injured
9/11/19	QB	Kanoff, Chad	Released from the practice squad
9/11/19	RB	Williams, David	Signed to the practice squad
9/12/19	RB	Brosette, Nick	Signed to the practice squad
9/12/19	RB	Williams, David	Released from the practice squad
9/13/19	RB	Brosette, Nick	Released from the practice squad
9/13/19	DE	Lee, Eric	Signed to the practice squad
9/17/19	QB	Johnson, Josh	Released
9/17/19	QB	Driskel, Jeff	Signed as a free agent
9/17/19	RB	Anderson, C.J.	Released
9/17/19	RB	Perkins, Paul	Awarded via waivers from the New York Giants
9/18/19	RB	Brosette, Nick	Signed to the practice squad
9/18/19	DE	Wynn, Jonathan	Released from the practice squad
9/21/19	WR	Lacy, Chris	Released
9/21/19	WR	Hall, Marvin	Signed to the active roster from the practice squad
9/21/19	DE	Wynn, Jonathan	Signed to the practice squad
9/24/19	WR	Lacy, Chris	Signed to the practice squad
9/24/19	RB	Brosette, Nick	Released from the practice squad
9/25/19	DT	Smith, Ray	Signed to the practice squad
9/25/19	DE	Wynn, Jonathan	Released from the practice squad
9/27/19	WR	Kennedy, Tom	Signed to the active roster from the practice squad
9/27/19	DT	Herron, Frank	Signed to the practice squad
9/29/19	WR	Fulgham, Travis	Signed to the practice squad
9/29/19	DT	Herron, Frank	Released
9/30/19	DE	Wynn, Jonathan	Signed to the practice squad
9/30/19	DT	Smith, Ray	Released from the practice squad
10/9/19	RB	Hills, Wes	Signed to the practice squad
10/9/19	DE	Lee, Eric	Released
10/14/19	DT	Atkins, John	Signed to the active roster from the practice squad
10/14/19	WR	Kennedy, Tom	Released
10/15/19	WR	Kennedy, Tom	Signed to the practice squad
10/17/19	RB	Perkins, Paul	Released
10/17/19	RB	Carson, Ira	Acquired via waivers from the Green Bay Packers
10/19/19	RB	Hills, Wes	Waived
10/19/19	RB	Perkins, Paul	Signed to the practice squad
10/22/19	RB	Johnson, Kerryon	Placed on Reserve/Injured
10/22/19	DB	Diggs, Quandre	Traded to Seattle Seahawks
10/23/19	RB	Perkins, Paul	Signed to the active roster from the practice squad
10/23/19	RB	Hills, Wes	Signed to the practice squad
10/24/19	S	Gilchrist, Marcus	Signed as a free agent
10/26/19	LB	Longa, Steve	Signed to the active roster from the practice squad
10/26/19	S	Gilchrist, Marcus	Released





GAME SUMMARY - LAST MATCHUP



13

2015 WEEK 11

Oakland Raiders 13, Detroit Lions 18

60,202  Ford Field  Detroit  Nov 22, 2015



18

Oakland Raiders	0	0	13	0	-	13
Detroit Lions	6	3	0	9	-	18

Scoring Drives

TEAM	QTR	TIME	SCORING PLAY	OAK	DET
Lions	1	07:54	M. Prater: 29-yard FG (13-67, 7:06)	0	3
Lions	1	00:31	M. Prater: 41-yard FG (10-53, 5:30)	0	6
Lions	2	00:02	M. Prater: 51-yard FG (11-57, 2:38)	0	9
Raiders	3	10:24	L. Murray: 1-yard run (S. Janikowski kick) (10-80, 4:36)	7	9
Raiders	3	03:55	S. Janikowski: 48-yard FG (7-22, 2:55)	10	9
Raiders	3	00:15	S. Janikowski: 56-yard FG (6-35, 2:06)	13	9
Lions	4	11:04	M. Stafford: 5-yard run (M. Prater kick) (9-80, 4:11)	13	16
Lions	4	07:31	(7:44) (Shotgun) D.Carr pass short right to M.Rivera to OAK 13 for 9 yards (Q.Diggs). PENALTY on OAK-D.Penn, Offensive Holding, 4 yards, enforced in End Zone, SAFETY - No Play.	13	18

Oakland Raiders

PASSING	ATT	CP	YDS	SK/YD	TD	LG	INT	RTG
Derek Carr	25	13	169	1/5	0	43	0	73.6
TOTAL	25	13	169	1/5	0	43	0	73.6

RUSHING	ATT	YDS	AVG	LG	TD
Latavius Murray	13	28	2.2	16	1
Jamize Olawale	4	12	3.0	6	0
Derek Carr	1	8	8.0	8	0
Marcel Reece	2	2	1.0	2	0
Taiwan Jones	1	2	2.0	2	0
TOTAL	21	52	2.5	16	1

RECEIVING	NO	YDS	AVG	LG	TD
Michael Crabtree	6	50	8.3	15	0
Clive Walford	2	25	12.5	18	0
Seth Roberts	2	54	27.0	43	0
Amarl Cooper	1	4	4.0	4	0
Jamize Olawale	1	15	15.0	15	0
Mychal Rivera	1	21	21.0	21	0
TOTAL	13	169	13.0	43	0

TOP DEFENSE	TOT	SOLO	AST	SCK	YDS	INT
Khalil Mack	8	8	0	0.0	0.0	0
T.J. Carrie	8	7	1	0.0	0.0	0
Ben Heeney	7	5	2	1.0	5.0	0

FIELD GOALS	FGA/FGM	PERCENT
Sebastian Janikowski	2/2	100.0
TOTAL	2/2	100.0

Detroit Lions

PASSING	ATT	CP	YDS	SK/YD	TD	LG	INT	RTG
Matthew Stafford	35	22	282	4/16	0	36	0	88.0
TOTAL	35	22	282	4/16	0	36	0	88.0

RUSHING	ATT	YDS	AVG	LG	TD
Ameer Abdullah	12	44	3.7	9	0
Matthew Stafford	6	31	5.2	18	1
Joique Bell	6	22	3.7	11	0
Theo Riddick	6	14	2.3	5	0
Golden Tate	1	-2	-2.0	-2	0
TOTAL	31	109	3.5	18	1

RECEIVING	NO	YDS	AVG	LG	TD
Golden Tate	8	73	9.1	21	0
Calvin Johnson	5	68	13.6	36	0
Theo Riddick	5	72	14.4	21	0
Ameer Abdullah	1	2	2.0	2	0
Brandon Pettigrew	1	8	8.0	8	0
Joique Bell	1	18	18.0	18	0
Lance Moore	1	21	21.0	21	0
TOTAL	22	282	12.8	36	0

TOP DEFENSE	TOT	SOLO	AST	SCK	YDS	INT
Isa Abdul-Qudus	5	4	1	0.0	0.0	0
Quandre Diggs	5	4	1	0.0	0.0	0
Glover Quin	4	4	0	0.0	0.0	0

FIELD GOALS	FGA/FGM	PERCENT
Matt Prater	3/3	100.0
TOTAL	3/3	100.0

Team Statistics

	Raiders	Lions
First Downs	13	22
Total Net Yards	216	375
Rushes/Net Yards	21/52	31/109
Net Passing	164	266
Pass Attempts/Completions	25/13	35/22
Had Intercepted	0	0
Sacked/Yards Lost	1/5	4/16
Punts/Average	5/43.4	5/47.6
Penalties/Yards	6/31	7/55
Fumbles/Lost	3/0	0/0
Possession Time	23:58	36:02





LIONS 2019 STATS

DETROIT LIONS / REGULAR SEASON WEEK 8 / THROUGH SUNDAY, OCTOBER 27, 2019

WON 3, LOST 3, TIED 1

MATT PATRICIA (7 GAMES)

09/08	T	27-27	at Arizona	60,687
09/15	W	13-10	L.A. Chargers	60,158
09/22	W	27-24	at Philadelphia	69,796
09/29	L	30-34	Kansas City	65,188
10/14	L	22-23	at Green Bay	76,947
10/20	L	30-42	Minnesota	60,314
10/27	W	31-26	N.Y. Giants	58,509

2019 TEAM STATISTICS

	DET	OPP.
FIRST DOWNS	143	171
Rushing	31	42
Passing	101	103
Penalty	11	26
Third Down-Made/Att	38/93	43/91
Third Down Efficiency	40.9%	47.3%
Fourth Down-Made/Att	2/4	1/5
TOTAL NET YARDS	2,657	2,943
Avg. Per Game	379.6	420.4
Total Plays	454	488
Avg. Per Play	5.9	6.0
NET YARDS RUSHING	678	915
Avg. Per Game	96.9	130.7
Total Rushes	188	193
Avg. Per Rush	3.6	4.7
NET YARDS PASSING	1,979	2,028
Avg. Per Game	282.7	289.7
Sacked/Yards Lost	16/114	13/90
Gross Yards	2,093	2,118
Attempts/Completions	250/161	282/169
Pct. of Completion	64.4%	59.9%
Had Intercepted	4	3
PUNTS/AVERAGE	29/43.8	25/48.2
Net Punting Average	41.6	45.7
PUNT RETURN/AVG.	13/3.2	11/2.3
KICKOFF RETURN/AVG.	9/29.0	31/21.1
INTERCEPTION RETURN/AVG.	3/18.3	4/2.5
PENALTIES/YARDS	57/431	44/338
FUMBLES/BALL LOST	7/5	14/9
TOUCHDOWNS	20	22
Rushing	2	7
Passing	16	14
Returns	2	1
EXTRA POINTS/ATTEMPTS	18/19	20/22
TWO POINT CONVERSION/ATTEMPTS	0/1	1/2
FIELD GOALS/ATTEMPTS	14/17	11/15
AVG. TIME OF POSSESSION	30:32	30:55

* SCORE BY PERIODS	Q1	Q2	Q3	Q4	OT	PTS
TEAM	61	46	26	44	3	180
OPPONENTS	24	56	33	70	3	186

SCORING	TD	RU	PA	RT	K-PAT	FG	2PT	S	PTS
M. Prater	0	0	0	0	18/19	14/17	0	0	60
K. Golladay	6	0	6	0	0/0	0/0	0	0	36
M. Jones Jr.	5	0	5	0	0/0	0/0	0	0	30
K. Johnson	3	2	1	0	0/0	0/0	0	0	18
T. Hockenson	2	0	2	0	0/0	0/0	0	0	12
J. Agnew	1	0	0	1	0/0	0/0	0	0	6
D. Amendola	1	0	1	0	0/0	0/0	0	0	6
M. Hall	1	0	1	0	0/0	0/0	0	0	6
D. Kennard	1	0	0	1	0/0	0/0	0	0	6
TEAM	20	2	18	2	18/19	14/17	0	0	180
OPPONENTS	22	7	14	1	19/20	11/15	1	0	186

* RUSHING	NO.	YDS	AVG	LONG	TD
K. Johnson	92	308	3.3	14	2
T. Johnson	30	108	3.6	17	0
J. McKissic	16	108	6.8	44	0
M. Stafford	17	60	3.5	12	0
C. Anderson	16	43	2.7	9	0
T. Carson	12	34	2.8	12	0
J. Agnew	1	9	9.0	9	0
P. Perkins	3	4	1.3	2	0
M. Jones Jr.	1	4	4.0	4	0
TEAM	188	678	3.6	44	2
OPPONENTS	193	915	4.7	45	7

* RECEIVING	TAR	NO.	YDS	AVG	LONG	TD
K. Golladay	55	31	508	16.4	66	6
M. Jones Jr.	47	34	409	12.0	33	5
D. Amendola	39	28	347	12.4	47t	1
T. Hockenson	31	19	240	12.6	39	2
M. Hall	7	5	201	40.2	58	1
K. Johnson	14	9	126	14.0	36t	1
J. McKissic	13	10	75	7.5	22	0
L. Thomas	7	6	64	10.7	17	0
J. James	12	7	61	8.7	15	0
T. Johnson	13	9	48	5.3	13	0
N. Bawden	5	3	14	4.7	10	0
TEAM	243	161	2,093	13.0	66	16
OPPONENTS	267	169	2,118	12.5	66	14

* INTERCEPTIONS	NO.	YDS	AVG	LONG	TD
J. Coleman	1	55	55.0	55	0
T. Walker	1	0	0.0	0	0
D. Slay	1	0	0.0	0	0
TEAM	3	55	18.3	55	0
OPPONENTS	4	10	2.5	10	0

* FUMBLES	FUM	LST	FF	REC	TD
M. Stafford	4	2	0	1	0
K. Golladay	1	1	0	0	0
K. Johnson	1	1	0	0	0
J. Agnew	1	1	1	0	0
TEAM	7	5	1	1	0
OPPONENTS	14	9	0	1	0

* PUNTING	NO.	YDS	AVG	NET	TB	IN	LG	B
S. Martin	29	1,271	43.8	41.6	2	12	62	0
TEAM	29	1,271	43.8	41.6	2	12	62	0
OPPONENTS	25	1,205	48.2	45.7	1	7	57	0

* PUNT RETURNS	RET	FC	YDS	AVG	LONG	TD
J. Agnew	10	4	27	2.7	24	0
D. Amendola	3	1	15	5.0	11	0
TEAM	13	5	42	3.2	24	0
OPPONENTS	11	6	25	2.3	9	0

* KICKOFF RETURNS	NO.	YDS	AVG	LONG	TD
J. Agnew	8	246	30.8	100t	1
T. Johnson	1	15	15.0	15	0
TEAM	9	261	29.0	100t	1
OPPONENTS	31	653	21.1	38	0

* FIELD GOALS	1-19	20-29	30-39	40-49	50+
M. Prater	0/0	4/4	2/2	3/5	5/6
TEAM	0/0	4/4	2/2	3/5	5/6
OPPONENTS	0/0	5/5	3/5	3/5	0/0

M. Prater: (55G, 33G) (40WR) (25G, 33G, 46B) (25G, 48G, 53G) (26G, 22G, 41G, 51G, 54G) (46G) (53WR, 52B)
 OPP: (20G, 42G, 34G, 28G) (39G, 39LU, 41WR) (25G) (36WR, 23G, 44G) (37G, 48G, 23G) (45WL)

2-PT Conv: TM 0-1 OPP 1-2

SACKS: D. Kennard 3.0, T. Flowers 3.0, D. Harrison Sr. 2.0, C. Jones 2.0, J. Davis 1.0, J. Tavai 1.0, R. Okwara 0.5, A. Robinson 0.5, TM 13.0, OPP 16.0 FUM/LOST: M. Stafford 4/2, K. Golladay 1/1, J. Agnew 1/1, K. Johnson 1/1, TM 7/5, OPP 14/9

* PASSING	ATT	CMP	YDS	CMP%	YDS/ATT	TD	TD%	INT	INT%	LONG	SACK/	LOST	RATING
M. Stafford	250	161	2,093	64.4	8.4	16	6.4	4	1.6	66	16/	114	105.3
TEAM	250	161	2,093	64.4	8.4	16	6.4	4	1.6	66	16/	114	105.3
OPPONENTS	282	169	2,118	59.9	7.5	14	5.0	3	1.1	66	13/	90	95.4





LIONS 2019 DEFENSIVE STATS

2019 REGULAR SEASON DETROIT LIONS DEFENSIVE STATS (THROUGH WEEK 8)

POS.	PLAYER	SOLO	ASST.	TOTAL	TFL	SACKS/YDS.	QBH	FR	FF	INT./YDS.	PD
DB	Walker, Tracy	49	7	56	5	0.0/0	0	0	1	1/0	5
CB	Melvin, Rashaan	28	2	30	0	0.0/0	0	0	0	0/0	7
LB	Kennard, Devon	22	6	28	5	3.0/19	7	2	0	0/0	0
LB	Jones, Christian	21	7	28	2	2.0/6	3	1	0	0/0	4
S	Wilson, Tavon	23	4	27	2	0.0/0	0	0	0	0/0	1
CB	Coleman, Justin	22	4	26	0	0.0/0	0	1	2	1/55	10
LB	Davis, Jarrad	15	11	26	2	1.0/16	3	0	2	0/0	1
DE	Flowers, Trey	15	11	26	2	3.0/19	5	0	2	0/0	0
DT	Robinson, A'Shawn	16	5	21	2	0.5/3	1	2	1	0/0	1
LB	Tavai, Jahlan	16	5	21	3	1.0/11	1	0	1	0/0	0
DB	Diggs, Quandre	17	3	20	0	0.0/0	0	0	0	0/0	0
DT	Harrison Sr., Damon	8	10	18	2	2.0/13	2	0	0	0/0	3
CB	Slay, Darius	12	4	16	0	0.0/0	0	1	0	1/0	3
S	Harris, Will	9	4	13	0	0.0/0	0	0	0	0/0	0
DE	Okwara, Romeo	4	8	12	0	0.5/3	7	0	1	0/0	0
CB	Ford, Mike	6	1	7	0	0.0/0	0	0	0	0/0	2
CB	Agnew, Jamal	4	0	4	0	0.0/0	0	0	0	0/0	0
OL	Hand, Da'Shawn	4	0	4	1	0.0/0	0	0	0	0/0	1
LB	Reeves-Maybin, Jalen	4	0	4	0	0.0/0	1	0	0	0/0	0
DT	Strong, Kevin	2	2	4	0	0.0/0	0	0	0	0/0	1
NT	Atkins, John	2	0	2	0	0.0/0	0	0	0	0/0	0
S	Killebrew, Miles	2	0	2	0	0.0/0	0	0	0	0/0	0
DT	Daniels, Mike	1	1	2	0	0.0/0	0	0	0	0/0	0
TOTALS		302	95	397	26	13.0/90	30	7	10	3/55	39

2019 REGULAR SEASON LIONS SPECIAL TEAMS STATS

POS.	PLAYER	TKLS.	ASST.	TOTAL
S	Killebrew, Miles	8	1	9
LB	Reeves-Maybin, Jalen	7	1	8
S	Harris, Will	4	2	6
CB	Virgin, Dee	4	1	5
S	Wilson, Tavon	3	2	5
CB	Agnew, Jamal	2	2	4
RB	Johnson, Ty	3	0	3
S	Moore, C.J.	3	0	3
LB	Longa, Steve	1	1	2
P	Martin, Sam	1	0	1
OL	Ragnow, Frank	1	0	1
LB	Tavai, Jahlan	1	0	1
TE	Thomas, Logan	1	0	1
LB	Jones, Christian	0	1	1
TOTALS		39	11	50

DEFENSIVE SCORES

INT (0)

FR (1)

(7:20) (Shotgun) D.Jones sacked at NYG 19 for -10 yards (J.Davis). FUMBLES (J.Davis) (J.Davis), RECOVERED by DET-D.Kennard at NYG 13. D.Kennard for 13 yards. **vs. NYG (10/27/19)**

Safety (0)

SPECIAL TEAMS BIG PLAYS

FR (2)

S.Martin kicks 64 yards from DET 35 to KC 1. M.Hardman to KC 30 for 29 yards (J.Agnew). FUMBLES (J.Agnew), RECOVERED by DET-J.Reeves-Maybin at KC 36. J.Reeves-Maybin to KC 36 for no gain (B.Bell). **vs. KC (09/29/19)** (10:11) S.Martin punts 48 yards to GB 34, Center-D.Muhlbach. D.Shepherd to GB 34 for no gain (D.Virgin). FUMBLES (D.Virgin), RECOVERED by DET-T.Wilson at GB 25. T.Wilson to GB 25 for no gain (T.Carson). **@ GB (10/14/19)**

TD (1)

J.Elliott kicks 65 yards from PHI 35 to DET 0. J.Agnew for 100 yards. **@ PHI (09/22/19)**

Regular Season defensive and special teams statistics are based on press box statistics.





2019 GAME-BY-GAME STARTERS

OFFENSE

DATE	OPPONENT	WR	LT	LG	C	RG	RT	TE	QB	RB	RB
9/8	at Arizona	K. Golladay/ M. Jones Jr./ T. Hockenson/ J. James	T. Decker	J. Dahl	F. Ragnow	G. Glasgow	R. Wagner	--	M. Stafford	K. Johnson	--
9/15	L.A. Chargers	D. Amendola/ K. Golladay/ M. Jones Jr.	T. Crosby	J. Dahl	F. Ragnow	G. Glasgow	R. Wagner	T. Hockenson	M. Stafford	K. Johnson	--
9/22	at Philadelphia	D. Amendola/ K. Golladay/ M. Jones Jr.	T. Decker	J. Dahl	F. Ragnow	G. Glasgow	R. Wagner	J. James	M. Stafford	K. Johnson	--
9/29	Kansas City	M. Hall/ K. Golladay/ M. Jones Jr./ J. McKissic	T. Decker	J. Dahl	F. Ragnow	G. Glasgow	R. Wagner	T. Hockenson	M. Stafford	K. Johnson	--
10/14	at Green Bay	K. Golladay	T. Decker	J. Dahl	F. Ragnow	G. Glasgow	R. Wagner	T. Hockenson/ L. Thomas	M. Stafford	K. Johnson	N. Bawden
10/20	Minnesota	K. Golladay/ M. Jones Jr.	T. Decker	J. Dahl	F. Ragnow	G. Glasgow	R. Wagner	T. Hockenson/ J. James	M. Stafford	K. Johnson	--
10/27	N.Y. Giants	D. Amendola/ K. Golladay/ M. Jones Jr.	T. Decker	J. Dahl	F. Ragnow	G. Glasgow	R. Wagner	J. James	M. Stafford	T. Carson	--

DEFENSE

DATE	OPPONENT	DE	DT	OLB	MLB	CB	SS	FS	DB	LB
9/8	at Arizona	T. Flowers	D. Harrison Sr./ A. Robinson	C. Jones/ D. Kennard	J. Tavai	J. Coleman/ R. Melvin/ D. Slay	Q. Diggs	T. Walker	--	--
9/15	L.A. Chargers	T. Flowers	M. Daniels/ D. Harrison Sr.	D. Kennard/ C. Jones	J. Tavai	R. Melvin/ D. Slay	Q. Diggs	T. Walker	T. Wilson	--
9/22	at Philadelphia	T. Flowers/ D. Kennard	D. Harrison Sr./ A. Robinson	--	--	J. Coleman/ R. Melvin/ D. Slay	Q. Diggs	T. Walker	--	C. Jones/ J. Davis
9/29	Kansas City	D. Kennard/ C. Jones	D. Harrison Sr./ T. Flowers	--	--	--	--	--	Q. Diggs/ T. Walker/ R. Melvin/ J. Coleman/ M. Ford	J. Davis/ T. Wilson
10/14	at Green Bay	T. Flowers	D. Harrison Sr./ A. Robinson	D. Kennard/ C. Jones	J. Davis	J. Coleman/ R. Melvin/ D. Slay	T. Wilson	T. Walker	--	--
10/20	Minnesota	T. Flowers	D. Harrison Sr./ A. Robinson	D. Kennard/ C. Jones	J. Davis	R. Melvin/ D. Slay	Q. Diggs	T. Walker	--	J. Tavai
10/27	N.Y. Giants	T. Flowers/ D. Kennard	D. Harrison Sr./ A. Robinson	--	--	J. Coleman/ M. Ford/ R. Melvin	--	--	T. Walker/ T. Wilson	J. Davis/ C. Jones





2019 GAME-BY-GAME OFFENSE

2019 REGULAR SEASON LIONS GAME-BY-GAME OFFENSE

	09/08 @ ARI	09/15 LAC	09/22 @ PHI	09/29 KC	10/14 @ GB	10/20 MIN	10/27 NYG	11/03 @ OAK	11/10 @ CHI	11/17 DAL	11/24 @ WAS	11/28 CHI	12/08 @ MIN	12/15 TB	12/22 @ DEN	12/29 GB
FIRST DOWNS																
Total	23	19	16	29	13	26	17									
Rushing	5	6	5	8	3	1	3									
Passing	17	12	11	17	10	21	13									
Penalty	1	1	0	4	0	4	1									
THIRD DOWNS																
Attempts	18	10	14	13	13	11	14									
Converted	6	4	6	5	3	6	8									
Percentage	33.3%	40.0%	42.9%	38.5%	23.1%	54.5%	57.1%									
TOT. OFFENSE																
Net Yards	477	339	287	447	299	433	375									
Plays	80	58	60	73	55	67	61									
Avg./Play	6.0	5.8	4.8	6.1	5.4	6.5	6.1									
RUSHING																
Net Yards	116	94	86	186	56	81	59									
Rush. Att.	32	28	28	35	20	20	25									
Avg./Att.	3.6	3.4	3.1	5.3	2.8	4.1	2.4									
PASSING																
Net Yards	361	245	201	261	243	352	316									
Attempts	45	30	32	34	32	45	32									
Completions	27	22	18	21	18	30	25									
Intercepted	0	2	0	0	0	1	1									
Gross Yards	385	245	201	291	265	364	342									
Sacked	3.0	0.0	0.0	4.0	3.0	2.0	4.0									
Yards Lost	24	0	0	30	22	12	26									
ADVANCES																
Rushes	32	28	28	35	20	20	25									
Completions	27	22	18	21	18	30	25									
Totals	59	50	46	56	38	50	50									
PENALTIES																
Number	9	8	9	8	8	8	7									
Yards	59	71	61	48	50	67	75									
FUMBLES																
Number	3	0	0	2	1	0	1									
Lost	2	0	0	2	0	0	1									
SCORING																
Points	27	13	27	30	22	30	31									
TD Rushing	0	0	1	0	1	0	0									
TD Passing	3	2	1	3	0	4	3									
TD KO Returns	0	0	1	0	0	0	0									
TD Punt Returns	0	0	0	0	0	0	0									
TD Sp. Teams	0	0	0	0	0	0	0									
TD Def. Returns	0	0	0	0	0	0	1									
FG Attempts	2	1	3	3	5	1	2									
FG Made	2	0	2	3	5	1	1									
Safety	0	0	0	0	0	0	0									





2019 GAME-BY-GAME DEFENSE

2019 REGULAR SEASON LIONS GAME-BY-GAME DEFENSE

	09/08 @ ARI	09/15 LAC	09/22 @ PHI	09/29 KC	10/14 @ GB	10/20 MIN	10/27 NYG	11/03 @ OAK	11/10 @ CHI	11/17 DAL	11/24 @ WAS	11/28 CHI	12/08 @ MIN	12/15 TB	12/22 @ DEN	12/29 GB
FIRST DOWNS																
Total	21	21	22	29	22	32	24									
Rushing	3	6	6	8	4	10	5									
Passing	16	13	11	16	13	19	15									
Penalty	2	2	5	5	5	3	4									
THIRD DOWNS																
Attempts	22	13	13	9	12	10	12									
Converted	9	6	7	4	4	6	7									
Percentage	40.9%	46.2%	53.8%	44.4%	33.3%	60.0%	58.3%									
TOT. OFFENSE																
Net Yards	387	424	373	438	447	504	370									
Plays	82	62	69	67	69	71	68									
Avg./Play	4.7	6.8	5.4	6.5	6.5	7.1	5.4									
RUSHING																
Net Yards	112	137	127	123	170	166	80									
Rush. Att.	23	25	30	25	29	37	24									
Avg./Att.	4.9	5.5	4.2	4.9	5.9	4.5	3.3									
PASSING																
Net Yards	275	287	246	315	277	338	290									
Attempts	54	36	36	42	39	34	41									
Completions	29	21	19	24	24	24	28									
Intercepted	1	1	0	0	1	0	0									
Gross Yards	308	293	259	315	283	338	322									
Sacked	5.0	1.0	3.0	0.0	1.0	0.0	3.0									
Yards Lost	33	6	13	0	6	0	32									
ADVANCES																
Rushes	23	25	30	25	29	37	24									
Completions	29	21	19	24	24	24	28									
Totals	52	46	49	49	53	61	52									
PENALTIES																
Number	7	9	4	7	6	6	5									
Yards	35	70	30	51	48	60	44									
FUMBLES																
Number	0	1	3	4	2	2	2									
Lost	0	1	2	3	2	0	1									
SCORING																
Points	27	10	24	34	23	42	26									
TD Rushing	0	1	1	3	0	2	0									
TD Passing	2	0	2	0	2	4	4									
TD KO Returns	0	0	0	0	0	0	0									
TD Punt Returns	0	0	0	0	0	0	0									
TD Sp. Teams	0	0	0	0	0	0	0									
TD Def. Returns	0	0	0	1	0	0	0									
FG Attempts	4	3	1	3	3	1	0									
FG Made	4	1	1	2	3	0	0									
Safety	0	0	0	0	0	0	0									





LIONS 2019 INDIVIDUAL SINGLE-GAME HIGHS

2019 REGULAR SEASON LIONS INDIVIDUAL SINGLE-GAME HIGHS

Passes Attempted	45	Matthew Stafford	vs. Vikings	10/20
		Matthew Stafford	at Cardinals	9/8
Passes Completed	30	Matthew Stafford	vs. Vikings	10/20
Passing Yards	385	Matthew Stafford	at Cardinals	9/8
Touchdown Passes	4	Matthew Stafford	vs. Vikings	10/20
Pass Receptions	10	Marvin Jones Jr.	vs. Vikings	10/20
Receiving Yards	131	T.J. Hockenson	at Cardinals	9/8
Touchdown Receptions	4	Marvin Jones Jr.	vs. Vikings	10/20
Rushing Yards	125	Kerryon Johnson	vs. Chiefs	9/29
Rushing Attempts	26	Kerryon Johnson	vs. Chiefs	9/29
Rushing Touchdowns	1	Kerryon Johnson	at Packers	10/14
		Kerryon Johnson	at Eagles	9/22
Yards From Scrimmage	157	Kerryon Johnson	vs. Chiefs	9/29
Combined Net Yards	157	Kerryon Johnson	vs. Chiefs	9/29
Interceptions Made	1	Justin Coleman	at Packers	10/14
		Darius Slay	vs. Chargers	9/15
		Tracy Walker	at Cardinals	9/8
INT Return Yards	55	Justin Coleman	at Packers	10/14
Sacks	3.0	Devon Kennard	at Cardinals	9/8
Punts	8	Sam Martin	at Cardinals	9/8
Punt Returns	5	Jamal Agnew	at Cardinals	9/8
Punt Return Yards	24	Jamal Agnew	at Eagles	9/22
Kickoff Returns	3	Jamal Agnew	at Cardinals	9/8
Kickoff Return Yards	100	Jamal Agnew	at Eagles	9/22
Field Goals Attempted	5	Matt Prater	at Packers	10/14
Field Goals Made	5	Matt Prater	at Packers	10/14

2019 REGULAR SEASON DETROIT LIONS LONGEST PLAYS

Run From Scrimmage	44	J.D. McKissic	at Eagles	9/22
Touchdown Run	1	Kerryon Johnson	at Packers	10/14
		Kerryon Johnson	at Eagles	9/22
Pass Reception	66	Kenny Golladay	at Packers	10/14
Touchdown Reception	49	Marvin Hall	vs. Giants	10/27
Interception Return	55	Justin Coleman	at Packers	10/14
Punt Return	24	Jamal Agnew	at Eagles	9/22
Kickoff Return	100	Jamal Agnew	at Eagles	9/22
Punt	62	Sam Martin	vs. Vikings	10/20
Field Goal	55	Matt Prater	at Cardinals	9/8





2019 OPPONENTS INDIVIDUAL SINGLE-GAME HIGHS

2019 REGULAR SEASON OPPONENTS INDIVIDUAL SINGLE-GAME HIGHS

Passes Attempted	54	Kyler Murray	at Cardinals	9/8
Passes Completed	29	Kyler Murray	at Cardinals	9/8
Passing Yards	338	Kirk Cousins	vs. Vikings	10/20
Touchdown Passes	4	Daniel Jones	vs. Giants	10/27
		Kirk Cousins	vs. Vikings	10/20
Pass Receptions	8	Saquon Barkley	vs. Giants	10/27
		Golden Tate	vs. Giants	10/27
		Nelson Agholor	at Eagles	9/22
		Keenan Allen	vs. Chargers	9/15
		Larry Fitzgerald	at Cardinals	9/8
Receiving Yards	143	Stefon Diggs	vs. Vikings	10/20
Touchdown Receptions	2	Darius Slayton	vs. Giants	10/27
		Nelson Agholor	at Eagles	9/22
Rushing Yards	142	Dalvin Cook	vs. Vikings	10/20
Rushing Attempts	25	Dalvin Cook	vs. Vikings	10/20
Rushing Touchdowns	2	Dalvin Cook	vs. Vikings	10/20
		Darrel Williams	vs. Chiefs	9/29
Yards From Scrimmage	149	Dalvin Cook	vs. Vikings	10/20
Combined Net Yards	180	Miles Sanders	at Eagles	9/22
Interceptions Made	1	Janoris Jenkins	vs. Giants	10/27
		Trae Wayne	vs. Vikings	10/20
		Casey Hayward Jr.	vs. Chargers	9/15
		Rayshawn Jenkins	vs. Chargers	9/15
INT Return Yards	10	Janoris Jenkins	vs. Giants	10/27
Sacks	2.0	Terrell Suggs	at Cardinals	9/8
Punts	8	Andy Lee	at Cardinals	9/8
Punt Returns	3	Christian Kirk	at Cardinals	9/8
Punt Return Yards	18	Christian Kirk	at Cardinals	9/8
Kickoff Returns	5	Darius Slayton	vs. Giants	10/27
		Darrius Shepherd	at Packers	10/14
Kickoff Return Yards	102	Darius Slayton	vs. Giants	10/27
Field Goals Attempted	4	Zane Gonzalez	at Cardinals	9/8
Field Goals Made	4	Zane Gonzalez	at Cardinals	9/8

2019 REGULAR SEASON OPPONENTS LONGEST PLAYS

Run From Scrimmage	45	Jamaal Williams	at Packers	10/14
Touchdown Run	8	Dalvin Cook	vs. Vikings	10/20
Pass Reception	66	Stefon Diggs	vs. Vikings	10/20
Touchdown Reception	35	Allen Lazard	at Packers	10/14
Interception Return	10	Janoris Jenkins	vs. Giants	10/27
Punt Return	9	Mike Hughes	vs. Vikings	10/20
		De'Anthony Thomas	vs. Chiefs	9/29
Kickoff Return	38	Ameer Abdullah	vs. Vikings	10/20
Punt	57	Cameron Johnston	at Eagles	9/22
		Andy Lee	at Cardinals	9/8
Field Goal	48	Mason Crosby	at Packers	10/14





GAME 1: Lions 27, Cardinals 27

September 8, 2019 • State Farm Stadium • 60,687



Detroit Lions	0	17	0	7	3	–	27
Arizona Cardinals	0	3	3	18	3	–	27

DET – M.Prater 55 yd. Field Goal (10-43, 5:38)
DET – D.Amendola 47 yd. pass from M.Stafford (M.Prater kick) (2-51, 0:47)
DET – K.Golladay 9 yd. pass from M.Stafford (M.Prater kick) (9-95, 6:09)
ARI – Z.Gonzalez 20 yd. Field Goal (4-6, 0:21)
ARI – Z.Gonzalez 42 yd. Field Goal (8-42, 2:34)
DET – T.Hockenson 23 yd. pass from M.Stafford (M.Prater kick) (10-82, 4:51)
ARI – Z.Gonzalez 34 yd. Field Goal (10-58, 3:38)
ARI – D.Johnson 27 yd. pass from K.Murray (Z.Gonzalez kick) (7-70, 2:55)
ARI – L.Fitzgerald 4 yd. pass from K.Murray (K.Murray-C.Kirk pass) (9-60, 1:48)
ARI – Z.Gonzalez 28 yd. Field Goal (7-65, 2:43)
DET – M.Prater 33 yd. Field Goal (8-60, 3:29)

TEAM STATISTICS	LIONS	CARDINALS
First Downs	23	21
Total Net Yards	477	387
Rushes/Net Yards	32/116	23/112
Net Passing	361	275
Pass Attempts/Completions	45/27	54/29
Had Intercepted	0	1
Sacked/Yards Lost	3/24	5/33
Punts/Average	8/39.3	8/47.5
Penalties/Yards	9/59	7/35
Fumbles/Lost	3/2	0/0
Possession Time	39:23	30:37

RUSHING

DET – K. Johnson 16-49; C. Anderson 11-35; M. Stafford 3-22; T. Johnson 1-6; M. Jones Jr. 1-4
ARI – D. Johnson 18-82; K. Murray 3-13; C. Kirk 1-12; C. Edmonds 1-5

RECEIVING

DET – T. Hockenson 6-131, TD; D. Amendola 7-104, TD; M. Jones Jr. 4-56; K. Golladay 4-42, TD; J. McKissic 2-24; J. James 1-15; K. Johnson 2-13; N. Bawden 1-0
ARI – L. Fitzgerald 8-113, TD; D. Johnson 6-55, TD; K. Johnson 5-46; D. Byrd 4-42; C. Kirk 4-32; M. Williams 1-15; C. Clay 1-5

PASSING

DET – M. Stafford 45-27-385, 3 TDs, 0 INT
ARI – K. Murray 54-29-308, 2 TDs, 1 INT

INTERCEPTIONS

DET – T. Walker 1
ARI – None

SACKS

DET – D. Kennard 3.0; C. Jones 1.0; J. Tavai 1.0
ARI – T. Suggs 2.0; C. Jones 1.0

FIELD GOALS

DET – M. Prater (55) (33)
ARI – Z. Gonzalez (20) (42) (34) (28)





GAME 2:
Lions 13, Chargers 10
September 15, 2019 • Ford Field • 60,158



Los Angeles Chargers	7	3	0	0	-	10
Detroit Lions	6	0	0	7	-	13

- LAC** – A.Ekeler 1 yd. run (T.Long kick) (9-68, 4:24)
DET – K.Johnson 36 yd. pass from M.Stafford (kick failed, wl) (8-75, 3:47)
LAC – T.Long 39 yd. Field Goal (7-76, 1:20)
DET – K.Golladay 31 yd. pass from M.Stafford (M.Prater kick) (8-69, 4:24)

TEAM STATISTICS	CHARGERS	LIONS
First Downs	21	19
Total Net Yards	424	339
Rushes/Net Yards	25/137	28/94
Net Passing	287	245
Pass Attempts/Completions	36/21	30/22
Had Intercepted	1	2
Sacked/Yards Lost	1/6	0/0
Punts/Average	4/50.5	4/44.0
Penalties/Yards	9/70	8/71
Fumbles/Lost	1/1	0/0
Possession Time	31:19	28:41

RUSHING

- DET** – K. Johnson 12-41; T. Johnson 5-30; M. Stafford 4-13; C. Anderson 5-8; J. McKissic 2-2
LAC – A. Ekeler 17-66, TD; J. Jackson 7-59; P. Rivers 1-12

RECEIVING

- DET** – K. Golladay 8-117, TD; K. Johnson 2-47, TD; M. Jones Jr. 5-43; J. James 3-18; T. Hockenson 1-7; L. Thomas 1-7; T. Johnson 2-6
LAC – K. Allen 8-98; M. Williams 3-83; A. Ekeler 6-67; D. Inman 1-28; V. Green 1-9; J. Jackson 1-5; D. Watt 1-3

PASSING

- DET** – M. Stafford 30-22-245, 2 TDs, 2 INT
LAC – P. Rivers 36-21-293, 0 TDs, 1 INT

INTERCEPTIONS

- DET** – D. Slay 1
LAC – C. Hayward Jr. 1; R. Jenkins 1

SACKS

- DET** – R. Okwara 0.5; A. Robinson 0.5
LAC – None

FIELD GOALS

- DET** – M. Prater 40WR
LAC – T. Long (39) 39LU 41WR





GAME 3: Lions 27, Eagles 24

September 22, 2019 • Lincoln Financial Field • 69,796



Detroit Lions	7	13	0	7	-	27
Philadelphia Eagles	10	0	7	7	-	24

- PHI** – J.Elliott 25 yd. Field Goal (9-69, 3:32)
DET – J.Agnew 100 yd. kickoff return (M.Prater kick) (0-0, 0:14)
PHI – J.Howard 1 yd. run (J.Elliott kick) (9-75, 4:59)
DET – K.Johnson 1 yd. run (M.Prater kick) (13-75, 7:06)
DET – M.Prater 25 yd. Field Goal (5-44, 1:21)
DET – M.Prater 33 yd. Field Goal (4-7, 0:54)
PHI – N.Agholor 20 yd. pass from C.Wentz (J.Elliott kick) (6-47, 2:44)
DET – M.Jones 12 yd. pass from M.Stafford (M.Prater kick) (9-75, 4:22)
PHI – N.Agholor 2 yd. pass from C.Wentz (J.Elliott kick) (10-80, 4:32)

TEAM STATISTICS	LIONS	EAGLES
First Downs	16	22
Total Net Yards	287	373
Rushes/Net Yards	28/86	30/127
Net Passing	201	246
Pass Attempts/Completions	32/18	36/19
Had Intercepted	0	0
Sacked/Yards Lost	0/0	3/13
Punts/Average	5/45.2	3/48.0
Penalties/Yards	9/61	4/30
Fumbles/Lost	0/0	3/2
Possession Time	27:42	32:18

RUSHING

- DET** – J. McKissic 1-44; K. Johnson 20-36, TD; T. Johnson 4-5; M. Stafford 3-1
PHI – M. Sanders 13-53; J. Howard 11-37, TD; C. Wentz 4-33; D. Sproles 2-4

RECEIVING

- DET** – M. Jones Jr. 6-101, TD; D. Amendola 4-37; K. Golladay 2-17; L. Thomas 1-15; J. James 1-13; N. Bawden 1-10; K. Johnson 1-7; T. Hockenson 1-1; T. Johnson 1-0
PHI – M. Sanders 2-73; Z. Ertz 4-64; M. Hollins 4-62; N. Agholor 8-50, 2 TDs; J. Arcega-Whiteside 1-10

PASSING

- DET** – M. Stafford 32-18-201, TD, 0 INT
PHI – C. Wentz 36-19-259, 2 TDs, 0 INT

INTERCEPTIONS

- DET** – None
PHI – None

SACKS

- DET** – T. Flowers 1.0; D. Harrison Sr. 1.0; C. Jones 1.0
PHI – None

FIELD GOALS

- DET** – M. Prater (25) (33) 46B
PHI – J. Elliott (25)





GAME 4: Chiefs 34, Lions 30

September 29, 2019 • Ford Field • 65,188



Kansas City Chiefs	0	13	7	14	-	34
Detroit Lions	10	3	10	7	-	30

- DET** - M.Prater 25 yd. Field Goal (10-68, 5:38)
DET - T.Hockenson 5 yd. pass from M.Stafford (M.Prater kick) (7-74, 2:34)
KC - H.Butker 23 yd. Field Goal (10-81, 3:53)
KC - L.McCoy 1 yd. run (H.Butker kick) (7-70, 3:57)
DET - M.Prater 48 yd. Field Goal (8-50, 3:10)
KC - H.Butker 44 yd. Field Goal (6-49, 1:01)
KC - B.Breeland 100 yd. fumble return (H.Butker kick)
DET - M.Prater 53 yd. Field Goal (7-40, 2:49)
DET - K.Golladay 9 yd. pass from M.Stafford (M.Prater kick) (8-45, 3:40)
KC - D.Williams 1 yd. run (H.Butker kick) (9-75, 4:01)
DET - K.Golladay 6 yd. pass from M.Stafford (M.Prater kick) (9-79, 4:16)
KC - D.Williams 1 yd. run (H.Butker kick) (13-79, 2:06)

TEAM STATISTICS	CHIEFS	LIONS
First Downs	29	29
Total Net Yards	438	447
Rushes/Net Yards	25/123	35/186
Net Passing	315	261
Pass Attempts/Completions	42/24	34/21
Had Intercepted	0	0
Sacked/Yards Lost	0/0	4/30
Punts/Average	2/45.5	3/43.7
Penalties/Yards	7/51	8/48
Fumbles/Lost	4/3	2/2
Possession Time	26:05	33:55

RUSHING

- DET** - K. Johnson 26-125; J. McKissic 4-30; M. Stafford 2-18; T. Johnson 3-13
KC - L. McCoy 11-56, TD; P. Mahomes 6-54; D. Williams 8-13, 2 TDs

RECEIVING

- DET** - M. Jones Jr. 3-77; K. Golladay 5-67, 2 TDs; M. Hall 2-47; K. Johnson 2-32; T. Hockenson 3-27, TD; L. Thomas 3-25; J. McKissic 1-11; N. Bawden 1-4; T. Johnson 1-1
KC - T. Kelce 7-85; S. Watkins 3-54; D. Williams 3-43; D. Yelder 2-43; D. Robinson 4-35; L. McCoy 2-33; B. Pringle 1-13; M. Hardman 2-9

PASSING

- DET** - M. Stafford 34-21-291, 3 TDs, 0 INT
KC - P. Mahomes 42-24-315, 0 TDs, 0 INT

INTERCEPTIONS

- DET** - None
KC - None

SACKS

- DET** - None
KC - C. Jones 1.0; T. Mathieu 1.0; D. Nnadi 1.0; A. Okafor 1.0

FIELD GOALS

- DET** - M. Prater (25) (48) (53)
KC - H. Butker 36WR (23) (44)





GAME 5:
Packers 23, Lions 22
October 14, 2019 • Lambeau Field • 76,947



Detroit Lions	10	3	6	3	-	22
Green Bay Packers	0	10	3	10	-	23

- DET - M.Prater 26 yd. Field Goal (5-69, 2:19)
DET - K.Johnson 1 yd. run (M.Prater kick) (8-74, 4:37)
DET - M.Prater 22 yd. Field Goal (11-64, 5:02)
GB - J.Williams 5 yd. pass from A.Rodgers (M.Crosby kick) (14-60, 5:57)
GB - M.Crosby 37 yd. Field Goal (13-75, 4:27)
GB - M.Crosby 48 yd. Field Goal (5-48, 2:25)
DET - M.Prater 41 yd. Field Goal (4-2, 0:58)
DET - M.Prater 51 yd. Field Goal (7-34, 3:06)
DET - M.Prater 54 yd. Field Goal (4-8, 0:52)
GB - A.Lazard 35 yd. pass from A.Rodgers (M.Crosby kick) (7-79, 3:14)
GB - M.Crosby 23 yd. Field Goal (14-77, 6:46)

TEAM STATISTICS	LIONS	PACKERS
First Downs	13	22
Total Net Yards	299	447
Rushes/Net Yards	20/56	29/170
Net Passing	243	277
Pass Attempts/Completions	32/18	39/24
Had Intercepted	0	1
Sacked/Yards Lost	3/22	1/6
Punts/Average	4/46.5	3/51.7
Penalties/Yards	8/50	6/48
Fumbles/Lost	1/0	2/2
Possession Time	26:56	33:04

RUSHING

- DET - K. Johnson 13-34, TD; M. Stafford 3-9; J. Agnew 1-9; J. McKissic 3-4
GB - J. Williams 14-104; A. Jones 11-47; A. Rodgers 3-10; M. Valdes-Scantling 1-9

RECEIVING

- DET - K. Golladay 5-121; M. Hall 1-58; K. Johnson 2-27; T. Hockenson 4-21; M. Jones Jr. 2-17; J. James 1-8; J. McKissic 2-7; D. Amendola 1-6
GB - A. Lazard 4-65, TD; M. Lewis 2-50; M. Valdes-Scantling 2-48; G. Allison 3-40; J. Williams 4-32, TD; J. Graham 2-17; J. Kumerow 2-17; A. Jones 4-13; D. Shepherd 1-1

PASSING

- DET - M. Stafford 32-18-265, 0 TDs, 0 INT
GB - A. Rodgers 39-24-283, 2 TDs, 1 INT

INTERCEPTIONS

- DET - J. Coleman 1
GB - None

SACKS

- DET - D. Harrison Sr. 1.0
GB - P. Smith 1.5; Z. Smith 1.0; K. Fackrell 0.5

FIELD GOALS

- DET - M. Prater (26) (22) (41) (51) (54)
GB - M. Crosby (37) (48) (23)





GAME 6: Vikings 42, Lions 30

October 20, 2019 • Ford Field • 60,314



Minnesota Vikings	7	14	7	14	-	42
Detroit Lions	14	7	3	6	-	30

- DET** - M.Jones 16 yd. pass from M.Stafford (M.Prater kick) (7-77, 3:03)
- MIN** - A.Thielen 25 yd. pass from K.Cousins (D.Bailey kick) (5-73, 2:20)
- DET** - M.Jones 3 yd. pass from M.Stafford (M.Prater kick) (9-75, 5:01)
- MIN** - O.Johnson 1 yd. pass from K.Cousins (D.Bailey kick) (8-61, 2:34)
- MIN** - D.Cook 8 yd. run (D.Bailey kick) (15-97, 7:19)
- DET** - M.Jones 10 yd. pass from M.Stafford (M.Prater kick) (11-75, 3:24)
- MIN** - C.Ham 5 yd. pass from K.Cousins (D.Bailey kick) (12-75, 5:58)
- DET** - M.Prater 46 yd. Field Goal (7-60, 3:01)
- MIN** - K.Rudolph 15 yd. pass from K.Cousins (D.Bailey kick) (6-59, 3:12)
- DET** - M.Jones 2 yd. pass from M.Stafford (pass failed) (10-75, 2:35)
- MIN** - D.Cook 4 yd. run (D.Bailey kick) (4-75, 1:10)

TEAM STATISTICS	VIKINGS	LIONS
First Downs	32	26
Total Net Yards	504	433
Rushes/Net Yards	37/166	20/81
Net Passing	338	352
Pass Attempts/Completions	34/24	45/30
Had Intercepted	0	1
Sacked/Yards Lost	0/0	2/12
Punts/Average	2/49.0	3/50.0
Penalties/Yards	6/60	8/67
Fumbles/Lost	2/0	0/0
Possession Time	32:10	27:50

RUSHING

- DET** - T. Johnson 10-29; J. McKissic 5-29; K. Johnson 5-23
- MIN** - D. Cook 25-142, 2 TDs; A. Mattison 7-18; C. Ham 1-9; K. Cousins 4-(-3)

RECEIVING

- DET** - D. Amendola 8-105; M. Jones Jr. 10-93, 4 TDs; M. Hall 1-47; T. Hockenson 3-32; J. McKissic 2-31; T. Johnson 4-28; K. Golladay 1-21; J. James 1-7
- MIN** - S. Diggs 7-143; I. Smith Jr. 5-60; K. Rudolph 5-58, TD; O. Johnson 4-40, TD; A. Thielen 1-25, TD; D. Cook 1-7; C. Ham 1-5, TD

PASSING

- DET** - M. Stafford 45-30-364, 4 TDs, 1 INT
- MIN** - K. Cousins 34-24-338, 4 TDs, 0 INT

INTERCEPTIONS

- DET** - None
- MIN** - T. Waynes 1

SACKS

- DET** - None
- MIN** - E. Griffen 1.0; D. Hunter 1.0

FIELD GOALS

- DET** - M. Prater (46)
- MIN** - D. Bailey 45WL





GAME 7: Lions 31, Giants 26

October 27, 2019 • Ford Field • 58,509



New York Giants	0	13	6	7	-	26
Detroit Lions	14	3	7	7	-	31

DET – D.Kennard 13 yd. fumble return (M.Prater kick)
DET – M.Hall 49 yd. pass from M.Stafford (M.Prater kick) (6-71, 3:01)

NYG – D.Slayton 22 yd. pass from D.Jones (A.Rosas kick) (10-88, 5:04)

NYG – D.Slayton 28 yd. pass from D.Jones (kick failed, wl) (8-57, 3:30)

DET – M.Prater 52 yd. Field Goal (14-41, 4:19)

DET – K.Golladay 9 yd. pass from M.Stafford (M.Prater kick) (10-75, 5:09)

NYG – E.Engram 2 yd. pass from D.Jones (pass failed) (10-78, 4:57)

DET – K.Golladay 41 yd. pass from M.Stafford (M.Prater kick) (5-80, 2:34)

NYG – S.Barkley 4 yd. pass from D.Jones (A.Rosas kick) (4-50, 1:02)

TEAM STATISTICS	GIANTS	LIONS
First Downs	24	17
Total Net Yards	370	375
Rushes/Net Yards	24/80	25/59
Net Passing	290	316
Pass Attempts/Completions	41/28	32/25
Had Intercepted	0	1
Sacked/Yards Lost	3/32	4/26
Punts/Average	3/45.0	2/44.0
Penalties/Yards	5/44	7/75
Fumbles/Lost	2/1	1/1
Possession Time	30:47	29:13

RUSHING

DET – T. Carson 12-34; T. Johnson 7-25; P. Perkins 3-4; J. McKissic 1-(-1); M. Stafford 2-(-3)

NYG – S. Barkley 19-64; D. Jones 4-13; E. Penny 1-3

RECEIVING

DET – K. Golladay 6-123; 2 TDs; D. Amendola 8-95; M. Hall 1-49, TD; M. Jones Jr. 4-22; T. Hockenson 1-21; L. Thomas 1-17; T. Johnson 1-13; J. McKissic 3-2

NYG – G. Tate 8-85; S. Barkley 8-79, TD; D. Slayton 2-50, 2 TDs; E. Engram 4-40, TD; C. Latimer 2-28; B. Fowler III 2-21; W. Gallman Jr. 1-20; R. Ellison 1-(-1)

PASSING

DET – M. Stafford 32-25-342, 3 TDs, 1 INT

NYG – D. Jones 41-28-322, 4 TDs, 0 INT

INTERCEPTIONS

DET – None

NYG – J. Jenkins 1

SACKS

DET – T. Flowers 2.0; J. Davis 1.0

NYG – L. Carter 1.0; M. Golden 1.0; G. Haley 1.0; D. Tomlinson 1.0

FIELD GOALS

DET – M. Prater 53WR (52)

NYG – None





2019 DRIVE CHARTS

2019 REGULAR SEASON

WEEK 1: LIONS 27, CARDINALS 27

SEPTEMBER 8, 2019

LIONS

CARDINALS

#	RECD	LOST	POSS	OBTAINED	BEGAN	PLAYS	YDS	PEN	NET	1ST	ENDED	GIVEN UP	#	RECD	LOST	POSS	OBTAINED	BEGAN	PLAYS	YDS	PEN	NET	1ST	ENDED	GIVEN UP
1	15:00	12:00	3:00	Kickoff	DET 25	5	24	0	24	1	DET 49	Punt	1	12:00	10:19	1:41	Punt	ARI 10	3	10	-5	5	0	ARI 15	Punt
2	10:19	08:50	1:29	Punt	DET 27	4	32	0	32	1	ARI 41	Punt	2	08:50	06:51	1:59	Punt	ARI 1	6	4	0	4	1	ARI 5	Interception
3	06:51	06:39	0:12	Interception	ARI 24	1	-10	0	-10	0	ARI 24	Fumble	3	06:39	04:45	1:54	Fumble	ARI 34	3	9	0	9	0	ARI 43	Punt
4	04:45	14:07	5:38	Punt	DET 20	10	43	0	43	3	ARI 37	Field Goal	4	14:07	13:10	0:57	Kickoff	ARI 16	3	2	0	2	0	ARI 18	Punt
5	13:10	12:23	0:47	Punt	DET 49	2	51	0	51	1	ARI 47	Touchdown	5	12:23	09:47	2:36	Kickoff	ARI 22	4	11	0	11	1	ARI 33	Punt
6	09:47	03:38	6:09	Punt	DET 5	9	85	10	95	5	ARI 9	Touchdown	6	03:38	01:40	1:58	Kickoff	ARI 25	6	11	0	11	1	ARI 36	Punt
7	01:19	00:15	1:04	Kickoff	DET 25	6	17	0	17	1	DET 42	Punt	7	01:40	01:19	0:21	Muffed Punt	DET 8	4	6	0	6	0	DET 2	Field Goal
8	13:27	10:44	2:43	Punt	DET 31	3	13	-10	3	0	DET 34	Punt	8	00:15	00:00	0:15	Punt	ARI 18	1	5	0	5	0	ARI 18	End Half
9	09:48	07:12	2:36	Punt	DET 20	3	14	-9	5	0	DET 25	Punt	9	15:00	13:27	1:33	Kickoff	ARI 32	3	-3	0	-3	0	ARI 29	Punt
10	04:38	14:47	4:51	Kickoff	DET 18	10	87	-5	82	4	ARI 23	Touchdown	10	10:44	09:48	0:56	Punt	ARI 24	3	3	0	3	0	ARI 27	Punt
11	11:09	08:52	2:17	Kickoff	DET 29	3	7	0	7	0	DET 36	Punt	11	07:12	04:38	2:34	Punt	ARI 34	8	42	0	42	2	DET 24	Field Goal
12	05:57	02:31	3:26	Kickoff	DET 17	8	32	0	32	2	DET 49	Punt	12	14:47	11:09	3:38	Kickoff	ARI 26	10	68	-10	58	2	DET 16	Field Goal
13	00:43	00:00	0:43	Kickoff	DET 25	4	12	0	12	1	DET 37	Punt	13	08:52	05:57	2:55	Punt	ARI 30	7	70	0	70	5	DET 27	Touchdown
14	07:17	03:48	3:29	Kickoff	DET 25	8	60	0	60	3	ARI 15	Field Goal	14	02:31	00:43	1:48	Punt	ARI 40	9	55	5	60	5	DET 4	Touchdown
15	00:59	00:00	0:59	Punt	DET 5	6	10	-5	5	1	DET 10	Downs	15	10:00	07:17	2:43	Kickoff	ARI 25	7	65	0	65	2	DET 10	Field Goal
													16	03:48	00:59	2:49	Kickoff	ARI 25	9	29	0	29	2	DET 46	Punt

WEEK 2: LIONS 13, CHARGERS 10

SEPTEMBER 15, 2019

LIONS

CHARGERS

#	RECD	LOST	POSS	OBTAINED	BEGAN	PLAYS	YDS	PEN	NET	1ST	ENDED	GIVEN UP	#	RECD	LOST	POSS	OBTAINED	BEGAN	PLAYS	YDS	PEN	NET	1ST	ENDED	GIVEN UP
1	13:48	12:21	1:27	Punt	DET 21	3	3	0	3	0	DET 24	Punt	1	15:00	13:48	1:12	Kickoff	LAC 26	3	3	0	3	0	LAC 29	Punt
2	07:57	04:10	3:47	Kickoff	DET 25	8	75	0	75	4	LAC 36	Touchdown	2	12:21	07:57	4:24	Punt	LAC 32	9	68	0	68	4	DET 1	Touchdown
3	01:49	12:20	4:29	Punt	DET 14	8	32	0	32	2	DET 46	Punt	3	04:10	01:49	2:21	Kickoff	LAC 25	3	1	0	1	0	LAC 26	Punt
4	10:40	05:57	4:43	Punt	DET 14	10	49	15	64	4	LAC 22	Missed FG	4	12:20	10:40	1:40	Punt	LAC 12	4	16	0	16	1	LAC 28	Punt
5	03:29	01:20	2:09	Punt	DET 20	6	29	0	29	1	DET 49	Punt	5	05:57	03:29	2:28	Missed FG	LAC 30	4	4	5	9	1	LAC 39	Punt
6	15:00	11:33	3:27	Kickoff	DET 30	7	54	-20	34	2	LAC 36	Interception	6	01:20	00:00	1:20	Punt	LAC 3	7	76	0	76	3	DET 21	Field Goal
7	08:26	06:24	2:02	Fumble	DET 3	3	8	0	8	0	DET 11	Punt	7	11:33	08:26	3:07	Interception	LAC 20	6	95	-18	77	4	DET 1	Fumble
8	02:09	00:59	1:10	Missed FG	DET 29	2	10	-5	5	1	DET 34	Interception	8	06:24	02:09	4:15	Punt	LAC 37	8	42	0	42	2	DET 21	Missed FG
9	11:45	07:21	4:24	Missed FG	DET 31	8	69	0	69	4	LAC 31	Touchdown	9	00:59	11:45	4:14	Interception	LAC 15	8	62	0	62	2	DET 23	Missed FG
10	01:03	00:00	1:03	Interception	DET 20	4	10	0	10	1	DET 31	End Game	10	07:21	01:03	6:18	Kickoff	LAC 20	13	57	-5	52	4	DET 28	Interception

WEEK 3: LIONS 27, EAGLES 24

SEPTEMBER 22, 2019

LIONS

EAGLES

#	RECD	LOST	POSS	OBTAINED	BEGAN	PLAYS	YDS	PEN	NET	1ST	ENDED	GIVEN UP	#	RECD	LOST	POSS	OBTAINED	BEGAN	PLAYS	YDS	PEN	NET	1ST	ENDED	GIVEN UP
1	11:28	11:14	0:14	Kickoff	DET 0	0	0	0	0	0	PHI 0	Touchdown	1	15:00	11:28	3:32	Kickoff	PHI 24	9	50	19	69	3	DET 7	Field Goal
2	06:15	14:09	7:06	Kickoff	DET 25	13	75	0	75	6	PHI 1	Touchdown	2	11:14	06:15	4:59	Kickoff	PHI 25	9	75	0	75	5	DET 1	Touchdown
3	10:47	08:45	2:02	Punt	DET 20	4	26	-5	21	1	DET 41	Punt	3	14:09	10:47	3:22	Kickoff	PHI 25	6	28	-10	18	1	PHI 43	Punt
4	04:50	03:29	1:21	Fumble	DET 49	5	44	0	44	1	PHI 7	Field Goal	4	08:45	04:50	3:55	Punt	PHI 10	7	34	5	39	2	PHI 45	Fumble
5	01:51	00:57	0:54	Fumble	PHI 22	4	7	0	7	0	PHI 15	Field Goal	5	03:29	01:51	1:38	Kickoff	PHI 15	4	45	0	45	2	DET 45	Fumble
6	15:00	12:16	2:44	Kickoff	DET 25	6	11	-5	6	1	DET 31	Punt	6	00:57	00:00	0:57	Kickoff	PHI 24	2	-3	0	-3	0	PHI 24	End Half
7	09:24	06:59	2:25	Punt	DET 2	5	11	0	11	1	DET 13	Punt	7	12:16	09:24	2:52	Punt	PHI 16	6	32	0	32	2	PHI 48	Punt
8	04:15	14:53	4:22	Kickoff	DET 25	9	80	-5	75	4	PHI 12	Touchdown	8	06:59	04:15	2:44	Punt	DET 47	6	47	0	47	2	DET 20	Touchdown
9	13:03	11:31	1:32	Punt	PHI 48	3	0	0	0	0	PHI 48	Punt	9	14:53	13:03	1:50	Kickoff	PHI 25	3	-10	0	-10	0	PHI 15	Punt
10	06:59	03:16	3:43	Kickoff	DET 25	8	35	0	35	2	PHI 40	Punt	10	11:31	06:59	4:32	Punt	PHI 20	10	63	17	80	5	DET 2	Touchdown
11	02:18	01:40	0:38	Downs	PHI 28	4	0	0	0	0	PHI 28	Blocked FG	11	03:16	02:18	0:58	Punt	PHI 20	4	8	0	8	0	PHI 22	Downs
12	00:41	00:00	0:41	Downs	PHI 45	2	-2	0	-2	0	PHI 46	End Game	12	01:40	00:41	0:59	Blocked FG	50	4	5	-10	-5	0	PHI 45	Downs





2019 DRIVE CHARTS

WEEK 4: LIONS 30, CHIEFS 34

SEPTEMBER 29, 2019

LIONS													CHIEFS												
#	RECD	LOST	POSS	OBTAINED	BEGAN	PLAYS	YDS	PEN	NET	1ST	ENDED	GIVEN UP	#	RECD	LOST	POSS	OBTAINED	BEGAN	PLAYS	YDS	PEN	NET	1ST	ENDED	GIVEN UP
1	15:00	09:22	5:38	Kickoff	DET 25	10	68	0	68	3	KC 7	Field Goal	1	09:22	05:39	3:43	Kickoff	KC 26	9	56	0	56	3	DET 18	Missed FG
2	05:39	03:05	2:34	Missed FG	DET 26	7	54	20	74	4	KC 5	Touchdown	2	03:05	14:12	3:53	Kickoff	KC 14	10	71	10	81	4	DET 5	Field Goal
3	14:12	11:17	2:55	Kickoff	DET 25	5	6	0	6	1	DET 31	Punt	3	11:17	10:13	1:04	Punt	KC 26	3	6	0	6	0	KC 32	Punt
4	10:13	08:10	2:03	Punt	DET 16	3	10	-5	5	1	DET 21	Punt	4	08:10	04:13	3:57	Punt	KC 30	7	67	3	70	5	DET 1	Touchdown
5	04:13	01:03	3:10	Kickoff	DET 21	8	54	-4	50	3	KC 29	Field Goal	5	01:03	00:02	1:01	Kickoff	KC 25	6	49	0	49	2	DET 26	Field Goal
6	00:02	00:00	0:02	Kickoff		0	0	0	0	0		End Half	6	15:00	14:51	0:09	Kickoff		0	0	0	0	0		Fumble
7	14:51	12:03	2:48	Fumble	KC 36	6	30	0	30	2	KC 5	Fumble	7	12:03	09:55	2:08	Fumble	KC 18	5	12	0	12	1	KC 29	Fumble
8	09:55	09:08	0:47	Fumble	KC 28	3	26	1	27	2	KC 1	Fumble	8	06:19	04:50	1:29	Kickoff	KC 20	3	25	0	25	1	KC 40	Fumble
9	09:08	06:19	2:49	Kickoff	DET 25	7	35	5	40	2	KC 35	Field Goal	9	01:10	12:09	4:01	Kickoff	KC 25	9	59	16	75	5	DET 1	Touchdown
10	04:50	01:10	3:40	Fumble	KC 45	8	45	0	45	4	KC 9	Touchdown	10	09:16	06:42	2:34	Punt	KC 20	5	19	0	19	1	KC 39	Punt
11	12:09	09:16	2:53	Kickoff	DET 25	6	9	0	9	2	DET 34	Punt	11	02:26	00:20	2:06	Kickoff	KC 21	13	74	5	79	7	DET 1	Touchdown
12	06:42	02:26	4:16	Punt	DET 21	9	79	0	79	4	KC 6	Touchdown													
13	00:20	00:00	0:20	Kickoff	DET 25	4	31	0	31	1	KC 44	End Game													

WEEK 6: LIONS 22, PACKERS 23

OCTOBER 14, 2019

LIONS													PACKERS												
#	RECD	LOST	POSS	OBTAINED	BEGAN	PLAYS	YDS	PEN	NET	1ST	ENDED	GIVEN UP	#	RECD	LOST	POSS	OBTAINED	BEGAN	PLAYS	YDS	PEN	NET	1ST	ENDED	GIVEN UP
1	15:00	12:41	2:19	Kickoff	DET 23	5	69	0	69	1	GB 8	Field Goal	1	12:41	11:12	1:29	Kickoff	GB 17	3	6	0	6	0	GB 23	Punt
2	11:12	06:35	4:37	Punt	DET 26	8	74	0	74	3	GB 1	Touchdown	2	06:35	03:30	3:05	Kickoff	GB 21	5	39	0	39	2	DET 43	Fumble
3	03:30	13:28	5:02	Fumble	DET 32	11	66	-2	64	4	GB 4	Field Goal	3	13:28	07:31	5:57	Kickoff	GB 40	14	70	-10	60	6	DET 5	Touchdown
4	07:31	04:34	2:57	Kickoff	DET 25	6	23	-5	18	1	DET 43	Punt	4	04:34	00:07	4:27	Punt	GB 6	13	85	-10	75	3	DET 19	Field Goal
5	00:07	00:00	0:07	Kickoff	DET 25	1	-1	0	-1	0	DET 25	End Half	5	15:00	12:35	2:25	Kickoff	GB 22	5	33	15	48	2	DET 30	Field Goal
6	12:35	09:59	2:36	Kickoff	DET 26	3	-3	-5	-8	0	DET 18	Punt	6	09:01	06:33	2:28	Kickoff	GB 10	3	6	0	6	0	GB 16	Punt
7	09:59	09:01	0:58	Fumble	GB 25	4	2	0	2	0	GB 23	Field Goal	7	03:27	02:29	0:58	Kickoff	GB 25	3	4	0	4	0	GB 29	Punt
8	06:33	03:27	3:06	Punt	DET 33	7	34	0	34	2	GB 33	Field Goal	8	00:24	13:09	2:15	Punt	GB 30	5	58	0	58	1	DET 12	Interception
9	02:29	00:24	2:05	Punt	DET 18	5	6	0	6	1	DET 24	Punt	9	12:17	09:03	3:14	Kickoff	GB 21	7	74	5	79	3	DET 35	Touchdown
10	13:09	12:17	0:52	Interception	GB 43	4	8	0	8	0	GB 35	Field Goal	10	06:46	00:00	6:46	Punt	GB 18	14	72	5	77	5	DET 5	Field Goal
11	09:03	06:46	2:17	Kickoff	DET 25	6	16	0	16	1	DET 41	Punt													

WEEK 7: LIONS 30, VIKINGS 42

OCTOBER 20, 2019

LIONS													VIKINGS												
#	RECD	LOST	POSS	OBTAINED	BEGAN	PLAYS	YDS	PEN	NET	1ST	ENDED	GIVEN UP	#	RECD	LOST	POSS	OBTAINED	BEGAN	PLAYS	YDS	PEN	NET	1ST	ENDED	GIVEN UP
1	15:00	12:37	2:23	Kickoff	DET 26	8	33	0	33	2	MIN 42	Punt	1	12:37	10:37	2:00	Punt	MIN 9	4	24	0	24	1	MIN 33	Punt
2	10:37	07:34	3:03	Punt	DET 23	7	46	31	77	4	MIN 16	Touchdown	2	07:34	05:14	2:20	Kickoff	MIN 27	5	73	0	73	3	DET 25	Touchdown
3	05:14	00:13	5:01	Kickoff	DET 25	9	70	5	75	5	MIN 3	Touchdown	3	00:13	12:39	2:34	Kickoff	MIN 39	8	54	7	61	6	DET 1	Touchdown
4	12:39	10:45	1:54	Kickoff	DET 27	3	16	-10	6	0	DET 33	Punt	4	10:45	03:26	7:19	Punt	MIN 3	15	97	0	97	7	DET 8	Touchdown
5	03:26	00:02	3:24	Kickoff	DET 25	11	73	2	75	5	MIN 10	Touchdown	5	00:02	00:00	0:02	Kickoff		0	0	0	0	0		End Half
6	09:02	07:27	1:35	Kickoff	DET 25	3	8	0	8	0	DET 33	Punt	6	15:00	09:02	5:58	Kickoff	MIN 25	12	75	0	75	6	DET 5	Touchdown
7	06:23	03:22	3:01	Punt	DET 12	7	60	0	60	2	MIN 28	Field Goal	7	07:27	06:23	1:04	Punt	MIN 21	3	3	0	3	0	MIN 24	Punt
8	12:52	08:52	4:00	Missed FG	DET 35	6	29	-5	24	1	MIN 41	Downs	8	03:22	12:52	5:30	Kickoff	MIN 26	11	47	0	47	3	DET 27	Missed FG
9	05:40	03:05	2:35	Kickoff	DET 25	10	75	0	75	6	MIN 2	Touchdown	9	08:52	05:40	3:12	Downs	MIN 41	6	59	0	59	3	DET 15	Touchdown
10	01:55	01:01	0:54	Kickoff	DET 25	4	23	0	23	1	DET 48	Interception	10	03:05	01:55	1:10	Kickoff	MIN 25	4	75	0	75	2	DET 4	Touchdown
													11	01:01	00:00	1:01	Interception	MIN 20	4	-3	15	12	1	MIN 33	End Game





2019 DRIVE CHARTS

WEEK 8: LIONS 31, GIANTS 26

OCTOBER 27, 2019

LIONS

#	RECD	LOST	POSS	OBTAINED	BEGAN	PLAYS	YDS	PEN	NET	1ST	ENDED	GIVEN UP
1	12:49	08:31	4:18	Punt	DET 13	8	47	0	47	3	NYG 40	Interception
2	05:32	02:31	3:01	Punt	DET 29	6	76	-5	71	2	NYG 49	Touchdown
3	12:27	08:09	4:18	Kickoff	DET 26	9	55	-15	40	2	NYG 35	Missed FG
4	04:39	00:20	4:19	Kickoff	DET 26	14	46	-5	41	3	NYG 34	Field Goal
5	15:00	09:51	5:09	Kickoff	DET 25	10	75	0	75	4	NYG 9	Touchdown
6	04:54	03:08	1:46	Kickoff	DET 26	3	7	0	7	0	DET 32	Punt
7	14:46	12:12	2:34	Punt	DET 20	5	80	0	80	3	NYG 41	Touchdown
8	06:25	05:02	1:23	Downs	DET 39	3	-1	0	-1	0	DET 24	Fumble
9	03:27	02:21	1:06	Downs	DET 14	3	-7	0	-7	0	DET 7	Punt
10	01:19	00:00	1:19	Kickoff	DET 49	2	-3	0	-3	0	DET 47	End Game

GIANTS

#	RECD	LOST	POSS	OBTAINED	BEGAN	PLAYS	YDS	PEN	NET	1ST	ENDED	GIVEN UP
1	15:00	12:49	2:11	Kickoff	NYG 19	4	18	0	18	1	NYG 37	Punt
2	08:31	07:12	1:19	Interception	NYG 15	3	-2	0	-2	1	NYG 29	Fumble
3	07:12	05:32	1:40	Kickoff	NYG 14	3	9	0	9	0	NYG 23	Punt
4	02:31	12:27	5:04	Kickoff	NYG 12	10	98	-10	88	5	DET 22	Touchdown
5	08:09	04:39	3:30	Missed FG	NYG 43	8	57	0	57	3	DET 28	Touchdown
6	00:20	00:00	0:20	Kickoff	NYG 34	2	-1	0	-1	0	NYG 34	End Half
7	09:51	04:54	4:57	Kickoff	NYG 22	10	63	15	78	5	DET 2	Touchdown
8	03:08	14:46	3:22	Punt	NYG 25	7	27	-5	22	2	NYG 47	Punt
9	12:12	06:25	5:47	Kickoff	NYG 9	11	52	0	52	3	DET 39	Downs
10	05:02	03:27	1:35	Fumble	DET 38	6	24	0	24	1	DET 14	Downs
11	02:21	01:19	1:02	Punt		4	25	25	50	3	DET 4	Touchdown





2019 SCORING DRIVES

LIONS 2019 REGULAR SEASON SCORING DRIVES

DATE	OPPONENT	ACQUIRED	DRIVE START	PLAYS	YARDS	Q/TIME	FIRST DOWNS	SCORING PLAY
09/08	at Arizona	Punt	DET 20	10	43	Q1:5:38	3	Q2: M. Prater: 55-yard FG
		Punt	DET 49	2	51	Q2:10:47	1	D. Amendola: 47-yard pass from M. Stafford
		Punt	DET 5	9	95	Q2:16:09	5	K. Golladay: 9-yard pass from M. Stafford
		Kickoff	DET 18	10	82	Q3:4:51	4	Q4: T. Hockenson: 23-yard pass from M. Stafford
		Kickoff	DET 25	8	60	OT:3:29	3	M. Prater: 33-yard FG
09/15	L.A. Chargers	Kickoff	DET 25	8	75	Q1:3:47	4	K. Johnson: 36-yard pass from M. Stafford
		Missed FG	DET 31	8	69	Q4:4:24	4	K. Golladay: 31-yard pass from M. Stafford
09/22	at Philadelphia	Kickoff	0	0	0	Q1:0:14	0	J. Agnew: 100-yard run
		Kickoff	DET 25	13	75	Q1:7:06	6	Q2: K. Johnson: 1-yard run
		Fumble	DET 49	5	44	Q2:1:21	1	M. Prater: 25-yard FG
		Fumble	PHI 22	4	7	Q2:0:54	0	M. Prater: 33-yard FG
		Kickoff	DET 25	9	75	Q3:4:22	4	Q4: M. Jones Jr.: 12-yard pass from M. Stafford
09/29	Kansas City	Kickoff	DET 25	10	68	Q1:5:38	3	M. Prater: 25-yard FG
		Missed FG	DET 26	7	74	Q1:12:34	4	T. Hockenson: 5-yard pass from M. Stafford
		Kickoff	DET 21	8	50	Q2:13:10	3	M. Prater: 48-yard FG
		Kickoff	DET 25	7	40	Q3:2:49	2	M. Prater: 53-yard FG
		Fumble	KC 45	8	45	Q3:13:40	4	K. Golladay: 9-yard pass from M. Stafford
		Punt	DET 21	9	79	Q4:4:16	4	K. Golladay: 6-yard pass from M. Stafford
10/14	at Green Bay	Kickoff	DET 23	5	69	Q1:2:19	1	M. Prater: 26-yard FG
		Punt	DET 26	8	74	Q1:4:37	3	K. Johnson: 1-yard run
		Fumble	DET 32	11	64	Q1:15:02	4	Q2: M. Prater: 22-yard FG
		Fumble	GB 25	4	2	Q3:0:58	0	M. Prater: 41-yard FG
		Punt	DET 33	7	34	Q3:13:06	2	M. Prater: 51-yard FG
		Interception	GB 43	4	8	Q4:0:52	0	M. Prater: 54-yard FG
10/20	Minnesota	Punt	DET 23	7	77	Q1:3:03	4	M. Jones Jr.: 16-yard pass from M. Stafford
		Kickoff	DET 25	9	75	Q1:15:01	5	M. Jones Jr.: 3-yard pass from M. Stafford
		Kickoff	DET 25	11	75	Q2:13:24	5	M. Jones Jr.: 10-yard pass from M. Stafford
		Punt	DET 12	7	60	Q3:13:01	2	M. Prater: 46-yard FG
		Kickoff	DET 25	10	75	Q4:12:35	6	M. Jones Jr.: 2-yard pass from M. Stafford
10/27	N.Y. Giants	Punt	DET 29	6	71	Q1:13:01	2	M. Hall: 49-yard pass from M. Stafford
		Kickoff	DET 25	14	41	Q2:4:19	3	M. Prater: 52-yard FG
		Kickoff	DET 25	10	75	Q3:15:09	4	K. Golladay: 9-yard pass from M. Stafford
		Punt	DET 20	5	80	Q4:12:34	3	K. Golladay: 41-yard pass from M. Stafford
11/03	at Oakland	--	--	--	--	--	--	--
11/10	at Chicago	--	--	--	--	--	--	--
11/17	Dallas	--	--	--	--	--	--	--
11/24	at Washington	--	--	--	--	--	--	--
11/28	Chicago	--	--	--	--	--	--	--
12/08	at Minnesota	--	--	--	--	--	--	--
12/15	Tampa Bay	--	--	--	--	--	--	--
12/22	at Denver	--	--	--	--	--	--	--
12/29	Green Bay	--	--	--	--	--	--	--
AVG				7.7	57.9	3:27.58	3.0	
TOTALS				253	1,912	114:10	99	





WEEK-BY-WEEK NFL RANKINGS

2019 REGULAR SEASON

		OFFENSE				DEFENSE			
DATE	OPPONENT	TOTAL	RUSH	PASS	*POINTS SCORED	TOTAL	RUSH	PASS	*POINTS SCORED
09/08	@ Arizona	5	14	8	T-13	19	17	19	T-17
09/15	L.A. Chargers	8	16	6	T-17	T-26	T-20	24	T-11
09/22	@ Philadelphia	12	18	11	T-15	23	22	22	12
09/29	Kansas City	8	10	10	10	29	23	26	20
10/14	@ Green Bay	13	16	9	13	29	27	28	18
10/20	Minnesota	8	18	6	13	31	28	30	26
10/27	N.Y. Giants	11	22	5	12	31	26	32	26

*Points per game





2019 TAKEAWAY/GIVEAWAY CHART

DATE	OPPONENT	DET +/- RATIO	DET TAKES	POINTS OFF TAKES	DET GIVES	POINTS OFF GIVES	POINTS OFF TO RATIO
09/08	at Arizona	-1	1 (0 FUM, 1 INT)	0	2 (2 FUM, 0 INT)	3	-3
09/15	L.A. Chargers	0	2 (1 FUM, 1 INT)	0	2 (0 FUM, 2 INT)	0	0
09/22	at Philadelphia	+2	2 (2 FUM, 0 INT)	6	0 (0 FUM, 0 INT)	0	+6
09/29	Kansas City	+1	3 (3 FUM, 0 INT)	7	2 (2 FUM, 0 INT)	7	0
10/14	at Green Bay	+3	3 (2 FUM, 1 INT)	9	0 (0 FUM, 0 INT)	0	+9
10/20	Minnesota	-1	0 (0 FUM, 0 INT)	0	1 (0 FUM, 1 INT)	0	0
10/27	N.Y. Giants	-1	1 (1 FUM, 0 INT)	7	2 (1 FUM, 1 INT)	0	+7
11/03	at Oakland	--	--	--	--	--	--
11/10	at Chicago	--	--	--	--	--	--
11/17	Dallas	--	--	--	--	--	--
11/24	at Washington	--	--	--	--	--	--
11/28	Chicago	--	--	--	--	--	--
12/08	at Minnesota	--	--	--	--	--	--
12/15	Tampa Bay	--	--	--	--	--	--
12/22	at Denver	--	--	--	--	--	--
12/29	Green Bay	--	--	--	--	--	--
	TOTALS	+3	12 (9 FUM, 3 INT)	29	9 (5 FUM, 4 INT)	10	+19





2019 100.0+ PASSER RATING

2019 REGULAR SEASON 100.0+ PASSER RATING

LIONS

PASSING GAMES

DATE	OPPONENT	PLAYER	ATT.	CMP.	YDS.	CMP %	YDS/ATT.	YDS/CMP.	TD	TD%	INT	INT%	LONG	SACK/LOST	RATING
9/8	at Cardinals	Matthew Stafford	45	27	385	60.00%	8.56	14.26	3	6.67%	0	0.00%	47t	3/24	110.00
9/29	vs. Chiefs	Matthew Stafford	34	21	291	61.76%	8.56	13.86	3	8.82%	0	0.00%	34	4/30	118.60
10/20	vs. Vikings	Matthew Stafford	45	30	364	66.67%	8.09	12.13	4	8.89%	1	2.22%	47	2/12	111.70
10/27	vs. Giants	Matthew Stafford	32	25	342	78.13%	10.69	13.68	3	9.38%	1	3.13%	49t	4/26	129.40

2019 OPPONENTS 100.0+ PASSER RATING

PASSING GAMES

DATE	OPPONENT	PLAYER	ATT.	CMP.	YDS.	CMP %	YDS/ATT.	YDS/CMP.	TD	TD%	INT	INT%	LONG	SACK/LOST	RATING
10/20	vs. Vikings	Kirk Cousins	34	24	338	70.59%	9.94	14.08	4	11.76%	0	0.00%	66	0/0	141.50
10/27	vs. Giants	Daniel Jones	41	28	322	68.29%	7.85	11.50	4	9.76%	0	0.00%	38	3/32	124.20

*Need minimum of 20 attempts to qualify





2019 BIG PASS PLAYS (20+ YARDS)

2019 REGULAR SEASON - BIG PASS PLAYS (20+ YARDS)											
DATE	OPPONENT	QTR	LIONS PLAYER	YDS.	DOWN	RESULT	QTR	OPP. PLAYER	YDS.	DOWN	RESULT
09/08	at Arizona	1	Matthew Stafford -> T.J. Hockenson	28	1-10-DET 27	Punt	4	Kyler Murray -> Larry Fitzgerald	41	3-14-ARI 22	Field Goal
		2	Matthew Stafford -> Danny Amendola	47T	2-6-ARI 47	Touchdown	4	Kyler Murray -> David Johnson	27T	1-10-DET 27	Touchdown
		2	Matthew Stafford -> T.J. Hockenson	39	1-10-DET 21	Touchdown	5	Kyler Murray -> Larry Fitzgerald	45	2-3-ARI 32	Field Goal
		3	Matthew Stafford -> T.J. Hockenson	24	2-4-DET 39	Touchdown					
		4	Matthew Stafford -> T.J. Hockenson	23T	3-14-ARI 23	Touchdown					
09/15	L.A. Chargers	5	Matthew Stafford -> Marvin Jones Jr.	21	1-10-DET 25	Field Goal					
		5	Matthew Stafford -> Marvin Jones Jr.	23	1-10-ARI 41	Field Goal					
		1	Matthew Stafford -> Kerryon Johnson	36T	2-10-LAC 36	Touchdown	1	Philip Rivers -> Austin Ekeler	35	2-8-LAC 34	Touchdown
		2	Matthew Stafford -> Marvin Jones Jr.	24	Punt	Punt	2	Philip Rivers -> Mike Williams	47	2-10-LAC 32	Field Goal
		3	Matthew Stafford -> Kenny Golladay	27	2-9-DET 42	Interception	3	Philip Rivers -> Austin Ekeler	25	1-15-LAC 15	Fumble
09/22	at Philadelphia	4	Matthew Stafford -> Kenny Golladay	31T	1-10-LAC 31	Touchdown	3	Philip Rivers -> Keenan Allen	23	2-16-DET 36	Fumble
							4	Philip Rivers -> Dontrelle Inman	28	1-10-LAC 40	Missed FG
		1	Matthew Stafford -> Marvin Jones Jr.	20	1-10-DET 36	Touchdown	1	Carson Wentz -> Miles Sanders	40	1-10-PHI 36	Field Goal
		3	Matthew Stafford -> Marvin Jones Jr.	27	3-4-DET 31	Touchdown	1	Carson Wentz -> Zach Ertz	23	1-10-PHI 25	Touchdown
		3	Matthew Stafford -> Danny Amendola	22	2-15-PHI 34	Touchdown	2	Carson Wentz -> Zach Ertz	23	1-10-PHI 15	Fumble
09/29	Kansas City						3	Carson Wentz -> Mack Hollins	20	3-8-DET 45	Touchdown
							3	Carson Wentz -> Nelson Agholor	20T	3-5-DET 20	Touchdown
							4	Carson Wentz -> Miles Sanders	33	2-8-PHI 22	Touchdown
		1	Matthew Stafford -> Kenny Golladay	33	2-5-DET 30	Field Goal	1	Patrick Mahomes -> Deon Yelder	24	1-10-KC 37	Missed FG
		1	Matthew Stafford -> Marvin Jones Jr.	33	3-9-KC 44	Touchdown	1	Patrick Mahomes -> Marcedes Lewis	30	1-10-DET 44	Field Goal
10/14	at Green Bay	3	Matthew Stafford -> Kerryon Johnson	22	1-10-DET 25	Field Goal	2	Patrick Mahomes -> Sammy Watkins	30	2-10-KC 44	Field Goal
		4	Matthew Stafford -> Marvin Hall	34	2-4-KC 43	Touchdown	4	Patrick Mahomes -> Travis Kelce:10 -> LeSean McCoy:23	33	2-12-DET 46	Touchdown
		4	Matthew Stafford -> Marvin Jones Jr.	25	1-10-DET 25	End Game					
		1	Matthew Stafford -> Kenny Golladay	66	1-10-DET 23	Field Goal	2	Aaron Rodgers -> Geronimo Allison	21	1-20-GB 30	Touchdown
		1	Matthew Stafford -> Marvin Hall	58	1-10-DET 26	Touchdown	3	Aaron Rodgers -> Marcedes Lewis	25	1-10-GB 37	Field Goal
10/20	Minnesota	2	Matthew Stafford -> Kerryon Johnson	20	2-10-GB 28	Field Goal	4	Aaron Rodgers -> Marquez Valdes-Scantling	46	2-1-GB 39	Interception
		2	Matthew Stafford -> Kerryon Johnson	22	3-6-DET 29	Punt	4	Aaron Rodgers -> Marcedes Lewis	25	2-1-GB 30	Touchdown
							4	Aaron Rodgers -> Allen Lazard	35T	3-5-DET 35	Touchdown
		1	Matthew Stafford -> J.D. McKissic	22	3-7-DET 39	Punt	1	Kirk Cousins -> Irv Smith Jr.	28	2-8-MIN 44	Touchdown
		1	Matthew Stafford -> Danny Amendola	36	1-10-DET 37	Touchdown	1	Kirk Cousins -> Adam Thielen	25T	2-7-DET 25	Touchdown
10/27	N.Y. Giants	2	Matthew Stafford -> Kenny Golladay	21	2-7-MIN 35	Touchdown	2	Kirk Cousins -> Stefon Diggs	27	3-10-MIN 39	Touchdown
		3	Matthew Stafford -> Marvin Hall	47	1-10-DET 23	Field Goal	4	Kirk Cousins -> Stefon Diggs	66	2-5-MIN 30	Touchdown
		4	Matthew Stafford -> Marvin Jones Jr.	24	3-10-MIN 30	Touchdown					
		1	Matthew Stafford -> Danny Amendola	25	3-8-DET 31	Touchdown	2	Daniel Jones -> Darius Slayton	22T	1-10-DET 22	Touchdown
		1	Matthew Stafford -> Marvin Hall	49T	3-15-NYG 49	Touchdown	2	Daniel Jones -> Darius Slayton	26T	3-7-DET 28	Touchdown
11/03	at Oakland	2	Matthew Stafford -> T.J. Hockenson	21	2-9-DET 26	Missed FG	3	Daniel Jones -> Saquon Barkley	38	2-8-NYG 24	Touchdown
		3	Matthew Stafford -> Kenny Golladay	25	3-8-DET 44	Touchdown	4	Daniel Jones -> Wayne Gallman Jr.	20	3-26-NYG 41	Downs
		4	Matthew Stafford -> Kenny Golladay	41T	1-10-NYG 41	Touchdown					
11/10	at Chicago	--	--	--	--	--	--	--	--	--	--
11/17	Dallas	--	--	--	--	--	--	--	--	--	--
11/24	at Washington	--	--	--	--	--	--	--	--	--	--
11/28	Chicago	--	--	--	--	--	--	--	--	--	--
12/08	at Minnesota	--	--	--	--	--	--	--	--	--	--
12/15	Tampa Bay	--	--	--	--	--	--	--	--	--	--
12/22	at Denver	--	--	--	--	--	--	--	--	--	--
12/29	Green Bay	--	--	--	--	--	--	--	--	--	--
TOTALS			33 - 1,016 (30.8), 6 TDs				31 - 953 (30.7), 6 TDs				





2019 BIG RUN PLAYS (10+ YARDS)

2019 REGULAR SEASON - BIG RUN PLAYS (10+ YARDS)

DATE	OPPONENT	QTR	LIONS PLAYER	YDS.	DOWN	RESULT	QTR	OPP. PLAYER	YDS.	DOWN	RESULT
09/08	at Arizona	2	Matthew Stafford	12	1-10-ARI 40	Touchdown	3	David Johnson	18	1-10-ARI 34	Field Goal
							4	Christian Kirk	12	3-2-DET 29	Field Goal
							4	David Johnson	10	3-1-DET 29	Touchdown
09/15	L.A. Chargers	2	Ty Johnson	17	1-10-DET 14	Missed FG	2	Austin Ekeler	12	1-10-LAC 12	Punt
							3	Justin Jackson	40	1-10-LAC 40	Fumble
							4	Philip Rivers	12	3-10-LAC 20	Interception
							4	Justin Jackson	13	2-10-LAC 32	Interception
09/22	at Philadelphia	1	Kerryon Johnson	11	2-5-PHI 29	Touchdown	1	Jordan Howard	11	1-10-PHI 48	Touchdown
		2	J.D. McKissic	44	1-10-DET 49	Field Goal	1	Carson Wentz	19	3-6-DET 20	Touchdown
							4	Miles Sanders	14	2-5-DET 40	Touchdown
09/29	Kansas City	2	Kerryon Johnson	14	1-10-DET 21	Field Goal	1	Patrick Mahomes	25	3-6-KC 18	Field Goal
		3	Kerryon Johnson	11	2-5-KC 31	Fumble	2	LeSean McCoy	39	1-10-KC 30	Touchdown
		3	Kerryon Johnson	13	1-10-KC 20	Fumble	4	Patrick Mahomes	15	4-8-KC 34	Touchdown
		3	J.D. McKissic	26	2-10-KC 28	Fumble					
		3	Kerryon Johnson	12	1-10-KC 45	Touchdown					
		3	Matthew Stafford	11	2-9-KC 32	Touchdown					
10/14	at Green Bay	1	Matthew Stafford	10	2-9-DET 33	Field Goal	2	Jamaal Williams	10	2-10-DET 28	Touchdown
							2	Jamaal Williams	45	2-3-GB 45	Field Goal
							4	Aaron Rodgers	12	2-8-GB 37	Field Goal
10/20	Minnesota	2	J.D. McKissic	14	3-1-DET 34	Touchdown	1	Dalvin Cook	15	1-10-MIN 27	Touchdown
							2	Dalvin Cook	10	1-10-DET 34	Touchdown
							2	Dalvin Cook	14	1-10-DET 24	Touchdown
							3	Dalvin Cook	12	2-7-DET 25	Touchdown
10/27	N.Y. Giants	1	Tra Carson	12	2-4-DET 30	Interception	4	Saquon Barkley	13	2-1-NYG 18	Downs
		4	Ty Johnson	14	2-4-DET 26	Touchdown					
11/03	at Oakland	--	--	--	--	--	--	--	--	--	--
11/10	at Chicago	--	--	--	--	--	--	--	--	--	--
11/17	Dallas	--	--	--	--	--	--	--	--	--	--
11/24	at Washington	--	--	--	--	--	--	--	--	--	--
11/28	Chicago	--	--	--	--	--	--	--	--	--	--
12/08	at Minnesota	--	--	--	--	--	--	--	--	--	--
12/15	Tampa Bay	--	--	--	--	--	--	--	--	--	--
12/22	at Denver	--	--	--	--	--	--	--	--	--	--
12/29	Green Bay	--	--	--	--	--	--	--	--	--	--
TOTALS		14 - 221 (15.8), 0 TDS					22 - 394 (17.9), 0 TDS				





2019 BIG YARDAGE GAMES

2019 REGULAR SEASON BIG YARDAGE GAMES

100-YARD PASS RECEIVERS

DATE	OPPONENT	PLAYER	REC.	YDS.	AVG.	LG	TD
9/8	at Cardinals	Danny Amendola	7	104	14.9	47T	1
9/8	at Cardinals	T.J. Hockenson	6	131	21.8	39	1
9/15	vs. Chargers	Kenny Golladay	8	117	14.6	31T	1
9/22	at Eagles	Marvin Jones Jr.	6	101	16.8	27	1
10/14	at Packers	Kenny Golladay	5	121	24.2	66	0
10/20	vs. Vikings	Danny Amendola	8	105	13.1	36	0
10/27	vs. Giants	Kenny Golladay	6	123	20.5	41T	2

100-YARD RUSHERS

DATE	OPPONENT	PLAYER	ATT.	YDS.	AVG.	LG	TD
9/29	vs. Chiefs	Kerryon Johnson	26	125	4.8	14	0

300-YARD PASSERS

DATE	OPPONENT	PLAYER	REC.	YDS.	COMP.	LG	TD
9/8	at Cardinals	Matthew Stafford	45	385	27	47T	3
10/20	vs. Vikings	Matthew Stafford	45	364	30	47	4
10/27	vs. Giants	Matthew Stafford	32	342	25	49T	3

2019 OPPONENTS BIG YARDAGE GAMES

100-YARD PASS RECEIVERS

DATE	OPPONENT	PLAYER	REC.	YDS.	AVG.	LG	TD
9/8	at Cardinals	Larry Fitzgerald	8	113	14.1	45	1
10/20	vs. Vikings	Stefon Diggs	7	143	20.4	66	0

100-YARD RUSHERS

DATE	OPPONENT	PLAYER	ATT.	YDS.	AVG.	LG	TD
10/14	at Packers	Jamaal Williams	14	104	7.4	45	0
10/20	vs. Vikings	Dalvin Cook	25	142	5.7	23	2

300-YARD PASSERS

DATE	OPPONENT	PLAYER	REC.	YDS.	COMP.	LG	TD
9/8	at Cardinals	Kyler Murray	54	308	29	45	2
9/29	vs. Chiefs	Patrick Mahomes	42	315	24	33	0
10/20	vs. Vikings	Kirk Cousins	34	338	24	66	4
10/27	vs. Giants	Daniel Jones	41	322	28	38	4





2019 TURNOVER CHART

2019 REGULAR SEASON - DEFENSIVE TAKEAWAYS

DATE	OPPONENT	TAKEAWAY	QTR.	YD-LINE	RESULT
9/8	at Arizona	T. Walker INT (K. Murray)	1	ARZ-24	Fumble
9/15	L.A. Chargers	D. Kennard FR (J. Tavai FF) D. Slay INT (P. Rivers: touchback)	3	DET-3	Punt EOG
9/22	at Philadelphia	A. Robinson FR (J. Davis FF) D. Slay FR (N. Agholor fumble)	2	DET-49 DET-40	FG FG
9/29	Kansas City	A. Robinson FR (T. Flowers FF) J. Coleman FR (J. Coleman FF)	3	KC-31 KC-45	Fumble TD
10/14	at Green Bay	C. Jones FR (A. Robinson FF) J. Coleman INT (A. Rodgers)	4	DET-32 DET-2	FG FG
10/20	Minnesota	None			
10/27	N.Y. Giants	D. Kennard FR (J. Davis FF)	1	NYG-13	TD
11/03	at Oakland	--	--	--	--
11/10	at Chicago	--	--	--	--
11/17	Dallas	--	--	--	--
11/24	at Washington	--	--	--	--
11/28	Chicago	--	--	--	--
12/08	at Minnesota	--	--	--	--
12/15	Tampa Bay	--	--	--	--
12/22	at Denver	--	--	--	--
12/29	Green Bay	--	--	--	--

2019 REGULAR SEASON - OFFENSIVE GIVEAWAYS

DATE	OPPONENT	GIVEAWAY	QTR.	YD-LINE	RESULT
9/8	at Arizona	M. Stafford fumble (C. Jones FF; C. Jones FR)	1	ARZ-24	Punt
9/15	L.A. Chargers	M. Stafford INT (C. Hayward Jr.: touchback) M. Stafford INT (R. Jenkins)	3	LAC-5 LAC-15	Fumble Missed FG
9/22	at Philadelphia	None			
9/29	Kansas City	M. Stafford fumble (D. Nnadi FF; C. Jones FR) K. Johnson fumble (X. Williams FF; B. Breeland FR)	3	KC-8 KC-0	Fumble TD
10/14	at Green Bay	None			
10/20	Minnesota	M. Stafford INT (T. Waynes)	4	MIN-20	EOG
10/27	N.Y. Giants	M. Stafford INT (J. Jenkins) K. Golladay fumble (J. Peppers FF; A. Bethea FR)	4	NYG-5 DET-38	Fumble Downs
11/03	at Oakland	--	--	--	--
11/10	at Chicago	--	--	--	--
11/17	Dallas	--	--	--	--
11/24	at Washington	--	--	--	--
11/28	Chicago	--	--	--	--
12/08	at Minnesota	--	--	--	--
12/15	Tampa Bay	--	--	--	--
12/22	at Denver	--	--	--	--
12/29	Green Bay	--	--	--	--

2019 REGULAR SEASON - SPECIAL TEAMS/MISC TAKEAWAYS

DATE	OPPONENT	TAKEAWAY	QTR.	YD-LINE	RESULT
9/29	Kansas City	J. Reeves-Maybin FR (J. Agnew FF)	3	KC-36	Fumble
10/14	at Green Bay	T. Wilson FR (D. Virgin FF)	3	GB-25	FG

2019 REGULAR SEASON - SPECIAL TEAMS/MISC GIVEAWAYS

DATE	OPPONENT	GIVEAWAY	QTR.	YD-LINE	RESULT
9/8	at Arizona	J. Agnew; T. Sherfield FR	2	DET-8	FG

2019 REGULAR SEASON - TURNOVERS

Offense:	8 Giveaways 7 Points (1 TD, 0 FG)	Ratio +3 (12 takes, 9 gives)
Defense:	10 Takeaways 26 Points (2 TD, 4 FG)	
Special Teams:	1 Giveaway 3 Points (0 TD, 1 FG) 2 Takeaways 3 Points (0 TD, 1 FG)	Points Off Turnovers Ratio +19 (29 scored, 10 allowed)





2019 GOAL TO GO/INSIDE THE 20

2019 REGULAR SEASON

DATE	OPPONENT	INSIDE THE 20		GOAL TO GO SITUATIONS	
		OFFENSE	DEFENSE	OFFENSE	DEFENSE
09/08	at Arizona	TD - Pass TD - Pass FG - 33 yards	FG - 20 yards FG - 34 yards TD - Pass FG - 28 yards	NONE	FG - 20 yards TD - Pass FG - 28 yards
09/15	L.A. Chargers	NONE	TD - Run Fumble Interception	NONE	TD - Run Fumble
09/22	at Philadelphia	TD - Run FG - 25 yards FG - 33 yards TD - Pass	FG - 25 yards TD - Run TD - Pass TD - Pass	TD - Run FG - 25 yards	TD - Run TD - Pass
09/29	Kansas City	FG - 25 yards TD - Pass Fumble Fumble TD - Pass TD - Pass	Missed FG FG - 23 yards TD - Run TD - Run TD - Run	FG - 25 yards Fumble Fumble TD - Pass TD - Pass	FG - 23 yards TD - Run TD - Run TD - Run
10/14	at Green Bay	FG - 26 yards TD - Run FG - 22 yards	TD - Pass FG - 37 yards Interception FG - 23 yards	TD - Run FG - 22 yards	TD - Pass FG - 37 yards
10/20	Minnesota	TD - Pass TD - Pass TD - Pass TD - Pass	TD - Pass TD - Run TD - Pass TD - Pass TD - Run	TD - Pass TD - Pass	TD - Pass TD - Run TD - Pass TD - Run
10/27	N.Y. Giants	TD - Pass	TD - Pass Downs TD - Pass	NONE	TD - Pass
11/03	at Oakland	--	--	--	--
11/10	at Chicago	--	--	--	--
11/17	Dallas	--	--	--	--
11/24	at Washington	--	--	--	--
11/28	Chicago	--	--	--	--
12/08	at Minnesota	--	--	--	--
12/15	Tampa Bay	--	--	--	--
12/22	at Denver	--	--	--	--
12/29	Green Bay	--	--	--	--

	OFFENSE	DEFENSE		OFFENSE	DEFENSE
Inside the 20	21	28	Goal-To-Go Situations	11	18
Scores	19	23	Scores	9	17
Touchdowns	13	16	Touchdowns	6	13
Field Goals	6	7	Field Goals	3	4
Total Points in 20	108	133	Total Points	50	104
Fumbles	2	1	Fumbles	2	1
Interceptions	0	2	Interceptions	0	0
Missed Field Goals	0	1	Missed Field Goals (G2G)	0	0
Lost on Downs	0	1	Lost on Downs	0	0
End of Half/Game	0	0	End of Half/Game	0	0
TDs Outside	6	5			





2019 SACKS

LIONS SACKS

PLAYERS	TIMES	WHERE/WHEN
Trey Flowers	3.0	1.0 at Philadelphia - (9/22); 2.0 N.Y. Giants - (10/27)
Devon Kennard	3.0	3.0 at Arizona - (9/8)
Damon Harrison Sr.	2.0	1.0 at Philadelphia - (9/22); 1.0 at Green Bay - (10/14)
Christian Jones	2.0	1.0 at Arizona - (9/8); 1.0 at Philadelphia - (9/22)
Jarrad Davis	1.0	1.0 N.Y. Giants - (10/27)
Jahlani Tavai	1.0	1.0 at Arizona - (9/8)
Romeo Okwara	0.5	0.5 L.A. Chargers - (9/15)
A'Shawn Robinson	0.5	0.5 L.A. Chargers - (9/15)
2019 TOTALS:	13.0	



THE LAST TIME

RUSHING

100-149 Yds

Lions K. Johnson, 125 vs. KC 9/29/19
Opp..... D. Cook, 142 vs. Min 10/20/19

150-199 Yds

Lions K. Johnson, 158 at Mia 10/21/18
Opp..... E. Elliott, 152 at Dal 9/30/18

200+ Yds

Lions B. Sanders, 216 vs. Ind 11/23/97
Opp..... L. McCoy, 217 at Phi 12/8/13

Two 100+-yd rushers

Lions B. Sims, 153 and D. Bussey, 111 at LaRm 9/7/80
Opp..... R. Grant, 106 and D. Wynn, 106 at GB 12/28/08

Run of 50-74 Yds

Lions K. Johnson, 71 at Mia 10/21/18
Opp..... D. Cook, 70 at Min 11/4/18

Run of 75+ Yds

Lions J. Best, 88t vs. Chi 10/10/11
Opp..... A. Peterson, 75 vs. Min 10/25/15

Three Rushing TDs

Lions M. Leshoure, at Jax 11/4/12
Opp..... B. Wells, at Ari 12/16/12

Four Rushing TDs

Lions B. Sanders, at Min 11/24/91
Opp..... Has Never Happened

30-39 Attempts

Lions K. Jones, 33 at GB 12/12/04
Opp..... C. Benson, 36 at Cin 12/6/09

40+ Attempts

Lions B. Sanders, 40 at Dal 9/19/94 (OT)
Opp..... Has Never Happened

200-299 Yds Team Rushing

Lions 248, at Mia 10/21/18
Opp..... 222, at Chi 11/19/17

300+ Yds Team Rushing

Lions 330, at LaRm 9/7/80
Opp..... 308, at Bal 12/13/09

40+ Team Rushing Attempts

Lions 43, vs. GB 11/28/13
Opp..... 42, vs. Sea 10/28/18

100+ Yds in One Quarter

Lions J. Best, 100 at Chi 10/10/11
Opp..... L. McCoy, 148 at Phi 12/8/13

100+ Yds in One Half

Lions K. Johnson, 106 at Mia 10/21/18
Opp..... T. Gurley, 127 at Stl 12/13/15

Back-to-Back 100+-yd games

Lions B. Sanders, 140 at Phi 11/8/98 and 114 vs. Chi 11/15/98
Opp..... J. Williams, 104 at GB 10/14/19 and D. Cook, 142 vs. Min 10/20/19

Back-to-Back 150+-yd games

Lions K. Jones, 196 vs. Ari 12/5/04 and 156 at GB 12/12/04
Opp..... F. Taylor, 183 at Jax 12/6/98 and G. Hearst, 198 at SF 12/14/98

Three-straight 100+-yd games

Lions B. Sanders, 107 at Ari 11/1/98, 140 at Phi 11/8/98 and 114 vs. Chi 11/15/98
Opp..... M. Forte, 116 vs. Chi 10/10/11, F. Gore, 121 vs. SF 10/16/11 and M. Turner, 122 vs. Atl 10/23/11

Four-straight 100+-yd games

Lions B. Sanders, 127 vs. Min 10/25/98, 107 at Ari 11/1/98, 140 at Phi 11/8/98 and 114 vs. Chi 11/15/98
Opp..... F. Taylor, 183 at Jax 12/6/98, G. Hearst, 198 at SF 12/14/98, J. Anderson, 147 vs. Atl 12/12/98 and P. Holmes, 132 at Bal 12/27/98

RECEIVING

100-149 Yds

Lions K. Golladay, 123 vs. NYG 10/27/19
Opp..... S. Diggs, 142 vs. Min 10/20/19

150-199 Yds

Lions G. Tate, 165 vs. LAR 10/16/16
Opp..... D. Moore, 157 vs. Car 11/18/18

200-299 Yds

Lions M. Jones Jr., 205 at GB 9/25/16
Opp..... S. Rice, 201 at Min 11/15/09

300+ Yds

Lions C. Johnson, 329 vs. Dal 10/27/13
Opp..... J. Benton, 303 vs. Cle 11/22/45

Two 100+-yd receivers

Lions T.J. Hockenson, 131 and D. Amendola, 104 at Ari 9/8/19
Opp..... A. Robinson II, 133 and A. Miller, 122 at Chi 11/11/18

Three 100+-yd receivers

Lions B. Perriman, 153; H. Moore, 127 and J. Morton, 102 vs. Min 11/23/95
Opp..... A. Monk, 168; R. Sanders, 132 and G. Clark, 132 vs. Was 11/4/1990 (OT)

100+ Yds in One Quarter

Lions G. Tate, 100 vs NO 10/19/14
Opp..... A. Brown, 105 at Pit 11/17/13

100+ Yds in One Half

Lions K. Golladay, 107 vs. NYG 10/27/19
Opp..... D. Moore, 100 vs Car 11/18/18

Back-to-Back 100+-yd games

Lions M. Jones Jr., 128 vs. Pit 10/29/17 and 107 at GB 11/6/17
Opp..... R. Foster, 108 at Buf 12/16/18 and K. Rudolph, 122 vs. Min 12/23/18

Back-to-Back 150+-yd games

Lions G. Tate, 154 vs. NO 10/19/14 and 151 at Atl 10/26/14
Opp..... S. Largent, 261 vs. Sea 10/18/87 and W. Stanley, 150 vs. GB 10/25/87

Three-straight 100+-yd games

Lions..... G. Tate, 154 vs NO 10/19/14, 151 at Atl 10/26/14 and 109 vs. Mia 11/9/14
Opp..... A. Jeffery, 114 at Chi 11/10/13; A. Brown, 147 at Pit 11/17/13 and T. Underwood, 108 vs. TB 11/24/13



Four-Straight 100+yd games

Lions C. Johnson, 171 vs. Ind 12/2/12, 118 at GB 12/9/12, 121 at Ari 12/16/12 and 225 vs. Atl 12/22/12
Opp A. Jeffery, 107 vs. Chi 9/29/13; J. Jones, 127 at GB 10/6/13; J. Gordon, 126 at Cle 10/13/13 and A. Green, 155 vs. Cin 10/20/13

50-74 yd Reception

Lions K. Golladay, 66 at GB 10/14/19
Opp S. Diggs, 66 vs. Min 10/20/19

75+ yd Reception

Lions C. Johnson, 79t at Pit 11/17/13
Opp D. Moore, 82 vs. Car 11/18/18

10+ Receptions

Lions M. Jones Jr., 10 vs. Min 10/20/19
Opp D. Baldwin, 11 at Sea 1/7/17

Three TD Receptions

Lions C. Johnson, vs. Phi 11/26/15
Opp J. Nelson, at GB 1/1/12

Four TD Receptions

Lions M. Jones Jr., vs. Min 10/20/19
Opp P. Warfield, at Mia 12/15/73

PASSING**40-49 Attempts**

Lions M. Stafford, 45 vs. Min 10/20/19
Opp D. Jones, 41 vs. NYG 10/27/19

50-59 Attempts

Lions M. Stafford, 53 at SF 9/16/18
Opp K. Murray, 54 at Ari 9/8/19

60+ Attempts

Lions M. Stafford, 61 vs. Hou 11/22/12
Opp A. Rodgers, 61 at GB 11/15/15

30-39 Completions

Lions M. Stafford, 30 vs. Min 10/20/19
Opp A. Rodgers, 32 vs. GB 10/7/18

40+ Completions

Lions Has Never Happened
Opp Has Never Happened

300-399 Yds

Lions M. Stafford, 342 vs. NYG 10/27/19
Opp D. Jones, 322 vs. NYG 10/27/19

Back-to-back 300+yd games

Lions M. Stafford, 364 vs. Min 10/20/19 and 342 vs. NYG 10/27/19
Opp K. Cousins, 338 vs. MIN 10/20/19 and D. Jones, 322 vs. NYG 10/27/19

400-499 Yds

Lions M. Stafford, 423 vs. Pit 10/29/17
Opp A. Rodgers, 442 vs. GB 10/7/18

500+ Yds

Lions M. Stafford, 520 at GB 1/1/12
Opp Has Never Happened

Three TD Passes

Lions M. Stafford, vs. NYG 10/27/19
Opp D. Jones, vs. NYG 10/27/19

Four TD Passes

Lions M. Stafford, vs. Min 10/20/19
Opp D. Jones, vs. NYG 10/27/19

Five+ TD Passes

Lions M. Stafford, 5 vs. Phi 11/26/15
Opp M. Flynn, 6 at GB 1/1/12

Five Interceptions

Lions M. Stafford, at Sea 11/8/09
Opp T. Kramer, vs. Min 9/28/80

Six Interceptions

Lions B. Layne, at Cle 12/26/54 (NFL Championship)
Opp J. Zorn, at Sea 10/24/76

Seven+ Interceptions

Lions T. Detmer, 7 at Cle 9/23/01
Opp Never Happened

TD off a Halfback Pass

Lions J. Jones to G. Danielson, 22t vs. Phi 11/4/84
Opp D. Bryant to J. Witten, 10t at Dal 12/26/16

TD off Flea Flicker

Lions M. Stafford to K. Golladay (handoff to J.D. McKissic), 41 vs. NYG 10/27/19
Opp Has Never Happened

COMBINED YARDS AND TOUCHDOWNS**100+yd Rusher, 100+yd Receiver**

Lions R. Bush 117 (rush), C. Johnson 101 (rec) vs. GB 11/28/13
Opp D. Cook 142 (rush), S. Diggs 142 (rec) vs. Min 10/20/19

Single 100+yd Rusher, 100+yd Receiver

Lions B. Sims, 119 (rush) and 103 (rec) at LAR 9/19/82
Opp B. Westbrook, 110 (rush) and 111 (rec) at Phi 9/23/07

Led Team in Both Rushing and Receiving Yards

Lions T. Riddick, 13 (rush) and 70 (rec) vs. Jax 11/20/16
Opp M. Sanders, 53 (rush) and 73 (rec) at Phi 9/22/19

300+yard Passer, 100+yd Rusher, 100+yd Receiver

Lions M. Stafford 330 (pass), R. Bush 117 (rush), C. Johnson 101 (rec) vs. GB 11/28/13
Opp K. Cousins 337 (pass), D. Cook 142 (rush), S. Diggs 142 (rec) vs. Min 10/20/19

3+ Total Touchdowns

Lions M. Stafford (3 pass), vs. NYG 10/27/19
Opp D. Jones (4 pass), vs. NYG 10/27/19

DEFENSE**Shutout**

Lions at GB 12/30/18
Opp at GB 10/18/09

Safety

Lions D. Taylor tackle in the end zone, vs. Ten 11/22/15
Opp M. Stafford intentional grounding in the end zone, at GB 12/28/14

Fumble Recovered In End Zone for TD

Lions S. Tulloch, vs. Min 12/11/11 (Vikings QB C. Ponder fumble)
Opp K. Vaccaro, at Min 10/15/17 (Lions QB M. Stafford fumble)



Fumble Return TD

Lions D. Kennard, 13 vs. NYG 10/27/19
Opp..... B. Breeland, 100 vs. KC 9/29/19

Interception Return TD

Lions D. Slay, 67 at Ari 12/9/18
Opp..... E. Jackson, 41 vs. Chi 11/26/18

70+ yd Interception Return

Lions J. Thedigbo, 70 vs Mia 11/9/14
Opp..... J. Bethel, 82 vs. Ari 9/10/17

Two Interceptions

Lions D. Slay, vs. Chi 12/16/17
Opp..... R. Johnson, vs. Ari 10/11/15

Three Interceptions

Lions K. Shultz, at Chi 9/24/00
Opp..... B. Williams, at Min 11/23/03

Four Interceptions

Lions D. Doll, vs. ChiC 10/23/49
Opp..... B. Dillon, vs. GB 11/26/53

Three Sacks

Lions D. Kennard, 3.0 at Ari 9/8/19
Opp..... D. Hunter, 3.5 at Min 11/4/18

Four Sacks

Lions K. Ferguson, 4.0 at Phi 11/16/86
Opp..... K. Williams, 4.0 at Min 10/12/08

Five+ Sacks

Lions W. Gay, 5.5 at TB 9/4/83
Opp..... Has Never Happened

Five+ Sacks by Team

Lions 5, at Ari 9/8/19
Opp..... 6, at Chi 11/11/18

Less than 25 rushing yards

Lions 14, vs. Jax 11/20/16
Opp..... 13, at Chi 11/27/14

Less than 50 rushing yards

Lions 34, vs Sea 10/28/18
Opp..... 46, at GB 12/30/18

Less than 50 net passing yards

Lions 35, at GB 12/12/04
Opp..... 43, at Min 12/14/97

Less than 100 net passing yards

Lions 96, at Ari 12/9/18
Opp..... 97, at Ari 12/16/12

Less than 150 yards net offense

Lions 149, at GB 10/18/09
Opp..... 126, vs. GB 11/28/13

Forced four turnovers

Lions at GB 12/31/17
Opp..... vs. Dal 10/27/13

Forced five+ turnovers

Lions 6, vs. Min 12/11/11
Opp..... 5, vs. NYJ 9/10/18

SPECIAL TEAMS**Four Field Goals**

Lions M. Prater, at Mia 10/21/18
Opp..... Z. Gonzalez, at Ari 9/8/19

Five Field Goals

Lions M. Prater, at GB 10/14/19
Opp..... M. Walsh, vs. Min 10/25/15

Six Field Goals

Lions J. Hanson, vs. Min 10/17/99
Opp..... J. Tucker, vs. Bal 12/16/13

50-59 yd Field Goal

Lions M. Prater, 52 vs. NYG 10/27/19
Opp..... R. Bullock, 51 at Cin 12/24/17

60+ Yd Field Goal

Lions Has Never Happened
Opp..... J. Tucker, 61 vs. Bal 12/16/13

Kicked Game-Winning FG (4th quarter/OT)

Lions M. Prater, 46 Yds at TB 12/10/17
Opp..... M. Crosby, 23 Yds at GB 10/14/19

Blocked Field Goal

Lions J. Ledbetter (K. Forbath kick), vs. Min 11/23/17
Opp..... M. Jenkins (M. Prater kick), at Phi 9/22/19

Blocked FG Return TD

Lions S. Rogers block (P. Edinger kick), B. Walker 92t at Chi 9/12/04
Opp..... H. Ford block (J. Hanson kick), D. Mitchell 69t vs. Ten 10/21/01

TD off Fake FG

Lions M. Prater to L. Toilolo, 8t at GB 12/30/18
Opp..... J. Brown to D. Fells, 36t vs. StL 11/1/09

Missed PAT (not blocked)

Lions M. Prater, vs. LAC 9/15/19
Opp..... A. Rosas, vs. NYG 10/27/19

Blocked PAT

Lions A. Robinson (K. Forbath kick), vs. Min 11/23/17
Opp..... S. Marks (M. Prater kick), vs. Jax 11/20/16

Punted 10+ times

Lions N. Harris, 10 vs. Was 11/7/04
Opp..... F. Filipovic, 10 vs. Dal 11/3/02

15+ Punts Combined

Lions S. Martin, 8-314 (39.3)at Ari 9/8/19
Opp..... A. Lee, 8-380 (47.5) at Ari 9/8/19

60-69 yd Punt

Lions S. Martin, 62 vs Min. 10/20/19
Opp..... M. Dickson, 60 vs. Sea 10/28/17

70+ yd Punt

Lions S. Martin, 71 vs. TB 12/7/14
Opp..... J. Ryan, 70 at Sea 10/5/15

Zero Punts

Lions at GB 11/6/17
Opp..... vs. GB 10/7/18



Blocked Punt

Lions B. Copeland (B. Wing punt), at NYG 12/18/16
Opp D. Gorrer (S. Martin punt), vs. TB 11/24/13

Blocked Punt Return TD

Lions B. Blades (P. McJulien punt), 7t vs. GB 11/1/92
Opp T. Jacobs block (N. Harris punt), W. Harris 13t vs. Was 11/7/04

Successful Fake Punt

Lions Direct snap to T. Wilson for 7 yards at Min 11/4/18
Opp M. Dickson rush for 9 yards vs. Sea 10/28/18

Failed Fake Punt

Lions S. Martin pass to I. Abdul-Quddus vs. Mia 11/9/14
Opp M. Dodge fumbles at NYG 10/17/10

Punt Return TD

Lions J. Agnew, 74t at NO 10/15/17
Opp A. Roberts, 78 vs NYJ 9/10/18

Punt Return 50-69 Yds

Lions J. Ross, 50 vs. NYG 12/22/13
Opp M. Hyde, 55 at GB 12/28/14

Punt Return 70-89 Yds

Lions J. Agnew, 74t at NO 10/15/17
Opp A. Roberts, 78t vs NYJ 9/10/18

Punt Return 90+ Yds

Lions D. Howard, 95t at NO 9/3/00
Opp B. McCann, 97t at Dal 11/21/10

Kickoff Return TD

Lions J. Agnew, 100t at Phi 9/22/19
Opp P. Harvin, 105t vs. Min 9/30/12

Kickoff Return 50-69 Yds

Lions S. Logan, 60 vs. Chi 12/5/10
Opp K. Davis, 50 at KC 11/1/15

Kickoff Return 70-89 Yds

Lions A. Brown, 87 at NO 9/13/09
Opp D. Amendola, 81 at NE 11/23/14

Kickoff Return 90+ Yds

Lions J. Agnew, 100 at Phi 9/22/19
Opp D. Reed, 90 at SF 9/16/18

Kickoff Return TD to Start a Game

Lions J. Agnew, 100t at Phi 9/22/19
Opp P. Harvin, 105t vs. Min 9/30/12

Two Total Return TDs

Lions J. Ross (1 PR, 1 KR), at Phi 12/8/13
Opp Has Never Happened

Successful Inside Kick

Lions S. Martin kick recovered by N. Bellore, at Chi 11/11/18
Opp M. Crosby kick recovered by J. Whitehead, vs. GB 12/31/17

Failed Inside Kick Attempt

Lions S. Martin kick recovered by B. Countess vs. LAR 12/2/18
Opp A. Rosas kick out of bounds vs. NYG 10/27/19

TEAM

Won Game by 20+ Points

Lions 31-0, at GB 12/30/18
Opp 48-17, vs. NYJ 9/10/18

Won Game after trailing by 14+ points in 4th quarter

Lions 30-27 (17-0 in 4Q), at Min 10/31/93
Opp 26-17 (23-0 in 4Q), at Min 10/8/06

Scored 20+ Points in One Quarter

Lions 21, at Chi 11/19/17
Opp 21, vs Sea 10/28/18

Scored 30+ Points in One Half

Lions 30, vs. Chi 9/29/13
Opp 31, vs. NYJ 9/10/18

Scored 40-49 Points

Lions 45, vs. Phi 11/26/15
Opp 42, vs. Min 10/20/19

Scored 50-59 Points

Lions 55, vs. Chi 11/27/97
Opp 52, at NO 10/15/17

Scored 60+ Points

Lions Has Never Happened
Opp 65, at LaRm 10/23/50

Overtime Win

22-16, Lions at Min 11/6/16
20-23, Opp vs. NYG 12/22/13

Tie Game

27-27 (OT) at Ari 9/8/19

Zero Points Scored in First Half

Lions at Bal 12/3/17
Opp at GB 12/30/18

Scoreless First Half

vs. GB 12/12/10

Scoreless Game

vs. NYG 11/7/43

Zero Touchdowns Scored

Lions vs. Min 12/23/18
Opp at GB 12/30/18

Zero Turnovers

Lions at GB 10/14/19
Opp vs. Min 10/20/19

Zero Penalties

Lions at Chi 10/1/72
Opp vs. Chi 11/28/91

Zero Sacks Allowed

Lions at Phi 9/22/19
Opp vs. Min 10/20/19

TD on First Offensive Play

Lions A. Hakim 64-yd pass from J. Harrington, at GB 11/10/02
Opp A. Peterson 78-yd run, vs. Min 9/8/13

TD on Opening Drive

Lions J. Agnew, 100-yard kickoff return, at Phi 9/22/19
Opp G. Olsen 1-yard pass from C. Newton, vs. Car 11/18/18



TD on Opening Drive of Second Half

Lions K. Golladay 9-yd-pass from M. Stafford, vs. NYG 10/27/19
Opp..... E. Ingram 2-yd pass from D. Jones, vs. NYG 10/27/19

TD on Offense, Defense and Special Teams in Same Game

Lions at NO 10/15/17 (3 Pass, INT Ret, Punt Ret)
Opp..... at Ten 9/23/12 (2 Pass, INT Ret, Fum Ret, Kick Ret)

Successful Two-Point Conversion

Lions M. Stafford pass to G. Tate, vs. GB 12/31/17
Opp..... K. Murray pass to C. Kirk at Ari 9/8/19

Failed Two-Point Conversion Attempt

Lions M. Stafford pass failed, vs. Min 10/20/19
Opp..... D. Jones pass failed, vs. NYG 10/27/19

400-499 Yds Net Offense

Lions 433, vs. Min 10/20/19
Opp..... 438, vs. KC 9/29/19

500-599 Yds Net Offense

Lions 546, vs. Chi 10/18/15
Opp..... 503, vs. Min 10/20/19

600+ Yds Total Net Offense

Lions 623, vs. Dal 10/27/13
Opp..... 676, vs. Was 11/4/90

20-24 First Downs

Lions 23, at Ari 9/8/19
Opp..... 24, vs. NYG 10/27/19

25+ First Downs

Lions 26, vs. Min 10/20/19
Opp..... 32, vs. Min 10/20/19

Four Consecutive Wins

22-16 at Min 11/6/16; 26-19 vs. Jax 11/20/16; 16-13 vs. Min 11/24/16;
28-13 at NO 12/4/16

Five Consecutive Wins

22-16 at Min 11/6/16; 26-19 vs. Jax 11/20/16; 16-13 vs. Min 11/24/16;
28-13 at NO 12/4/16; 20-17 vs. Chi 12/11/16

Six Consecutive Wins

24-17 at Chi 11/19/95; 44-38 vs. Min 11/23/95; 27-7 vs. Chi 12/4/95;
24-17 at Hou 12/10/95; 44-0 vs. Jax 12/17/95; 37-10 at TB 12/23/95

Seven Consecutive Wins

27-24 vs. TB 11/12/95; 24-17 at Chi 11/19/95; 44-38 vs. Min
11/23/95; 27-7 vs. Chi 12/4/95; 24-17 at Hou 12/10/95; 44-0 vs. Jax
12/17/95; 37-10 at TB 12/23/95

Eight Consecutive Wins

9-0 vs. NY 9/23/34; 6-0 at ChiC 9/30/34; 3-0 at GB 10/7/34; 10-0 at
Phi 10/14/34; 24-0 vs. Bos 10/17/34; 28-0 vs. BKN 10/22/34; 38-0 at
Cin-StL 10/28/34; 40-7 vs. Pit 11/4/34

Nine Consecutive Wins

9-0 vs. NY 9/23/34; 6-0 at ChiC 9/30/34; 3-0 at GB 10/7/34; 10-0 at
Phi 10/14/34; 24-0 vs. Bos 10/17/34; 28-0 vs. BKN 10/22/34; 38-0 at
Cin-StL 10/28/34; 40-7 vs. Pit 11/4/34; 17-13 vs. ChiC 11/11/34

10 Consecutive Wins

9-0 vs. NY 9/23/34; 6-0 at ChiC 9/30/34; 3-0 at GB 10/7/34; 10-0 at
Phi 10/14/34; 24-0 vs. Bos 10/17/34; 28-0 vs. BKN 10/22/34; 38-0 at
Cin-StL 10/28/34; 40-7 vs. Pit 11/4/34; 17-13 vs. ChiC 11/11/34; 40-7 vs.
StL 11/18/34

