



VS.



October 9, 2018

SEAHAWKS TO PLAY FIRST REGULAR SEASON INTERNATIONAL GAME IN LONDON VS. RAIDERS**2018 SCHEDULE****Preseason (0-4)**

Day	Date	Opponent	Time (PT)	TV
Thu.	8/9	Indianapolis	L	19-17
Sat.	8/18	at L.A. Chargers	L	24-14
Fri.	8/24	at Minnesota	L	21-20
Thu.	8/30	Oakland	L	30-19

Regular Season (2-3)

Day	Date	Opponent	Time (PT)	TV
Sun.	9/9	at Denver	L	27-24
Mon.	9/17	at Chicago	L	24-17
Sun.	9/23	Dallas	W	24-13
Sun.	9/30	at Arizona	W	20-17
Sun.	10/7	L.A. Rams	L	33-31
Sun.	10/14	at Oakland	10:00 a.m.	FOX
Sun.	10/21	Bye week		
Sun.	10/28	at Detroit	10:00 a.m.	FOX
Sun.	11/4	L.A. Chargers	1:05 p.m.	CBS
Sun.	11/11	at L.A. Rams	1:25 p.m.	CBS
Thu.	11/15	Green Bay	5:20 p.m.	FOX
Sun.	11/25	at Carolina	10:00 a.m.	FOX
Sun.	12/2	San Francisco	5:20 p.m.	NBC
Mon.	12/10	Minnesota	5:15 p.m.	ESPN
Sun.	12/16	at San Francisco	1:05 p.m.	FOX
Sun.	12/23	Kansas City	5:20 p.m.	NBC
Sun.	12/30	Arizona	1:25 p.m.	FOX

TABLE OF CONTENTS

Page	Note
2-8	Team Notes
3	What to Look for
9-11	Russell Wilson
12	Sebastian Janikowski
13	Brandon Marshall
14	Shaquill and Shaquem Griffin
15	Bobby Wagner
16	Doug Baldwin
17-18	Player Notes
19	Pete Carroll
20	CenturyLink Field Enhancements
21-22	Statistics
23-26	Transactions, Participation Chart, How Built
27-29	Rosters, Depth Chart, Pronunciation Guide

Seattle embarks on its longest road trip of the year, traveling to London, England to face Oakland and kick off the NFL's London Games series. Kickoff is scheduled for 10 a.m. (PT)/6 p.m. (BST).

Seattle is 25-17-1 in its last 43 road games dating back to 2013 and posted an 8-6 record in its last 14 10 a.m. (PT) kickoff starts.

This will be Seattle's first-ever regular season international game. The team took part in the NFL's American Bowl preseason series traveling to Tokyo, Japan in 1990 and Vancouver, B.C., Canada in 1998.

This will be the 53rd meeting between the clubs with Oakland leading, 28-24, with Seattle winning the last meeting, 30-24, in 2014 in Seattle.

With a win on Sunday, Head Coach Pete Carroll will pass Mike Holmgren as the franchise's all-time winningest coach with 91 victories (regular season & postseason).

BROADCAST INFORMATION

Television	FOX (channel 13 in Seattle)	Chris Myers (play-by-play) Daryl Johnston (analyst) Laura Okmin (sidelines)
Seahawks Radio Network	710 ESPN Seattle KIRO Radio 97.3 Seahawks.com Seahawks Mobile App	Steve Raible (play-by-play) Dave Wyman (analyst) Jen Mueller (sidelines) John Clayton (sidelines)

THIS WEEK'S SCHEDULE**Wednesday, October 10**

- 12:45 p.m. QB Russell Wilson available
- 12:55 p.m. Selected players available; open locker room
- 2:00 p.m. Practice
- 3:45 p.m. OC Brian Schottenheimer, coaches available

Thursday, October 11 (in London)

- 4:30 p.m. Practice*
- 5:30 p.m. Media availability

Friday, October 12

- 1:30 p.m. Practice*
- 3:00 p.m. Media availability

Saturday, October 13

No media availability

Sunday, October 14

10 a.m. (PT) Seahawks at Raiders

Monday, October 15

No media availability

*** Practice and media availability in London will take place at team hotel:**

The Grove
Chandler's Cross, Hertfordshire
WD3 4TG



TEAM NOTES

2018 NFL LONDON SCHEDULE KICKS OFF AT HISTORIC WEMBLEY STADIUM

The National Football League announced on January 11 the schedule of London Games for 2018, featuring three teams playing a regular-season game in London for the first time.

The Raiders, the home team in London for a second time, welcome the Seahawks to Wembley for their first game in London on October 14.



Originally scheduled to be played at English Premier League club Tottenham Hotspur's new stadium, it was announced on August 13 that the game will be moved to Wembley Stadium due to "issues with the critical safety systems" within the newly-constructed stadium.

Mark Waller, NFL Executive Vice-President, International, said: "Everyone has been so excited about the prospect of playing in the new Tottenham Hotspur Stadium and I know all at the Club are very disappointed, but determined to clear this final hurdle. We totally understand the issue. We shall continue to work with them towards making our future games at Spurs a huge success. The new stadium will be an amazing venue for the NFL and we are very excited about our long-term partnership with Tottenham Hotspur."

Over the following two weeks, October 21 and 28, two additional teams will make their London debuts as visiting teams. The Philadelphia Eagles will face the Jacksonville Jaguars in a matchup of 2017 playoff teams, while the Tennessee Titans will face the Los Angeles Chargers.

"We continue to be very excited by the growth of the NFL in the UK," said NFL Commissioner Roger Goodell. "The fans have demonstrated outstanding support and passion for the NFL over the past 11 seasons and we look forward to some great games in London this year. A key feature of our success is playing in iconic, world-renowned venues like Wembley and Twickenham."

By the end of the 2018 season, the NFL will have played 24 regular-season games in London, with 29 of 32 teams having participated.

The NFL kicked off its series of regular-season games in London in 2007, when the New York Giants beat the Miami Dolphins at Wembley Stadium on their way to winning the Super Bowl. The home of English football has now hosted 18 NFL games, with almost 1.5 million fans attending those games.

2018 TOTAL MILES TRAVELED

PRESEASON & REGULAR SEASON





WHAT TO LOOK FOR

TEAM

* Since 2012, including playoffs, Seattle is 48-0 when leading by four or more points at halftime.

PETE CARROLL

* Needs one more win to pass Mike Holmgren as the franchise's all-time winningest coach with 91 (regular season & postseason).

* Needs five more wins to tie Mike Holmgren as the franchise's all-time winningest coach in the regular season with 86.

* Needs one more win to tie Jim Mora for 31st place on the NFL's all-time coaches wins list with 125.

ALL-TIME SEAHAWKS COACHING RECORDS

	Regular Season	Postseason	Combined
M. Holmgren	86-74	4-6	90-80
P. Carroll	81-51	9-5	90-56
C. Knox	80-63	3-4	83-67

DOUG BALDWIN

* Needs 23 receptions to pass John L. Williams for third-place on Seattle's all-time receptions list with 472.

* Needs 459 yards to pass Darrell Jackson for third-place on Seattle's all-time receiving yards list with 6,446.

* Needs four touchdowns to pass Darrell Jackson for second-place on Seattle's all-time receiving touchdowns list with 48.

* Ranks third in the NFL in receiving touchdowns since 2015.

MOST RECEIVING TOUCHDOWNS SINCE 2015, NFL

Antonio Brown, Pit	36
DeAndre Hopkins, Hou	30
Doug Baldwin, Sea	29
Odell Beckham, Jr., NYG	27
Michael Crabtree, Bal	26

SHAQUEM & SHAQUILL GRIFFIN

* In Week 1, joined New England's McCourty twins as the first sets of twins to play in an NFL regular season game in 90 years (Earl and Myrl Goodwin, Pottsville Maroons).

SEBASTIAN JANIKOWSKI

* Needs 17 more field goals to pass Jason Elam for ninth-place in NFL history with 437 field goals made.

* His next 50-plus yard field goal made will extend his NFL-record to 59 made from at least 50 yards.

BRANDON MARSHALL

* Needs 31 receptions to become the 15th player in NFL history with 1,000 career receptions.

BOBBY WAGNER

* Needs 11 tackles to pass Keith Butler for second-place on Seattle's all-time tackles list with 814.

RUSSELL WILSON

* With the win at Arizona (9/30), passed Matt Hasselbeck as the franchise's all-time winningest starting quarterback with 75 (regular season & postseason).

* Needs three more wins to tie Dave Krieg as the franchise's all-time winningest quarterback in the regular season with 70.

* His 25-6 record following an in-season loss is the best record by a quarterback since the 1970 merger.

* With the win at San Francisco (11/26/17), became the winningest quarterback in a player's first six seasons. Currently has 67 wins and ranks fourth in NFL history for most wins in a quarterback's first seven seasons with 11 games to play this season.

* Has started 101 consecutive games, the fourth-longest active streak among quarterbacks.

* Has started every game played with 113 (101 regular season, 12 postseason).

MOST CONSECUTIVE GAMES STARTED BY A QB, ACTIVE STREAK

Philip Rivers, LAC	197
Matt Ryan, Atl	136
Matthew Stafford, Det	117
Russell Wilson, Sea	101
Blake Bortles, Jac	66

* Needs 17 attempts to pass Jim Zorn for third-place on Seattle's all-time passing attempts list with 2,993.

* Needs 193 completions to pass Dave Krieg for second-place on Seattle's all-time passing completions list with 2,097.

* Needs 2,871 passing yards to pass Dave Krieg for second-place on Seattle's all-time passing yards list with 26,133.

* Needs four more touchdowns to pass Matt Hasselbeck for second-place on Seattle's all-time passing touchdowns list with 175.

* Needs 16 rushing attempts to pass Maurice Morris for eighth-place on Seattle's all-time rushing attempts list with 605.

* Needs 113 rushing yards to pass Sherman Smith for seventh-place on Seattle's all-time rushing yards list with 3,430.

K.J. WRIGHT

* Needs 25 tackles to pass Jacob Green for sixth-place on Seattle's all-time tackles list with 719.



SERIES vs. OAKLAND

REGULAR SEASON: OAKLAND LEADS 28-24

November 6, 1977	L	@	7-44	50,929
October 22, 1978	W		27-7	62,529
November 26, 1978	W	@	17-16	52,978
September 16, 1979	W		27-10	61,602
December 16, 1979	W	@	29-24	53,177
October 26, 1980	L	@	14-33	50,185
November 17, 1980	L		17-19	60,480
September 20, 1981	L	@	10-20	45,725
November 29, 1981	L		31-32	57,147
December 5, 1982	L	@	23-28	42,170
October 16, 1983	W		38-36	60,697
October 30, 1983	W	@	34-21	49,708
October 7, 1984	L	@	14-28	77,904
November 12, 1984	W		17-14	64,011
November 3, 1985	W		33-3	64,060
December 15, 1985	L	@	3-13	77,425
October 12, 1986	L	@	10-14	70,635
December 8, 1986	W		37-0	62,923
October 25, 1987	W	@	35-13	52,735
November 30, 1987	L		14-37	62,802
November 28, 1988	W		35-27	62,641
December 18, 1988	W	@	43-37	61,127
October 1, 1989	W	@	24-20	44,319
December 17, 1989	W		23-17	61,076
September 16, 1990	L		13-17	61,889
October 14, 1990	L	@	17-24	50,624
October 13, 1991	L		20-23	61,974
November 17, 1991	L	@	7-31	49,317
October 18, 1992	L		0-19	56,904
November 15, 1992	L	@	3-20	46,862
September 12, 1993	L		13-17	58,836
December 12, 1993	L	@	23-27	38,161
September 11, 1994	W	@	38-9	47,319
December 11, 1994	L		16-17	53,301
October 8, 1995	L	@	14-34	50,213
December 17, 1995	W		44-10	58,428
November 24, 1996	L		21-27	47,506
December 22, 1996	W	@	28-21	33,455
October 26, 1997	W		45-34	66,264
December 14, 1997	W	@	22-21	40,124
November 1, 1998	L		18-31	66,246
November 15, 1998	L	@	17-20	51,527
October 3, 1999	W		22-21	66,400
December 5, 1999	L	@	21-30	44,716
October 22, 2000	L	@	3-31	57,490
December 16, 2000	W	+	27-24	68,681
September 30, 2001	L	@	14-38	54,629
November 11, 2001	W	+	34-27	67,231
September 8, 2002	L	@	17-31	53,260
November 6, 2006	W		16-0	67,816
October 31, 2010	L	@	33-3	35,721
November 2, 2014	W		30-24	68,337

+Husky Stadium

HEAD-TO-HEAD COMPARISON

2018 REGULAR SEASON	SEAHAWKS	RAIDERS
Record	2-3	1-4
Total Yards Gained	1,581	2,056
Total Offense (NFL Rank)	316.2 (27)	411.2 (6)
Rush Offense	122.4 (8)	95.2 (24)
Pass Offense	193.8 (27)	316.0 (6)
Points Per Game	23.2 (17)	21.4 (22)
Total Yards Allowed	1,775	2,022
Total Defense	355.0 (13)	404.4 (30)
Rush Defense	129.0 (29)	127.2 (28)
Pass Defense	226.0 (6)	277.2 (23T)
Points Allowed/Game	22.8 (14T)	29.8 (30)
Possession Avg.	29:06	32:09
Sacked/Yds. Lost	18/117	11/61
Sacks Made/Yds. Lost	10/68	6/44
Interceptions By	9	3
Penalties/Yds.	37/256	36/343
Punts/Avg.	29/46.5	21/44.9
Turnover Differential	+6 (2T)	-4 (28T)

2018 STAT LEADERS

	SEAHAWKS	RAIDERS
Rushing	Chris Carson 293 (64-4.6-1)	Marshawn Lynch 331 (77-4.3-3)
Passing	Russell Wilson 1,086 (142-89-10-3-100.9)	Derek Carr 1,641 (202-144-7-8-90.4)
Receiving	Tyler Lockett 347 (20-17.4-4)	Jared Cook 390 (30-13.0-2)
Scoring (Non kicker)	Tyler Lockett 24	Jordy Nelson 20
Sacks	Clark & Reed 3.0	Bruce Irvin 3.0
Int.	Griffin & McDougald 2	three tied with 1
Punting	Michael Dickson 46.5/41.7 net (10 In 20)	Johnny Townsend 44.9/40.2 net (4 In 20)
Kicking	Sebastian Janikowski 32 (6/9 FG, 14/14 PAT)	Matt McCrane 17 (4/7 FG, 5/5 PAT)

TOP SINGLE-GAME PERFORMANCES

	SEAHAWKS	RAIDERS
Rushing Yards	Shaun Alexander 35-266-7.6-3 11/11/01	Bo Jackson 18-221-12.3-2 11/30/87
Passing Yards	Dave Krieg 32-19-410-4-1 12/18/88	Jay Schroeder 49-22-354-3-1 12/18/88
Receiving Yards	John L. Williams 7-180-25.7-1 12/18/88	Marcus Allen 4-173-32.3-1 10/7/84



SERIES & TEAM NOTES

SERIES BREAKDOWN

Record in Seattle	15-10
Kingdome	11-10
Husky Stadium	2-0
CenturyLink Field	2-0
Record at Raiders	9-18
Oakland	4-11
Los Angeles	5-7
Current Streaks	Seattle won the last meeting
Longest Win Streaks	
Seahawks	4 twice, 1978-79 & 1988-89
Raiders	8, 1990-93
Last Game Played in...	
Seattle	Seahawks 30, Raiders 24 (11/2/14)
Oakland	Raiders 33, Seahawks 3 (10/31/10)
Total Points in Series	
Seahawks	1,108 (21.3)
Raiders	1,174 (22.6)
Largest Margin of Victory	
Seahawks	37 points, 37-0 (12/8/86)
Raiders	37 points, 44-7 (11/6/77)
Combined Points	
Highest	80 (Seahawks win 43-37 on 12/18/88)
Lowest	16 twice (last: Seahawks win 16-0 on 11/6/06)
Shutouts	
Seahawks	37-0 (12/8/86) & 16-0 (11/6/06)
Raiders	19-0 (10/18/92)
Pete Carroll vs. Raiders (Regular Season)	1-1
With Seattle	1-1
With New England	0-0
With N.Y. Jets	0-0
Playoffs	0-0
Jon Gruden vs. Seahawks (Regular Season)	6-6
With Oakland	5-3
With Tampa Bay	1-3
Playoffs	0-0

+6 TURNOVER DIFFERENTIAL (T2ND NFL)

Seattle ranks second in the NFL in interceptions (9) and total takeaways (11) to help it rank second in the league with a +6 turnover differential.

Turnover Differential, NFL

Team	Take-aways			Give-aways			Diff
	Int	Fum	Total	Int	Fum	Total	
Cleveland	8	7	15	5	2	7	+8
Seattle	9	2	11	3	2	5	+6
Chicago	8	3	11	3	2	5	+6
Kansas City	6	2	8	2	1	3	+5
San Francisco	7	2	9	3	1	4	+5

ONLY FOUR DOUBLE-DIGIT LOSSES IN LAST 121 GAMES (INCLUDING PLAYOFFS)

Seattle's NFL-record streak of not losing by more than 10 points in 85 regular season games (95 games including playoffs) ended at Green Bay (12/11/16).

Also, the Seahawks largest defeat from Week 9 (11/6/11) of 2011 through Week 2 of 2015 was a 10-point loss at Green Bay (9/20/15), a span of 57 games (65 including playoffs).

LARGEST DEFEATS SINCE WEEK 9 OF 2011 (INCLUDING PLAYOFFS)

Deficit	Score	Opponent	Date
35	42-7	vs. L.A. Rams	12/17/17
28	38-10	at Green Bay	12/11/16
16	36-20	at Atlanta*	1/14/17
10	27-17	at Green Bay	9/20/15
9	14-5	at Tampa Bay	11/27/16
9	30-21	at San Diego	9/14/14
8	17-9	at Green Bay	9/10/17
7	six times	last: at Chicago	9/17/18

* NFC Divisional Playoff

25-17-1 ROAD RECORD SINCE 2013

Seattle is 25-17-1 in its last 43 road games dating back to 2013 and posted an 8-6 record in its last 14 10 a.m. (PT) kickoff starts.

The Seahawks posted a franchise-best 6-2 road record in 2013 and 5-3 records in 2014, 2015 and 2017.

BEST ROAD RECORDS IN FRANCHISE HISTORY

Record	Year
6-2	2013
5-3	2017
5-3	2015
5-3	2014
5-3	2005
5-3	1984
4-4	12 times

72-36-1 RECORD IN LAST 109 GAMES

Seattle has compiled a 72-36-1 record since the final half of the 2011 regular season and in those 36 losses, the average margin of victory for the opponent has been 6.4 points (231 points).



TEAM NOTES

132 CONSECUTIVE SELL OUTS

Since the Seahawks trip to Super Bowl XL, NFC West crowns from 2004-07, 2010, 2013-14 and 2016, a Super Bowl XLVIII championship and Super Bowl XLIX appearance, Seattle's fans do not want to miss out on seeing their team in action. Since 2003, all but one game has sold out, giving the team 132 consecutive sell outs through Week 6 of the 2018 season, including playoffs.

Fans set the CenturyLink Field attendance record (69,190) vs. Philadelphia (11/20/16).

For the fifth-consecutive year, Seattle posted at least a 99% season ticket renewal rate while selling all 61,000 available season tickets.

Training Camp presented by Safeway practices open to the public also sold out. In all, more than 30,000 fans attended the team's 13 open camp sessions.

168 FALSE STARTS AT HOME

Armed with the loudest fans in the NFL, CenturyLink Field and the 12s lead the NFL with 168 false start penalties since the 2005 season.

OPPONENT FALSE START PENALTIES AT HOME (2005-CURRENT)

	Games	Penalties	Average
Seattle Seahawks	106	168	1.58
Arizona Cardinals	99	165	1.67
Philadelphia Eagles	107	153	1.43
Detroit Lions	107	151	1.41
Denver Broncos	107	146	1.36

90-40 NFC HOME RECORD SINCE 2002

One thing that has been a constant from the early days of the Kingdome through the championship years of CenturyLink Field is that the 12s have given that extra edge to the Seahawks when playing in the Puget Sound.

Seattle has the NFC's second-best home winning percentage since moving to the NFC in 2002 with a 90-40 record, and is one of two teams with 90-plus wins during that span.

NFC BEST HOME RECORD SINCE 2002

Team	Record	Pct.
Green Bay	91-38-2	.702
Seattle	90-40	.692
Minnesota	84-46	.646
Philadelphia	80-51	.611
Atlanta	78-53	.595
Carolina	77-54	.588
New Orleans	77-54	.588

2018 TEAM CAPTAINS

In a vote by teammates, Russell Wilson will be the offensive captain for the sixth time in his seven seasons, Bobby Wagner will be the defensive captain for the third time, while first-timers Sebastian Janikowski and Neiko Thorpe will share special teams captain duties.

52-12 WHEN WINNING THE TURNOVER BATTLE

Since 2010, Seattle is 52-12 when winning the turnover battle. It led the NFL in 2013 with 39 takeaways and a +20 differential, ranked fourth in the league in 2014 at +10 and finished 2015 tied for fifth at +7.

Seattle ranks second in the NFL this season with a +6 turnover differential.

SEATTLE RECORD WHEN WINNING THE TURNOVER BATTLE

Year	Record	Year	Record
2010	4-0	2014	6-2
2011	6-2	2015	4-4
2012	7-1	2016	7-0
2013	10-1	2017	6-1
		2018	2-1
		Totals	52-12

TURNOVER DIFFERENTIAL SINCE 2011, NFL

Team	Take-aways			Give-aways			Diff
	Int	Fum	Total	Int	Fum	Total	
New England	119	82	201	64	48	112	+89
Seattle	129	74	203	75	55	130	+73
Green Bay	126	59	185	74	61	135	+50
San Francisco	108	69	177	74	68	142	+35
Carolina	117	82	199	102	59	161	+38

2ND IN NFL WITH NINE INTERCEPTIONS

Seattle ranks second in the NFL with 11 takeaways thanks to nine interceptions (2nd NFL) this season.

The Seahawks had one player record two interceptions in each of their first three games (Bradley McDougald at Denver, Shaquill Griffin at Chicago, Earl Thomas vs. Dallas), the **last time a team had a two-interception player of the first three games of a season was the 1976 Washington Redskins**.

All three players rank in the top 10 in the NFL in interceptions with Thomas being tied for the league-lead with three and Griffin and McDougald tied for sixth with two interceptions each.

2,041 ROSTER TRANSACTIONS SINCE 2010

Since forming their relationship in 2010, General Manager John Schneider and Pete Carroll have put together the NFL's most competitive, deep and talented roster over the last nine seasons.

Of the 53 players on Seattle's 2018 active roster, 26 are Seattle draft choices, six have been acquired via trade or waiver claim, and the remaining 21 players have been signed as free agents.



TEAM NOTES

23-10 ON MONDAY NIGHT FOOTBALL

Seattle is 23-10 all-time on Monday night and its 11-game winning streak on Mondays was snapped last season. Its .697 winning percentage on Mondays ranks first all-time in NFL history.

The Seahawks are 17-6 at home and have outscored opponents 327-175 in their last 13 appearances, including three shutouts.

BEST ALL-TIME WINNING %, MONDAY NIGHT FOOTBALL

Seattle	23-10	.697
Pittsburgh	47-24	.662
San Francisco	48-25	.658
Carolina	10-6	.625
Kansas City	26-18	.591
Dallas	46-33	.582

SEAHAWKS ON MONDAY NIGHT FOOTBALL (23-10)

Oct. 29, 1979	W	31-28	at Atlanta
Nov. 26, 1979	W	30-7	N.Y. Jets
Nov. 17, 1980	L	19-17	Oakland
Nov. 16, 1981	W	44-23	San Diego
Oct. 29, 1984	W	24-0	at San Diego
Nov. 12, 1984	W	17-14	L.A. Raiders
Sept. 23, 1985	L	35-24	L.A. Rams
Nov. 25, 1985	L	19-6	at San Francisco
Oct. 6, 1986	W	33-7	San Diego
Dec. 8, 1986	W	37-0	L.A. Raiders
Nov. 9, 1987	L	30-14	at N.Y. Jets
Nov. 30, 1987	L	37-14	L.A. Raiders
Nov. 28, 1988	W	35-27	L.A. Raiders
Dec. 4, 1989	W	17-16	Buffalo
Oct. 1, 1990	W	31-16	Cincinnati
Nov. 30, 1992	W (ot)	16-13	Denver
Nov. 1, 1999	W	27-7	at Green Bay
Oct. 2, 2000	L	24-17	at Kansas City
Oct. 14, 2002	L	28-21	San Francisco
Dec. 6, 2004	L	43-39	Dallas
Dec. 5, 2005	W	42-0	at Philadelphia
Nov. 6, 2006	W	16-0	Oakland
Nov. 27, 2006	W	34-24	Green Bay
Nov. 12, 2007	W	24-0	San Francisco
Dec. 12, 2011	W	30-13	St. Louis
Sept. 24, 2012	W	14-12	Green Bay
Oct. 28, 2013	W	14-9	at St. Louis
Dec. 2, 2013	W	34-7	New Orleans
Oct. 6, 2014	W	27-17	at Washington
Oct. 5, 2015	W	13-10	Detroit
Nov. 7, 2016	W	31-25	Buffalo
Nov. 20, 2017	L	34-31	Atlanta
Sept. 17, 2018	L	24-17	at Chicago

SECOND-LONGEST MNF WINNING STREAK

Seattle's 11-game winning streak on Mondays was snapped vs. Atlanta (11/20/17), a 34-31 loss.

It was the second-longest winning streak in Monday Night Football history.

MOST CONSECUTIVE MONDAY NIGHT FOOTBALL WINS SINCE 1970

Dates	Team	Wins
9/22/75 - 12/7/81	Oakland	14
12/5/05 - 11/7/16	Seattle	11
11/24/08 - 9/30/13	New Orleans	9
12/2/96 - 9/27/99	San Francisco	9

22-5-1 IN PRIME TIME GAMES SINCE 2010

Since Pete Carroll took over in 2010, the Seahawks have turned in prime time performances in prime time games, posting a 22-5-1 combined record in Sunday, Monday and Thursday night games, and **outscored opponents 721-400**.

The Seahawks are 8-2-1 on Sunday Night Football, 7-2 on Monday Night Football and 7-1 on Thursday Night Football under Carroll, and are **14-2 at home in prime time games** dating back to 2010.

SEATTLE'S PRIME TIME GAMES UNDER PETE CARROLL (22-5-1)

Date	Opponent	W/L	Score
Sun, Jan. 2, 2011	vs. St. Louis	W	16-6
Thu, Dec. 1, 2011	vs. Philadelphia	W	31-14
Mon, Dec. 12, 2011	vs. St. Louis	W	30-13
Mon, Sept. 24, 2012	vs. Green Bay	W	14-12
Thu, Oct. 18, 2012	at San Francisco	L	13-6
Sun, Dec. 23, 2012	vs. San Francisco	W	42-13
Sun, Sept. 15, 2013	vs. San Francisco	W	29-3
Thu, Oct. 17, 2013	at Arizona	W	34-22
Mon, Oct. 28, 2013	at St. Louis	W	14-9
Mon, Dec. 2, 2013	vs. New Orleans	W	34-7
Thu, Sept. 4, 2014	vs. Green Bay	W	36-16
Mon, Oct. 6, 2014	at Washington	W	27-17
Thu, Nov. 27, 2014	at San Francisco	W	19-3
Sun, Dec. 21, 2014	at Arizona	W	35-6
Sun, Sept. 20, 2015	at Green Bay	L	27-17
Mon, Oct. 5, 2015	vs. Detroit	W	13-10
Thu, Oct. 22, 2015	at San Francisco	W	20-3
Sun, Nov. 15, 2015	vs. Arizona	L	39-32
Sun, Oct. 23, 2016	at Arizona	T	6-6 (ot)
Mon, Nov. 7, 2016	vs. Buffalo	W	31-25
Sun, Nov. 13, 2016	at New England	W	31-24
Sun, Dec. 4, 2016	vs. Carolina	W	40-7
Thu, Dec. 15, 2016	vs. L.A. Rams	W	24-3
Sun, Oct. 1, 2017	vs. Indianapolis	W	46-18
Thu, Nov. 9, 2017	at Arizona	W	22-16
Mon, Nov. 20, 2017	vs. Atlanta	L	34-31
Sun, Dec. 3, 2017	vs. Philadelphia	W	24-10
Mon, Sept. 17, 2018	at Chicago	L	24-17



TEAM NOTES

.804 WINNING % IN PRIME TIME

Seattle has played its best football in prime time, as its 22-5-1 record and .804 winning percentage rank first in the NFL since Pete Carroll took over in 2010.

BEST RECORD IN PRIME TIME GAMES SINCE 2010

Team	W	L	T	Pct.
Seattle Seahawks	22	5	1	.804
New England Patriots	30	9	0	.769
Baltimore Ravens	18	10	0	.643
New Orleans Saints	19	11	0	.633
Green Bay Packers	21	15	0	.583
Denver Broncos	21	16	0	.568

LARGEST COMEBACKS & OVERTIME RECORD

Seattle's overtime record is 12-20-1 and 4-3-1 under Carroll.

LARGEST COMEBACKS IN FRANCHISE HISTORY

Points	Opponent	Score	Result
21	vs. Tampa Bay (11/3/13)	Trail 21-0	Won 27-24 (ot)
20	at Denver (12/10/95)	Trail 20-0	Won 31-27
18	at Oakland (12/14/97)	Trail 21-3	Won 22-21

39-11 AT HOME SINCE 2012

SEATTLE'S NFL RANKING FOR LAST 50 HOME GAMES

Wins		Point Differential		Takeaways		Turnover Margin	
43	New England	+632	New England	101	Carolina	+44	Seattle
39	Seattle	+516	Seattle	92	Seattle	+44	New England
38	Denver	+444	Denver	88	Arizona	+27	Green Bay
36	Minnesota	+387	Green Bay	88	New England	+24	Carolina
36	Green Bay	+327	Baltimore	85	Cincinnati	+18	Baltimore
						+18	Buffalo

LONGEST HOME WINNING STREAK, FRANCHISE HISTORY

14	2012-13
12	2004-06
10	2002-04

MOST CONSECUTIVE GAMES WON, FRANCHISE HISTORY

11	2005
9	2012-13
8	1984

14 SPECIAL TEAMS TOUCHDOWNS SINCE 2010

It takes all three phases to win in the NFL and special teams coach Brian Schneider has put together one of the best special teams units in the NFL over the last nine seasons.

SEATTLE SPECIAL TEAMS SCORES SINCE 2010

Play	Game	Date	Play	Game	Date
101-yd. KOR by Leon Washington	vs. SD	9/26/10	Muffed punt in endzone TD, Malcolm Smith	vs. Ari	12/9/12
99-yd. KOR by Leon Washington	vs. SD	9/26/10	90-yd. blocked field goal TD, Richard Sherman	vs. SF	12/23/12
10-yd. blocked punt TD, Earl Thomas	vs. KC	11/28/10	blocked punt out of endzone, Jermaine Kearse	at Ind	10/6/13
92-yd. KOR by Leon Washington	vs. SF	12/12/10	25-yd. blocked punt TD, Mike Morgan	vs. Dal	10/12/14
17-yd. blocked punt TD, Mike Robinson	vs. StL	11/12/11	57-yd. punt return by Tyler Lockett	at StL	9/13/15
3-yd. blocked punt TD, Jeron Johnson	vs. Dal	9/16/12	105-yd. kickoff return by Tyler Lockett	vs. Chi	9/27/15
98-yd. KOR by Leon Washington	at Mia	11/25/12	99-yd. kickoff return by Tyler Lockett	vs. Ari	12/31/17

MOST BLOCKS SINCE 2010

23	Oakland
21	Miami
19	Seattle
17	Arizona
14	Chicago
12	Buffalo

MOST TDS/SAFETIES SINCE 2010

16	Baltimore
15	Minnesota
14	Seattle
14	Philadelphia
12	New England
10	Denver
9	Arizona

MOST TAKEAWAYS ON PUNT/KOR SINCE 2010

29	Oakland
25	Kansas City
21	N.Y. Giants
18	New England
17	Seattle
15	Chicago



TEAM NOTES

12 FLAG RAISERS AT THE TOYOTA FAN DECK

Just before every kickoff at CenturyLink Field, fans turn their attention to the Toyota Fan Deck in the south endzone with anticipation to see who is going to raise the team's signature 12 flag and turn CenturyLink Field in to a frenzy. From former Seahawks greats, to local celebrities and sports personalities, the flag has become a love affair for Seahawks supporters all over the Northwest and the spirit of community that the organization and fans share. Who will raise it next?

2018 FLAG RAISERS

Indianapolis - Federal Way Thunder (Special Olympics Unified Flag Football)
Oakland - Mt. Vernon native & NHL RW T.J. Oshie
Dallas - S Kam Chancellor
L.A. Rams - Former DE Red Bryant
L.A. Chargers -

Green Bay -
San Francisco -
Minnesota -
Kansas City -
Arizona -

33,684 ESTIMATED MILES FLOWN DURING 2018 SEASON

The team strives to offer first-class amenities and that has not changed this season as Seattle has signed on with Hawaiian Airlines as its 2018 official charter.

The Boeing aircraft will carry the Seahawks "around the world" (a trip around the world is 25,000 miles) as they travel the most miles in the NFL this season checking in at 33,684.

2018 TOTAL MILES TRAVELED

(preseason + regular season)

1. Seattle	33,684
2. Oakland	33,400
3. L.A. Chargers	32,112
4. Jacksonville	23,004
5. Philadelphia	21,560

FLIGHT TIMES

Seattle is among the league leaders in miles traveled each season, and this year is no different. Tucked away in the Northwest, Seattle takes a while to reach via air travel, especially traveling east to west.

2018 FLIGHT TIMES

Seattle to L.A. Chargers - 2:05
L.A. Chargers to Seattle - 2:02
Seattle to Minnesota - 2:51
Minnesota to Seattle - 3:11
Seattle to Denver - 2:01
Denver to Seattle - 2:33
Seattle to Chicago - 3:36
Chicago to Seattle - 4:01

Seattle to Arizona - 2:26
Arizona to Seattle - 2:31
Seattle to London -
London to Seattle -
Seattle to Detroit -
Detroit to Seattle -
Seattle to L.A. Rams -
L.A. Rams to Seattle -

Seattle to Carolina -
Carolina to Seattle -
Seattle to San Francisco -
San Francisco to Seattle -

LARGEST CENTURYLINK FIELD ATTENDANCE: 69,190

With the addition of the Toyota Fan Deck in the south end zone in 2016, adding 1,000 new seats, Seattle's home attendance record has been broken and will add to the record books as the season unfolds.

CenturyLink's current attendance record of 69,190 fans was set vs. Philadelphia (11/20/16), that broke the old record of 69,084, established vs. Buffalo (11/7/16) two weeks prior.

LARGEST HOME ATTENDANCE, FRANCHISE HISTORY

Att.	Opponent	Stadium	Date	W/L	Score
69,190	Philadelphia	CenturyLink Field	11/20/16	W	26-15
69,104	Carolina	CenturyLink Field	12/4/16	W	40-7
69,084	Buffalo	CenturyLink Field	11/7/16	W	31-25
69,080	St. Louis	CenturyLink Field	12/27/15	L	23-17
69,078	Arizona	CenturyLink Field	12/31/17	L	26-24
69,077	L.A. Rams	CenturyLink Field	12/17/17	L	42-7
69,075	Philadelphia	CenturyLink Field	12/3/17	W	24-10
69,071	Atlanta	CenturyLink Field	10/16/16	W	26-24
69,067	L.A. Rams	CenturyLink Field	12/15/16	W	24-3
69,055	Pittsburgh	CenturyLink Field	11/29/15	W	39-30


67: MOST WINS TO BEGIN A CAREER

Wilson's 65 regular season wins rank first in NFL history for most wins in a quarterback's first six seasons, and he already ranks fourth on that list in a quarterback's first seven seasons with 67 wins with 11 games remaining this season.

**MOST REGULAR SEASON WINS IN
A QB'S FIRST SEVEN SEASONS**

Joe Flacco	72
Tom Brady	70
Ben Roethlisberger	69
Russell Wilson	67*
Peyton Manning	66
Matt Ryan	66

*Through 100 games

FIVE-TIME PRO BOWLER**CAREER STATISTICS**

He has 48-career 100-plus passer rating games in 101 starts, with the last coming vs. L.A. Rams (10/7) with a 132.5 rating.

RUSSELL WILSON CAREER PASSING

Year	Att	Comp	Pct	Yards	TD	Int	Rtg
2012	393	252	64.1	3,118	26	10	100.0
2013	407	257	63.1	3,357	26	9	101.2
2014	452	285	63.1	3,475	20	7	95.0
2015	483	329	68.1	4,024	34	8	110.1
2016	546	353	64.7	4,219	21	11	92.6
2017	553	339	61.3	3,983	34	11	95.4
2018	142	89	62.7	1,086	10	3	100.9
TOTAL	2,976	1,904	64.0	23,262	171	59	98.9

NFL HIGHEST PASSER RATING SINCE 2012

Player	Rating
Aaron Rodgers, GB	103.3
Drew Brees, NO	101.7
Tom Brady, NE	99.2
Russell Wilson, Sea	98.9

FRANCHISE RECORDS

- * Career (98.9) and single-season (110.1 in 2015) passer rating.
- * Single-season (4,219 in 2016) and single-game (452) most passing yards.
- * Single-season (34 in 2015 and 2017) and single-game (5) most touchdown passes.
- * Single-season completions (353 in 2016).
- * Career (63.98) and single-season (68.12 in 2015) completion percentage.
- * Most consecutive passes without an interception (202 in 2016).
- * Career (589), single-season (118 in 2014) and single-game (14) rushing attempts by a quarterback.
- * Career (3,317), single-season (849 in 2014) and single-game (122) rushing yards by a quarterback.
- * Owns the top-14 rushing yard games by a quarterback.
- * Seven NFL player of the week awards tied for the most in club history (Shaun Alexander).

171 SEATTLE TD PASSES**MOST PASSING TOUCHDOWNS,
CLUB HISTORY**

1.	195	Dave Krieg	1980-91
2.	174	Matt Hasselbeck	2001-10
3.	171	Russell Wilson	2012-
4.	107	Jim Zorn	1976-84

171 CAREER TOUCHDOWN PASSES

Through 101 games, Russell Wilson's 171 touchdown passes (third-most in club history) are the fifth-most in NFL history in a quarterback's first seven seasons.

MOST PASSING TDS IN A QB'S FIRST SEVEN SEASONS, NFL HISTORY

1. Dan Marino	220
2. Peyton Manning	216
3. Brett Favre	182
4. Matt Ryan	181
5. Russell Wilson	171
6. Andy Dalton	167

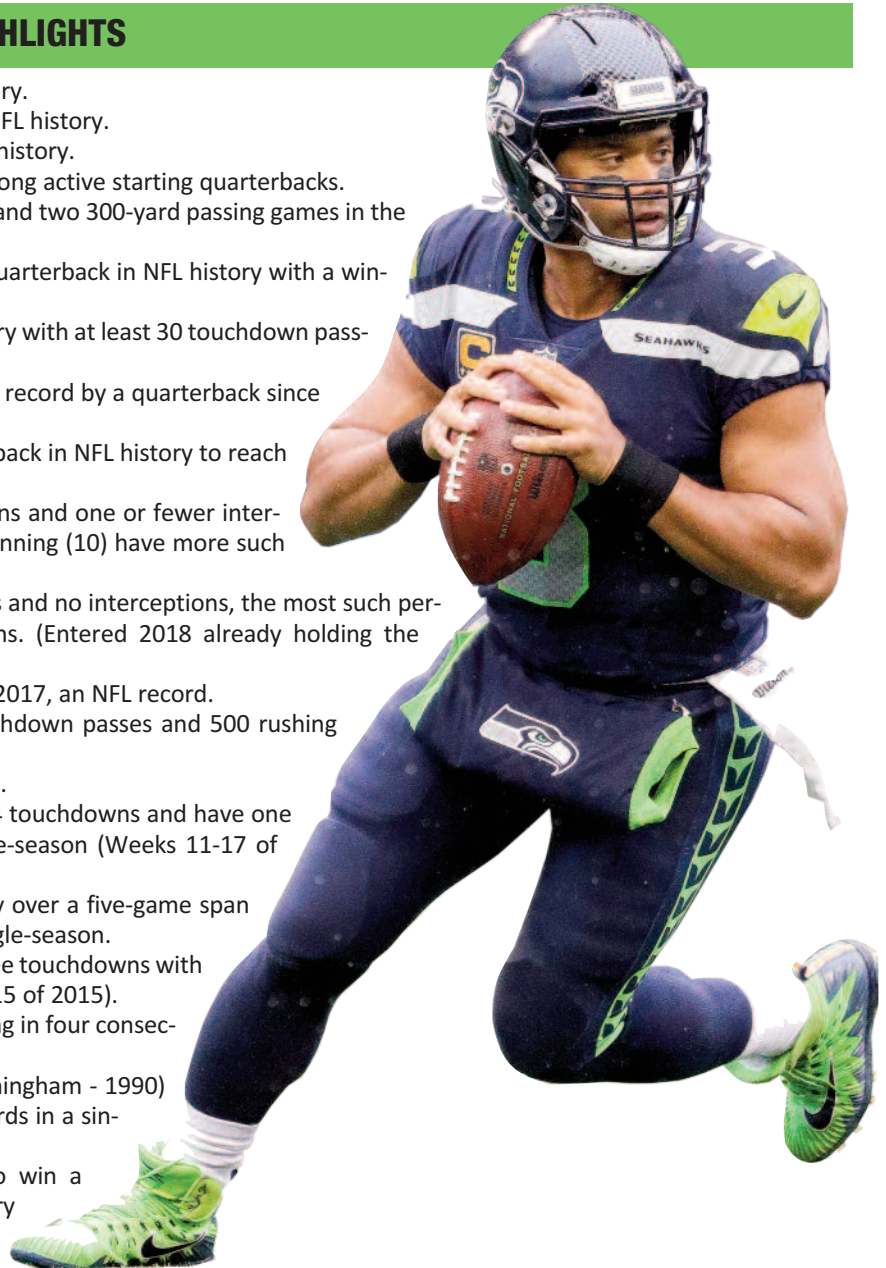
39 HOME WINS TO BEGIN CAREER**MOST HOME WINS IN A QB'S FIRST SEVEN SEASONS, NFL HISTORY**

Joe Flacco	45
Brett Favre	41
John Elway	40
Russell Wilson	39*
Matt Ryan	39

**Through 50 games*

CAREER HIGHLIGHTS

- * Career passer rating of 98.9 ranks second in NFL history.
- * Career home passer rating of 102.9 ranks second in NFL history.
- * Career road passer rating of 95.2 ranks fourth in NFL history.
- * His .668 winning percentage (67-33-1) ranks third among active starting quarterbacks.
- * Has 11 300-yard passing games in the regular season and two 300-yard passing games in the postseason.
- * With the win at Dallas (12/24/17), became the first quarterback in NFL history with a winning record in each of his first six seasons.
- * Last season, became the first quarterback in NFL history with at least 30 touchdown passes and 500 rushing yards in multiple seasons.
- * His 25-6 record following an in-season loss is the best record by a quarterback since the 1970 merger.
- * Against Atlanta (11/20/17), became the 10th quarterback in NFL history to reach 3,000 career rushing yards.
- * Has seven career games with at least four touchdowns and one or fewer interceptions. Only Dan Marino, Brett Favre and Peyton Manning (10) have more such games in a player's first seven seasons.
- * Has 36 career games with multiple touchdown passes and no interceptions, the most such performances by a quarterback in his first seven seasons. (Entered 2018 already holding the record).
- * Threw 19 touchdown passes in the fourth quarter in 2017, an NFL record.
- * First player in NFL history with 4,000 yards, 30 touchdown passes and 500 rushing yards in a season (2015).
- * Led the NFL in passer rating with a 110.1 rating (2015).
- * Is the only player in NFL history to pass for at least 24 touchdowns and have one or zero interceptions in a seven-game span in a single-season (Weeks 11-17 of 2015).
- * His 19 touchdown passes are the most in NFL history over a five-game span (Weeks 11-15 of 2015) without an interception in a single-season.
- * Is the only player in NFL history to pass for at least three touchdowns with no interceptions in five consecutive games (Weeks 11-15 of 2015).
- * First player in NFL history to have at least a 138.5 rating in four consecutive games (Weeks 11-14 of 2015).
- * He is one of two players in NFL history (Randall Cunningham - 1990) to rush for over 800 yards and throw for over 3,400 yards in a single-season (2014).
- * Became the third-youngest starting quarterback to win a Super Bowl. Wilson was 25 years, 65 days old on February 2, 2014, when Seattle defeated Denver, 43-8, in Super Bowl XLVIII.
- * Finished third in AP Offensive Rookie of the Year voting.



24 FOURTH-QUARTER/OVERTIME COMEBACKS IN 113 GAMES

Wilson has 24 fourth-quarter or overtime comeback victories in 113 career games (regular and postseason).

He had two game-winning drives last season, three game-winning drives in 2016, and directed come-from-behind victories in the 2013 and 2014 NFC Championship Games to advance Seattle to the Super Bowl.

In 2012, Wilson threw a game-winning touchdown pass in the final two minutes of regulation or overtime three times (vs. Green Bay, vs. New England, at Chicago), the most ever by a rookie since at least the 1970 merger, and won another (vs. St. Louis) with a 1-yard touchdown run.

His **24 fourth-quarter comebacks rank second in the NFL** since the beginning of 2012.

RUSSELL WILSON 4TH QUARTER/OT COMEBACKS

Game	Score	Final	Play
vs. Green Bay (9/24/12)	trail 12-7	Won 14-12	24-yd. pass to Golden Tate at 0:00
vs. New England (10/14/12)	trail 23-17	Won 24-23	46-yd. pass to Sidney Rice at 1:18
at Chicago (12/2/12)	trail 14-10		14-yd. pass to Golden Tate at :24
	tied 17-17	Won 23-17 (ot)	13-yd. pass to Sidney Rice with 7:33 left in OT
vs. St. Louis (12/30/12)	tied 13-13	Won 20-13	1-yd. touchdown run at 1:39
at Washington (1/6/13)*	trail 14-13	Won 24-14	touchdown drive at 7:08
at Carolina (9/8/13)	trail 7-6	Won 12-7	43-yd. TD pass to Jermaine Kearse at 10:13
at Houston (9/29/13)	trail 20-6	Won 23-20 (ot)	45-yd. field goal drive with 3:19 left in overtime
vs. Tennessee (10/13/13)	tied 10-10	Won 20-13	29-yd. field goal drive at 11:23
vs. Tampa Bay (11/3/13)	trail 24-14	Won 27-24 (ot)	27-yd. field goal drive with 8:11 left in overtime
vs. San Francisco (1/19/14)^	trail 17-13	Won 23-17	35-yd. pass to Jermaine Kearse at 13:44
vs. Denver (9/21/14)	tied 20-20	Won 26-20	touchdown drive with 9:14 left in overtime
at Carolina (10/26/14)	trail 9-6	Won 13-9	23-yd. pass to Luke Willson at 0:47
vs. N.Y. Giants (11/9/14)	tied 17-17	Won 38-17	touchdown drive at 12:47
vs. St. Louis (12/28/14)	tied 6-6	Won 20-6	touchdown drive at 12:07
vs. Green Bay (1/18/15)^	tied 22-22	Won 28-22 (ot)	35-yd. pass to Jermaine Kearse with 11:41 left in OT
at Dallas (11/1/15)	trail 12-10	Won 13-12	24-yd. field goal drive at 1:04
vs. Pittsburgh (11/29/15)	trail 27-26	Won 39-30	30-yd. pass to Doug Baldwin at 8:12
at Minnesota (1/10/16)*	trail 9-0	Won 10-9	46-yd. field goal drive at 8:04
vs. Miami (9/11/16)	trail 10-6	Won 12-10	2-yd. pass to Doug Baldwin at 0:31
vs. Atlanta (10/16/16)	trail 24-23	Won 26-24	44-yd. field goal drive at 1:57
at New England (11/13/16)	trail 24-22	Won 31-24	23-yd. field goal drive at 8:56
vs. San Francisco (9/17/17)	trail 9-6	Won 12-9	9-yd. pass to Paul Richardson at 7:06
vs. Houston (10/29/17)	trail 38-34	Won 41-38	18-yd. pass to Jimmy Graham at 0:21
at Arizona (9/30/18)	tied 17-17	Won 20-17	52-yd. field goal drive at 0:00

* NFC Wild Card Game ^ NFC Championship Game

MOST GAME-WINNING DRIVES IN 4TH QTR./OT SINCE 2012 (REGULAR SEASON & POSTSEASON)

Matthew Stafford, Det	25
Russell Wilson, Sea	24
Matt Ryan, Atl	20
Andrew Luck, Ind	17
Joe Flacco, Bal	15

MOST PASSING YARDS IN A QUARTERBACK'S FIRST SEVEN SEASONS

Russell Wilson's 23,262 career passing yards* ranks ninth in the top-10 for most passing yards in a quarterback's first seven seasons. **through 101 games*

MOST PASSING YARDS IN A QB'S FIRST SEVEN SEASONS, NFL HISTORY

1. Peyton Manning	29,442
2. Matt Ryan	28,166
3. Dan Marino	27,853

4. Matthew Stafford	25,976
5. Drew Bledsoe	25,966
6. Andy Dalton	25,534
7. Joe Flacco	25,531
8. Cam Newton	25,074
9. Russell Wilson	23,262
10. Jim Kelly	23,031

CAREER HIGHLIGHTS

- * Is the NFL's all-time leader in field goals made of at least 50 yards, connecting on 58 such kicks.
- * Has kicked 17 career game-winning field goals.
- * Ranks 10th all-time with 420 field goals made.
- * Tied a then-NFL record with a 63-yard field goal at Denver (9/12/11). Tied an NFL single-game mark with three field goals of 50 yards or longer at Houston (10/9/11).
- * Has made five field goals in a game four times and a career-high six vs. Chicago (11/27/11).
- * Set an NFL record for longest overtime field goal, a 57-yarder vs. the Jets (10/19/08). Tied an NFL record with four field goals in one quarter at Chicago (10/5/03).
- * In 2012, became one of just nine kickers in NFL history to make at least 91.2% of his field goals during a season while being perfect from 49 yards or less.
- * Just the fifth kicker ever drafted in the first round of the NFL Draft.
- * Selected to first Pro Bowl in 2011 and was an alternate in 2012 and 2016. Received All-Pro recognition from Sports Illustrated in 2009 and was an AP All-Pro in 2011.
- * A record-setting kicker with outstanding leg strength and accuracy while with the Raiders. Holds Raiders all-time records for points (1,799), games played (268) and seasons of service (18). Set a team record with six field goals vs. Chicago (11/27/11). Set franchise record with 142 points in 2010. Played in 268 games and eight postseason contests, including Super Bowl XXXVII. Owns the highest field goal percentage in Raiders history at 80.4. Also set a Raiders record with a 76-yard field goal attempt vs. San Diego (9/28/08).

PRO BOWLER & ALL-PRO

Second-team All-Pro: 2011



LONGEST-TENURED PLAYERS

Kicker Sebastian Janikowski enters his 19th NFL season in 2018, ranking third as the longest-tenured active NFL player.

LONGEST TENURED ACTIVE NFL PLAYERS

Years	Player
23	K Adam Vinatieri, Ind
20	K Phil Dawson, Ari
19	K Sebastian Janikowski, Sea
19	QB Tom Brady, NE
18	QB Drew Brees, NO



SIX-TIME PRO BOWLER



PROJECT 375

Co-Founder of the PROJECT 375 program, which helps improve the lives of those suffering from mental illness or disorders. Provides students with Mental Fitness Toolkits, which contains information regarding mental health facts and myths, contact information for the National Suicide Prevention Hotline and opportunities provided by PROJECT 375. Offers parents, teachers and staff of schools with Youth Mental Health First Aid training which is an eight-hour education program introducing the risk factors and warning signs of mental health problems in adolescents.

Honored at the Mental Health Alliance Gala. Recipient of The Lineman Institute 10,000 GoldStars Award, the No Stigmas-Hero Award, National Council for Behavioral Health-Speak Up Speak Out Award, International Bipolar Foundation Imagine Award, Human Resource Development Institute-No Mountain Too High Award and was The Israel Idonije Foundation-Humanitarian Honoree.



TWO-TIME ALL-PRO

First-team: 2012; Second-team: 2015

1,000-CAREER RECEPTIONS

Marshall has 969 receptions (16th in NFL history) in his career for 12,340 yards (22nd in NFL history) and 83 touchdowns (22nd NFL history).

He is 31 receptions from becoming the 15th player in NFL history with 1,000 career receptions.

CAREER HIGHLIGHTS

* **21 Receptions:** Set the NFL single-game record with 21 receptions at Indianapolis (12/13/09). He is also tied for third on that list with 18 catches vs. San Diego (9/14/08).

* Among active players this season, Marshall's 969 catches, 12,340 yards and 83 touchdowns rank second to only Arizona's Larry Fitzgerald.

* Has caught more than 100 passes in a season an NFL-record six times.

* He is one of only seven players in NFL history to catch at least 100 passes in three consecutive seasons (2007-09).

* Is the first NFL player to have 100-catch seasons with three different teams (Denver, Chicago, and N.Y. Jets). Holds both the Bears (118 in 2012) and Jets (109 in 2015) single-season receptions records.

* First player in NFL history to have 1,000-yard receiving seasons with four different teams.

* Became the third-fastest receiver in NFL history to reach 800 receptions.

* He is a six-time Pro Bowler (2008-09, 2011-13 and 2015) and was named first-team All-Pro with Chicago when he posted career-highs in receptions (118) and yards (1,508). Tied for the NFL-lead in touchdown receptions with Doug Baldwin in 2015 with a career-high 14 and was named second-team All-Pro that season.

* Recorded seven-consecutive 1,000-yard seasons from 2007-13.

* Has started 158 of 177 career games since being drafted by the Denver Broncos in the fourth-round (119th overall) of the 2006 NFL Draft, where he spent four seasons (2006-09). He played for Miami (2010-11), Chicago (2012-14), the N.Y. Jets (2015-16) and the N.Y. Giants last season, when his season was cut short after only five games.

SHAQUILL & SHAQUEM GRIFFIN

GRIFFIN AND MCCOURTY BROTHERS BECOME THE FIRST SETS OF TWINS TO PLAY A REGULAR SEASON GAME IN 90 YEARS

For the first time in NFL history, there are two sets of twin brothers currently on an NFL roster in Shaquill and Shaquem Griffin and New England's Devin and Jason McCourty.

Previously, according to Elias Sports Bureau, only two sets of twins have been teammates in an NFL regular season game.

The first occurred in 1926 when Gene and Tom Golsen played a game for the Louisville Cardinals and the second occurred 90 years ago when Earl and Myrl Goodwin played for the Pottsville Maroons.

THE GRIFFINS

Mother: Tangie

Father: Terry

Siblings: Andre and Burness

Birthdate: July 20, 1995 (Shaquill was born one minute before Shaquem).

AMNIOTIC BAND SYNDROME

Shaquem Griffin's left hand was amputated when he was four years old as the result of amniotic band syndrome, a congenital birth defect.

SHAQ VS. SHAQ

Shaquill and Shaquem's combine results:


	Shaquill	Shaquem
40-yard dash	4.38 sec	4.38 sec
Bench Press	17 reps	20 reps
Broad Jump	132.0 inches	117.0 inches
Arm Length	32 3/8 inches	32 1/8 inches
Hand Size	8 3/4 inches	9 inches

TWO INTERCEPTIONS (T6TH NFL)

With his two-interception performance on Monday Night Football at Chicago (9/17), Shaquill Griffin is tied for sixth-place in the NFL with two interceptions.



SHAQUILL



SHAQUEM

FOUR-TIME PRO BOWLER



803 CAREER TACKLES

Needs 11 tackles to pass Keith Butler for second-place on Seattle's all-time tackles list with 814. Safety Eugene Robinson holds the record with 984 tackles.

Is the first player in franchise history to record six-consecutive 100-tackle seasons, including recording an NFL-leading and franchise-record 167 in 2016.

Holds two of the top-five tackle seasons in club history (167 in 2016 and 140 in 2012).

LARGENT AWARD WINNER

In a vote by teammates last season, Wagner was named the Steve Largent Award winner, given to the player that best exemplifies the spirit, dedication and integrity of the Seahawks.

HALL OF FAME COMPANY

In Bobby Wagner's 92 games played, the Seahawks defense has allowed just 16.9 points per game (1,557 points) since 2012, which ranks second in Hall of Fame company.

In the nine games he has missed due to injury, the Seahawks defense has allowed 20.9 points per game (188 points) and the team is 5-4 in his absence.



Wagner's 16.9 points per game career average rank second among these Hall of Fame linebackers.



FOUR-TIME ALL-PRO

First-team: 2014, 2016, 2017

Second-team: 2015

IN THE RECORD BOOKS

MOST CAREER TACKLES, CLUB HISTORY

Player, Seasons	No.
Eugene Robinson, 1985-95	984
Keith Butler, 1978-87	813
Bobby Wagner, 2012-	803
Joe Nash, 1982-96	779
Chad Brown, 1997-04	744

MOST SINGLE-SEASON TACKLES, CLUB HISTORY

Player	Year	Total	Solo	Ast.
1. Bobby Wagner	2016	167	85	82
2. Terry Beeson	1978	153	n/a	n/a
3. Chad Brown	1998	150	119	31
4. Anthony Simmons	2000	147	119	28
5. Bobby Wagner	2012	140	86	54

449 SEAHAWKS RECEPTIONS

Last season vs. Arizona (12/31/17), Baldwin passed Darrell Jackson for fourth-place on Seattle's all-time receptions list.

MOST RECEPTIONS, CLUB HISTORY

- | | | | |
|----|------------|---------------------|--------------|
| 1. | 819 | Steve Largent | 1976-89 |
| 2. | 581 | Brian Blades | 1988-98 |
| 3. | 471 | John L. Williams | 1986-93 |
| 4. | 449 | Doug Baldwin | 2011- |
| 5. | 441 | Darrell Jackson | 2000-06 |

TWO-TIME PRO BOWLER**5,987 SEAHAWKS RECEIVING YARDS**

Baldwin ranks fourth in Seahawks history with 5,987 receiving yards.

MOST RECEIVING YARDS, CLUB HISTORY

- | | | | |
|----|--------------|---------------------|--------------|
| 1. | 13,089 | Steve Largent | 1976-89 |
| 2. | 7,620 | Brian Blades | 1988-98 |
| 3. | 6,445 | Darrell Jackson | 2000-06 |
| 4. | 5,987 | Doug Baldwin | 2011- |
| 5. | 4,859 | Bobby Engram | 2001-08 |

44 SEAHAWKS RECEIVING TOUCHDOWNS

Last season at the N.Y. Giants (10/22/17), Baldwin moved in to third-place on Seattle's all-time receiving touchdowns list.

MOST RECEIVING TOUCHDOWNS, CLUB HISTORY

- | | | | |
|----|-----------|---------------------|--------------|
| 1. | 100 | Steve Largent | 1976-89 |
| 2. | 47 | Darrell Jackson | 2000-06 |
| 3. | 44 | Doug Baldwin | 2011- |
| 4. | 37 | Joey Galloway | 1995-99 |
| 5. | 36 | Daryl Turner | 1984-87 |

COMMUNITY ACTION

On June 19, Baldwin was named a finalist for ESPN's Muhammad Ali Humanitarian Award, which is given to, as described in a press release from ESPN, "an athlete whose continuous, demonstrated leadership has created a measured positive impact on their community through sports. The candidate must embrace the core principles that Muhammad Ali embodied so well, including confidence, conviction, dedication, giving and respect."

ESPN recapped of Baldwin: The son of a police officer, Baldwin feels uniquely positioned to pursue conversation and solutions about the issues facing law enforcement and the communities they serve. Following several police-involved shootings with unarmed African American men, Baldwin has continually utilized his platform to raise and donate funds, participate in conversations, advocate for changing of state and federal laws, and pursue systemic change. He has met with over 100 local and state elected officials, organizations, community members, law enforcement and other key stakeholders to gain first-hand insight, seek opportunities to create open dialogue and ultimately create change. Baldwin also partnered with the City of Renton, home of the Seahawks training center, to build the Family First Community Center, helping to create pathways for success for local underserved families.

He has been involved in his community in a number of ways, ranging from the Family First Community Center to his role in helping lead the creation of the Seahawks Players Equality & Justice for All Action Fund, which in December announced its first seven grants. Recently, the Seahawks Players Action Fund announced it was partnering with Pearl Jam in the Seattle band's effort to fight homelessness. Dating back to 2016, Baldwin has been a big part of the team's effort to build a bridge between local law enforcement agencies and the communities they serve, and last year he co-wrote a letter with NFL commissioner Roger Goodell that was sent to the Senate Judiciary Committee, calling for criminal justice reform. Baldwin also helped support Initiative 940, which called for "law enforcement to receive violence de-escalation, mental-health, and first-aid training, and provide first-aid; and change standards for use of deadly force, adding a 'good faith' standard and independent investigation." In March, Governor Jay Inslee signed 940 into law.





PLAYER NOTES

#4 P MICHAEL DICKSON

46.5 PUNT AVERAGE

Rookie Michael Dickson supplanted long-time and franchise-record holder Jon Ryan this season and he currently ranks 14th in the NFL in punt average (46.5), tenth in net average (41.7) and ninth in punts landing inside the 20 (10).

Ryan holds the franchise records for average (46.6 in 2011) and net average (40.8 in 2012) in a single-season.

His net punting average of 57.5 at Denver (9/9) was the highest net punting average in a game by a Seahawks player that punted at least four times in franchise history (Jon Ryan had a net average of 58.3 on three punts at Dallas (11/6/11).

After growing up in Australia, playing Australian Rules Football, Dickson transitioned to American football and played three years at the University of Texas. He was the recipient of the Ray Guy Award as the nation's best punter in 2017 and was named the most valuable player in the Longhorns victory over Missouri in the Texas Bowl.

#16 WR TYLER LOCKETT

46.5 YARDS PER TOUCHDOWN

Associated Press All-Pro: 2015 (First-Team, Return Specialist) **2016** (Second-Team, Kickoff Returner) **2017** (Second-Team, Kickoff Returner)

Since 2015, Tyler Lockett has averaged 46.5 yards per touchdown, good for the second-highest yards per touchdown average in the NFL.

HIGHEST YARDS PER TOUCHDOWN SINCE 2015, NFL (MIN. 10 TD)

Player	TD	Yards	Avg.
Tyreek Hill, KC	24	1,198	49.9
Tyler Lockett, Sea	17	791	46.5
DeSean Jackson, TB	14	634	45.3

TYLER LOCKETT CAREER TOUCHDOWNS (17)

57-yard punt return at St. Louis (9/13/15)
 105-yard kickoff return vs. Chicago (9/27/15)
 43-yard reception at San Francisco (10/22/15)
 24-yard & 11-yard receptions vs. San Francisco (11/22/15)
 49-yard & 8-yard receptions at Baltimore (12/13/15)
 27-yard reception vs. Cleveland (12/20/15)
 75-yard rush vs. Carolina (12/4/16)
 57-yard reception vs. L.A. Rams (12/15/16)
 1-yard reception vs. Philadelphia (12/3/17)
 74-yard reception at Jacksonville (12/10/17)
 99-yard kickoff return vs. Arizona (12/31/17)
 51-yard reception at Denver (9/9/18)
 19-yard reception at Chicago (9/17/18)
 52-yard reception vs. Dallas (9/23/18)
 39-yard reception vs. L.A. Rams (10/7/18)

NFL-BEST 5,900 COMBINED YARDS SINCE 2015

Tyler Lockett's versatility as a three-time All-Pro returner, receiver and rusher has placed him as the NFL leader in combined yards since 2015.

MOST COMBINED YARDS IN NFL SINCE 2015

	Rec.	Rush.	KO Ret.	Punt Ret.	Total Yds.
Tyler Lockett	2,163	203	2,589	945	5,900
Antonio Brown	5,024	37	23	413	5,497
Julio Jones	5,288	26	0	0	5,314
Todd Gurley	1,533	3,711	0	0	5,244
Jarvis Landry	3,661	123	316	610	4,710

#27 MIKE DAVIS & #32 CHRIS CARSON

BACK-TO-BACK-TO-BACK 100-YARD RUSHERS

Running back Chris Carson rushed for his first 100-yard games in Weeks 3 and 5 with Mike Davis adding his first-career 100-yard game in Week 4.

Carson gained 102 yards vs. Dallas (9/23) and became Seattle's first 100-yard rusher since Thomas Rawls gained 106 vs. Carolina (12/4/16, 22 games), while his career-high 32 carries were the most by a Seahawks player since Rawls' 30 carries vs. San Francisco (11/22/15, 40 games). He then set his career-high with 116 yards vs. L.A. Rams (10/7).

Davis recorded career-highs in carries (21), yards (101) and touchdowns (2) at Arizona (9/30).

With the return of guard D.J. Fluker to the lineup after missing the first two games, **he has helped Seattle average 158.0 yards rushing per game from Weeks 3-5**, compared to 69.0 yards per game the first two weeks of the season.

#30 SS BRADLEY MCDOUGALD

TWO INTERCEPTIONS & 68 GP STREAK

Bradley McDougald's two interceptions are tied for sixth in the NFL this season.

Over his time with Tampa Bay and Seattle, his 68 consecutive games played ranks fifth among active safeties in the NFL.

MOST CONSECUTIVE GAMES PLAYED BY A S, ACTIVE STREAK

Glover Quin, Det	137
Reggie Nelson, Oak	81
Malcolm Jenkins, Phi	76
Ha Ha Clinton-Dix, GB	69
Bradley McDougald, Sea	68



PLAYER NOTES

#50 LB K.J. WRIGHT

1,001 COMBINED TACKLES WITH BOBBY WAGNER



2016

K.J. Wright (456 tackles) and Bobby Wagner (545) have combined for 1,001 tackles since the 2014 season, ranking first in the NFL over that time.

Wright earned his first Pro Bowl nod after the 2016 season when he set career-highs in tackles (126) and sacks (4.0).

Wright also ranks seventh in franchise history with 694 tackles, needing 25 tackles to pass Ring of Honor member Jacob Green for sixth-place in franchise history.

#51 LB BARKEVIOUS MINGO

WHAT'S IN A NAME

Barkevious is a unique name and it has led to nicknames such as KeKe. In an LSUnow.com article written by Rachel Whittaker in October of 2010, we learn the origin of the acclaimed first name.

"Mingo's mother said she derived the name Barkevious by adding the first three letters of her name, Barbara, to the name she liked, Kevious. His brothers' names, Hugh and Hughtavious, were inspired by their father's name, Hugh Jr., and they have two half-siblings named Hughmetrious and Hughlisha."

In 2009, Mingo was the recipient of the Name of the Year from nameoftheyear.com, earning the title as a No. 4 seed in a 64-name bracket. He defeated No. 1 seed Iris Macadangdang claiming 54-percent of 10,400-plus votes that were cast.

#55 DE FRANK CLARK

25.0 SACKS IN SEAHAWKS CAREER

Frank Clark, Seattle's 2015 second-round draft choice (63rd overall), will be looked upon this year to fill the departures of Cliff Avril and Michael Bennett.

Clark became a full-time starter last season when Avril's career ended due to a neck injury and in his **last 11 games he has recorded 7.5 sacks, 15 quarterback hits**, one interception and two forced fumbles.

He posted a career-high 10.0 sacks in 2016 and followed that up with a team-leading 9.0 last season.

Clark has three of Seattle's 10 team-sacks this season.

#76 T DUANE BROWN

FOUR-TIME PRO BOWLER



Associated Press All-Pro: 2011 (Second-Team) 2012 (First-Team)

On November 1, 2017, Seattle traded its 2018 third-round pick (#80, T Martinas Rankin) and 2019 second-round pick to Houston for T Duane Brown and a 2018 fifth-round pick (#141, LB Shaquem Griffin) to solidify the left side of its offensive line.

On July 28, the Seahawks signed Brown to a multi-year extension.

#78 D.J. FLUKER

158.0 RUSHING YARDS OVER THE LAST 3 GAMES

With the return of right guard D.J. Fluker to the lineup after missing the first two games of the season (hamstring), and Seattle's commitment to the run game, the Seahawks have averaged 158.0 rushing yards per game over the last three games.

RUSHING YARDS WITH AND WITHOUT D.J. FLUKER IN LINEUP

Without Fluker		With Fluker	
at Denver	64	vs. Dallas	113
at Chicago	74	at Arizona	171
		vs. L.A. Rams	190

#90 JARRAN REED

CAREER-BEST START

Third-year defensive tackle Jarran Reed is off to the best start of his career with a career-high and tying for the team-lead with 3.0 sacks, eclipsing his former high of 1.5 sacks each in 2016 and 2017.

He is also on pace for 67 tackles, which would surpass last year's career-high of 45 tackles.



PETE CARROLL

SIXTH-WINNINGEST ACTIVE HEAD COACH (BELICHICK, REID, MCCARTHY, LEWIS, TOMLIN)

Pete Carroll ranks 32nd in NFL history with 124 combined wins and was the 39th coach in NFL history with 100 wins in the regular season.

MOST COMBINED WINS IN NFL HISTORY

Coach	Regular Season				Postseason			Combined			
	W	L	T	Pct.	W	L	Pct.	W	L	T	Pct.
26. Mike McCarthy, GB	123	72	2	.629	10	8	.556	133	80	2	.623
27. Marvin Lewis, Cin	129	113	3	.533	0	7	.000	129	120	3	.518
28. Mike Ditka	121	95	0	.560	6	6	.500	127	101	0	.557
29. Mike Tomlin, Pit	118	62	1	.655	8	7	.533	126	69	1	.645
Dick Vermeil	120	109	0	.524	6	5	.545	126	114	0	.525
31. Jim Mora	125	106	0	.541	0	6	.000	125	112	0	.527
32. Pete Carroll, Sea	114	82	1	.581	10	7	.588	124	89	1	.582
George Seifert	114	62	0	.648	10	5	.667	124	67	0	.649

124 CAREER WINS FOR PETE CARROLL (REGULAR & POSTSEASON)

Pete Carroll became the 43rd head coach in NFL history with 100 combined wins.

Year	Team	W	L	T	Pct.	Finish
1994	N.Y. Jets	6	10	0	.375	5th, AFC East
1997	New England	10	6	0	.625	1st, AFC East
						Wild Card victory vs. Miami, 17-3
						Divisional Playoff loss at Pittsburgh, 7-6
1998	New England	9	7	0	.563	4th, AFC East
						Wild Card loss at Jacksonville, 25-10
1999	New England	8	8	0	.500	T4th, AFC East
2010	Seattle	7	9	0	.438	1st, NFC West
						Wild Card victory vs. New Orleans, 41-36
						Divisional Playoff loss at Chicago, 35-24
2011	Seattle	7	9	0	.438	3rd, NFC West
2012	Seattle	11	5	0	.688	2nd, NFC West
						Wild Card victory at Washington, 24-14
						Divisional Playoff loss at Atlanta, 30-28
2013	Seattle	13	3	0	.813	1st, NFC West
						Divisional Playoff victory vs. New Orleans, 23-15
						Championship Game victory vs. San Francisco, 23-17
						Super Bowl XLVIII victory vs. Denver, 43-8
2014	Seattle	12	4	0	.750	
						Divisional Playoff victory vs. Carolina, 31-17
						Championship Game victory vs. Green Bay, 28-22
						Super Bowl XLIX loss vs. New England, 28-24
2015	Seattle	10	6	0	.600	2nd, NFC West
						Wild Card victory at Minnesota, 10-9
						Divisional Playoff loss at Carolina, 31-24
2016	Seattle	10	5	1	.656	1st, NFC West
						Wild Card victory vs. Detroit, 26-6
						Divisional Playoff loss at Atlanta, 36-20
2017	Seattle	9	7	0	.563	2nd, NFC West
2018	Seattle	2	2	0	.500	
Reg. Season (13 Yrs.)		114	81	1	.584	
Postseason (8 Yrs.)		10	7	0	.588	
Combined Record		124	88	1	.585	



CENTURYLINK FIELD ENHANCEMENTS

On August 8, the Seahawks announced enhancements to the fan experience on gamedays at CenturyLink Field.

Fans will enjoy a variety of delicious new food options from First & Goal Hospitality (FGH), which launched in 2017 and operates all general concessions and premium dining at CenturyLink Field. With a focus on locally-sourced ingredients, new featured food offerings for 2018 include:

- **Specialty Hot Dogs** - new specialties include a Kimchi Dog, Southwestern Dog and Vegan Dog. The Kimchi is locally-sourced from Firefly Kimchi in Ballard. The Vegan Dog is Gluten Free and made from fava protein. The new specialty hot dogs will be served at all Seattle Dogs locations in sections 109, 124, 135, 149, 313, 324 and 331.
- **Pork Belly Sammie** - featuring locally-sourced pork belly and inspired by a Northwest favorite, the Bahn Mi. Served at Pioneer Square locations in sections 105 and 323.
- **Fiesta Bowl** - Mexican rice, black beans, pulled chicken tinga, pico de gallo, cilantro slaw and chipotle cream make this a fun Gluten Free twist on the traditional burrito. Located at the La Cantina stand in section 339. A pork option is also sold in section 113.
- **Pizza Hut** is the new exclusive pizza partner of the Seahawks. Pizza Hut will be added to the stadium food offerings during the NFL regular season.

New this year during pregame, Touchdown City will feature \$5 domestic beer, \$6 premium beer, \$3 hot dogs, nachos, soda and water. In the CenturyLink Field North Plaza, fans are invited pregame to enjoy a live DJ, \$5 domestic beer, \$6 premium beer, \$3 hot dogs, nachos and water, along with lawn games and various activities.

Fans looking for a special value during the game can try the "12s Combo," which includes two hot dogs, two waters and a bag of popcorn for \$12. The "12s Combo" is available at any Seattle Dog location.

Safety and security continue to be a top priority for the stadium. Earlier in 2018, CenturyLink Field received Safety Act Designation and Certification from the U.S. Department of Homeland Security. The Seahawks are now the first NFL team to offer CLEAR to speed fans through stadium security and to enable frictionless concessions purchases with the tap of a finger. Get into the game with CLEAR at the Northwest and Southwest gates and use CLEAR to buy food and drinks with just your fingerprints - no ID or credit card required - in the Club Level at Sodo Cucina in sections 210 and 236. Enrollment for CLEAR Sports is free and can be used immediately. Fans can register on-site at the stadium, or in advance at

www.clearme.com/seahawks. Fans who already have CLEAR will be able to use it at CenturyLink for access and concessions. CLEAR security lanes open two hours before kickoff.

Fans are encouraged to download the Seahawks Mobile App for an enhanced gameday experience. Season ticket and single game ticket holders will notice new and improved in-app mobile ticketing, including the ability to view, transfer or sell tickets directly via the "Manage Mobile Tickets" option in the app. Season Ticket Holders will receive an in-app mobile discount card to receive 15% off Seahawks merchandise at the Seahawks Pro Shop. The app also allows fans quick access to a variety of stats, extensive gameday information and the "Eye of the Hawk" video feature with live and on-demand video from eight different angles. New this season, fans within 75 miles of CenturyLink Field will be able to stream the live radio broadcast from Seahawks radio flagship stations 710 ESPN and 97.3 KIRO FM directly in the app. All four preseason TV games will be available to fans in-market via seahawks.com and the Seahawks Mobile App.

OTHER OFFERS FOR FANS INCLUDE:

Lyft - the preferred Seahawks Ride Share Partner will offer exclusive specials to Seahawks fans on gameday via Beacon technology push notifications. Visit seahawks.com/gameday for more on transportation options and pick-up/drop-off locations.

Freemiums - keep an eye on the game for various freemiums for ticket holders and fans. New this season, northwest favorite Taco Time will provide all fans with a free crisp taco via the Taco Time Northwest App the Tuesday following any game with a rushing touchdown. Great Clips will offer a free haircut when the Seahawks have three takeaways. Jack in the Box will offer a free Jumbo Jack when the Seahawks achieve a sack. McDonald's will offer meal deals via the McDonald's App following each game when the Seahawks are in the redzone. And when the Seahawks execute a big play, IHOP will offer a free short stack of three buttermilk pancakes.

American Express - for each designated Seahawks on-field play, card members will receive varied offers for Seahawks online merchandise via Twitter. Fans in the Club Level or Field Seats will also receive 10% off when they use their American Express card for in-seat ordering via the Seahawks Mobile App.

SEATTLE SEAHAWKS / WEEK 5 / THROUGH MONDAY, OCTOBER 8, 2018

WON 2, LOST 3				* RUSHING				No.		Yds		Avg		Long		TD											
09/09	L	24-27	at Denver	76,761	Carson	64	293	4.6	24	1																	
09/17	L	17-24	at Chicago	57,960	M. Davis	36	172	4.8	37	3																	
09/23	W	24-13	Dallas	69,047	Penny	29	92	3.2	15	0																	
09/30	W	20-17	at Arizona	61,845	Wilson	11	42	3.8	10	0																	
10/07	L	31-33	L.A. Rams	68,893	Lockett	2	11	5.5	6	0																	
10/14			at Oakland		Madden	1	2	2.0	2	0																	
10/28			at Detroit		TEAM	143	612	4.3	37	4																	
11/04			L.A. Chargers		OPPONENTS	136	645	4.7	56	4																	
11/11			at L.A. Rams		* RECEIVING	No. Yds		Avg		Long		TD															
11/15			Green Bay		Lockett	20	347	17.4	52t	4																	
11/25			at Carolina		Vannett	12	110	9.2	32	0																	
12/02			San Francisco		Marshall	10	125	12.5	27	1																	
12/10			Minnesota		Dissly	8	156	19.5	66	2																	
12/16			at San Francisco		M. Davis	8	36	4.5	16	0																	
12/23			Kansas City		J. Brown	6	68	11.3	19	1																	
12/30			Arizona		Carson	6	61	10.2	19	0																	
			Sea.	Opp.	Baldwin	6	42	7.0	18	0																	
TOTAL FIRST DOWNS				87	110	5	77	15.4	30t	2																	
Rushing				32	37	4	35	8.8	15	0																	
Passing				45	60	3	22	7.3	8	0																	
Penalty				10	13	1	7	7.0	7	0																	
3rd Down: Made/Att				21/63	20/58	89	1086	12.2	66	10																	
3rd Down Pct.				33.3	34.5	107	1198	11.2	43t	8																	
4th Down: Made/Att				1/2	3/4	* INTERCEPTIONS		No. Yds		Avg		Long		TD													
4th Down Pct.				50.0	75.0	3	25	8.3	25	0																	
POSSESSION AVG.				29:06	30:54	2	39	19.5	39	0																	
TOTAL NET YARDS				1581	1775	2	8	4.0	8	0																	
Avg. Per Game				316.2	355.0	1	26	26.0	26	0																	
Total Plays				303	312	1	0	0.0	0	0																	
Avg. Per Play				5.2	5.7	9	98	10.9	39	0																	
NET YARDS RUSHING				612	645	3	49	16.3	49t	1																	
Avg. Per Game				122.4	129.0	* PUNTING		No. Yds		Avg		Net		TB		In		Lg		B							
Total Rushes				143	136	29	1348	46.5	41.7	2	10	69	0														
NET YARDS PASSING				969	1130	29	1348	46.5	41.7	2	10	69	0														
Avg. Per Game				193.8	226.0	22	1004	45.6	41.7	0	9	56	0														
Sacked/Yards Lost				18/117	10/68	* PUNT RETURNS		Ret FC		Yds		Avg		Long		TD											
Gross Yards				1086	1198	12	5	86	7.2	19	0																
Att./Completions				142/89	166/107	12	5	86	7.2	19	0																
Completion Pct.				62.7	64.5	12	4	98	8.2	32	0																
Had Intercepted				3	9	* KICKOFF RETURNS		No. Yds		Avg		Long		TD													
PUNTS/AVERAGE				29/46.5	22/45.6	8	182	22.8	42	0																	
NET PUNTING AVG.				29/41.7	22/41.7	3	65	21.7	23	0																	
PENALTIES/YARDS				37/256	33/253	1	18	18.0	18	0																	
FUMBLES/BALL LOST				10/2	5/2	12	265	22.1	42	0																	
TOUCHDOWNS				14	13	12	278	23.2	40	0																	
Rushing				4	4	* FIELD GOALS		1-19		20-29		30-39		40-49		50+											
Passing				10	8	0/ 0	0/ 0	1/ 2	2/ 3	3/ 4																	
Returns				0	1	0/ 0	0/ 0	1/ 2	2/ 3	3/ 4																	
* SCORE BY PERIODS				Q1	Q2	Q3	Q4	OT	PTS	OPPONENTS		1/ 1		2/ 2		2/ 2		0/ 1		3/ 4							
TEAM				21	33	31	31	0	116	Janikowski: (35G,46N)(56G)(47G)(38N,52N,40G,52G)																	
OPPONENTS				21	36	13	44	0	114	(52G)																	
* SCORING				TD-Ru-Pa-Rt				K-PAT		FG S		PTS		OPP: (51G,53G)(25G)(50G,35G)(23G,50N,45N)(19G,													
Janikowski				0	0	0	0	14/14	6/ 9	0	32	39G)															
Lockett				4	0	4	0			0	24																
M. Davis				3	3	0	0			0	18																
Dissly				2	0	2	0			0	12																
Moore				2	0	2	0			0	12																
J. Brown				1	0	1	0			0	6																
Carson				1	1	0	0			0	6																
Marshall				1	0	1	0			0	6																
TEAM				14	4	10	0	14/14	6/ 9	0	116																
OPPONENTS				13	4	8	1	12/13	8/10	0	114																
2-Pt Conv: TM 0-0, OPP 0-0																											
SACKS: Clark 3, J. Reed 3, Kendricks 2,																											
Mingo 1, (group) 1, TM 10, OPP 18																											
FUM/LOST: Wilson 6/1, Carson 1/1,																											
Lockett 1/0, Moore 1/0, Vannett 1/0																											
* PASSING				Att		Cmp		Yds		Cmp%		Yds/Att		TD		TD%		Int		Int%		Long		Sack/Lost		Rating	
Wilson				142	89	1086	62.7	7.65	10	7.0	3	2.1	66	18/	117	100.9											
TEAM				142	89	1086	62.7	7.65	10	7.0	3	2.1	66	18/	117	100.9											
OPPONENTS				166	107	1198	64.5	7.22	8	4.8	9	5.4	43t	10/	68	79.3											



DEFENSIVE STATISTICS

	Total	Solo	Assist	Sacks	Yards	QH	Int	PD	FF	FR
McDougald, B.	32	29	3	0	0	0	2	5	1	1
Wagner, B.	27	14	13	0	0	1	0	4	0	0
Flowers, T.	26	22	4	0	0	0	0	3	1	0
Thomas, E.	22	16	6	0	0	0	3	5	0	0
Griffin, Shaquill	21	17	4	0	0	0	2	3	0	0
Reed, J.	21	16	5	3.0	28.0	4	0	0	0	0
Mingo, B.	17	14	3	1.0	10.0	2	0	0	0	0
Kendricks, M.	15	13	2	2.0	14.0	3	0	1	0	0
Calitro, A.	14	11	3	0	0	0	0	1	0	0
Thompson, T.	13	11	2	0	0	0	1	1	0	0
Clark, F.	10	10	0	3.0	8.0	5	1	1	1	0
Coleman, J.	9	7	2	0	0	0	0	4	0	1
Jefferson, Q.	8	6	2	0	0	7	0	0	0	0
King, A.	6	5	1	0	0	0	0	0	0	0
Stephen, S.	6	2	4	0	0	0	0	0	0	0
Green, R.	4	4	0	0	0	0	0	0	0	0
Jackson, B.	4	3	1	0	0	0	0	0	0	0
Griffin, Shaquem	3	3	0	0	0	0	0	0	0	0
Jones, N.	2	1	1	0	0	1	0	0	0	0
Jordan, D.	2	1	1	0	0	1	0	1	0	0
Ford, P.	1	1	0	0	0	1	0	0	0	0
Hill, D.	1	1	0	0	0	0	0	0	0	0
Martin, J.	1	1	0	0	0	0	0	0	0	0
TEAM	1	0	0	1.0	8.0	0	0	0	0	0

SPECIAL TEAMS TACKLES

	Total	Solo	Assist	FF	FR	Blocks
Griffin, Shaquem	4	4	0	0	0	0
Alexander, M.	3	2	1	0	0	0
Coleman, J.	3	3	0	0	0	0
Calitro, A.	2	2	0	0	0	0
Brown, J.	2	1	1	0	0	0
King, A.	2	1	1	0	0	0
Luani, S.	2	2	0	0	0	0
Madden, T.	2	2	0	0	0	0
Thorpe, N.	2	2	0	0	0	0
Daniels, D.	1	1	0	0	0	0
Davis, M.	1	1	0	0	0	0
Martin, J.	1	1	0	0	0	0
Mingo, B.	1	1	0	0	0	0

FUMBLES

	Fum	Lost	Own-Rec	O.B.
Wilson, R.	6	1	1	0
Carson, C.	1	1	0	0
Lockett, T.	1	0	0	1
Moore, D.	1	0	1	0
Vannett, N.	1	0	0	1
Penny, R.	0	0	2	0
Pocic, E.	0	0	1	0
Sweezy, J.	0	0	1	0



23



TRANSACTIONS

9/1 cont.	Released	RB Justin Stockton	9/19	Released from practice sq.	LB Tre'Von Johnson
		WR Damore'ea		Signed to practice squad	RB Lavon Coleman
		Stringfellow			C Marcus Henry
		TE Tyrone Swoopes	9/25	Released from practice sq.	C Marcus Henry
		WR Malik Turner		Signed to practice squad	LB Azeem Victor
		S Mike Tyson		Released	TE Darrell Daniels
		TE Clayton Wilson		Signed from practice squad	DE Branden Jackson
Terminated contract		S Maurice Alexander	9/26	Signed to practice squad	TE Darrell Daniels
Placed on injured reserve		QB Austin Davis	10/2	Placed on injured reserve	TE Will Dissly
		T Jamarco Jones			S Earl Thomas
		CB Byron Maxwell		Suspended by commissioner	LB Mychal Kendricks
		LB Erik Walden	10/3		
Waived/injured		DE Ricky Ali'ifua		Signed from practice squad	TE Darrell Daniels
		LB Emmanuel Beal		Signed	FS T.J. Green
		S. T.J. Mutcherson			SS Maurice Alexander
		TE Ed Dickson			(2,041st transaction since 2010)
		WR Marcus Johnson			
		TE Darrell Daniels			
		2019 7th-Rd. Pick			
		S Shalom Luani			
9/2	Released	DE Branden Jackson			
		G Rees Odhiambo			
	Claimed	G Jordan Simmons			
		CB Simeon Thomas			
9/3	Placed on injured reserve	RB J.D. McKissic			
	Claimed	LB Jermaine Grace			
	Signed to practice squad	RB Lavon Coleman			
		DT Frank Herron			
		CB Akeem King			
		TE Marcus Lucas			
		QB Alex McGough			
		T Elijah Nkansah			
		WR Keenan Reynolds			
		G Jordan Roos			
		WR Caleb Scott			
		LB Antwione Williams			
9/5	Released from practice sq.	LB Antwione Williams			
	Signed to practice squad	DE Branden Jackson			
9/8	Released	CB Simeon Thomas			
	Placed on injured reserve	CB Dontae Johnson			
	Signed from practice squad	CB Akeem King			
	Activated from exempt list	S Earl Thomas			
9/12	Released	S Shalom Luani			
	Signed from practice squad	WR Keenan Reynolds			
	Released from practice sq.	DT Frank Herron			
	Signed to practice squad	CB Simeon Thomas			
		WR Malik Turner			
9/13	Signed to practice squad	S Shalom Luani			
9/14	Released from practice sq.	RB Lavon Coleman			
	Signed to practice squad	Tre'Von Johnson			
	Waived/injured	LB Jermaine Grace			
	Signed	LB Mychal Kendricks			
9/15	Released	DT Tom Johnson			
	Signed from practice squad	S Shalom Luani			



PARTICIPATION CHART

Game Date	1 9/9 @Den	2 9/17 @Chi	3 9/23 Dal	4 9/30 @Ari	5 10/7 LAR	6 10/14 @Oak	7 10/28 @Det	8 11/4 LAC	9 11/11 @LAR	10 11/15 GB	11 11/25 @Car	12 12/2 SF	13 12/10 Min	14 12/16 @SF	15 12/23 KC	16 12/30 Ari	G	S	IN	DNP
Game	@Den	@Chi	Dal	@Ari	LAR	@Oak	@Det	LAC	@LAR	GB	@Car	SF	Min	@SF	KC	Ari				
Alexander, M.					sub												1	0	0	0
Baldwin, D.	WR	in	in	WR	WR												3	3	2	0
Britt, J.	C	C	sub	C	C												5	4	0	0
Brown, D.	LT	LT	LT	LT	LT												5	5	0	0
Brown, J.	wr	wr	WR	wr	wr												5	1	0	0
Calitro, A.	lb	MLB	OLB	lb	lb												5	2	0	0
Carson, C.	RB	RB	RB	in	RB												4	4	1	0
Clark, F.	RDE	RDE	RDE	RDE	RDE												5	5	0	0
Coleman, J.	cb	cb	cb	cb	CB												5	1	0	0
Daniels, D.	sub	sub	sub	ps	TE												4	1	0	0
Davis, M.	in	rb	rb	RB	rb												4	1	1	0
Dickson, M.	p	p	p	p	p												5	0	0	0
Dissly, W.	TE	TE	TE	TE	ir												4	4	0	0
Fant, G.	t	sub	sub	t	t												5	0	0	0
Flowers, T.	RCB	in	RCB	RCB	RCB												4	4	1	0
Fluker, D.	in	in	RG	RG	RG												3	3	2	0
Ford, P.	in	dt	in	dt	dt												3	0	2	0
Grace, J.	sub																1	0	0	0
Green, R.	de	de	de	in	in												3	0	2	0
Green, T.					in												0	0	1	0
Griffin, Shaquem	OLB	sub	sub	sub	sub												5	1	0	0
Griffin, Shaquill	LCB	LCB	LCB	LCB	LCB												5	5	0	0
Hill, D.	s	in	in	s	s												3	0	2	0
Hundley, B.	dnp	dnp	dnp	dnp	dnp												0	0	0	5
Hunt, J.	sub	c	C	sub	sub												5	1	0	0
Ifedi, G.	RT	RT	RT	RT	RT												5	5	0	0
Jackson, B.	ps	ps	ps	de	de												2	0	0	0
Janikowski, S.	k	k	k	k	k												5	0	0	0
Jefferson, Q.	LDE	LDE	LDE	LDE	LDE												5	5	0	0
Johnson, T.	RDT																1	1	0	0
Jones, N.	in	dt	dt	dt	in												3	0	2	0
Jordan, D.	de	de	de	in	de												4	0	1	0
Kendricks, M.		OLB	lb	OLB	sus												3	2	0	0
King, A.	cb	RCB	sub	sub	dnp												4	1	0	1
Lockett, T.	WR	WR	WR	WR	WR												5	5	0	0
Luani, S.	in	dnp	sub	in	dnp												1	0	2	2
McDougald, B.	SS	SS	SS	SS	SS												5	5	0	0
Madden, T.	fb	fb	fb	fb	fb												5	0	0	0
Marshall, B.	wr	WR	WR	wr	wr												5	2	0	0
Martin, J.	lb	lb	lb	lb	lb												5	0	0	0
Mingo, B.	OLB	OLB	OLB	OLB	OLB												5	5	0	0
Moore, D.	wr	wr	wr	WR	wr												5	1	0	0
Ott, T.	ls	ls	ls	ls	ls												5	0	0	0
Penny, R.	rb	rb	rb	rb	sub												5	0	0	0
Pocic, E.	LG	LG	in	in	in												2	2	3	0
Proise, C.	rb	rb	in	rb	in												3	0	2	0
Reed, J.	LDT	LDT	LDT	LDT	LDT												5	5	0	0
Reynolds, K.	ps	wr	wr	in	in												2	0	2	0
Simmons, J.	in	in	in	sub	dnp												1	0	3	1
Stephen, S.	dt	RDT	RDT	RDT	RDT												5	4	0	0
Sweezy, J.	RG	RG	LG	LG	LG												5	5	0	0
Thomas, E.	FS	FS	FS	FS	ir												4	4	0	0
Thompson, T.	s	s	s	s	FS												5	1	0	0
Thorpe, N.	sub	sub	sub	sub	sub												5	0	0	0
Vannett, N.	TE	TE	te	te	TE												5	3	0	0
Wagner, B.	MLB	in	MLB	MLB	MLB												4	4	1	0
Wilson, R.	QB	QB	QB	QB	QB												5	5	0	0
Wright, K.	in	in	in	in	in												0	0	5	0

CAPS - starter; lower case - substitute at position; sub - special teams only; dnp - did not play; in - inactive; ps - practice squad; ir - injured reserve; nfi - non-football injury; sus - suspended, pup - physically unable to perform, exp - exempt



HOW BUILT

Year	By Draft	Trade/Waivers/Practice Squad	Free Agents	By Experience
2018	RB Rashaad Penny (1)	TE Darrell Daniels (T)	2018	K Sebastian Janikowski 19
	DE Rasheem Green (3)	QB Brett Hundley (T)	S Maurice Alexander	WR Brandon Marshall 13
	LB Shaquem Griffin (5a)	G Jordan Simmons (W)	WR Jaron Brown (UFA)	T Duane Brown 11
	CB Tre Flowers (5b)		LB Austin Calitro	WR Doug Baldwin 8
	P Michael Dickson (5c)		G D.J. Fluker (UFA)	LB K.J. Wright 8
	LB Jacob Martin (6)		DT Poona Ford	G J.R. Sweezy 7
			S T.J. Green	LB Bobby Wagner 7
			K Sebastian Janikowski (UFA)	QB Russell Wilson 7
			S Shalom Luani	WR Jaron Brown 6
			WR Brandon Marshall	G D.J. Fluker 6
			LB Barkevious Mingo (UFA)	S Bradley McDougald 6
			WR Keenan Reynolds	LB Barkevious Mingo 6
			DT Shamar Stephen (UFA)	CB Neiko Thorpe 6
2017	C/G Ethan Pocic (2b)	T Duane Brown (T)	DE Branden Jackson	S Maurice Alexander 5
	CB Shaquill Griffin (3a)	CB Justin Coleman (T)	DE Dion Jordan	C Justin Britt 5
	S Delano Hill (3b)	RB Mike Davis (W)	CB Akeem King	DE Dion Jordan 5
	DT Nazair Jones (3c)		S Bradley McDougald (UFA)	DT Shamar Stephen 5
	S Tedric Thompson (4)			DE Frank Clark 4
	WR David Moore (7a)			CB Justin Coleman 4
	RB Chris Carson (7b)			RB Mike Davis 4
2016	G/T Germain Ifedi (1)		T George Fant	QB Brett Hundley 4
	DT Jarran Reed (2)		FB Tre Madden	CB Akeem King 4
	RB C.J. Prosise (3a)		LS Tyler Ott	WR Tyler Lockett 4
	TE Nick Vannett (3b)		CB Neiko Thorpe	LS Tyler Ott 4
	DE Quinton Jefferson (5a)			T George Fant 3
	C Joey Hunt (6)			S T.J. Green 3
2015	DE Frank Clark (2)			C Joey Hunt 3
	WR Tyler Lockett (3)			G/T Germain Ifedi 3
2014	T Justin Britt (2b)			DE Branden Jackson 3
				DE Quinton Jefferson 3
2012	LB Bobby Wagner (2)			FB Tre Madden 3
	QB Russell Wilson (3)			RB C.J. Prosise 3
	G J.R. Sweezy (7a)			DT Jarran Reed 3
2011	LB K.J. Wright (4a)		WR Doug Baldwin	WR Keenan Reynolds 3
				TE Nick Vannett 3
				LB Austin Calitro 2
				RB Chris Carson 2
				TE Darrell Daniels 2
				CB Shaquill Griffin 2
				SS Delano Hill 2
				DT Nazair Jones 2
				SS Shalom Luani 2
				WR David Moore 2
				C/G Ethan Pocic 2
				G Jordan Simmons 2
				FS Tedric Thompson 2
				P Michael Dickson R
				CB Tre Flowers R
				DT Poona Ford R
				DE Rasheem Green R
				LB Shaquem Griffin R
				LB Jacob Martin R
				RB Rashaad Penny R

2018 Seattle Seahawks Alphabetical Roster (Updated 10/3/18)

No.	Name	Pos.	Ht.	Wt.	Birthdate	Age	Exp.	College	Hometown	Acquired
35	Alexander, Maurice	SS	6-2	220	2/16/1991	27	5	Utah State	St. Louis, Mo.	FA-'18
89	Baldwin, Doug	WR	5-10	192	9/21/1988	30	8	Stanford	Gulf Breeze, Fla.	FA-'11
68	Britt, Justin	C	6-6	315	5/29/1991	27	5	Missouri	Lebanon, Mo.	D2(b)-'14
76	Brown, Duane	T	6-4	315	8/30/1985	33	11	Virginia Tech	Richmond, Va.	T(Hou)-'17
18	Brown, Jaron	WR	6-3	204	1/8/1990	28	6	Clemson	Cheraw, S.C.	UFA(Ari)-'18
58	Calitro, Austin	LB	6-0	240	1/10/1994	24	2	Villanova	Danbury, Conn.	FA-'18
32	Carson, Chris	RB	5-11	222	9/16/1994	24	2	Oklahoma State	Lilburn, Ga.	D7(b)-'17
55	Clark, Frank	DE	6-3	265	6/14/1993	25	4	Michigan	Cleveland, Ohio	D2-'15
28	Coleman, Justin	CB	5-11	190	3/27/1993	25	4	Tennessee	Brunswick, Ga.	T(NE)-'17
87	Daniels, Darrell	TE	6-3	254	11/22/1994	23	2	Washington	Oakley, Calif.	T(Ind)-'18
27	Davis, Mike	RB	5-9	217	2/19/1993	25	4	South Carolina	Atlanta, Ga.	W(SF)-'17
4	Dickson, Michael	P	6-2	208	1/4/1996	22	R	Texas	Sydney, Australia	D5(c)-'18
74	Fant, George	T	6-5	322	7/19/1992	26	3	Western Kentucky	Bowling Green, Ky.	FA-'16
37	Flowers, Tre	CB	6-3	203	6/2/1995	23	R	Oklahoma State	Converse, Texas	D5(b)-'18
78	Fluker, D.J.	G	6-5	342	3/13/1991	27	6	Alabama	New Orleans, La.	UFA(NYG)-'18
97	Ford, Poona	DT	5-11	310	11/19/1995	22	R	Texas	Hilton Head, S.C.	FA-'18
40	Green, T.J.	FS	6-3	215	3/15/1995	23	3	Clemson	Sylacauga, Ala.	FA-'18
94	Green, Rasheem	DE	6-4	279	5/15/1997	21	R	USC	Los Angeles, Calif.	D3-'18
49	Griffin, Shaquem	LB	6-0	227	7/20/1995	23	R	Central Florida	St. Petersburg, Fla.	D5(a)-'18
26	Griffin, Shaquill	CB	6-0	198	7/20/1995	23	2	Central Florida	St. Petersburg, Fla.	D3(a)-'17
42	Hill, Delano	SS	6-1	216	11/26/1995	22	2	Michigan	Detroit, Mich.	D3(b)-'17
7	Hundley, Brett	QB	6-3	226	6/15/1993	25	4	UCLA	Chandler, Ariz.	T(GB)-'18
53	Hunt, Joey	C	6-2	299	2/22/1994	24	3	TCU	El Campo, Texas	D6-'16
65	Ifedi, Germain	G/T	6-5	325	6/2/1994	24	3	Texas A&M	Houston, Texas	D1-'16
93	Jackson, Branden	DE	6-4	295	11/11/1992	25	3	Texas Tech	McKeesport, Pa.	FA-'17
11	Janikowski, Sebastian	K	6-1	260	3/2/1978	40	19	Florida State	Daytona Beach, Fla.	UFA(Oak)-'18
99	Jefferson, Quinton	DT	6-4	291	3/31/1993	25	3	Maryland	Pittsburgh, Pa.	D5(a)-'16
92	Jones, Nazair	DT	6-5	292	12/13/1994	23	2	North Carolina	Roanoke Rapids, N.C.	D3(c)-'17
95	Jordan, Dion	DE	6-6	284	3/5/1990	28	5	Oregon	Chandler, Ariz.	FA-'17
36	King, Akeem	CB	6-1	215	8/29/1992	26	4	San Jose State	Visalia, Calif.	FA-'17
16	Lockett, Tyler	WR	5-10	182	9/28/1992	26	4	Kansas State	Tulsa, Okla.	D3-'15
24	Luani, Shalom	SS	6-0	202	8/5/1994	24	2	Washington State	Masaui, Amer. Samoa	T(Oak)-'18
30	McDougald, Bradley	SS	6-1	215	11/15/1990	27	6	Kansas	Columbus, Ohio	UFA(TB)-'17
38	Madden, Tre	FB	6-0	235	8/16/1993	25	3	USC	Alisa Viejo, Calif.	FA-'16
15	Marshall, Brandon	WR	6-5	232	3/23/1984	34	13	Central Florida	Pittsburgh, Pa.	FA-'18
59	Martin, Jacob	LB	6-2	242	12/11/1995	22	R	Temple	Aurora, Colo.	D6-'18
51	Mingo, Barkevious	LB	6-5	235	10/4/1990	28	6	Louisiana State	Belle Glade, Fla.	UFA(Ind)-'18
83	Moore, David	WR	6-0	215	1/15/1995	23	2	East Central (Okla.)	Gainesville, Texas	D7(a)-'17
69	Ott, Tyler	LS	6-3	253	2/28/1992	26	4	Harvard	Tulsa, Okla.	FA-'16
20	Penny, Rashaad	RB	5-11	220	2/2/1996	22	R	San Diego State	Norwalk, Calif.	D1-'18
77	Pocic, Ethan	C/G	6-6	320	8/5/1995	23	2	Louisiana State	Lemont, Ill.	D2(b)-'17
22	Prosise, C.J.	RB	6-1	225	5/20/1994	24	3	Notre Dame	Petersburg, Va.	D3(a)-'16
90	Reed, Jarran	DT	6-3	306	12/16/1992	25	3	Alabama	Goldsboro, N.C.	D2-'16
19	Reynolds, Keenan	WR	5-10	191	12/13/1993	24	3	Navy	Antioch, Tenn.	FA-'18
66	Simmons, Jordan	G	6-4	339	7/15/1994	24	2	USC	Inglewood, Calif.	W(Oak)-'18
98	Stephen, Shamar	DT	6-5	309	2/25/1991	27	5	Connecticut	Brookville, N.Y.	UFA(Min)-'18
64	Sweezy, J.R.	G	6-5	310	4/8/1989	29	7	North Carolina State	Mooresville, N.C.	D7(a)-'12
33	Thompson, Tedric	FS	6-0	204	1/20/1995	23	2	Colorado	Valencia, Calif.	D4-'17
23	Thorpe, Neiko	CB	6-2	210	2/11/1990	28	6	Auburn	Tucker, Ga.	FA-'16
81	Vannett, Nick	TE	6-6	261	3/6/1993	25	3	Ohio State	Westerville, Ohio	D3(b)-'16
54	Wagner, Bobby	LB	6-0	245	6/27/1990	28	7	Utah State	Ontario, Calif.	D2-'12
3	Wilson, Russell	QB	5-11	215	11/29/1988	29	7	Wisconsin	Richmond, Va.	D3-'12
50	Wright, K.J.	LB	6-4	246	7/23/1989	29	8	Mississippi State	Olive Branch, Miss.	D4(a)-'11

Head Coach: Pete Carroll, Ken Norton, Jr. (Defensive Coordinator), Brian Schottenheimer (Offensive Coordinator), Dave Canales (Quarterbacks), Chris Carlisle (Head Strength & Conditioning), Brennan Carroll (Asst. Offensive Line), Nate Carroll (Wide Receivers), Andre Curtis (Passing Game Coordinator), Tom Donatell (Quality Control/Defense), Jethro Franklin (Asst. Defensive Line), Mondray Gee (Asst. Strength & Conditioning), John Glenn (Linebackers), Will Harriger (Asst. Quarterbacks), Clint Hurtt (Asst. Head Coach/Defense), Larry Izzo (Asst. Special Teams), Pat McPherson (Tight Ends), Chad Morton (Running Backs), Pat Ruel (Asst. Offensive Line), Brian Schneider (Special Teams Coordinator), Steve Shimko (Offensive Asst.), Carl Smith (Associate Head Coach), Mike Solari (Offensive Line), Nick Sorensen (Secondary), Jamie Yanchar (Assistant Strength & Conditioning).

2018 Seattle Seahawks Numerical Roster (updated 10/3/18)

No.	Name	Pos.	Ht.	Wt.	Birthdate	Age	Exp.	College	Hometown	Acquired
3	Russell Wilson	QB	5-11	215	11/29/1988	29	7	Wisconsin	Richmond, Va.	D3-'12
4	Michael Dickson	P	6-2	208	1/4/1996	22	R	Texas	Sydney, Australia	D5(c)-'18
7	Brett Hundley	QB	6-3	226	6/15/1993	25	4	UCLA	Chandler, Ariz.	T(GB)-'18
11	Sebastian Janikowski	K	6-1	260	3/2/1978	40	19	Florida State	Daytona Beach, Fla.	UFA(Oak)-'18
15	Brandon Marshall	WR	6-5	232	3/23/1984	34	13	Central Florida	Pittsburgh, Pa.	FA-'18
16	Tyler Lockett	WR	5-10	182	9/28/1992	26	4	Kansas State	Tulsa, Okla.	D3-'15
18	Jaron Brown	WR	6-3	204	1/8/1990	28	6	Clemson	Cheraw, S.C.	UFA(Ari)-'18
19	Keenan Reynolds	WR	5-10	191	12/13/1993	24	3	Navy	Antioch, Tenn.	FA-'18
20	Rashaad Penny	RB	5-11	220	2/2/1996	22	R	San Diego State	Norwalk, Calif.	D1-'18
22	C.J. Prosise	RB	6-1	225	5/20/1994	24	3	Notre Dame	Petersburg, Va.	D3(a)-'16
23	Neiko Thorpe	CB	6-2	210	2/11/1990	28	6	Auburn	Tucker, Ga.	FA-'16
24	Shalom Luani	SS	6-0	202	8/5/1994	24	2	Washington State	Masausi, Amer. Samoa	T(Oak)-'18
26	Shaquill Griffin	CB	6-0	198	7/20/1995	23	2	Central Florida	St. Petersburg, Fla.	D3(a)-'17
27	Mike Davis	RB	5-9	217	2/19/1993	25	4	South Carolina	Atlanta, Ga.	W(SF)-'17
28	Justin Coleman	CB	5-11	190	3/27/1993	25	4	Tennessee	Brunswick, Ga.	T(NE)-'17
30	Bradley McDougald	SS	6-1	215	11/15/1990	27	6	Kansas	Columbus, Ohio	UFA(TB)-'17
32	Chris Carson	RB	5-11	222	9/16/1994	24	2	Oklahoma State	Lilburn, Ga.	D7(b)-'17
33	Tedric Thompson	FS	6-0	204	1/20/1995	23	2	Colorado	Valencia, Calif.	D4-'17
35	Maurice Alexander	SS	6-2	220	2/16/1991	27	5	Utah State	St. Louis, Mo.	FA-'18
36	Akeem King	CB	6-1	215	8/29/1992	26	4	San Jose State	Visalia, Calif.	FA-'17
37	Tre Flowers	CB	6-3	203	6/2/1995	23	R	Oklahoma State	Converse, Texas	D5(b)-'18
38	Tre Madden	FB	6-0	235	8/16/1993	25	3	USC	Alisa Viejo, Calif.	FA-'16
40	T.J. Green	FS	6-3	215	3/15/1995	23	3	Clemson	Sylacauga, Ala.	FA-'18
42	Delano Hill	SS	6-1	216	11/26/1995	22	2	Michigan	Detroit, Mich.	D3(b)-'17
49	Shaquem Griffin	LB	6-0	227	7/20/1995	23	R	Central Florida	St. Petersburg, Fla.	D5(a)-'18
50	K.J. Wright	LB	6-4	246	7/23/1989	29	8	Mississippi State	Olive Branch, Miss.	D4(a)-'11
51	Barkevious Mingo	LB	6-5	235	10/4/1990	28	6	Louisiana State	Belle Glade, Fla.	UFA(Ind)-'18
53	Joey Hunt	C	6-2	299	2/22/1994	24	3	TCU	El Campo, Texas	D6-'16
54	Bobby Wagner	LB	6-0	245	6/27/1990	28	7	Utah State	Ontario, Calif.	D2-'12
55	Frank Clark	DE	6-3	265	6/14/1993	25	4	Michigan	Cleveland, Ohio	D2-'15
58	Austin Calitro	LB	6-0	240	1/10/1994	24	2	Villanova	Danbury, Conn.	FA-'18
59	Jacob Martin	LB	6-2	242	12/11/1995	22	R	Temple	Aurora, Colo.	D6-'18
64	J.R. Sweezy	G	6-5	310	4/8/1989	29	7	North Carolina State	Mooresville, N.C.	D7(a)-'12
65	Germain Ifedi	G/T	6-5	325	6/2/1994	24	3	Texas A&M	Houston, Texas	D1-'16
66	Jordan Simmons	G	6-4	339	7/15/1994	24	2	USC	Inglewood, Calif.	W(Oak)-'18
68	Justin Britt	C	6-6	315	5/29/1991	27	5	Missouri	Lebanon, Mo.	D2(b)-'14
69	Tyler Ott	LS	6-3	253	2/28/1992	26	4	Harvard	Tulsa, Okla.	FA-'16
74	George Fant	T	6-5	322	7/19/1992	26	3	Western Kentucky	Bowling Green, Ky.	FA-'16
76	Duane Brown	T	6-4	315	8/30/1985	33	11	Virginia Tech	Richmond, Va.	T(Hou)-'17
77	Ethan Pocic	C/G	6-6	320	8/5/1995	23	2	Louisiana State	Lemont, Ill.	D2(b)-'17
78	D.J. Fluker	G	6-5	342	3/13/1991	27	6	Alabama	New Orleans, La.	UFA(NYG)-'18
81	Nick Vannett	TE	6-6	261	3/6/1993	25	3	Ohio State	Westerville, Ohio	D3(b)-'16
83	David Moore	WR	6-0	215	1/15/1995	23	2	East Central (Okla.)	Gainesville, Texas	D7(a)-'17
87	Darrell Daniels	TE	6-3	254	11/22/1994	23	2	Washington	Oakley, Calif.	T(Ind)-'18
89	Doug Baldwin	WR	5-10	192	9/21/1988	30	8	Stanford	Gulf Breeze, Fla.	FA-'11
90	Jarran Reed	DT	6-3	306	12/16/1992	25	3	Alabama	Goldsboro, N.C.	D2-'16
92	Nazair Jones	DE	6-5	292	12/13/1994	23	2	North Carolina	Roanoke Rapids, N.C.	D3(c)-'17
93	Branden Jackson	DE	6-4	295	11/11/1992	25	3	Texas Tech	McKeesport, Pa.	FA-'17
94	Rasheem Green	DE	6-4	279	5/15/1997	21	R	USC	Los Angeles, Calif.	D3-'18
95	Dion Jordan	DE	6-6	284	3/5/1990	28	5	Oregon	Chandler, Ariz.	FA-'17
97	Poona Ford	DT	5-11	310	11/19/1995	22	R	Texas	Hilton Head, S.C.	FA-'18
98	Shamar Stephen	DT	6-5	309	2/25/1991	27	5	Connecticut	Brookville, N.Y.	UFA(Min)-'18
99	Quinton Jefferson	DT	6-4	291	3/31/1993	25	3	Maryland	Pittsburgh, Pa.	D5(a)-'16
<u>Reserve/Physically Unable to Perform</u>										
31	Kam Chancellor	SS	6-3	225	4/3/1988	30	9	Virginia Tech	Norfolk, Va.	D5-'10
<u>Reserve/Non-Football Injury</u>										
84	Ed Dickson	TE	6-4	250	7/25/1987	31	9	Oregon	Inglewood, Calif.	UFA(Car)-'18
<u>Practice Squad</u>										
5	Alex McGough	QB	6-3	214	9/8/1995	22	R	Florida International	Tampa, Fla.	D7-'18
8	Malik Turner	WR	6-2	202	1/30/1996	22	R	Illinois	Springfield, Ill.	FA-'18
10	Caleb Scott	WR	6-2	203	1/8/1996	22	R	Vanderbilt	Suwanee, Ga.	FA-'18
34	Simeon Thomas	CB	6-3	197	9/22/1993	25	R	Louisiana-Lafayette	Miami, Fla.	W(Cle)-'18
39	Kalan Reed	CB	5-11	199	12/29/1993	24	3	Southern Mississippi	Birmingham, Ala.	FA-'18
44	Lavon Coleman	RB	5-11	216	12/10/1994	23	R	Washington	Lompoc, Calif.	FA-'18
57	Azeem Victor	LB	6-3	240	9/19/1995	23	R	Washington	Compton, Calif.	FA-'18
72	Jordan Roos	G	6-3	302	7/6/1993	25	2	Purdue	Celina, Texas	FA-'17
75	Elijah Nkansah	T	6-5	315	12/28/1994	23	R	Toledo	Mason, Ohio	FA-'18
85	Marcus Lucas	TE	6-4	250	3/1/1992	26	5	Missouri	Liberty, Mo.	FA-'16
<u>Injured Reserve</u>										
21	J.D. McKissic	RB	5-10	195	8/15/1993	25	3	Arkansas State	Phenix City, Ala.	W(Atl)-'16
29	Earl Thomas	FS	5-10	202	5/7/1989	29	9	Texas	Orange, Texas	D1(b)-'10
38	T.J. Mutcherson	FS	5-10	197	7/27/1992	26	1	Central Florida	Tampa, Fla.	FA-'18
43	Emmanuel Beal	LB	6-0	223	6/26/1995	23	R	Oklahoma	Columbus, Ohio	FA-'18
52	Jermaine Grace	LB	6-0	223	11/8/1993	24	2	Miami	Tampa, Fla.	W(Cle)-'18
61	Ricky Ali'ifua	DE	6-2	297	12/2/1991	26	1	Utah State	Harbor City, Calif.	FA-'18
73	Jamarco Jones	T	6-4	293	6/4/1996	22	R	Ohio State	Chicago, Ill.	D5(d)-'18
82	Amara Darboh	WR	6-2	215	2/1/1994	24	2	Michigan	West Des Moines, Iowa	D3(d)-'17
88	Will Dissly	TE	6-4	265	7/8/1996	22	R	Washington	Bozeman, Mont.	D4-'18



UNOFFICIAL DEPTH CHART & PRONUNCIATION GUIDE

OFFENSE

WR	89 Doug Baldwin	15 Brandon Marshall	83 David Moore
LT	76 Duane Brown	74 George Fant	
LG	64 J.R. Sweezy	77 Ethan Pocic	66 Jordan Simmons
C	68 Justin Britt	53 Joey Hunt	
RG	78 D.J. Fluker	77 Ethan Pocic	
RT	65 Germain Ifedi	74 George Fant	
TE	81 Nick Vannett	87 Darrell Daniels	
WR	16 Tyler Lockett	18 Jaron Brown	19 Keenan Reynolds
QB	3 Russell Wilson	7 Brett Hundley	
FB	38 Tre Madden		
RB	32 Chris Carson	20 <u>Rashaad Penny</u>	27 Mike Davis
			22 C.J. Prosise

DEFENSE

LDE	99 Quinton Jefferson	94 <u>Rasheem Green</u>	93 Branden Jackson
LDT	90 Jarran Reed	97 <u>Poona Ford</u>	
RDT	98 Shamar Stephen	92 Nazair Jones	
RDE	55 Frank Clark	95 Dion Jordan	
OLB	51 Barkevious Mingo	59 <u>Jacob Martin</u>	
MLB	54 Bobby Wagner	58 Austin Calitro	
OLB	50 K.J. Wright	58 Austin Calitro	49 <u>Shaquem Griffin</u>
			35 Maurice Alexander
LCB	26 Shaquill Griffin	28 Justin Coleman	
RCB	37 <u>Tre Flowers</u>	36 Akeem King	23 Neiko Thorpe
SS	30 Bradley McDougald	42 Delano Hill	24 Shalom Luani
FS	33 Tedric Thompson	42 Delano Hill	40 T.J. Green

SPECIALISTS

K	11 Sebastian Janikowski		
P	4 <u>Michael Dickson</u>		
H	4 <u>Michael Dickson</u>		
PR	16 Tyler Lockett	83 David Moore	20 <u>Rashaad Penny</u>
KR	16 Tyler Lockett	83 David Moore	20 <u>Rashaad Penny</u>
LS	69 Tyler Ott		

() injured; Underline Rookie

PRONUNCIATION GUIDE

Jaron Brown... juh-RON	Shalom Luani... shuh-LOME loo-AH-nee	Nick Vannett... van-NET
Austin Calitro... cuh-LEE-tro	Bradley McDougald... mick-DOO-gull	
Delano Hill... duh-LAY-no	Ethan Pocic... PO-sick	
Shaquem Griffin... shuh-KEEM	Jarran Reed... JAIR-in	
Germain Ifedi... jer-MANE ih-FEH-dee	Shamar Stephen... shuh-MAR STEF-in	
Nazair Jones... nah-ZAIR	Tedric Thompson... TEH-drick	



DENVER BRONCOS 27, SEATTLE SEAHAWKS 24

SUNDAY, SEPTEMBER 9, 2018

BRONCOS STADIUM AT MILE HIGH



The Seattle Seahawks opened the 2018 season on the road and struggled to maintain drives in the thin Denver air, converting on only two of 12 third down attempts and failed to score late in the game, losing narrowly to the Denver Broncos by a score of 27-24. The Seahawks scored first after Earl Thomas jumped a route to pick off Case Keenum early in the first quarter. Seahawks fifth-round pick Will Dissly caught a 15-yard TD pass from Russell Wilson on the only play of the ensuing drive for a 15-yard touchdown, giving Seattle the early 7-0 lead. The game went back and forth for the rest of the first half, highlighted by two Broncos touchdowns and a made field goal from each team's kicker that led to a Denver 17-10 halftime lead. The third quarter opened with the teams trading punts before Von Miller stripped Chris Carson of the ball to change possession, but it only took one play for the Seahawks to get the ball back after Bradley McDougald snagged his second interception of the afternoon on a pass intended for Emmanuel Sanders. Wilson lofted a ball to Brandon Marshall on the ensuing drive for a 20-yard touchdown to cap the five-play drive and tie the score at 17-17. Brandon McManus hit his second field goal of the day before Wilson hit Tyler Lockett on a 51-yard touchdown to give the Seahawks a 24-20 lead early in the fourth quarter. The Broncos responded, taking back the lead on a seven-play drive as Demaryius Thomas scored on a 4-yard pass from Keenum. The Broncos didn't look back, holding the lead for the remainder of the game as three Seahawks drives failed to put points on the board, giving Denver the 27-24 victory.

				Seattle	7	3	7	7	24	
				Denver	7	10	3	7	27	
									Seattle	Denver
SEA	1	9:04	Dissly 15 pass Wilson (Janikowski kick) (1-15, 0:06)						7	0
DEN	1	6:10	Lindsay 29 pass Keenum (McManus kick) (7-75, 2:54)						7	7
SEA	2	13:59	Janikowski 35 FG (6-78, 1:46)						10	7
DEN	2	10:29	Sanders 43 pass Keenum (McManus kick) (6-75, 3:30)						10	14
DEN	2	5:25	McManus 51 FG (6-30, 2:33)						10	17
SEA	3	6:02	Marshall 20 pass Wilson (Janikowski kick) (5-41, 1:56)						17	17
DEN	3	2:01	McManus 53 FG (4-0, 0:54)						17	20
SEA	4	14:46	Lockett 51 pass Wilson (Janikowski kick) (7-75, 2:15)						24	20
DEN	4	11:11	De. Thomas 4 pass Keenum (McManus kick) (7-75, 3:35)						24	27
Att. 76,761										

STATISTICS

RUSHING

Seattle	Att	Yds	Avg	LG	TD	Denver	Att	Yds	Avg	LG	TD
C. Carson	7	51	7.3	24	0	R. Freeman	15	71	4.7	17	0
R. Penny	7	8	1.1	5	0	P. Lindsay	15	71	4.7	14	0
R. Wilson	2	5	2.5	5	0	D. Booker	2	4	2.0	2	0
TOTAL	16	64	4.0	24	0	TOTAL	32	146	4.6	17	0

PASSING

Seattle	A	C	Yds	SK/YD	TD	LG	INT	RT	Denver	A	C	Yds	SK/YD	TD	LG	INT	RT
R. Wilson	33	19	298	6/56	3	66	2	92.7	C. Keenum	39	25	329	1/5	3	43t	3	84.2
TOTAL	33	19	298	6/56	3	66	2	92.7	TOTAL	39	25	329	1/5	3	43t	3	84.2

RECEIVING

RECEIVING						PASSING					
Seattle	No	Yds	Avg	LG	TD	Denver	No	Yds	Avg	LG	TD
R. Penny	4	35	8.8	15	0	E. Sanders	10	135	13.5	43t	1
W. Dissly	3	105	35.0	66	1	De. Thomas	6	63	10.5	23	1
T. Lockett	3	59	19.7	51t	1	C. Sutton	2	45	22.5	25	0
B. Marshall	3	46	15.3	20t	1	P. Lindsay	2	31	15.5	29t	1
C. Carson	3	28	9.3	14	0	J. Butt	2	29	14.5	22	0
N. Vannett	1	11	11.0	11	0	D. Booker	2	11	5.5	7	0
J. Brown	1	7	7.0	7	0	J. Heuerman	1	15	15.0	15	0
T. Madden	1	7	7.0	7	0						
TOTAL	19	298	15.7	66	3	TOTAL	25	329	13.2	43t	3

TEAM STATISTICS

	Seattle	Denver
Total First Downs	13	25
Third Down Eff.	2-12-17%	4-12-33%
Total Net Yards	306	470
Total Off. Plays	55	72
Avg. per Play	5.6	6.5
Net Yards Rushing	64	146
Total Rushing Plays	16	32
Net Yards Passing	242	324
Times Sacked/Yards Lost	6/56	1/5
Pass Atts-Comps-Ints	33-19-2	39-25-3
Punts-No. and Avg.	6-59.0	6-44.5
Penalties-No. and Yards	7-45	7-60
Fumbles-No. and Lost	3-1	0-0
Touchdowns	3	3
Field Goals Made-Att	1-2	2-2
Time of Possession	24:52	35:08

DEFENSE

Seattle	T	S	A	QB	Yds.	Int.	Yds.	PD	FF	FR
T. Flowers	8	7	1	0.0	0.0	0	0	1	0	0
J. Reed	6	6	0	0.0	0.0	0	0	0	0	0
SL. Griffin	6	6	0	0.0	0.0	0	0	0	0	0
B. McDougald	5	5	0	0.0	0.0	2	39	2	0	0
B. Wagner	5	4	1	0.0	0.0	0	0	1	0	0
E. Thomas	5	3	2	0.0	0.0	1	25	2	0	0

Additional Stats: Sacks: F. Clark 1.0.

Denver	T	S	A	QB	Yds.	Int.	Yds.	PD	FF	FR
T. Davis	8	8	0	0.0	0.0	0	0	0	0	0
V. Miller	7	6	1	3.0	19.0	0	0	0	2	1
B. Marshall	6	3	3	0.0	0.0	0	0	0	0	0
J. Simmons	4	3	1	0.0	0.0	1	0	1	0	0
B. Chubb	3	1	2	0.5	3.0	0	0	0	0	0
D. Stewart	3	0	3	0.5	3.0	0	0	0	0	0

Additional Stats: Sacks: S. Barrett 1.0, C. Harris 1.0, **INT:** A. Jones 1.

2



CHICAGO BEARS 24, SEATTLE SEAHAWKS 17

MONDAY, SEPTEMBER 17, 2018

SOLDIER FIELD



The Seattle Seahawks continued their season on the road with a Monday Night Football game in Chicago but fell a touchdown short after a late pick-six shifted the momentum back into the home team's favor and the Bears held on for a 24-17 victory. The Bears jumped out to an early lead following a stalled Seahawks' drive, using 10 plays to go 96 yards for a 3-yard touchdown on a shovel pass from Mitchell Trubisky to Trey Burton to give the Bears a 7-0 lead.

Shaquill Griffin picked off Trubisky on consecutive drives later in the first half, but nothing came on the ensuing offensive possessions for the Seahawks. The teams traded field goals at the end of the first half, including Sebastian Janikowski hitting a 56-yard field goal as time expired to send the game to halftime with the Bears leading 10-3. After trading punts on the first four drives of the second half, Trubisky found rookie Anthony Miller for a 10-yard score at the very beginning of the fourth quarter, giving the Bears a 17-3 lead. The Seahawks came right back and scored on a 19-yard pass from Russell Wilson to Tyler Lockett to cut Chicago's lead in half. The Seahawks defense held the Bears to a three-and-out on the ensuing possession, before Wilson's first pass of the next drive was intercepted and returned for a score by Prince Amukamara to put the Bears up 24-10 with just over six and a half minutes remaining. The Seahawks used an 11-play, 99-yard drive to cut the lead to seven on a touchdown pass to rookie Will Dissly before the subsequent onside kick by Michael Dickson failed, giving the Bears the 24-17 win at home.

			Seattle	0	3	0	14	17	
			Chicago	7	3	0	14	24	
								Seattle	Chicago
CHI	1	4:55	Burton 3 pass Trubisky (Parkey kick) (10-96, 5:40)					0	7
CHI	2	1:07	Parkey 25 FG (12-44, 5:26)					0	10
SEA	2	0:00	Janikowski 56 FG (8-37, 1:07)					3	10
CHI	4	14:15	Miller 10 pass Trubisky (Parkey kick) (11-66, 6:15)					3	17
SEA	4	10:13	Lockett 19 pass Wilson (Janikowski kick) (10-75, 4:02)					10	17
CHI	4	6:37	Amukamara 49 INT return (Parkey kick)					10	24
SEA	4	0:14	Dissly 2 pass Wilson (Janikowski kick) (11-99, 2:28)					17	24
Att. 57,960									

STATISTICS

RUSHING

Seattle	Att	Yds	Avg	LG	TD	Chicago	Att	Yds	Avg	LG	TD
R. Penny	10	30	3.0	10	0	J. Howard	14	35	2.5	7	0
C. Carson	6	24	4.0	9	0	M. Trubisky	5	24	4.8	17	0
R. Wilson	3	17	5.7	9	0	T. Gabriel	3	17	5.7	8	0
M. Davis	3	3	1.0	3	0	T. Cohen	4	8	2.0	3	0
						T. Burton	1	2	2.0	2	0
TOTAL	22	74	3.4	10	0	TOTAL	27	86	3.2	17	0

PASSING

Seattle	A	C	Yds	SK/YD	TD	LG	INT	RT	Chicago	A	C	Yds	SK/YD	TD	LG	INT	RT
R. Wilson	36	22	226	6/24	2	34	1	86.1	M. Trubisky	34	25	200	2/15	2	18	2	83.0
TOTAL	36	22	226	6/24	2	34	1	86.1	TOTAL	34	25	200	2/15	2	18	2	83.0

RECEIVING

Seattle	No	Yds	Avg	LG	TD	Chicago	No	Yds	Avg	LG	TD
T. Lockett	5	60	12.0	20	1	A. Robinson II	10	83	8.3	14	0
B. Marshall	4	44	11.0	18	0	T. Gabriel	4	30	7.5	9	0
W. Dissly	3	42	14.0	34	1	T. Burton	4	20	5.0	9	1
J. Brown	3	36	12.0	19	0	J. Howard	3	33	11.0	18	0
N. Vannett	3	23	7.7	11	0	A. Miller	2	11	5.5	10t	1
C. Proise	3	22	7.3	8	0	T. Cohen	1	17	17.0	17	0
M. Davis	1	-1	-1.0	-1	0	J. Bellamy	1	6	6.0	6	0
TOTAL	22	226	10.3	34	2	TOTAL	25	200	8.0	18	2

TEAM STATISTICS

	Seattle	Chicago
Total First Downs	17	20
Third Down Eff.	5-13-38%	5-12-42%
Total Net Yards	276	271
Total Off. Plays	64	63
Avg. per Play	4.3	4.3
Net Yards Rushing	74	86
Total Rushing Plays	22	27
Net Yards Passing	202	185
Times Sacked/Yards Lost	6/24	2/15
Pass Atts-Comps-Ints	36-22-1	34-25-2
Punts-No. and Avg.	7-45.1	5-41.2
Penalties-No. and Yards	5-37	7-55
Fumbles-No. and Lost	3-1	0-0
Touchdowns	2	3
Field Goals Made-Att	1-1	1-1
Time of Possession	25:36	34:24

DEFENSE

Seattle	T	S	A	QB	Yds.	Int.	Yds.	PD	FF	FR
B. McDougald	8	8	0	0.0	0.0	0	0	1	0	0
A. Calitro	8	6	2	0.0	0.0	0	0	1	0	0
A. King	6	5	1	0.0	0.0	0	0	0	0	0
E. Thomas	6	4	2	0.0	0.0	0	0	0	0	0
SL. Griffin	4	4	0	0.0	0.0	2	8	3	0	0

Additional Stats: Sacks: F. Clark 1.0, M. Kendricks 1.0.

Chicago	T	S	A	QB	Yds.	Int.	Yds.	PD	FF	FR
D. Trevathan	8	6	2	2.0	6.0	0	0	0	1	0
R. Smith	7	7	0	0.0	0.0	0	0	1	0	0
K. Mack	5	4	1	1.0	9.0	0	0	0	1	0
P. Amukamara	4	4	0	0.0	0.0	1	49t	2	0	0
A. Amos	4	3	1	0.0	0.0	0	0	0	0	0

Additional Stats: Sacks: E. Jackson 1.0, A. Lynch 1.0, E. Goldman 1.0. FF: E. Jackson 1. FR: L. Floyd 1.

3



SEATTLE SEAHAWKS 24, DALLAS COWBOYS 13

SUNDAY, SEPTEMBER 23, 2017

CENTURYLINK FIELD



The Seattle Seahawks were victorious in their 2018 home opener as they forced three turnovers beat the Dallas Cowboys by a score of 24-13. After a scoreless first quarter, the Seahawks were the first to strike on a 16-yard touchdown pass from Russell Wilson to Jaron Brown, giving them a 7-0 lead. After a Cowboys touchdown was negated due to an illegally touched pass by Ezekiel Elliott, Brett Maher hit a 50-yard field goal. On the ensuing drive, Russell Wilson hit Tyler Lockett down the sideline for a 52-yard touchdown to give the Seahawks a 14-3 lead. As time was expiring in the first half, an unnecessary roughness penalty by Randy Gregory set the Seahawks up in field goal range as Sebastian Janikowski nailed a 47-yard field goal to extend the Seahawks halftime lead to 17-3. The Cowboys lone field goal was the only score of the third quarter. At the start of the fourth quarter, Chris Carson capped off a 72-yard drive with a 5-yard touchdown run, pushing the Seahawks lead to 24-6. On the following drive, Ezekiel Elliott burst for a 26-yard gain into the red zone, but Bradley McDougald was able to force a fumble and Justin Coleman recovered to regain possession for the Seahawks. The Cowboys found the end zone as Dak Prescott hit Tavon Austin for a 3-yard touchdown pass to trim the deficit to 24-13 with 7:11 remaining in the game. Earl Thomas ended all hopes of a comeback by intercepting Dak Prescott late in the fourth quarter, his second of the day, giving the Seahawks their first victory of the 2018 season.

		Dallas		Seattle	
		0	3	3	7
		0	17	0	7
		13		24	
		Dallas		Seattle	
SEA	2	9:28	Brown 16 pass Wilson (Janikowski kick) (10-64, 3:52)	0	7
DAL	2	5:26	Maher 50 FG (8-48, 4:02)	3	7
SEA	2	1:52	Lockett 52 pass Wilson (Janikowski kick) (7-75, 3:34)	3	14
SEA	2	0:00	Janikowski 47 FG (6-29, 0:49)	3	17
DAL	3	3:43	Maher 35 FG (9-54, 5:17)	6	17
SEA	4	12:54	Carson 5 run (Janikowski kick) (10-72, 5:49)	6	24
DAL	4	7:11	Austin 3 pass Prescott (Maher kick) (5-57, 1:32)	13	24
Att. 69,047					

STATISTICS

RUSHING																	
Dallas	Att	Yds	Avg	LG	TD				Seattle	Att	Yds	Avg	LG	TD			
E. Elliott	16	127	7.9	26	0				C. Carson	32	102	3.2	13	1			
D. Prescott	2	21	10.5	11	0				R. Penny	3	5	1.7	5	0			
T. Austin	1	18	18.0	18	0				T. Lockett	1	5	5.0	5	0			
									T. Madden	1	2	2.0	2	0			
									R. Wilson	2	-1	-0.5	0	0			
TOTAL	19	166	8.7	26	0				TOTAL	39	113	2.9	13	1			
PASSING																	
Dallas	A	C	Yds	SK/YD	TD	LG	INT	RT	Seattle	A	C	Yds	SK/YD	TD	LG	INT	RT
D. Prescott	34	19	168	5/31	1	20	2	54.5	R. Wilson	26	16	192	2/10	2	52t	0	109.8
TOTAL	34	19	168	5/31	1	20	2	54.5	TOTAL	26	16	192	2/10	2	52t	0	109.8
RECEIVING																	
Dallas	No	Yds	Avg	LG	TD				Seattle	No	Yds	Avg	LG	TD			
G. Swaim	5	47	9.4	20	0				T. Lockett	4	77	19.3	52t	1			
C. Beasley	3	46	15.3	18	0				N. Vannett	4	27	6.8	12	0			
E. Elliott	3	11	3.7	8	0				B. Marshall	2	30	15.0	27	0			
T. Austin	3	2	0.7	3t	1				J. Brown	2	25	12.5	16t	1			
D. Thompson	2	23	11.5	13	0				C. Carson	2	22	11.0	19	0			
A. Hurns	2	22	11.0	12	0				M. Davis	1	7	7.0	7	0			
M. Gallup	1	17	17.0	17	0				W. Dissly	1	4	4.0	4	0			
TOTAL	19	168	8.8	20	1				TOTAL	16	192	12.0	52t	2			

TEAM STATISTICS

	Dallas	Seattle
Total First Downs	17	18
Third Down Eff.	3-13-23%	7-16-44%
Total Net Yards	303	295
Total Off. Plays	58	67
Avg. per Play	5.2	4.4
Net Yards Rushing	166	113
Total Rushing Plays	19	39
Net Yards Passing	137	182
Times Sacked/Yards Lost	5/31	2/10
Pass Atts-Comps-Ints	34-19-2	26-16-0
Punts-No. and Avg.	5-48.0	8-43.8
Penalties-No. and Yards	7-55	10-67
Fumbles-No. and Lost	1-1	1-0
Touchdowns	1	3
Field Goals Made-Att	2-2	1-1
Time of Possession	27:16	32:44

DEFENSE

Dallas	T	S	A	QB	Yds.	Int.	Yds.	PD	FF	FR
L. Vander Esch	11	9	2	0.0	0.0	0	0	0	0	0
S. Lee	11	5	6	0.5	5.0	0	0	0	0	0
J. Smith	8	4	4	1.0	0.0	0	0	0	0	0
C. Awuzie	7	5	2	0.0	0.0	0	0	0	0	0
B. Jones	5	5	0	0.0	0.0	0	0	2	0	0

Additional Stats: Sacks: D. Lawrence 0.5.

Seattle	T	S	A	QB	Yds.	Int.	Yds.	PD	FF	FR
E. Thomas	7	6	1	0.0	0.0	2	0	2	0	0
B. Wagner	7	4	3	0.0	0.0	0	0	2	0	0
M. Kendricks	6	6	0	1.0	2.0	0	0	0	0	0
T. Flowers	6	5	1	0.0	0.0	0	0	1	0	0
B. McDougald	5	5	0	0.0	0.0	0	0	1	1	0

Additional Stats: Sacks: J. Reed 2.0, F. Clark 1.0, B. Mingo 1.0.
FR: J. Coleman 1.

4



SEATTLE SEAHAWKS 20, ARIZONA CARDINALS 17
SUNDAY, SEPTEMBER 30, 2018
STATE FARM STADIUM



The Seattle Seahawks continued their success with a 20-17 road win, their first of the season, after Russell Wilson engineered a game-winning drive, setting up Sebastian Janikowski who connected on a 52-yard go-ahead field goal as time expired. The Seahawks struck first in the game when Mike Davis ran 20 yards for his first score of the season.

The Cardinals took a 10-7 lead heading into halftime after Janikowski missed two field goals, Phil Dawson made a 23-yard field goal and David Johnson scored on a one-yard touchdown run to switch the momentum to the home side. Late in the third quarter, the Seahawks came back with a field goal and a touchdown of their own, as Davis ran one yard for a score, his second TD of the day en route to his first career 100-yard game. Rookie quarterback Josh Rosen logged his first career touchdown pass on a 22-yard throw to Chad Williams and the Cardinals tied the game at 17 with just under nine minutes remaining in the game. In the final minutes of the game, Dawson missed a chance to put the Cardinals ahead by a field goal before Wilson drove the Seahawks down the field and Janikowski put his chance through the uprights as the clock ran out. The Seahawks lost All-Pro free safety Earl Thomas and rookie tight end Will Dissly to season-ending injuries.

			Seattle	7	0	10	3	20			
			Arizona	0	10	0	7	17			
									Seattle	Arizona	
SEA	1	6:09	Davis 20 run (Janikowski kick) (6-62, 2:57)						7	0	
ARZ	2	14:04	Dawson 23 FG (13-68, 5:30)						7	3	
ARZ	2	1:52	Johnson 1 run (Dawson kick) (6-58, 3:32)						7	10	
SEA	3	4:59	Janikowski 40 FG (14-57, 7:46)						10	10	
SEA	3	1:00	Davis 1 run (Janikowski kick) (5-47, 2:19)						17	10	
ARZ	4	8:59	Williams 22 pass Rosen (Dawson kick) (5-80, 2:39)						17	17	
SEA	4	0:00	Janikowski 52 FG (7-31, 1:50)						20	17	
Att. 61,845											

STATISTICS

RUSHING

Seattle	Att	Yds	Avg	LG	TD	Arizona	Att	Yds	Avg	LG	TD
M. Davis	21	101	4.8	20t	2	D. Johnson	22	71	3.2	21	1
R. Penny	9	49	5.4	15	0	J. Rosen	2	13	6.5	8	0
R. Wilson	4	21	5.3	10	0	C. Kirk	1	7	7.0	7	0
						C. Edmonds	3	1	0.3	6	0
TOTAL	34	171	5.0	20t	2	TOTAL	28	92	3.3	21	1

PASSING

Seattle	A	C	Yds	SK/YD	TD	LG	INT	RT	Arizona	A	C	Yds	SK/YD	TD	LG	INT	RT
R. Wilson	26	19	172	2/12	0	30	0	90.5	J. Rosen	27	15	180	1/9	1	31	0	88.5
TOTAL	26	19	172	2/12	0	30	0	90.5	TOTAL	27	15	180	1/9	1	31	0	88.5

RECEIVING

Seattle	No	Yds	Avg	LG	TD	Arizona	No	Yds	Avg	LG	TD
T. Lockett	5	53	10.6	13	0	C. Kirk	4	28	7.0	11	0
D. Baldwin	5	41	8.2	18	0	D. Johnson	3	41	13.7	30	0
M. Davis	4	23	5.8	16	0	L. Fitzgerald	3	28	9.3	16	0
D. Moore	2	39	19.5	30	0	R. Seals-Jones	2	52	26.0	31	0
N. Vannett	1	6	6.0	6	0	C. Williams	1	22	22.0	22t	1
B. Marshall	1	5	5.0	5	0	D. Coleman	1	5	5.0	5	0
W. Dissly	1	5	5.0	5	0	J. Nelson	1	4	4.0	4	0
TOTAL	19	172	9.1	30	0	TOTAL	15	180	12.0	31	1

TEAM STATISTICS

	Seattle	Arizona
Total First Downs	19	18
Third Down Eff.	0-10-0%	5-12-42%
Total Net Yards	331	263
Total Off. Plays	62	56
Avg. per Play	5.3	4.7
Net Yards Rushing	171	92
Total Rushing Plays	34	28
Net Yards Passing	160	171
Times Sacked/Yards Lost	2/12	1/9
Pass Atts-Comps-Ints	26-19-0	27-15-0
Punts-No. and Avg.	4-47.5	5-50.6
Penalties-No. and Yards	8-57	5-38
Fumbles-No. and Lost	3-0	2-1
Touchdowns	2	2
Field Goals Made-Att	2-4	1-3
Time of Possession	31:46	28:14

DEFENSE

	T	S	A	QB	Yds.	Int.	Yds.	PD	FF	FR
B. Wagner	7	4	3	0.0	0.0	0	0	1	0	0
T. Flowers	6	6	0	0.0	0.0	0	0	0	1	0
M. Kendricks	6	4	2	0.0	0.0	0	0	0	0	0
J. Reed	5	4	1	1.0	9.0	0	0	0	0	0
B. McDougald	4	3	1	0.0	0.0	0	0	1	0	1
Arizona	T	S	A	QB	Yds.	Int.	Yds.	PD	FF	FR
T. Boston	11	11	0	0.0	0.0	0	0	0	0	0
A. Betha	7	6	1	0.0	0.0	0	0	0	0	0
D. Bucannon	5	5	0	0.0	0.0	0	0	0	1	0
P. Peterson	5	5	0	0.0	0.0	0	0	0	0	0
J. Bynes	5	5	0	0.0	0.0	0	0	0	0	0

Additional Stats: Sacks: C. Jones 1.0, H. Reddick 1.0. **FF:** B. Benwikere 1.

5



LOS ANGELES RAMS 33, SEATTLE SEAHAWKS 31

SUNDAY, OCTOBER 7, 2018

CENTURYLINK FIELD



Despite a competitive back and forth matchup with the undefeated Los Angeles Rams at Century Link Field, the Seattle Seahawks fell just short to the division foe 33-31. Frank Clark came up with his first career interception, spoiling a Rams scoring opportunity in their red zone. The Seahawks were able to convert the turnover into points as Mike Davis capped off a 74-yard drive with a 6-yard touchdown run. However, the Rams answered with Todd Gurley scoring his first touchdown of the day to even the score at 7-7. Tyler Lockett caught his fourth touchdown pass of the season on a 39-yard pass from Russell Wilson to give the Seahawks a brief lead of 14-10. After the Rams responded with a Jared Goff 6-yard touchdown pass to Cooper Kupp and both teams exchanged field goals, the halftime score was 17-17. David Moore registered his first and second career touchdown receptions in the third quarter and propelled the Seahawks to a 31-24 lead. The Rams responded early in the fourth quarter with Gurley rushing for his third touchdown of the day, but the extra point kick was missed by Cairo Santos to leave the Rams trailing 31-30. On Rams next drive, Santos kicked what would end up being the game-winning 39-yard field goal. The Seahawks last opportunity to score stalled, and the Rams converted on 4th and inches to run the clock out and seal the 33-31 victory.

			L.A. Rams	7	10	7	9	33		
			Seattle	7	10	14	0	31		
									L.A. Rams	Seattle
SEA	1	4:30	Davis 6 run (Janikowski kick) (9-74, 5:45)						0	7
LAR	1	2:00	Gurley 2 run (Santos kick) (5-58, 2:30)						7	7
LAR	2	11:13	Santos 19 FG (8-79, 3:35)						10	7
SEA	2	9:11	Lockett 39 pass Wilson (Janikowski kick) (4-50, 2:02)						10	14
LAR	2	6:02	Kupp 6 pass Goff (Santos kick) (8-70, 3:09)						17	14
SEA	2	1:55	Janikowski 52 FG (8-27, 4:07)						17	17
SEA	3	10:34	Moore 3 pass Wilson (Janikowski kick) (9-75, 4:26)						17	24
LAR	3	5:04	Gurley 2 run (Santos kick) (9-64, 5:30)						24	24
SEA	3	1:35	Moore 30 pass Wilson (Janikowski kick) (7-75, 3:29)						24	31
LAR	4	14:54	Gurley 5 run (kick failed, wl) (5-74, 1:41)						30	31
LAR	4	6:05	Santos 39 FG (9-61, 4:29)						33	31
Att. 68,893										

STATISTICS

RUSHING

L.A. Rams	Att	Yds	Avg	LG	TD	Seattle	Att	Yds	Avg	LG	TD
T. Gurley	22	77	3.5	16	3	C. Carson	19	116	6.1	21	0
R. Woods	2	53	26.5	56	0	M. Davis	12	68	5.7	37	1
J. Goff	5	15	3.0	12	0	T. Lockett	1	6	6.0	6	0
J. Reynolds	1	10	10.0	10	0						
TOTAL	30	155	5.2	56	3	TOTAL	32	190	5.9	37	1

PASSING

L.A. Rams	A	C	Yds	SK/YD	TD	LG	INT	RT	Seattle	A	C	Yds	SK/YD	TD	LG	INT	RT
J. Goff	32	23	321	1/8	1	31	2	88.2	R. Wilson	21	13	198	2/15	3	44	0	132.5
TOTAL	32	23	321	1/8	1	31	2	88.2	TOTAL	21	13	198	2/15	3	44	0	132.5

RECEIVING

L.A. Rams	No	Yds	Avg	LG	TD	Seattle	No	Yds	Avg	LG	TD
C. Kupp	6	90	15.0	27	1	T. Lockett	3	98	32.7	44	1
R. Woods	5	92	18.4	31	0	N. Vannett	3	43	14.3	32	0
T. Gurley	4	36	9.0	19	0	D. Moore	3	38	12.7	30t	2
G. Everett	3	24	8.0	10	0	M. Davis	2	7	3.5	9	0
J. Reynolds	2	39	19.5	22	0	C. Carson	1	11	11.0	11	0
T. Higbee	2	26	13.0	17	0	D. Baldwin	1	1	1.0	1	0
K. Hodge	1	14	14.0	14	0						
TOTAL	23	321	14.0	31	1	TOTAL	13	198	15.2	44	3

TEAM STATISTICS

	L.A. Rams	Seattle
Total First Downs	30	20
Third Down Eff.	3-9-33%	7-12-58%
Total Net Yards	468	373
Total Off. Plays	63	55
Avg. per Play	7.4	6.8
Net Yards Rushing	155	190
Total Rushing Plays	30	32
Net Yards Passing	313	183
Times Sacked/Yards Lost	1/8	2/15
Pass Atts-Comps-Ints	32-23-2	21-13-0
Punts-No. and Avg.	1-38.0	4-34.5
Penalties-No. and Yards	7-45	7-50
Fumbles-No. and Lost	2-0	0-0
Touchdowns	4	4
Field Goals Made-Att	2-2	1-1
Time of Possession	29:30	30:30

DEFENSE

L.A. Rams	T	S	A	QB	Yds.	Int.	Yds.	PD	FF	FR
M. Barron	9	5	4	0.0	0.0	0	0	0	0	0
N. Suh	7	3	4	1.0	8.0	0	0	0	0	0
C. Littleton	7	3	4	0.0	0.0	0	0	2	0	0
A. Donald	2	1	1	1.0	7.0	0	0	0	0	0
Seattle	T	S	A	QB	Yds.	Int.	Yds.	PD	FF	FR
B. McDougald	10	8	2	0.0	0.0	0	0	0	0	0
B. Wagner	8	3	5	0.0	0.0	0	0	0	0	0
B. Mingo	7	6	1	0.0	0.0	0	0	0	0	0
T. Thompson	7	6	1	0.0	0.0	1	0	1	0	0
F. Clark	2	2	0	0.0	0.0	1	26	1	1	0

Additional Stats: Sacks: Team 1.0

The Last Time

OVERTIME GAME

Seattle 6, at Arizona 6

10/23/16

OVERTIME WIN

BY SEAHAWKS: Seattle 26, vs. Denver 20

9/21/14

BY OPPONENTS: at Cincinnati 27, Seattle 24

10/11/15

OVERTIME TIE: Seattle 6, at Arizona 6

10/23/16

500 TOTAL YARDS

BY SEAHAWKS: 534, vs. Carolina

12/4/16

BY OPPONENTS: 509, vs. Houston

10/29/17

400 TOTAL YARDS

BY SEAHAWKS: 401, at Jacksonville

12/10/17

BY OPPONENTS: 468, vs L.A. Rams

10/7/18

300 YARDS RUSHING (TEAM)

BY SEAHAWKS: 350, vs. New York Giants

11/9/14

BY OPPONENTS: 356, vs. LA Raiders

11/30/87

200 YARDS RUSHING (TEAM)

BY SEAHAWKS: 240, vs. Carolina

12/4/16

BY OPPONENTS: 244, vs. LA Rams

12/17/17

400 NET YARDS PASSING (TEAM)

BY SEAHAWKS: 446, vs. Houston

10/29/17

BY OPPONENTS: 480, vs. Pittsburgh

11/29/15

300 NET YARDS PASSING (TEAM)

BY SEAHAWKS: 446, vs. Houston

10/29/17

BY OPPONENTS: 321, vs L.A. Rams

10/7/18

50 OR MORE POINTS SCORED

BY SEAHAWKS: 50, at Buffalo (in Toronto)

12/16/12

BY OPPONENTS: 51, at Dallas

11/27/80

40 OR MORE POINTS SCORED

BY SEAHAWKS: 41, vs. Houston

10/29/17

BY OPPONENTS: 42, vs. LA Rams

12/17/17

30 OR MORE POINTS SCORED

BY SEAHAWKS: 31, vs. L.A. Rams

10/7/18

BY OPPONENTS: 33, vs. L.A. Rams

10/7/18

SHUTOUT

BY SEAHAWKS: 26-0, vs. Chicago

9/27/15

BY OPPONENTS: 24-0, at Pittsburgh

9/18/11

TWO 100-YARD RUSHERS IN SAME GAME

BY SEAHAWKS: vs. New York Giants

11/9/14

M. Lynch 21-140, R. Wilson 14-107

BY OPPONENTS: at Philadelphia

12/12/76

Tom Sullivan 121, Mike Hogan 104

TWO 100-YARD RECEIVERS IN SAME GAME

BY SEAHAWKS: vs. Houston

10/29/17

T. Lockett 6-121, P. Richardson 6-105

BY OPPONENTS: vs. Houston

10/29/17

D. Hopkins 8-224, W. Fuller 5-125

200 YARDS RUSHING

BY SEAHAWKS: 209, T. Rawls vs. San Francisco

11/22/15

BY OPPONENTS: 207, F. Gore at San Francisco

9/20/09

100 YARDS RUSHING

BY SEAHAWKS: 116, C. Carson vs. L.A. Rams

10/7/18

BY OPPONENTS: 127, E. Elliott vs. Dallas

9/23/18

30+ CARRIES

BY SEAHAWKS: 32, C. Carson vs. Dallas

9/23/18

BY OPPONENTS: 33, D. Johnson at Arizona

10/23/16

400 YARDS PASSING

BY SEAHAWKS: 452, R. Wilson vs. Houston

10/29/17

BY OPPONENTS: 402, D. Watson vs. Houston

10/29/17

300 YARDS PASSING

BY SEAHAWKS: 452, R. Wilson vs. Houston

10/29/17

BY OPPONENTS: 321, J. Goff vs. L.A. Rams

10/7/18

200 YARDS RECEIVING

BY SEAHAWKS: 261, S. Largent at Detroit

10/18/87

BY OPPONENTS: 224, D. Hopkins vs. Houston

10/29/17

100 YARDS RECEIVING

BY SEAHAWKS: 105, W. Dissly at Denver

9/9/18

BY OPPONENTS: 135, E. Sanders at Denver

9/9/18

10 RECEPTIONS

BY SEAHAWKS: 10-105, D. Baldwin at Tennessee

9/24/17

BY OPPONENTS: 10-83, A. Robinson at Chicago

9/17/18

100 YD RUSHER, 300 YD PASSER, 100 YD RECEIVER

BY SEAHAWKS: at Arizona

12/21/14

339 (pass) R. Wilson, 113 (rush) M. Lynch,

113 (rec) D. Baldwin, 139 (rec) L. Willson

BY OPPONENTS: at Houston

9/29/13

355 (pass) M. Schaub, 27-102 (rush) A. Foster,

9-110 (rec) A. Johnson

100 YD RUSHER, 100 YD RECEIVER

BY SEAHAWKS: vs. San Francisco

9/25/16

20-106 (rush) C. Michael, 8-164 (rec) D. Baldwin, 6-100 (rec) J. Graham

BY OPPONENTS: at Houston

9/29/13

27-102 (rush) A. Foster, 9-110 (rec) A. Johnson

TWO 100 YD RECEIVERS, 300 YD PASSER

BY SEAHAWKS: vs. Houston

10/29/17

6-121 T. Lockett, 6-105 P. Richardson, 452 R. Wilson

BY OPPONENTS: vs. Houston

10/29/17

224 D. Hopkins, 125 W. Fuller, 402 D. Watson

100 YD RUSHER, 300 YD PASSER, TWO 100 YD RECEIVERS

BY SEAHAWKS: at Arizona

12/21/14

113 (rush) M. Lynch, 339 (pass) R. Wilson

139 (rec) L. Willson, 113 (rec) D. Baldwin

BY OPPONENTS: at Kansas City

10/29/06

312 (pass) D. Huard, 39-155 (rush) L. Johnson,

6-132 (rec) E. Kennison, 6-116 (rec) T. Gonzalez

FOUR TOUCHDOWNS RUSHING

BY SEAHAWKS: M. Lynch vs. New York Giants

11/9/14

BY OPPONENTS: J. Lewis at Cleveland

11/4/07

THREE TOUCHDOWNS RUSHING

BY SEAHAWKS: M. Lynch (4) vs. New York Giants

11/9/14

BY OPPONENTS: T. Gurley vs. L.A. Rams

10/7/18

TWO TOUCHDOWNS RUSHING

BY SEAHAWKS: M. Davis at Arizona

9/30/18

BY OPPONENTS: T. Gurley (3) vs. L.A. Rams

10/7/18

FIVE TOUCHDOWN PASSES

BY SEAHAWKS: R. Wilson at Baltimore

12/13/15

BY OPPONENTS: J. Freeman at Tampa Bay

12/26/10

FOUR TOUCHDOWN PASSES

BY SEAHAWKS: R. Wilson vs. Houston

10/29/17

BY OPPONENTS: D. Watson vs. Houston

10/29/17

THREE TOUCHDOWN PASSES

BY SEAHAWKS: R. Wilson vs. L.A. Rams

10/7/18

BY OPPONENTS: C. Keenum at Denver

9/9/18

FOUR TOUCHDOWN RECEPTIONS

BY SEAHAWKS: Daryl Turner at San Diego

9/15/85

BY OPPONENTS: M. Robinson at Baltimore

11/23/03

The Last Time Continued...

THREE TOUCHDOWN RECEPTIONS

BY SEAHAWKS: D. Baldwin at New England 11/13/16
BY OPPONENTS: A. Gates at San Diego 9/14/14

TWO TOUCHDOWN RECEPTIONS

BY SEAHAWKS: D. Moore vs. L.A. Rams 10/7/18
BY OPPONENTS: W. Fuller vs. Houston 10/29/17

PLAYER LED IN BOTH RUSHING AND RECEIVING YDS

BY SEAHAWKS: C. Prosise at New England 11/13/16
66 (rushing), 87 (receiving)
BY OPPONENTS: F. Gore vs. Indianapolis 10/1/17
46 (rushing), 34 (receiving)

FIVE FIELD GOALS

BY SEAHAWKS: S. Hauschka vs. Baltimore 11/13/11
BY OPPONENTS: J. Carney vs. San Diego 9/21/97

FOUR FIELD GOALS

BY SEAHAWKS: S. Hauschka at San Francisco 1/1/17
BY OPPONENTS: P. Dawson vs. Arizona 12/31/17

THREE FIELD GOALS

BY SEAHAWKS: B. Walsh vs. Atlanta 11/20/17
BY OPPONENTS: P. Dawson (4) vs. Arizona 12/31/17

TWO 50-YARD FIELD GOALS

BY SEAHAWKS: S. Hauschka at Arizona (52 & 52) 1/3/16
BY OPPONENTS: B. McManus at Denver (51 & 53) 9/9/18

SAFETY

BY SEAHAWKS: K. Chancellor tackle in end zone, at Ari 11/9/17
BY OPPONENTS: R. Wilson grounding in end zone, vs. LAR 12/17/17

KICKOFF RETURN TOUCHDOWN

BY SEAHAWKS: T. Lockett vs. Arizona, 99 yds. 12/31/17
BY OPPONENTS: C. Patterson at Minn., 101 yds. 12/6/15

PUNT RETURN TOUCHDOWN

BY SEAHAWKS: T. Lockett at St. Louis, 57 yds. 9/13/15
BY OPPONENTS: T. Austin at St. Louis, 75 yds. 9/13/15

INTERCEPTION RETURN TOUCHDOWN

BY SEAHAWKS: J. Coleman at Dallas, 30 yards 12/24/17
BY OPPONENTS: P. Amukamara at Chi., 49 yards 9/17/18

FUMBLE RETURN TOUCHDOWN

BY SEAHAWKS: B. Wagner vs. Indianapolis, 21 yds. 10/1/17
BY OPPONENTS: A. Clayborn vs. Atlanta, 10 yds. 11/20/17

BLOCKED PUNT RETURN TOUCHDOWN

BY SEAHAWKS: M. Morgan vs. Dallas, 25 yards 10/12/14
BY OPPONENTS: B. Butler vs. Oakland, 0 yds. 11/2/14

BLOCKED FIELD GOAL RETURN TOUCHDOWN

BY SEAHAWKS: R. Sherman vs. SF, 90 yards 12/23/12
BY OPPONENTS: D. Howell at IND, 61 yds. 10/6/13

FOUR INTERCEPTIONS

BY SEAHAWKS: None
BY OPPONENTS: Deron Cherry vs. Kansas City 9/29/85

THREE INTERCEPTIONS

BY SEAHAWKS: M. Trufant vs. Arizona 12/9/07
BY OPPONENTS: Deron Cherry (4) vs. Kansas City 9/29/85

TWO INTERCEPTIONS

BY SEAHAWKS: E. Thomas vs. Dallas 9/23/18
BY OPPONENTS: A. Bouye at Jacksonville 12/10/17

FOUR SACKS

BY SEAHAWKS: C. Clemons vs. Green Bay 9/24/12
BY OPPONENTS: L. O'Neal vs. San Diego 10/22/95

THREE SACKS

BY SEAHAWKS: M. Bennett (3.5) at San Francisco 10/22/15
BY OPPONENTS: V. Miller at Denver 9/9/18

10+ PUNTS

BY SEAHAWKS: 10, J. Ryan at Chicago 10/17/10
BY OPPONENTS: 10, P. O'Donnell vs. Chicago 9/27/15

PUNT BLOCKED

BY SEAHAWKS: T. McEvoy at Arizona 10/23/16
BY OPPONENTS: J. Hughes vs. Buffalo 11/7/16

FIELD GOAL BLOCKED

BY SEAHAWKS: B. Wagner at Arizona 10/23/16
BY OPPONENTS: R. Gunter vs. Arizona 12/24/16

PAT BLOCKED

BY SEAHAWKS: J. Lane at Arizona 11/9/17
BY OPPONENTS: C. Jones at San Francisco 1/1/17

PAT MISSED

BY SEAHAWKS: B. Walsh vs. San Francisco 9/17/17
BY OPPONENTS: C. Santos vs. L.A. Rams 10/7/18

FAKE PAT KICK

BY SEAHAWKS: Feagles vs. Oakland, no good 12/16/00
BY OPPONENTS: None

FAKE PUNT

BY SEAHAWKS: vs. Los Angeles, successful 12/15/16
BY OPPONENTS: vs. Los Angeles, unsuccessful 12/15/16

FAKE FIELD GOAL

BY SEAHAWKS: vs. Atlanta, unsuccessful 11/20/17
BY OPPONENTS: vs. Pittsburgh, unsuccessful 11/29/15

ON-SIDE KICK

BY SEAHAWKS: at Chicago, unsuccessful 9/17/18
BY OPPONENTS: at Arizona, unsuccessful 11/9/17

TWO POINT CONVERSION

BY SEAHAWKS: vs. Atlanta, successful 11/20/17
BY OPPONENTS: vs. Indianapolis, unsuccessful 10/1/17

Seahawks Game-by-Game

	9/9	9/17	9/23	9/30	10/7	10/14	10/28	11/4	11/11	11/15	11/25	12/2	12/10	12/16	12/23	12/30
	at Den	at Chi	Dal	at Ari	LAR	at Oak	at Det	LAC	at LAR	GB	at Car	SF	Min	at SF	KC	Ari
Points	24	17	24	20	31											
1 Qtr	7	0	0	7	7											
2 Qtr	3	3	17	0	10											
3 Qtr	7	0	0	10	14											
4 Qtr	7	14	7	3	0											
OT	-	-	-	-	-											
First Down	13	17	18	19	20											
Rush	1	6	6	11	8											
Pass	10	10	10	6	9											
Penalty	2	1	2	2	3											
3rd Down Eff	2/12	5/13	7/16	0/10	7/12											
Percent	17%	38%	44%	0%	58%											
4th Down Eff	0/0	0/0	0/0	1/2	0/0											
Percent	-	-	-	50%	-											
Total Net Yds	306	276	295	331	373											
Plays	55	64	67	62	55											
Avg	5.6	4.3	4.4	5.3	6.8											
Net Yds Rush	64	74	113	171	190											
Plays	16	22	39	34	32											
Avg	4.0	3.4	2.9	5.0	5.9											
Net Yds Pass	242	202	182	160	183											
Sack/loss	6/56	6/24	2/10	2/12	2/15											
Gross Yds	298	226	192	172	198											
Att/Comp	33/19	36/22	26/16	26/19	21/13											
Int	2	1	0	0	0											
Avg	6.2	4.8	6.5	5.7	8.0											
Punts/Avg	6/59.0	7/45.1	8/43.8	4/47.5	4/34.5											
Blocked	0	0	0	0	0											
Punt Ret/Yds	3/11	1/14	3/25	4/39	1/-3											
Kickoff Ret/Yds	2/39	0/0	3/66	3/65	4/95											
Int Ret/Yds	3/64	2/8	2/0	0/0	2/26											
Penalties/Yds	7/45	5/37	10/67	8/57	7/50											
Fumbles/Lost	3/1	3/1	1/0	3/0	0/0											
Touchdowns	3	2	3	2	4											
Rush	0	0	1	2	1											
Pass	3	2	2	0	3											
Returns	0	0	0	0	0											
Defense	0	0	0	0	0											
Safeties	0	0	0	0	0											
1 Pt PAT/Att	3/3	2/2	3/3	2/2	4/4											
2 Pt PAT/Att	0/0	0/0	0/0	0/0	0/0											
FG/Att	1/2	1/1	1/1	2/4	1/1											
Time of Poss	24:52	25:36	32:44	31:46	30:30											
Take/Give Ratio	3/3	2/2	3/0	1/0	2/0											
Avg Drive Start	Sea27	Sea24	Sea27	Sea35	Sea27											

Opponent Game-by-Game

	9/9	9/17	9/23	9/30	10/7	10/14	10/28	11/4	11/11	11/15	11/25	12/2	12/10	12/16	12/23	12/30
	at Den	at Chi	Dal	at Ari	LAR	at Oak	at Det	LAC	at LAR	GB	at Car	SF	Min	at SF	KC	Ari
Points	27	24	13	17	33											
1 Qtr	7	7	0	0	7											
2 Qtr	10	3	3	10	10											
3 Qtr	3	0	3	0	7											
4 Qtr	7	14	7	7	9											
OT	-	-	-	-	-											
First Down	25	20	17	18	30											
Rush	8	7	7	6	9											
Pass	15	11	8	9	17											
Penalty	2	2	2	3	4											
3rd Down Eff	4/12	5/12	3/13	5/12	3/9											
Percent	33%	42%	23%	42%	33%											
4th Down Eff	0/0	1/1	1/2	0/0	1/1											
Percent	-	100%	50%	-	100%											
Total Net Yds	470	271	303	263	468											
Plays	72	63	58	56	63											
Avg	6.5	4.3	5.2	4.7	7.4											
Net Yds Rush	146	86	166	92	155											
Plays	32	27	19	28	30											
Avg	4.6	3.2	8.7	3.3	5.2											
Net Yds Pass	324	185	137	171	313											
Sack/loss	1/5	2/15	5/31	1/9	1/8											
Gross Yds	329	200	168	180	321											
Att/Comp	39/25	24/35	34/19	27/15	32/23											
Int	3	2	2	0	2											
Avg	8.1	5.1	3.5	6.1	9.5											
Punts/Avg	6/44.5	5/41.2	5/48.0	5/50.6	1/38.0											
Blocked	0	0	0	0	0											
Punt Ret/Yds	2/9	4/58	4/20	1/0	1/11											
Kickoff Ret/Yds	0/0	2/15	3/81	2/55	6/128											
Int Ret/Yds	2/0	1/49	0/0	0/0	0/0											
Penalties/Yds	7/60	7/55	7/55	5/38	7/45											
Fumbles/Lost	0/0	0/0	1/1	2/1	2/0											
Touchdowns	3	3	1	2	4											
Rush	0	0	0	1	3											
Pass	3	2	1	1	1											
Returns	0	0	0	0	0											
Defense	0	1	0	0	0											
Safeties	0	0	0	0	0											
1 Pt PAT/Att	3/3	3/3	1/1	2/2	3/4											
2 Pt PAT/Att	0/0	0/0	0/0	0/0	0/0											
FG/Att	2/2	1/1	2/2	1/3	2/2											
Time of Poss	35:08	24:24	27:16	28:14	29:30											
Take/Give Ratio	3/3	2/2	0/3	0/1	0/2											
Avg Drive Start	Den27	Chi34	Dal26	Ari26	LA34											

Drive Chart

Seahawks Drives Ended By...

Date	Teams	Drives	3/Out	TD	FG	FGA	Pnt	Dwn	Trn	Saf	Clk	Points	Pts/Drv	Eff
9/9	Seattle	15	7	3	1	2	6	0	3	0	1	24	1.6	0.267
	at Denver	14	2	3	2	2	6	0	3	0	0	27	1.9	0.357
9/17	Seattle	12	5	2	1	1	7	0	2	0	0	17	1.4	0.250
	at Chicago	11	4	3	1	1	5	0	2	0	1	17	1.5	0.364
9/23	Seattle	13	7	3	1	1	8	0	0	0	1	24	1.8	0.308
	Dallas	12	5	1	2	2	5	1	3	0	0	13	1.1	0.250
9/30	Seattle	11	3	2	2	4	4	1	0	0	0	20	1.8	0.364
	at Arizona	11	4	2	1	3	5	0	1	0	0	17	1.5	0.273
10/7	Seattle	9	1	4	1	1	4	0	0	0	0	31	3.4	0.556
	L.A. Rams	10	1	4	2	2	1	0	2	0	1	33	3.3	0.600
10/14	Seattle													
	at Oakland													
10/28	Seattle													
	at Detroit													
11/4	Seattle													
	L.A. Chargers													
11/11	Seattle													
	at L.A. Rams													
11/15	Seattle													
	Green Bay													
11/25	Seattle													
	at Carolina													
12/2	Seattle													
	San Francisco													
12/10	Seattle													
	Minnesota													
12/16	Seattle													
	at San Fran.													
12/23	Seattle													
	Kansas City													
12/30	Seattle													
	Arizona													
Totals	Seahawks	60	23	14	6	9	29	1	5	0	2	116	1.9	0.333
	Opponents	58	16	13	8	10	22	1	11	0	2	107	1.8	0.362

Drive Breakdown

Seahawks Longest Drives

Most Plays

Date	Opponent	# of Plays	Net Yards	Time	Result
09/30/18	at Arizona	14	57	7:46	Field Goal
09/17/18	at Chicago	11	99	2:28	Touchdown
09/17/18	at Chicago	10	75	4:02	Touchdown
09/23/18	vs. Dallas	10	72	5:49	Touchdown
09/23/18	vs. Dallas	10	64	3:52	Touchdown

Most Net Yards

Date	Opponent	Net Yards	# of Plays	Time	Result
09/17/18	at Chicago	99	11	2:28	Touchdown
09/09/18	at Denver	78	6	1:46	Field Goal
09/17/18	at Chicago	75	10	4:02	Touchdown
10/07/18	vs. L.A. Rams	75	9	4:26	Touchdown
10/07/18	vs. L.A. Rams	75	7	3:29	Touchdown

Longest Time of Possession

Date	Opponent	Time	Net Yards	# of Plays	Result
09/30/18	at Arizona	7:46	57	14	Field Goal
09/23/18	vs. Dallas	5:49	72	10	Touchdown
10/07/18	vs. L.A. Rams	5:45	74	9	Touchdown
09/23/18	vs. Dallas	5:44	44	10	Punt
10/07/18	vs. L.A. Rams	4:26	75	9	Touchdown

Opponents Longest Drives

Most Plays

Date	Team	# of Plays	Net Yards	Time	Result
09/30/18	at Arizona	13	68	5:30	Field Goal
09/30/18	at Arizona	12	49	5:21	Missed FG
09/17/18	at Chicago	12	44	5:26	Field Goal
09/17/18	at Chicago	11	66	6:15	Touchdown
09/17/18	at Chicago	10	96	5:40	Touchdown

Most Net Yards

Date	Team	Net Yards	# of Plays	Time	Result
09/17/18	at Chicago	96	10	5:40	Touchdown
09/30/18	at Arizona	80	5	2:39	Touchdown
10/07/18	vs. L.A. Rams	79	8	3:35	Field Goal
09/09/18	at Denver	75	7	3:35	Touchdown
09/09/18	at Denver	75	7	2:54	Touchdown

Longest Time of Possession

Date	Team	Time	Net Yards	# of Plays	Result
09/17/18	at Chicago	6:15	66	11	Touchdown
09/17/18	at Chicago	5:40	96	10	Touchdown
09/30/18	at Arizona	5:30	68	13	Field Goal
10/07/18	vs. L.A. Rams	5:30	64	9	Touchdown
09/17/18	at Chicago	5:26	44	12	Field Goal

Inside 20

Date	Teams	Scores/ Trips	TD	FG/ Att	Points	Int	Fum	Downs	Clock
9/9	Seattle	2 / 2	1	1 / 1	10	0	0	0	0
	at Denver	1 / 1	1	0 / 0	7	0	0	0	0
9/17	Seattle	2 / 2	2	0 / 0	14	0	0	0	0
	at Chicago	3 / 3	2	1 / 1	17	0	0	0	0
9/23	Seattle	2 / 2	2	0 / 0	14	0	0	0	0
	Dallas	2 / 3	1	1 / 1	10	1	0	0	0
9/30	Seattle	2 / 2	1	1 / 1	10	0	0	0	0
	at Arizona	3 / 3	2	1 / 1	17	0	0	0	0
10/7	Seattle	2 / 2	2	0 / 0	14	0	0	0	0
	L.A. Rams	5 / 6	4	1 / 1	30	1	0	0	0
10/14	Seattle								
	at Oakland								
10/28	Seattle								
	at Detroit								
11/4	Seattle								
	L.A. Chargers								
11/11	Seattle								
	at L.A. Rams								
11/15	Seattle								
	Green Bay								
11/25	Seattle								
	at Carolina								
12/2	Seattle								
	San Francisco								
12/10	Seattle								
	Minnesota								
12/16	Seattle								
	at San Fran.								
12/23	Seattle								
	Kansas City								
12/30	Seattle								
	Arizona								
Totals	Seahawks	10 / 10	8	2 / 2	62	0	0	0	0
	Opponents	14 / 16	10	4 / 4	81	2	0	0	0

Third Down Efficiency

Date	Teams	Yards to go...										Total	Pct.
		1	2	3	4	5	6	7	8	9	10+		
9/9	Seattle	0 / 1	0 / 0	0 / 2	0 / 0	0 / 1	0 / 0	1 / 2	0 / 0	0 / 1	1 / 5	2 / 12	17%
	at Denver	0 / 0	1 / 1	1 / 2	0 / 0	0 / 1	0 / 3	0 / 1	0 / 0	0 / 0	2 / 4	4 / 12	33%
9/17	Seattle	1 / 1	1 / 2	0 / 1	0 / 0	1 / 1	0 / 1	0 / 1	2 / 3	0 / 0	0 / 3	5 / 13	38%
	at Chicago	1 / 2	0 / 0	0 / 1	1 / 1	1 / 1	1 / 3	1 / 2	0 / 0	0 / 0	0 / 2	5 / 12	42%
9/23	Seattle	1 / 1	0 / 0	1 / 1	0 / 3	1 / 1	1 / 3	0 / 2	0 / 0	1 / 2	2 / 3	7 / 16	44%
	Dallas	0 / 1	1 / 3	0 / 0	1 / 1	0 / 1	0 / 1	1 / 1	0 / 0	0 / 2	0 / 3	3 / 13	23%
9/30	Seattle	0 / 1	0 / 0	0 / 1	0 / 1	0 / 1	0 / 1	0 / 0	0 / 0	0 / 2	0 / 3	0 / 10	0%
	at Arizona	1 / 1	0 / 0	0 / 1	0 / 0	2 / 2	1 / 2	0 / 0	0 / 0	0 / 1	1 / 5	5 / 12	42%
10/7	Seattle	2 / 2	1 / 1	1 / 2	0 / 1	0 / 0	1 / 2	1 / 1	0 / 0	0 / 0	1 / 3	7 / 12	58%
	L.A. Rams	0 / 2	1 / 1	0 / 0	0 / 1	1 / 1	0 / 0	0 / 1	0 / 0	0 / 0	1 / 3	3 / 9	33%
10/14	Seattle												
	at Oakland												
10/28	Seattle												
	at Detroit												
11/4	Seattle												
	L.A. Chargers												
11/11	Seattle												
	at L.A. Rams												
11/15	Seattle												
	Green Bay												
11/25	Seattle												
	at Carolina												
12/2	Seattle												
	San Francisco												
12/10	Seattle												
	Minnesota												
12/16	Seattle												
	at San Fran.												
12/23	Seattle												
	Kansas City												
12/30	Seattle												
	Arizona												
Totals	Seahawks	4 / 6	2 / 3	2 / 7	0 / 5	2 / 4	2 / 7	2 / 6	2 / 3	1 / 5	4 / 17	21 / 63	33%
	Opponents	2 / 6	3 / 5	1 / 4	2 / 3	4 / 6	2 / 9	2 / 5	0 / 0	0 / 3	4 / 17	20 / 58	34%

Passer Ratings

Date	Teams	Attempts	Completions	Pct.	Yards	TD	INT	Rating
9/9	Seattle	33	19	58%	298	3	2	92.7
	at Denver	39	25	64%	329	3	3	84.2
9/17	Seattle	36	22	61%	226	2	1	86.1
	at Chicago	34	25	74%	200	2	2	83.0
9/23	Seattle	26	16	62%	192	2	0	109.8
	Dallas	34	19	56%	168	1	2	54.5
9/30	Seattle	26	19	73%	172	0	0	90.5
	at Arizona	27	15	56%	180	1	0	88.5
10/7	Seattle	21	13	62%	198	3	0	132.5
	L.A. Rams	32	23	72%	321	1	2	88.2
10/14	Seattle							
	at Oakland							
10/28	Seattle							
	at Detroit							
11/4	Seattle							
	L.A. Chargers							
11/11	Seattle							
	at L.A. Rams							
11/15	Seattle							
	Green Bay							
11/25	Seattle							
	at Carolina							
12/2	Seattle							
	San Francisco							
12/10	Seattle							
	Minnesota							
12/16	Seattle							
	at San Fran.							
12/23	Seattle							
	Kansas City							
12/30	Seattle							
	Arizona							
Totals	Seahawks	142	89	63%	1086	10	3	100.9
	Opponents	166	107	64%	1198	8	9	79.3

Superlatives

Overall	2-3	When Leading at Halftime	1-0
Home	1-1	When Trailing at Halftime	1-2
Road	1-2	When Leading After 3 Quarters	2-1
		When Trailing After 3 Quarters	0-2
By Month		When Tied After 3 Quarters	0-0
September	2-2		
October	0-1	When Scoring...	
November	0-0	First	2-2
December	0-0	Less than 20	0-1
January	0-0	20+	2-2
Turf		When Outrushing Opponents	1-1
Artificial	1-1		
Natural	1-2	When + in Time of Possession	2-1
		When - in Time of Possession	0-2
Indoors	1-0	When = in Time of Possession	0-0
Vs. AFC	0-1	When + in Takeaway/Giveaway	2-1
North	0-0	When - in Takeaway/Giveaway	0-0
West	0-1	When = in Takeaway/Giveaway	0-2
East	0-0		
South	0-0	With a 100-Yard Rusher	2-1
		With a 100-Yard Receiver	0-1
Vs. NFC	2-2	With a 300-Yard Passer	0-0
North	0-1		
West	1-1	Versus a 100-Yard Rusher	1-0
East	1-0	Versus a 100-Yard Receiver	0-1
South	0-0	Versus a 300-Yard Passer	0-2

Weekly Team Rankings

NFL

Week	OFFENSE			DEFENSE		
	Total	Rush	Pass	Total	Rush	Pass
1	24	30	14	28	26	29
2	27	29	22	20	23	19
3	27	27	22	17	30	8
4	28	17	29	7	27	5
5	27	8	27	13	29	6
6						
7						
8						
9						
10						
11						
12						
13						
14						
15						
16						
17						

NFC

Week	OFFENSE			DEFENSE		
	Total	Rush	Pass	Total	Rush	Pass
1	10	14	6	14	13	14
2	12	13	10	11	11	10
3	14	12	11	9	15	5
4	15	8	14	5	13	3
5	14	5	14	9	14	3
6						
7						
8						
9						
10						
11						
12						
13						
14						
15						
16						
17						

T = Tied for position

Italics = Bye week

Individual Highs

SCORING

POINTS	<i>(non kicker)</i>		
	Seahawks:	12 2 times (Last: D. Moore vs. LAR)	10/7
	Opponents:	18 T. Gurley vs. L.A. Rams	10/7
LONGEST TD	Seahawks:	52 T. Lockett vs. Dallas	9/23
	Opponents:	49 P. Amukamura at Chicago (INT)	9/17

RUSHING

ATTEMPTS	Seahawks:	32 C. Carson vs. Dallas	9/23
	Opponents:	22 2 times (Last: T. Gurley vs. LAR)	10/7
YARDS	Seahawks:	116 C. Carson vs. L.A. Rams	10/7
	Opponents:	127 E. Elliott vs. Dallas	9/23
LONGEST, NO TD	Seahawks:	37 M. Davis vs. L.A. Rams	10/7
	Opponents:	56 R. Woods vs. L.A. Rams	10/7
TOUCHDOWNS	Seahawks:	2 M. Davis at Arizona	9/30
	Opponents:	3 T. Gurley vs. L.A. Rams	10/7
LONGEST TD	Seahawks:	20 M. Davis at Arizona	9/30
	Opponents:	5 T. Gurley vs. L.A. Rams	10/7

PASSING

ATTEMPTS	Seahawks:	36 R. Wilson at Chicago	9/17
	Opponents:	39 C. Keenum at Denver	9/9
COMPLETIONS	Seahawks:	22 R. Wilson at Chicago	9/17
	Opponents:	25 2 times (Last: M. Trubisky at Chi)	9/17
YARDS	Seahawks:	298 R. Wilson at Denver	9/9
	Opponents:	329 C. Keenum at Denver	9/9
COMPLETION PCT.	Seahawks:	73.1 R. Wilson at Arizona	9/30
	Opponents:	73.5 M. Trubisky at Chicago	9/17
LONGEST, NO TD	Seahawks:	66 R. Wilson at Denver	9/9
	Opponents:	31 3 times (Last: J. Goff vs. L.A. Rams)	10/7
PASSER RATING	Seahawks:	132.5 R. Wilson vs. L.A. Rams	10/7
	Opponents:	88.5 J. Rosen at Arizona	9/30
TOUCHDOWNS	Seahawks:	3 2 times (Last: R. Wilson vs. LAR)	10/7
	Opponents:	3 C. Keenum at Denver	9/9
LONGEST TD	Seahawks:	52 R. Wilson vs. Dallas	9/23
	Opponents:	43 C. Keenum at Denver	9/9
INTERCEPTIONS	Seahawks:	2 R. Wilson at Denver	9/9
	Opponents:	3 C. Keenum at Denver	9/9

RECEIVING

RECEPTIONS	Seahawks:	5 3 times (Last: Lockett & Baldwin at Ari)	9/30
	Opponents:	10 2 times (Last: A. Robinson at Chi)	9/17

YARDS	Seahawks:	105 W. Dissly at Denver	9/9
	Opponents:	135 E. Sanders at Denver	9/9

LONGEST, NO TD	Seahawks:	66 W. Dissly at Denver	9/9
	Opponents:	31 3 times (Last: R. Woods vs. LAR)	10/7

TOUCHDOWNS	Seahawks:	2 D. Moore vs. L.A. Rams	10/7
	Opponents:	1 8 times (Last: C. Kupp vs. LAR)	10/7

LONGEST TD	Seahawks:	52 T. Lockett vs. Dallas	9/23
	Opponents:	43 E. Sanders at Denver	9/9

INTERCEPTIONS

INTERCEPTIONS	Seahawks:	2 3 times (Last: E. Thomas vs. Dal)	9/23
	Opponents:	1 3 times (Last: P. Amukamura at Chi)	9/17

YARDS	Seahawks:	39 B. McDougald at Denver	9/9
	Opponents:	49 P. Amukamura at Chicago	9/17

LONGEST	Seahawks:	39 B. McDougald at Denver	9/9
	Opponents:	49 P. Amukamura at Chicago	9/17

TOUCHDOWNS	Seahawks:	None	
	Opponents:	1 P. Amukamura at Chicago	9/17

PUNT RETURNS

RETURNS	Seahawks:	4 T. Lockett at Arizona	9/30
	Opponents:	4 2 times (Last: T. Austin vs. Dal)	9/23

FAIR CATCHES	Seahawks:	3 T. Lockett at Chicago	9/17
	Opponents:	1 4 times (Last: R. Woods vs. LAR)	10/7

YARDS	Seahawks:	39 T. Lockett at Arizona	9/30
	Opponents:	58 T. Cohen at Chicago	9/17

LONGEST	Seahawks:	19 T. Lockett at Arizona	9/30
	Opponents:	32 T. Cohen at Chicago	9/17

TOUCHDOWNS	Seahawks:	None	
	Opponents:	None	

KICKOFF RETURNS

RETURNS	Seahawks:	3 3 times (Last: T. Lockett vs. LAR)	10/7
	Opponents:	4 B. Countess vs. L.A. Rams	10/7

YARDS	Seahawks:	77 T. Lockett vs. L.A. Rams	10/7
	Opponents:	98 B. Countess vs. L.A. Rams	10/7

LONGEST	Seahawks:	42 T. Lockett vs. L.A. Rams	10/7
	Opponents:	40 B. Countess vs. L.A. Rams	10/7

TOUCHDOWNS	Seahawks:	None	
	Opponents:	None	

Top Performances

Seattle:

100 Yards Rushing							
Player	Game	Date	Att.	Yds	Avg.	LG	TD
Chris Carson	vs. LAR	10/7	19	116	6.1	21	0
Chris Carson	vs. Dal	9/23	32	102	3.2	13	1
Mike Davis	at Ari	9/30	21	101	4.8	20t	2
300 Yards Passing							
Player	Game	Date	Att.	Comp.	Yds.	TD	Int
100 Yards Receiving							
Player	Game	Date	No.	Yds.	LG	TD	
Will Dissly	at Den	9/9	3	105	66	1	
Multi-Sack Games							
Player	Game	Date			No.		
Jarran Reed	vs. Dal	9/23			2.0		

Opponents

[illegible]

Offensive Starters

[illegible]

Defensive Starters

[illegible]

Miscellaneous Statistics

DRIVE ENGINEERING

QB	Drives		Drives Ended By...								POINTS	POINTS	DRIVE
	Started	TD	FG	FGA	Punt	Down	Trn	Saf	Gm	Hlf	Yld	Drive	Eff
R. Wilson	60	14	6	9	29	1	5	0	1	1	116	1.9	0.333
SEATTLE	60	14	6	9	29	1	5	0	1	1	116	1.9	0.333
OPPONENTS	58	13	8	10	22	1	11	0	2	0	107	1.8	0.362

YARDS GAINED BY DOWN

TEAM	1st Down			2nd Down			3rd Down			4th Down			Season		
	Att	Yds	Avg	Att	Yds	Avg	Att	Yds	Avg	Att	Yds	Avg	Att	Yds	Avg
SEATTLE	132	654	5.0	106	625	5.9	63	312	5.0	2	9	4.5	303	1600	5.3
OPPONENTS	150	861	5.7	100	658	6.6	58	226	3.9	5	40	8.0	313	1785	5.7

FIRST DOWN TENDENCIES

TEAM	Rushing			Passing			Overall			Times Gained...			
	Plays	Yds	Avg	Plays	Yds	Avg	Plays	Yds	Avg	10+	5+	0	Neg
SEATTLE	75	259	3.5	57	395	6.9	132	654	5.0	53	66	68	32
OPPONENTS	76	392	5.2	74	469	6.3	150	861	5.7	67	74	73	30

THIRD DOWN EFFICIENCY

TEAM	3rd Down Situation										TOTAL	PCT
	1	2	3	4	5	6	7	8	9	10+		
SEATTLE	4 / 6	2 / 3	2 / 7	0 / 5	2 / 4	2 / 7	2 / 6	2 / 3	1 / 5	4 / 17	21 / 63	33.3%
OPPONENTS	2 / 6	3 / 5	1 / 4	2 / 3	4 / 6	2 / 9	2 / 5	0 / 0	0 / 3	4 / 17	20 / 58	34.5%

INSIDE THE 20

	NO	TD	FG	FGA	Int	Fmb	Down	Game	Half	Points
SEATTLE	10	8	2	2	0	0	0	0	0	62
OPPONENTS	16	10	4	4	2	0	0	0	0	81

GOAL-TO-GO

	NO	TD	FG	FGA	Int	Fmb	Down	Game	Half	Points
SEATTLE	6	5	1	1	0	0	0	0	0	38
OPPONENTS	11	4	1	1	1	0	0	0	0	65

TAKEAWAYS / GIVEAWAYS

	NO	Resulting in...	TD	FG	FGA	Saf	Int	Fmb	Punt	Down	Gm	Half	Points
TAKEAWAYS	11		3	0	1	0	0	0	5	0	0	2	21
	NO	Resulting in...	TD	FG	FGA	Saf	Int	Fmb	Punt	Down	Gm	Half	Points
GIVEAWAYS	5		1	1	1	0	1	0	1	0	1	0	10

Takeaways/Giveaways

		Takeaways		Giveaways		
Date	Opponent	Fumbles	Interceptions	Fumbles	Interceptions	+/-
9/9	at Denver	0	3	1	2	0
9/17	at Chicago	0	2	1	1	0
9/23	Dallas	1	2	0	0	3
9/30	at Arizona	1	0	0	0	1
10/7	L.A. Rams	0	2	0	0	2
10/14	at Oakland					
10/28	at Detroit					
11/4	L.A. Chargers					
11/11	at L.A. Rams					
11/15	Green Bay					
11/25	at Carolina					
12/2	San Francisco					
12/10	Minnesota					
12/16	at San Francisco					
12/23	Kansas City					
12/30	Arizona					
Totals		2	9	2	3	6

Longest Plays

Passes 20+ Yards <i>(Top 5 in bold)</i>		TOP 5	Runs 10+ Yards <i>(Top 5 in bold)</i>	
9/9 at Denver		Passes	9/10 at Green Bay	
Russell Wilson to Will Dissly	66	66	Chris Carson	24
Russell Wilson to Tyler Lockett	51t	52t	Chris Carson	10
Russell Wilson to Will Dissly	24	51t		
Russell Wilson to Brandon Marshall	20t	44	9/17 at Chicago	
		39	Rashaad Penny	10
9/17 at Chicago				
Russell Wilson to Will Dissly	34		9/23 vs. Dallas	
Russell Wilson to Tyler Lockett	20		Chris Carson	13
		Runs	Chris Carson	11
9/23 vs. Dallas		37		
Russell Wilson to Tyler Lockett	52t	24	9/30 at Arizona	
Russell Wilson to Brandon Marshall	27	21	Mike Davis	20t
		20t	Mike Davis	16
9/30 at Arizona		18	Rashaad Penny	15
Russell Wilson to David Moore	30		Rashaad Penny	14
Russell Wilson to Brandon Marshall	27		Mike Davis	13
			Russell Wilson	10
10/7 vs. L.A. Rams				
Russell Wilson to Tyler Lockett	44		10/7 vs. L.A. Rams	
Russell Wilson to Tyler Lockett	39		Mike Davis	37
Russell Wilson to Nick Vannett	32		Chris Carson	21
Russell Wilson to David Moore	30t		Chris Carson	18
			Chris Carson	16
			Chris Carson	11



POS.
S

NO.
35

MAURICE
ALEXANDER

Height

6-2

Weight

220

College

Utah State

Seasons

NFL 5th, Seahawks 1st

Born

February 16, 1991

Hometown

St. Louis, Mo.

ALEXANDER'S 2018 SEASON

Was released on September 1. Re-signed as a free agent on October 3. **vs. LAR (10/7)** Saw action on special teams and had three stops.

Game	G/S	T	S	A	QB	Yds.	QH	Int.	Yds.	PD	FF	FR	Yds.
LAR (10/7)	1/0					Special Teams Only							
Totals	1/0	0	0	0	0.0	0.0	0	0	0	0	0	0	0

Additional Stats: Special Teams Tackles: 3

M. ALEXANDER'S NFL RECORD

Club	G/S	Tackles			Sacks		Interceptions							
		Tkl	So	Ast	QB	Yds	No	Yds	Avg	LG	TD	PD	FF	FR Yds
2014 L.A. Rams	9/0	0	0	0	0.0	0.0	0	0	0.0	0	0	0	0	0
2015 L.A. Rams	14/5	40	29	11	2.0	20.0	0	0	0.0	0	0	2	0	0
2016 L.A. Rams	14/14	66	46	20	1.0	9.0	2	19	9.5	19	0	6	0	0
2017 Seattle	1/0	0	0	0	0.0	0.0	0	0	0.0	0	0	0	0	0
NFL TOTALS	38/19	106	75	31	3.0	29.0	2	19	9.5	19	0	8	0	0

M. ALEXANDER'S SINGLE-GAME HIGHS

Tackles: 9, at San Francisco (1/3/16)

FF: None

Sacks: 1.0, 3 Times, Last at Arizona (10/2/16)

FR: None

INT: 1, 2 Times, Last vs. Arizona (1/1/17)

FR TD: None

INT TD: None

ADDITIONAL STATS

Special Teams Tackles: 2014 (7), 2015 (4), 2018 (3); **Career:** (14).



POS.

WR

NO.

89

DOUG BALDWIN

Height

5-10

Weight

192

College

Stanford

Seasons

NFL 8th, Seahawks 8th

Born

September 21, 1988

Hometown

Gulf Breeze, Fla.

BALDWIN'S 2018 SEASON

at Den (9/9) Started at WR, but injured knee in the first half and did not play the second half. at Chi (9/17) Inactive (knee). Dal (9/23) Inactive (knee). at Az (9/30) Returned to action and started at WR. Tied for team lead with five receptions.

2018	Opponent	No	Yds	Avg	LG	TD
9/9	at Denver	0	0	0.0	0	0
9/17	at Chicago	Inactive (knee)				
9/23	Dallas	Inactive (knee)				
9/30	at Arizona	5	41	8.2	18	0
10/7	L.A. Rams	1	1	1.0	1	0
TOTALS (3/3)		6	42	7.0	18	0

BALDWIN'S NFL RECORD

		Receiving						Rushing					
Club	G/S	No	Yds	Avg	LG	TD	Att	Yds	Avg	LG	TD		
2011 Seattle	16/1	51	788	15.5	55t	4	1	-2	-2.0	-2	0		
2012 Seattle	14/4	29	366	12.6	50	3	0	0	0.0	0	0		
2013 Seattle	16/9	50	778	15.6	52	5	2	6	3.0	0	0		
2014 Seattle	16/16	66	825	12.5	49	3	1	8	8.0	8	0		
2015 Seattle	16/16	78	1,069	13.7	80t	14	0	0	0.0	0	0		
2016 Seattle	16/15	94	1,128	12.0	59	7	3	2	0.7	4	0		
2017 Seattle	16/16	75	991	13.2	54	8	2	-8	-4.0	-3	0		
2018 Seattle	3/3	6	42	7.0	18	0	0	0	0.0	0	0		
NFL TOTALS		113/80	449	5,987	13.4	80t	44	9	6	0.7	8	0	

POSTSEASON

		Receiving						Rushing					
Club	G/S	No	Yds	Avg	LG	TD	Att	Yds	Avg	LG	TD		
2012 Seattle	2/0	3	45	15.0	33	0	0	0	0.0	0	0		
2013 Seattle	3/2	13	202	15.5	51	1	0	0	0.0	0	0		
2014 Seattle	3/3	10	147	14.7	35	2	1	0	0.0	0	0		
2015 Seattle	2/2	13	124	9.5	22	1	0	0	0.0	0	0		
2016 Seattle	2/1	16	184	11.5	42	2	2	7	3.5	6	0		
NFL TOTALS		12/8	55	702	12.8	51	6	2	6	3.0	6	0	

BALDWIN'S SINGLE-GAME HIGHS

Most Receptions: 13, at Arizona (9/24/16)

Longest Reception: 80t, vs. Pittsburgh (11/29/15)

Most Receiving Yards: 171, at Arizona (9/24/16)

Most Touchdowns: 3, 2 Times, Last at Balt (12/13/15)

ADDITIONAL STATS

Special Teams: 2011: Blocked punt (1 vs. St. Louis 12/12/11); Kickoff returns (1 for 37 yards vs. St. Louis 12/12/11). **2012:** Tackles 1. Kickoff returns (1 for 3 yards at Carolina 10/7/12). **2013:** Kickoff returns (2 for 57 yards - long 37 - vs. Arizona 12/22/13). **2014:** Kickoff returns (5 for 81 yards - 16.2 avg. - 24 long); Punt returns (6 for 42 yards - 7.0 avg. - 38 long); Blocked punt (1 vs. Dallas 10/12/14).

Passing: 2016: 1-1 for 15 yards and a TD; **Career:** 1-1 for 15 yards and a TD.

Postseason Special Teams: 2014: Tackles 1. Kickoff returns (3 for 58 yards - 19.3 avg. - 28 long).

BALDWIN'S GAME-BY-GAME RECEIVING


2011	Opponent	No	Yds	Avg	LG	TD	2012	Opponent	No	Yds	Avg	LG	TD
9/11	at San Francisco	4	83	20.8	55t	1	9/9	at Arizona	2	5	2.5	4	0
9/18	at Pittsburgh	1	4	4.0	4	0	9/16	Dallas	1	8	8.0	8	0
9/25	Arizona	2	23	11.5	20	0	9/24	Green Bay	Inactive (shoulder)				
10/2	Atlanta	5	84	16.8	30	0	9/30	at St. Louis	1	10	10.0	10	0
10/9	at NY Giants	8	136	17.0	27t	1	10/7	at Carolina	3	37	12.3	19	0
10/23	at Cleveland	0	0	0.0	0	0	10/14	New England	2	74	37.0	50	1
10/20	Cincinnati	5	73	14.6	31	0	10/18	at San Francisco	2	15	7.5	8	0
11/6	at Dallas	3	31	10.3	25	0	10/28	at Detroit	Inactive (ankle)				
11/13	Baltimore	1	50	50.0	50	0	11/4	Minnesota	1	6	6.0	6	0
11/20	at St. Louis	3	60	20.0	35	0	11/11	N.Y. Jets	3	42	14.0	18	0
11/27	Washington	5	60	12.0	24	0	11/25	at Miami	1	14	14.0	14	0
12/1	Philadelphia	1	21	21.0	21	0	12/2	at Chicago	4	46	11.5	20	0
12/12	St. Louis	7	93	13.3	29t	1	12/9	Arizona	2	29	14.5	27	0
12/18	at Chicago	1	13	13.0	13	0	12/16	at Buffalo	1	8	8.0	8	0
12/24	San Francisco	2	17	8.5	13t	1	12/23	San Francisco	4	53	13.3	43	2
1/1	at Arizona	3	40	13.3	21	0	12/30	St. Louis	2	19	9.5	12	0
TOTALS (16/1)		51	788	15.5	55t	4	TOTALS (14/4)		29	366	12.6	50	3
							1/6	at Washington	2	39	19.5	33	0
							1/13	at Atlanta	1	6	6.0	6	0
							PLAYOFF TOTALS (2/0)		3	45	15.0	33	0

2013	Opponent	No	Yds	Avg	LG	TD	2014	Opponent	No	Yds	Avg	LG	TD
9/8	at Carolina	7	91	13.0	25	0	9/4	Green Bay	3	14	4.7	6	0
9/15	San Francisco	1	51	51.0	51	0	9/14	at San Diego	3	35	11.7	16	0
9/22	Jacksonville	1	35	35.0	35t	1	9/21	Denver	4	56	14.0	16	0
9/29	at Houston	3	39	13.0	24	0	10/6	at Washington	4	50	12.5	20	0
10/6	at Indianapolis	5	80	16.0	27	0	10/12	Dallas	2	32	16.0	20	0
10/13	Tennessee	4	48	12.0	28	0	10/19	at St. Louis	7	123	17.6	49	1
10/17	at Arizona	1	16	16.0	16	0	10/26	at Carolina	6	61	10.2	18	0
10/28	at St. Louis	1	12	12.0	12	0	11/2	Oakland	5	38	7.6	20	0
11/3	Tampa Bay	6	75	12.5	28	1	11/9	N.Y. Giants	4	31	7.8	14	0
11/10	at Atlanta	5	76	15.2	30	0	11/16	at Kansas City	6	45	7.5	23	1
11/17	Minnesota	2	63	31.5	44	1	11/23	Arizona	2	6	3.0	3	0
12/2	New Orleans	4	77	19.3	52	1	11/27	at San Francisco	2	28	14.0	24	0
12/8	at San Francisco	3	36	12.0	14	0	12/7	at Philadelphia	5	97	19.4	25	1
12/15	at N.Y. Giants	6	71	11.8	25	1	12/14	San Francisco	3	53	17.7	35	0
12/22	Arizona	1	8	8.0	8	0	12/21	at Arizona	7	113	16.1	49	0
12/29	St. Louis	0	0	0.0	0	0	12/28	St. Louis	3	43	14.3	38	0
TOTALS (16/9)		50	778	15.6	52	5	TOTALS (16/16)		66	825	12.5	49	3
1/11	New Orleans	2	30	15.0	24	0	1/10	Carolina	3	38	12.7	16t	1
1/19	San Francisco	6	106	17.7	51	0	1/18	Green Bay	6	106	17.7	35	0
2/2	Denver	5	66	13.2	37	1	2/1	New England	1	3	3.0	3t	1
PLAYOFF TOTALS (3/2)		13	202	15.5	51	1	PLAYOFF TOTALS (3/3)		10	147	14.7	35	2

BALDWIN'S GAME-BY-GAME RECEIVING

2015	Opponent	No	Yds	Avg	LG	TD	2016	Opponent	No	Yds	Avg	LG	TD
9/13	at St. Louis	7	35	5.0	8	0	9/11	Miami	9	92	10.2	22	1
9/20	at Green Bay	7	92	13.1	32	1	9/18	at L.A. Rams	3	20	6.7	8	0
9/27	Chicago	3	35	11.7	22	0	9/25	San Francisco	8	164	20.5	59	1
10/5	Detroit	3	36	12.0	24t	1	10/2	at N.Y. Jets	4	54	13.5	38	0
10/11	at Cincinnati	3	70	23.3	46	0	10/16	Atlanta	4	31	7.8	11	0
10/18	Carolina	3	23	7.7	14	0	10/23	at Arizona	6	69	11.5	27	0
10/22	at San Francisco	2	19	9.5	15	0	10/30	at New Orleans	4	51	12.8	27	0
11/1	at Dallas	3	35	11.7	15	0	11/7	Buffalo	6	89	14.8	50	0
11/15	Arizona	7	134	19.1	33	1	11/13	at New England	6	59	9.8	18t	3
11/22	San Francisco	6	60	10.0	21	0	11/20	Philadelphia	4	104	26.0	44	0
11/29	Pittsburgh	6	145	24.2	80t	3	11/27	at Tampa Bay	7	34	4.9	12	0
12/6	at Minnesota	5	94	18.8	53t	2	12/4	Carolina	7	65	9.3	29	0
12/13	at Baltimore	6	82	13.7	22t	3	12/11	at Green Bay	6	46	7.7	10	0
12/20	Cleveland	4	45	11.3	27	2	12/15	L.A. Rams	5	35	7.0	17	1
12/27	St. Louis	8	118	14.8	28	1	12/24	Arizona	13	171	13.2	42t	1
1/3	at Arizona	5	46	9.2	15	0	1/1	at San Francisco	2	44	22.0	41	0
TOTALS (16/16)		78	1,069	13.7	80t	14	TOTALS (16/15)		94	1,128	12.0	59	7
1/10	at Minnesota	5	42	8.4	22	1	1/7	Detroit	11	104	9.5	42	1
1/17	at Carolina	8	82	10.3	20	0	1/14	at Atlanta	5	80	16.0	31t	1
PLAYOFF TOTALS (2/2)		13	124	9.5	22	1	TOTALS (2/1)		16	184	11.5	42	2

2017	Opponent	No	Yds	Avg	LG	TD
09/10	at Green Bay	4	63	15.8	34	0
09/17	San Francisco	6	44	7.3	18	0
09/24	at Tennessee	10	105	10.5	36	1
10/01	Indianapolis	3	35	11.7	27	0
10/08	at L.A. Rams	4	37	9.3	15	0
10/22	at N.Y. Giants	9	92	10.2	32	1
10/29	Houston	6	54	9.0	13	0
11/05	Washington	7	108	15.4	30t	1
11/09	at Arizona	5	95	19.0	54	0
11/20	Atlanta	2	40	20.0	29t	1
11/26	at San Francisco	2	25	12.5	23	0
12/3	Philadelphia	5	84	16.8	47	0
12/10	at Jacksonville	3	78	26.0	43	1
12/17	L.A. Rams	1	6	6.0	6	0
12/24	at Dallas	4	35	8.8	20	1
12/31	Arizona	4	90	22.5	29t	2
TOTALS (16/16)		75	991	13.2	54	8



POS.
C
NO.
68

JUSTIN BRITT


Height 6-6
Weight 315
College Missouri
Seasons NFL 5th, Seahawks 5th
Born May 29, 1991
Hometown Lebanon, Mo.

BRITT'S 2018 SEASON

at Den (9/9) Started season opener at center. **at Chi (9/17)** Left the game late in the fourth quarter with an injured shoulder. **Dal (9/23)** Did not play center due to shoulder injury, but did serve as the backup center and saw action on special teams. **at Az (9/30)** Started at center after coming back from a shoulder injury. Helped lead team to a season-high 171 rushing yards, including a 100-yard rusher for second-straight week. **LAR (10/7)** Helped team rush for 190 yards and Carson reach 116 yards. First time since 2012 the Seahawks had a 100-yard rusher in three-straight games.

BRITT'S NFL RECORD

Year	Team	—	GP/GS	Postseason
2014	Seattle	—	16/16	2/2
2015	Seattle	—	16/16	2/2
2016	Seattle	—	15/15	2/2
2017	Seattle	—	16/16	
2018	Seattle	—	5/4	
NFL TOTALS		—	68/67	6/6



POS.
T

NO.
76

DUANE BROWN

Height

Weight

College

Seasons

Born

Hometown

6-4

315

Virginia Tech

NFL 11th, Seahawks 2nd

August 30, 1985

Richmond, Va.

BROWN'S 2018 SEASON

at **Den (9/9)** Started season opener at LT. at **Chi (9/17)** Started at LT. **Dal (9/23)** Started at LT. at **Az (9/30)** Started at LT and helped lead team to season-high 171 rushing yards, including a 100-yard rusher for second-straight week. **LAR (10/7)** Helped team rush for 190 yards and Carson reach 116 yards. First time since 2012 the Seahawks had a 100-yard rusher in three-straight games.

D. BROWN'S NFL RECORD										
Year	Team	—	GP/GS	Postseason	Year	Team	—	GP/GS	Postseason	
2008	Houston	—	16/16		2014	Houston	—	16/16		
2009	Houston	—	16/16		2015	Houston	—	14/14		
2010	Houston	—	12/12		2016	Houston	—	12/12		2/2
2011	Houston	—	16/16		2/2	2017	Houston	—		1/1
2012	Houston	—	16/16		2/2		Seattle	—		9/9
2013	Houston	—	14/14		2018	Seattle	—	5/5		
NFL TOTALS							—	147/147	6/6	



POS.

WR

NO.

18

JARON BROWN

Height

6-3

Weight

204

College

Clemson

Seasons

NFL 6th, Seahawks 1st

Born

January 8, 1990

Hometown

Cheraw, S.C.

Pronunciation

juh-RON

BROWN'S 2018 SEASON

at Den (9/9) Saw first action at WR for Seattle and had one reception for seven yards. Dal (9/23) Started in a 3-WR set and hauled in a 16-yard TD reception for Seattle's first score.

2018	Opponent	No	Yds	Avg	LG	TD
9/9	at Denver	1	7	7.0	7	0
9/17	at Chicago	3	36	12.0	19	0
9/23	Dallas	2	25	12.5	16t	1
9/30	at Arizona	0	0	0.0	0	0
10/7	L.A. Rams	0	0	0.0	0	0
TOTALS (5/1)		6	68	11.3	19	1
Additional Stats: Special Teams Tackles (2)						

J. BROWN'S NFL RECORD

Club	G/S	Receiving					Att	Rushing				
		No	Yds	Avg	LG	TD		Yds	Avg	LG	TD	TD
2013 Arizona	16/0	11	140	12.7	32	1	0	0	0.0	0	0	0
2014 Arizona	16/2	22	229	10.4	26t	2	0	0	0.0	0	0	0
2015 Arizona	16/0	11	144	13.1	39	1	0	0	0.0	0	0	0
2016 Arizona	7/2	11	187	17.0	51t	1	0	0	0.0	0	0	0
2017 Arizona	16/8	31	477	15.4	52t	4	0	0	0.0	0	0	0
2018 Seattle	5/1	6	68	11.3	19	1	0	0	0.0	0	0	0
NFL TOTALS	76/13	92	1,245	13.6	52t	10	0	0	0.0	0	0	0
Club	G/S	Receiving					Att	Rushing				
		No	Yds	Avg	LG	TD		Yds	Avg	LG	TD	TD
2014 Arizona	1/0	0	0	0.0	0	0	0	0	0.0	0	0	0
2015 Arizona	2/1	1	16	16.0	16	0	0	0	0.0	0	0	0
NFL TOTALS	3/1	1	16	16.0	16	0	0	0	0.0	0	0	0

J. BROWN'S SINGLE-GAME HIGHS

Most Receptions: 8, vs. San Francisco (10/1/17) **Most Rec. Yards:** 105, vs. San Francisco 10/1/17
Longest Reception: 52t, vs. Jacksonville (11/26/17) **Most TDs:** 1, 10 Times, Last vs. Dallas (9/23/18)

ADDITIONAL STATS

Special Teams Tackles: 2013 (5), 2014 (8), 2015 (5) 2016 (1), 2017 (5), 2018 (2); **Career:** 26.
Postseason: 2014 (1), 2015 (1); **Career:** (2).

J. BROWN'S GAME-BY-GAME RECEIVING

2013	Opponent	No	Yds	Avg	LG	TD	2014	Opponent	No	Yds	Avg	LG	TD					
9/6	at St. Louis	1	14	14.0	14	0	9/8	San Diego	1	6	6.0	6	0					
9/15	Detroit	1	11	11.0	11	0	9/14	at N.Y. Giants	0	0	0.0	0	0					
9/22	at New Orleans	0	0	0.0	0	0	9/21	San Francisco	0	0	0.0	0	0					
9/29	at Tampa Bay	1	19	19.0	19	0	10/5	at Denver	0	0	0.0	0	0					
10/6	Carolina	0	0	0.0	0	0	10/12	Washington	0	0	0.0	0	0					
10/13	at San Francisco	1	5	5.0	5	0	10/19	at Oakland	1	9	9.0	9	0					
10/17	Seattle	3	30	10.0	13	1	10/26	Philadelphia	1	7	7.0	7	0					
10/27	Atlanta	0	0	0.0	0	0	11/2	at Dallas	2	15	7.5	11t	1					
11/10	Houston	1	7	7.0	7	0	11/9	St. Louis	3	35	11.7	15	0					
11/17	at Jacksonville	0	0	0.0	0	0	11/16	Detroit	1	4	4.0	4	0					
11/24	Indianapolis	1	16	16.0	16	0	11/23	at Seattle	3	24	8.0	22	0					
12/1	at Philadelphia	1	6	6.0	6	0	11/30	at Atlanta	7	75	10.7	23	0					
12/8	St. Louis	1	32	32.0	32	0	12/7	Kansas City	2	48	24.0	26t	1					
12/15	at Tennessee	0	0	0.0	0	0	12/11	at St. Louis	0	0	0.0	0	0					
12/22	at Seattle	0	0	0.0	0	0	12/21	Seattle	1	6	6.0	6	0					
12/29	San Francisco	0	0	0.0	0	0	12/28	at San Francisco	0	0	0.0	0	0					
TOTALS (16/0)		11	140	12.7	32	1	TOTALS (16/2)		22	229	10.4	26t	2					
										1/3	at Carolina	0	0	0.0	0	0		
										PLAYOFF TOTALS (1/0)				0	0	0.0	0	0

2015	Opponent	No	Yds	Avg	LG	TD	2016	Opponent	No	Yds	Avg	LG	TD					
9/13	New Orleans	1	8	8.0	8	0	9/11	New England	1	18	18.0	18	0					
9/20	at Chicago	2	20	10.0	14	1	9/18	Tampa Bay	2	78	39.0	51t	1					
9/27	San Francisco	0	0	0.0	0	0	9/25	at Buffalo	3	49	16.3	23	0					
10/4	St. Louis	1	20	20.0	20	0	10/2	L.A. Rams	1	7	7.0	7	0					
10/11	at Detroit	0	0	0.0	0	0	10/6	at San Francisco	0	0	0.0	0	0					
10/18	at Pittsburgh	0	0	0.0	0	0	10/17	N.Y. Jets	4	35	8.8	12	0					
10/26	Baltimore	1	3	3.0	3	0	10/23	Seattle	0	0	0.0	0	0					
11/1	at Cleveland	1	39	39.0	39	0	TOTALS (7/2)		11	187	17.0	51t	1					
11/15	at Seattle	3	38	12.7	20	0												
11/22	Cincinnati	0	0	0.0	0	0												
11/29	at San Francisco	0	0	0.0	0	0												
12/6	at St Louis	0	0	0.0	0	0												
12/10	Minnesota	1	1	1.0	1	0												
12/20	at Philadelphia	1	15	15.0	15	0												
12/27	Green Bay	0	0	0.0	0	0												
1/3	Seattle	0	0	0.0	0	0												
TOTALS (16/0)		11	144	13.1	39	1												
1/16	Green Bay	0	0	0.0	0	0												
1/24	at Carolina	1	16	16.0	16	0												
PLAYOFF TOTALS (2/1)		1	16	16.0	16	0												
										2017		Opponent		No	Yds	Avg	LG	TD
										9/10		at Detroit		0	0	0.0	0	0
										9/17		at Indianapolis		4	73	18.3	22	0
										9/25		Dallas		2	27	13.5	25t	1
										10/1		San Francisco		8	105	13.1	32	0
										10/8		at Philadelphia		3	39	13.0	20	0
										10/15		Tampa Bay		1	30	30.0	30	0
										10/22		at L.A. Rams		2	37	18.5	21	0
										11/5		at San Francisco		1	3	3.0	3t	1
										11/9		Seattle		2	13	6.5	9	0
										11/19		at Houston		1	22	22.0	22	0
										11/26		Jacksonville		1	52	52.0	52t	1
										12/3		L.A. Rams		0	0	0.0	0	0
										12/10		Tennessee		2	15	7.5	9	0
										12/17		at Washington		1	9	9.0	9	0
										12/24		N.Y. Giants		2	27	13.5	21	0
										12/31		at Seattle		1	25	25.0	25t	1
										TOTALS (16/8)		31	477	15.4	52t	4		



POS.
LB

NO.
58

AUSTIN CALITRO

Height

6-0

Weight

240

College

Villanova

Seasons

NFL 2nd, Seahawks 1st

Born

January 10, 1994

Hometown

Danbury, Conn.

CALITRO'S 2018 SEASON

at **Den (9/9)** Saw first-career action at WLB sharing time with Shaquem Griffin. Had four solo stops and a special teams tackle. at **Chi (9/17)** Made first-career start at MLB in place of Bobby Wagner (groin) and tied for team lead with eight tackles (6 solo). **Dal (9/23)** Started at OLB in place of K.J. Wright (knee). Had a special teams tackle. at **Az (9/30)** Saw action on special teams and limited snaps at LB. **LAR (10/7)** Had one solo stop.

Game	G/S	T	S	A	QB	Yds.	QH	Int.	Yds.	PD	FF	FR	Yds.
at Den (9/9)	1/0	4	4	0	0.0	0.0	0	0	0	0	0	0	0
at Chi (9/17)	1/1	8	6	2	0.0	0.0	0	0	0	1	0	0	0
Dal (9/23)	1/1	0	0	0	0.0	0.0	0	0	0	0	0	0	0
at Ariz (9/30)	1/0	0	0	0	0.0	0.0	0	0	0	0	0	0	0
LAR (10/7)	1/0	1	1	0	0.0	0.0	0	0	0	0	0	0	0
Totals	5/2	13	11	2	0.0	0.0	0	0	0	1	0	0	0

Additional Stats: Special teams tackles (2).

CALITRO'S NFL RECORD

Club	G/S	Tackles			Sacks		Interceptions								
		Tkl	So	Ast	QB	Yds	No	Yds	Avg	LG	TD	PD	FF	FR	Yds
2018 Seattle	5/2	13	11	2	0.0	0.0	0	0	0.0	0	0	1	0	0	0
NFL TOTALS	5/2	13	11	2	0.0	0.0	0	0	0.0	0	0	1	0	0	0

CALITRO'S SINGLE-GAME HIGHS

Tackles: 8 at Chicago (9/17/18)

FF: None

Sacks: None

FR: None

Interceptions: None

ADDITIONAL STATS

Special Teams Tackles: 2018 (2); **Career:** 2.



POS.

RB

NO.

32

CHRIS CARSON

Height

5-11

Weight

222

College

Oklahoma State

Seasons

NFL 2nd, Seahawks 2nd

Born

September 16, 1994

Hometown

Lilburn, Ga.

CARSON'S 2018 SEASON

at **Den (9/9)** Started at RB and averaged 7.3 yards on seven carries for 51 yards. Also had three receptions for 28 yards. **Dal (9/23)** Notched first-career 100-yard game with 102 on a career high 32 carries. Had a 5-yard TD run, first of career. Also had a career-long, 19-yard reception. **at Az (9/30)** Inactive (hip). **LAR (10/7)** Rushed for a career-high 116 yards on 19 carries to lead the team.

	Opponent	Rushing					Receiving					Total
		Att	Yds	Avg	LG	TD	Rec	Yds	Avg	LG	TD	
09/09	at Denver	7	51	7.3	24	0	3	28	9.3	14	0	79
09/17	at Chicago	6	24	4.0	9	0	0	0	0.0	0	0	24
09/23	Dallas	32	102	3.2	13	1	2	22	11.0	19	0	124
09/30	at Arizona	Inactive (hip)										
10/07	L.A. Rams	19	116	6.1	21	0	1	11	11.0	11	0	127
TOTALS (4/4)		64	293	4.6	24	1	6	61	10.2	19	0	330

CARSON'S NFL RECORD

		Rushing						Receiving				
	Club	G/S	Att	Yds	Avg	LG	TD	No	Yds	Avg	LG	TD
2017	Seattle	4/3	49	208	4.2	30	0	7	59	8.4	10t	1
2018	Seattle	4/4	64	293	4.6	24	1	6	61	10.2	19	0
NFL TOTALS		8/7	113	501	4.4	30	1	13	120	9.2	19	1

CARSON'S SINGLE-GAME HIGHS

Rushing

Rush Att.: 32 vs. Dallas (9/23/18)

Rush Yards: 116 vs. L.A. Rams (10/7/18)

Longest Rush: 30 at Green Bay (9/10/17)

Most Rush TDs: 1 vs. Dallas (9/23/18)

Receiving

Most Rec.: 3, 2 Times, Last at Denver (9/9/18)

Most Rec. Yards: 28 at Denver (9/9/18)

Longest Rec.: 19 vs. Dallas (9/23/18)

Most Rec. TDs: 1 at Tennessee (9/24/17)

CARSON'S GAME-BY-GAME

	Opponent	Rushing					Receiving					Total
		Att	Yds	Avg	LG	TD	Rec	Yds	Avg	LG	TD	
2017												
09/10	at Green Bay	6	39	6.5	30	0	1	10	10.0	10	0	49
09/17	San Francisco	20	93	4.7	16	0	1	7	7.0	7	0	100
09/24	at Tennessee	11	34	3.1	7	0	2	18	9.0	10t	1	52
10/01	Indianapolis	12	42	3.5	11	0	3	24	8.0	9	0	66
Games 5-16		Injured Reserve (ankle)										
TOTALS (4/3)		49	208	4.2	30	0	7	59	8.4	10t	1	267



POS.
DE
NO.
55

FRANK CLARK

Height 6-3
Weight 265
College Michigan
Seasons NFL 4th, Seahawks 4th
Born June 14, 1993
Hometown Cleveland, Ohio

CLARK'S 2018 SEASON

at Den (9/9) Registered Seattle's only sack of the game. at Chi (9/17) Recorded a sack in second-straight game. Dal (9/23) Had a sack for third-straight game. LAR (10/7) Missed all three practice days during the week with food poisoning, but played in the game and had his first-career interception at the Seahawks goal line and returned it 26 yards. Also had a FF.

Game	G/S	T	S	A	QB	Yds.	QH	Int.	Yds.	PD	FF	FR	Yds.
at Den (9/9)	1/1	1	1	0	1.0	5.0	1	0	0	0	0	0	0
at Chi (9/17)	1/1	3	3	0	1.0	3.0	1	0	0	0	0	0	0
Dal (9/23)	1/1	2	2	0	1.0	0.0	1	0	0	0	0	0	0
at Ariz (9/30)	1/1	2	2	0	0.0	0.0	2	0	0	0	0	0	0
LAR (10/7)	1/1	2	2	0	0.0	0.0	0	1	26	1	1	0	0
Totals	5/5	10	10	0	3.0	8.0	5	1	26	1	1	0	0

CLARK'S NFL RECORD

Club	G/S	Tackles			Sacks		Interceptions							FF		FR		Yds
		Tkl	So	Ast	QB	Yds	No	Yds	Avg	LG	TD	PD	FF					
2015 Seattle	15/0	16	15	1	3.0	16.0	0	0	0.0	0	0	2	1	0	0	0	0	0
2016 Seattle	15/5	47	25	22	10.0	68.5	0	0	0.0	0	0	1	2	1	27	0	0	0
2017 Seattle	16/12	33	20	13	9.0	73.5	0	0	0.0	0	0	2	2	1	0	0	0	0
2018 Seattle	5/5	10	10	0	3.0	8.0	1	26	26.0	26	0	1	1	0	0	0	0	0
NFL TOTALS	51/22	106	70	36	25.0	165.0	1	26	26.0	26	0	6	6	2	27			

POSTSEASON

Club	G/S	Tackles			Sacks		Interceptions							FF		FR		Yds
		Tkl	So	Ast	QB	Yds	No	Yds	Avg	LG	TD	PD	FF					
2015 Seattle	2/0	3	2	1	1.0	10.0	0	0	0.0	0	0	1	0	0	0	0	0	0
2016 Seattle	2/0	1	1	0	1.0	6.0	0	0	0.0	0	0	0	1	0	0	0	0	0
NFL TOTALS	4/0	4	3	1	2.0	16.0	0	0	0.0	0	0	1	1	0	0	0	0	0

CLARK'S SINGLE-GAME HIGHS

Tackles: 6, at New Orleans (10/30/16)
Sacks: 2, 4 Times, Last vs. Philadelphia (12/3/17)
Interceptions: 1 vs. L.A. Rams (10/7/18)

FF: 1, 5 Times, Last vs. L.A. Rams (12/17/17)
FR: 1, 2 Times, Last at N.Y. Giants (10/22/17)



POS.
CB
NO.
28

JUSTIN COLEMAN

Height 5-11
Weight 190
College Tennessee
Seasons NFL 4th, Seahawks 2nd
Born March 27, 1993
Hometown Brunswick, Ga.

COLEMAN'S 2018 SEASON

at Den (9/9) Saw action in nickel. at Chi (9/17) Saw action in nickel. Dal (9/23) Had a solo stop and recovered a Bradley McDougald forced fumble. Also had a special teams tackle. LAR (10/7) Made first start of the season when team opened in nickel.

Game	G/S	T	S	A	QB	Yds.	QH	Int.	Yds.	PD	FF	FR	Yds.
at Den (9/9)	1/0	1	1	0	0.0	0.0	0	0	0	0	0	0	0
at Chi (9/17)	1/0	2	1	1	0.0	0.0	0	0	0	1	0	0	0
Dal (9/23)	1/0	1	1	0	0.0	0.0	0	0	0	1	0	1	0
at Ariz (9/30)	1/0	2	2	0	0.0	0.0	0	0	0	1	0	0	0
LAR (10/7)	1/1	3	2	1	0.0	0.0	0	0	0	1	0	0	0
Totals	5/1	9	7	2	0.0	0.0	0	0	0	4	0	1	0

Additional Stats: Special Teams tackles (3).

COLEMAN'S NFL RECORD

Club	G/S	Tackles			Sacks		Interceptions							FF		FR		Yds
		Tkl	So	Ast	QB	Yds	No	Yds	Avg	LG	TD	PD	FF					
2015 New England	10/2	21	17	4	0.0	0.0	0	0	0.0	0	0	5	0	1	0	0	0	0
2016 New England	10/1	8	8	0	0.0	0.0	0	0	0.0	0	0	3	0	0	0	0	0	0
2017 Seattle	16/5	35	25	10	1.5	9.0	2	58	29.0	30t	2	9	0	0	0	0	0	0
2018 Seattle	5/1	9	7	2	0.0	0.0	0	0	0.0	0	0	4	0	1	0	0	0	0
NFL TOTALS	41/9	73	57	16	1.5	9.0	2	58	29.0	30t	2	21	0	2	0			

POSTSEASON

Club	G/S	Tackles			Sacks		Interceptions							FF		FR		Yds
		Tkl	So	Ast	QB	Yds	No	Yds	Avg	LG	TD	PD	FF					
2015 New England	2/0	7	7	0	0.0	0.0	0	0	0.0	0	0	2	0	0	0	0	0	0
NFL TOTALS	2/0	7	7	0	0.0	0.0	0	0	0.0	0	0	2	0	0	0	0	0	0


COLEMAN'S SINGLE-GAME HIGHS

Tackles: 6, vs. Washington (11/5/17)
Sacks: 1.0, vs. Philadelphia (12/3/17)
INT: 1, 2 Times, Last at Dallas (12/24/17)

FF: None
FR: 1, 2 Times, Last vs. Dallas (9/23/18)
TDs: 1, 2 Times, Last at Dallas (12/24/17)

ADDITIONAL STATS

Special Teams Tackles: 2017 (8), 2018 (3); **Career:** 11.



POS.
TE
NO.
87

DARRELL DANIELS

Height 6-3
 Weight 254
 College Washington
 Seasons NFL 2nd, Seahawks 1st
 Born November 22, 1994
 Hometown Oakley, Calif.
 Pronunciation duh-RELL

NFL TRANSACTIONS:

05/04/17: Signed with Indianapolis as undrafted FA
09/01/18: Traded by Indianapolis to Seattle

NFL CAREER HIGHLIGHTS:

- Saw action in 12 games, with three starts, during rookie season in 2017 and had three receptions for 26 yards and three special teams stops.

COLLEGE: Played in 49 games (18 starts) at Washington and tallied 47 receptions for 728 yards and five TDs. In 2016, was named an All-Pac-12 honorable mention after playing in all 14 games (6 starts) and catching 17 passes for 307 yards and three TDs. Helped lead the Huskies to a 12-2 record, a Pac-12 championship and an

appearance in the College Football Playoff. Appeared in 13 games (8 starts) in 2015 and compiled 19 receptions for 250 yards and one TD. In 2014, saw action in 11 games (4 starts) and caught 11 passes for 171 yards and one TD. As a true freshman in 2013, played in 11 games primarily on special teams.

PERSONAL: Attended Freedom High School in Oakley, Calif., where he was named the Bay Valley Athletic League Co-MVP and earned First Team All-East Bay at wide receiver and Second Team All-East Bay on defense. Listed on the San Francisco Chronicle's All-Metro first-team as a receiver. Played in the Semper Fidelis All-American Bowl following senior season.

DANIELS' 2018 SEASON

Waived on September 25. Signed to practice squad September 26. Signed to 53-man roster October 3. **at Den (9/9)** Saw action on special teams. **at Chi (9/17)** Saw action on special teams. **Dal (9/23)** Saw action on special teams. **LAR (10/7)** Started in two-TE set.

2018	Opponent	No	Yds	Avg	LG	TD
9/9	at Denver					
9/17	at Chicago					
9/23	Dallas					
9/30	at Arizona					
10/7	L.A. Rams	0	0	0.0	0	0
TOTALS (4/1)		0	0	0.0	0	0

Additional Stats: Special teams tackles (1).

DANIELS' GAME-BY-GAME RECEIVING

2017	Opponent	No	Yds	Avg	LG	TD
09/10	at L.A. Rams	0	0	0.0	0	0
09/17	Arizona	0	0	0.0	0	0
09/24	Cleveland	1	6	6.0	6	0
10/01	at Seattle	0	0	0.0	0	0
10/08	San Francisco	1	13	13.0	13	0
10/16	at Tennessee	0	0	0.0	0	0
10/22	Jacksonville	1	7	7.0	7	0
10/29	at Cincinnati	0	0	0.0	0	0
11/05	at Houston	0	0	0.0	0	0
11/12	Pittsburgh	0	0	0.0	0	0
11/26	Tennessee	Inactive				
12/03	at Jacksonville	Inactive				
12/10	at Buffalo	Inactive				
12/14	Denver	Inactive				
12/23	at Baltimore	0	0	0.0	0	0
12/31	Houston	0	0	0.0	0	0
TOTALS (12/3)		3	26	8.7	13	0

DANIELS' NFL RECORD

		Receiving						Rushing					
Club	G/S	No	Yds	Avg	LG	TD	Att	Yds	Avg	LG	TD		
2017 Indianapolis	12/3	3	26	8.7	13	0	0	0	0.0	0	0		
2018 Seattle	4/1	0	0	0.0	0	0	0	0	0.0	0	0		
NFL TOTALS	16/4	3	26	8.7	13	0	0	0	0.0	0	0		

DANIELS' SINGLE-GAME HIGHS

Most Rec.: 1, 3 Times, Last vs. Jacksonville (10/22/17) **Most Rec. Yards:** 13 vs. San Francisco (10/8/17)
Longest Rec.: 13 vs. San Francisco (10/8/17) **Most Touchdowns:** None

ADDITIONAL STATS

Special Teams Tackles: 2017 (2), 2018 (1); **Career:** (3).



POS.

RB

NO.

27

MIKE DAVIS

Height

5-9

Weight

217

College

South Carolina

Seasons

NFL 4th, Seahawks 2nd

Born

February 19, 1993

Hometown

Atlanta, Ga.

DAVIS' 2018 SEASON

at Den (9/9) Inactive. at Chi (9/17) Saw first action of the season at RB. at Az (9/30) Started at RB in place of Chris Carson (hip) and rushed for career highs with 21 attempts, 101 yards and two TDs. LAR (10/7) Rushed for 68 yards, including a career-long 37-yard run, and a TD on 12 rushes.

		-----Rushing-----					-----Receiving-----					Total
		Att	Yds	Avg	LG	TD	Rec	Yds	Avg	LG	TD	
2018	Opponent											
9/9	at Denver	Inactive										
9/17	at Chicago	3	3	1.0	3	0	1	-1	-1.0	-1	0	2
9/23	Dallas	0	0	0.0	0	0	1	7	7.0	7	0	7
9/30	at Arizona	21	101	4.8	20t	2	4	23	5.8	16	0	124
10/7	L.A. Rams	12	68	5.7	37	1	2	7	3.5	9	0	75
TOTALS (4/1)		36	172	4.8	37	3	8	36	4.5	16	0	208

Additional Stats: Special teams tackles (1).

M. DAVIS' NFL RECORD

		Rushing						Receiving					
	Club	G/S	Att	Yds	Avg	LG	TD	No	Yds	Avg	LG	TD	
2015	San Francisco	6/0	35	58	1.7	13	0	7	38	5.4	11	0	
2016	San Francisco	8/1	19	50	2.6	8	1	3	25	8.3	10	0	
2017	Seattle	6/6	68	240	3.5	33	0	15	131	8.7	23	0	
2018	Seattle	4/1	36	172	4.8	37	3	8	36	4.5	16	0	
NFL TOTALS		24/8	158	520	3.3	37	4	33	230	6.9	23	0	

DAVIS' SINGLE-GAME HIGHS

RUSHING

Rush Attempts: 21 at Arizona (9/30/18)

Rush Yards: 101 at Arizona (9/30/18)

Longest Rush: 37 vs. L.A. Rams (10/7/18)

Most Rush TDs: 2 at Arizona (9/30/18)

RECEIVING

Most Rec.: 4, 3 Times, Last at Arizona (9/30/18)

Most Rec. Yards: 41 vs. Atlanta (11/20/17)

Longest Reception: 23 vs. Philadelphia (12/3/17)

Most Rec. TDs: None

ADDITIONAL STATS

Special Teams Tackles: 2018 (1); Career: (1).

M. DAVIS' GAME-BY-GAME

		-----Rushing-----					-----Receiving-----					Total
		Att	Yds	Avg	LG	TD	Rec	Yds	Avg	LG	TD	
2015	Opponent											
09/20	at Pittsburgh	7	14	2.0	5	0	2	4	2.0	3	0	18
09/27	at Arizona	7	6	0.9	4	0	1	5	5.0	5	0	11
10/18	Baltimore	1	0	0.0	0	0	0	0	0.0	0	0	0
10/22	Seattle	0	0	0.0	0	0	0	0	0.0	0	0	0
11/01	at St. Louis	10	4	0.4	5	0	2	14	7.0	11	0	18
1/3/16	St. Louis	10	34	3.4	13	0	2	15	7.5	8	0	49
TOTALS (6/0)		35	58	1.7	13	0	7	38	5.4	11	0	96

		-----Rushing-----					-----Receiving-----					Total
		Att	Yds	Avg	LG	TD	Rec	Yds	Avg	LG	TD	
2016	Opponent											
09/12	L.A. Rams	3	1	0.3	2	0	0	0	0.0	0	0	1
09/19	at Carolina	0	0	0.0	0	0	1	10	10.0	10	0	10
09/25	at Seattle	0	0	0.0	0	0	0	0	0.0	0	0	0
10/02	Dallas	0	0	0.0	0	0	0	0	0.0	0	0	0
10/06	Arizona	2	4	2.0	2	0	0	0	0.0	0	0	4
10/16	at Buffalo	5	13	2.6	7	0	1	6	6.0	6	0	19
10/23	Tampa Bay	7	21	3.0	8	1	0	0	0.0	0	0	21
11/06	New Orleans	2	11	5.5	7	0	1	9	9.0	9	0	20
TOTALS (8/1)		19	50	2.6	8	1	3	25	8.3	10	0	75

		-----Rushing-----					-----Receiving-----					Total
		Att	Yds	Avg	LG	TD	Rec	Yds	Avg	LG	TD	
2017	Opponent											
Games 1-9												
11/20	Atlanta	6	18	3.0	13	0	2	41	20.5	21	0	59
11/26	at San Francisco	Inactive (groin)										
12/03	Philadelphia	16	64	4.0	22	0	4	37	9.3	23	0	101
12/10	at Jacksonville	15	66	4.4	21	0	1	-1	-1.0	-1	0	65
12/17	L.A. Rams	6	19	3.2	11	0	2	20	10.0	11	0	39
12/24	at Dallas	15	25	1.7	8	0	4	18	4.5	12	0	43
12/31	Arizona	10	48	4.8	33	0	2	16	8.0	9	0	64
TOTALS (6/6)		68	240	3.5	33	0	15	131	8.7	23	0	371



POS.

TE

NO.

84

ED DICKSON

Height

6-4

Weight

250

College

Oregon

Seasons

NFL 9th, Seahawks 1st

Born

July 25, 1987

Hometown

Inglewood, Calif.

DICKSON'S 2018 SEASON

Began the season on PUP.

2018 Opponent	No	Yds	Avg	LG	TD
Games 1-6		PUP			
TOTALS (0/0)	0	0	0.0	0	0

DICKSON'S NFL RECORD

		Receiving						Rushing					
Club	G/S	No	Yds	Avg	LG	TD	Att	Yds	Avg	LG	TD		
2010 Baltimore	15/3	11	152	13.8	58	1	0	0	0.0	0	0		
2011 Baltimore	16/16	54	528	9.8	25	5	0	0	0.0	0	0		
2012 Baltimore	13/11	21	225	10.7	40	0	0	0	0.0	0	0		
2013 Baltimore	16/14	25	273	10.9	43	1	0	0	0.0	0	0		
2014 Carolina	16/10	10	115	11.5	34	1	0	0	0.0	0	0		
2015 Carolina	16/11	17	121	7.1	17	2	0	0	0.0	0	0		
2016 Carolina	16/8	10	134	13.4	28	1	0	0	0.0	0	0		
2017 Carolina	16/12	30	437	14.6	64	1	0	0	0.0	0	0		
NFL TOTALS	124/85	178	1,985	11.2	64	12	0	0	0.0	0	0		
POSTSEASON													
		Receiving						Rushing					
Club	G/S	No	Yds	Avg	LG	TD	Att	Yds	Avg	LG	TD		
2010 Baltimore	2/1	1	2	2.0	2	0	0	0	0.0	0	0		
2011 Baltimore	2/1	3	37	12.3	16	0	0	0	0.0	0	0		
2012 Baltimore	4/3	6	90	15.0	24	0	0	0	0.0	0	0		
2014 Carolina	2/2	3	67	22.3	34	0	0	0	0.0	0	0		
2015 Carolina	3/2	2	22	11.0	16	0	0	0	0.0	0	0		
2017 Carolina	1/1	1	3	3.0	3	0	0	0	0.0	0	0		
NFL TOTALS	14/10	16	221	13.8	34	0	0	0	0.0	0	0		

DICKSON'S SINGLE-GAME HIGHS

Most Receptions: 10, at Seattle (11/13/11)
Most Receiving Yards: 175, at Detroit (10/8/17)
Longest Reception: 64, at Detroit (10/8/17)
Most Touchdowns: 2 at Seattle (11/13/11)

ADDITIONAL STATS

Special Teams Tackles: 2012 (4), 2013 (3), 2014 (1), 2015 (5), 2016 (2); **Career:** 15.

DICKSON'S GAME-BY-GAME RECEIVING

2010	Opponent	No	Yds	Avg	LG	TD	2011	Opponent	No	Yds	Avg	LG	TD
9/13	at N.Y. Jets	0	0	0.0	0	0	9/11	Pittsburgh	5	59	11.8	18t	1
9/19	at Cincinnati	1	17	17.0	17	0	9/18	at Tennessee	2	25	12.5	16	0
9/26	Cleveland	0	0	0.0	0	0	9/25	at St. Louis	5	51	10.2	19	0
10/3	at Pittsburgh	0	0	0.0	0	0	10/2	N.Y. Jets	4	45	11.3	14	0
10/10	Denver	1	58	58.0	58	0	10/16	Houston	2	20	10.0	13	0
10/17	at New England	1	7	7.0	7	0	10/24	at Jacksonville	4	23	5.8	8	0
10/24	Buffalo	1	5	5.0	5	0	10/30	Arizona	6	46	7.7	14	0
11/7	Miami	0	0	0.0	0	0	11/6	at Pittsburgh	2	8	4.0	6	0
11/11	at Atlanta	1	4	4.0	4	0	11/13	at Seattle	10	79	7.9	19	2
11/21	at Carolina	0	0	0.0	0	0	11/20	Cincinnati	2	21	10.5	14	0
11/28	Tampa Bay	Inactive (Thigh)					11/24	San Francisco	1	15	15.0	15	0
12/5	Pittsburgh	3	21	7.0	11	0	12/4	at Cleveland	3	47	15.7	25	0
12/13	at Houston	1	7	7.0	7	0	12/11	Indianapolis	2	19	9.5	14	0
12/19	New Orleans	2	33	16.5	34t	1	12/18	at San Diego	3	36	12.0	15t	1
12/26	at Cleveland	0	0	0.0	0	0	12/24	Cleveland	2	14	7.0	9	1
1/2	Cincinnati	0	0	0.0	0	0	1/1	at Cincinnati	1	20	20.0	20	0
TOTALS (15/3)		11	152	13.8	58	1	TOTALS (16/16)		54	528	9.8	25	5
1/9	at Kansas City	1	2	2.0	2	0	1/15	Houston	1	14	14.0	14	0
1/15	at Pittsburgh	0	0	0.0	0	0	1/22	at New England	2	23	11.5	16	0
PLAYOFF TOTALS (2/1)		1	2	2.0	2	0	PLAYOFF TOTALS (2/1)		3	37	12.3	16	0

2012	Opponent	No	Yds	Avg	LG	TD	2013	Opponent	No	Yds	Avg	LG	TD
9/10	Cincinnati	2	22	11.0	19	0	9/5	at Denver	1	13	13.0	13	0
9/16	at Philadelphia	1	12	12.0	12	0	9/15	Cleveland	0	0	0.0	0	0
9/23	New England	2	5	2.5	3	0	9/22	Houston	0	0	0.0	0	0
9/27	Cleveland	0	0	0.0	0	0	9/29	at Buffalo	2	12	6.0	8	0
10/7	at Kansas City	1	11	11.0	11	0	10/6	at Miami	2	51	25.5	43	0
10/14	Dallas	1	8	8.0	8	0	10/13	Green Bay	0	0	0.0	0	0
10/21	at Houston	1	5	5.0	5	0	10/20	at Pittsburgh	2	17	8.5	11	0
11/4	at Cleveland	2	11	5.5	8	0	11/3	at Cleveland	1	3	3.0	3	0
11/11	Oakland	2	59	29.5	40	0	11/10	Cincinnati	3	28	9.3	14	0
11/18	at Pittsburgh	2	8	4.0	6	0	11/17	at Chicago	1	16	16.0	16	0
11/25	at San Diego	0	0	0.0	0	0	11/24	N.Y. Jets	3	55	18.3	27	0
12/2	Pittsburgh	Inactive (knee)					11/28	Pittsburgh	1	16	16.0	16	0
12/9	at Washington	Inactive (knee)					12/8	Minnesota	2	8	4.0	7	1
12/16	Denver	Inactive (knee)					12/16	at Detroit	3	10	3.3	5	0
12/23	N.Y. Giants	1	9	9.0	9	0	12/22	New England	4	44	11.0	17	0
12/30	at Cincinnati	6	64	10.7	15	0	12/29	at Cincinnati	0	0	0.0	0	0
TOTALS (13/11)		21	225	10.7	40	0	TOTALS (16/14)		25	273	10.9	43	1
1/6	Indianapolis	1	24	24.0	24	0							
1/12	at Denver	3	29	9.7	14	0							
1/20	at New England	0	0	0.0	0	0							
2/3	at San Francisco	2	37	18.5	23	0							
PLAYOFF TOTALS (4/3)		6	90	15.0	24	0							

2014	Opponent	No	Yds	Avg	LG	TD	2015	Opponent	No	Yds	Avg	LG	TD
9/7	at Tampa Bay	0	0	0.0	0	0	9/13	at Jacksonville	1	9	9.0	9	0
9/14	Detroit	0	0	0.0	0	0	9/20	Houston	0	0	0.0	0	0
9/21	Pittsburgh	0	0	0.0	0	0	9/27	New Orleans	2	19	9.5	10	0
9/28	at Baltimore	0	0	0.0	0	0	10/4	at Tampa Bay	1	11	11.0	11	0
10/5	Chicago	2	16	8.0	8	0	10/18	at Seattle	3	24	8.0	14	0
10/12	at Cincinnati	0	0	0.0	0	0	10/25	Philadelphia	0	0	0.0	0	0
10/19	at Green Bay	0	0	0.0	0	0	11/2	Indianapolis	0	0	0.0	0	0
10/26	Seattle	1	13	13.0	13	0	11/8	Green Bay	1	6	6.0	6	0
10/30	New Orleans	0	0	0.0	0	0	11/15	at Tennessee	3	21	7.0	17	1
11/10	at Philadelphia	1	7	7.0	7	0	11/22	Washington	0	0	0.0	0	0
11/16	Atlanta	2	20	10.0	17	0	11/26	at Dallas	0	0	0.0	0	0
11/30	at Minnesota	0	0	0.0	0	0	12/6	at New Orleans	3	27	9.0	16	0
12/7	at New Orleans	1	10	10.0	10	0	12/13	Atlanta	1	4	4.0	4	1
12/14	Tampa Bay	0	0	0.0	0	0	12/20	at N.Y. Giants	0	0	0.0	0	0
12/21	Cleveland	2	44	22.0	34	0	12/27	at Atlanta	0	0	0.0	0	0
12/28	at Atlanta	1	5	5.0	5	1	1/3	Tampa Bay	2	0	0.0	1	0
TOTALS (16/10)		10	115	11.5	34	1	TOTALS (16/11)		17	121	7.1	17	2
1/3	Arizona	1	34	34.0	34	0	1/17	Seattle	2	22	11.0	16	0
1/10	Seattle	2	33	16.5	19	0	1/24	Arizona	0	0	0.0	0	0
PLAYOFF TOTALS (2/2)		3	67	22.3	34	0	2/7	at Denver	0	0	0.0	0	0
							PLAYOFF TOTALS (3/2)		2	22	11.0	16	0

2016	Opponent	No	Yds	Avg	LG	TD	2017	Opponent	No	Yds	Avg	LG	TD
9/8	at Denver	0	0	0.0	0	0	9/10	at San Francisco	0	0	0.0	0	0
9/18	San Francisco	0	0	0.0	0	0	9/17	Buffalo	2	26	13.0	20	0
9/25	Minnesota	1	23	23.0	23	0	9/24	New Orleans	1	8	8.0	8	0
10/2	at Atlanta	2	17	8.5	9	0	10/1	at New England	3	62	20.7	25	0
10/10	Tampa Bay	0	0	0.0	0	0	10/8	at Detroit	5	175	35.0	64	0
10/16	at New Orleans	3	23	7.7	15	1	10/12	Philadelphia	4	36	9.0	13	0
10/30	Arizona	0	0	0.0	0	0	10/22	at Chicago	3	18	6.0	11	0
11/6	at L.A. Rams	2	17	8.5	11	0	10/29	at Tampa Bay	4	24	6.0	14	0
11/13	Kansas City	1	26	26.0	26	0	11/5	Atlanta	0	0	0.0	0	0
11/17	New Orleans	0	0	0.0	0	0	11/13	Miami	3	33	11.0	20	1
11/27	at Oakland	0	0	0.0	0	0	11/26	at N.Y. Jets	1	15	15.0	15	0
12/4	at Seattle	0	0	0.0	0	0	12/3	at New Orleans	2	18	9.0	12	0
12/11	San Diego	0	0	0.0	0	0	12/10	Minnesota	0	0	0.0	0	0
12/19	at Washington	1	28	28.0	28	0	12/17	Green Bay	0	0	0.0	0	0
12/24	Atlanta	0	0	0.0	0	0	12/24	Tampa Bay	0	0	0.0	0	0
1/1	at Tampa Bay	0	0	0.0	0	0	12/31	at Atlanta	2	22	11.0	11	0
TOTALS (16/8)		10	134	13.4	28	1	TOTALS (16/12)		30	437	14.6	64	1
							1/7 at New Orleans		1	3	3.0	3	0
							PLAYOFF TOTALS (1/1)		1	3	3.0	3	0



POS.
P

NO.
4

MICHAEL DICKSON

Height 6-2
Weight 208
College Texas
NFL Seasons Rookie
Born January 4, 1996
Hometown Sydney, Australia

DICKSON'S 2018 SEASON

at Den (9/9) Averaged 59.0 yards (57.5 net) on six punts with four downed inside the 20 in first-career game. 59.0 average is the second best in club history (Jon Ryan, 60.0 avg., 4-240, vs. NE 10/14/12). **Dal (9/23)** Placed two punts inside the 20.

2018	Opponent	No	Yds	Avg	Net Avg	LG	I20	TB	Blk
9/9	at Denver	6	354	59.0	57.5	69	4	0	0
9/17	at Chicago	7	316	45.1	36.9	55	1	0	0
9/23	Dallas	8	350	43.8	41.3	61	2	0	0
9/30	at Arizona	4	190	47.5	42.5	56	2	1	0
10/7	L.A. Rams	4	138	34.5	26.8	55	1	1	0
TOTALS		29	1,348	46.5	41.7	69	10	2	0

DICKSON'S SINGLE-GAME HIGHS

Punts: 8 vs. Dallas (9/23/18)

Avg. (3 min.): 59.0 at Denver (9/9/18)

Net (3 min.): 57.5 at Denver (9/9/18)

Longest: 69 at Denver (9/9/18)

Inside 20: 4 at Denver (9/9/18)



POS.
TE
NO.
88

WILL DISSLY

Height 6-4
 Weight 265
 College Washington
 NFL Seasons Rookie
 Born July 8, 1996
 Hometown Bozeman, Mont.

DISSLY'S 2018 SEASON

Placed on IR (knee) October 2. **at Den (9/9)** Started first-career game and led the team with 105 yards on three receptions, including a 15-yard TD. Became the first Seahawks rookie TE with a reception of 66 yards or more and tied John Carlson for the most receiving yards in a game by a Seahawks rookie TE. **at Chi (9/17)** Started at TE and had a TD reception in second-straight game. **at Az (9/30)** Had one catch for 5 yards, but injured his knee on the reception and did not return.

2018	Opponent	No	Yds	Avg	LG	TD
9/9	at Denver	3	105	35.0	66	1
9/17	at Chicago	3	42	14.0	34	1
9/23	Dallas	1	4	4.0	4	0
9/30	at Arizona	1	5	5.0	5	0
TOTALS (4/4)		8	156	19.5	66	2

DISSLY'S SINGLE-GAME HIGHS

Most Receptions: 3, 2 Times, Last at Chicago (9/17/18)
Longest Reception: 66 at Denver (9/9/18)

Most Receiving Yards: 105 at Denver (9/9/18)
Most Touchdowns: 1, 2 Times, Last at Chicago (9/17/18)



POS.
T
NO.
74

GEORGE FANT

Height 6-5
 Weight 322
 College Western Kentucky
 Seasons NFL 3rd, Seahawks 3rd
 Born July 19, 1992
 Hometown Bowling Green, Ky.

FANT'S 2018 SEASON

at Den (9/9) Saw limited action at LT in place of Duane Brown (received IV). **at Chi (9/17)** Saw action on special teams. **Dal (9/23)** Saw action on special teams. **at Az (9/30)** Saw action in two-TE sets after Will Dissly's knee injury. **LAR (10/7)** Saw action as an extra blocker and part of a line that helped pave the way for 190 rushing yards.

FANT'S NFL RECORD

Year	Team	—	GP/GS	Postseason
2016	Seattle	—	14/10	2/2
2017	Seattle	—	IR	
2018	Seattle	—	5/0	
NFL TOTALS		—	19/10	2/2



POS.
CB

NO.
37

TRE FLOWERS

Height

6-3

Weight

203

College

Oklahoma St.

NFL Seasons

Rookie

Born

June 2, 1995

Hometown

Converse, Texas

Pronunciation

TRAY

FLOWERS' 2018 SEASON

at Den (9/9) Started first-career game and led the team with eight tackles (7 solo) and had one pass defended.
at Chi (9/17) Inactive (hamstring). **Dal (9/23)** Started at RCB and had six tackles (5 solo) and a pass defended.
at Az (9/30) Started at RCB and finished tied for second on team with six tackles. Also forced a fumble that was recovered by Bradley McDougald at the Arizona 26-yard line.

Game	G/S	T	S	A	QB	Yds.	QH	Int.	Yds.	PD	FF	FR	Yds.
at Den (9/9)	1/1	8	7	1	0.0	0.0	0	0	0	1	0	0	0
at Chi (9/17)		Inactive (hamstring)											
Dal (9/23)	1/1	6	5	1	0.0	0.0	0	0	0	1	0	0	0
at Az (9/30)	1/1	6	6	0	0.0	0.0	0	0	0	0	1	0	0
LAR (10/7)	1/1	6	4	2	0.0	0.0	0	0	0	1	0	0	0
Totals	4/4	26	22	4	0.0	0.0	0	0	0	3	1	0	0

FLOWERS' SINGLE-GAME HIGHS

Tackles: 8, at Denver (9/9/18)

Sacks: None

Interceptions: None

FF: 1 at Arizona (9/30/18)

FR: None



POS.
T

NO.
78

D.J. FLUKER

Height

6-5

Weight

342

College

Alabama

Seasons

NFL 6th, Seahawks 1st

Born

March 13, 1991

Hometown

New Orleans, La.

FLUKER'S 2018 SEASON

at Den (9/9) Inactive (hamstring). **at Chi (9/17)** Inactive (hamstring). **Dal (9/23)** Started first game for Seattle at RG. **at Az (9/30)** Helped lead team to a season-high 171 rushing yards, including a 100-yard rusher for second-straight week. **LAR (10/7)** Helped team rush for 190 yards and Carson reach 116 yards. First time since 2012 the Seahawks had a 100-yard rusher in three-straight games.

FLUKER'S NFL RECORD

Year	Team	—	GP/GS	Postseason
2013	San Diego	—	15/15	2/2
2014	San Diego	—	16/16	
2015	San Diego	—	12/12	
2016	San Diego	—	16/16	
2017	N.Y. Giants	—	9/6	
2018	Seattle	—	3/3	
NFL TOTALS		—	71/68	2/2



POS.
DT

NO.
97

POONA FORD

Height

Weight

College

Seasons

Born

Hometown

5-11

310

Texas

Rookie

November 19, 1995

Hilton Head, S.C.

FORD'S' 2018 SEASON

at Den (9/9) Inactive. at Chi (9/17) Saw first-career action at DT. Dal (9/23) Inactive. at Az (9/30) Had a QB hit. LAR (10/7) Made first-career tackle.

Game	G/S	T	S	A	QB	Yds.	QH	Int.	Yds.	PD	FF	FR	Yds.
at Den (9/9)		Inactive											
at Chi (9/17)	1/0	0	0	0	0.0	0.0	0	0	0	0	0	0	0
Dal (9/23)		Inactive											
at Az (9/30)	1/0	0	0	0	0.0	0.0	1	0	0	0	0	0	0
LAR (10/7)	1/0	1	1	0	0.0	0.0	0	0	0	0	0	0	0
Totals	3/0	1	1	0	0.0	0.0	1	0	0	0	0	0	0

FORD'S' SINGLE-GAME HIGHS

Tackles: 1 vs. L.A. Rams (10/7/18)

Sacks: None

Interceptions: None

FF: None

FR: None



POS.
LB
 NO.
52

JERMAINE GRACE

Height 6-0
 Weight 223
 College Miami (Fla.)
 Seasons NFL 2nd, Seahawks 1st
 Born November 8, 1993
 Hometown Miami Gardens, Fla.

NFL TRANSACTIONS:

05/02/17: Signed with Atlanta as undrafted rookie free agent
11/14/17: Waived by Atlanta
11/15/17: Claimed off waivers by Indianapolis
05/01/18: Waived by Indianapolis
05/02/18: Claimed off waivers by Cleveland
09/02/18: Waived by Cleveland
09/03/18: Claimed off waivers by Seattle
09/13/18: Waived by Seattle

NFL CAREER HIGHLIGHTS:

• Played in 11 games in 2017 between the Falcons and Colts, mostly contributing on special teams and as a reserve.

- Made NFL debut at Chicago on September 10.

COLLEGE: Played in 28 career games for the Hurricanes, tallying 146 tackles, five sacks, six passes defended, two fumble recoveries and a forced fumble. Started career primarily as a special teamer in 2013, making eight stops. As a sophomore in 2014, notched 60 tackles and three sacks. Led Miami's linebacker in 2015 as a junior with 79 tackles, two sacks and five passes defended. Majored in sports management and business.

PERSONAL: Attended Miramar High School (Miami Gardens, Fla.) and tallied 140 tackles, two interceptions, 9.0 sacks and 20 tackles for loss.

GRACE'S' 2018 SEASON

Waived on 9/13. at Den (9/9) Saw action on special teams.

Game	G/S	T	S	A	QB	Yds.	QH	Int.	Yds.	PD	FF	FR	Yds.
at Den (9/9)	1/0	Special Teams Only											
Totals	1/0	0	0	0	0.0	0.0	0	0	0	0	0	0	0

GRACE'S NFL RECORD															
Club	G/S	Tackles			Sacks		Interceptions							FF	
		Tkl	So	Ast	QB	Yds	No	Yds	Avg	LG	TD	PD	FF	FR	Yds
2017 Atlanta	6/0	0	0	0	0.0	0.0	0	0	0.0	0	0	0	0	0	0
Indianapolis	5/0	0	0	0	0.0	0.0	0	0	0.0	0	0	0	0	0	0
2018 Seattle	1/0	0	0	0	0.0	0.0	0	0	0.0	0	0	0	0	0	0
NFL TOTALS	12/0	0	0	0	0.0	0.0	0	0	0.0	0	0	0	0	0	0


GRACE'S SINGLE-GAME HIGHS

Tackles: None
Sacks: None
INT: None

FF: None
FR: None

ADDITIONAL STATS

Special Teams Tackles: 2017 (2); Career: (2).



POS.
DE
NO.
94

RASHEEM GREEN

Height 6-4
Weight 279
College USC
NFL Seasons Rookie
Born May 15, 1997
Hometown Los Angeles, Calif.
Pronunciation ruh-SHEEM

GREEN'S 2018 SEASON

at Den (9/9) Saw action in first-career game and had one solo tackle. at Az (9/30) Inactive (ankle). LAR (10/7) Inactive (ankle).

Game	G/S	T	S	A	QB	Yds.	QH	Int.	Yds.	PD	FF	FR	Yds.
at Den (9/9)	1/0	1	1	0	0.0	0.0	0	0	0	0	0	0	0
at Chi (9/17)	1/0	2	2	0	0.0	0.0	0	0	0	0	0	0	0
Dal (9/23)	1/0	1	1	0	0.0	0.0	0	0	0	0	0	0	0
at Az (9/30)		Inactive (ankle)											
Totals	3/0	4	4	0	0.0	0.0	0	0	0	0	0	0	0

GREEN'S' SINGLE-GAME HIGHS

Tackles: 2, at Chicago (9/17/18)
Sacks: None
Interceptions: None

FF: None
FR: None



POS.
LB
NO.
49

SHAQUEM GRIFFIN

Height 6-0
Weight 227
College Central Florida
NFL Seasons Rookie
Born July 20, 1995
Hometown St. Petersburg, Fla.
Pronunciation shuh-KEEM

SM. GRIFFIN'S 2018 SEASON

at Den (9/9) Started first-career game at OLB and had three solo tackles. Along with twin, Shaquill, became the first set of twins to start an NFL game in 90 years (Earl and Myrl Goodwin, Pottsville Maroons). at Chi (9/17) Saw action on special teams where he had one tackle. at Az (9/30) Led team with two special teams tackles. LAR (10/7) Saw action on special teams.

Game	G/S	T	S	A	QB	Yds.	QH	Int.	Yds.	PD	FF	FR	Yds.
at Den (9/9)	1/1	3	3	0	0.0	0.0	0	0	0	0	0	0	0
at Chi (9/17)	1/0		Special Teams Only										
Dal (9/23)	1/0		Special Teams Only										
at Az (9/30)	1/0		Special Teams Only										
LAR (10/7)	1/0		Special Teams Only										
Totals	5/1	3	3	0	0.0	0.0	0	0	0	0	0	0	0

Additional Stats: Special teams tackles (4).

SM. GRIFFIN'S SINGLE-GAME HIGHS

Tackles: 3 at Denver (9/9/18)
Sacks: None
Interceptions: None

FF: None
FR: None



POS.
CB

NO.
26

SHAQUILL GRIFFIN

Height

6-0

Weight

198

College

Central Florida

Seasons

NFL 2nd, Seahawks 2nd

Born

July 20, 1995

Hometown

St. Petersburg, Fla.

SL. GRIFFIN'S 2018 SEASON

at Den (9/9) Finished season opener with six solo stops. Along with twin, Shaquem, became the first set of twins to start an NFL game in 90 years (Earl and Myrl Goodwin, Pottsville Maroons). **at Chi (9/17)** Had two first half interceptions, coming on back-to-back drives.

Game	G/S	T	S	A	QB	Yds.	QH	Int.	Yds.	PD	FF	FR	Yds.
at Den (9/9)	1/1	6	6	0	0.0	0.0	0	0	0	0	0	0	0
at Chi (9/17)	1/1	4	4	0	0.0	0.0	0	2	8	3	0	0	0
Dal (9/23)	1/1	3	2	1	0.0	0.0	0	0	0	0	0	0	0
at Az (9/30)	1/1	4	3	1	0.0	0.0	0	0	0	0	0	0	0
LAR (10/7)	1/1	4	2	2	0.0	0.0	0	0	0	0	0	0	0
Totals	5/5	21	17	4	0.0	0.0	0	2	8	3	0	0	0

SL. GRIFFIN'S NFL RECORD

Club	G/S	Tackles			Sacks		Interceptions				TD	PD	FF	FR	Yds
		Tkl	So	Ast	QB	Yds	No	Yds	Avg	LG					
2017 Seattle	15/11	58	50	8	1.0	5.0	1	0	0.0	0	0	15	0	0	0
2018 Seattle	4/4	17	15	2	0.0	0.0	2	8	4.0	8	0	3	0	0	0
NFL TOTALS	19/15	75	65	10	1.0	5.0	3	8	2.7	8	0	18	0	0	0

SL. GRIFFIN'S SINGLE-GAME HIGHS

Tackles: 10 at Green Bay (9/10/17)
Sacks: 1.0 at Dallas (12/24/17)
Int.: 2 at Chicago (9/18/18)

FF: None
FR: None

ADDITIONAL STATS

Special Teams Tackles: 2017 (1); Career: (1).



POS.
S

NO.
42

DELANO HILL

Height

6-1

Weight

216

College

Michigan

Seasons

NFL 2nd, Seahawks 2nd

Born

November 26, 1995

Hometown

Detroit, Mich.

Pronunciation

duh-LAY-no

HILL'S 2018 SEASON

at Den (9/9) Spelled Bradley McDougald at SS during the second half and had one solo stop, first of career. **at Chi (9/17)** Inactive (hamstring). **Dal (9/23)** Inactive. **at Az (9/30)** Saw action on special teams and one snap at safety.

Game	G/S	T	S	A	QB	Yds.	QH	Int.	Yds.	PD	FF	FR	Yds.
at Den (9/9)	1/0	1	1	0	0.0	0.0	0	0	0	0	0	0	0
at Chi (9/17)		Inactive (hamstring)											
Dal (9/23)		Inactive											
at Az (9/30)	1/0	0	0	0	0.0	0.0	0	0	0	0	0	0	0
LAR (10/7)	1/0	0	0	0	0.0	0.0	0	0	0	0	0	0	0
Totals	3/0	1	1	0	0.0	0.0	0	0	0	0	0	0	0

HILL'S NFL RECORD

Club	G/S	Tackles			Sacks		Interceptions				TD	PD	FF	FR	Yds
		Tkl	So	Ast	QB	Yds	No	Yds	Avg	LG					
2017 Seattle	15/0	0	0	0	0.0	0.0	0	0	0.0	0	0	0	0	0	0
2018 Seattle	3/0	1	1	0	0.0	0.0	0	0	0.0	0	0	0	0	0	0
NFL TOTALS	18/0	1	1	0	0.0	0.0	0	0	0.0	0	0	0	0	0	0

HILL'S SINGLE-GAME HIGHS

Tackles: 1 at Denver (9/9/18)
Sacks: None
Int.: None

FF: None
FR: None

ADDITIONAL STATS

Special Teams Tackles: 2017 (5); Career: (5).



POS.

QB

NO.

7

BRETT HUNDLEY

Height

6-3

Weight

226

College

UCLA

Seasons

NFL 4th, Seahawks 1st

Born

June 15, 1993

Hometown

Chandler, Ariz.

NFL TRANSACTIONS:

05/02/15: Drafted by Green Bay (5th round, 147th)
08/30/18: Traded by Green Bay to Seattle

NFL CAREER HIGHLIGHTS:

- Started a career-high nine contests in place of injured QB Aaron Rodgers (collarbone) in 2017 and registered a 100-plus passer rating three times, tied with Matt Flynn for the second most by a quarterback in his first nine starts with the Packers (Rodgers, five) among QBs who made their first start for Green Bay since 1960.
- Rushed for 270 yards on 36 carries last season, an average of 7.5 yards per carry that ranked No. 1 in the league among quarterbacks with 25-plus attempts in 2017. His rushing average was also the top mark by any player in team history (min. 25 att.).
- Posted the best rushing average by an NFL quarterback (min. 25 att.) since Eagles QB Michael Vick in 2013 (8.5 avg. on 36 carries).
- Became just the second QB in franchise history (Rodgers, twice) to register a 110-plus rating in three consecutive road starts (Weeks 10, 12, 14).
- Became the first Green Bay quarterback other than Rodgers or Brett Favre to start nine-plus games in a season for the Packers since QB Don Majkowski started all 16 contests in 1989.
- Played in four regular-season games in 2016, completing 2 of 10 passes for 17 yards, and served as the No. 2 QB for the other 12 contests. Also saw action in one playoff game.
- Served as the No. 3 QB behind Rodgers and Scott Tolzien as a rookie in 2015 and was inactive for all 16 regular season games and both playoff contests.
- Ranked No. 2 in the NFL with 630 passing yards in the 2015 preseason, completing 45 of 65 passes (69.2 percent) for seven TDs with one INT for a 129.6 passer rating (No. 3 in the NFL).
- Registered a 142.4 passer rating in the 2015 preseason finale vs. New Orleans (Sept. 3), connecting on 16 of 23 passes for 236 yards and four TDs with no INTs.
- Was drafted by Green Bay in the fifth round with the No. 147 overall choice, a pick acquired from New England in a trade for the Packers' fifth-round selection (No. 166) and seventh-round

choice (No. 247).

COLLEGE: Finished Bruin career ranked No. 1 in school history in passing TDs (75), total offense (11,713 yards) and completions (837) despite playing just three seasons. Ranked No. 2 in school annals in passing yards (9,966), 300-yard passing games (10), rushing yards by a QB (1,747) and rushing TDs by a QB (30) at the end of his career. Started all 40 games he played in for the Bruins, the second-most starts by a QB in school history behind only McNown (44). Became the first UCLA quarterback to help lead the team to nine-plus wins in three-straight seasons as a starter. Majored in sociology. Started all 13 games as a junior in 2014 and threw for 3,155 yards and 22 TDs with just five interceptions on 271-of-392 passing. His 69.1 completion percentage ranked No. 2 in school history and No. 1 among QBs with 200-plus completions in a season. Added 644 rushing yards and 10 TDs on 159 attempts (4.1 avg.). Was a finalist for the Manning Award and the Johnny Unitas Golden Arm Award and was a semifinalist for the Davey O'Brien Award. Earned second team All-Pacific-12 honors and was a team co-captain. Received the team's Red Sanders Award for most valuable player and the Bobby Field Captains Award. Posted five 300-yard passing games and two 100-yard rushing games. Started all 13 contests as a sophomore and completed 248 of 371 passes (66.8 percent) for 3,071 yards and 24 TDs with nine interceptions. Rushed for a career-high 748 yards, the third most by a Bruins QB in a season, and a career-best 11 TDs on 160 carries (4.7 avg.). Earned honorable mention All-Pac-12 recognition and was a team co-captain. Became the first Bruin ever to throw for a TD (17-yard pass to Payton), run for a score (36-yard run) and catch a TD pass (7-yard pass from WR Devin Fuller) when he did so at Utah (10/3/13). Was named co-MVP of the Sun Bowl vs. Virginia Tech (12/31/13) after throwing two TD passes and running for two others. Posted a career-high 161 rushing yards on 10 carries (16.1 avg.), highlighted by a career-long 86-yard TD run in the second quarter of the 42-12 victory over the Hokies. Started all 14 contests as a redshirt freshman and set a school record for the most passing yards in a season with 3,740 on 318-of-478 passing (66.5 percent). His 318 completions were the most in school history. Threw 29 TD passes, the second most in a season in school annals behind

only Drew Olson (34 in 2005). Added 355 rushing yards and nine TDs on 160 carries (2.2 avg.), giving him a school-record 4,095 yards of total offense on the season. Earned honorable mention All-Pac-12 recognition. Scored a TD on his first collegiate play, a 72-yard run in the season opener at Rice (8/30/12).

PERSONAL: Was named a SuperPrep All-American as a senior at Chandler (Ariz.) High School in 2010 after completing 139 of 225 passes (61.8 percent) for 2,348 yards, 20 TDs and just two interceptions. Added a team-high 856 rushing yards (7.0 avg.) and nine TDs. Was named SuperPrep's Far West Offensive Player of the Year.

Was rated as the No. 3 QB in the nation by Scout.com and SuperPrep. Played in the UnderArmour All-Star Game following his senior campaign and threw a 58-yard TD pass. Won the passing competition at the UnderArmour All-American Game Skills Challenge. Was named Arizona's Gatorade Player of the Year as a junior in 2009 after completing 107 of 170 passes (62.9 percent) for 1,517 yards, 16 TDs and just two interceptions. Also rushed for 1,208 yards and 12 TDs. Married, wife's name is Dawnielle. Father, Brett Sr., played running back at the University of Arizona, and his uncle, Albert Hundley, played quarterback at Wichita State.

HUNDLEY'S NFL RECORD

PASSING											
Year	Club	G/S	Att	Comp	Yds	Pct	TD	Int	LG	Sacked	Rate
2015	Green Bay	0/0	0	0	0	0.0	0	0	0	0/0	0.0
2016	Green Bay	4/0	10	2	17	20.0	0	1	9	0/0	0.0
2017	Green Bay	11/9	316	192	1,836	60.8	9	12	55t	29/197	70.6
2018	Seattle	0/0	0	0	0	0.0	0	0	0	0/0	0.0
NFL TOTALS		15/9	326	194	1,853	59.5	9	13	55t	29/197	67.9

RUSHING							
Year	Club	G/S	Att	Yds	Avg	LG	TD
2015	Green Bay	0/0	0	0	0.0	0	0
2016	Green Bay	4/0	3	-2	-0.7	0	0
2017	Green Bay	11/9	36	270	7.5	24	2
2018	Seattle	0/0	0	0	0.0	0	0
NFL TOTALS		15/9	39	268	6.9	24	2

POSTSEASON

PASSING											
Year	Club	G/S	Att	Comp	Yds	Pct	TD	Int	LG	Sacked	Rate
2016	Green Bay	1/0	0	0	0	0.0	0	0	0	0/0	0.0
NFL TOTALS		1/0	0	0	0	0.0	0	0	0	0/0	0.0

RUSHING							
Year	Club	G/S	Att	Yds	Avg	LG	TD
2016	Green Bay	1/0	1	14	14.0	14	0
NFL TOTALS		1/0	1	14	14.0	14	0

HUNDLEY'S SINGLE-GAME HIGHS

Attempts:	46 at Cleveland	(12/10/17)
Completions:	35 at Cleveland	(12/10/17)
Completion %:	76.1 at Cleveland (35/46)	(12/10/17)
Yards:	285 at Cleveland	(12/10/17)
Longest, No TD:	46 vs. Detroit	(11/6/17)
Longest TD:	55 at Pittsburgh	(11/26/17)
Most TDs:	3, 2 Times, Last at Cleveland	(12/10/17)
Highest Pass Rating (Home):	86.0 vs. Detroit	(11/6/17)
Highest Pass Rating (Away):	134.3 at Pittsburgh	(11/26/17)
Interceptions:	3, 2 Times, Last vs. Baltimore	(11/19/17)
Rushes:	7, 2 Times, Last at Cleveland	(12/10/17)
Rushing Yds.:	66 vs. Tampa Bay	(12/3/17)
Longest Rush:	24 vs. Minnesota	(12/23/17)
Rushing TD:	1, 2 Times, Last vs. Detroit	(11/6/17)

HUNDLEY'S 2018 SEASON

at Den (9/9) Active, but did not play serving as the backup QB. at Chi (9/17) Did not play. Dal (9/23) Did not play. at Az (9/30) Did not play. LAR (10/7) Did not play.

HUNDLEY'S GAME-BY-GAME

2015

PASSING

Date	Opponent	P/S	Att	Com	Yds	Pct	TD	Int	LG	Sacked	W/L Rating
Games 1-16		Inactive									
TOTALS		(0/0)	0	0	0	0.0	0	0	0	0/0	0-0 0.0

W/L record reflects games started only

2016

PASSING

Date	Opponent	P/S	Att	Com	Yds	Pct	TD	Int	LG	Sacked	W/L Rating
Games 1-8		Did Not Play									
11/13	at Tennessee	1/0	4	1	8	25.0	0	0	8	0/0	39.6
11/20	at Washington	1/0	3	1	9	33.3	0	1	9	0/0	2.8
11/28	at Philadelphia	Did Not Play									
12/04	Houston	Did Not Play									
12/11	Seattle	1/0	2	0	0	0.0	0	0	0	0/0	39.6
12/18	at Chicago	Did Not Play									
12/24	Minnesota	1/0	1	0	0	0.0	0	0	0	0/0	39.6
01/01	at Detroit	Did Not Play									
TOTALS		(4/0)	10	2	17	20.0	0	1	9	0/0	0.0
01/08	N.Y. Giants	Did Not Play									
01/15	Dallas	Did Not Play									
01/22	at Atlanta	1/0	0	0	0	0.0	0	0	0	0/0	0.0
TOTALS		(1/0)	0	0	0	0.0	0	0	0	0/0	0.0

W/L record reflects games started only

2016

RUSHING

Date	Opponent	P/S	Att	Yds	Avg	LG	TD
Games 1-8		Did Not Play					
11/13	at Tennessee	1/0	0	0	0.0	0	0
11/20	at Washington	1/0	1	0	0.0	0	0
11/28	at Philadelphia	Did Not Play					
12/04	Houston	Did Not Play					
12/11	Seattle	1/0	2	-2	-1.0	-1	0
12/18	at Chicago	Did Not Play					
12/24	Minnesota	1/0	0	0	0	0	0.0
01/01	at Detroit	Did Not Play					
TOTALS		(4/0)	3	-2	-0.7	0	0

HUNDLEY'S GAME-BY-GAME

2017

PASSING


Date	Opponent	P/S	Att	Com	Yds	Pct	TD	Int	LG	Sacked	W/L Rating
Games 1-3		Did Not Play									
09/28	Chicago	1/0	1	1	0	100.0	0	0	0	0/0	79.2
10/08	Dallas	Did Not Play									
10/15	at Minnesota	1/0	33	18	157	54.5	1	3	26	4/20	39.6
10/22	New Orleans	1/1	25	12	87	48.0	0	1	14	1/8	L 39.9
11/06	Detroit	1/1	38	26	245	68.4	0	0	46	3/12	L 86.0
11/12	at Chicago	1/1	25	18	212	72.0	1	0	42	3/30	W 110.8
11/19	Baltimore	1/1	36	21	239	58.3	0	3	33	6/49	L 43.6
11/26	at Pittsburgh	1/1	26	17	245	65.4	3	0	55t	4/18	L 134.3
12/03	Tampa Bay	1/1	22	13	84	59.1	0	1	14	2/7	W 48.3
12/10	at Cleveland	1/1	46	35	265	76.1	3	0	30t	1/9	W 111.2
12/17	at Carolina	Did Not Play									
12/23	Minnesota	1/1	40	17	130	42.5	0	2	19	1/4	L 30.2
12/31	at Detroit	1/1	24	14	172	58.3	1	2	29	4/40	L 59.7
TOTALS		(11/9)	316	192	1,836	60.8	9	12	55t	29/197	3-6 70.6

W/L record reflects games started only

2017

RUSHING

Date	Opponent	P/S	Att	Yds	Avg	LG	TD
Games 1-3		Did Not Play					
09/28	Chicago	1/0	0	0	0	0	0
10/08	Dallas	Did Not Play					
10/15	at Minnesota	1/0	1	3	3.0	3	0
10/22	New Orleans	1/1	3	44	14.7	22	1
11/06	Detroit	1/1	4	22	5.5	12	1
11/12	at Chicago	1/1	2	16	8.0	17	0
11/19	Baltimore	1/1	3	19	6.3	12	0
11/26	at Pittsburgh	1/1	1	6	6.0	6	0
12/03	Tampa Bay	1/1	7	66	9.4	18	0
12/10	at Cleveland	1/1	7	31	4.4	19	0
12/17	at Carolina	Did Not Play					
12/23	Minnesota	1/1	5	48	9.6	24	0
12/31	at Detroit	1/1	3	15	5.0	6	0
TOTALS		(11/9)	36	270	7.5	24	2



POS.
C

NO.
53

JOEY HUNT

Height 6-2
Weight 299
College TCU
Seasons NFL 3rd, Seahawks 3rd
Born February 22, 1994
Hometown El Campo, Texas

HUNT'S 2018 SEASON

at Den (9/9) Saw action on special teams. **at Chi (9/17)** Saw action late in the game at center for Justin Britt (shoulder). **Dal (9/23)** Made second-career start at center in place of Justin Britt (shoulder). **at Az (9/30)** Saw action on special teams. **LAR (10/7)** Saw action on special teams.

HUNT'S NFL RECORD

Year	Team	—	GP/GS	Postseason
2016	Seattle	—	9/1	2/0
2017	Seattle	—	0/0	-
2018	Seattle	—	5/1	-
NFL TOTALS		—	14/2	2/0



POS.
DE

NO.
93

BRANDEN JACKSON

Height 6-4
Weight 295
College Texas Tech
Seasons NFL 3rd, Seahawks 2nd
Born November 11, 1992
Hometown McKeesport, Pa.

JACKSON'S 2018 SEASON

Released on September 2. Signed to practice squad September 5. Signed to 53-man roster from practice squad on September 25. **at Az (9/30)** Saw first action of the season at defensive end and had three tackles.

Game	G/S	T	S	A	QB	Yds.	QH	Int.	Yds.	PD	FF	FR	Yds.
at Az (9/30)	1/0	3	2	1	0.0	0.0	0	0	0	0	0	0	0
LAR (10/7)	1/0	1	1	0	0.0	0.0	0	0	0	0	0	0	0
Totals	2/0	4	3	1	0.0	0.0	0	0	0	0	0	0	0



POS.
G/T

NO.
65

GERMAIN IFEDI

Height 6-5
Weight 325
College Texas A&M
Seasons NFL 3rd, Seahawks 3rd
Born June 2, 1994
Hometown Houston, Texas
Pronunciation Jermaine ih-FEH-dee

IFEDI'S 2018 SEASON

at Den (9/9) Started at RT. **at Chi (9/17)** Started at RT. **Dal (9/23)** Started at RT. **at Az (9/30)** Helped lead team to a season-high 171 rushing yards, including a 100-yard rusher for second-straight week. **LAR (10/7)** Helped team rush for 190 yards and Carson reach 116 yards. First time since 2012 the Seahawks had a 100-yard rusher in three-straight games.

IFEDI'S NFL RECORD

Year	Team	—	GP/GS	Postseason
2016	Seattle	—	13/13	2/2
2017	Seattle	—	16/16	-
2018	Seattle	—	5/5	-
NFL TOTALS		—	34/34	2/2

JACKSON'S NFL RECORD

Club	G/S	Tackles			Sacks		Interceptions								
		Tkl	So	Ast	QB	Yds	No	Yds	Avg	LG	TD	PD	FF	FR	Yds
2016 Oakland	3/0	1	1	0	0.0	0.0	0	0	0.0	0	0	0	0	0	0
2017 Seattle	12/0	11	7	4	0.5	4.0	0	0	0.0	0	0	1	0	0	0
2018 Seattle	2/0	4	3	1	0.0	0.0	0	0	0.0	0	0	0	0	0	0
NFL TOTALS	17/0	16	11	5	0.5	4.0	0	0	0.0	0	0	1	0	0	0

JACKSON'S SINGLE-GAME HIGHS

Tackles: 3 at Arizona (9/30/18)
Sacks: 0.5 at San Francisco (11/26/17)
INT: None

FF: None
FR: None



POS.

K

NO.

11

SEBASTIAN JANIKOWSKI

Height

6-1

Weight

260

College

Florida State

Seasons

NFL 19th, Seahawks 1st

Born

March 2, 1978

Hometown

Daytona Beach, Fla.

JANIKOWSKI'S 2018 SEASON

at Den (9/9)	Connected on one of two FG attempts.	2018	Opp	Pts	PAT-Att	FG-FGA	
at Chi (9/17)	Made a 56-yard FG as time expired in the first half. It was the third-longest made FG in Seahawks history behind a pair of 58-yarders (Josh Brown & Steven Hauschka).	9/9	at Den	6	3-3	1-2	35
		9/17	at Chi	5	2-2	1-1	56
		9/23	Dal	6	3-3	1-1	47
at Az (9/30)	Connected on two of four FGs, and connected on a game-winning 52-yard FG as time expired. That FG extended his NFL record to 57 made from at least 50 yards.	9/30	at Ari	8	2-2	2-4	40,52
		10/7	LAR	7	4-4	1-1	52
		TOTALS (5/0)	32	14-14	6-9	Long: 56	

LAR (10/7) Made 58th career FG of 50-plus yards with a 52 yarder.

JANIKOWSKI'S NFL RECORD

KICKING												
Club	G	PAT-Att	FG-Att	1-19	20-29	30-39	40-49	50+	FG%	LG	Pts	
2000 Oakland	14/0	46-46	22-32	1-1	6-6	6-7	8-14	1-4	68.8	54	112	
2001 Oakland	15/0	42-42	23-28	0-0	7-7	9-10	6-9	1-2	82.1	52	111	
2002 Oakland	16/0	50-50	26-33	0-0	10-11	7-8	7-12	2-2	78.8	51	128	
2003 Oakland	16/0	28-29	22-25	0-0	6-6	6-6	9-10	1-3	88.0	55	94	
2004 Oakland	16/0	31-32	25-28	1-1	7-7	7-8	8-10	2-2	89.3	52	106	
2005 Oakland	16/0	30-30	20-30	1-1	7-8	5-6	7-12	0-3	66.7	49	90	
2006 Oakland	16/0	16-16	18-25	1-1	2-3	9-11	3-3	3-7	72.0	55	70	
2007 Oakland	16/0	28-28	23-32	0-0	4-4	6-7	7-10	6-11	71.9	54	97	
2008 Oakland	16/0	25-26	24-30	0-0	11-11	8-8	2-4	3-7	80.0	57	97	
2009 Oakland	16/0	17-17	26-29	0-0	3-3	8-8	9-10	6-8	89.7	61	95	
2010 Oakland	16/0	43-43	33-41	0-0	8-8	13-14	8-12	4-7	80.5	59	142	
2011 Oakland	15/0	36-36	31-35	1-1	8-8	5-5	10-11	7-10	88.6	63	129	
2012 Oakland	16/0	25-25	31-34	1-1	9-9	10-10	5-5	6-9	91.2	57	118	
2013 Oakland	16/0	37-37	21-30	0-0	6-6	4-6	8-11	3-7	70.0	53	100	
2014 Oakland	16/0	28-28	19-22	0-0	2-2	5-5	9-10	3-5	86.4	57	85	
2015 Oakland	16/0	38-39	21-26	0-0	7-7	5-6	5-8	4-5	80.8	56	101	
2016 Oakland	16/0	37-39	29-35	1-1	9-9	6-6	10-11	3-8	82.9	56	124	
2017 Oakland	Injured Reserve (back)											
2018 Seattle	5/0	14-14	6-9	0-0	0-0	1-2	2-3	3-4	66.7	56	32	
NFL TOTALS	273	571-577	420-524	7-7	112-115	120-133	123-165	58-104	80.1	63	1,831	

POSTSEASON												
Club	G	PAT-Att	FG-Att	1-19	20-29	30-39	40-49	50+	FG%	LG	Pts	
2000 Oakland	2/0	3-3	3-4	0-0	1-1	2-2	0-0	0-1	75.0	36	12	
2001 Oakland	2/0	4-4	5-5	0-0	1-1	1-1	3-3	0-0	100.0	45	19	
2002 Oakland	3/0	8-8	6-7	0-0	1-2	3-3	2-2	0-0	85.7	43	26	
2016 Oakland	1/0	2-2	0-0	0-0	0-0	0-0	0-0	0-0	-	-	2	
NFL TOTALS	8/0	17-17	14-16	0-0	3-4	6-6	5-5	0-1	87.5	45	59	

JANIKOWSKI'S GAME-BY-GAME KICKING

2000	Opp	Pts	PAT-Att	FG-FGA	Made	2001	Opp	Pts	PAT-Att	FG-FGA	Made
9/3	SD	1	1-1	0-1	-	9/9	at KC	13	1-1	4-4	43, 42, 36, 31
9/10	at Ind	8	5-5	1-2	24	9/23	at Mia	9	0-0	3-3	42, 25, 45
9/17	Den	6	3-3	1-2	19	9/30	Sea	8	5-5	1-1	20
9/24	Cle	10	4-4	2-2	37, 31	10/7	Dal	4	4-4	0-0	-
10/8	at SF	8	2-2	2-4	23, 35	10/14	at Ind	11	2-2	3-4	39, 42, 37
10/15	at KC	8	2-2	2-4	47, 43	10/28	at Phi	8	2-2	2-2	42, 32
10/22	Sea	7	4-4	1-1	32	11/5	Den	8	5-5	1-1	31
10/29	at SD	15	0-0	5-6	40, 40, 54	11/11	at Sea	9	3-3	2-2	52, 37
					29, 24	11/18	SD	10	4-4	2-2	24, 25
11/5	KC		Did not play			11/25	at NYG	4	4-4	0-0	-
11/13	at Den		Inactive (foot)			12/2	Ari	7	4-4	1-2	24
11/19	at NO	7	4-4	1-1	49	12/9	KC	4	4-4	0-0	-
11/26	Atl	11	5-5	2-2	24, 35	12/15	at SD	7	1-1	2-2	20, 31
12/3	at Pit	8	2-2	2-3	40, 42	12/22	Ten	4	1-1	1-4	35
12/10	NYJ	7	4-4	1-1	32	12/30	at Den	5	2-2	1-1	28
12/16	at Sea	6	3-3	1-2	25	1/6/02	NYJ	Inactive (foot)			
12/24	Car	10	7-7	1-1	42						
TOTALS (14/0)	112	46-46	22-32	Long: 54		TOTALS (15/0)	111	42-42	23-28	Long: 52	
1/6/01	Mia	9	3-3	2-3	36, 33	1/12/02	NYJ	12	3-3	3-3	21, 41, 45
1/14/01	Bal	3	0-0	1-1	24	1/19/02	at NE	7	1-1	2-2	38, 45
PLAYOFFS (2/0)	12	3-3	3-4	Long: 36		PLAYOFFS (2/0)	19	4-4	5-5	Long: 45	

JANIKOWSKI'S SINGLE-GAME HIGHS

Most FGs Att.: 6, 6 Times, Last vs. Ten (11/24/13)	Most PATs Att.: 8 at Denver (10/24/10)
Most FGs Made: 6 vs. Chicago (11/27/11)	Most PATs Made: 8 at Denver (10/24/10)
Longest FG Att.: 76 (sh) vs. San Diego (9/28/08)	Points Scored: 19 vs. Chicago (11/27/11)
Longest FG Made: 63 at Denver (9/12/11)	

ADDITIONAL STATS

Special Teams Tackles: 2001 (3), 2002 (3), 2003 (1), 2004 (2), 2006 (4), 2007 (2), 2008 (2), 2009 (1), 2014 (1).
Career: (19). Punted once for 33 yards in 2010.

JANIKOWSKI'S GAME-BY-GAME KICKING

2002	Opp	Pts	PAT-Att	FG-FGA	Made	2003	Opp	Pts	PAT-Att	FG-FGA	Made
9/8	Sea	7	4-4	1-1	27	9/7	at Ten	8	2-2	2-2	47, 47
9/15	at Pit	12	3-3	3-4	41, 45, 27	9/14	Cin	11	2-2	3-3	40, 26, 39
9/29	Ten	10	7-7	1-1	28	9/22	at Den	4	1-1	1-1	41
10/6	at Buf	7	7-7	0-0	-	9/28	SD	10	4-4	2-2	23, 46
10/13	at StL	7	1-1	2-3	43, 32	10/5	at Chi	15	0-1	5-6	36, 39, 32
10/20	SD	3	3-3	0-2	-						33, 49
10/27	at KC	4	1-1	1-2	32	10/12	at Cle	1	1-1	0-0	-
11/3	SF	8	2-2	2-2	42, 23	10/20	KC	4	1-1	1-1	27
11/11	at Den	8	2-2	2-2	47, 32	11/2	at Det	7	1-1	2-3	55, 24
11/17	NE	9	3-3	2-3	39, 28	11/9	NYJ	6	3-3	1-1	22
11/24	at Ari	11	5-5	2-2	37, 51	11/16	Min	4	4-4	0-1	-
12/2	NYJ	14	2-2	4-4	23, 48, 36, 29	11/23	at KC	6	3-3	1-1	41
12/8	at SD	9	3-3	2-3	51, 20	11/30	Den	6	0-0	2-2	46, 48
12/15	at Mia	9	0-0	3-3	26, 38, 45	12/7	at Pit	1	1-1	0-0	-
12/22	Den	4	4-4	0-0	-	12/14	Bal	8	2-2	2-2	37, 23
12/28	KC	6	3-3	1-1	27	12/22	GB	1	1-1	0-0	-
						12/28	at SD	2	2-2	0-0	-
TOTALS (16/0)	128	50-50	26-33	Long: 51		TOTALS (16/0)	94	28-29	22-25	Long: 55	
1/12/03 NYJ	12	3-3	3-4	29, 34, 31							
1/19/03 Ten	11	5-5	2-2	43, 32							
1/26/03 TB	3	0-0	1-1	40							
PLAYOFFS (3/0)	26	8-8	6-7	Long: 43							

2004	Opp	Pts	PAT-Att	FG-FGA	Made	2005	Opp	Pts	PAT-Att	FG-FGA	Made
9/12	at Pit	7	1-1	2-2	28, 38	9/8	at NE	2	2-2	0-1	-
9/19	Buf	7	1-1	2-2	21, 33	9/18	KC	5	2-2	1-2	29
9/26	TB	12	3-3	3-4	23, 40, 39	9/25	at Phi	8	2-2	2-4	28, 26
10/3	at Hou	5	2-2	1-2	50	10/2	Dal	13	1-1	4-4	30, 23, 49, 43
10/10	at Ind	2	2-2	0-0	-	10/16	SD	2	2-2	0-0	-
10/17	Den	3	0-0	1-1	35	10/23	Buf	8	5-5	1-1	25
10/24	NO	14	2-2	4-4	28, 42, 44, 40	10/30	at Ten	10	4-4	2-2	22, 32
10/31	at SD	2	2-2	0-0	-	11/6	at KC	9	0-0	3-3	32, 49, 48
11/7	at Car	9	3-3	2-2	26, 19	11/13	Den	5	2-2	1-2	40
11/21	SD	5	2-2	1-1	31	11/20	at Was	10	1-1	3-4	30, 25, 19
11/28	at Den	1	1-2	0-1	-	11/27	Mia	3	3-3	0-0	-
12/5	KC	9	3-3	2-2	27, 36	12/4	at SD	4	1-1	1-2	37
12/12	at Atl	4	1-1	1-1	52	12/11	at NYJ	4	1-1	1-2	42
12/19	Ten	8	5-5	1-1	42	12/18	Cle	1	1-1	0-2	-
12/25	at KC	12	3-3	3-3	40, 45, 46	12/24	at Den	3	0-0	1-1	43
1/2/05	Jac	6	0-0	2-2	35, 27	12/31	NYG	3	3-3	0-0	-
TOTALS (16/0)	106	31-32	25-28	Long: 52		TOTALS (16/0)	90	30-30	20-30	Long: 49	

2006	Opp	Pts	PAT-Att	FG-FGA	Made	2007	Opp	Pts	PAT-Att	FG-FGA	Made
9/11	SD	0	0-0	0-0	-	9/9	Det	3	3-3	0-3	-
9/17	at Bal	6	0-0	2-2	34, 51	9/16	at Den	4	1-1	1-2	38
10/1	Cle	3	3-3	0-0	-	9/23	Cle	14	2-2	4-4	32, 22, 23, 48
10/8	at SF	8	2-2	2-2	33, 36	9/30	at Mia	5	5-5	0-0	-
10/15	at Den	3	0-0	1-2	47	10/14	at SD	2	2-2	0-0	-
10/22	Ari	8	2-2	2-2	31, 35	10/21	KC	4	1-1	1-1	37
10/29	Pit	8	2-2	2-2	19, 41	10/28	at Ten	9	0-0	3-3	50, 43, 54
11/6	at Sea	0	0-0	0-0	-	11/4	Hou	5	2-2	1-2	22
11/12	Den	7	1-1	2-3	55, 20	11/11	Chi	6	0-0	2-2	37, 52
11/19	at KC	7	1-1	2-2	41, 36	11/18	at Min	16	1-1	5-5	42, 30, 42
11/26	at SD	2	2-2	0-1	-						49, 52
12/3	Hou	2	2-2	0-3	-	11/25	at KC	8	2-2	2-2	25, 54
12/10	at Cin	4	1-1	1-2	33	12/2	Den	10	4-4	2-4	38, 44
12/17	StL	0	0-0	0-0	-	12/9	at GB	1	1-1	0-1	-
12/23	KC	9	0-0	3-3	25, 37, 53	12/16	Ind	2	2-2	0-0	-
12/31	at NYJ	3	0-0	1-1	35	12/23	at Jac	3	0-0	1-1	41
						12/30	SD	5	2-2	1-2	53
TOTALS (16/0)	70	16-16	18-25	Long: 55		TOTALS (16/0)	97	28-28	23-32	Long: 54	

2008	Opp	Pts	PAT-Att	FG-FGA	Made	2009	Opp	Pts	PAT-Att	FG-FGA	Made
9/8	Den	2	2-2	0-0	-	9/14	SD	8	2-2	2-2	37, 35
9/14	at KC	11	2-2	3-3	56, 25, 40	9/20	at KC	7	1-1	2-2	48, 54
9/21	at Buf	11	2-2	3-3	23, 35, 32	9/27	Den	3	0-0	1-1	48
9/28	SD	10	1-1	3-4	22, 28, 32	10/4	at Hou	6	0-0	2-2	46, 33
10/12	at NO	3	0-0	1-3	24	10/11	at NYG	1	1-1	0-0	-
10/19	NYJ	10	1-1	3-4	29, 37, 57	10/18	Phi	7	1-1	2-2	29, 46
10/26	at Bal	4	1-1	1-1	22	10/25	NYJ	0	0-0	0-0	-
11/2	Atl	0	0-0	0-0	-	11/1	at SD	10	1-1	3-3	48, 41, 28
11/9	Car	6	0-0	2-3	38, 45	11/15	KC	4	1-1	1-2	50
11/16	at Mia	7	1-1	2-3	21, 37	11/22	Cin	8	2-2	2-3	52, 33
11/23	at Den	7	4-4	1-1	26	11/26	at Dal	1	1-1	0-0	-
11/30	KC	7	1-1	2-2	25, 51	12/6	at Pit	9	3-3	2-2	48, 43
12/4	at SD	1	1-1	0-0	-	12/13	Was	7	1-1	2-3	34, 54
12/14	NE	2	2-3	0-0	-	12/20	at Den	8	2-2	2-2	54, 28
12/21	Hou	9	3-3	2-2	33, 30	12/27	at Cle	9	0-0	3-3	44, 34, 61
12/28	at TB	7	4-4	1-1	25	1/3/10	Bal	6	0-0	2-2	37, 39
TOTALS (16/0)	97	25-26	24-30	Long: 57		TOTALS (16/0)	95	17-17	26-29	Long: 61	

2010	Opp	Pts	PAT-Att	FG-FGA	Made	2011	Opp	Pts	PAT-Att	FG-FGA	Made
9/12	at Ten	7	1-1	2-3	34, 30	9/12	at Den	11	2-2	3-3	37, 21, 63
9/19	StL	10	1-1	3-4	38, 41, 22	9/18	at Buf	5	5-5	0-0	-
9/26	at Ari	11	2-2	3-6	22, 54, 23	9/25	NYJ	10	4-4	2-3	54, 49
10/3	Hou	6	3-3	1-1	39	10/2	NE	7	1-1	2-2	28, 26
10/10	SD	9	3-3	2-2	50, 30	10/9	at Hou	13	1-1	4-4	54, 55, 50, 42
10/17	at SF	9	0-0	3-3	27, 24, 40	10/16	Cle	6	3-3	1-1	48
10/24	at Den	11	8-8	1-1	31	10/23	KC	Inactive (hamstring)			
10/31	Sea	15	3-3	4-5	31, 36, 22, 49	11/6	Den	6	3-3	1-1	48
11/7	KC	11	2-2	3-4	23, 41, 33	11/10	at SD	6	3-3	1-1	23
11/21	at Pit	3	0-0	1-1	41	11/20	at Min	9	3-3	2-3	29, 26
11/28	Mia	5	2-2	1-1	30	11/27	Chi	19	1-1	6-6	40, 47, 42, 19
12/5	at SD	4	4-4	0-0	-						37, 44
12/12	at Jac	7	4-4	1-1	26	12/4	at Mia	2	2-2	0-0	-
12/19	Den	13	4-4	3-3	49, 35, 47	12/11	at GB	2	2-2	0-0	-
12/26	Ind	14	2-2	4-5	59, 38, 51, 45	12/18	Det	9	3-3	2-3	46, 51
1/2/11	at KC	7	4-4	1-1	38	12/24	at KC	10	1-1	3-4	28, 31, 36
TOTALS (16/0)	142	43-43	33-41	Long: 59		1/1/12	SD	14	2-2	4-4	52, 43, 27, 32
						TOTALS (15/0)	129	36-36	31-35	Long: 63	

2012	Opp	Pts	PAT-Att	FG-FGA	Made	2013	Opp	Pts	PAT-Att	FG-FGA	Made
9/10	SD	6	0-0	2-2	51, 19	9/8	at Ind	5	2-2	1-2	38
9/16	at Mia	7	1-1	2-2	25, 27	9/15	Jac	13	1-1	4-5	46, 30, 29, 29
9/23	Pit	10	4-4	2-2	32, 43	9/23	at Den	3	3-3	0-0	-
9/30	at Den	6	0-0	2-2	38, 24	9/29	Was	2	2-2	0-1	-
10/14	at Atl	8	2-2	2-2	52, 22	10/6	SD	9	3-3	2-2	47, 50
10/21	Jac	14	2-2	4-5	21, 33, 31, 40	10/13	at KC	1	1-1	0-1	-
10/28	at KC	14	2-2	4-4	36, 35, 29, 32	10/27	Pit	3	3-3	0-0	-
11/4	TB	6	3-3	1-1	29	11/3	Phi	8	2-2	2-2	24, 53
11/11	at Bal	8	2-2	2-2	32, 47	11/10	at NYG	8	2-2	2-2	33, 24
11/18	NO	5	2-2	1-1	40	11/17	at Hou	4	4-4	0-1	-
11/25	at Cin	4	1-1	1-1	55	11/24	Ten	13	1-1	4-6	52, 48, 24, 42
12/2	Cle	5	2-2	1-2	51	11/28	at Dal	6	3-3	1-1	45
12/6	Den	1	1-1	0-0	-	12/8	at NYJ	9	3-3	2-3	41, 40
12/16	KC	15	0-0	5-6	20, 50, 57	12/15	KC	7	4-4	1-1	34
					30, 41	12/22	at SD	7	1-1	2-2	20, 42
12/23	at Car	6	0-0	2-2	21, 31	12/29	Den	2	2-2	0-1	-
12/30	at SD	3	3-3	0-0	-						
TOTALS (16/0)	118	25-25	31-34	Long: 57		TOTALS (16/0)	100	37-37	21-30	Long: 53	

JANIKOWSKI'S GAME-BY-GAME KICKING CONT.

2014	Opp	Pts	PAT-Att	FG-FGA	Made	2015	Opp	Pts	PAT-Att	FG-FGA	Made
9/7	at NYJ	2	2-2	0-0	-	9/13	Cin	1	1-1	0-0	-
9/14	Hou	2	2-2	0-0	-	9/20	Bal	13	4-4	3-3	23, 46, 48
9/21	at NE	9	0-0	3-3	49, 37, 47	9/27	at Cle	9	3-3	2-2	23, 35
9/28	Mia	2	2-2	0-0	-	10/4	at Chi	8	2-2	2-2	29, 41
10/12	SD	4	4-4	0-1	-	10/11	Den	4	1-1	1-3	50
10/19	Ari	7	1-1	2-2	29, 53	10/25	at SD	13	4-4	3-3	29, 32, 31
10/26	at Cle	7	1-1	2-2	46, 38	11/1	NYJ	10	4-4	2-3	52, 47
11/2	at Sea	6	3-3	1-2	48	11/8	at Pit	5	5-5	0-0	-
11/9	Den	5	2-2	1-1	41	11/15	Min	2	2-2	0-0	-
11/16	at SD	6	0-0	2-2	42, 25	11/22	at Det	7	1-1	2-2	48, 56
11/20	KC	6	3-3	1-1	40	11/29	at Ten	6	3-3	1-1	24
11/30	at StL	0	0-0	0-0	-	12/6	KC	2	2-3	0-1	-
12/7	SF	6	3-3	1-1	57	12/13	at Den	1	1-1	0-1	-
12/14	at KC	7	1-1	2-2	53, 33	12/20	GB	8	2-2	2-2	23, 30
12/21	Buf	14	2-2	4-5	45, 36, 38, 49	12/24	SD	7	1-1	2-2	50, 31
12/28	at Den	2	2-2	0-0	-	1/3/16	at KC	5	2-2	1-1	29
TOTALS (16/0)	85	28-28	19-22	Long: 57		TOTALS (16/0)	101	38-39	21-26	Long: 56	

2016	Opp	Pts	PAT-Att	FG-FGA	Made	2017	Opp	Pts	PAT-Att	FG-FGA	Made
9/11	at NO	7	1-1	2-2	47, 31	Games 1-16 Injured Reserve (back)					
9/18	Atl	4	4-4	0-1	-	TOTALS (0/0)	0	0-0	0-0	Long: -	
9/25	at Ten	5	2-2	1-1	52						
10/2	at Bal	4	4-4	0-0	-						
10/9	SD	14	2-2	4-5	20, 26, 56, 48						
10/16	KC	4	1-1	1-2	46						
10/23	at Jac	15	3-3	4-4	26, 32, 44, 52						
10/30	at TB	6	3-3	1-3	31						
11/6	Den	12	3-3	3-4	24, 29, 35						
11/21	Hou	9	3-3	2-2	19, 20						
11/27	Car	9	3-3	2-2	23, 23						
12/4	Buf	12	3-3	3-3	47, 41, 47						
12/8	at KC	7	1-1	2-2	44, 33						
12/18	at SD	13	1-1	4-4	45, 33, 21, 44						
12/24	Ind	3	3-5	0-0	-						
1/1/17	at Den		0-0	0-0	-						
TOTALS (16/0)	124	37-39	29-35	Long: 56							
1/7/17	at Hou	2	2-2	0-0	-						
PLAYOFFS (1/0)	2	2-2	0-0	Long: -							



POS.
DT

NO.
99

QUINTON JEFFERSON

Height 6-4
Weight 291
College Maryland
Seasons NFL 3rd, Seahawks 3rd
Born March 31, 1993
Hometown Pittsburgh, Pa.

JEFFERSON'S 2018 SEASON

at Den (9/9) Made first-career start at DE and had three solo stops and QB hit. at Chi (9/17) Started at DE. LAR (10/7) Started at DE.

Game	G/S	T	S	A	QB	Yds.	QH	Int.	Yds.	PD	FF	FR	Yds.
at Den (9/9)	1/1	3	2	1	0.0	0.0	1	0	0	0	0	0	0
at Chi (9/17)	1/1	2	2	0	0.0	0.0	0	0	0	0	0	0	0
Dal (9/23)	1/1	1	0	1	0.0	0.0	4	0	0	0	0	0	0
at Az (9/30)	1/1	0	0	0	0.0	0.0	1	0	0	0	0	0	0
LAR (10/7)	1/1	1	1	0	0.0	0.0	1	0	0	0	0	0	0
Totals	5/5	7	5	2	0.0	0.0	6	0	0	0	0	0	0

JEFFERSON'S NFL RECORD

Club	Tackles			Sacks		Interceptions									
	G/S	Tkl	So	Ast	QB	Yds	No	Yds	Avg	LG	TD	PD	FF	FR	Yds
2016 Seattle	3/0	1	0	1	0.0	0.0	0	0	0.0	0	0	0	0	0	0
2017 Seattle	6/0	7	6	1	1.0	8.0	0	0	0	0	0	0	0	0	0
2018 Seattle	5/5	7	5	2	0.0	0.0	0	0	0	0	0	0	0	0	0
NFL TOTALS	14/5	15	11	4	1.0	8.0	0	0	0.0	0	0	0	0	0	0

JEFFERSON'S SINGLE-GAME HIGHS

Tackles: 3 at Denver (9/9/18)
Sacks: 1.0 vs. Washington (11/5/17)
INT: None

FF: None
FR: None



POS.
CB

NO.
39

DONTAE JOHNSON

Height

6-2

Weight

200

College

North Carolina State

Seasons

NFL 5th, Seahawks 1st

Born

December 1, 1991

Hometown

Plainfield, N.J.

D. JOHNSON'S 2018 SEASON

Was placed on injured reserve (groin) 9/8.



POS.
DT

NO.
91

TOM JOHNSON

Height

6-3

Weight

285

College

Southern Mississippi

Seasons

NFL 8th, Seahawks 1st

Born

August 30, 1984

Hometown

Moss Point, Miss.

T. JOHNSON'S 2018 SEASON

Was released on 9/15. at Den (9/9) Started at DT and had a solo tackle.

Game	G/S	T	S	A	QB	Yds.	QH	Int.	Yds.	PD	FF	FR	Yds.
at Den (9/9)	1/1	1	1	0	0.0	0.0	0	0	0	0	0	0	0
at Chi (9/17)		Not on Roster											
Totals	1/1	1	1	0	0.0	0.0	0	0	0	0	0	0	0

D. JOHNSON'S NFL RECORD

Club	G/S	Tackles			Sacks		Interceptions							FF		FR		Yds
		Tkl	So	Ast	QB	Yds	No	Yds	Avg	LG	TD	PD	FF					
2014 San Francisco	16/3	31	19	12	0.0	0.0	1	20	20.0	20t	1	6	0	0	0	0	0	0
2015 San Francisco	16/3	31	23	8	0.0	0.0	0	0	0.0	0	0	5	0	0	0	0	0	0
2016 San Francisco	15/0	11	10	1	0.0	0.0	0	0	0.0	0	0	3	0	0	0	0	0	0
2017 San Francisco	16/16	76	68	8	0.0	0.0	1	50	50.0	50t	1	7	0	0	0	0	0	0
NFL TOTALS	63/22	149	120	29	0.0	0.0	2	70	35.5	50t	2	21	0	0	0	0	0	0

D. JOHNSON'S SINGLE-GAME HIGHS

Tackles: 9 at Indianapolis (10/8/17)

FF: None

Sacks: None

FR: None

Int.: 1, 2 Times, Last vs. Jacksonville (12/24/17)

ADDITIONAL STATS

Special Teams Tackles: 2014 (6), 2015 (6, 2 FR, blocked FG), 2016 (4), 2017 (1); **Career:** (17, 2 FR, blocked FG). Returned one punt for 25 yards in 2016.

T. JOHNSON'S NFL RECORD

Club	G/S	Tackles			Sacks		Interceptions							FF		FR		Yds
		Tkl	So	Ast	QB	Yds	No	Yds	Avg	LG	TD	PD	FF					
2011 New Orleans	13/0	15	11	4	1.0	6.0	0	0	0.0	0	0	0	1	0	0	0	0	0
2012 New Orleans	15/0	28	18	10	2.0	20.0	0	0	0.0	0	0	0	0	0	0	0	0	0
2013 New Orleans	12/0	12	6	6	2.0	18.0	0	0	0.0	0	0	0	0	0	0	0	0	0
2014 Minnesota	16/2	22	14	8	6.5	43.0	0	0	0.0	0	0	0	1	0	0	0	0	0
2015 Minnesota	16/8	36	25	11	5.5	52.0	0	0	0.0	0	0	1	0	0	0	0	0	0
2016 Minnesota	14/0	17	11	6	2.0	11.0	1	4	4.0	4	0	1	0	0	0	0	0	0
2017 Minnesota	16/15	32	17	15	2.0	8.0	0	0	0.0	0	0	0	0	0	0	0	0	0
2018 Seattle	1/1	1	1	0	0.0	0.0	0	0	0.0	0	0	0	0	0	0	0	0	0
NFL TOTALS	103/26	163	103	60	21.0	158.0	1	4	4.0	4	0	2	2	0	0	0	0	0

POSTSEASON

Club	G/S	Tackles			Sacks		Interceptions							FF		FR		Yds
		Tkl	So	Ast	QB	Yds	No	Yds	Avg	LG	TD	PD	FF					
2011 New Orleans	2/0	1	0	1	0.0	0.0	0	0	0.0	0	0	0	0	0	0	0	0	0
2013 New Orleans	2/0	1	0	1	0.0	0.0	0	0	0.0	0	0	0	0	0	0	0	0	0
2015 Minnesota	1/0	0	0	0	0.0	0.0	0	0	0.0	0	0	0	0	0	0	0	0	0
2017 Minnesota	2/2	6	3	3	0.0	0.0	0	0	0.0	0	0	0	0	0	0	0	0	0
NFL TOTALS	7/2	8	3	5	0.0	0.0	0	0	0.0	0	0	0	0	0	0	0	0	0

T. JOHNSON'S SINGLE-GAME HIGHS

Tackles: 5, 2 Times, Last at Washington (11/13/16)

Sacks: 2.0 vs. N.Y. Giants (12/27/15)

Int.: 1 at Carolina (9/25/16)

FF: 1, 2 Times, Last at St. Louis (9/7/14)

FR: None



POS.
DT

NO.
92

NAZAIR JONES

Height

6-5

Weight

292

College

North Carolina

Seasons

NFL 2nd, Seahawks 2nd

Born

December 13, 1994

Hometown

Roanoke Rapids, N.C.

Pronunciation:

nah-ZAIR

JONES' 2018 SEASON

at Den (9/9) Inactive. at Chi (9/17) Had one solo stop. at Az (9/30) Assisted on one tackle. LAR (10/7) Inactive.

Game	G/S	T	S	A	QB	Yds.	QH	Int.	Yds.	PD	FF	FR	Yds.
at Den (9/9)		Inactive											
at Chi (9/17)	1/0	1	1	0	0.0	0.0	0	0	0	0	0	0	0
Dal (9/23)	1/0	0	0	0	0.0	0.0	0	0	0	0	0	0	0
at Az (9/30)	1/0	1	0	1	0.0	0.0	1	0	0	0	0	0	0
LAR (10/7)		Inactive											
Totals	3/0	2	1	1	0.0	0.0	1	0	0	0	0	0	0

JONES' NFL RECORD

Club	G/S	Tackles			Sacks		Interceptions								
		Tkl	So	Ast	QB	Yds	No	Yds	Avg	LG	TD	PD	FF	FR	Yds
2017 Seattle	11/2	19	10	9	2.0	14.0	1	24	24.0	24	0	3	0	1	0
2018 Seattle	3/0	2	1	1	0.0	0.0	0	0	0.0	0	0	0	0	0	0
NFL TOTALS	14/2	21	11	10	2.0	14.0	1	24	24.0	24	0	3	0	1	0

JONES' SINGLE-GAME HIGHS

Tackles: 4 vs. Atlanta (11/20/17)
Sacks: 1.0 at Arizona (11/9/17)
Int.: 1 at Green Bay (9/10/17)

FF: None
FR: 1 vs. Washington (11/5/17)



POS.
DE

NO.
95

DION JORDAN

Height

6-6

Weight

275

College

Oregon

Seasons

NFL 5th, Seahawks 2nd

Born

March 5, 1990

Hometown

Chandler, Ariz.

JORDAN'S 2018 SEASON

at Den (9/9) Saw action at DE and had one QB hit and a pass defended. at Az (9/30) Inactive (hip).

Game	G/S	T	S	A	QB	Yds.	QH	Int.	Yds.	PD	FF	FR	Yds.
at Den (9/9)	1/0	1	0	1	0.0	0.0	1	0	0	1	0	0	0
at Chi (9/17)	1/0	0	0	0	0.0	0.0	0	0	0	0	0	0	0
Dal (9/23)	1/0	1	1	0	0.0	0.0	0	0	0	0	0	0	0
at Az (9/30)		Inactive (hip)											
LAR (10/7)	1/0	0	0	0	0.0	0.0	0	0	0	0	0	0	0
Totals	4/0	2	1	1	0.0	0.0	1	0	0	1	0	0	0

JORDAN'S NFL RECORD

Club	G/S	Tackles			Sacks		Interceptions							FF	FR	Yds
		Tkl	So	Ast	QB	Yds	No	Yds	Avg	LG	TD	PD				
2013 Miami	16/0	24	18	6	2.0	18.0	0	0	0.0	0	0	2	0	0	0	
2014 Miami	10/1	13	13	0	1.0	7.0	0	0	0.0	0	0	1	0	0	0	
2015	Suspended by NFL															
2016 Miami	0/0	Reserve/Non-Football Injury List														
2017 Seattle	5/0	18	10	8	4.0	20.0	0	0	0.0	0	0	0	1	0	0	
2018 Seattle	4/0	2	1	1	0.0	0.0	0	0	0.0	0	0	1	0	0	0	
NFL TOTALS	35/1	57	42	15	7.0	45.0	0	0	0.0	0	0	4	1	0	0	

JORDAN'S SINGLE-GAME HIGHS

Tackles: 7 vs. L.A. Rams (12/17/17)
Sacks: 1.0, 7 Times, Last vs. Arizona (12/31/17)
Int.: None

FF: 1 vs. Arizona (12/31/17)
FR: None

ADDITIONAL STATS

Special Teams Tackles: 2013 (2), 2014 (7); **Career:** (9).



POS.

LB

NO.

56

MYCHAL

KENDRICKS

Height

Weight

College

Seasons

Born

Hometown

Pronunciation

6-0

240

California

NFL 7th, Seahawks 1st

September 28, 1990

Fresno, Calif.

Michael

NFL TRANSACTIONS:

04/27/12: Drafted by Phil. (2nd Round, 46th)

06/04/18: Signed with Cleveland as UFA

NFL CAREER HIGHLIGHTS:

- Has 85 career games played with 74 career starts, collecting 14 sacks and three interceptions, while forcing six fumbles and recovering five.
- Recorded a team and game-high eight tackles in the NFC Championship vs. Minnesota (1/21/18), guiding the Eagles to their Super Bowl LII appearance.
- Started all three postseason games in 2017 season and helped lead team to a Super Bowl 52 Championship.
- Was one of three Eagles players since 1982 to collect four fumbles and three sacks in a single season, doing so in 2013.
- Was selected with the 46th pick in the 2012 NFL Draft, one pick ahead of teammate Bobby Wagner (47th).

COLLEGE: Appeared in 51 games at California,

starting 29 contests over a four-year career. Amassed 258 tackles and 13.5 sacks. Had seven fumble recoveries, four interceptions for 130 yards and a touchdown, along with a blocked punt. Became the fourth-highest California linebacker to be selected in the NFL Draft, taken in the second round by the Philadelphia Eagles in 2012. Named the 2012 Pat Tillman Pac-12 Defensive Player of the Year, garnering multiple All-American honors for the 2011 season. Played in all 13 games, starting 11, of senior campaign in 2011, collecting a career-high 106 total tackles, along with two interceptions and three sacks. Earned second team All-Pac 10 acknowledgements as a junior in 2010, leading Cal with 8.5 sacks. Finished second on the team in 2009 with 71 tackles as a sophomore, returning an interception 68 yards for a touchdown against UCLA (10/17/09). Played in all 13 games in 2008, collecting 15 tackles, one sack and a blocked punt. Majored in social welfare.

PERSONAL: Native of Fresno, Calif., and attended Hoover High School. Given name is Marvin Mychal-Christopher Kendricks. Brother of Minnesota Vikings linebacker Eric Kendricks.

KENDRICKS' 2018 SEASON

Signed as free agent on 9/13. Suspended indefinitely by the NFL on October 2. **at Chi (9/17)** Started first game with the team and had three solo stops, including a sack and pass defended. **Dal (9/23)** Saw action in second game for Seattle and had a sack for second-straight week. **at Az (9/30)** Totaled six tackles (4 solo).

Game	G/S	T	S	A	QB	Yds.	QH	Int.	Yds.	PD	FF	FR	Yds.
at Den (9/9)		Not on team											
at Chi (9/17)	1/1	3	3	0	1.0	12.0	1	0	0	1	0	0	0
Dal (9/23)	1/0	6	6	0	1.0	2.0	2	0	0	0	0	0	0
at Az (9/30)	1/1	6	4	2	0.0	0.0	0	0	0	0	0	0	0
Totals	3/2	15	13	2	2.0	14.0	3	0	0	1	0	0	0

KENDRICKS' NFL RECORD

Club	G/S	Tackles			Sacks		Interceptions							FF			FR		
		Tkl	So	Ast	QB	Yds	No	Yds	Avg	LG	TD	PD	FF						
2012 Philadelphia	15/14	75	58	17	1.0	5.0	0	0	0.0	0	0	8	0	0	0	0	0	0	0
2013 Philadelphia	15/15	106	81	25	4.0	24.0	3	25	8.3	18	0	4	2	4	4	6			
2014 Philadelphia	12/11	82	61	21	4.0	27.0	0	0	0.0	0	0	3	3	0	0				
2015 Philadelphia	13/13	82	61	21	3.0	21.5	0	0	0.0	0	0	3	1	0	0				
2016 Philadelphia	15/8	28	21	7	0.0	0.0	0	0	0.0	0	0	1	0	1	15				
2017 Philadelphia	15/13	73	51	22	2.0	5.0	0	0	0.0	0	0	6	0	0	0				
2018 Seattle	3/2	15	13	2	2.0	14.0	0	0	0.0	0	0	1	0	0	0				
NFL TOTALS	88/76	461	346	115	16.0	96.5	3	25	8.3	18	0	26	6	5	21				

KENDRICKS' SINGLE-GAME HIGHS

Tackles: 15 at Carolina (10/12/17)

Sacks: 2.0 vs. Chicago (12/22/13)


INT: 1, 3 Times, Last at Dallas (12/29/13)

FF: 1, 6 Times, Last vs. Tampa Bay (11/22/15)

FR: 1, 5 Times, Last at Cincinnati (12/4/16)

ADDITIONAL STATS

Special Teams Tackles: 2017 (2); Career: (2).



POS.
CB

NO.
36

AKEEM KING

Height

6-1

Weight

215

College

San Jose State

Seasons

NFL 4th, Seahawks 2nd

Born

August 29, 1992

Hometown

Visalia, Calif.

KING'S 2018 SEASON

at Den (9/9) Saw action on special teams and two snaps at CB. Had one special teams tackle. at Chi (9/17) Made first-career start in place of Tre Flowers (hamstring) and had six tackles. Dal (9/23) Saw action on special teams and had a special teams tackle. LAR (10/7) Saw action on special teams.

Game	G/S	T	S	A	QB	Yds.	QH	Int.	Yds.	PD	FF	FR	Yds.
at Den (9/9)	1/0	0	0	0	0.0	0.0	0	0	0	0	0	0	0
at Chi (9/17)	1/1	6	5	1	0.0	0.0	0	0	0	0	0	0	0
Dal (9/23)	1/0					Special Teams Only							
at Az (9/30)	1/0					Special Teams Only							
LAR (10/7)	1/0					Special Teams Only							
Totals	5/1	6	5	1	0.0	0.0	0	0	0	0	0	0	0

Additional Stats: Special teams tackles: 2.

KING'S NFL RECORD

Club	Tackles				Sacks		Interceptions								
	G/S	Tkl	So	Ast	QB	Yds	No	Yds	Avg	LG	TD	PD	FF	FR	Yds
2015 Atlanta	5/0	0	0	0	0.0	0.0	0	0	0.0	0	0	1	0	0	0
2016 Atlanta							Injured Reserve								
2017 Seattle							Practice Squad								
2018 Seattle	5/1	6	5	1	0.0	0.0	0	0	0.0	0	0	0	0	0	0
NFL TOTALS	10/1	6	5	1	0.0	0.0	0	0	0.0	0	0	1	0	0	0

KING'S SINGLE-GAME HIGHS

Tackles: 6 at Chicago (9/17/18)
Sacks: None
Int.: None

FF: None
FR: None

ADDITIONAL STATS

Special Teams Tackles: 2018 (2); Career: (2).



POS.

WR

NO.

16

TYLER LOCKETT

Height

5-10

Weight

182

College

Kansas State

Seasons

NFL 4th, Seahawks 4th

Born

September 28, 1992

Hometown

Tulsa, Okla.

LOCKETT'S 2018 SEASON

at Den (9/9) Started at WR and had three receptions for 59 yards, including a 51-yard TD in the fourth quarter that gave Seattle a 24-20 lead. **at Chi (9/17)** Started and led team with five receptions for 60 yards and had a 19-yard TD. **Dal (9/23)** Had a 52-yard TD reception in the second quarter, his second 50-plus yard TD of the season and third-straight game with a TD reception. **at Az (9/30)** Tied for team lead team with five receptions for 53 yards. **LAR (10/7)** Had three receptions for 98 yards and a 39-yard TD.

2018	Opponent	No	Yds	Avg	LG	TD
9/9	at Denver	3	59	19.7	51t	1
9/17	at Chicago	5	60	12.0	20	1
9/23	Dallas	4	77	19.3	52t	1
9/30	at Arizona	5	53	10.6	13	0
10/7	L.A. Rams	3	98	32.7	44	1
TOTALS (5/5)		20	347	17.4	52t	4

LOCKETT'S NFL RECORD

Year	Club	G/S	No	Yds	Avg	LG	TD
2015	Seattle	16/8	51	664	13.0	49t	6
2016	Seattle	15/9	41	597	14.6	57t	1
2017	Seattle	16/8	45	555	12.3	74t	2
2018	Seattle	5/5	20	347	17.4	52t	4

NFL TOTALS	52/30	157	2,163	13.8	74t	13
-------------------	--------------	------------	--------------	-------------	------------	-----------

-----Kickoff Returns-----								-----Punt Returns-----				
Year	Club	G/S	No	Yds	Avg	LG	TD	No	Yds	Avg	LG	TD
2015	Seattle	16/8	33	852	25.8	105t	1	40	379	9.5	66	1
2016	Seattle	15/9	23	606	26.3	46	0	29	243	8.4	62	0
2017	Seattle	16/8	37	949	25.6	99t	1	36	237	6.6	27	0
2018	Seattle	5/5	8	182	22.8	42	0	12	86	7.2	19	0

NFL TOTALS	52/30	101	2,589	25.6	105t	2	117	945	8.1	66	1
-------------------	--------------	------------	--------------	-------------	-------------	----------	------------	------------	------------	-----------	----------

POSTSEASON

Year	Club	G/S	No	Yds	Avg	LG	TD
2015	Seattle	2/0	4	110	27.5	35	1

NFL TOTALS	2/0	4	110	27.5	35	1
-------------------	------------	----------	------------	-------------	-----------	----------

		-----Kickoff Returns-----						-----Punt Returns-----				
Year	Club	G/S	No	Yds	Avg	LG	TD	No	Yds	Avg	LG	TD
2015	Seattle	2/0	4	104	26.0	50	0	4	18	4.5	8	0
NFL TOTALS		2/0	4	104	26.0	50	0	4	18	4.5	8	0

LOCKETT'S GAME-BY-GAME RECEIVING

2015	Opponent	No	Yds	Avg	LG	TD	2016	Opponent	No	Yds	Avg	LG	TD
9/13	at St. Louis	4	34	8.5	12	0	9/11	Miami	3	17	5.7	6	0
9/20	at Green Bay	2	17	8.5	17	0	9/18	at L.A. Rams	4	99	24.8	53	0
9/27	Chicago	0	0	0.0	0	0	9/25	San Francisco	0	0	0.0	0	0
10/5	Detroit	4	58	14.5	23	0	10/2	at N.Y. Jets	1	13	13.0	13	0
10/11	at Cincinnati	2	29	14.5	22	0	10/16	Atlanta	3	23	7.7	10	0
10/18	Carolina	0	0	0.0	0	0	10/23	at Arizona	2	13	6.5	8	0
10/22	at San Francisco	5	79	15.8	43t	1	10/30	at New Orleans	4	32	8.0	10	0
11/1	at Dallas	3	36	12.0	16	0	11/7	Buffalo	1	17	17.0	17	0
11/15	Arizona	1	7	7.0	7	0	11/13	at New England	3	72	24.0	36	0
11/22	San Francisco	4	48	12.0	24t	2	11/20	Philadelphia	2	39	19.5	30	0
11/29	Pittsburgh	3	38	12.7	16	0	11/27	at Tampa Bay	0	0	0.0	0	0
12/6	at Minnesota	7	90	12.9	29	0	12/4	Carolina	5	63	12.6	40	0
12/13	at Baltimore	6	104	17.3	49t	2	12/11	at Green Bay	4	41	10.3	15	0
12/20	Cleveland	5	55	11.0	27t	1	12/15	L.A. Rams	7	130	18.6	57t	1
12/27	St. Louis	3	33	11.0	16	0	12/24	Arizona	2	38	19.0	28	0
1/3	at Arizona	2	36	18.0	36	0	TOTALS (15/9)		41	597	14.6	57t	1

TOTALS (16/8)						51	664	13.0	49t	6							
1/10	at Minnesota	1	35	35.0	35	0	2017 Opponent				No	Yds	Avg	LG	TD		
1/17	at Carolina	3	75	25.0	33t	1	09/10	at Green Bay	1	8	8.0	8	0				
PLAYOFF TOTALS (2/0)						4	110	27.5	35	1	09/17	San Francisco	6	64	10.7	22	0

09/24	at Tennessee	2	30	15.0	16	0	10/01	Indianapolis	4	67	16.8	41	0
10/01	at L.A. Rams	3	26	8.7	12	0	10/08	at L.A. Rams	3	26	8.7	12	0
10/22	at N.Y. Giants	4	29	7.3	14	0	10/22	at N.Y. Giants	4	29	7.3	14	0
10/29	Houston	6	121	20.2	54	0	10/29	Houston	6	121	20.2	54	0
11/05	Washington	2	10	5.0	6	0	11/05	Washington	2	10	5.0	6	0
11/09	at Arizona	1	16	16.0	16	0	11/09	at Arizona	1	16	16.0	16	0
11/20	Atlanta	4	37	9.3	14	0	11/20	Atlanta	4	37	9.3	14	0
11/26	at San Francisco	0	0	0.0	0	0	11/26	at San Francisco	0	0	0.0	0	0
12/03	Philadelphia	2	17	8.5	16	1	12/03	Philadelphia	2	17	8.5	16	1
12/10	at Jacksonville	4	90	22.5	74t	1	12/10	at Jacksonville	4	90	22.5	74t	1
12/17	L.A. Rams	2	8	4.0	4	0	12/17	L.A. Rams	2	8	4.0	4	0
12/24	at Dallas	1	7	7.0	7	0	12/24	at Dallas	1	7	7.0	7	0
12/31	Arizona	3	25	8.3	18	0	12/31	Arizona	3	25	8.3	18	0
TOTALS (16/8)		45	555	12.3	74t	2							

LOCKETT'S SINGLE-GAME HIGHS

Most Rec.: 7, 2 Times, Last vs. L.A. Rams (12/15/16) **Most Yards:** 130 vs. L.A. Rams (12/15/16)
Most TDs: 2, 2 Times, Last at Baltimore (12/13/15) **Longest Rec.:** 74t at Jacksonville (12/10/17)

ADDITIONAL STATS

Rushing: 2015: (Rushed 5 times for 20 yards, 4.0 avg., with a long of 8), 2016: (Rushed 6 times for 114 yards, 19.0 avg, with a long of 75t and 1 TD), 2017: (Rushed 10 times for 58 yards, with a long of 22); 2018: (Rushed 2 times for 11 yards, with a long of 6);

Career: (Rushed 23 times for 203 yards, 8.8 avg, with a long of 75t and 1 TD).



POS.

S

NO.

24

SHALOM LUANI

Height

Weight

College

Seasons

Born

Hometown

Pronunciation

6-0

202

Washington State

NFL 2nd, Seahawks 1st

August 5, 1994

Masausi, Am. Samoa

shuh-LOHM LOO-ah-nee

NFL TRANSACTIONS:

04/29/17: Drafted by Oakland (7th Round, 221st)
 09/01/18: Traded by Oakland to Seattle

NFL CAREER HIGHLIGHTS:

- Saw action in all 16 games, mostly on special teams, with one start as a rookie in 2018 totaling 19 tackles and two passes defended.
- Made NFL debut on special teams in the 2018 opener at Tennessee (9/10) and first-career start at Buffalo (10/29) filling in for the injured S Karl Joseph and made a career-high eight tackles and posted one pass defended.

COLLEGE: Played two seasons at Washington State after transferring from City College of San Francisco. Started all 49 games between junior college and Washington State, totaling 276 tackles (198 solo), three sacks, 32 passes defended, five forced fumbles, and six fumble recoveries. Finished third on the team with 68 tackles (47), second on the team with 8.5 tackles for loss including two sacks in 2016. Tied for fifth in the Pac-12 with four interceptions, adding six passes defended and one forced fumble. Started in his final 12 games after missing the opener during senior season. As a junior in 2015, started all 13 games and was named All-Pac-12 honorable mention. Finished third on the team in tackles by registering 90, adding three tackles for loss, four

interceptions, six passes defended, one forced fumble, and two fumble recoveries. Four interceptions led the team while tying for fourth most in the Pac-12. As a sophomore at City College of San Francisco, was named first-team All-American, California Community College Defensive Player of the Year, Region I first-team All-California and Region I Defensive Player of the Year in 2014. Also named Bay 6 Conference Defensive Player of the Year after helping CCSF to an 11-2 record and a California Community College Athletic Association Northern California title. Totaled 118 tackles, 11 interceptions, 20 passes defended, three forced fumbles, four fumble recoveries, and one sack during his two seasons at CCSF. Rated the No. 1 junior college safety in the country by 247Sports.com and No. 38 by ESPN JC50. Majored in criminal justice.

PERSONAL: Attended Faga'itua High School in Masausi, American Samoa. Born in Pago Pago, American Samoa. Played soccer during American Samoa's first FIFA-sanctioned win against Tonga in November 2011. Scored two times for his team in the same game, making him the territory's joint top goal scorer of all time with fellow forward Ramin Ott. Played that same year on the senior team that represented the territory in the 2011 Pacific Games.

LUANI'S NFL RECORD																
Club	G/S	Tackles			Sacks		Interceptions									
		Tkl	So	Ast	QB	Yds	No	Yds	Avg	LG	TD	PD	FF	FR	Yds	
2017 Seattle	16/1	19	12	7	0.0	0.0	0	0	0.0	0	0	2	0	0	0	
2018 Seattle	2/0	0	0	0	0.0	0.0	0	0	0.0	0	0	0	0	0	0	
NFL TOTALS	18/1	19	12	7	0.0	0.0	0	0	0.0	0	0	2	0	0	0	

S. LUANI'S SINGLE-GAME HIGHS

Tackles: 8 at Buffalo (10/29/17) **FF:** None
Sacks: None **FR:** None
INT: None

ADDITIONAL STATS

Special Teams Tackles: 2017 (2), 2018 (2); **Career:** (4).

LUANI'S 2018 SEASON

Waived on 9/12. Signed to practice squad 9/13. Signed to 53-man roster 9/15. **at Den (9/9)** Inactive. **at Chi (9/17)** Active, but did not play. **Dal (9/23)** Saw first action with the Seahawks on special teams and had two special teams tackles.

Game	G/S	T	S	A	QB	Yds.	QH	Int.	Yds.	PD	FF	FR	Yds.
at Den (9/9)		Inactive											
at Chi (9/17)	0/0	Did Not Play											
Dal (9/23)	1/0	Special Teams Only											
at Az (9/30)		Inactive											
LAR (10/7)	1/0	Special Teams Only											
Totals	2/0	0	0	0	0.0	0.0	0	0	0	0	0	0	0

Additional Stats: Special teams tackles (2).



POS.
S
NO.
30

BRADLEY
McDOUGALD

Height

6-1

Weight

215

College

Kansas

Seasons

NFL 6th, Seahawks 2nd

Born

November 15, 1990

Hometown

Columbus, Ohio

Pronunciation

mick-DOO-gull

MCDUGALD'S 2018 SEASON

at Den (9/9) Had a career-high two interceptions. at Chi (9/17) Tied for team lead with eight tackles. Dal (9/23) Had five solo tackles, had a pass defended and forced an Ezekiel Elliott fumble (first of career) that was recovered by Justin Coleman deep in Seahawks territory. at Az (9/30) Had four tackles, a pass defended and a fumble recovery.

Game	G/S	T	S	A	QB	Yds.	QH	Int.	Yds.	PD	FF	FR	Yds.
at Den (9/9)	1/1	4	4	0	0.0	0.0	0	2	39	2	0	0	0
at Chi (9/17)	1/1	8	8	0	0.0	0.0	0	0	0	1	0	0	0
Dal (9/23)	1/1	5	5	0	0.0	0.0	0	0	0	1	1	0	0
at Az (9/30)	1/1	5	4	1	0.0	0.0	0	0	0	1	0	1	0
LAR (10/7)	1/1	10	8	2	0.0	0.0	0	0	0	0	0	0	0
Totals	5/5	32	29	3	0.0	0.0	0	2	39	5	1	1	0

McDOUGALD'S NFL RECORD

	Club	Tackles			Sacks		Interceptions				TD	PD	FF	FR	Yds
		G/S	Tkl	So	Ast	QB	Yds	No	Yds	Avg					
2013	Kansas City	1/0	0	0	0	0.0	0.0	0	0	0.0	0	0	0	0	0
	Tampa Bay	3/0	0	0	0	0.0	0.0	0	0	0.0	0	0	0	0	0
2014	Tampa Bay	15/5	46	37	9	0.0	0.0	1	0	0.0	0	0	7	0	0
2015	Tampa Bay	16/15	87	67	20	0.0	0.0	2	1	0.5	1	0	4	0	0
2016	Tampa Bay	16/16	91	79	12	0.0	0.0	2	32	16.0	32	0	10	0	1
2017	Seattle	16/9	67	45	22	0.0	0.0	0	0	0.0	0	0	4	0	0
2018	Seattle	5/5	32	29	3	0.0	0.0	2	39	19.5	39	0	5	1	1
NFL TOTALS		72/50	323	257	66	0.0	0.0	7	72	10.3	39	0	30	1	2

McDOUGALD'S SINGLE-GAME HIGHS

Tackles: 15 at Carolina (12/14/14)
Sacks: None
Int.: 2 at Denver (9/9/18)

FF: 1 vs. Dallas (9/23/18)
FR: 1, 2 Times, Last at Arizona (9/30/18)

ADDITIONAL STATS

Special Teams Tackles: 2014 (4), 2017 (8); Career: (12).



POS.
RB

NO.
21

J.D. McKISSIC

Height 5-10
Weight 195
College Arkansas State
Seasons NFL 3rd, Seahawks 3rd
Born August 15, 1993
Hometown Phenix City, Ala.

McKISSIC'S 2018 SEASON

Began season on IR (foot).

2018	Opponent	Rushing					Receiving					Total
		Att	Yds	Avg	LG	TD	Rec	Yds	Avg	LG	TD	
Games 1-4		Injured Reserve (foot)										
TOTALS (0/0)		0	0	0.0	0	0	0	0	0.0	0	0	0

McKISSIC'S NFL RECORD

Club	G/S	Rushing					Receiving				
		Att	Yds	Avg	LG	TD	No	Yds	Avg	LG	TD
2016 Seattle	1/0	1	2	2.0	2	0	2	16	8.0	10	0
2017 Seattle	13/1	46	187	4.1	30t	1	34	266	7.8	27t	2
2018 Seattle	0/0	0	0	0.0	0	0	0	0	0.0	0	0
NFL TOTALS	14/1	47	189	4.0	30t	1	36	282	7.8	27t	2

POSTSEASON											
Club	G/S	Rushing				Receiving				No	Yds
		Att	Yds	Avg	LG	TD	Avg	LG	TD		
2016 Seattle	2/0	1	3	3.0	3	0	5	5.0	5	1	5
NFL TOTALS	2/0	1	3	3.0	3	0	5	5.0	5	1	5

McKISSIC'S SINGLE-GAME HIGHS

RUSHING
Rush Attempts: 7 vs. Atlanta (11/20/17)
Rush Yards: 38 vs. Indianapolis (10/1/17)
Longest Rush: 30t vs. Indianapolis (10/1/17)
Most Rush TDs: 1 vs. Indianapolis (10/1/17)

RECEIVING
Most Rec.: 5, 2 Times, Last at Jacksonville (12/10/17)
Most Rec. Yards: 38 vs. L.A. Rams (12/17/17)
Longest Reception: 27t vs. Indianapolis (10/1/17)
Most Rec. TDs: 1, 2 Times, Last vs. Philadelphia (12/3/17)

McKISSIC'S GAME-BY-GAME

2016	Opponent	Rushing					Receiving					Total
		Att	Yds	Avg	LG	TD	Rec	Yds	Avg	LG	TD	
1/1/17	San Francisco	1	2	2.0	2	0	2	16	8.0	10	0	18
TOTALS (1/0)		2	2	2.0	2	0	2	16	8.0	10	0	18
1/7	Detroit	0	0	0.0	0	0	0	0	0.0	0	0	0
1/14	at Atlanta	1	3	3.0	3	0	1	5	5.0	5	0	8
PLAYOFFS (2/0)		1	3	3.0	3	0	1	5	5.0	5	0	8

2017	Opponent	Rushing					Receiving					Total
		Att	Yds	Avg	LG	TD	Rec	Yds	Avg	LG	TD	
09/10	at Green Bay					Inactive						
09/17	San Francisco					Inactive						
09/24	at Tennessee					Inactive						
10/01	Indianapolis	4	38	9.5	30t	1	1	27	27.0	27t	1	65
10/08	at L.A. Rams	2	0	0.0	3	0	3	36	12.0	21	0	36
10/22	at N.Y. Giants	3	10	3.3	10	0	2	23	11.5	16	0	33
10/29	Houston	4	6	1.5	4	0	1	6	6.0	6	0	12
11/05	Washington	3	12	4.0	6	0	2	14	7.0	9	0	26
11/09	at Arizona	5	26	5.2	17	0	4	20	5.0	9	0	46
11/20	Atlanta	7	30	4.3	7	0	5	23	4.6	9	0	53
11/26	at San Francisco	4	22	5.5	14	0	4	24	6.0	12	0	46
12/03	Philadelphia	1	-1	-1.0	-1	0	1	15	15.0	15t	1	14
12/10	at Jacksonville	3	15	5.0	9	0	5	20	4.0	6	0	35
12/17	L.A. Rams	6	20	3.3	5	0	3	38	12.7	26	0	58
12/24	at Dallas	0	0	0.0	0	0	0	0	0.0	0	0	0
12/31	Arizona	4	9	2.3	7	0	3	20	6.7	14	0	29
TOTALS (13/1)		46	187	4.1	30t	1	34	266	7.8	27t	2	443



POS.
FB

NO.
38

TRE MADDEN

Height 6-0
Weight 235
College USC
Seasons NFL 3rd, Seahawks 3rd
Born August 16, 1993
Hometown Alisa Viego, Calif.

MADDEN'S 2018 SEASON

at Den (9/9) Saw action at FB in season opener. at Chi (9/17) Totaled two special teams tackles. Dal (9/23) Had first-career rushing attempt, good for 2 yards and a first down on third-and-short.

2018	Opponent	-----Rushing-----					-----Receiving-----					Total
		Att	Yds	Avg	LG	TD	Rec	Yds	Avg	LG	TD	
9/9	at Denver	0	0	0.0	0	0	1	7	7.0	7	0	7
9/17	at Chicago	0	0	0.0	0	0	0	0	0.0	0	0	0
9/23	Dallas	1	2	2.0	2	0	0	0	0.0	0	0	2
9/30	at Arizona	0	0	0.0	0	0	0	0	0.0	0	0	0
01/7	L.A. Rams	0	0	0.0	0	0	0	0	0.0	0	0	0
TOTALS (5/0)		1	2	2.0	2	0	1	7	7.0	7	0	9

Additional Stats: Special teams tackles (2).

MADDEN'S NFL RECORD

Club	G/S	Att	Rushing				No	Receiving			
			Yds	Avg	LG	TD		Yds	Avg	LG	TD
2016 Seattle			Injured Reserve								
2017 Seattle	8/3	0	0	0.0	0	0	2	65	32.5	66	0
2018 Seattle	5/0	1	2	2.0	2	0	1	7	7.0	7	0
NFL TOTALS	13/3	1	2	2.0	2	0	3	72	24.0	66	0

MADDEN'S SINGLE-GAME HIGHS

Rushing
Rush Attempts: 1 vs. Dallas (9/23/18)
Rush Yards: 2 vs. Dallas (9/23/18)
Longest Rush: 2 vs. Dallas (9/23/18)
Most Rush TDs: None

Receiving
Most Rec.: 1, 3 Times, Last at Denver (9/9/18)
Most Rec. Yards: 66 vs. Houston (10/29/17)
Longest Reception: 66 vs. Houston (10/29/17)
Most Rec. TDs: None

ADDITIONAL STATS

Special Teams Tackles: 2017 (6), 2018 (2); Career: 8.

MADDEN'S GAME-BY-GAME

2017	Opponent	-----Rushing-----					-----Receiving-----					Total
		Att	Yds	Avg	LG	TD	Rec	Yds	Avg	LG	TD	
09/10	at Green Bay	0	0	0.0	0	0	0	0	0.0	0	0	0
09/17	San Francisco	0	0	0.0	0	0	0	0	0.0	0	0	0
09/24	at Tennessee	0	0	0.0	0	0	0	0	0.0	0	0	0
10/01	Indianapolis	0	0	0.0	0	0	0	0	0.0	0	0	0
10/08	at L.A. Rams	0	0	0.0	0	0	0	0	0.0	0	0	0
10/22	at N.Y. Giants	0	0	0.0	0	0	1	-1	-1.0	-1	0	-1
10/29	Houston	0	0	0.0	0	0	1	66	66.0	66	0	66
11/05	Washington	0	0	0.0	0	0	0	0	0.0	0	0	0
Games 9-16		Injured Reserve (calf)										
TOTALS (8/3)		0	0	0.0	0	0	2	65	32.5	66	0	65



POS.

WR

NO.

15

BRANDON MARSHALL

Height

6-5

Weight

232

College

Central Florida

Seasons

NFL 13th, Seahawks 1st

Born

March 23, 1984

Hometown

Pittsburgh, Pa.

MARSHALL'S 2018 SEASON

at Den (9/9) Saw first action with the Seahawks and had three receptions for 46 yards, including a 20-yard TD. at Chi (9/17) Started at WR.

2018	Opponent	No	Yds	Avg	LG	TD
9/9	at Denver	3	46	15.3	20t	1
9/17	at Chicago	4	44	11.0	18	0
9/23	Dallas	2	30	15.0	27	0
9/30	at Arizona	1	5	5.0	5	0
10/7	L.A. Rams	0	0	0.0	0	0
TOTALS (5/2)		10	125	12.5	27	1

MARSHALL'S NFL RECORD

Year	Club	G/S	No	Yds	Avg	LG	TD
2006	Denver	15/1	20	309	15.5	71t	2
2007	Denver	16/16	102	1,325	13.0	68t	7
2008	Denver	15/15	104	1,265	12.2	47	6
2009	Denver	15/13	101	1,120	11.1	75t	10
2010	Miami	14/14	86	1,014	11.8	46	3
2011	Miami	16/16	81	1,214	15.0	65t	6
2012	Chicago	16/16	118	1,508	12.8	56	11
2013	Chicago	16/16	100	1,295	13.0	44	12
2014	Chicago	13/13	61	721	11.8	47	8
2015	N.Y. Jets	16/16	109	1,502	13.8	69t	14
2016	N.Y. Jets	15/15	59	788	13.4	41	3
2017	N.Y. Giants	5/5	18	154	8.6	18	0
2018	Seattle	5/2	10	125	12.5	27	1
NFL TOTALS		177/158	969	12,340	12.7	75t	83

MARSHALL'S SINGLE-GAME HIGHS

Most Rec.: 21 at Indianapolis (12/13/09) - *NFL Record* **Most Yards:** 200 at Indianapolis (12/13/09)
Most TDs: 3, 2 Times, Last at San Francisco (9/14/14) **Longest Reception:** 75t at Washington (11/15/09)

ADDITIONAL STATS

Career: Rushing: 20 attempts for 118 yards (5.9 avg.) with a long of 24.

MARSHALL'S GAME-BY-GAME RECEIVING

2006	Opponent	No	Yds	Avg	LG	TD	2007	Opponent	No	Yds	Avg	LG	TD
9/10	at St. Louis	Inactive (knee)					9/9	at Buffalo	5	52	10.4	19	1
9/17	Kansas City	0	0	0	0	0	9/16	Oakland	5	82	16.4	22	0
9/24	at New England	0	0	0	0	0	9/23	Jacksonville	7	133	19.0	49	0
10/9	Baltimore	0	0	0	0	0	9/30	at Indianapolis	3	23	7.7	12	1
10/15	Oakland	0	0	0	0	0	10/7	San Diego	7	72	10.3	26	0
10/22	at Cleveland	2	22	11.0	13	1	10/21	Pittsburgh	6	77	12.8	22	0
10/29	Indianapolis	0	0	0	0	0	10/29	Green Bay	3	74	24.7	35	0
11/5	at Pittsburgh	0	0	0	0	0	11/4	at Detroit	9	96	10.7	16	0
11/12	at Oakland	0	0	0	0	0	11/11	at Kansas City	6	85	14.2	38	0
11/19	San Diego	1	33	33.0	33	0	11/19	Tennessee	4	56	14.0	41t	1
11/23	at Kansas City	3	21	7.0	9	0	11/25	at Chicago	4	97	24.3	68t	1
12/3	Seattle	1	71	71.0	71t	1	12/2	at Oakland	6	67	11.2	32	0
12/10	at San Diego	2	19	9.5	13	0	12/9	Kansas City	10	115	11.5	22	2
12/17	at Arizona	5	58	11.6	17	0	12/13	at Houston	11	107	9.7	17	0
12/24	Cincinnati	4	65	16.3	36	0	12/24	at San Diego	6	75	12.5	27	0
12/31	San Francisco	2	20	10.0	19	0	12/30	Minnesota	10	114	11.4	17	1
TOTALS (15/1)		20	309	15.5	71t	2	TOTALS (16/16)		102	1,325	13.0	68t	7

2008	Opponent	No	Yds	Avg	LG	TD	2009	Opponent	No	Yds	Avg	LG	TD
9/8	at Oakland	Suspended by NFL					9/13	at Cincinnati	4	27	6.8	9	0
9/14	San Diego	18	166	9.2	34	1	9/20	Cleveland	3	34	11.3	25	0
9/21	New Orleans	6	155	25.8	35t	1	9/27	at Oakland	5	67	13.4	23	1
9/28	at Kansas City	7	77	11.0	21	1	10/4	Dallas	4	91	22.8	51t	1
10/5	Tampa Bay	3	25	8.3	13	0	10/11	New England	8	64	8.0	13	2
10/12	Jacksonville	9	98	10.9	21	0	10/19	at San Diego	5	49	9.8	15	0
10/20	at New England	6	77	12.8	20	0	11/1	at Baltimore	4	24	6.0	9	0
11/2	Miami	2	27	13.5	14	0	11/9	Pittsburgh	11	112	10.2	18	0
11/6	at Cleveland	6	89	14.8	34	1	11/15	at Washington	5	134	26.8	75t	2
11/16	at Atlanta	6	89	14.8	47	0	11/22	San Diego	3	26	8.7	22	0
11/23	Oakland	4	84	21.0	32	0	11/26	N.Y. Giants	6	86	14.3	33	0
11/30	at N.Y. Jets	5	55	11.0	20	0	12/6	at Kansas City	7	94	13.4	49	1
12/7	Kansas City	11	91	8.3	21	2	12/13	at Indianapolis	21	200	9.5	23	2
12/14	at Carolina	5	48	9.6	19	0	12/20	Oakland	7	73	10.4	24	1
12/21	Buffalo	10	129	12.9	24	0	12/27	at Philadelphia	8	39	4.9	9	0
12/28	at San Diego	6	55	9.2	17	0	1/3	Kansas City	Inactive (hamstring)				
TOTALS (15/15)		104	1,265	12.2	47	6	TOTALS (15/13)		101	1,120	11.1	75t	10

2010	Opponent	No	Yds	Avg	LG	TD	2011	Opponent	No	Yds	Avg	LG	TD
9/12	at Buffalo	8	53	6.6	13	0	9/12	New England	7	139	19.9	31	0
9/19	at Minnesota	4	71	17.8	46	0	9/18	Houston	6	79	13.2	29	1
9/26	N.Y. Jets	10	166	16.6	40	1	9/25	at Cleveland	4	43	10.8	15	0
10/4	New England	5	50	10.0	19	0	10/2	at San Diego	5	52	10.4	14	0
10/17	at Green Bay	10	127	12.7	23	0	10/17	at N.Y. Jets	6	109	18.2	46	0
10/24	Pittsburgh	5	57	11.4	19	0	10/23	Denver	6	61	10.2	16	0
10/31	at Cincinnati	5	64	12.8	25	0	10/30	at N.Y. Giants	4	55	13.8	20	0
11/7	at Baltimore	5	30	6.0	21	0	11/6	at Kansas City	8	106	13.3	30	1
11/14	Tennessee	3	34	11.3	16	0	11/13	Washington	7	98	14.0	26	0
11/18	Chicago	3	41	13.7	18	0	11/20	Buffalo	1	5	5.0	5	0
11/28	at Oakland	Inactive (hamstring)					11/24	at Dallas	5	103	20.6	39	1
12/5	Cleveland	Inactive (hamstring)					12/4	Oakland	4	60	15.0	38	0
12/12	at N.Y. Jets	2	16	8.0	10	1	12/11	Philadelphia	4	27	6.8	16t	1
12/19	Buffalo	11	106	9.6	16	1	12/18	at Buffalo	3	84	28.0	65t	1
12/26	Detroit	10	102	10.2	14	0	12/24	at New England	6	143	23.8	47	1
1/2	at New England	5	97	19.4	35	0	1/1	N.Y. Jets	5	50	10.0	19	0
TOTALS (14/14)		86	1,014	11.8	46	3	TOTALS (16/16)		81	1,214	15.0	65t	6

MARSHALL'S GAME-BY-GAME RECEIVING CONT.

2012	Opponent	No	Yds	Avg	LG	TD	2013	Opponent	No	Yds	Avg	LG	TD
9/9	Indianapolis	9	119	13.2	24	1	9/8	Cincinnati	8	104	13.0	38	1
9/13	at Green Bay	2	24	12.0	14	0	9/15	Minnesota	7	113	16.1	34t	1
9/23	St. Louis	5	71	14.2	34	0	9/22	at Pittsburgh	5	52	10.4	41	0
10/1	at Dallas	7	138	19.7	31t	1	9/29	at Detroit	7	79	11.3	24	0
10/7	at Jacksonville	12	144	12.0	24t	1	10/6	New Orleans	4	30	7.5	12	1
10/22	Detroit	6	81	13.5	20	1	10/10	N.Y. Giants	9	87	9.7	20	2
10/28	Carolina	9	98	10.9	18	0	10/20	at Washington	6	75	12.5	28	0
11/4	at Tennessee	9	122	13.6	39t	3	11/4	at Green Bay	7	107	15.3	23t	1
11/11	Houston	8	107	13.4	45	0	11/10	Detroit	7	139	19.9	44	2
11/19	at San Francisco	2	21	10.5	13t	1	11/17	Baltimore	4	42	10.5	16	0
11/25	Minnesota	12	92	7.7	17	0	11/24	at St. Louis	10	117	11.7	23	1
12/2	Seattle	10	165	16.5	56	0	12/1	at Minnesota	4	45	11.3	15	0
12/9	at Minnesota	10	160	16.0	39	1	12/9	Dallas	6	100	16.7	22	0
12/16	Green Bay	6	56	9.3	15t	1	12/15	at Cleveland	6	95	15.8	41	1
12/23	at Arizona	6	68	11.3	30	1	12/22	at Philadelphia	4	36	9.0	14	1
12/30	at Detroit	5	42	8.4	19	0	12/29	Green Bay	6	74	12.3	37	1
TOTALS (16/16)		118	1,508	12.8	56	11	TOTALS (16/16)		100	1,295	13.0	44	12

2014	Opponent	No	Yds	Avg	LG	TD	2015	Opponent	No	Yds	Avg	LG	TD
9/7	Buffalo	8	71	8.9	15	1	9/13	Cleveland	6	62	10.3	18	1
9/14	at San Francisco	5	48	9.6	17t	3	9/21	at Indianapolis	7	101	14.4	42	1
9/22	@N.Y. Jets	1	6	6.0	6	0	9/27	Philadelphia	10	109	10.9	20	1
9/28	Green Bay	2	19	9.5	13	1	10/4	at Miami	7	128	18.3	58	0
10/5	@Carolina	3	44	14.7	18	0	10/18	Washington	7	111	15.9	35t	1
10/12	@Atlanta	6	113	18.8	47	0	10/25	at New England	4	67	16.8	29	0
10/19	Miami	6	48	8.0	15	0	11/1	at Oakland	9	108	12.0	28	0
10/26	@New England	3	35	11.7	17	0	11/8	Jacksonville	4	44	11.0	20t	1
11/9	@Green Bay	8	112	14.0	45t	1	11/12	Buffalo	3	23	7.7	14t	1
11/16	Minnesota	7	90	12.9	44t	2	11/22	at Houston	5	47	9.4	21t	1
11/23	Tampa Bay	3	32	10.7	15	0	11/29	Miami	9	131	14.6	47	2
11/27	@Detroit	6	42	7.0	12	0	12/6	at N.Y. Giants	12	131	10.9	25	1
12/4	Dallas	3	61	20.3	42	0	12/13	Tennessee	6	125	20.8	69t	1
Games 14-16	Injured Reserve (Ribs)						12/19	at Dallas	4	74	18.5	25	0
TOTALS (13/13)		61	721	11.8	47	8	12/27	New England	8	115	14.4	33t	2
							1/3	at Buffalo	8	126	15.8	41	1
							TOTALS (16/16)		109	1,502	13.8	69t	14

2016	Opponent	No	Yds	Avg	LG	TD	2017	Opponent	No	Yds	Avg	LG	TD
9/11	Cincinnati	3	32	10.7	18	0	9/10	at Dallas	1	10	10.0	10	0
9/15	at Buffalo	6	101	16.8	37	0	9/18	Detroit	1	17	17.0	17	0
9/25	at Kansas City	3	27	9.0	11	0	9/24	at Philadelphia	8	66	8.3	18	0
10/2	Seattle	4	89	22.3	41	1	10/1	at Tampa Bay	6	46	7.7	11	0
10/9	at Pittsburgh	8	114	14.3	19	1	10/8	L.A. Chargers	2	15	7.5	12	0
10/17	at Arizona	3	70	23.3	36	0	Games 6-16	Injured Reserve (Ankle)					
10/23	Baltimore	3	39	13	21	0	TOTALS (5/5)		18	154	8.6	18	0
10/30	at Cleveland	4	68	17	31	0							
11/6	at Miami	5	46	7.5	15	0							
11/13	L.A. Rams	4	15	3.8	6	0							
11/27	New England	6	67	11.2	20	1							
12/5	Indianapolis	4	43	10.8	17	0							
12/11	at San Francisco	3	33	11.0	20	0							
12/17	Miami	1	16	16.0	16	0							
12/24	at New England	2	28	14	17	0							
1/1	Buffalo	Inactive (Hip, Shoulder)											
TOTALS (15/15)		59	788	13.4	41	3							



POS.
DE

NO.
59

JACOB MARTIN

Height 6-2
Weight 242
College Temple
NFL Seasons Rookie
Born December 11, 1995
Hometown Aurora, Colo.

MARTIN'S 2018 SEASON

at Den (9/9) Saw limited action on defense and on special teams in first-career game. at Az (9/30) Had first tackle of career.

Game	G/S	T	S	A	QB	Yds.	QH	Int.	Yds.	PD	FF	FR	Yds.
at Den (9/9)	1/0	0	0	0	0.0	0.0	0	0	0	0	0	0	0
at Chi (9/17)	1/0	0	0	0	0.0	0.0	0	0	0	0	0	0	0
Dal (9/23)	1/0	0	0	0	0.0	0.0	0	0	0	0	0	0	0
at Az (9/30)	1/0	1	1	0	0.0	0.0	1	0	0	0	0	0	0
LAR (10/7)	1/0	0	0	0	0.0	0.0	0	0	0	0	0	0	0
Totals	5/0	1	1	0	0.0	0.0	1	0	0	0	0	0	0

Additional Stats: Special Teams Tackles (1)

MARTIN'S SINGLE-GAME HIGHS

Tackles: 1 at Arizona (9/30/18)

FF: None

Sacks: None

FR: None

Interceptions: None



MINGO'S 2018 SEASON

at Den (9/9) Started first game with the Seahawks at OLB and had three tackles (2 solo). **Dal (9/23)** Started at OLB and recorded his first sack of the season. **LAR (10/7)** Tied a career best with a season-high seven tackles.

Game	G/S	T	S	A	QB	Yds.	QH	Int.	Yds.	PD	FF	FR	Yds.
at Den (9/9)	1/1	3	2	1	0.0	0.0	0	0	0	0	0	0	0
at Chi (9/17)	1/1	4	3	1	0.0	0.0	0	0	0	0	0	0	0
Dal (9/23)	1/1	1	1	0	1.0	10.0	1	0	0	0	0	0	0
at Az (9/30)	1/1	2	2	0	0.0	0.0	0	0	0	0	0	0	0
LAR (10/7)	1/1	7	6	1	0.0	0.0	1	0	0	0	0	0	0
Totals	5/5	17	14	3	1.0	10.0	2	0	0	0	0	0	0

Additional Stats: Special teams tackles (1).

MINGO'S NFL RECORD

Year	Team	G/S	Tackles			Sacks		Interceptions								
			TKL	SO	AST	QB	YDS	NO	YDS	AVG	LG	TD	PD	FF	FR	YDS
2013	Cleveland	15/3	40	27	13	5.0	24.0	0	0	0.0	0	0	4	0	0	0
2014	Cleveland	15/11	39	24	15	2.0	8.0	0	0	0.0	0	0	3	0	1	0
2015	Cleveland	16/2	18	13	5	0.0	0.0	1	7	7.0	7	0	4	0	0	0
2016	New England	16/0	4	4	0	0.0	0.0	0	0	0.0	0	0	0	0	0	0
2017	Indianapolis	16/6	44	32	12	2.0	27.0	0	0	0.0	0	0	2	3	3	0
2018	Seattle	5/5	17	14	3	1.0	10.0	0	0	0.0	0	0	0	0	0	0
NFL TOTALS		83/27	162	114	48	10.0	69.0	1	7	7.0	7	0	13	3	4	0

POSTSEASON

Club	G/S	Tackles			Sacks		Interceptions								
		Tkl	So	Ast	QB	Yds	No	Yds	Avg	LG	TD	PD	FF	FR	Yds
2016 New England	3/0	0	0	0	0.0	0.0	0	0	0.0	0	0	0	0	0	0
NFL TOTALS	3/0	0	0	0	0.0	0.0	0	0	0.0	0	0	0	0	0	0

MINGO'S SINGLE-GAME HIGHS

Tackles: 7, 4 Times, Last vs. L.A. Rams (10/7/18)

FF: 1, 3 Times, Last vs. Denver (12/14/17)

Sacks: 1.0, 10 Times, Last vs. Dallas (9/23/18)

FR: 1, 4 Times, Last at Buffalo (12/10/17)

Int.: 1 vs. Denver (10/18/15)

ADDITIONAL STATS

Special Teams Tackles: 2013 (2), 2014 (3), 2015 (6), 2016 (7), 2017 (3), 2018 (1); **Career:** (22).

Postseason Special Teams Tackles: 2016 (2); **Career:** (2).



POS.
WR

NO.
83

DAVID MOORE

Height 6-0

Weight 215

College East Central (Okla.)

Seasons NFL 2nd, Seahawks 2nd

Born January 15, 1995

Hometown Gainesville, Texas

MOORE'S 2018 SEASON

at Den (9/9) Saw action at WR in season opener. at Chi (9/17) Saw action at WR. Dal (9/23) Saw action at WR. at Az (9/30) Made first-career start and had first-career reception. LAR (10/7) Had three receptions for 38 yards and first two career TD receptions.

2018	Opponent	No	Yds	Avg	LG	TD
9/9	at Denver	0	0	0.0	0	0
9/17	at Chicago	0	0	0.0	0	0
9/23	Dallas	0	0	0.0	0	0
9/30	at Arizona	2	39	19.5	30	0
10/7	L.A. Rams	3	38	12.7	30t	2
TOTALS (5/1)		5	77	15.4	30t	2

GAME-BY-GAME

2017	Opponent	No	Yds	Avg	LG	TD
Games 1-15		Practice Squad				
12/31	Arizona	0	0	0.0	0	0
TOTALS (1/0)		0	0	0.0	0	0

MOORE'S NFL RECORD

Year	Club	G/S	No	Yds	Avg	LG	TD
2017	Seattle	1/0	0	0	0.0	0	0
2018	Seattle	5/1	5	77	15.4	30t	2
NFL TOTALS		6/1	7	77	15.4	30t	2

MOORE'S SINGLE-GAME HIGHS

Most Rec.: 3 vs. L.A. Rams (10/7/18)
Most TDs: 2 vs. L.A. Rams (10/7/18)

Most Yards: 39 at Arizona (9/30/18)
Long Rec.: 30, 2 Times, Last vs. L.A. Rams (10/7/18)



POS.
LS

NO.
69

TYLER OTT

Height 6-3

Weight 253

College Harvard

Seasons NFL 4th, Seahawks 3rd

Born February 28, 1992

Hometown Tulsa, Okla.

OTT'S 2018 SEASON

at Den (9/9) Handled snapping duties. at Chi (9/17) Handled snapping duties. Dal (9/23) Handled snapping duties. at Az (9/30) Handled snapping duties. LAR (10/7) Handled snapping duties.

OTT'S NFL RECORD

Year	Team	GP/GS	Postseason
2015	N.Y. Giants	— 1/0	-
2016	Cincinnati	— 3/0	-
	Seattle	— -	2/0
2017	Seattle	— 16/0	-
2018	Seattle	— 5/0	-
NFL TOTALS		— 25/0	2/0

Additional Statistics: Special Teams
 Tackles: 2017 (3); Career (3).



POS.
RB

NO.
20

RASHAAD PENNY

Height

5-11

Weight

220

College

San Diego State

NFL Seasons

Rookie

Born

February 2, 1996

Hometown

Norwalk, Calif.

Pronunciation

ruh-SHODD



POS.
C/G

NO.
77

ETHAN POCIC

Height

6-6

Weight

309

College

Louisiana State

Seasons

NFL 2nd, Seahawks 2nd

Born

August 5, 1995

Hometown

Lemont, Ill.

Pronunciation

POE-sick

PENNY'S 2018 SEASON

at Den (9/9) Saw action at RB in NFL debut and rushed seven times for eight yards. Led the team with four receptions for 35 yards. **at Chi (9/17)** Rushed 10 times for 30 yards. **at Az (9/30)** Rushed nine times for a season-best 49 yards. Also handled kickoff return duties and averaged 21.7 yards on three returns. **LAR (10/7)** Saw action on special teams.

2018	Opponent	-----Rushing-----					-----Receiving-----					Total
		Att	Yds	Avg	LG	TD	Rec	Yds	Avg	LG	TD	
9/9	at Denver	7	8	1.1	5	0	4	35	8.8	15	0	43
9/17	at Chicago	10	30	3.0	10	0	0	0	0.0	0	0	30
9/23	Dallas	3	5	1.7	5	0	0	0	0.0	0	0	5
9/30	at Arizona	9	49	5.4	15	0	0	0	0.0	0	0	49
10/7	L.A. Rams	Special Teams Only										
TOTALS (5/0)		29	92	3.2	15	0	4	35	8.8	15	0	78

PENNY'S SINGLE-GAME HIGHS

RUSHING

Rush Attempts: 10 at Chicago (9/17/18)

Rush Yards: 49 at Arizona (9/30/18)

Longest Rush: 15 at Arizona (9/30/18)

Most Rush TDs: None

RECEIVING

Most Rec.: 4 at Denver (9/9/18)

Most Rec. Yards: 35 at Denver (9/9/18)

Longest Reception: 15 at Denver (9/9/18)

Most Rec. TDs: None

POCIC'S 2018 SEASON

at Den (9/9) Started at LG in season opener. **at Chi (9/17)** Started at LG. **Dal (9/23)** Inactive (ankle). **at Az (9/30)** Inactive (ankle). **LAR (10/7)** Inactive (ankle).

POCIC'S NFL RECORD

Year	Team	—	GP/GS	Postseason
2017	Seattle	—	16/11	-
2018	Seattle	—	2/2	-
NFL TOTALS		—	18/13	-



POS.
RB

NO.
22

C.J. PROISE

Height

6-1

Weight

225

College

Notre Dame

Seasons

NFL 3rd, Seahawks 3rd

Born

May 20, 1994

Hometown

Petersburg, Va.

Pronunciation

PRO-sise

PROSISE'S 2018 SEASON

at Den (9/9) Saw limited action at RB and on special teams in season opener. Dal (9/23) Inactive. at Az (9/30) Saw limited action at RB. LAR (10/7) Inactive.

2018	Opponent	Rushing					Receiving					Total
		Att	Yds	Avg	LG	TD	Rec	Yds	Avg	LG	TD	
9/9	at Denver	0	0	0.0	0	0	0	0	0.0	0	0	0
9/17	at Chicago	0	0	0.0	0	0	3	22	7.3	8	0	22
9/23	Dallas	Inactive										
9/30	at Arizona	0	0	0.0	0	0	0	0	0.0	0	0	0
10/7	L.A. Rams	Inactive										
TOTALS (3/0)		0	0	0.0	0	0	3	22	7.3	8	0	22

PROSISE'S NFL RECORD

Team	G/S	Rushing					Receiving				
		Att	Yds	Avg	LG	TD	No	Yds	Avg	LG	TD
2016 Seattle	6/2	30	172	5.7	72t	1	17	208	12.2	43	0
2017 Seattle	5/0	11	23	2.1	8	0	6	87	14.5	46	0
2018 Seattle	3/0	0	0	0.0	0	0	3	22	7.3	8	0
NFL TOTALS		41	195	4.8	72t	1	26	317	12.2	46	0

PROSISE'S SINGLE-GAME HIGHS

RUSHING

Rush Attempts: 17 at New England (11/13/16)

Rush Yards: 76 vs. Philadelphia (11/20/16)

Longest Rush: 72t vs. Philadelphia (11/20/16)

Most Rush TDs: 1 vs. Philadelphia (11/20/16)

RECEIVING

Most Rec.: 7 at New England (11/13/16)

Most Rec. Yards: 87 at New England (11/13/16)

Longest Reception: 46 at Tennessee (9/24/17)

Most Rec. TDs: None

PROSISE'S GAME-BY-GAME

2016	Opponent	Rushing					Receiving					Total
		Att	Yds	Avg	LG	TD	Rec	Yds	Avg	LG	TD	
9/11	Miami	1	-2	-2.0	-2	0	1	13	13.0	13	0	11
Games 2-5												
10/23	at Arizona	1	0	0.0	0	0	2	17	8.5	9	0	17
10/30	at New Orleans	4	23	5.8	8	0	4	80	20.0	43	0	103
11/7	Buffalo	3	9	3.0	4	0	1	6	6.0	6	0	15
11/13	at New England	17	66	3.9	10	0	7	87	12.4	38	0	153
11/20	Philadelphia	4	76	19.0	72t	1	2	5	2.5	5	0	81
Games 11-16												
Inactive (shoulder)												
TOTALS (6/2)		30	172	5.7	72t	1	17	208	12.2	43	0	380
1/7	Detroit	Inactive (shoulder)										
1/14	at Atlanta	Inactive (shoulder)										
TOTALS (0/0)		0	0	0.0	0	0	0	0	0.0	0	0	0

2017	Opponent	Rushing					Receiving					Total
		Att	Yds	Avg	LG	TD	Rec	Yds	Avg	LG	TD	
09/10	at Green Bay	4	11	2.8	8	0	0	0	0.0	0	0	11
09/17	San Francisco	0	0	0.0	0	0	3	22	7.3	9	0	22
09/24	at Tennessee	4	9	2.3	6	0	3	65	21.7	46	0	74
10/01	Indianapolis	Inactive (ankle)										
10/08	at L.A. Rams	Inactive (ankle)										
10/22	at N.Y. Giants	0	0	0.0	0	0	0	0	0.0	0	0	0
10/29	Houston	Inactive (ankle)										
11/05	Washington	Inactive (ankle)										
Games 10-16		Injured Reserve (ankle)										
11/09	at Arizona	3	3	1.0	2	0	0	0	0.0	0	0	3
TOTALS (5/0)		11	23	2.1	8	0	6	87	14.5	46	0	110



POS.

DT

NO.

90

JARRAN REED

Height

Weight

College

Seasons

Born

Hometown

Pronunciation

6-3

306

Alabama

NFL 3rd, Seahawks 3rd

December 16, 1992

Goldsboro, N.C.

JAIR-in

REED'S 2018 SEASON

at Den (9/9) Had five solo tackles and a QB hit. Dal (9/23) Had three tackles, including a career-high 2.0 sacks. at Az (9/30) Had five tackles, including team's only sack. LAR (10/7) Had a season high six tackles.

Game	G/S	T	S	A	QB	Yds.	QH	Int.	Yds.	PD	FF	FR	Yds.
at Den (9/9)	1/1	5	5	0	0.0	0.0	1	0	0	0	0	0	0
at Chi (9/17)	1/1	2	2	0	0.0	0.0	0	0	0	0	0	0	0
Dal (9/23)	1/1	3	3	0	2.0	19.0	2	0	0	0	0	0	0
at Az (9/30)	1/1	5	4	1	1.0	9.0	1	0	0	0	0	0	0
LAR (10/7)	1/1	6	3	3	0.0	0.0	0	0	0	0	0	0	0
Totals	5/5	21	17	4	3.0	28.0	4	0	0	0	0	0	0

REED'S NFL RECORD

Club	G/S	Tackles			Sacks		Interceptions						
		Tkl	So	Ast	QB	Yds	No	Yds	Avg	LG	TD	PD	FF
2016 Seattle	15/6	35	13	22	1.5	3.5	0	0	0.0	0	0	3	0
2017 Seattle	15/15	45	23	22	1.5	7.5	0	0	0.0	0	0	1	1
2018 Seattle	5/5	21	17	4	3.0	28.0	0	0	0.0	0	0	0	0
NFL TOTALS	35/26	101	53	48	6.0	39.0	0	0	0.0	0	0	4	1

POSTSEASON

Club	G/S	Tackles			Sacks		Interceptions						
		Tkl	So	Ast	QB	Yds	No	Yds	Avg	LG	TD	PD	FF
2016 Seattle	2/2	3	3	0	0.0	0.0	0	0	0.0	0	0	0	0
NFL TOTALS	2/2	3	3	0	0.0	0.0	0	0	0.0	0	0	0	0

REED'S SINGLE-GAME HIGHS

Tackles: 7 at N.Y. Giants (10/22/17)
Sacks: 2 vs. Dallas (9/23/18)
Int.: None

FF: 1 at N.Y. Giants (10/22/17)
FR: None



POS.

G

NO.

66

JORDAN SIMMONS

Height

Weight

College

Seasons

Born

Hometown

6-4

339

Southern California

NFL 2nd, Seahawks 1st

July 15, 1994

Inglewood, Calif.

NFL TRANSACTIONS:

05/05/17: Signed with Oakland as undrafted FA
 09/02/17: Waived by Oakland
 09/03/17: Signed to Oakland PS
 01/02/18: Signed reserve/future contract with Oakland
 09/01/18: Waived by Oakland
 09/02/18: Claimed off waivers by Seattle

NFL CAREER HIGHLIGHTS:

• Originally joined the Raiders as an undrafted free agent in May 2017. Was waived by the Raiders at the end of the preseason before being added to the practice squad for the remainder of the season.

COLLEGE: Played four years at USC, seeing action in 21 games with two starts. As a senior, played his first full season and saw action in 13 games with two starts. Served as a reserve offensive lineman and played on special teams. As a junior, was moved to defensive tackle. Played in just one game due to injury. As a sophomore, saw brief action in one game and missed majority of the season due to

injury. As a redshirt freshman, played in seven games as a reserve offensive lineman. Redshirted as a true freshman and was named USC's Offensive Service Team Player of the Year. Majored in African-American Studies.

PERSONAL: Attended Crispi High School in Encino, Calif. As a senior, earned several All-American accolades, including SuperPrep, PrepStar, Rivals.com, USA Today and ESPNHS.com. Also named SuperPrep Elite-50, Sporting News Top-125, PrepStar Top-150 Dream Team, ESPNU 150, SuperPrep All-Far West, Orange County Register Fab-15 First Team, Tacoma News Tribune Western-100, Cal-Hi Sports All-State First Team, Max Preps Division I First Team, All-CIF Pac-5 Division, Los Angeles Times all-area and Los Angeles Daily News all-area first team. As a junior, named All-Serra League First Team, Cal-Hi Sports All-State Underclass First Team and Los Angeles Daily News all-area. As a sophomore, attended Dorsey High School in Los Angeles, Calif. Named All-Los Angeles City Division I First Team as a defensive lineman.

SIMMON'S 2018 SEASON

at Den (9/9) Inactive. at Chi (9/17) Inactive. Dal (9/23) Inactive. at Az (9/30) Saw first action of career on special teams. LAR (10/7) Active, but did not play.

SIMMON'S NFL RECORD

Year	Team	GP/GS	Postseason
2017	Oakland	—	Practice Squad
2018	Seattle	—	1/0
NFL TOTALS		—	1/0



POS.
DT

NO.
98

SHAMAR STEPHEN

Height

6-5

Weight

309

College

Connecticut

Seasons

NFL 5th, Seahawks 1st

Born

February 25, 1991

Hometown

Brookville, N.Y.

Pronunciation

SHUH-mar STEF-in

STEPHEN'S 2018 SEASON

at Den (9/9) Had a solo stop and a QB hit. at Chi (9/17) Started at DT and had two tackles. Dal (9/23) Started at DT and had a season-best three tackles. LAR (10/7) Assisted on one tackle.

Game	G/S	T	S	A	QB	Yds.	QH	Int.	Yds.	PD	FF	FR	Yds.
at Den (9/9)	1/0	1	1	0	0.0	0.0	1	0	0	0	0	0	0
at Chi (9/17)	1/1	2	1	1	0.0	0.0	0	0	0	0	0	0	0
Dal (9/23)	1/1	3	1	2	0.0	0.0	0	0	0	0	0	0	0
at Az (9/30)	1/1	0	0	0	0.0	0.0	0	0	0	0	0	0	0
LAR (10/7)	1/1	1	0	1	0.0	0.0	0	0	0	0	0	0	0
Totals	5/4	7	3	4	0.0	0.0	1	0	0	0	0	0	0

STEPHEN'S NFL RECORD

Club	G/S	Tackles			Sacks		Interceptions							FF	FR	Yds
		Tkl	So	Ast	QB	Yds	No	Yds	Avg	LG	TD	PD				
2014 Minnesota	16/3	51	28	23	0.0	0.0	0	0	0.0	0	0	0	0	0	0	
2015 Minnesota	5/0	4	1	3	0.0	0.0	0	0	0.0	0	0	0	0	0	1	
2016 Minnesota	16/16	57	27	30	0.0	0.0	0	0	0.0	0	0	0	0	0	1	
2017 Minnesota	15/1	30	21	9	1.0	9.0	0	0	0.0	0	0	0	0	0	0	
2018 Seattle	5/4	7	3	4	0.0	0.0	0	0	0.0	0	0	0	0	0	0	
NFL TOTALS	57/24	149	80	69	1.0	9.9	0	0	0.0	0	0	0	0	0	2	

POSTSEASON

		Tackles			Sacks		Interceptions								
Club	G/S	Tkl	So	Ast	QB	Yds	No	Yds	Avg	LG	TD	PD	FF	FR	Yds
2017 Minnesota	1/0	0	0	0	0.0	0.0	0	0	0.0	0	0	0	0	0	0
NFL TOTALS	1/0	0	0	0	0.0	0.0	0	0	0.0	0	0	0	0	0	0

STEPHEN'S SINGLE-GAME HIGHS

Tackles: 10 vs. Carolina (11/30/14) **FF:** None
Sacks: 1 vs. Tampa Bay (9/24/17) **FR:** 1 vs. Detroit (9/20/15)
INT: None

ADDITIONAL STATS

Special Teams Tackles: 2015 (3), 2016 (4), 2017 (1);
Career: (8).



POS.
S
 NO.
29

EARL THOMAS
 Height 5-10
 Weight 202
 College Texas
 Seasons NFL 9th, Seahawks 9th
 Born May 7, 1989
 Hometown Orange, Texas

E. THOMAS' 2018 SEASON

Reported to the team on 9/5 and was activated to the 53-man roster on 9/8. Placed on IR (leg) October 2. **at Den (9/9)** Started at FS and had an interception on the Broncos' second offensive possession. Returned the pick 25 yards to the Broncos' 15-yard line and resulted in a Seahawks TD one play later. Finished with five tackles (3 solo) and two passes defended. Tedric Thompson subbed for Thomas at FS periodically during the game. **Dal (9/23)** Had second-career two interception game. Tied for team lead with seven tackles. **at Az (9/30)** Had four tackles and a pass defended before leaving in the fourth quarter with a broken lower leg.

Game	G/S	T	S	A	QB	Yds.	QH	Int.	Yds.	PD	FF	FR	Yds.
at Den (9/9)	1/1	5	3	2	0.0	0.0	0	1	25	2	0	0	0
at Chi (9/17)	1/1	6	4	2	0.0	0.0	0	0	0	0	0	0	0
Dal (9/23)	1/1	7	6	1	0.0	0.0	0	2	0	2	0	0	0
at Az (9/30)	1/1	4	3	1	0.0	0.0	0	0	0	1	0	0	0
Totals	4/4	22	16	6	0.0	0.0	0	3	25	5	0	0	0

E. THOMAS' NFL RECORD

Club		Tackles				Sacks		Interceptions					TD	PD	FF	FR	Yds
		G/S	Tkl	So	Ast	QB	Yds	No	Yds	Avg	LG						
2010	Seattle	16/16	71	60	11	0.0	0.0	5	68	13.6	34	0	7	1	0	0	
2011	Seattle	16/16	92	67	25	0.0	0.0	2	19	9.5	11	0	6	1	2	0	
2012	Seattle	16/16	61	39	22	0.0	0.0	3	80	26.7	57t	1	10	1	1	0	
2013	Seattle	16/16	100	75	25	0.0	0.0	5	9	1.8	11	0	8	2	0	0	
2014	Seattle	16/16	95	69	26	0.0	0.0	1	47	47.0	47	0	6	3	1	0	
2015	Seattle	16/16	61	42	19	0.0	0.0	5	67	13.4	32	0	9	1	0	0	
2016	Seattle	11/11	46	24	22	0.0	0.0	2	5	2.5	5	0	10	0	1	34t	
2017	Seattle	14/14	88	56	43	0.0	0.0	2	97	48.5	78t	1	6	1	0	0	
2018	Seattle	4/4	22	16	6	0.0	0.0	3	25	8.3	25	0	5	0	0	0	
NFL TOTALS		125/125	636	448	188	0.0	0.0	28	417	14.9	78t	2	67	10	5	34	

POSTSEASON

Club		Tackles			Sacks		Interceptions					TD	PD	FF	FR	Yds
		G/S	Tkl	So	Ast	QB	Yds	No	Yds	Avg	LG					
2010	Seattle	2/2	12	12	0	0.0	0.0	0	0	0.0	0	0	1	0	0	0
2012	Seattle	2/2	8	3	5	0.0	0.0	2	1	0.5	2	0	2	0	0	0
2013	Seattle	3/3	24	17	7	0.0	0.0	0	0	0.0	0	0	3	0	0	0
2014	Seattle	3/3	25	17	8	0.0	0.0	0	0	0.0	0	0	2	1	0	0
2015	Seattle	2/2	13	5	8	0.0	0.0	0	0	0.0	0	0	1	0	0	0
NFL TOTALS		12/12	82	54	28	0.0	0.0	2	1	0.5	2	0	9	1	0	0

THOMAS' SINGLE-GAME HIGHS

Tackles: 12, 2 Times, Last vs. St. Louis (12/28/14)
Interceptions: 2, 2 Times, Last vs. Dallas (9/23/18)
Sacks: None

Forced Fumbles: 2, at Kansas City (11/16/14)
Fumble Recoveries: 1, 5 Times, Last at NO (10/30/16)
Touchdowns: 1, 4 Times
 Kansas City (11/28/10) - blocked punt return at Buffalo (12/16/12) - 57 INT return at New Orleans (10/30/16) - 34 fumble return Houston (10/29/17) - 78 INT return

ADDITIONAL STATS

Special Teams Tackles: 2010 (4), 2011 (6), 2012 (5, FR), 2013 (5), 2014 (2), 2015 (3), 2016 (2); **Career:** (27, FR).

Punt Returns: 2014 (2 punt returns for 3 yards, 1.5 avg.)

Special Teams Touchdowns: 10-yard return of a blocked punt for a TD.



POS.
CB
NO.
34

SIMEON THOMAS
Height 6-3
Weight 197
College Louisiana-Lafayette
Seasons Rookie
Born September 22, 1994
Hometown Miami, Fla.

NFL TRANSACTIONS:

04/28/18: Drafted by Cleveland (6th Round, 188th)

09/01/18: Waived by Cleveland

09/02/18: Claimed off waivers by Seattle

COLLEGE: Played in 31 career games at Louisiana-Lafayette. Tallied 90 tackles, 21 passes defense, two interceptions, one forced fumble and one fumble recovery. Played in nine games with 42 tackles and 12 passes defended as a senior in 2017. Appeared in all 13 games as a junior in 2016, logging 40 tackles, seven passes defended, two picks, a forced fumble and a fumble recovery.

Redshirted in 2015. Did not play during the 2014 season. Played in nine games as a freshman in 2013, making eight tackles and breaking up a pair of passes. Majored in communications.

PERSONAL: Attended Carol City High School (Miami Gardens, Fla.). Ranked No. 20 in the Miami Herald list of the top Miami-Dade County recruits as a senior. Notched 35 tackles with two interceptions as a senior. Played in the Nike Dade against Broward All-Star game. Made 65 tackles with three interceptions as a junior.

S. THOMAS' 2018 SEASON

Claimed off waivers from Cleveland on 9/2 and waived on 9/8. Signed to practice squad 9/12.



POS.
S

NO.
33

TEDRIC THOMPSON

Height

6-0

Weight

204

College

Colorado

Seasons

NFL 2nd, Seahawks 2nd

Born

January 20, 1995

Hometown

Valencia, Ca.

Pronunciation

TEH-drik

THOMPSON'S 2018 SEASON

at Den (9/9) Subbed for Earl Thomas at FS periodically throughout the game and had four tackles (3 solo). **at Chi (9/17)** Saw action in defense featuring three safeties. **Dal (9/23)** Saw limited action in Dime package and had one solo stop. **LAR (10/7)** Made first-career start and had seven tackles to go along with first-career interception.

Game	G/S	T	S	A	QB	Yds.	QH	Int.	Yds.	PD	FF	FR	Yds.
at Den (9/9)	1/0	4	3	1	0.0	0.0	0	0	0	0	0	0	0
at Chi (9/17)	1/0	0	0	0	0.0	0.0	0	0	0	0	0	0	0
Dal (9/23)	1/0	1	1	0	0.0	0.0	0	0	0	0	0	0	0
at Az (9/30)	1/0	1	1	0	0.0	0.0	0	0	0	0	0	0	0
LAR (10/7)	1/1	7	6	1	0.0	0.0	0	1	0	1	0	0	0
Totals	5/1	13	11	2	0.0	0.0	0	1	0	1	0	0	0

THOMPSON'S NFL RECORD

Club	Tackles				Sacks		Interceptions								
	G/S	Tkl	So	Ast	QB	Yds	No	Yds	Avg	LG	TD	PD	FF	FR	Yds
2017 Seattle	9/0	0	0	0	0.0	0.0	0	0	0.0	0	0	0	0	0	0
2018 Seattle	5/1	13	11	2	0.0	0.0	0	0	0.0	0	0	0	0	0	0
NFL TOTALS	14/1	13	11	2	0.0	0.0	1	0	0.0	0	0	1	0	0	0

THOMPSON'S SINGLE-GAME HIGHS

Tackles: 7 vs. L.A. Rams (10/7/18)
Interceptions: 1 vs. L.A. Rams (10/7/18)
Sacks: None

Forced Fumbles: None
Fumble Recoveries: None
Touchdowns: None

ADDITIONAL STATS

Special Teams Tackles: 2017 (4, FR, FR); **Career:** (4, FR, FR).
Postseason Special Teams Tackles: None; **Career:** None.



POS.
CB

NO.
23

NEIKO THORPE

Height

6-2

Weight

210

College

Auburn

Seasons

NFL 6th, Seahawks 3rd

Born

February 11, 1990

Hometown

Tucker, Ga.

THORPE'S 2018 SEASON

at Den (9/9) Saw action on special teams in season opener. **LAR (10/7)** Saw limited action at CB and had two special teams tackles.

Game	G/S	T	S	A	QB	Yds.	QH	Int.	Yds.	PD	FF	FR	Yds.
at Den (9/9)	1/0	Special Teams Only											
at Chi (9/17)	1/0	Special Teams Only											
Dal (9/23)	1/0	Special Teams Only											
at Az (9/30)	1/0	Special Teams Only											
LAR (10/7)	1/0	0	0	0	0.0	0.0	0	0	0	0	0	0	0
Totals	5/0	0	0	0	0.0	0.0	0	0	0	0	0	0	0

Additional Stats: Special Teams Tackles: (2)

THORPE'S NFL RECORD

		Tackles				Sacks		Interceptions								
Club		G/S	Tkl	So	Ast	QB	Yds	No	Yds	Avg	LG	TD	PD	FF	FR	Yds
2012	Kansas City	9/0	4	4	0	0.0	0.0	0	0	0.0	0	0	0	0	0	0
2014	Oakland	14/0	2	1	1	0.0	0.0	0	0	0.0	0	0	3	0	0	0
2015	Oakland	14/2	36	33	3	0.0	0.0	1	-12	-12.0	-12	0	6	0	0	0
2016	Seattle	15/0	10	7	3	0.0	0.0	0	0	0.0	0	0	0	0	0	0
2017	Seattle	14/0	2	2	0	0.0	0.0	0	0	0.0	0	0	2	0	0	0
2018	Seattle	5/0	0	0	0	0.0	0.0	0	0	0.0	0	0	0	0	0	0
NFL TOTALS		71/2	54	47	7	0.0	0.0	1	-12	-12.0	-12	0	11	0	0	0

POSTSEASON

Club	Tackles				Sacks		Interceptions								
	G/S	Tkl	So	Ast	QB	Yds	No	Yds	Avg	LG	TD	PD	FF	FR	Yds
2016 Seattle	2/2	2	2	0	0.0	0.0	0	0	0.0	0	0	0	0	0	0
NFL TOTALS	2/0	2	2	0	0.0	0.0	0	0	0.0	0	0	0	0	0	0

THORPE'S SINGLE-GAME HIGHS

Tackles: 7 vs. N.Y. Jets (11/1/15)
Interceptions: 1 vs. Baltimore (9/20/15)
Sacks: None

Forced Fumbles: None
Fumble Recoveries: None
Touchdowns: None

ADDITIONAL STATS

Special Teams Tackles: 2014 (6), 2015 (4), 2016 (9), 2017 (10, FR) 2018 (2); **Career:** (31, FR).
Postseason Special Teams Tackles: 2016 (1); **Career:** (1).



POS.

TE

NO.

81

NICK VANNETT

Height

6-6

Weight

261

College

Ohio State

Seasons

NFL 3rd, Seahawks 3rd

Born

March 6, 1993

Hometown

Westerville, Ohio

Pronunciation

VAN-NET

VANNETT'S 2018 SEASON

at Den (9/9) Started in a 2-TE set in season opener. at Chi (9/17) Started in a 2-TE set and had a career-high three receptions. Dal (9/23) Had a career high four receptions for a career-best 27 yards. LAR (10/7) Had a career-best 43 receiving yards and a career-long 32-yard reception.

-----Receiving-----						
2018	Opponent	No	Yds	Avg	LG	TD
9/9	at Denver	1	11	11.0	11	0
9/17	at Chicago	3	23	7.7	11	0
9/23	Dallas	4	27	6.8	12	0
9/30	at Arizona	1	6	6.0	6	0
10/7	L.A. Rams	3	43	14.3	32	0
TOTALS (5/3)		12	110	9.2	32	0

VANNETT'S GAME-BY-GAME

-----Receiving-----							-----Receiving-----						
2016	Opponent	No	Yds	Avg	LG	TD	2017	Opponent	No	Yds	Avg	LG	TD
Games 1-4		Inactive (Ankle)					09/10	at Green Bay	1	10	10.0	10	0
10/16	Atlanta	0	0	0.0	0	0	09/17	San Francisco	0	0	0.0	0	0
10/23	at Arizona	0	0	0.0	0	0	09/24	at Tennessee	0	0	0.0	0	0
10/30	at New Orleans	1	7	7.0	7	0	10/01	Indianapolis	0	0	0.0	0	0
11/07	Buffalo	0	0	0.0	0	0	10/08	at L.A. Rams	2	3	1.5	3	0
11/13	at New England	0	0	0.0	0	0	10/22	at N.Y. Giants	1	12	12.0	12	0
11/20	Philadelphia	Inactive					10/29	Houston	1	8	8.0	8	0
11/27	at Tampa Bay	0	0	0.0	0	0	11/05	Washington	0	0	0.0	0	0
12/04	Carolina	2	25	12.5	21	0	11/09	at Arizona	2	22	11.0	16	0
12/11	at Green Bay	0	0	0.0	0	0	11/20	Atlanta	0	0	0.0	0	0
12/15	L.A. Rams	0	0	0.0	0	0	11/26	at San Francisco	2	29	14.5	17t	1
12/24	Arizona	Inactive					12/03	Philadelphia	3	40	13.3	21	0
01/17	at San Francisco	Inactive					12/10	at Jacksonville	0	0	0.0	0	0
TOTALS (9/2)		3	32	10.7	21	0	12/17	L.A. Rams	0	0	0.0	0	0
01/07	Detroit	Inactive					12/24	at Dallas	0	0	0.0	0	0
01/14	at Atlanta	Inactive					12/31	Arizona	Inactive				
Playoff Totals (0/0)		0	0	0.0	0	0	TOTALS (15/4)		12	124	10.3	21	1

VANNETT'S NFL RECORD

RECEIVING							
	Club	G/S	No	Yds	Avg	LG	TD
2016	Seattle	9/2	3	32	10.7	21	0
2017	Seattle	15/4	12	124	10.3	21	1
2018	Seattle	5/3	12	110	9.2	32	0
NFL TOTALS		29/9	27	266	9.9	32	1
POSTSEASON							
	Club	G/S	No	Yds	Avg	LG	TD
2016	Seattle	0/0	0	0	0.0	0	0
NFL TOTALS		0/0	0	0	0.0	0	0

VANNETT'S SINGLE-GAME HIGHS

Receptions: 4 vs. Dallas (9/23/18) Receiving Yards: 43 vs. L.A. Rams (10/7/18)
 Touchdowns: None Longest Rec.: 32 vs. L.A. Rams (10/7/18)



POS.
LB
NO.
54

BOBBY WAGNER

Height

6-0

Weight

245

College

Utah State

Seasons

NFL 7th, Seahawks 7th

Born

June 27, 1990

Hometown

Ontario, Calif.

WAGNER'S 2018 SEASON

at Den (9/9) Had five tackles (4 solo) and a pass defended in season opener. at Chi (9/17) Inactive (groin). Dal (9/23) Returned to action and tied team lead with eight tackles. at Az (9/30) Led team with seven tackles.

Game	G/S	T	S	A	QB	Yds.	QH	Int.	Yds.	PD	FF	FR	Yds.
at Den (9/9)	1/1	5	4	1	0.0	0.0	0	0	0	1	0	0	0
at Chi (9/17)		Inactive (groin)											
Dal (9/23)	1/1	8	4	4	0.0	0.0	0	0	0	2	0	0	0
at Az (9/30)	1/1	6	3	3	0.0	0.0	1	0	0	1	0	0	0
LAR (10/7)	1/1	8	3	5	0.0	0.0	0	0	0	0	0	0	0
Totals	4/4	27	14	13	0.0	0.0	0	0	0	4	0	0	0

WAGNER'S NFL RECORD

		Tackles			Sacks		Interceptions											
Club	G/S	Tkl	So	Ast	QB	Yds	No	Yds	Avg	LG	TD	PD	FF	FR	Yds			
2012 Seattle	16/15	139	86	53	2.0	11.0	3	55	18.3	45	0	4	0	0	0			
2013 Seattle	14/14	119	71	48	5.0	36.5	2	9	4.5	9	0	6	0	1	0			
2014 Seattle	11/11	104	67	37	2.0	13.0	0	0	0.0	0	0	3	0	0	0			
2015 Seattle	15/15	114	67	47	0.5	4.5	0	0	0.0	0	0	7	2	3	55			
2016 Seattle	16/16	167	85	82	4.5	27.0	1	9	9.0	9	0	3	0	1	0			
2017 Seattle	16/16	133	96	37	1.5	13.0	2	7	3.5	7	0	6	0	1	21t			
2018 Seattle	4/4	27	14	13	0.0	0.0	0	0	0.0	0	0	4	0	0	0			
NFL TOTALS	92/91	803	486	317	15.5	105.0	8	80	10.0	45	0	33	2	6	55			

POSTSEASON

		Tackles			Sacks		Interceptions											
Club	G/S	Tkl	So	Ast	QB	Yds	No	Yds	Avg	LG	TD	PD	FF	FR	Yds			
2012 Seattle	2/2	17	12	5	0.0	0.0	1	4	4.0	4	0	1	0	0	0			
2013 Seattle	3/3	34	17	17	0.0	0.0	0	0	0.0	0	0	1	0	0	0			
2014 Seattle	3/3	31	16	15	0.0	0.0	1	0	0.0	0	0	1	0	0	0			
2015 Seattle	2/2	20	12	8	0.0	0.0	0	0	0.0	0	0	0	0	0	0			
2016 Seattle	2/2	18	11	7	0.0	0.0	0	0	0.0	0	0	0	0	0	0			
NFL TOTALS	12/12	120	68	52	0.0	0.0	2	4	4.0	4	0	3	0	0	0			

WAGNER'S SINGLE-GAME HIGHS

Tackles: 16, vs. Buffalo (11/7/16) **Sacks:** 2.0, at San Francisco (1/1/17)
Forced Fumbles: 1 vs. Pittsburgh (11/29/15) **Interceptions:** 2, vs. Arizona (12/9/12)
Fumble Recoveries: 1, 6 Times, Last vs. Indy (10/1/17) **Touchdowns:** 1, 3 Times, Last FR vs. Ind. (10/1/17)

ADDITIONAL STATS

Special Teams Tackles: 2016 (Block FG); **Career:** (Block FG).



POS.
QB
NO.
3

RUSSELL WILSON

Height 5-11
Weight 215
College Wisconsin
Seasons NFL 7th, Seahawks 7th
Born November 29, 1988
Hometown Richmond, Va.

WILSON'S 2018 SEASON

at Den (9/9) Passed for 298 yards and three TDs with two INTs. Was the second-most yards on opening day (320 at Carolina, 9/8/13). at Az (9/30) Became the Seahawks all-time winningest quarterback with 75 wins passing Matt Hasselbeck (74). Posted his 24th fourth-quarter, game-winning drive when trailing or tied in the fourth quarter. LAR (10/7) Had three TD tosses posting a 132.5 passer rating. Marked the 17th time with three or more TD passes and no INTs.

2018

PASSING

Date	Opponent	P/S	Att	Com	Yds	Pct	TD	Int	LG	Sacked	W/L	Rating
09/09	at Denver	(S)	33	19	298	57.6	3	2	51t	6/56	L	92.7
09/17	at Chicago	(S)	36	22	226	61.1	2	1	34	6/24	L	86.1
09/23	Dallas	(S)	26	16	192	61.5	2	0	52t	2/10	W	109.8
09/30	at Arizona	(S)	26	19	172	73.1	0	0	30	2/12	W	90.5
10/07	L.A. Rams	(S)	21	13	198	61.9	3	0	44	2/15	L	132.5
TOTALS		(5/5)	142	89	1,086	62.7	10	3	52t	18/117	2-3	100.9

W/L record reflects games started only

2018

RUSHING

Date	Opponent	P/S	Att	Yds	Avg	LG	TD
09/09	at Denver	(S)	2	5	2.5	5	0
09/17	at Chicago	(S)	3	17	5.7	9	0
09/23	Dallas	(S)	2	-1	-0.5	0	0
09/30	at Arizona	(S)	4	21	5.3	10	0
10/07	L.A. Rams	(S)	0	0	0.0	0	0
TOTALS		(5/5)	11	42	3.8	10	0

WILSON'S NFL RECORD

PASSING

Year	Club	G/S	Att	Comp	Yds	Pct	TD	Int	LG	Sacked	Rate
2012	Seattle	16/16	393	252	3,118	64.1	26	10	67	33/203	100.0
2013	Seattle	16/16	407	257	3,357	63.1	26	9	80t	44/272	101.2
2014	Seattle	16/16	452	285	3,475	63.1	20	7	80t	42/242	95.0
2015	Seattle	16/16	483	329	4,024	*68.1	*34	8	80t	45/265	*110.1
2016	Seattle	16/16	546	*353	*4,219	64.7	21	11	59	41/293	92.6
2017	Seattle	16/16	*553	337	3,979	61.3	*34	11	74t	43/322	95.4
2018	Seattle	5/5	142	89	1,086	62.7	10	3	52t	18/117	100.9
NFL TOTALS		101/101	2,976	1,894	23,162	63.7	171	59	80t	266/1,714	98.4

RUSHING

Year	Club	G/S	Att	Yds	Avg	LG	TD
2012	Seattle	16/16	94	489	5.2	25t	4
2013	Seattle	16/16	96	539	5.6	27	1
2014	Seattle	16/16	**118	**849	**7.2	**55	**6
2015	Seattle	16/16	103	553	5.4	24	1
2016	Seattle	16/16	72	259	3.6	18	1
2017	Seattle	16/16	95	586	6.2	31	3
2018	Seattle	5/5	11	42	3.8	10	0
NFL TOTALS		101/101	589	3,316	5.6	55	16

*Club record **Club record by QB

POSTSEASON

PASSING

Year	Club	G/S	Att	Comp	Yds	Pct	TD	Int	LG	Sacked	Rate
2012	Seattle	2/2	62	39	572	62.9	3	1	34	7/48	101.0
2013	Seattle	3/3	68	43	524	63.2	3	0	51	7/22	101.6
2014	Seattle	3/3	72	41	724	56.9	6	5	63t	10/58	81.9
2015	Seattle	2/2	74	44	508	59.5	4	3	35	7/54	81.4
2016	Seattle	2/2	60	40	449	66.7	4	2	42	6/31	97.2
NFL TOTALS		12/12	336	207	2,777	61.6	20	11	63t	37/213	94.1

RUSHING

Year	Club	G/S	Att	Yds	Avg	LG	TD
2012	Seattle	2/2	15	127	8.5	17	1
2013	Seattle	3/3	11	42	3.8	16	0
2014	Seattle	3/3	17	86	5.1	17	1
2015	Seattle	2/2	8	53	6.6	14	0
2016	Seattle	2/2	9	46	5.1	14	0
NFL TOTALS		12/12	60	354	5.9	28	2

WILSON'S ADDITIONAL STATS

Receiving: 2014 (1 for 17 yards); 2016 (2 for 14 yards, 7.0 avg., 15 long (TD), 1 TD); **Career:** (3 for 31 yards, 10.3 avg., 17 long, 1 TD)

SINGLE-GAME HIGHS

Attempts:	49 at Tennessee (9/24/17)
Completions:	32 at St. Louis (9/13/15)
Completion %:	82.8* vs. San Francisco (24/29) (11/22/15)
Yards:	452# vs. Houston (9/24/17)
Longest, No TD:	67 vs. Arizona (12/9/12) to Anthony McCoy
Longest TD:	80t, 3 Times, Last vs. Pittsburgh (11/29/15) to Doug Baldwin
Most TDs:	5, 2 Times, Last at Baltimore (12/13/15)
Highest Pass Rating (Home):	151.4 vs. Minnesota (11/17/13)
Highest Pass Rating (Away):	146.0 at Minnesota (12/6/15)
Interceptions:	5 at Green Bay (12/11/16)
Rushes:	14** vs. N.Y. Giants (10/6/13)
Rushing Yds.:	122** at Washington (10/6/13)
Longest Rush:	55**, at Arizona (12/21/14)
Rushing TD:	3** at Buffalo (12/16/12)

*Min. 20 attempts **Club record by QB #Club record

4TH-QUARTER WINS (BEHIND OR TIED ENTERING 4TH QUARTER)

Date	Opp	Situation	Result	Play/Drive & Time Remaining
09/24/12	GB	Behind 12-7	Won 14-12	24 yd TD pass as time expired
10/14/12	NE	Behind 23-17	Won 24-23	46 yd TD pass @1:18
12/02/12	at Chi	Behind 14-10		14 yd TD pass @ :24
		Tied 17-17	Won 23-17 (ot)	13 yd TD pass @7:33 in OT
12/30/12	StL	Tied 13-13	Won 20-13	1 yd TD run @ 1:39
01/06/13*	at Wash	Behind 14-13	Won 24-14	TD drive @ 7:08
09/08/13	at Car	Behind 7-6	Won 12-7	43 yd TD pass at 10:13
09/29/13	at Hou	Behind 20-6	Won 23-20 (ot)	45 yd FG @ 3:19 in OT
10/13/13	Tenn	Tied 10-10	Won 20-13	Lynch 3-yd TD run @ 7:33
11/03/13	TB	Behind 24-14	Won 27-24 (ot)	27 yd FG @ 8:11 in OT
01/19/14*	SF	Behind 17-13	Won 23-17	35-yd TD pass @ 13:44
09/21/14	Den	Tied 20-20	Won 26-20 (ot)	TD drive @ 9:14 in OT
10/26/14	at Car	Behind 9-6	Won 13-9	23-yd TD pass @0:47
11/09/14	NYG	Tied 17-17	Won 38-17	TD drive @ 12:47
12/28/14	StL	Tied 6-6	Won 20-6	TD drive @ 12:07
01/18/15*	GB	Tied 22-22	Won 28-22	35-yd TD pass @ 11:41 in OT
11/01/15	at Dal	Behind 12-10	Won 13-12	24-yard FG drive @ 1:04
11/29/15	Pitt	Behind 27-26	Won 39-30	30-yd TD pass @ 8:12
01/10/16*	at Minn	Behind 9-0	Won 10-9	46-yd FG drive @ 8:04
09/11/16	Mia	Behind 10-6	Won 12-10	2-yd TD pass @ 0:31
10/16/16	Atlanta	Behind 24-23	Won 26-24	44-yd FG @ 1:57
11/13/16	at NE	Behind 24-22	Won 31-24	23-yd FG @ 8:56
09/17/17	vs. SF	Behind 9-6	Won 12-9	9-yd TD pass @ 7:06
10/29/17	vs. Hou	Behind 38-34	Won 41-38	18-yd TD pass @ 0:21
09/30/18	at Ariz	Tied 17-17	Won 20-17	52-yd FG @0:00

*Playoffs

WILSON'S GAME-BY-GAME

2012

PASSING

Date	Opponent	P/S	Att	Com	Yds	Pct	TD	Int	LG	Sacked	W/L Rating
09/09	at Arizona	(S)	34	18	153	52.9	1	1	27	3/14	L 62.5
09/16	Dallas	(S)	20	15	151	75.0	1	0	22t	2/18	W 112.7
09/24	Green Bay	(S)	21	10	130	47.6	2	0	41t	1/19	W 99.3
09/30	at St. Louis	(S)	25	17	160	68.0	0	3	17	2/20	L 45.8
10/07	at Carolina	(S)	25	19	221	76.0	1	2	30	2/9	W 82.3
10/14	New England	(S)	27	16	293	59.3	3	0	51	2/10	W 133.7
10/18	at San Francisco	(S)	23	9	122	39.1	0	1	36	2/7	L 38.7
10/28	at Detroit	(S)	35	25	236	71.4	2	1	19	0/0	L 96.8
11/04	Minnesota	(S)	24	16	173	66.7	3	0	23	1/8	W 127.3
11/11	N.Y. Jets	(S)	19	12	188	63.2	2	0	38t	4/22	W 131.0
11/25	at Miami	(S)	27	21	224	77.8	2	0	32	2/8	L 125.9
12/02	at Chicago	(S)	37	23	293	62.2	2	0	49	2/0	W 104.9
12/09	Arizona	(S)	13	7	148	53.8	1	1	67	1/7	W 88.0
12/16	at Buffalo	(S)	23	14	205	60.9	1	0	44	2/9	W 104.4
12/23	San Francisco	(S)	21	15	171	71.4	4	1	43	1/1	W 115.3
12/30	St. Louis	(S)	19	15	250	78.9	1	0	49	6/41	W 136.3
TOTALS	(16/16)		393	252	3,118	64.1	26	10	67	33/203	11-5 100.0
01/06/13	at Washington	(S)	26	15	187	57.7	1	0	33	5/31	W 92.9
01/13/13	at Atlanta	(S)	36	24	385	66.7	2	1	34	2/17	L 109.1
PLAYOFF TOTALS	(2/2)		62	39	572	62.9	3	1	34	7/48	1-1 101.0

W/L record reflects games started only



2012

RUSHING

Date	Opponent	P/S	Att	Yds	Avg	LG	TD
09/09	at Arizona	(S)	8	20	2.5	5	0
09/16	Dallas	(S)	4	28	7.0	14	0
09/24	Green Bay	(S)	3	18	6.0	12	0
09/30	at St. Louis	(S)	7	14	2.0	8	0
10/07	at Carolina	(S)	5	12	2.4	9	0
10/14	New England	(S)	5	17	3.4	9	0
10/18	at San Francisco	(S)	3	10	3.3	9	0
10/28	at Detroit	(S)	1	9	9.0	9	0
11/04	Minnesota	(S)	9	27	3.0	13	0
11/11	N.Y. Jets	(S)	7	34	4.9	18	0
11/25	at Miami	(S)	5	38	7.6	20	0
12/02	at Chicago	(S)	9	71	7.9	13	0
12/09	Arizona	(S)	3	12	4.0	6	0
12/16	at Buffalo	(S)	9	92	10.2	25t	3
12/23	San Francisco	(S)	6	29	4.8	9	0
12/30	St. Louis	(S)	10	58	5.8	15	1
TOTALS	(16/16)		94	489	5.2	25t	4
01/06/13	at Washington	(S)	8	67	8.4	28	0
01/13/13	at Atlanta	(S)	7	60	8.6	17	1
PLAYOFF TOTALS	(2/2)		15	127	8.5	28	1

WILSON'S GAME-BY-GAME

2013

PASSING

Date	Opponent	P/S	Att	Com	Yds	Pct	TD	Int	LG	Sacked	W/L	Rating
09/08	at Carolina	(S)	33	25	320	75.8	1	0	43t	2/20	W	115.7
09/15	San Francisco	(S)	19	8	142	42.1	1	1	51	4/24	W	63.9
09/22	Jacksonville	(S)	21	14	202	66.7	4	1	30	2/8	W	117.5
09/29	at Houston	(S)	23	12	123	52.2	0	1	24	5/32	W	49.7
10/06	at Indianapolis	(S)	31	15	210	48.4	2	1	28t	2/5	L	78.7
10/13	Tennessee	(S)	31	23	257	74.2	0	0	55	2/4	W	98.5
10/17	at Arizona	(S)	29	18	235	62.1	3	0	32	3/26	W	122.1
10/28	at St. Louis	(S)	18	10	139	55.6	2	0	80t	7/48	W	117.6
11/03	Tampa Bay	(S)	26	19	217	73.1	2	2	28	0/0	W	91.3
11/10	at Atlanta	(S)	26	19	287	73.1	2	0	46	1/8	W	134.6
11/17	Minnesota	(S)	18	13	230	72.2	2	0	44	1/6	W	151.4
12/02	New Orleans	(S)	30	22	310	73.3	3	0	60	1/8	W	139.6
12/08	at San Francisco	(S)	25	15	199	60.0	1	1	39t	2/21	L	81.9
12/15	at NY Giants	(S)	27	18	206	66.7	1	1	30	4/29	W	86.3
12/22	Arizona	(S)	27	11	108	40.7	1	1	28	4/19	L	49.6
12/29	St. Louis	(S)	23	15	172	65.2	1	0	47t	4/14	W	102.1
TOTALS	(16/16)		407	257	3,357	63.1	26	9	80t	44/272	13-3	101.2
01/11	New Orleans	(S)	18	9	103	50.0	0	0	25	3/0	W	67.6
01/19	San Francisco	(S)	25	16	215	64.0	1	0	51	4/22	W	104.6
02/02	Denver	(S)	25	18	206	72.0	2	0	37	0/0	W	123.1
PLAYOFF TOTALS	(3/3)		68	43	524	63.2	3	0	51	7/22	3-0	101.6

W/L record reflects games started only

2013

RUSHING

Date	Opponent	P/S	Att	Yds	Avg	LG	TD
09/08	at Carolina	(S)	5	7	1.4	7	0
09/15	San Francisco	(S)	10	33	3.3	11	0
09/22	Jacksonville	(S)	2	14	7.0	10	0
09/29	at Houston	(S)	10	77	7.7	25	0
10/06	at Indianapolis	(S)	13	102	7.8	22	0
10/13	Tennessee	(S)	10	61	6.1	23	0
10/17	at Arizona	(S)	8	29	3.6	11	0
10/28	at St. Louis	(S)	3	16	5.3	17	0
11/03	Tampa Bay	(S)	6	36	6.0	16	1
11/10	at Atlanta	(S)	3	20	6.7	10	0
11/17	Minnesota	(S)	2	14	7.0	12	0
12/02	New Orleans	(S)	8	47	5.9	15	0
12/08	at San Francisco	(S)	1	2	2.0	2	0
12/15	at NY Giants	(S)	8	50	6.3	16	0
12/22	Arizona	(S)	2	32	16.0	27	0
12/29	St. Louis	(S)	5	-1	-0.2	8	0
TOTALS	(16/16)		96	539	5.6	27	1
01/11	New Orleans	(S)	3	16	5.3	8	0
01/19	San Francisco	(S)	5	0	0.0	3	0
02/02	Denver	(S)	3	26	8.7	16	0
PLAYOFF TOTALS	(3/3)		11	42	3.8	16	0



WILSON'S GAME-BY-GAME

2014

PASSING

Date	Opponent	P/S	Att	Com	Yds	Pct	TD	Int	LG	Sacked	W/L	Rating
09/04	Green Bay	(S)	28	19	191	67.9	2	0	33t	1/0	W	110.9
09/14	at San Diego	(S)	25	17	202	68.0	2	0	32	2/22	L	119.1
09/21	Denver	(S)	34	24	258	70.6	2	1	39t	3/20	W	99.9
10/06	at Washington	(S)	24	18	201	75.0	2	0	36	3/23	W	127.3
10/12	Dallas	(S)	28	14	126	50.0	0	1	53	2/0	L	47.6
10/19	at St. Louis	(S)	36	23	313	63.9	2	0	49	3/21	L	110.1
10/26	at Carolina	(S)	32	20	199	62.5	1	1	23t	1/8	W	77.5
11/02	Oakland	(S)	35	17	179	48.6	0	0	39	1/2	W	63.9
11/09	NY Giants	(S)	17	10	172	58.8	0	2	60	2/12	W	53.7
11/16	at Kansas City	(S)	32	20	178	62.5	2	0	27	2/10	L	98.2
11/23	Arizona	(S)	22	17	211	77.3	1	0	48	7/42	W	121.6
11/27	at San Francisco	(S)	22	15	236	68.2	1	0	63	4/14	W	118.8
12/07	at Philadelphia	(S)	37	22	263	59.5	2	0	25	2/11	W	99.3
12/14	San Francisco	(S)	24	12	168	50.0	1	1	47	5/30	W	69.4
12/21	at Arizona	(S)	31	20	339	64.5	2	0	80t	1/10	W	122.9
12/28	St. Louis	(S)	25	17	239	68.0	0	1	38	3/17	W	81.9
TOTALS	(16/16)		452	285	3,475	63.1	20	7	80t	42/242	12-4	95.0
01/10	Carolina	(S)	22	15	268	68.2	3	0	63t	2/20	W	149.2
01/18	Green Bay	(S)	29	14	209	48.3	1	4	35t	5/25	W	44.3
02/01	New England	(S)	21	12	247	57.1	2	1	45	3/13	L	110.6
TOTALS	(3/3)		72	41	724	56.9	6	5	63t	10/58	2-1	81.9


W/L record reflects games started only

2014

RUSHING

Date	Opponent	P/S	Att	Yds	Avg	LG	TD
09/04	Green Bay	(S)	7	29	4.1	13	0
09/14	at San Diego	(S)	2	18	9.0	13	0
09/21	Denver	(S)	9	40	4.4	9	0
10/06	at Washington	(S)	11	122*	11.1	29	1
10/12	Dallas	(S)	2	12	6.0	9t	1
10/19	at St. Louis	(S)	7	106	15.1	52	1
10/26	at Carolina	(S)	6	35	5.8	15	0
11/02	Oakland	(S)	8	31	3.9	19	0
11/09	NY Giants	(S)	14*	107	7.6	26	1
11/16	at Kansas City	(S)	8	71	8.9	14	0
11/23	Arizona	(S)	10	73	7.3	40	0
11/27	at San Francisco	(S)	7	35	5.0	12	0
12/07	at Philadelphia	(S)	10	48	4.8	26t	1
12/14	San Francisco	(S)	5	27	5.4	19	0
12/21	at Arizona	(S)	6	88	14.7	55*	1
12/29	St. Louis	(S)	6	7	1.2	6	0
TOTALS	(16/16)		118	849	7.2	55	6
01/10	Carolina	(S)	7	22	3.1	14	0
01/18	Green Bay	(S)	7	25	3.6	15	1
02/01	New England	(S)	3	39	13.0	17	0
TOTALS	(3/3)		17	86	5.1	17	1

*Club record by QB



WILSON'S GAME-BY-GAME

2015

PASSING

Date	Opponent	P/S	Att	Com	Yds	Pct	TD	Int	LG	Sacked	W/L Rating
09/13	at St. Louis	(S)	41	32	251	78.0	1	1	23	6/32	L 90.1
09/20	at Green Bay	(S)	30	19	206	63.3	2	1	32	2/1	L 91.8
09/27	Chicago	(S)	30	20	235	66.7	1	0	30t	4/23	W 101.4
10/05	Detroit	(S)	26	20	287	76.9	1	0	50	6/52	W 125.0
10/11	at Cincinnati	(S)	23	15	213	65.2	1	1	46	4/16	L 91.4
10/18	Carolina	(S)	30	18	241	60.0	1	0	45	4/22	L 96.7
10/22	at San Francisco	(S)	24	18	235	75.0	1	2	43t	5/23	W 84.5
11/01	at Dallas	(S)	30	19	210	63.3	1	1	22t	0/0	W 81.3
11/15	Arizona	(S)	32	14	240	43.8	1	1	40	2/12	L 67.2
11/22	San Francisco	(S)	29	24	260	82.8	3	0	31t	2/7	W 138.6
11/29	Pittsburgh	(S)	30	21	345	70.0	5	0	80t	2/9	W 147.9
12/06	at Minnesota	(S)	27	21	274	77.8	3	0	53t	1/8	W 146.0
12/13	at Baltimore	(S)	32	23	292	71.9	5	0	49t	0/0	W 139.6
12/20	Cleveland	(S)	30	21	249	70.0	3	0	39	2/8	W 128.3
12/27	St. Louis	(S)	41	25	289	61.0	2	1	28	4/36	L 88.4
01/03	at Arizona	(S)	28	19	197	67.9	3	0	36	1/16	W 123.7
TOTALS	(16/16)		483	329	4,024	68.1	34	8	80t	45/265	10-6 110.1
01/10	at Minnesota	(S)	26	13	142	50.0	1	1	35	2/13	W 63.3
01/17	at Carolina	(S)	48	31	366	64.6	3	2	33t	5/41	L 91.1
PLAYOFF TOTALS	(2/2)		74	44	508	59.5	4	3	35	7/54	1-1 81.4

W/L record reflects games started only

2015

RUSHING

Date	Opponent	P/S	Att	Yds	Avg	LG	TD
09/13	at St. Louis	(S)	8	31	3.9	10	0
09/20	at Green Bay	(S)	10	78	7.8	17	0
09/27	Chicago	(S)	6	28	4.7	13	0
10/05	Detroit	(S)	10	40	4.0	15	0
10/11	at Cincinnati	(S)	3	21	7.0	9	0
10/18	Carolina	(S)	8	53	6.6	24	0
10/22	at San Francisco	(S)	7	20	2.9	9	0
11/01	at Dallas	(S)	6	32	5.3	10	0
11/15	Arizona	(S)	6	52	8.7	20	0
11/22	San Francisco	(S)	9	30	3.3	8	0
11/29	Pittsburgh	(S)	4	14	3.5	10	0
12/06	at Minnesota	(S)	9	51	5.7	14	1
12/13	at Baltimore	(S)	1	6	6.0	6	0
12/20	Cleveland	(S)	5	46	9.2	16	0
12/27	St. Louis	(S)	6	38	6.5	21	0
01/03	at Arizona	(S)	5	13	2.6	9	0
TOTALS	(16/16)		103	553	5.4	24	1
01/10	at Minnesota	(S)	5	21	4.2	11	0
01/17	at Carolina	(S)	3	32	10.7	14	0
PLAYOFF TOTALS	(2/2)		8	53	6.6	14	0



WILSON'S GAME-BY-GAME

2016

PASSING

Date	Opponent	P/S	Att	Com	Yds	Pct	TD	Int	LG	Sacked	W/L Rating
09/11	Miami	(S)	43	27	258	62.8	1	1	24	3/18	W 77.5
09/18	at L.A.	(S)	35	22	254	62.9	0	0	53	2/15	L 84.7
09/25	San Francisco	(S)	23	15	243	65.2	1	0	59	2/17	W 114.9
10/02	at N.Y. Jets	(S)	32	23	309	71.9	3	0	42t	2/21	W 133.5
10/16	Atlanta	(S)	37	25	270	67.6	0	0	25	1/9	W 88.8
10/23	at Arizona	(S)	37	24	225	64.9	0	0	31	1/20	T 81.5
10/30	at New Orleans	(S)	34	22	253	64.7	0	1	27	1/11	L 74.8
11/07	Buffalo	(S)	26	20	282	76.9	2	0	50	4/37	W 137.0
11/13	at New England	(S)	37	25	348	67.6	3	0	39	3/24	W 124.6
11/20	Philadelphia	(S)	31	18	272	58.1	1	0	44	1/0	W 97.8
11/27	at Tampa Bay	(S)	33	17	151	51.5	0	2	21	6/33	L 38.8
12/4	Carolina	(S)	36	26	277	72.2	1	1	40	3/21	W 92.0
12/11	at Green Bay	(S)	39	22	240	56.4	1	5	31	3/22	L 43.7
12/15	L.A. Rams	(S)	26	19	229	73.1	3	1	57t	2/2	W 122.1
12/24	Arizona	(S)	45	29	350	64.4	4	0	42t	6/37	L 117.8
1/1/17	at San Francisco	(S)	32	19	258	59.4	1	0	42	1/6	W 95.6
TOTALS	(16/16)		546	353	4,219	64.7	21	11	59	41/293	10-5-1 92.6
1/7	Detroit	(S)	30	23	224	76.7	2	0	42	3/14	W 119.3
1/14	at Atlanta	(S)	30	17	225	56.7	2	2	40	3/17	L 75.0
TOTALS	(2/2)		60	40	449	66.7	4	2	42	6/31	1-1 97.2

W/L record reflects games started only

2016

RUSHING

Date	Opponent	P/S	Att	Yds	Avg	LG	TD
09/11	Miami	1/1	4	16	4.0	9	0
09/18	at L.A.	1/1	5	14	2.8	8	0
09/25	San Francisco	1/1	1	3	3.0	3	0
10/02	at N.Y. Jets	1/1	5	-5	-1.0	2	0
10/16	Atlanta	1/1	6	7	1.2	6	0
10/23	at Arizona	1/1	1	-2	-2.0	-2	0
10/30	at New Orleans	1/1	3	11	3.7	5	0
11/07	Buffalo	1/1	3	10	3.3	8	1
11/13	at New England	1/1	3	6	2.0	6	0
11/20	Philadelphia	1/1	8	19	2.4	7	0
11/27	at Tampa Bay	1/1	8	80	10.0	17	0
12/4	Carolina	1/1	3	29	9.7	18	0
12/11	at Green Bay	1/1	4	19	4.8	8	0
12/15	L.A. Rams	1/1	6	12	2.0	9	0
12/24	Arizona	1/1	10	36	3.6	15	0
1/1/17	at San Francisco	1/1	2	4	2.0	4	0
TOTALS	(16/16)		72	259	3.6	18	1
1/7	Detroit	1/1	3	-3	-1.0	-1	0
1/14	at Atlanta	1/1	6	49	8.2	14	0
PLAYOFF TOTALS	(2/2)		9	46	5.1	14	0



WILSON'S GAME-BY-GAME

2017

PASSING

Date	Opponent	P/S	Att	Com	Yds	Pct	TD	Int	LG	Sacked	W/L	Rating
09/10	at Green Bay	(S)	27	14	158	51.9	0	0	34	3/23	L	69.7
09/17	San Francisco	(S)	39	23	198	58.9	1	0	22	3/17	W	80.9
09/24	at Tennessee	(S)	49	29	373	59.2	4	0	46	1/9	L	110.3
10/01	Indianapolis	(S)	26	21	295	80.8	2	2	41	3/12	W	107.5
10/08	at L.A. Rams	(S)	37	24	198	64.9	1	1	21	3/19	W	76.2
10/22	at N.Y. Giants	(S)	39	27	334	69.2	3	0	38t	1/13	W	121.1
10/29	Houston	(S)	41	26	452	63.4	4	1	66	2/6	W	123.2
11/05	Washington	(S)	45	24	297	53.3	2	2	30t	2/8	L	70.3
11/09	at Arizona	(S)	32	22	238	68.8	2	0	54	5/26	W	111.2
11/20	Atlanta	(S)	42	26	258	61.9	2	1	29t	3/30	L	85.2
11/26	at San Francisco	(S)	34	20	228	58.8	2	1	26	0/0	W	86.4
12/03	Philadelphia	(S)	31	20	227	64.5	3	0	47	2/18	W	118.6
12/10	at Jacksonville	(S)	31	17	271	54.8	3	3	74t	2/11	L	76.9
12/17	L.A. Rams	(S)	30	14	142	46.7	1	0	26t	7/71	L	71.8
12/24	at Dallas	(S)	21	14	93	66.7	2	0	20	3/33	W	107.8
12/31	Arizona	(S)	29	18	221	62.1	2	0	29t	3/26	L	108.5
TOTALS		(16/16)	553	337	3,979	61.3	34	11	74t	43/322	9-7	95.4

W/L record reflects games started only

2017

RUSHING

Date	Opponent	P/S	Att	Yds	Avg	LG	TD
09/10	at Green Bay	(S)	2	40	20.0	29	0
09/17	San Francisco	(S)	12	34	2.8	11	0
09/24	at Tennessee	(S)	7	26	3.7	11	0
10/01	Indianapolis	(S)	4	38	9.5	23t	1
10/08	at L.A. Rams	(S)	5	16	3.2	9	0
10/22	at N.Y. Giants	(S)	2	10	5.0	7	0
10/29	Houston	(S)	4	30	7.5	21	0
11/05	Washington	(S)	10	77	7.7	13	0
11/09	at Arizona	(S)	5	19	3.8	10	0
11/20	Atlanta	(S)	7	86	12.3	17	1
11/26	at San Francisco	(S)	7	25	3.6	11	1
12/03	Philadelphia	(S)	6	31	5.2	10	0
12/10	at Jacksonville	(S)	5	50	10.0	19	0
12/17	L.A. Rams	(S)	5	39	7.8	15	0
12/24	at Dallas	(S)	9	29	3.2	14	0
12/31	Arizona	(S)	5	36	7.2	31	0
TOTALS		(16/16)	95	586	6.2	31	3





POS.

LB

NO.

50

K.J. WRIGHT

Height

Weight

College

Seasons

Born

Hometown

6-4

246

Mississippi State

NFL 8th, Seahawks 8th

July 23, 1989

Olive Branch, Miss.

WRIGHT'S 2018 SEASON

at Den (9/9) Inactive (knee). at Chi (9/17) Inactive (knee). Dal (9/23) Inactive (knee). at Az (9/30) Inactive (knee). LAR (10/7) Inactive (knee).

Game	G/S	T	S	A	QB	Yds.	QH	Int.	Yds.	PD	FF	FR	Yds.
at Den (9/9)		Inactive (knee)											
at Chi (9/17)		Inactive (knee)											
Dal (9/23)		Inactive (knee)											
at Az (9/30)		Inactive (knee)											
LAR (10/7)		Inactive (knee)											
Totals	0/0	0	0	0	0.0	0.0	0	0	0	0	0	0	0

WRIGHT'S NFL RECORD

		Tackles			Sacks		Interceptions										
Club	G/S	Tkl	So	Ast	QB	Yds	No	Yds	Avg	LG	TD	PD	FF	FR	Yds		
2011 Seattle	16/12	61	46	15	2.0	9.0	0	0	0.0	0	0	2	1	1	30		
2012 Seattle	15/15	96	66	30	1.0	13.0	1	24	24.0	24	0	5	1	0	0		
2013 Seattle	13/13	80	46	34	1.5	4.5	0	0	0.0	0	0	4	0	1	0		
2014 Seattle	16/16	107	74	33	2.0	8.0	0	0	0	0	0	4	2	1	0		
2015 Seattle	16/16	116	71	45	1.0	11.0	0	0	0	0	0	3	4	2	4		
2016 Seattle	16/16	126	72	54	4.0	7.0	0	0	0.0	0	0	5	1	1	0		
2017 Seattle	15/15	107	71	36	0.0	0.0	1	1	1.0	1	0	6	0	1	0		
2018 Seattle	0/0	0	0	0	0.0	0.0	0	0	0.0	0	0	0	0	0	0		
NFL TOTALS	107/103	693	445	247	11.5	52.5	2	25	12.5	24	0	29	9	7	34		

		Tackles			Sacks		Interceptions										
Club	G/S	Tkl	So	Ast	QB	Yds	No	Yds	Avg	LG	TD	PD	FF	FR	Yds		
2012 Seattle	2/2	16	8	8	0.0	0.0	0	0	0.0	0	0	2	0	0	0		
2013 Seattle	2/1	8	5	3	0.0	0.0	0	0	0.0	0	0	0	0	0	0		
2014 Seattle	3/3	23	16	7	0.0	0.0	0	0	0.0	0	0	1	0	0	0		
2015 Seattle	2/2	21	11	10	0.5	3.0	0	0	0.0	0	0	0	0	0	0		
2016 Seattle	2/2	16	8	8	0.0	0.0	0	0	0.0	0	0	0	0	0	0		
NFL TOTALS	11/10	84	48	36	0.5	3.0	0	0	0.0	0	0	3	0	0	0		

WRIGHT'S SINGLE-GAME HIGHS

Tackles: 13, vs. Oakland (11/2/14)
Forced Fum.: 1, 9 Times, Last vs. Carolina (12/4/16)
Fumble Rec.: 1, 7 Times, Last at Dallas (12/24/17)

Interceptions: 1, 2 Times, Last at Dallas (12/24/17)
Sacks: 1.0, 11 Times, Last at San Francisco (1/1/17)
Touchdowns: 1, FR at Dallas (11/1/15)

ADDITIONAL STATS

Special Teams Tackles: 2011 (4), 2012 (3), 2017 (1); **Career:** (8). **Postseason:** 2013 (1), 2014 (1); **Career:** (2).

National Football League Game Summary

NFL Copyright © 2018 by The National Football League. All rights reserved. This summary and play-by-play is for the express purpose of assisting media in their coverage of the game; any other use of this material is prohibited without the written permission of the National Football League. Updated: 10/8/2018

Date: Sunday, 10/7/2018 **Los Angeles Rams at Seattle Seahawks** Start Time: 1:26 PM PDT
at CenturyField, Seattle

Game Day Weather

Game Weather: Rain Temp: 53° F (11.7° C) Humidity: 79%, Wind: SSE 5 mph
Played Outdoor on Turf: FieldTurf Outdoor Weather: Rain,

Officials

Referee: Blakeman, Clete (34) Umpire: George, Ramon (128) Down Judge: McKenzie, Dana (8)
Line Judge: Coleman, Walt IV (87) Field Judge: Larrew, Joe (73) Side Judge: Prioleau, Dyrol (109)
Back Judge: Quirk, Jim (5) Replay Official: Sifferman, Tom (0)

Lineups

Los Angeles Rams				Seattle Seahawks			
Offense		Defense		Offense		Defense	
WR	18 C.Kupp	DE	90 M.Brockers	WR	89 D.Baldwin	LDE	99 Q.Jefferson
TE	89 T.Higbee	NT	93 N.Suh	LT	76 D.Brown	LDT	90 J.Reed
LT	77 A.Whitworth	DT	99 A.Donald	LG	64 J.Sweezy	RDT	98 S.Stephen
LG	76 R.Saffold	WILL	96 M.Longacre	C	68 J.Britt	RDE	55 F.Clark
C	65 J.Sullivan	OLB	50 S.Ebukam	RG	78 D.Fluker	OLB	51 B.Mingo
RG	66 A.Blythe	ILB	58 C.Littleton	RT	65 G.Ifedi	CB	28 J.Coleman
RT	79 R.Havenstein	ILB	26 M.Barron	TE	81 N.Vannett	LB	54 B.Wagner
WR	12 B.Cooks	LCB	22 M.Peters	WR	16 T.Lockett	LCB	26 SL.Griffin
WR	17 R.Woods	CB	32 T.Hill	QB	3 R.Wilson	SS	30 B.McDougald
QB	16 J.Goff	SS	43 J.Johnson	RB	32 C.Carson	FS	33 T.Thompson
HB	30 T.Gurley	FS	20 L.Joyner	TE	87 D.Daniels	CB	37 T.Flowers

Substitutions

K 3 C.Santos, P 6 J.Hekker, WR 11 K.Hodge, CB 23 N.Robey, DB 24 B.Countess, RB 33 J.Davis, RB 34 M.Brown, CB 36 D.Hatfield, CB 37 S.Shields, S 41 M.Christian, LS 44 J.McQuaide, LB 52 R.Wilson, DL 53 J.Lawler, LB 54 B.Hager, C 55 Br.Allen, LB 59 M.Kiser, T 70 J.Noteboom, TE 81 G.Everett, TE 82 J.Mundt, WR 83 J.Reynolds, DL 94 J.Franklin, DL 95 E.Westbrooks

Did Not Play

QB 14 S.Mannion, G 68 J.Brown

Not Active

K 4 G.Zuerlein, WR 19 J.Natson, RB 42 J.Kelly, OLB 49 T.Young, DT 69 S.Joseph, DT 92 T.Smart

Substitutions

P 4 M.Dickson, K 11 S.Janikowski, WR 15 B.Marshall, WR 18 J.Brown, RB 20 R.Penny, CB 23 N.Thorpe, SS 24 S.Luani, RB 27 M.Davis, SS 35 M.Alexander, FB 38 T.Madden, SS 42 D.Hill, LB 49 SM.Griffin, C 53 J.Hunt, LB 58 A.Calitro, LB 59 J.Martin, LS 69 T.Ott, T 74 G.Fant, WR 83 D.Moore, DE 93 B.Jackson, DE 95 D.Jordan, DT 97 P.Ford

Did Not Play

QB 7 B.Hundley, CB 36 A.King, G 66 J.Simmons

Not Active

WR 19 K.Reynolds, RB 22 C.Prosise, FS 40 T.Green, LB 50 K.Wright, C/G 77 E.Pocic, DT 92 N.Jones, DE 94 R.Green

Field Goals (made () & missed)

C.Santos		(19) (39)		S.Janikowski		(52)	
		1	2	3	4	OT	Total
VISITOR:	Los Angeles Rams	7	10	7	9	0	33
HOME:	Seattle Seahawks	7	10	14	0	0	31

Scoring Plays

Team	Qtr	Time	Play Description (Extra Point) (Drive Info)	Visitor	Home
Seahawks	1	4:30	M.Davis 6 yd. run (S.Janikowski kick) (9-74, 5:45)	0	7
Rams	1	2:00	T.Gurley 2 yd. run (C.Santos kick) (5-58, 2:30)	7	7
Rams	2	11:13	C.Santos 19 yd. Field Goal (8-79, 3:35)	10	7
Seahawks	2	9:11	T.Lockett 39 yd. pass from R.Wilson (S.Janikowski kick) (4-50, 2:02)	10	14
Rams	2	6:02	C.Kupp 6 yd. pass from J.Goff (C.Santos kick) (8-70, 3:09)	17	14
Seahawks	2	1:55	S.Janikowski 52 yd. Field Goal (8-27, 4:07)	17	17
Seahawks	3	10:34	D.Moore 3 yd. pass from R.Wilson (S.Janikowski kick) (9-75, 4:26)	17	24
Rams	3	5:04	T.Gurley 2 yd. run (C.Santos kick) (9-64, 5:30)	24	24
Seahawks	3	1:35	D.Moore 30 yd. pass from R.Wilson (S.Janikowski kick) (7-75, 3:29)	24	31
Rams	4	14:54	T.Gurley 5 yd. run (kick failed, wl) (5-74, 1:41)	30	31

National Football League Game Summary

NFL Copyright © 2018 by The National Football League. All rights reserved. This summary and play-by-play is for the express purpose of assisting media in their coverage of the game; any other use of this material is prohibited without the written permission of the National Football League. Updated: 10/8/2018

Rams	4	6:05	C.Santos 39 yd. Field Goal (9-61, 4:29)	33	31
Paid Attendance: 68,893				Time: 3:12	

Los Angeles Rams vs Seattle Seahawks
10/7/2018 at CenturyField

Final Individual Statistics

Los Angeles Rams

RUSHING	ATT	YDS	AVG	LG	TD
T.Gurley	22	77	3.5	16	3
R.Woods	2	53	26.5	56	0
J.Goff	5	15	3.0	12	0
J.Reynolds	1	10	10.0	10	0
Total	30	155	5.2	56	3

PASSING	ATT	CMP	YDS	SK/YD	TD	LG	IN	RT
J.Goff	32	23	321	1/8	1	31	2	88.2
Total	32	23	321	1/8	1	31	2	88.2

PASS RECEIVING	TAR	REC	YDS	AVG	LG	TD
C.Kupp	9	6	90	15.0	27	1
R.Woods	7	5	92	18.4	31	0
T.Gurley	5	4	36	9.0	19	0
G.Everett	3	3	24	8.0	10	0
J.Reynolds	3	2	39	19.5	22	0
T.Higbee	4	2	26	13.0	17	0
K.Hodge	1	1	14	14.0	14	0
Total	32	23	321	14.0	31	1

INTERCEPTIONS	NO	YDS	AVG	LG	TD
Total	0	0	0	0	0

PUNTING	NO	YDS	AVG	NET	TB	IN20	LG
J.Hekker	1	38	38.0	41.0	0	1	38
Total	1	38	38.0	41.0	0	1	38

PUNT RETURNS	NO	YDS	AVG	FC	LG	TD
M.Christian	1	11	11.0	0	11	0
R.Woods	0	0	0.0	1	0	0
[DOWNED]	1	0	0.0	0	0	0
[TOUCHBACK]	1	0	0.0	0	0	0
Total	1	11	11.0	1	11	0

KICKOFF RETURNS	NO	YDS	AVG	FC	LG	TD
B.Countess	4	98	24.5	0	40	0
M.Longacre	2	30	15.0	0	16	0
Total	6	128	21.3	0	40	0

Los Angeles Rams

FUMBLES	FUM	LOST	OWN-REC	YDS	TD	FORCED	OPP-REC	YDS	TD	OUT-BDS
J.Goff	2	0	1	0	0	0	0	0	0	0
J.Sullivan	0	0	1	0	0	0	0	0	0	0
Total	2	0	2	0	0	0	0	0	0	0

Seattle Seahawks

FUMBLES	FUM	LOST	OWN-REC	YDS	TD	FORCED	OPP-REC	YDS	TD	OUT-BDS
F.Clark	0	0	0	0	0	1	0	0	0	0
Total	0	0	0	0	0	1	0	0	0	0

Seattle Seahawks

RUSHING	ATT	YDS	AVG	LG	TD
C.Carson	19	116	6.1	21	0
M.Davis	12	68	5.7	37	1
T.Lockett	1	6	6.0	6	0
Total	32	190	5.9	37	1

PASSING	ATT	CMP	YDS	SK/YD	TD	LG	IN	RT
R.Wilson	21	13	198	2/15	3	44	0	132.5
Total	21	13	198	2/15	3	44	0	132.5

PASS RECEIVING	TAR	REC	YDS	AVG	LG	TD
T.Lockett	5	3	98	32.7	44	1
N.Vannett	4	3	43	14.3	32	0
D.Moore	4	3	38	12.7	30	2
M.Davis	2	2	7	3.5	9	0
C.Carson	1	1	11	11.0	11	0
D.Baldwin	1	1	1	1.0	1	0
B.Marshall	1	0	0	0.0	0	0
T.Madden	1	0	0	0.0	0	0
D.Daniels	1	0	0	0.0	0	0
Total	20	13	198	15.2	44	3

INTERCEPTIONS	NO	YDS	AVG	LG	TD
F.Clark	1	26	26.0	26	0
T.Thompson	1	0	0.0	0	0
Total	2	26	13.0	26	0

PUNTING	NO	YDS	AVG	NET	TB	IN20	LG
M.Dickson	4	138	34.5	26.8	1	1	55
Total	4	138	34.5	26.8	1	1	55

PUNT RETURNS	NO	YDS	AVG	FC	LG	TD
T.Lockett	1	-3	-3.0	0	-3	0
Total	1	-3	-3.0	0	0	0

KICKOFF RETURNS	NO	YDS	AVG	FC	LG	TD
T.Lockett	3	77	25.7	0	42	0
D.Moore	1	18	18.0	0	18	0
[TOUCHBACK]	3	0	0.0	0	0	0
Total	4	95	23.8	0	42	0

Final Team Statistics

	Visitor Rams	Home Seahawks
TOTAL FIRST DOWNS	30	20
By Rushing	9	8
By Passing	17	9
By Penalty	4	3
THIRD DOWN EFFICIENCY	3-9-33%	7-12-58%
FOURTH DOWN EFFICIENCY	1-1-100%	0-0-0%
TOTAL NET YARDS	468	373
Total Offensive Plays (inc. times thrown passing)	63	55
Average gain per offensive play	7.4	6.8
NET YARDS RUSHING	155	190
Total Rushing Plays	30	32
Average gain per rushing play	5.2	5.9
Tackles for a loss-number and yards	2-6	1-1
NET YARDS PASSING	313	183
Times thrown - yards lost attempting to pass	1-8	2-15
Gross yards passing	321	198
PASS ATTEMPTS-COMPLETIONS-HAD INTERCEPTED	32-23-2	21-13-0
Avg gain per pass play (inc.# thrown passing)	9.5	8.0
KICKOFFS Number-In End Zone-Touchbacks	7-4-3	6-1-0
PUNTS Number and Average	1-38.0	4-34.5
Had Blocked	0	0
FGs - PATs Had Blocked	0-0	0-0
Net Punting Average	41.0	26.8
TOTAL RETURN YARDAGE (Not Including Kickoffs)	11	23
No. and Yards Punt Returns	1-11	1--3
No. and Yards Kickoff Returns	6-128	4-95
No. and Yards Interception Returns	0-0	2-26
PENALTIES Number and Yards	7-45	7-50
FUMBLES Number and Lost	2-0	0-0
TOUCHDOWNS	4	4
Rushing	3	1
Passing	1	3
EXTRA POINTS Made-Attempts	3-4	4-4
Kicking Made-Attempts	3-4	4-4
FIELD GOALS Made-Attempts	2-2	1-1
RED ZONE EFFICIENCY	4-6-67%	2-2-100%
GOAL TO GO EFFICIENCY	4-6-67%	2-2-100%
SAFETIES	0	0
FINAL SCORE	33	31
TIME OF POSSESSION	29:30	30:30

Los Angeles Rams vs Seattle Seahawks
10/7/2018 at CenturyField

Ball Possession And Drive Chart

Los Angeles Rams

#	Time Recd	Time Lost	Time Poss	How Ball Obtained	Drive Began	# Play	Yds Gain	Yds Pen	Net Yds	1st Down	Last Scrm	How Given Up
1	15:00	13:29	1:31	Kickoff	LA 39	3	6	0	6	0	LA 45	Punt
2	11:57	10:15	1:42	Punt	SEA 12	3	5	5	10	1	* SEA 2	Interception
3	4:30	2:00	2:30	Kickoff	LA 42	5	58	0	58	4	* SEA 2	Touchdown
4	14:48	11:13	3:35	Punt	LA 20	8	69	10	79	3	* SEA 1	Field Goal
5	9:11	6:02	3:09	Kickoff	LA 30	8	70	0	70	5	* SEA 6	Touchdown
6	1:55	0:00	1:55	Kickoff	LA 17	8	45	-10	35	4	SEA 48	Interception
7	10:34	5:04	5:30	Kickoff	LA 36	9	64	0	64	5	* SEA 2	Touchdown
8	1:35	14:54	1:41	Kickoff	LA 26	5	69	5	74	3	* SEA 5	Touchdown
9	10:34	6:05	4:29	Punt	LA 18	9	61	0	61	3	SEA 21	Field Goal
10	3:28	0:00	3:28	Punt	LA 21	7	21	0	21	2	LA 43	End of Game

(337) Average LA 34

Seattle Seahawks

#	Time Recd	Time Lost	Time Poss	How Ball Obtained	Drive Began	# Play	Yds Gain	Yds Pen	Net Yds	1st Down	Last Scrm	How Given Up
1	13:29	11:57	1:32	Punt	SEA 14	3	4	0	4	0	SEA 18	Punt
2	10:15	4:30	5:45	Interception	SEA 26	9	84	-10	74	5	* LA 6	Touchdown
3	2:00	14:48	2:12	Kickoff	SEA 25	5	5	15	20	1	SEA 45	Punt
4	11:13	9:11	2:02	Kickoff	50	4	50	0	50	2	LA 39	Touchdown
5	6:02	1:55	4:07	Kickoff	SEA 39	8	22	5	27	2	LA 34	Field Goal
6	15:00	10:34	4:26	Kickoff	SEA 25	9	75	0	75	4	* LA 3	Touchdown
7	5:04	1:35	3:29	Kickoff	SEA 25	7	75	0	75	3	LA 30	Touchdown
8	14:54	10:34	4:20	Kickoff	SEA 13	6	10	5	15	2	SEA 28	Punt
9	6:05	3:28	2:37	Kickoff	SEA 22	5	48	-15	33	1	LA 45	Punt

(239) Average SEA 27

* inside opponent's 20

Time of Possession by Quarter

	1st	2nd	3rd	4th	OT	Total
Visitor Los Angeles Rams	5:43	8:39	7:05	8:03		29:30
Home Seattle Seahawks	9:17	6:21	7:55	6:57		30:30

Kickoff Drive No.-Start Average

Rams: 6 - LA 32 Seahawks: 7 - SEA 28

Final Defensive Statistics

TKL = Tackle AST = Assist COMB = Combined QH=QB Hit IN = Interception PD = Pass Defense FF = Forced Fumble FR = Fumble Recovery

Seattle Seahawks	Regular Defensive Plays												Special Teams					Misc			
	TKL	AST	COMB	SK	/ YDS	TFL	QH	IN	PD	FF	FR	TKL	AST	FF	FR	BL	TKL	AST	FF	FR	
B.McDougald	8	2	10	0	0	0	0	0	0	0	0	0	0	0	0	0	0	0	0	0	
B.Wagner	3	5	8	0	0	0	0	0	0	0	0	0	0	0	0	0	0	0	0	0	
B.Mingo	6	1	7	0	0	0	1	0	0	0	0	0	0	0	0	0	0	0	0	0	
T.Thompson	6	1	7	0	0	0	0	1	1	0	0	0	0	0	0	0	0	0	0	0	
T.Flowers	4	2	6	0	0	0	0	0	1	0	0	0	0	0	0	0	0	0	0	0	
J.Reed	3	3	6	0	0	0	0	0	0	0	0	0	0	0	0	0	0	0	0	0	
SL.Griffin	2	2	4	0	0	0	0	0	0	0	0	0	0	0	0	0	0	0	0	0	
J.Coleman	2	1	3	0	0	0	0	0	1	0	0	0	0	0	0	0	0	0	0	0	
F.Clark	2	0	2	0	0	1	0	1	1	1	0	0	0	0	0	0	0	0	0	0	
Q.Jefferson	1	0	1	0	0	1	1	0	0	0	0	0	0	0	0	0	0	0	0	0	
B.Jackson	1	0	1	0	0	1	0	0	0	0	0	0	0	0	0	0	0	0	0	0	
P.Ford	1	0	1	0	0	0	0	0	0	0	0	0	0	0	0	0	0	0	0	0	
A.Calitro	1	0	1	0	0	0	0	0	0	0	0	0	0	0	0	0	0	0	0	0	
S.Stephen	0	1	1	0	0	0	0	0	0	0	0	0	0	0	0	0	0	0	0	0	
M.Alexander	0	0	0	0	0	0	0	0	0	0	0	0	2	1	0	0	0	0	0	0	
N.Thorpe	0	0	0	0	0	0	0	0	0	0	0	0	2	0	0	0	0	0	0	0	
J.Brown	0	0	0	0	0	0	0	0	0	0	0	0	1	1	0	0	0	0	0	0	
J.Martin	0	0	0	0	0	0	0	0	0	0	0	0	1	0	0	0	0	0	0	0	
Team Sacks	1	0	0	1	8			0	0	0	0	0	0	0	0	0	0	0	0	0	
Total	41	18	58	1	8	3	2	2	4	1	0		6	2	0	0	0	0	0	0	

10/7/2018 at CenturyField

PERIOD SCORES

TIME OF POSSESSION

- Scoring Plays

	Los Angeles Rams	Seattle Seahawks
TOTAL FIRST DOWNS	17	10
First Downs Rushing-Passing-by Penalty	3 - 11 - 3	3 - 5 - 2
THIRD DOWN EFFICIENCY	2-5-40%	3-6-50%
TOTAL NET YARDS	253	165
Total Offensive Plays	34	28
NET YARDS RUSHING	45	65
NET YARDS PASSING	208	100
Gross Yards Passing	216	107
Times thrown-yards lost attempting to pass	1-8	1-7
Pass Attempts-Completions-Had Intercepted	23 - 16 - 2	11 - 8 - 0
Punts-Number and Average	1 - 38	2 - 30
Penalties-Number and Yards	5 - 35	4 - 30
Fumbles-Number and Lost	2 - 0	0 - 0
Red Zone Efficiency	2-4-50%	1-1-100%
Average Drive Start	LA 39	SEA 31

[illegible]

Los Angeles Rams vs Seattle Seahawks
10/7/2018 at CenturyField

First Half Summary

Seattle Seahawks				Regular Defensive Plays										Special Teams					Misc			
	TKL	AST	COMB	SK	/ YDS	TFL	QH	IN	PD	FF	FR		TKL	AST	FF	FR	BL		TKL	AST	FF	FR
B.McDougald	5	0	5	0	0	0	0	0	0	0	0	0	0	0	0	0	0	0	0	0	0	0
T.Flowers	3	2	5	0	0	0	0	0	1	0	0		0	0	0	0	0		0	0	0	0
B.Wagner	3	2	5	0	0	0	0	0	0	0	0		0	0	0	0	0		0	0	0	0
T.Thompson	3	0	3	0	0	0	0	1	1	0	0		0	0	0	0	0		0	0	0	0
Total	14	4	18	0	0	0	0	1	2	0	0		0	0	0	0	0		0	0	0	0

Play By Play

First Quarter

10/7/2018

SEA wins the coin toss and elects to defer. LA elects to Receive, and SEA elects to defend the north goal.

S.Janikowski kicks 66 yards from SEA 35 to LA -1. B.Countess to LA 39 for 40 yards (M.Alexander).

Los Angeles Rams at 15:00, (1st play from scrimmage 14:53)

- 1-10-LA 39 (14:53) (Shotgun) T.Gurley up the middle to LA 41 for 2 yards (J.Reed).
- 2-8-LA 41 (14:19) (Shotgun) J.Goff pass short right to C.Kupp pushed ob at LA 45 for 4 yards (SL.Griffin).
- 3-4-LA 45 (13:45) (Shotgun) J.Goff to LA 36 for -9 yards (F.Clark). FUMBLES (F.Clark), and recovers at LA 36. J.Goff pass incomplete short middle to R.Woods.
- 4-4-LA 45 (13:38) J.Hekker punts 38 yards to SEA 17, Center-J.McQuaide. T.Lockett to SEA 14 for -3 yards (S.Ebukam).

Seattle Seahawks at 13:29

- 1-10-SEA 14 (13:29) (Shotgun) C.Carson left end to SEA 17 for 3 yards (C.Littleton).
- 2-7-SEA 17 (12:51) (Shotgun) R.Wilson pass short left to D.Baldwin ran ob at SEA 18 for 1 yard.
- 3-6-SEA 18 (12:10) (Shotgun) R.Wilson pass incomplete deep right.
- 4-6-SEA 18 (12:03) M.Dickson punts 5 yards to SEA 23, Center-T.Ott. M.Christian to SEA 12 for 11 yards (J.Martin). Punt was deflected by LA 58 Littleton

Los Angeles Rams at 11:57

- 1-10-SEA 12 (11:57) (Shotgun) T.Gurley up the middle to SEA 10 for 2 yards (J.Reed).
- 2-8-SEA 10 (11:18) J.Goff pass short left to C.Kupp to SEA 5 for 5 yards (T.Thompson).
- PENALTY on SEA-J.Coleman, Illegal Contact, 5 yards, enforced at SEA 10 - No Play.* X1
- 1-5-SEA 5 (11:00) T.Gurley right guard to SEA 2 for 3 yards (B.Wagner).
- 2-2-SEA 2 (10:27) (Shotgun) J.Goff pass short middle intended for T.Gurley INTERCEPTED by F.Clark (T.Flowers) at SEA 0. F.Clark to SEA 26 for 26 yards (T.Gurley).

Seattle Seahawks at 10:15

- 1-10-SEA 26 (10:15) G.Fant reported in as eligible. C.Carson right guard to SEA 32 for 6 yards (M.Peters; L.Joyner).
- 2-4-SEA 32 (9:39) G.Fant reported in as eligible. C.Carson left guard to SEA 37 for 5 yards (N.Suh). R1
- 1-10-SEA 37 (9:00) G.Fant reported in as eligible. T.Lockett left end to SEA 43 for 6 yards (M.Brockers).
- 2-4-SEA 43 (8:21) R.Wilson pass short right to M.Davis pushed ob at LA 48 for 9 yards (L.Joyner). P2
- 1-10-LA 48 (7:48) R.Wilson pass short middle to N.Vannett to LA 16 for 32 yards (T.Hill). P3
- 1-10-LA 16 (7:03) (Shotgun) G.Fant reported in as eligible. C.Carson up the middle to LA 11 for 5 yards (E.Westbrooks).
- PENALTY on SEA-N.Vannett, Offensive Holding, 10 yards, enforced at LA 16 - No Play.*
- Penalty on SEA-G.Fant, Illegal Formation, declined.*
- (6:36) (Shotgun) C.Carson up the middle to LA 10 for 16 yards (L.Joyner; N.Robey).
- 2-4-LA 10 (5:53) (Shotgun) C.Carson right guard to LA 8 for 2 yards (N.Suh; J.Johnson).
- 3-2-LA 8 (5:11) (Shotgun) M.Davis up the middle to LA 6 for 2 yards (C.Littleton, M.Brockers). R4
- 1-6-LA 6 (4:32) (Shotgun) M.Davis up the middle for 6 yards, TOUCHDOWN. R5
- S.Janikowski extra point is GOOD, Center-T.Ott, Holder-M.Dickson.

LA 0 SEA 7, 9 plays, 74 yards, 5:45 drive, 10:30 elapsed

S.Janikowski kicks 58 yards from SEA 35 to LA 7. B.Countess to LA 42 for 35 yards (J.Brown; M.Alexander).

Los Angeles Rams at 4:30, (1st play from scrimmage 4:24)

- 1-10-LA 42 (4:24) J.Goff pass deep left to C.Kupp pushed ob at SEA 31 for 27 yards (B.McDougald). P2
- 1-10-SEA 31 (3:47) (Shotgun) J.Goff pass short left to T.Gurley to SEA 37 for -6 yards (B.Jackson).
- 2-16-SEA 37 (3:04) (Shotgun) J.Goff pass short left to T.Gurley pushed ob at SEA 18 for 19 yards (B.McDougald). P3
- 1-10-SEA 18 (2:30) T.Gurley left tackle to SEA 2 for 16 yards (T.Flowers; J.Coleman). R4
- 1-2-SEA 2 (2:03) (No Huddle) T.Gurley up the middle for 2 yards, TOUCHDOWN. R5
- C.Santos extra point is GOOD, Center-J.McQuaide, Holder-J.Hekker.

LA 7 SEA 7, 5 plays, 58 yards, 2:30 drive, 13:00 elapsed

C.Santos kicks 65 yards from LA 35 to end zone, Touchback.

Seattle Seahawks at 2:00

- 1-10-SEA 25 (2:00) (Shotgun) R.Wilson sacked at SEA 18 for -7 yards (A.Donald).
- 2-17-SEA 18 (1:21) (Shotgun) R.Wilson pass short left to D.Moore to SEA 23 for 5 yards (T.Hill).
- PENALTY on LA-T.Hill, Unnecessary Roughness, 15 yards, enforced at SEA 23.* X6
- 1-10-SEA 38 (1:03) (Shotgun) C.Carson up the middle to SEA 41 for 3 yards (C.Littleton; M.Barron).
- 2-7-SEA 41 (:33) (Shotgun) G.Fant reported in as eligible. C.Carson right guard to SEA 45 for 4 yards (J.Johnson, M.Barron).

Los Angeles Rams vs Seattle Seahawks at CenturyField								
END OF QUARTER	Score	Time	First Downs				Efficiencies	
		Poss	R	P	X	T	3 Down	4 Down
Los Angeles Rams	7	5:43	2	2	1	5	0/1	0/0
Seattle Seahawks	7	9:17	3	2	1	6	1/2	0/0

Play By Play

Second Quarter

10/7/2018

Seattle Seahawks continued.

3-3-SEA 45 (15:00) (Shotgun) R.Wilson pass incomplete short left to D.Moore (S.Shields).

4-3-SEA 45 (14:56) M.Dickson punts 55 yards to end zone, Center-T.Ott, Touchback.

Los Angeles Rams at 14:48

1-10-LA 20 (14:48) T.Gurley left tackle to LA 25 for 5 yards (P.Ford).

2-5-LA 25 (14:17) J.Goff pass incomplete deep left to C.Kupp [B.Mingo].

3-5-LA 25 (14:10) (Shotgun) J.Goff pass short middle to R.Woods to SEA 44 for 31 yards (T.Flowers). P6

1-10-SEA 44 (13:29) (No Huddle) J.Goff pass short middle to C.Kupp pushed ob at SEA 19 for 25 yards (T.Thompson) [Q.Jefferson]. P7*PENALTY on SEA-Q.Jefferson, Roughing the Passer, 10 yards, enforced at SEA 19.* X81-9-SEA 9 (13:00) T.Gurley right end to SEA 9 for no gain (B.McDougald).2-9-SEA 9 (12:16) (Shotgun) J.Goff pass short middle to T.Gurley for 9 yards, TOUCHDOWN.
The Replay Official reviewed the runner broke the plane ruling, and the play was REVERSED.
(Shotgun) J.Goff pass short middle to T.Gurley to SEA 1 for 8 yards (T.Thompson).

3-1-SEA 1 (11:59) T.Gurley left guard to SEA 1 for no gain (T.Flowers; B.Wagner).

4-1-SEA 1 (11:16) C.Santos 19 yard field goal is GOOD, Center-J.McQuaide, Holder-J.Hekker.

LA 10 SEA 7, 8 plays, 79 yards, 1 penalty, 3:35 drive, 3:47 elapsed

C.Santos kicks 57 yards from LA 35 to SEA 8. T.Lockett pushed ob at 50 for 42 yards (J.Reynolds).

Seattle Seahawks at 11:13, (1st play from scrimmage 11:05)

1-10-50 (11:05) C.Carson up the middle to LA 49 for 1 yard (S.Ebukam; C.Littleton).

2-9-LA 49 (10:36) (Shotgun) C.Carson right tackle to LA 47 for 2 yards (M.Brockers; S.Ebukam).

Timeout #1 by SEA at 09:54.

3-7-LA 47 (9:54) (Shotgun) R.Wilson pass short middle to N.Vannett to LA 39 for 8 yards (M.Peters). P7

1-10-LA 39 (9:19) G.Fant reported in as eligible. R.Wilson pass deep left to T.Lockett for 39 yards, TOUCHDOWN. P8

S.Janikowski extra point is GOOD, Center-T.Ott, Holder-M.Dickson.

LA 10 SEA 14, 4 plays, 50 yards, 2:02 drive, 5:49 elapsed

M.Dickson kicks 49 yards from SEA 35 to LA 16. M.Longacre to LA 30 for 14 yards (N.Thorpe). Drop kicked.

Los Angeles Rams at 9:11, (1st play from scrimmage 9:06)

1-10-LA 30 (9:06) J.Goff pass short right to T.Gurley pushed ob at LA 45 for 15 yards (B.Wagner). P9

1-10-LA 45 (8:44) J.Goff pass short left to C.Kupp to SEA 38 for 17 yards (T.Flowers). P10

Timeout #1 by LA at 07:56.

1-10-SEA 38 (7:56) (Shotgun) J.Goff pass short middle to T.Higbee to SEA 21 for 17 yards (T.Thompson). Caught after deflection by LA 18, credit Higbee 10 yds after catch P111-10-SEA 21 (7:17) (Shotgun) J.Goff pass incomplete deep right to C.Kupp.

2-10-SEA 21 (7:12) (Shotgun) J.Goff pass incomplete short middle to R.Woods.

3-10-SEA 21 (7:07) (Shotgun) J.Goff scrambles right end pushed ob at SEA 9 for 12 yards (J.Coleman). R12

1-9-SEA 9 (6:29) T.Gurley left tackle to SEA 6 for 3 yards (B.Wagner; J.Reed).

2-6-SEA 6 (6:08) (No Huddle) J.Goff pass short right to C.Kupp for 6 yards, TOUCHDOWN. P13

C.Santos extra point is GOOD, Center-J.McQuaide, Holder-J.Hekker.

LA 17 SEA 14, 8 plays, 70 yards, 3:09 drive, 8:58 elapsed

C.Santos kicks 44 yards from LA 35 to SEA 21. D.Moore pushed ob at SEA 39 for 18 yards (R.Wilson).

Seattle Seahawks at 6:02, (1st play from scrimmage 5:57)

1-10-SEA 39 (5:57) G.Fant reported in as eligible. C.Carson up the middle to SEA 42 for 3 yards (M.Longacre; E.Westbrooks).

2-7-SEA 42 (5:20) R.Wilson sacked at SEA 38 for -4 yards (M.Longacre).

PENALTY on LA-M.Peters, Defensive Holding, 5 yards, enforced at SEA 42 - No Play. X91-10-SEA 47 (4:56) (Shotgun) C.Carson right tackle to SEA 47 for no gain (M.Barron).

2-10-SEA 47 (4:13) (Shotgun) R.Wilson pass incomplete deep left to B.Marshall (T.Hill) [J.Johnson].

3-10-SEA 47 (4:07) (Shotgun) R.Wilson pass short right to T.Lockett to LA 38 for 15 yards (M.Christian; M.Peters). P10

Timeout #2 by LA at 03:35.

1-10-LA 38 (3:35) (Shotgun) M.Davis left tackle to LA 32 for 6 yards (M.Longacre).

2-4-LA 32 (2:57) (Shotgun) M.Davis up the middle to LA 32 for no gain (M.Longacre; A.Donald).

Timeout #2 by SEA at 02:10.

3-4-LA 32 (2:10) (Shotgun) R.Wilson pass short right to M.Davis to LA 34 for -2 yards (N.Robey). SEA-T.Flowers was injured during the play. His return is Probable.

Los Angeles Rams vs Seattle Seahawks at CenturyField

Two-Minute Warning

4-6-LA 34 **(2:00) S.Janikowski 52 yard field goal is GOOD, Center-T.Ott, Holder-M.Dickson.**

LA 17 SEA 17, 8 plays, 27 yards, 1 penalty, 4:07 drive, 13:05 elapsed
--

M.Dickson kicks 58 yards from SEA 35 to LA 7. B.Countess to LA 17 for 10 yards (M.Alexander). Drop kicked.

Los Angeles Rams at 1:55, (1st play from scrimmage 1:50)

1-10-LA 17	(1:50) (Shotgun) PENALTY on LA-R.Saffold, False Start, 5 yards, enforced at LA 17 - No Play.	
1-15-LA 12	(1:50) (Shotgun) J.Goff pass deep right to B.Cooks to LA 30 for 18 yards (T.Thompson). FUMBLES (T.Thompson), RECOVERED by SEA-T.Flowers at LA 30. T.Flowers to LA 30 for no gain (B.Cooks). LA-B.Cooks was injured during the play. He is Out. PENALTY on SEA-T.Flowers, Defensive Holding, 5 yards, enforced at LA 12 - No Play.	X14
<u>1-10-LA 17</u>	(1:45) (Shotgun) J.Goff pass short left to G.Everett to LA 26 for 9 yards (B.Wagner).	
2-1-LA 26	(1:15) (No Huddle, Shotgun) J.Goff pass short middle to R.Woods to LA 42 for 16 yards (T.Flowers). Seattle charged a timeout due to SEA 55 Injury Timeout #3 by SEA at 01:02.	P15
<u>1-10-LA 42</u>	(1:02) (Shotgun) J.Goff pass short middle to C.Kupp to SEA 47 for 11 yards (B.Mingo).	P16
<u>1-10-SEA 47</u>	(:38) (No Huddle, Shotgun) J.Goff pass short middle to T.Higbee to SEA 38 for 9 yards (B.McDougald).	
2-1-SEA 38	(:20) (No Huddle, Shotgun) J.Goff pass short right to R.Woods pushed ob at SEA 30 for 8 yards (B.McDougald).	P17
<u>1-10-SEA 30</u>	(:17) (Shotgun) J.Goff pass incomplete short right to T.Higbee.	
2-10-SEA 30	(:12) (Shotgun) PENALTY on LA-T.Higbee, False Start, 5 yards, enforced at SEA 30 - No Play.	
2-15-SEA 35	(:12) (Shotgun) J.Goff sacked at SEA 43 for -8 yards. FUMBLES, recovered by LA-J.Sullivan at SEA 43. J.Sullivan to SEA 43 for no gain (Q.Jefferson). Timeout #3 by LA at 00:03.	
3-23-SEA 43	(:03) PENALTY on LA, Delay of Game, 5 yards, enforced at SEA 43 - No Play.	
3-28-SEA 48	(:03) (Shotgun) J.Goff pass deep middle intended for C.Kupp INTERCEPTED by T.Thompson at SEA 0. Touchback.	

END OF QUARTER

	Score	Time Poss	First Downs				Efficiencies	
			R	P	X	T	3 Down	4 Down
Los Angeles Rams	17	8:39	1	9	2	12	2/4	0/0
Seattle Seahawks	17	6:21	0	3	1	4	2/4	0/0

Play By Play

Third Quarter

10/7/2018

SEA elects to Receive, and LA elects to defend the South goal.

C.Santos kicks 65 yards from LA 35 to end zone, Touchback.

Seattle Seahawks at 15:00

1-10-SEA 25	(15:00) (Shotgun) C.Carson right tackle to SEA 29 for 4 yards (N.Suh; C.Littleton).	
2-6-SEA 29	(14:22) G.Fant reported in as eligible. R.Wilson pass short right to N.Vannett to SEA 32 for 3 yards (M.Barron).	
3-3-SEA 32	(13:42) (Shotgun) M.Davis up the middle pushed ob at LA 31 for 37 yards (J.Johnson).	R11
<u>1-10-LA 31</u>	(13:04) G.Fant reported in as eligible. R.Wilson pass incomplete short right to T.Madden.	
2-10-LA 31	(12:59) (Shotgun) C.Carson up the middle to LA 22 for 9 yards (C.Littleton).	
3-1-LA 22	(12:22) (Shotgun) G.Fant reported in as eligible. C.Carson up the middle to LA 17 for 5 yards (N.Suh).	R12
<u>1-10-LA 17</u>	(11:46) R.Wilson pass short right to C.Carson pushed ob at LA 6 for 11 yards (M.Barron).	P13
<u>1-6-LA 6</u>	(11:19) (Shotgun) M.Davis left end to LA 3 for 3 yards (M.Barron, N.Suh).	
2-3-LA 3	(10:43) R.Wilson pass short right to D.Moore for 3 yards, TOUCHDOWN. The Replay Official reviewed the pass completion ruling, and the play was Upheld. The ruling on the field stands. S.Janikowski extra point is GOOD, Center-T.Ott, Holder-M.Dickson.	P14

LA 17 SEA 24, 9 plays, 75 yards, 4:26 drive, 4:26 elapsed

M.Dickson kicks 45 yards from SEA 35 to LA 20. M.Longacre pushed ob at LA 36 for 16 yards (J.Brown).

Los Angeles Rams at 10:34, (1st play from scrimmage 10:29)

1-10-LA 36	(10:29) T.Gurley left tackle to LA 37 for 1 yard (B.Mingo).	
2-9-LA 37	(9:47) (Shotgun) J.Goff pass deep middle to J.Reynolds to SEA 41 for 22 yards (SL.Griffin; T.Thompson).	P18
<u>1-10-SEA 41</u>	(9:16) (No Huddle) J.Goff pass deep left to J.Reynolds pushed ob at SEA 24 for 17 yards (T.Thompson).	P19
<u>1-10-SEA 24</u>	(8:41) J.Reynolds right end to SEA 14 for 10 yards (A.Calistro).	R20
<u>1-10-SEA 14</u>	(8:02) T.Gurley right guard to SEA 11 for 3 yards (J.Reed; B.Wagner).	
2-7-SEA 11	(7:16) (Shotgun) J.Goff pass short middle to G.Everett to SEA 1 for 10 yards (B.McDougald).	P21
<u>1-1-SEA 1</u>	(6:33) T.Gurley up the middle to SEA 4 for -3 yards (SL.Griffin; B.McDougald).	
	Timeout #1 by LA at 05:51.	
2-4-SEA 4	(5:51) T.Gurley left tackle to SEA 2 for 2 yards (J.Reed).	
3-2-SEA 2	(5:08) T.Gurley left tackle for 2 yards, TOUCHDOWN.	R22
	C.Santos extra point is GOOD, Center-J.McQuaide, Holder-J.Hekker.	

LA 24 SEA 24, 9 plays, 64 yards, 5:30 drive, 9:56 elapsed

C.Santos kicks 65 yards from LA 35 to end zone, Touchback.

Seattle Seahawks at 5:04

1-10-SEA 25	(5:04) (Shotgun) C.Carson left end pushed ob at SEA 36 for 11 yards (L.Joyner; T.Hill).	R15
<u>1-10-SEA 36</u>	(4:36) G.Fant reported in as eligible. R.Wilson pass incomplete short right [A.Donald]. <i>Penalty on LA-M.Peters, Defensive Holding, offsetting, enforced at SEA 36 - No Play.</i> <i>Penalty on SEA-R.Wilson, Intentional Grounding, offsetting.</i>	
1-10-SEA 36	(4:30) G.Fant reported in as eligible. M.Davis up the middle to SEA 42 for 6 yards (M.Barron).	
2-4-SEA 42	(3:57) M.Davis up the middle to SEA 45 for 3 yards (S.Ebukam).	
3-1-SEA 45	(3:11) (Shotgun) C.Carson up the middle to LA 34 for 21 yards (L.Joyner; M.Peters).	R16
<u>1-10-LA 34</u>	(2:28) R.Wilson pass incomplete deep middle to D.Daniels (C.Littleton).	
2-10-LA 34	(2:23) (Shotgun) M.Davis left guard to LA 30 for 4 yards (J.Johnson).	
3-6-LA 30	(1:41) (Shotgun) R.Wilson pass deep right to D.Moore for 30 yards, TOUCHDOWN.	P17
	S.Janikowski extra point is GOOD, Center-T.Ott, Holder-M.Dickson.	

LA 24 SEA 31, 7 plays, 75 yards, 3:29 drive, 13:25 elapsed

M.Dickson kicks 52 yards from SEA 35 to LA 13. B.Countess to LA 26 for 13 yards (N.Thorpe). Drop kick.

Los Angeles Rams at 1:35, (1st play from scrimmage 1:30)

1-10-LA 26	(1:30) R.Woods right end to SEA 18 for 56 yards (SL.Griffin).	R23
<u>1-10-SEA 18</u>	(:56) (No Huddle) J.Goff pass incomplete short left to T.Higbee.	
	Timeout #2 by LA at 00:53.	
2-10-SEA 18	(:53) (Shotgun) J.Goff scrambles right end ran ob at SEA 15 for 3 yards (B.Mingo).	
3-7-SEA 15	(:14) (Shotgun) J.Goff pass short left to G.Everett to SEA 10 for 5 yards (B.Mingo).	

Los Angeles Rams vs Seattle Seahawks at CenturyField

END OF QUARTER

END OF QUARTER	Score	Time	First Downs				Efficiencies	
		Poss	R	P	X	T	3 Down	4 Down
Los Angeles Rams	24	7:05	3	3	0	6	1/2	0/0
Seattle Seahawks	31	7:55	4	3	0	7	4/4	0/0

Play By Play

Fourth Quarter

10/7/2018

Los Angeles Rams continued.

4-2-SEA 10	(15:00) (Shotgun) J.Goff pass incomplete short right to R.Woods.	
	<i>PENALTY on SEA-SL.Griffin, Defensive Pass Interference, 5 yards, enforced at SEA 10 - No Play.</i>	X24
<u>1-5-SEA 5</u>	(14:57) T.Gurley left guard for 5 yards, TOUCHDOWN.	R25
	C.Santos extra point is No Good, Wide Left, Center-J.McQuaide, Holder-J.Hekker.	

LA 30 SEA 31, 5 plays, 74 yards, 1 penalty, 1:41 drive, 0:06 elapsed

C.Santos kicks 66 yards from LA 35 to SEA -1. T.Lockett to SEA 18 for 19 yards (M.Brown).

PENALTY on LA, Illegal Formation, 5 yards, enforced at LA 35 - No Play.

C.Santos kicks 68 yards from LA 30 to SEA 2. T.Lockett to SEA 13 for 11 yards (B.Countess).

Seattle Seahawks at 14:54, (1st play from scrimmage 14:44)

1-10-SEA 13	(14:44) (Shotgun) C.Carson right tackle to SEA 31 for 18 yards (S.Ebukam, N.Robey).	R18
<u>1-10-SEA 31</u>	(14:04) (Shotgun) R.Wilson pass incomplete deep right to N.Vannett (M.Peters).	
2-10-SEA 31	(13:59) (Shotgun) M.Davis right tackle to SEA 31 for no gain (C.Littleton; M.Peters).	
3-10-SEA 31	(13:14) (Shotgun) R.Wilson sacked at SEA 25 for -6 yards (N.Suh).	
	<i>PENALTY on LA-N.Robey, Illegal Contact, 5 yards, enforced at SEA 31 - No Play.</i>	X19
<u>1-10-SEA 36</u>	(12:46) G.Fant reported in as eligible. M.Davis right tackle to SEA 35 for -1 yards (M.Barron; J.Johnson).	
	Timeout #1 by SEA at 11:58.	
2-11-SEA 35	(11:58) (Shotgun) C.Carson left end to SEA 36 for 1 yard (T.Hill).	
3-10-SEA 36	(11:16) (Shotgun) R.Wilson sacked at SEA 28 for -8 yards (N.Suh).	
4-18-SEA 28	(10:41) M.Dickson punts 54 yards to LA 18, Center-T.Ott, fair catch by R.Woods.	

Los Angeles Rams at 10:34

1-10-LA 18	(10:34) J.Goff pass incomplete deep right to J.Reynolds (J.Coleman).	
2-10-LA 18	(10:28) (Shotgun) J.Goff pass short left to K.Hodge to LA 32 for 14 yards (T.Flowers).	P26
<u>1-10-LA 32</u>	(9:49) T.Gurley left tackle to LA 38 for 6 yards (B.McDougald; B.Wagner).	
	Timeout #3 by LA at 09:04.	
2-4-LA 38	(9:04) (Shotgun) J.Goff pass short left to R.Woods to SEA 42 for 20 yards (J.Coleman).	P27
<u>1-10-SEA 42</u>	(8:36) (No Huddle) J.Goff pass short middle to R.Woods to SEA 25 for 17 yards (B.Mingo).	P28
<u>1-10-SEA 25</u>	(7:56) T.Gurley left tackle to SEA 24 for 1 yard (B.McDougald).	
2-9-SEA 24	(7:32) (No Huddle) R.Woods right tackle to SEA 27 for -3 yards (F.Clark).	
3-12-SEA 27	(6:49) (Shotgun) T.Gurley right guard to SEA 21 for 6 yards (B.Mingo; B.Wagner).	
4-6-SEA 21	(6:09) C.Santos 39 yard field goal is GOOD, Center-J.McQuaide, Holder-J.Hekker.	

LA 33 SEA 31, 9 plays, 61 yards, 4:29 drive, 8:55 elapsed
--

C.Santos kicks 67 yards from LA 35 to SEA -2. T.Lockett to SEA 22 for 24 yards (M.Brown).

Seattle Seahawks at 6:05, (1st play from scrimmage 5:57)

1-10-SEA 22	(5:57) (Shotgun) C.Carson left guard to SEA 24 for 2 yards (N.Suh; M.Brockers).	
2-8-SEA 24	(5:19) (Shotgun) R.Wilson pass deep middle to T.Lockett to LA 32 for 44 yards (T.Hill; N.Robey).	P20
<u>1-10-LA 32</u>	(4:28) (Shotgun) <i>PENALTY on SEA-G.Ifedi, False Start, 5 yards, enforced at LA 32 - No Play.</i>	
1-15-LA 37	(4:27) (Shotgun) M.Davis up the middle to LA 35 for 2 yards (M.Longacre; M.Barron).	
2-13-LA 35	(3:53) (Shotgun) M.Davis left tackle to LA 30 for 5 yards (T.Hill).	
	<i>PENALTY on SEA-D.Fluker, Offensive Holding, 10 yards, enforced at LA 35 - No Play.</i>	
2-23-LA 45	(3:49) (Shotgun) R.Wilson pass incomplete short right to T.Lockett (C.Littleton).	
3-23-LA 45	(3:45) (Shotgun) R.Wilson pass incomplete short right to T.Lockett.	
4-23-LA 45	(3:38) M.Dickson punts 24 yards to LA 21, Center-T.Ott, downed by SEA-T.Ott.	

Los Angeles Rams at 3:28

1-10-LA 21	(3:28) T.Gurley right tackle to LA 33 for 12 yards (T.Thompson).	R29
<u>1-10-LA 33</u>	(2:42) T.Gurley left tackle to LA 35 for 2 yards (J.Reed; S.Stephen).	

Two-Minute Warning

2-8-LA 35	(2:00) T.Gurley left end to LA 42 for 7 yards (B.McDougald).	
	Timeout #2 by SEA at 01:52.	
3-1-LA 42	(1:52) T.Gurley left guard to LA 42 for no gain (T.Thompson). Official measurement.	

Los Angeles Rams vs Seattle Seahawks at CenturyField

Timeout #3 by SEA at 01:39.

4-1-LA 42 (1:39) J.Goff up the middle to LA 44 for 2 yards (B.Mingo).

R30

1-10-LA 44 (1:06) J.Goff kneels to LA 43 for -1 yards.

2-11-LA 43 (:26) J.Goff kneels to LA 42 for -1 yards.

END OF QUARTER

	Score	Time Poss	First Downs				Efficiencies	
			R	P	X	T	3 Down	4 Down
Los Angeles Rams	33	8:03	3	3	1	7	0/2	1/1
Seattle Seahawks	31	6:57	1	1	1	3	0/2	0/0

Miscellaneous Statistics Report

Los Angeles Rams vs Seattle Seahawks

10/7/2018 at CenturyField

Ten Longest Plays for Los Angeles Rams

Yards	Qtr	Play Start	Play Description
56	3	1-10-LA 26	(1:30) R.Woods right end to SEA 18 for 56 yards (SL.Griffin).
35	2	1-10-SEA 44	(13:29) (No Huddle) J.Goff pass short middle to C.Kupp pushed ob at SEA 19 for 25 yards (T.Thompson) [Q.Jefferson]. PENALTY on SEA-Q.Jefferson, Roughing the Passer, 10 yards, enforced at SEA 19.
31	2	3-5-LA 25	(14:10) (Shotgun) J.Goff pass short middle to R.Woods to SEA 44 for 31 yards (T.Flowers).
27	1	1-10-LA 42	(4:24) J.Goff pass deep left to C.Kupp pushed ob at SEA 31 for 27 yards (B.McDougald).
22	3	2-9-LA 37	(9:47) (Shotgun) J.Goff pass deep middle to J.Reynolds to SEA 41 for 22 yards (SL.Griffin; T.Thompson).
20	4	2-4-LA 38	(9:04) (Shotgun) J.Goff pass short left to R.Woods to SEA 42 for 20 yards (J.Coleman).
19	1	2-16-SEA 37	(3:04) (Shotgun) J.Goff pass short left to T.Gurley pushed ob at SEA 18 for 19 yards (B.McDougald).
17	2	1-10-LA 45	(8:44) J.Goff pass short left to C.Kupp to SEA 38 for 17 yards (T.Flowers).
17	2	1-10-SEA 38	(7:56) (Shotgun) J.Goff pass short middle to T.Higbee to SEA 21 for 17 yards (T.Thompson). Caught after deflection by LA 18, credit Higbee 10 yds after catch
17	3	1-10-SEA 41	(9:16) (No Huddle) J.Goff pass deep left to J.Reynolds pushed ob at SEA 24 for 17 yards (T.Thompson).

Ten Longest Plays for Seattle Seahawks

Yards	Qtr	Play Start	Play Description
44	4	2-8-SEA 24	(5:19) (Shotgun) R.Wilson pass deep middle to T.Lockett to LA 32 for 44 yards (T.Hill; N.Robey).
39	2	1-10-LA 39	(9:19) G.Fant reported in as eligible. R.Wilson pass deep left to T.Lockett for 39 yards, TOUCHDOWN.
37	3	3-3-SEA 32	(13:42) (Shotgun) M.Davis up the middle pushed ob at LA 31 for 37 yards (J.Johnson).
32	1	1-10-LA 48	(7:48) R.Wilson pass short middle to N.Vannett to LA 16 for 32 yards (T.Hill).
30	3	3-6-LA 30	(1:41) (Shotgun) R.Wilson pass deep right to D.Moore for 30 yards, TOUCHDOWN.
21	3	3-1-SEA 45	(3:11) (Shotgun) C.Carson up the middle to LA 34 for 21 yards (L.Joyner; M.Peters).
20	1	2-17-SEA 18	(1:21) (Shotgun) R.Wilson pass short left to D.Moore to SEA 23 for 5 yards (T.Hill).
18	4	1-10-SEA 13	(14:44) (Shotgun) C.Carson right tackle to SEA 31 for 18 yards (S.Ebukam, N.Robey).
16	1	1-20-LA 26	(6:36) (Shotgun) C.Carson up the middle to LA 10 for 16 yards (L.Joyner; N.Robey).
15	2	3-10-SEA 47	(4:07) (Shotgun) R.Wilson pass short right to T.Lockett to LA 38 for 15 yards (M.Christian; M.Peters).

Touchdown Scoring Information

		Offense	Defense	Special Teams
VISITOR	Los Angeles Rams	4	0	0
HOME	Seattle Seahawks	4	0	0

Player Scoring Information

Club	Player	TD	Rush TD	Rec TD	KO TD	Punt TD	Int TD	Fum TD	Misc TD	FG	XP	2Pt Rush	2Pt Rec	Sfty	Points
LA	T.Gurley	0	3	0	0	0	0	0	0	0	0	0	0	0	18
LA	C.Santos	0	0	0	0	0	0	0	0	2	3	0	0	0	9
LA	C.Kupp	0	0	1	0	0	0	0	0	0	0	0	0	0	6
SEA	D.Moore	0	0	2	0	0	0	0	0	0	0	0	0	0	12
SEA	S.Janikowski	0	0	0	0	0	0	0	0	1	4	0	0	0	7
SEA	M.Davis	0	1	0	0	0	0	0	0	0	0	0	0	0	6
SEA	T.Lockett	0	0	1	0	0	0	0	0	0	0	0	0	0	6

Possession Detail

	First Half		Second Half		Game	
	Visitor	Home	Visitor	Home	Visitor	Home
Largest Lead	3	7	2	7	3	7
Drives Leading	0	0	1	1	1	1
Time of Possession Leading	0:00	0:00	3:28	4:20	3:28	4:20
Largest Deficit	-7	-3	-7	-2	-7	-3
Drives Trailing	2	2	3	1	5	3
Time of Possession Trailing	5:39	6:09	11:40	2:37	17:19	8:46
Times Score Tied Up		2		1		3
Lead Changes		4		3		7

Playtime Percentage

Percent of playtime per player on offense, defense and special teams

Los Angeles Rams						Seattle Seahawks					
		Offense	Defense	Special Teams				Offense	Defense	Special Teams	
A Whitworth	T	66 100%		6	20%	G Ifedi	T	60 100%		5	17%
A Blythe	G	66 100%		6	20%	D Brown	T	60 100%		5	17%
R Havenstein	T	66 100%		6	20%	J Sweezy	G	60 100%		5	17%
R Woods	WR	66 100%		2	7%	J Britt	C	60 100%		5	17%
J Goff	QB	66 100%				D Fluker	G	60 100%			
T Gurley	RB	66 100%				R Wilson	QB	60 100%			
J Sullivan	C	66 100%				D Baldwin	WR	53 88%			
R Saffold	G	66 100%				T Lockett	WR	52 87%		8	27%
T Higbee	TE	53 80%				N Vannett	TE	50 83%		10	33%
J Reynolds	WR	36 55%		7	23%	C Carson	RB	35 58%			
C Kupp	WR	36 55%		2	7%	D Moore	WR	31 52%		8	27%
B Cooks	WR	28 42%				M Davis	RB	25 42%		8	27%
K Hodge	WR	27 41%		2	7%	D Daniels	TE	20 33%		8	27%
G Everett	TE	16 24%				G Fant	T	12 20%		5	17%
J Mundt	TE	2 3%		12	40%	J Brown	WR	9 15%		18	60%
C Littleton	LB		60 100%	9	30%	B Marshall	WR	7 12%			
J Johnson	SS		60 100%			T Madden	FB	6 10%		19	63%
L Joyner	FS		60 100%			B McDougald	SS		66 100%	7	23%
M Peters	CB		60 100%			B Wagner	LB		66 100%	6	20%
A Donald	DT		58 97%	7	23%	S Griffin	CB		66 100%	6	20%
N Suh	NT		54 90%	8	27%	T Flowers	CB		66 100%	1	3%
M Brockers	DE		50 83%	7	23%	T Thompson	FS		65 98%	7	23%
T Hill	CB		50 83%	2	7%	B Mingo	LB		64 97%	25	83%
S Ebukam	LB		48 80%	8	27%	J Coleman	CB		63 95%	11	37%
M Barron	LB		48 80%			J Reed	DT		60 91%	6	20%
N Robey	CB		36 60%	8	27%	F Clark	DE		54 82%		
M Longacre	LB		29 48%	12	40%	Q Jefferson	DE		39 59%	6	20%
J Franklin	DE		16 27%			S Stephen	DT		38 58%	6	20%
M Christian	FS		11 18%	22	73%	B Jackson	DE		29 44%	6	20%
S Shields	CB		10 17%	16	53%	D Jordan	DE		22 33%		
E Westbrook	DT		8 13%			P Ford	DT		17 26%		
R Wilson	LB		1 2%	15	50%	J Martin	LB		4 6%	17	57%
J Lawler	LB		1 2%	14	47%	A Calitro	LB		4 6%	4	13%
B Hager	LB			24	80%	D Hill	FS		2 3%	19	63%
B Countess	SS			24	80%	N Thorpe	CB		1 2%	25	83%
D Hatfield	CB			19	63%	S Luani	SS			15	50%
M Kiser	LB			17	57%	M Dickson	P			13	43%
J Davis	RB			15	50%	M Alexander	SS			12	40%
C Santos	K			14	47%	S Griffin	LB			10	33%
M Brown	RB			14	47%	T Ott	LS			9	30%
J McQuaide	LS			7	23%	S Janikowski	K			7	23%
J Hekker	P			7	23%	J Hunt	C			6	20%
J Noteboom	T			6	20%	R Penny	RB			1	3%
B Allen	C			6	20%	A King	CB			1	3%
J Brown	G			6	20%						