

GAME NOTES




# CHIEFS KINGDOM

CHIEFS VS. RAIDERS





## CHIEFS TAKE ON RAIDERS IN AFC WEST DIVISIONAL MATCHUP



The Kansas City Chiefs return to Arrowhead Stadium for the first time since Nov. 3 to take on the Oakland Raiders in an AFC West clash. Kickoff is slated for 3:25 p.m. CT. The Chiefs are 11-2 against the Raiders since 2013 and have won the last four meetings against the club. The Chiefs hold a 24-3 (.889) mark against AFC West opponents since 2015 and have won three-straight AFC West titles.

Chiefs Head Coach Andy Reid owns 214 career victories (regular and post-season combined). He ranks sixth on the NFL's all-time wins list. Under Reid, the Chiefs have registered five 10-plus win seasons in six years and have qualified for the postseason five times. In seven seasons with the club, Reid has recorded 72 regular season wins, the highest combined win total of any head coach in franchise history in that time frame.

NFL MVP QB Patrick Mahomes has recorded a league-leading 7,905 yards, 69 touchdowns and only 14 INTs (+55 TD/INT differential) over the last two seasons. In 26 career games, he's notched an NFL-record 16 300+ passing yard performances, including six games this season. Mahomes has only thrown two INTs this season in 323 pass attempts. TE Travis Kelce owns 18 games with 100+ receiving yards and has caught at least one pass in 90 consecutive games. Since entering the league in 2016, WR Tyreek Hill ranks first among all NFL pass catchers with 51 receptions of 25+ yards. In his sixth NFL season, WR Sammy Watkins has averaged 15.0 yards per catch in his career, the 14th highest average in the NFL in that time span. Since 2009, RB LeSean McCoy has tallied a league-best 11,006 rushing yards and 14,779 scrimmage yards.

Defensively, the Chiefs added several new faces this offseason, including Defensive Coordinator Steve Spagnuolo, safety Tyrann Mathieu and DE Frank Clark. Mathieu has recorded two INTs this season and Clark has one interception, 5.0 sacks, three forced fumbles and one fumble recovery. The Chiefs have 32.0 sacks thus far this season, 21.0 of which have come over the last five weeks. The Chiefs finished tied for first in the NFL with 52.0 team sacks in 2018 and rank tied for eighth this season. KC has forced 16 turnovers thus far in 2019 (10 INTs, six fumbles), including four interceptions last week off Chargers QB Philip Rivers in the club's 24-17 victory.

On special teams, P Dustin Colquitt played in his 233rd game on Nov. 18, the most games played in a Chiefs uniform by anyone in team history. In his career he's landed 459 punts inside the 20 (only the third player in NFL history with 450+). K Harrison Butker has made 86 of his 97 career field goal attempts (88.7%) and 125 of 131 PATs (95.4%).

Following Sunday's game against the Raiders, KC travels to Foxborough to take on the Patriots. Kickoff at Gillette Stadium is slated for 3:25 p.m. CT.

Kansas City Chiefs (7-4) vs. Oakland Raiders (6-5)

Sunday, December 1, 2019 • 3:25 p.m. CT

Arrowhead Stadium • Kansas City, Missouri • CBS

### THIS WEEK'S MEDIA AVAILABILITY

Date	Practice	Coach	Media	Players
Tuesday, Nov. 26	No Media Availability			
Wednesday, Nov. 27	1:20 p.m.	Reid	11:45 a.m.	11:45 a.m.
Thursday, Nov. 28	10:10 a.m.	N/A	12:25 p.m.	12:25 p.m.
Friday, Nov. 29	12:15 p.m.	Reid	1:20 p.m.	1:20 p.m.
Saturday, Nov. 30	No Media Availability			
Sunday, Dec. 1	Chiefs vs. Raiders (Arrowhead) - 3:25 p.m. CT			

\* All times are approximate and subject to change with little or no notice. OC Bieniemy and DC Spagnuolo will speak Wednesday.

• The opponent conference call will take place on Wednesday. Raiders Head Coach Jon Gruden will call the work room at 3:15 p.m. CT.

### BROADCAST INFORMATION

**TV Coverage**  
CBS (KCTV5 Local)

**Play-by-Play:** Jim Nantz  
**Color:** Tony Romo  
**Sideline:** Tracy Wolfson

**Tico Sports (Kansas City)**  
**La Mega 1160 AM / 100.5 FM**  
Spanish Radio Broadcast

**Play-by-Play:** Enrique Morales  
**Color:** Oscar Monterroso  
**Sideline:** Hannah Bascham

**Chiefs FOX Football Radio Network**  
KCFX (101.1 FM)

**Play-by-Play:** Mitch Holthus  
**Color:** Kendall Gammon  
**Sideline:** BJ Kissel

**Chiefs Pregame & Postgame Show**  
KCFX (101.1 FM)

**Hosts:** Art Hains and Dan Israel

**Chiefs Twitter Accounts:** @Chiefs  
@ChiefsReporter @ChiefsPR @KC-Chiefs\_Matt @ArrowheadEvents

### CHIEFS MEDIA WEBSITE INFORMATION

The Kansas City Chiefs 2019 Media Guide is available on the Chiefs media information website, NFLOMG.com. In 2015, the club introduced an improved interactive online media guide that features an in-game statistics monitoring platform, in addition to the weekly press materials such as transcripts, weekly releases, bios, additional stats and more. The club's guide is updated weekly throughout the season to reflect the most up-to-date information. Media members can also access the Chiefs credential application through the site. To login, the username is **chiefsmedia** and the password is **chiefs**.

### DID YOU KNOW?

Chiefs Head Coach Andy Reid has compiled a 17-3 record in games immediately following his team's bye week. Reid is 10-1 in home contests after the break and 2-0 against the Raiders following the Bye Week. In his first 13 seasons as an NFL head coach, Reid's teams were a perfect 13-0 coming off the break.

### CHIEFS COMMUNICATIONS STAFF CONTACT INFORMATION

Ted Crews  
Brad Gee  
Luke Shanno  
Cydney Ricker  
Jordan Trgovac  
Hailey Herrick  
Danny Markino

Vice President of Communications  
Director of Football Communications  
Corporate Communications Manager  
Manager of Football Comm. & Admin.  
Communications Assistant  
Communications Seasonal Assistant  
Communications Seasonal Assistant

(816) 920-4359  
(816) 920-4349  
(816) 920-4351  
(816) 920-4352  
(816) 920-4353  
(816) 920-4403  
(816) 920-4355

tcrews@chiefs.nfl.com  
bgee@chiefs.nfl.com  
lshanno@chiefs.nfl.com  
cricker@chiefs.nfl.com  
jtrgovac@chiefs.nfl.com  
hherrick@chiefs.nfl.com  
dmarkino@chiefs.nfl.com

## CHIEFS VS. RAIDERS TEAM COMPARISON



Chiefs



Raiders

Record .....	7-4 .....	6-5 .....
Division Standing .....	1st (AFCW) .....	2nd (AFCW) .....
Turnover Margin (NFL Rank) .....	+5 (8th) .....	+1 (13th) .....

### Offense (NFL Rank)

Net Yards Per Game .....	396.1 (3rd) .....	356.8 (14th) .....
Yards Per Play .....	6.46 (2nd) .....	5.88 (7th) .....
Points Per Game .....	28.0 (4th) .....	20.7 (22nd) .....
Possession Average .....	28:53 (24th) .....	30:18 (15th) .....
Net Rushing Yards Per Game .....	94.4 (22nd) .....	122.7 (12th) .....
Net Passing Yards Per Game .....	301.7 (2nd) .....	234.1 (16th) .....
Had Intercepted/Yards .....	2/2 .....	6/42 .....
Sacks Allowed/Yards .....	19/-148 (T-5th) .....	16/-102 (2nd) .....
Fumbles/Lost .....	18/9 .....	15/6 .....
Third Down Pct. ....	45.3% (5th) .....	46.1% (4th) .....
Red Zone TD Pct. ....	50.0% (T-23rd) .....	59.5% (13th) .....
Giveaways .....	11 (6th) .....	12 (T-7th) .....

### Defense (NFL Rank)

Net Yards Per Game .....	375.7 (25th) .....	371.1 (24th) .....
Yards Per Play .....	5.63 (21st) .....	6.01 (28th) .....
Points Per Game .....	23.3 (19th) .....	25.8 (24th) .....
Net Rushing Yards Per Game .....	143.1 (30th) .....	104.3 (13th) .....
Net Passing Yards Per Game .....	232.6 (14th) .....	266.8 (28th) .....
Intercepted By/Yards .....	10/80 .....	8/159 .....
Sacks For/Yards .....	32/-250 (T-8th) .....	26/-197 (T-19th) .....
Opponent Fumbles/Lost .....	15/6 .....	11/5 .....
Third Down Pct. ....	37.1% (14th) .....	42.9% (23rd) .....
Red Zone TD Pct. ....	54.5% (T-12th) .....	64.9% (31st) .....
Takeaways .....	16 (T-9th) .....	13 (T-23rd) .....

### Special Teams (NFL Rank)

Punts-Average Yards (Gross) .....	44.2 (25th) .....	46.5 (7th) .....
Punts-Average Yards (Net) .....	41.5 (19th) .....	38.9 (28th) .....
Punt Returns-Average Per .....	7.9 (11th) .....	7.1 (16th) .....
Punt Returns-Average Per Allowed ...	4.0 (4th) .....	11.4 (32nd) .....
Kickoff Returns-Average Per .....	22.8 (15th) .....	25.1 (6th) .....
Kickoff Returns-Avg. Per Allowed .....	19.4 (3rd) .....	20.9 (9th) .....
Field Goals Made/Attempted .....	24/28 (T-9th) .....	11/15 (24th) .....

### Penalties (NFL Rank)

Penalties Against/Yards .....	78/738 (T-14th) .....	92/814 (T-29th) .....
Opp. Penalties Against/Yds .....	77/558 (20th) .....	68/579 (T-28th) .....

## CHIEFS VS. RAIDERS INDIVIDUAL COMPARISON



Chiefs



Raiders

### PASSING YARDS

Mahomes .....	2,808	Carr .....	2,621
Moore .....	659		

### RUSHING YARDS

McCoy .....	400	Jacobs .....	957
Dam. Williams .....	309	Washington .....	151

### RECEIVING YARDS

Kelce .....	833	Waller .....	707
Hill .....	543	T. Williams .....	480
Watkins .....	538	Renfrow .....	396
Hardman .....	450	Richard .....	217

### POINTS SCORED

Butker .....	104	Carlson .....	60
Hardman .....	30	Jacobs .....	42
Hill .....	30	T. Williams .....	30
Three Tied .....	24	Moreau .....	24

### INTERCEPTIONS

Mathieu .....	2	Harris .....	3
Ward .....	2	Five Tied .....	1
Six Tied .....	1		

### SACKS

Ogbah .....	5.5	Crosby .....	7.5
Clark .....	5.0	Mayowa .....	7.0
Jones .....	5.0	Ferrell .....	3.5
Kpassagnon .....	3.0	Hurst .....	2.5
Okafor .....	3.0	Key .....	2.0

### DEFENSIVE TACKLES

Wilson .....	65	Whitehead .....	80
Hitchens .....	61	Morrow .....	55
Ward .....	55	Harris .....	48
Mathieu .....	50	Joseph .....	48

### KICKOFF RETURNS (AVG.)

Hardman .....	18 (23.0)	Davis .....	17 (22.3)
---------------	-----------	-------------	-----------

### PUNT RETURNS (AVG.)

Thomas* .....	13 (4.2)	Davis .....	12 (9.0)
Hardman .....	8 (14.8)		

### FIELD GOALS

Butker .....	24/28 (85.7%)	Carlson .....	11/15 (73.3%)
--------------	---------------	---------------	---------------

### PUNTS (GROSS/NET AVG.)

Colquitt .....	37 (44.2/41.5)	Cole .....	48 (46.5/38.9)
----------------	----------------	------------	----------------

\*Player no longer with team

## CHIEFS VS. RAIDERS SERIES HISTORY

• The Kansas City Chiefs and Oakland Raiders will meet for the 119th time in the regular season in the history of the two franchises. The Chiefs will look to win their fifth-consecutive matchup against the Raiders and claim their 10<sup>th</sup> victory in the last 11 meetings with Oakland.

• The Chiefs have a 64-52-2 (.551) all-time regular season advantage over the Raiders and a 28-19 (.596) mark in games played at Arrowhead Stadium. With a victory, the Chiefs would accumulate their 65<sup>th</sup> all-time regular season win over the Raiders, which would be the most regular season victories over a single opponent in franchise history.

• Andy Reid and Jon Gruden have met on eight occasions all-time as head coaches, with each coach winning four of the matchups. Reid holds the regular season advantage, 4-3, with Gruden winning the lone postseason bout (2002). Since Gruden returned to coach the Raiders in 2018, Reid is 3-0.

### CHIEFS VS. RAIDERS SERIES HISTORY (LAST 10 GAMES)

Date	Result	Of Note
12/14/2014*	W, 31-13	KC: Thomas: 81-yards punt return TD; Smith: 2 TDs.
12/6/2015	W, 34-20	KC: 20 unanswered points in the 4Q.
1/3/2016*	W, 23-17	KC: Smith: 2 TDs; ST: Punt blocked for a safety.
10/16/2016	W, 26-10	KC: Offense: 3 rushing TDs, 406 total yards.
12/8/2016*	W, 21-13	KC: Hill: 78-yard punt return TD.
10/19/2017	L, 30-31	OAK: Carr: GW TD pass, 417 pass. yds. and 3 TDs.
12/10/2017*	W, 26-15	KC: Butker: 4-for-4 FGs.
12/2/2018	W, 40-33	KC: Mahomes: 4 pass. TDs; Kelce: 168 rec. yds., 2 TDs.
12/30/2018*	W, 35-3	KC: Sorenson: 54-yard INT ret. TD; Mahomes: 2 TDs
9/15/2019	W, 28-10	KC: Mahomes: 4 pass. TDs (2Q); Robinson: 172 rec. yds.

\*at Arrowhead Stadium

## CHIEFS HEAD COACH ANDY REID



Reid is in his 28th NFL season, 21st as a head coach and seventh with the Chiefs. In seven seasons with the club he's tallied 72 wins, more victories than any other head coach in franchise history in that timeframe.

Under Reid, the Chiefs have made the playoffs five of six seasons. The club earned three straight AFC West titles (2016-18) for the first time in franchise history. In 2018 the Chiefs earned the number one seed in the AFC playoffs with a 12-4 record. The Chiefs defeated the Colts 31-13 in the divisional round to advance to the AFC Championship Game. KC finished 10-6 in 2017. In 2016, Kansas City went 12-4 and won the AFC West, earning a first-round bye in the playoffs. In 2015, the Chiefs won their first playoff game since 1994, defeating the Texans 30-0. The team finished 11-5 after a 1-5 start in 2015. It was the greatest turnaround in a single-season in NFL history. In 2013, Reid led the Chiefs to an 11-5 record marking the greatest single-season turnaround in franchise history after the team finished 2-14 in 2012. Reid boasts a career record of 202-128-1 (.612) in the regular season. He also owns an 12-14 postseason record. Prior to joining the Chiefs, Reid led the Eagles to a 130-93-1 (.583) regular season record during his 14 seasons as head coach. He led the Eagles franchise to one Super Bowl appearance. When you include his time as an NFL assistant coach, his teams have made the playoffs 20 times (20-18 record), and he has coached in three Super Bowls, eight NFC Championships and one AFC Championship. Reid spent seven seasons as an assistant coach with the Green Bay Packers under Head Coach Mike Holmgren. Prior to joining the NFL ranks, Reid's final collegiate stop was the University of Missouri (1989-91). Prior to his stint with the Tigers, Reid spent two years working with the offensive line at the University of Texas – El Paso, and before that, he held the same position with Northern Arizona. In 1983, Reid took the position of offensive coordinator and offensive line coach at San Francisco State (1983-85). A tackle/guard at Brigham Young University from 1979-81, Reid entered the coaching ranks as a graduate assistant at BYU in 1982.

<b>NFL Head Coach:</b>	21st Year	<b>Record w/ KC:</b>	72-35 (.673)
<b>NFL Coach Overall:</b>	28th Year	<b>Record w/ PHI:</b>	130-93-1 (.583)
<b>NFL Overall:</b>	214-142-1 (.601)	<b>Record vs. OAK:</b>	12-4 (.750)
<b>Reg. Season:</b>	202-128-1 (.612)	<b>College:</b>	BYU ('81)
<b>Postseason:</b>	12-14 (.462)	<b>Hometown:</b>	Los Angeles

### ANDY REID'S CAREER PATH

1979-82	BYU	Tackle/Guard ('79-81) Graduate Assistant ('82)
1983-85	San Francisco State	Offensive Coordinator/ Offensive Line
1986	Northern Arizona	Offensive Line
1987-88	Texas-El Paso	Offensive Line
1989-91	Missouri	Offensive Line
1992-98	Green Bay Packers	Tight Ends / Offensive Line ('92-96) Quarterbacks ('97-98)
1999-12	Philadelphia Eagles	Head Coach ('99-00) HC/Exec. V.P. Football Ops ('01-12)
2013-19	Kansas City Chiefs	Head Coach



### ANDY REID'S HARDWARE



Super Bowls

96  
Conference Titles

95 96 97 01 02 03  
04 06 10 16 17 18  
Division Titles

## RAIDERS HEAD COACH JON GRUDEN



Jon Gruden was named head coach of the Oakland Raiders for the second time in his career on January 2, 2018. He was first introduced as head coach 22 years ago, serving four seasons with the Raiders from 1998-2001. Gruden returned to coaching after spending nearly a decade in broadcasting. Gruden compiled a 95-81 (.540) regular season mark in 11 seasons as a head coach with the Raiders and the Tampa Bay Buccaneers (2002-08), and a 5-4 record (.556) in postseason contests, which includes a victory in Super Bowl XXXVII.

Gruden spent seven seasons as head coach of the Tampa Bay Buccaneers, finishing his time there as the winningest coach in franchise history by compiling a 57-55 (.509) regular-season record, three division titles and a 3-2 mark in the postseason. Prior to beginning his initial tenure in Oakland, Gruden was a seven-year NFL assistant, helping his teams qualify for the playoffs five times. Gruden spent three seasons (1995-97) as offensive coordinator for the Philadelphia Eagles. Before joining Philadelphia, Gruden held a three-year stint at Green Bay (1992-94). Gruden worked as offensive assistant to head coach George Seifert with the San Francisco 49ers in 1990, helping the 49ers to a 14-2 record and an NFC Championship Game appearance.

Gruden got his coaching start as a graduate assistant at the University of Tennessee (1986-87), helping the Volunteers to a 17-7-1 record and victories in both the Liberty Bowl and Peach Bowl. Gruden then spent a year at Southeast Missouri State as a passing game coordinator. Following his time at Southeast Missouri State, Gruden served a two-year stint as a wide receivers coach at the University of the Pacific (1989) and the University of Pittsburgh (1991). Born August 17, 1963 in Sandusky, Ohio, Gruden attended South Bend (Ind.) Clay High School and was a three-year letterman at quarterback at the University of Dayton where he helped the Flyers to a 24-7 record in three years.

<b>NFL Head Coach:</b>	13th Year	<b>Record w/ OAK:</b>	48-43 (.527)
<b>NFL Coach Overall:</b>	20th Year	<b>Record vs. KC :</b>	7-6 (.538)
<b>NFL Overall:</b>	110-102 (.519)	<b>College:</b>	Dayton ('85)
<b>Regular Season:</b>	105-98 (.517)	<b>Hometown:</b>	Sandusky, Ohio
<b>Postseason:</b>	5-4 (.556)		

### JON GRUDEN'S CAREER PATH

1982-85	University of Dayton	Quarterback
1986-87	University of Tennessee	Graduate Assistant
1988	Southeast Missouri State	Passing Game Coordinator
1989	University of the Pacific	Wide Receivers
1990	San Francisco 49ers	Offensive Assistant
1991	University of Pittsburgh	Wide Receivers
1992-94	Green Bay Packers	Offensive Assistant ('92) Wide Receivers ('93-94)
1995-97	Philadelphia Eagles	Offensive Coordinator
1998-2001	Oakland Raiders	Head Coach
2002-08	Tampa Bay Buccaneers	Head Coach
2018-19	Oakland Raiders	Head Coach



### JON GRUDEN'S HARDWARE



Super Bowls

02  
Conference Titles

90 00 01 02 05 07  
Division Titles

## CHIEFS VS. RAIDERS CONNECTIONS

### Professional

• Chiefs **Head Coach Andy Reid** and Raiders **Head Coach Jon Gruden** coached together on the Green Bay Packers offensive coaching staff from 1992-94, helping the Packers secure two playoff appearances and two playoff wins.

• Chiefs **Offensive Coordinator Eric Bieniemy** served as the RBs Coach at UCLA from 2004-05 under current Raiders **OL Coach Tom Cable**. **Cable** later prepped Chiefs **DE Frank Clark** from 2015-17 on the Seahawks.

• Chiefs **Defensive Coordinator Steve Spagnuolo** served in the same role with the New Orleans Saints in 2012, the same season Raiders **TEs Coach Frank Smith** served as an Offensive Assistant.

• Raiders **Asst. Head Coach/Special Teams Coordinator Rich Bisaccia** coached the group of Chiefs **CB Morris Claiborne**, **LB Anthony Hitchens** and **LB Damien Wilson** and Raiders **LB Kyle Wilber** in the same role with the Dallas Cowboys from 2015-16.

• Chiefs **DT Mike Pennel** played for Raiders **Senior Defensive Asst. Mike Trgovac** as a member of the Green Bay Packers from 2014-16.

• Chiefs **WRs Coach Greg Lewis** was an Offensive Asst. under current Raiders **Senior Offensive Asst. John Morton** with the Saints in 2015.

• Raiders **DL Coach Brentson Buckner** helped develop Chiefs **S Tyrann Mathieu** from 2013-17 as a member of the Arizona Cardinals coaching staff.

• Raiders **Offensive Coordinator Greg Olson** prepped Chiefs **WR Sammy Watkins** in 2017 with the Los Angeles Rams. Olson also coached Chiefs **QB Chad Henne** in 2012 and again from 2015-16 in Jacksonville.

• Chiefs **Asst. Special Teams Coach Rod Wilson** and Raiders **Asst. Special Teams Coach Byron Storer** were teammates on the Tampa Bay Buccaneers from 2008-09.

• Raiders **QB DeShone Kizer** was teammates with Chiefs **CB Bashaud Breeland** in 2018 on the Packers.

### Former Raiders

• Chiefs **G Stefen Wisniewski** was a second-round draft choice by Oakland in 2011. **Wisniewski** played for the Raiders until 2014.

### Former Chiefs

• Raiders **DT Terrell McClain** (2019) and **C Rodney Hudson** (2011-14) spent time on the Chiefs roster.

### College

• Kansas City **WR Demarcus Robinson** was teammates with Oakland **T Trent Brown** and **T David Sharpe** at Florida from 2013-14.

• Chiefs **LB Dorian O'Daniel** were teammates with Raiders **DE Clelin Ferrell**, **CB Trayvon Mullen** and **WR Hunter Renfrow** at Clemson from 2016-17, helping the Tigers reach the College Football Playoff both seasons.

• Raiders **RB Josh Jacobs** and Alabama was defeated by Clemson's **Ferrell**, **Mullen**, **O'Daniel** and **Renfrow** in the 2017 CFP National Championship, granting Clemson their program's first National Championship since 1981.

• Chiefs **QB Patrick Mahomes** and Raiders **RB DeAndre Washington** were teammates at Texas Tech from 2014-15.

• Chiefs **G Andrew Wylie** was teammates with Raiders **DE Maxx Crosby** in 2016 at Eastern Michigan University.

### Hometown

• Chiefs **TEs Coach Tom Melvin** (Redwood City, Calif.) and **OLBs Coach Britt Reid** (San Francisco, Calif.) are Bay Area natives.

• Raiders **TE Foster Moreau** and **Mathieu** are both natives of New Orleans, La. Both **Moreau** and **Mathieu** attended Louisiana State University, and **Moreau** was teammates with Marrearo, La., native and Chiefs **RB Darrel Williams** at LSU from 2015-17.

## WHAT TO WATCH FOR...

• As a unit, the Kansas City Chiefs will aim to achieve the franchise's fourth-consecutive AFC West Division title in 2019, potentially extending a club record for consecutive division crowns since the team's inception in 1960.

• With 167 receiving yards, **TE Travis Kelce** (833 rec. yards) would become the first TE in NFL history to record four consecutive 1,000-yard receiving seasons.

• **Kelce's** mark would also match Pro Football Hall of Fame TE Tony Gonzalez, Cowboys TE Jason Witten and former Patriots TE Rob Gronkowski for the most career 1,000-receiving yard seasons (four) in league annals by a TE.

• With 100 receiving yards in Week 13, **Kelce** would tally his 19<sup>th</sup> career game of the like, which would tie Chiefs Hall of Fame WR Otis Taylor for the second-most in club history.

• 100 receiving yards for **Kelce** in Week 13 would also tie PFHOF TE Shannon Sharpe (19 games) for the sixth-most 100-yard outings by a TE in NFL history.

• **QB Patrick Mahomes'** 446-passing yard output in Week 10 marked his 16<sup>th</sup> career outing with 300-yards passing. With a performance of the like in Week 13, **Mahomes** would match QB Kurt Warner (17) for the second-most 300-yard passing games in a QB's first three seasons in league history.

• With a 110.0+ passer rating in each of the final five regular season games, **Mahomes** would match Seahawks QB Russell Wilson (21) for the most games of the like in a QB's first three seasons in NFL history.

• With six passing TDs prior to Week 17 of the 2019 regular season, **Mahomes** would become the fastest QB in NFL history to 75 career passing TDs (Pro Football HOF QB Dan Marino; 31 career games played).

• With one pass reception, **RB LeSean McCoy** (499) would hit the 500-career reception milestone. **McCoy**, who ranks 13<sup>th</sup> all-time in NFL history for catches by a running back, would become just the fourth RB since 2000 to accumulate 500 career receptions.

• With 230 rushing yards, **McCoy** would tie Pro Football HOF RB O.J. Simpson (11,236) to rank 21<sup>st</sup> on the NFL's all-time rushing list. With 236 yards, **McCoy** would surpass both Simpson and RB Corey Dillon (11,241) to rank in the top-20 on the all-time rushing chart.

• **WR Tyreek Hill** leads the NFL in catches of 25-plus yards since entering the league in 2016 (51). **Hill** is 16 receptions of 25-plus yards away from passing PFHOF TE Tony Gonzalez (66) for the most in club annals (since 1994).

• **WR Mecole Hardman** recorded his fifth-career receiving TD in Week 10. With another TD reception this season, **Hardman** would tie the single-season franchise record for most receiving TDs by a Chiefs rookie WR (6). With three receiving TDs in 2019, **Hardman** would match TE Marc Boerigter (2002; 8) for the most receiving TDs by a Chiefs player in their first season in club history.

• **RB Damien Williams'** 91-yard rushing TD vs. Minnesota (11/3) marked the longest rushing score of the season in the NFL thus far. With another TD from scrimmage of at least 90 yards, the Chiefs would become just the second team (2011 NYG) since 2000 to record two scores from scrimmage of 90-plus yards in a single season.



• With another fumble return TD this season, the 2019 Chiefs defensive unit would have the most fumble return TDs in a single season since 2017 (three) and the second-most since 1999 (four).

• Another four-INT performance for the Chiefs defense would mark the unit's second of the season (Week 11), which would tie for the most games (two) with at least four INTs in a single season in club annals since 2002.



• **K Harrison Butker** (104) logged his third-consecutive season with at least 100 points in Week 11. With 38 points, **Butker** would match his own Chiefs franchise record (2017; 142) for most points scored in a single season by a K.

• **P Dustin Colquitt** has placed 18 punts inside of the opponent's 20-yard line thus far this season, giving the 15-year Chiefs veteran 459 for his career. With 10 punts landing inside of the opponent's 20-yard line, **Colquitt** would tie P Shane Lechler (469) for the second-most in NFL history.

## 2019 CHIEFS TEAM STATS & RANKINGS

CATEGORY	TOTAL		
Total Offense	396.1	2nd	3rd
Rush Offense	94.4	10th	22nd
Pass Offense	301.7	1st	2nd
Total Defense	375.7	14th	25th
Rush Defense	143.1	14th	30th
Pass Defense	232.6	8th	14th
Points/Game	28.0	2nd	4th
Opp. Pts./Game	23.3	11th	14th

## 2019 CHIEFS INDIVIDUAL STATS & RANKINGS

CATEGORY	PLAYER	TOTAL		
Scoring (NK)	Hardman / Hill	30	T-16th	T-38th
Rushing Yards	McCoy	400	17th	34th
Pass. Rating	Mahomes	110.0	3rd	5th
Receptions	Kelce	63	T-5th	T-12th
Rec. Yards	Kelce	833	5th	13th
Interceptions	Mathieu / Ward	2	T-13th	T-24th
Punting Avg.	Colquitt	44.2	12th	24th
Punt Ret. Avg.	Hardman	14.8	1st	1st
KO Ret. Avg.	Hardman	23.0	4th	7th
Sacks	Ogbah	5.5	T-17th	T-37th

## REID OFF THE BYE

Chiefs Head Coach Andy Reid has compiled a 17-3 record in games immediately following his team's bye week. Reid is 10-1 in home contests after the break and 2-0 against the Raiders following the Bye Week.

## REID'S RECORD COMING OFF THE BYE WEEK

Date	Opponent	Result	10/11/09	TB	W, 33-14
1/2/00	STL	W, 38-31	11/7/10	IND	W, 26-24
12/24/00	CIN	W, 16-7	10/30/11	DAL	W, 34-7
10/22/01	@ NYG	W, 10-9	10/28/12	ATL	L, 17-30
10/20/02	TB	W, 20-10	11/17/13	@ DEN	L, 27-17
9/28/03	@ BUF	W, 23-13	10/19/14	@ SD	W, 23-20
10/17/04	CAR	W, 30-8	11/15/15	@ DEN	W, 29-13
10/23/05	SD	W, 20-17	10/16/16	@ OAK	W, 26-10
11/12/06	WAS	W, 27-3	11/19/17	@ NYG	L, 9-12
10/14/07	@ NYJ	W, 16-9	12/2/18	@ OAK	W, 40-33
10/26/08	ATL	W, 27-14			



## CHIEFS ALL-TIME VS. AFC WEST OPPONENTS

### OVERALL (REG. SEASON)

Team	Record	Pct.	Longest Win Streak
Denver	64-54-0	.542	11 (1964-1969)
LA Chargers	62-55-1	.530	9 (2014-2018)
Oakland	64-52-2	.551	9 (2003-2007)

### AT HOME (REG. SEASON)

Team	Record	Pct.	Longest Win Streak
Denver	39-19-0	.672	14 (1960-1973)
LA Chargers	35-24-0	.593	7 (1997-2003)
Oakland	34-24-1	.585	10 (1989-1998)

### ON THE ROAD (REG. SEASON)

Team	Record	Pct.	Longest Win Streak
Denver	25-35-0	.417	5 (2015-Current, 1965-1969)
LA Chargers	27-31-1	.466	6 (1972-1977)
Oakland	30-28-1	.517	7 (2003-2009)

## AFC WEST STANDINGS

Team	W	L	Pct.	PF	PA	Streak
Kansas City Chiefs	7	4	.636	308	256	Won 1
Oakland Raiders	6	5	.545	228	284	Lost 1
Los Angeles Chargers	4	7	.364	224	218	Lost 2
Denver Broncos	3	8	.273	175	217	Lost 2

## CHIEFS 2019 SCHEDULE

Date	Opponent	Time	Network
Sun, Sept. 8	at Jacksonville Jaguars	Noon	W, 40-26
Sun, Sept. 15	at Oakland Raiders	3:05 p.m.	W, 28-10
<b>Sun, Sept. 22</b>	<b>Baltimore Ravens</b>	<b>Noon</b>	<b>W, 33-28</b>
Sun, Sept. 29	at Detroit Lions	Noon	W, 34-30
<b>Sun, Oct. 6</b>	<b>Indianapolis Colts*</b>	<b>7:20 p.m.</b>	<b>L, 19-13</b>
<b>Sun, Oct. 13</b>	<b>Houston Texans*</b>	<b>Noon</b>	<b>L, 31-24</b>
Thurs, Oct. 17	at Denver Broncos	7:20 p.m.	W, 30-6
<b>Sun, Oct. 27</b>	<b>Green Bay Packers*</b>	<b>7:20 p.m.</b>	<b>L, 31-24</b>
<b>Sun, Nov. 3</b>	<b>Minnesota Vikings*</b>	<b>Noon</b>	<b>W, 26-23</b>
Sun, Nov. 10	at Tennessee Titans*	Noon	L, 35-32
Mon, Nov. 18	at LA Chargers (Mex)	7:15 p.m.	W, 24-17
Sun, Nov. 24	BYE WEEK	-----	-----
<b>Sun, Dec. 1</b>	<b>Oakland Raiders*</b>	<b>3:25 p.m.</b>	<b>CBS</b>
Sun, Dec. 8	at New England Patriots*	3:25 p.m.	CBS
<b>Sun, Dec. 15</b>	<b>Denver Broncos*</b>	<b>Noon</b>	<b>CBS</b>
Sun, Dec. 22	at Chicago Bears*	7:20 p.m.	NBC
<b>Sun, Dec. 29</b>	<b>LA Chargers*</b>	<b>Noon</b>	<b>CBS</b>

Home games in bold; all kickoffs are Central Time.

\* Subject to Flexible Scheduling

Flexible scheduling will be used in Weeks 11-17. Additionally, in Weeks 5-10, flexible scheduling may be used in no more than two weeks. In Weeks 5-16, the schedule lists the games tentatively set for Sunday Night Football on NBC. Only Sunday afternoon games are eligible to be moved to Sunday night, in which case the tentatively scheduled Sunday night game would be moved to an afternoon start time. A flexible scheduling move would be announced at least 12 days before the game. For Week 17, the Sunday night game will be announced no later than six days prior to December 29.

## MCCULLOUGH'S AMAZING STORY

Kansas City Chiefs Running Backs Coach Deland McCullough was featured on ESPN's E:60, highlighting his inspirational journey to discovering his birth parents.

The feature, which aired on Sunday, Sept. 2, 2018, documents the life of McCullough, who was adopted at birth, and his search for his biological parents that spanned more than 40 years. That alone makes for a powerful story, but as it turns out, McCullough was already plenty familiar with his biological father – a man he had known since he was a kid, a man that was a mentor and father-figure who goes by the name of Sherman Smith. It's a story that defies the odds as his father was unaware that he had a son, but still served as an instrumental figure throughout McCullough's life.

"If you would have told me to pick who my father was, there's no way I would have picked him because I might have thought I wasn't worthy for him to be my father," McCullough said. "I felt like my blessings came full circle because I'd always wanted to be somebody like him."



## THE BEST IN CHIEFS HISTORY

Now in his seventh season as head coach in Kansas City, Andy Reid is the club's third-longest tenured head coach trailing only Pro Football Hall of Fame Coach Hank Stram (15 years) and Marty Schottenheimer (10 years). In his first seven seasons as Head Coach of the Chiefs, Reid has coached the team to a 72-35 record in 107 regular season games. His 67.3 winning percentage is the top mark in franchise history for any coach in his first seven seasons leading the club. Marty Schottenheimer is second on that list, leading his Chiefs teams to a 60-35-1 (63.0%) record in his first six seasons. In Reid's 107 total games with the Chiefs, he has registered a 38-15 (71.7%) record at home and a 34-20 (63.0%) record on the road.

### MOST REGULAR SEASON WINS, FIRST 7 YEARS WITH CHIEFS

Rk.	Name	Yr. 1	Yr. 2	Yr. 3	Yr. 4	Yr. 5	Yr. 6	Yr. 7	Tot. Rec.	Pct.
1.	Reid	11-5	9-7	11-5	12-4	10-6	12-4	7-4	72-35	.673
2.	Schottenheimer	8-7-1	11-5	10-6	10-6	11-5	9-7	13-3	72-39-1	.647
3.	Vermeil	6-10	8-8	13-3	7-9	10-6	--	--	44-36	.550
4.	Stram	8-6	6-8	11-3	5-7-2	7-7	7-5-2	11-2-1	55-38-5	.587

Amongst active NFL head coaches with their current team, Reid is the eighth-longest tenured coach and his 67.3 regular season win percentage is second only to NE's Bill Belichick (74.6%) amongst head coaches with at least three seasons at the helm.



## HE WINS AT HOME AND ON THE ROAD

No matter where his team is playing, home or away, Chiefs Head Coach Andy Reid is consistent. Through 21 seasons and 331 games, Coach Reid has a similar record on the road as he does at home.

Home Record	Road Record	Total
103-62 (.624)	99-66-1 (.599)	202-128-1 (.612)

## KEYS TO SUCCESS

During the 2018 season, Kansas City had 539 successful plays out of 988 overall attempts for a 54.6 percent success rate on offense, which ranked tied for second in the National Football League. The Chiefs have continued the trend through Week 12, ranking top-five in the AFC for percentage of successful plays.

### 2019 AFC LEADERS SUCCESSFUL PLAYS

Rk.	Team	Successful Play Pct.
1.	BAL	54.7%
2.	HOU	53.7%
3.	OAK	51.7%
4.	KC	51.4%
5.	IND	50.3%

## HIGH EFFICIENCY

The Chiefs offense under Reid has been efficient in producing quality yardage with their time of possession. Last season, the Kansas City offense led the league with an average of 6.84 yards per play, nearly a full-half yard better than the next best team, and 1.24 yards greater than the league average. Through Week 12, the Chiefs offense is leading the AFC (2nd in NFL) in yards per play.

### 2019 NFL LEADERS, YARDS PER PLAY

Rk.	Team	Off. Yds/Play
1.	DAL	6.60
2.	KC	6.46
3.	BAL	6.40
4.	MIN	6.07
5.	HOU	6.01

## CHIEFS ASSISTANT COACHES

### OFFENSIVE STAFF

**Eric Bieniemy**  
Offensive Coordinator

**Joe Bleymaier**  
Pass Game Analyst/Assistant Quarterbacks

**Andy Heck**  
Offensive Line

**Mike Kafka**  
Quarterbacks

**Greg Lewis**  
Wide Receivers

**Corey Matthaui**  
Assistant Offensive Line

**Deland McCullough**  
Running Backs

**Tom Melvin**  
Tight Ends

**David Girardi**  
Offensive Quality Control

### DEFENSIVE STAFF

**Steve Spagnuolo**  
Defensive Coordinator

**Matt House**  
Linebackers

**Brendan Daly**  
Run Game Coordinator/Defensive Line

**Britt Reid**  
Linebackers/Outside Linebackers

**Dave Merritt**  
Defensive Backs

**Sam Madison**  
Defensive Backs/Cornerbacks

**Terry Braden**  
Defensive Quality Control

**Alex Whittingham**  
Defensive Quality Control

**Connor Embree**  
Defensive Assistant

### SPECIAL TEAMS STAFF

**Dave Toub**  
Assistant Head Coach/Special Teams Coordinator

**Rod Wilson**  
Assistant Special Teams

### MISCELLANEOUS

**Barry Rubin**  
Head Strength and Conditioning

**Travis Crittenden**  
Assistant Strength and Conditioning

**Ryan Reynolds**  
Assistant Strength and Conditioning

**Greg Carbin**  
Assistant Strength and Conditioning

**Mike Frazier**  
Statistical Analysis Coordinator

**Porter Ellett**  
Senior Assistant to Head Coach

## 2019 CHIEFS OFFENSIVE RANKINGS

Category	NFL Rank	Value
Pct. of 1st Down Plays Gaining 4+ Yds	10th	49.5%
Avg. Yards on 1st Downs	1st	6.74 yards
1st and Goal Inside 5 Yard Giveaways	T-1st	0 giveaways
2nd Down Conversion Pct.	9th	34.7%
3 and Out Pct.	T-3rd	12.8%
3rd Down Conversion Pct.	5th	45.3%
3rd and 1 Conversion Pct.	T-10th	77.8%
3rd and >6 Conversion Pct.	8th	28.1%
3rd and 4-6 Yard Conversion Pct.	1st	66.7%
4th Down Conversion Pct.	T-7th	62.5%
4th and >6 Yard Conversion Pct.	T-5th	50.0%
4th and <4 Yard Conversion Pct.	T-7th	66.7%
Passer Rating in Blitz Situations	2nd	132.53 rating
Points on 1st Offensive Possession	T-7th	31 points
20+ Yard Completions	3rd	47 completions
Pct. of Dropped Passes	9th	3.6%
Field Goal Percentage	T-9th	85.7%
Avg. Starting Field Position	10th	29.3 yard line
Avg. Starting Field Position - Away	5th	31.4 yard line
Total First Downs	T-8th	240 first downs
Total Giveaways	6th	11 giveaways
Goal-to-Go Giveaways	T-1st	0 giveaways
Pct. of 20+ Yard Kickoff Returns	7th	67.9%
Kickoff Touchback Percentage	8th	73.1%
Misc. Touchdowns Scored	T-10th	2 touchdowns
Net Passing Yards Per Game	2nd	301.7 yards
Offensive Points Scored	3rd	294 points
Offensive Scoring Efficiency	2nd	47.9%
Opp. Interception Returns of 20+ Yds	T-1st	0 returns allowed
Opp. Takeaways	6th	11 takeaways
Passer Rating	4th	107.8 rating
Yards Per Game	3rd	396.1 yards
Passing First Downs Made	6th	151 first downs
Yards After Catch	1st	1,746 yards
Pct. of 1st Down Pass Plays of 4+ Yds	10th	54.9%
Passer Rating on Attempts 21+ Air Yds	6th	115.8 rating
Plays of 10+ Yards	T-10th	152 plays
Plays of 20+ Yards	1st	56 plays
Plays of 20+ Yards (past 8 games)	T-10th	35 plays
Points Scored on 1st Off. Possessions	T-7th	31 points
Punt Returns of 20+ Yards	T-3rd	2 returns
Points on Drives of <4 Plays	5th	48 points
Turnover Pct. on Drives of <4 Plays	4th	2.6%
Red Zone Giveaways	T-5th	1 giveaways
Red Zone Successful Play Pct.	10th	48.0%
Rushing Plays of 20+ Yards	T-9th	9 rushes
Rushing Plays of 50+ Yards	T-9th	1 rush
Total Points Scored	4th	308 points
Scoring Differential	7th	+52 points
Points Scored Outside the Red Zone	1st	134 points
Points at End of Half	9th	45 points
Offensive Touchdowns	7th	32 touchdowns
Drives Starting Inside Opp. 20-Yd Line	T-7th	3 drives
Drives Starting Inside Opp. 50-Yd Line	T-9th	14 drives
Successful Play Pct.	7th	51.4%
Total Takeaways	T-9th	16 takeaways
Times Sacked	T-5th	19 sacks
Points Per Game	4th	28.0 points
Total Points in Last 8 Games	6th	207 points
Touchdown Drives	7th	32 drives
Turnover Differential	8th	+5
Two Minute Offense Points	T-7th	16 points
Yards Per Game	3rd	396.1 yards
Yards Per Play	2nd	6.46 yards

## 2019 CHIEFS DEFENSIVE RANKINGS

Category	NFL Rank	Value
Takeaways w/ Opp. 1st and G Inside 5	T-1st	2 takeaways
Avg. Margin of Defeat	5th	5.75 points
Avg. Opp. Starting Position After Kickoff	10th	24.4 yard line
Opp. Passer Rating in Blitz Situations	9th	83.55 rating
Opp. Points on 1st Poss. of 2nd Half	T-5th	16 points
Fumble Returns of 20+ Yards	T-8th	1 return
Goal-to-Go Takeaways	1st	4 takeaways
Opp. Passer Rating Inside the 30	5th	84.3 rating
Opp. Misc. Touchdowns Allowed	T-7th	1 touchdown
Opp. Avg. Starting Field Position	6th	26.9 yard line
Opp. Avg. Starting Field Pos. - Away	4th	25.1 yard line
Opp. Kickoff Returns of 20+ Yards Pct.	2nd	38.9%
Opp. Yards Lost on Negative Plays	T-5th	-322 yards
Opp. Punt Returns of 20+ Yards	T-1st	0 returns
Opp. Red Zone 3rd Down Conv. Pct.	10th	32.0%
Opp. 2-Point Conversion Success Pct.	T-9th	37.5%
Opp. 3rd and 1 Yard Conversion Pct.	3rd	53.3%
Opp. 3rd and >6 Conversion Pct.	T-10th	22.4%
Opp. 4th and >6 Conversion Pct.	T-1st	0.0%
Opp. Pct. of 1st Down Pass for 4+ Yds	10th	49.4%
Opp. Points Outside the Red Zone	8th	48 points
Opp. Kickoff Return Average	3rd	19.4 yards
Opp. Kickoff Touchback Percentage	2nd	48.1%
Opp. Pass Rtg. on Atts. 21+ Air Yards	7th	59.2%
Opp. Punt Return Avg.	4th	4.0 yards
Opp. Gross Punting Avg.	9th	44.1 yards
Opp. Passer Rating	10th	87.2 rating
Opp. Passer Rating on 1st Down	5th	82.1 rating
Opp. Pts. on 1st Poss. of 2nd Half	T-5th	16 points
Red Zone Takeaways	T-1st	5 takeaways
Sacks	T-8th	32 sacks
Opp. Drives Starting Inside KC 20	T-5th	1 drive
Opp. Drives Starting Inside KC 50	T-5th	9 drives
Total Takeaways	T-9th	16 takeaways



## HEAD COACH ANDY REID NOTES



### REID CAREER HIGHLIGHTS

- Career record of 202-128-1 in the regular season, as well as a 12-14 post-season record. Reid's 214 combined wins rank sixth-most in NFL history. Reid ranks second among active coaches in regular season and postseason wins. He has defeated all 32 NFL teams as a head coach. Reid owns a .612 regular season winning percentage.
- His 71 regular season wins in his first seven seasons with Kansas City are more than any other head coach in franchise history in their initial seven seasons. The Chiefs won three-straight AFC West titles in 2016, 2017 and 2018 for the first time in franchise history. KC finished 12-4 and earned the number one seed in the AFC Playoffs in 2018. The Chiefs defeated the Colts 31-13 on Jan. 12, 2019 to advance to the AFC title game.
- The Chiefs finished 12-4 in 2016, earning the number two seed and a first-round bye in the playoffs. Reid guided Kansas City to its first playoff win in 22 years in 2015. The club finished 11-5 after a 1-5 start, the greatest turnaround in a single season in NFL history.
- The 2013 Chiefs, led by Head Coach Andy Reid, orchestrated the greatest single-season turnaround in franchise history after an 11-5 finish. In 2012, the team finished 2-14, a +9 turnaround in his first season with the club.
- During Reid's 14 seasons in Philadelphia, his teams made the postseason nine times, which ranked third in the NFL behind Indianapolis' 12 and New England's 10.

- Including his time as an assistant coach, Reid's teams have now made 20 playoff appearances, as well as three Super Bowl appearances after playing in a combined eight NFC Championships and one AFC Championship. He has three career Super Bowl appearances and won Super Bowl XXXI as an assistant in Green Bay. Reid owns three NFC titles and 12 division titles in his career dating back to his days as an assistant. He mentored Hall of Fame quarterback Brett Favre while with the Packers along with QB Donovan McNabb with the Eagles.

### REID VIA THE NFL DRAFT - HIS 1ST ROUND PICKS

Chiefs Head Coach Andy Reid has had 16 first-round selections as a head coach in the NFL. Prior to 2013, Reid's team selected as high as second overall (1999) and as late as 31st overall (2005) in the first round.

Yr.	No. (Overall)	Selection (School)
1999	2	QB Donovan McNabb (Syracuse)
2000	6	DT Corey Simon (Florida State)
2001	25	WR Freddie Mitchell (UCLA)
2002	26	CB Lito Sheppard (Florida)
2003	15	DE Jerome McDougle (Miami)
2004	16	T Shawn Andrews (Arkansas)
2005	31	DT Mike Patterson (Southern California)
2006	14	DT Brodrick Bunkley (Florida State)
2007	--	No First-Round Selection
2008	--	No First-Round Selection
2009	19	WR Jeremy Maclin (Missouri)
2010	13	DE Brandon Graham (Michigan)
2011	21	G Danny Watkins (Baylor)
2012	12	DT Fletcher Cox (Mississippi State)
2013 (KC)	1	T Eric Fisher (Central Michigan)
2014	23	LB Dee Ford (Auburn)
2015	18	CB Marcus Peters (Washington)
2016	--	No First-Round Selection
2017	10	QB Patrick Mahomes (Texas Tech)
2018	--	No First-Round Selection
2019	--	No First-Round Selection

### REID'S COACHING TREE

Throughout his time in the NFL, Andy Reid has constructed quality coaching staffs to assist him. A number of those assistants have since gone on to coordinator or head coaching responsibilities for other NFL franchises. Below is a list of notable coaches who have come from Andy Reid's Philadelphia or Kansas City staffs.

Coach	Team	Years	Position/Former Position
John Harbaugh	BAL	2008-present	Head Coach
Ron Rivera	CAR	2011-present	Head Coach
Doug Pederson	PHI	2016-present	Head Coach
Sean McDermott	BUF	2017-present	Head Coach
Matt Nagy	CHI	2018-present	Head Coach
Pat Shurmur	NYG	2018-present	Head Coach
Leslie Frazier	BUF	2018-present	Former MIN HC
Brad Childress	CHI	2018-present	Former MIN HC
Steve Spagnuolo	KC	Hired in 2019	Former STL HC
Todd Bowles	TB	Hired in 2019	Former NYJ HC

### ANDY REID'S HEAD COACHING RECORD

Year	Reg. Season	Pct.	Postseason	Overall	Result
1999	5-11	.313	0-0	5-11	5th in NFC East
2000	11-5	.688	1-1	12-6	2nd in NFC East; reached divisional playoffs
2001	11-5	.688	2-1	13-6	1st in NFC East; reached NFC Championship Game
2002	12-4	.750	1-1	13-5	1st in NFC East; reached NFC Championship Game
2003	12-4	.750	1-1	13-5	1st in NFC East; reached NFC Championship Game
2004	13-3	.813	2-1	15-4	1st in NFC East; reached Super Bowl XXXIX
2005	6-10	.375	0-0	6-10	4th in NFC East
2006	10-6	.625	1-1	11-7	1st in NFC East; reached divisional playoffs
2007	8-8	.500	0-0	8-8	4th in NFC East
2008	9-6-1	.594	2-1	11-7-1	2nd in NFC East; reached NFC Championship Game
2009	11-5	.688	0-1	11-6	2nd in NFC East; reached wild card round
2010	10-6	.625	0-1	10-7	1st in NFC East; reached wild card round
2011	8-8	.500	0-0	8-8	2nd in NFC East
2012	4-12	.250	0-0	4-12	4th in NFC East
2013	11-5	.688	0-1	11-6	2nd in AFC West; reached wild card round
2014	9-7	.563	0-0	9-7	2nd in AFC West
2015	11-5	.688	1-1	12-6	2nd in AFC West; reached divisional playoffs
2016	12-4	.750	0-1	12-5	1st in AFC West; reached divisional playoffs
2017	10-6	.625	0-1	10-7	1st in AFC West; reached wild card round
2018	12-4	.750	1-1	13-5	1st in AFC West; reached AFC Championship Game
2019	7-4	.636	0-0	7-4	TBD
<b>TOTALS</b>	<b>202-128-1</b>	<b>.612</b>	<b>12-14</b>	<b>214-142-1</b>	<b>14 Playoff Berths, 9 Div. Titles, 1 NFC Title</b>

## REID AS A HEAD COACH VS. THE NFL

Below is Chiefs Head Coach Andy Reid's record against the NFL as a head coach. He is 202-128-1 in the regular season, as well as 12-14 in the post-season. Reid has 214 total career wins as a head coach.

Opponent	Reg. Season	Postseason	Total
vs. Denver Broncos	9-6	0-0	9-6
vs. Kansas City Chiefs	3-0	0-0	3-0
vs. Oakland Raiders	12-4	0-0	12-4
vs. Los Angeles Chargers	12-4	0-0	12-4
<b>vs. AFC West</b>	<b>36-14</b>	<b>0-0</b>	<b>36-14</b>
vs. Baltimore Ravens	5-1	0-0	5-1
vs. Cincinnati Bengals	2-3-1	0-0	2-3-1
vs. Cleveland Browns	7-0	0-0	7-0
vs. Pittsburgh Steelers	4-5	0-1	4-6
<b>vs. AFC North</b>	<b>18-9-1</b>	<b>0-1</b>	<b>18-10-1</b>
vs. Houston Texans	6-2	1-0	7-2
vs. Indianapolis Colts	2-5	1-1	3-6
vs. Jacksonville Jaguars	5-2	0-0	5-2
vs. Tennessee Titans	1-7	0-1	1-8
<b>vs. AFC South</b>	<b>14-16</b>	<b>2-2</b>	<b>16-18</b>
vs. Buffalo Bills	5-3	0-0	5-3
vs. Miami Dolphins	5-1	0-0	5-1
vs. New England Patriots	3-4	0-3	3-7
vs. New York Jets	5-1	0-0	5-1
<b>vs. AFC East</b>	<b>18-9</b>	<b>0-3</b>	<b>18-12</b>
vs. Dallas Cowboys	18-12	0-1	18-13
vs. New York Giants	16-14	2-1	18-15
vs. Washington Redskins	19-11	0-0	19-11
vs. Philadelphia Eagles	2-0	0-0	2-0
<b>vs. NFC East</b>	<b>55-37</b>	<b>2-2</b>	<b>57-39</b>
vs. Arizona Cardinals	6-7	0-1	6-8
vs. San Francisco 49ers	7-4	0-0	7-4
vs. Seattle Seahawks	4-4	0-0	4-4
vs. Los Angeles Rams	6-3	0-1	6-4
<b>vs. NFC West</b>	<b>23-18</b>	<b>0-2</b>	<b>23-20</b>
vs. Atlanta Falcons	7-3	2-0	9-3
vs. Carolina Panthers	5-2	0-1	5-3
vs. Tampa Bay Buccaneers	4-4	2-1	6-5
vs. New Orleans Saints	4-3	0-1	4-4
<b>vs. NFC South</b>	<b>20-12</b>	<b>4-3</b>	<b>24-15</b>
vs. Chicago Bears	5-5	1-0	6-5
vs. Detroit Lions	5-1	0-0	5-1
vs. Green Bay Packers	4-5	1-1	5-6
vs. Minnesota Vikings	4-2	2-0	6-2
<b>vs. NFC North</b>	<b>18-13</b>	<b>4-1</b>	<b>22-14</b>

## MOST OVERALL WINS; ACTIVE NFL HEAD COACHES

Andy Reid is one of five active NFL head coaches with over 130 victories. He has 214 overall wins and is one of four active coaches with 10 or more postseason victories (John Harbaugh has 10).

Rk.	Coach	Reg.	Post	Total
1.	Bill Belichick, NE/CLE	271	31	302
2.	<b>Andy Reid, KC/PHI</b>	<b>202</b>	<b>12</b>	<b>214</b>
3.	Pete Carroll, SEA/NYJ/NE	131	10	141
4.	Mike Tomlin, PIT	131	8	139
5.	Sean Payton, NO	127	8	135

Reid defeated the Tennessee Titans in 2013, giving him wins against all 32 NFL teams. He became only the sixth head coach in NFL history to accomplish that feat. Below is a look at all the coaches who have done it.

<b>Bill Belichick (NE)</b>	Bill Parcells (Retired)
Tony Dungy (Retired)	<b>Andy Reid (KC)</b>
Mike Shanahan (Retired)	John Fox (Retired)

## HEAD COACHES ALL-TIME WINS CHART

Rk.	Head Coach	Win Total
1.	Don Shula	347
2.	George Halas	324
3.	<b>Bill Belichick</b>	<b>302</b>
4.	Tom Landry	270
5.	Curly Lambeau	229
6.	<b>Andy Reid</b>	<b>214</b>
7.	Chuck Noll	209
8.	Marty Schottenheimer	205
9.	Dan Reeves	201
10.	Chuck Knox	193
11.	Bill Parcells	183
12.	Tom Coughlin	182
13t.	Jeff Fisher	178
	Mike Shanahan	178
15.	Mike Holmgren	174
16.	Joe Gibbs	171
17.	Paul Brown	170
18.	Bud Grant	168
19.	Bill Cowher	161
20.	Marv Levy	154
21.	Steve Owen	153
22.	Tony Dungy	148
23t.	John Fox	141
	<b>Pete Carroll</b>	<b>141</b>
25.	<b>Mike Tomlin</b>	<b>139</b>

- Playoffs Included

\* Bold Denotes Active NFL Coaches



## HEAD COACH ANDY REID'S RECORD WHEN...

- Scoring on opening drive: 96-30
- Scoring first: 131-42
- Leading at half: 163-32
- Leading after three quarters: 163-30
- Winning time of possession: 125-36-1
- Winning turnover battle: 126-28
- Out-rushing opponent: 122-49-1
- Out-passing opponent: 126-54-1
- Out-gaining opponent: 136-46-1
- 40%+ 3rd down conversions: 108-41
- 50%+ 3rd down conversions: 63-17
- Not throwing an INT: 114-44
- Having a 300-yard passer: 48-24-1
- Having a 100+ yard rusher: 57-23
- Having a 100+ yard receiver: 77-31
- Having two 100+ yard receivers: 10-8
- Having no turnovers: 61-25
- Scoring 20+ points: 173-47
- Scoring 30+ points: 90-13
- Rushing for 150+ yards: 60-20
- Having 20+ first downs: 121-49
- Not allowing a sack: 22-15
- Allowing two or fewer sacks: 131-59-1
- Recording 2+ INTs: 79-22
- Recording 3+ turnovers: 77-16
- Opp. less than 40% on 3rd down: 150-53-1
- Opp. less than 30% on 3rd down: 94-20-1
- Scoring a defensive TD: 50-13
- Recording 3+ sacks: 116-35-1
- Recording 5+ sacks: 47-10-1
- Allowing 17 or fewer points: 133-27-1
- Not allowing a 100-yard rusher: 165-88-1
- Not allowing a 100-yard receiver: 140-85
- Not allowing a 300-yard passer: 180-94-1
- Not allowing a rushing TD: 133-46-1
- Not allowing a passing TD: 59-22
- Not allowing an offensive TD: 33-8
- Having a KR or PR TD: 17-10

## CHIEFS GENERAL MANAGER BRETT VEACH



### QUICK FACTS ON CHIEFS GM BRETT VEACH

- Brett Veach was named the seventh general manager in Kansas City Chiefs history on July 10, 2017. Veach is in his third season as an NFL general manager and his 13th year in the National Football League. Prior to being elevated, he previously served as the Chiefs Co-Director of Player Personnel.
- In his first two seasons as the GM, Veach helped the team earn AFC West titles in 2017 and 2018 as well as the number one seed in the AFC in 2018. The Chiefs defeated the Colts, 31-13, to advance to the AFC title game.
- Veach reports directly to Chiefs Chairman & CEO Clark Hunt, who had this to say upon hiring him; "Brett has a sharp football mind, a tremendous work ethic and a keen eye for finding talent. He's played a critical role in building our football team."
- He is in his seventh season with the Chiefs after originally joining the club in 2013. He was promoted to Co-Director of Player Personnel prior to the 2015 season after serving two seasons as the club's Pro and College Personnel Analyst (2013-14).
- The Mount Carmel, Pennsylvania, native, served as a Southeast Regional Scout for the Philadelphia Eagles (2011-12) after originally joining Philadelphia's Player Personnel Department as a Pro and College Scout in 2010.
- Prior to entering the scouting department, Veach was the Assistant to Head Coach Andy Reid for three seasons in Philadelphia (2007-09).
- Before joining the Eagles, Veach was the Supervisor of Intercollegiate Athletic Events at his alma mater, the University of Delaware (2005-06). He was a four-year letterman as a wide receiver for the Blue Hens, catching 99 passes for 1,470 yards (14.8 avg.). He left Delaware as the school's all-time leader in kickoff return yards with 1,558 yards. He was a standout running back for Mount Carmel High School. Wife - Alison; Children - twin sons, Elijah and Wylan, and a daughter, Ella.

### VEACH IN THE NFL DRAFT AS PERSONNEL MAN

Since entering the NFL, Chiefs GM Brett Veach has been a part of personnel staffs that have drafted the below first-round picks.

Yr.	No. (Overall)	Selection (School)
2007 (PHI)	--	No First-Round Selection
2008	--	No First-Round Selection
2009	19	WR Jeremy Maclin (Missouri)
2010	13	DE Brandon Graham (Michigan)
2011	21	G Danny Watkins (Baylor)
2012	12	DT Fletcher Cox (Mississippi State)
2013 (KC)	1	T Eric Fisher (Central Michigan)
2014	23	LB Dee Ford (Auburn)
2015	18	CB Marcus Peters (Washington)
2016	--	No First-Round Selection
2017	10	QB Patrick Mahomes (Texas Tech)
2018	--	No First-Round Selection
2019	--	No First-Round Selection

### NOTABLE TRANSACTIONS

After being named the new GM of the Chiefs on July 10, 2017, Brett Veach immediately started making moves. In his short time as a GM, Veach has made a number of significant moves that have contributed to KC's success.

Name	Date	How Acquired
LB Reggie Ragland	8/28/17	TR (BUF)
T Cam Erving	8/30/17	TR (CLE)
K Harrison Butker	9/26/17	FA - 17
CB Kendall Fuller	3/14/18	TR (WAS)
WR Sammy Watkins	3/15/18	FA - 18
LB Anthony Hitchens	3/15/18	FA - 18
DT Xavier Williams	3/21/18	FA - 18
S Tyrann Mathieu	3/14/19	FA - 19
DE Emmanuel Ogbah	4/1/19	TR (CLE)
DE Frank Clark	4/24/19	TR (SEA)
LB Darron Lee	5/16/19	TR (NYJ)
RB LeSean McCoy	9/2/19	FA - 19



### VEACH'S NFL RECORD

Year	Reg. Season	Pct.	Playoffs	Overall	Result
2007	8-8	.500	0-0	8-8	4th in NFC East
2008	9-6-1	.594	2-1	11-7-1	2nd in NFC East; Reached NFC Championship Game
2009	11-5	.688	0-1	11-6	2nd in NFC East; Reached Wild Card Playoffs
2010	10-6	.625	0-1	10-7	1st in NFC East; Reached Wild Card Playoffs
2011	8-8	.500	0-0	8-8	2nd in NFC East
2012	4-12	.250	0-0	4-12	4th in NFC East
2013	11-5	.688	0-1	11-6	2nd in AFC West; Reached Wild Card Playoffs
2014	9-7	.563	0-0	9-7	2nd in AFC West
2015	11-5	.688	1-1	12-6	2nd in AFC West; Reached Divisional Playoffs
2016	12-4	.750	0-1	12-5	1st in AFC West; Reached Divisional Playoffs
2017	10-6	.625	0-1	10-7	1st in AFC West; Reached Wild Card Playoffs
2018	12-4	.750	1-1	13-5	1st in AFC West; Reached AFC Championship Game
2019	7-4	.636	0-0	7-4	TBD
<b>TOTALS</b>	<b>122-80-1</b>	<b>.603</b>	<b>4-8</b>	<b>126-88-1</b>	<b>8 Playoff Appearances, 4 Div. Titles</b>

## CHIEFS QUARTERBACK PATRICK MAHOMES



### MAHOMES STARTS HOT

Chiefs QB Patrick Mahomes earned the NFL's MVP award in 2018. His 50 TD passes in 2018 tied for the second-best mark in NFL history.

#### MOST TD PASSES SINGLE SEASON

Rk.	Name	Team	TDS	Year
1.	Peyton Manning	DEN	55	2013
2t.	<b>Patrick Mahomes</b>	<b>KC</b>	<b>50</b>	<b>2018</b>
	Tom Brady	NE	50	2007
4.	Peyton Manning	IND	49	2004

### MAHOMES IN CHIEFS RECORD BOOK

Chiefs QB Patrick Mahomes has already cracked into the Chiefs record books with only 26 games under his belt. Below is a look at different categories where Mahomes cemented his name in Chiefs history.

#### CHIEFS RECORD FOR MOST TD PASSES IN SINGLE GAME

Rk.	Name	TDS	Opp.	Date
1t.	<b>Patrick Mahomes</b>	<b>6</b>	<b>at PIT</b>	<b>Sept. 16, 2018</b>
	Patrick Mahomes	6	at LAR	Nov. 19, 2018
	Len Dawson	6	DEN	Nov. 1, 1964

#### CHIEFS RECORD FOR TD PASSES IN A SEASON

Rk.	Name	Year	Comp.	Yds.	TD
1.	<b>Patrick Mahomes</b>	<b>2018</b>	<b>66.0%</b>	<b>5,097</b>	<b>50</b>
2.	Len Dawson	1964	56.2%	2,879	30
3.	Len Dawson	1962	61.0%	2,759	29

#### CHIEFS RECORD FOR HIGHEST PASSER RATING IN SINGLE GAME

Rk.	Name	Rtg.	Opp.	Date
1.	Alex Smith	158.3	at OAK	Dec. 15, 2013
2.	Steve Bono	156.6	at SEA	Sept. 3, 1995
3.	<b>Patrick Mahomes</b>	<b>154.8</b>	<b>at PIT</b>	<b>Sept. 16, 2018</b>

## MAHOMES AMONG 2018-19 PASSING LEADERS

#### 2018-19 PASSING YARDS

Rk.	Name	Team	Yards
1.	<b>Patrick Mahomes</b>	<b>KC</b>	<b>7,905</b>
2.	Matt Ryan	ATL	7,858
3.	Jared Goff	LAR	7,683
4.	Philip Rivers	LAC	7,477
5.	Dak Prescott	DAL	7,318

#### 2018-19 PASSING TOUCHDOWNS

Rk.	Name	Team	TDs
1.	<b>Patrick Mahomes</b>	<b>KC</b>	<b>69</b>
2.	Russell Wilson	SEA	59
3.	Matt Ryan	ATL	53
4.	Kirk Cousins	MIN	51
5.	Philip Rivers	LAC	47

#### 2018-19 TOUCHDOWN-TO-INTERCEPTION DIFFERENTIAL

Rk.	Name	Team	TDS	INTS	Diff.
1.	<b>Patrick Mahomes</b>	<b>KC</b>	<b>69</b>	<b>14</b>	<b>+55</b>
2.	Russell Wilson	SEA	59	10	+49
3.	Aaron Rodgers	GB	43	4	+39
4.	Kirk Cousins	MIN	51	13	+38
5.	Matt Ryan	ATL	53	17	+36

#### 2018-19 PASSER RATING

Rk.	Name	Team	Rating
1.	Drew Brees	NO	113.0
2.	<b>Patrick Mahomes</b>	<b>KC</b>	<b>112.5</b>
3.	Russell Wilson	SEA	111.4
4.	Kirk Cousins	MIN	104.9
5.	Deshaun Watson	HOU	103.2

#### 2018-19 YARDS PER ATTEMPT (MIN. 10 GP)

Rk.	Name	Team	Y/A
1.	<b>Patrick Mahomes</b>	<b>KC</b>	<b>8.75</b>
2.	Russell Wilson	SEA	8.20
3.	Deshaun Watson	HOU	8.16
4.	Jimmy Garoppolo	SF	8.10
5.	Philip Rivers	LAC	8.09

#### 2018-19 YARDS PER COMPLETION (MIN. 10 GP)

Rk.	Name	Team	Y/C
1.	<b>Patrick Mahomes</b>	<b>KC</b>	<b>13.29</b>
2.	Jameis Winston	TB	12.66
3.	Jared Goff	LAR	12.49
4.	Ryan Fitzpatrick	MIA	12.37
5.	Russell Wilson	SEA	12.35

#### 2018-19 TD PERCENTAGE

Rk.	Name	Team	TD %
1t.	<b>Patrick Mahomes</b>	<b>KC</b>	<b>7.6</b>
	Russell Wilson	SEA	7.6
3.	Lamar Jackson	BAL	6.4
4.	Ryan Tannehill	TEN	6.3
5.	Drew Brees	NO	6.2

#### 2018-19 PASS PLAYS OF 25+ YARDS

Rk.	Name	Team	25+ Yard Comp.
1.	<b>Patrick Mahomes</b>	<b>KC</b>	<b>79</b>
2t.	Jared Goff	LAR	64
	Russell Wilson	SEA	64
4.	Aaron Rodgers	GB	60
5.	Philip Rivers	LAC	58

#### 2018-19 PASSING FIRST DOWNS

Rk.	Name	Team	First Downs
1.	Matt Ryan	ATL	379
2.	Philip Rivers	LAC	369
3.	Jared Goff	LAR	367
4.	<b>Patrick Mahomes</b>	<b>KC</b>	<b>353</b>
5.	Tom Brady	NE	349

#### 2018-19 REDZONE PASSING TDs (ACTIVE)

Rk.	Name	Team	RZ TDs
1t.	<b>Patrick Mahomes</b>	<b>KC</b>	<b>42</b>
	Russell Wilson	SEA	42
3.	Matt Ryan	ATL	37
4t.	Kirk Cousins	MIN	33
	Deshaun Watson	HOU	33

## BY THE NUMBERS - PATRICK MAHOMES VS. THE NFL

Chiefs quarterback Patrick Mahomes is in his third NFL season and second as the team's full-time signal-caller. Mahomes led the Chiefs to a 12-4 record in 2018 and the top seed in the AFC. Mahomes had 5,097 yards through the air in the 2018 season, the most in a season in franchise history, and his 50 passing touchdowns are tied for the second most all-time in a season in NFL history. In 26 career games played, Mahomes has accumulated 8,189 career passing yards and 69 career passing TDs, helping guide the Chiefs to a 7-4 mark in 2019. (Below are regular season totals)

AFC West								
Team	G	Att.	Comp.	Yds.	TD	Int.	Pct.	Rtg.
Broncos	4	125	84	967	6	2	67.2	99.7
Chargers	3	93	58	681	7	1	62.4	105.2
Chiefs	0	0	0	0	0	0	0	0
Raiders	3	106	67	1,019	10	1	63.2	122.3
<b>Total</b>	<b>10</b>	<b>324</b>	<b>209</b>	<b>2,667</b>	<b>23</b>	<b>4</b>	<b>64.5</b>	<b>108.7</b>

AFC East								
Team	G	Att.	Comp.	Yds.	TD	Int.	Pct.	Rtg.
Bills	0	0	0	0	0	0	0	0
Dolphins	0	0	0	0	0	0	0	0
Jets	0	0	0	0	0	0	0	0
Patriots	1	36	23	352	4	2	63.9	110.0
<b>Total</b>	<b>1</b>	<b>36</b>	<b>23</b>	<b>352</b>	<b>4</b>	<b>2</b>	<b>63.9</b>	<b>110.0</b>

AFC North								
Team	G	Att.	Comp.	Yds.	TD	Int.	Pct.	Rtg.
Bengals	1	39	28	358	4	1	71.8	123.7
Browns	1	32	23	375	3	1	71.9	129.0
Ravens	2	90	62	751	5	1	68.9	108.1
Steelers	1	28	23	326	6	0	82.1	154.8
<b>Total</b>	<b>5</b>	<b>189</b>	<b>136</b>	<b>1,810</b>	<b>18</b>	<b>3</b>	<b>73.7</b>	<b>127.1</b>

AFC South								
Team	G	Att.	Comp.	Yds.	TD	Int.	Pct.	Rtg.
Colts	1	39	22	321	1	0	56.4	91.9
Jaguars	2	71	47	691	3	2	66.2	100.1
Texans	1	35	19	273	3	1	52.7	95.6
Titans	1	50	36	446	3	0	72.0	119.3
<b>Total</b>	<b>5</b>	<b>195</b>	<b>124</b>	<b>1,695</b>	<b>10</b>	<b>3</b>	<b>63.6</b>	<b>102.0</b>

AFC Total	G	Att.	Comp.	Yds.	TD	Int.	Pct.	Rtg.
<b>Total</b>	<b>21</b>	<b>744</b>	<b>492</b>	<b>6,560</b>	<b>55</b>	<b>12</b>	<b>66.1</b>	<b>111.9</b>

NFC East								
Team	G	Att.	Comp.	Yds.	TD	Int.	Pct.	Rtg.
Cowboys	0	0	0	0	0	0	0	0
Eagles	0	0	0	0	0	0	0	0
Giants	0	0	0	0	0	0	0	0
Redskins	0	0	0	0	0	0	0	0
<b>Total</b>	<b>0</b>	<b>0</b>	<b>0</b>	<b>0</b>	<b>0</b>	<b>0</b>	<b>0</b>	<b>0</b>

NFC North								
Team	G	Att.	Comp.	Yds.	TD	Int.	Pct.	Rtg.
Bears	0	0	0	0	0	0	0	0
Lions	1	42	24	315	0	0	57.1	81.0
Packers	0	0	0	0	0	0	0	0
Vikings	0	0	0	0	0	0	0	0
<b>Total</b>	<b>1</b>	<b>42</b>	<b>24</b>	<b>315</b>	<b>0</b>	<b>0</b>	<b>63.6</b>	<b>81.0</b>

NFC South								
Team	G	Att.	Comp.	Yds.	TD	Int.	Pct.	Rtg.
Buccaneers	0	0	0	0	0	0	0	0
Falcons	0	0	0	0	0	0	0	0
Panthers	0	0	0	0	0	0	0	0
Saints	0	0	0	0	0	0	0	0
<b>Total</b>	<b>0</b>	<b>0</b>	<b>0</b>	<b>0</b>	<b>0</b>	<b>0</b>	<b>0</b>	<b>0</b>

NFC West								
Team	G	Att.	Comp.	Yds.	TD	Int.	Pct.	Rtg.
49ers	1	38	24	314	3	0	63.2	115.5
Cardinals	1	28	21	249	2	0	75.0	125.4
Rams	1	46	33	478	6	3	71.7	117.6
Seahawks	1	40	23	273	3	0	57.5	103.4
<b>Total</b>	<b>4</b>	<b>152</b>	<b>101</b>	<b>1,314</b>	<b>14</b>	<b>3</b>	<b>66.4</b>	<b>115.9</b>

NFC Total	G	Att.	Comp.	Yds.	TD	Int.	Pct.	Rtg.
<b>Total</b>	<b>5</b>	<b>194</b>	<b>125</b>	<b>1,629</b>	<b>14</b>	<b>3</b>	<b>64.4</b>	<b>108.4</b>

## QUARTERBACK PATRICK MAHOMES - AN MVP SEASON

In his first season as the team's starting QB, Patrick Mahomes left his mark in both NFL and Chiefs record books each week. Below is a list of milestones he reached throughout the 2018 season.

### Week 1 at Los Angeles Chargers (W. 38-28)

- 15 of 27 (55.5%) for 256 yards, 4 TD, 127.5 QB rating
- Earned AFC Offensive Player of the Week

### Week 2 at Pittsburgh Steelers (W. 42-37)

- 23 of 28 (82.1%) for 326 yards, 6 TD, 154.8 QB rating
- Chiefs Record: 6 TD passes in a single game
- Tied QB Len Dawson's record set in 1964
- Chiefs Record: 10 TD passes in first 2 games of season
- Passed QB Len Dawson's record of 7 TDs set in 1963
- NFL Record: 10 TD passes in first 2 games of season
- Passed QBs Peyton Manning (2013), Drew Brees (2009) Charley Johnson (1965) who all had 9
- Youngest player in NFL History to pass for 6 TDs
- AFC Offensive Player of the Week

### Week 3 vs. San Francisco 49ers (W. 38-27)

- 24 of 38 (63.2%) for 314 yards, 3 TD, 115.5 QB rating
- NFL Record: 13 TD passes through first 3 weeks of season
- Passed QB Tom Brady's 12 TD mark set in 2013

### Week 4 at Denver Broncos (W. 27-23)

- 28 of 45 (62.2%) for 304 yards, 1 TD, 89.5 QB rating
- Chiefs Record: 1,200 passing yards through Week 4
- Passed Alex Smith's mark of 1,110 passing yards set in 2015
- AFC Offensive Player of the Month

### Week 5 vs. Jacksonville Jaguars (W. 30-14)

- 22 of 38 (57.9%) for 313 yards, 0 TD, 62.7 QB rating
- Chiefs Record: 1,513 passing yards through Week 5
- Passed Alex Smith's mark of 1,391 passing yards set in 2015

### Week 6 at New England Patriots (L. 43-40)

- 23 of 36 (63.9%) 352 yards, 4 TD, 110.0 QB rating
- Chiefs Record: 5 consecutive games with 300+ passing yards
- Passed QBs Trent Green (2004) and Bill Kenney's (1983) mark of four consecutive games of 300+ passing yards
- Chiefs Record: 1,865 passing yards through Week 6
- Passed Alex Smith's mark of 1,637 passing yards set in 2017

### Week 7 vs. Cincinnati Bengals (W. 45-10)

- 28 of 39 (71.8%) for 358 yards, 4 TD, 123.7 QB rating
- NFL Record: 22 passing TDs through first 8 career games.
- Passed QB Kurt Warner's mark of 21 TDs (1998-99)
- Chiefs Record: 6 consecutive games with 300+ passing yards
- Passed Trent Green's mark of 4 consecutive games (2004)
- Chiefs Record: 2,223 passing yards through Week 7
- Passed Alex Smith's mark of 1,979 passing yards set in 2017
- FedEx Air NFL Player of the Week

### Week 8 vs. Denver Broncos (W. 30-23)

- 24 of 34 (70.6%) for 303 yards, 4 TD, 125.0 QB rating
- NFL Record: 26 TD through first 9 career games
- Passed QB Kurt Warner's mark of 24 TDs (1998-99)
- NFL Record: 2,810 passing yards through first 9 career games
- Passed Andrew Luck's mark of 2,631 passing yards (2012)
- Chiefs Record: 7 consecutive games with 300+ passing yards
- Extends his franchise record
- FedEx Air NFL Player of the Week

### Week 9 at Cleveland Browns (W. 37-21)

- 23 of 32 (71.9%) for 375 yards, 3 TD, 129.0 QB rating
- NFL Record: 29 TD through first 10 career games
- Passed QB Kurt Warner's mark of 24 TDs (1998-99).
- NFL Record: 3,185 passing yards through first 10 career games
- Passed Andrew Luck's mark of 2,965 passing yards (2012)
- Chiefs Record: 8 consecutive games with 300+ passing yards

### Week 10 vs. Arizona Cardinals (W. 26-14)

- 21 of 28 (75.0%) for 249 yards, 2 TD, 125.4 QB rating
- NFL Record: 31 TD through first 11 career games
- Passed QB Kurt Warner's mark of 27 TDs (1998-99)
- NFL Record: 3,434 passing yards through first 11 career games
- Passed QB Andrew Luck's mark of 3,205 passing yards (2012)
- Chiefs Record: 31 TD passes in single season
- Passed QB L. Dawson's single-season record 30 TD passes (1964)

### Week 11 at Los Angeles Rams (L. 54-51)

- 33 of 46 (71.7%) for 478 yards, 6 TD, 117.6 QB rating
- Chiefs Record: 9 games in single season with 300+ passing yards
- Passed QB Trent Green's mark of 8 games in 2004
- Chiefs Record: 6 TD passes in single game
- Tied his own franchise record set at Pittsburgh (9/16/18)
- Chiefs Record: 37 TD passes in single season
- Extends franchise record

### Week 13 at Oakland Raiders (W. 40-33)

- 23 of 38 (60.5%) for 295 yards, 4 TD, 120.0 QB rating
- NFL Record: Fastest player to 4,000 passing yds (4,207 in 13 games)
- Chiefs Record: 10 games of 100.0+ passer rating in single season
- Tied QB Steve DeBerg's mark set in 1990
- Chiefs Record: 41 TD passes in single season
- Extends franchise record

### Week 14 vs. Baltimore Ravens (W. 27-24)

- 35 of 53 (66.0%) for 377 yards, 2 TD, 91.5 QB rating
- Chiefs Record: 43 TD passes in single season
- Extends franchise record
- Chiefs Record: 10 games in a single season with 300+ passing yds.
- Extends franchise record

### Week 15 vs. Los Angeles Chargers (L. 29-28)

- 24 of 34 (70.6%) for 243 yards, 2 TD, 110.3 rating
- Chiefs Record: 45 TD passes in single season
- Extends franchise record
- Chiefs Record: 11 games of 100.0+ passer rating in single season
- Passed QB Steve DeBerg's mark of 10 set in 1990

### Week 16 at Seattle Seahawks (L. 38-31)

- 23 of 40 (57.5%) for 273 yards, 3 TD, 103.4 rating
- Chiefs Record: 48 TD passes in single season
- Extends franchise record
- Chiefs Record: 12 games of 100.0+ passer rating in single season
- Extends franchise record
- Chiefs Record: 4,816 passing yards in single season
- Passed QB Trent Green's mark of 4,591 yards set in 2004
- NFL Record: 31 TDs in road games in single season
- Passed QB Tom Brady's mark of 29 set in 2007

### Week 17 vs. Oakland Raiders (W. 35-3)

- 14 of 24 (58.3%) for 281 yards, 2 TD, 109.9 rating
- Chiefs Record: 50 TD passes in single season
- Extends franchise record
- Chiefs Record: 13 games of 100.0+ passer rating in single season
- Extends franchise record
- Chiefs Record: 5,097 passing yards in single season
- Extends franchise record
- Chiefs Record: 383 passes completed in a single season
- Passed QB Trent Green's mark of 369 set in 2004

### AFC Divisional Playoffs vs. Indianapolis Colts (W. 31-13)

- 27 of 41 (65.8%) for 278 yards, 1 Rushing TD, 85.2 rating
- Led Chiefs to first home playoff win since 1993 season.
- Helped advance Chiefs to first home AFC Championship appearance.

### AFC Championship Game vs. New England Patriots (L. 31-37)

- 16 of 31 (51.6%) for 295 yards, 3 TDs, 117.0 rating
- Fourth-most passing yards in postseason game in team history
- Second-most TD passes in a single postseason game in club history

Now in his second season as the Chiefs full-time signal-caller, QB Patrick Mahomes has continued his trend of performing at a high level. Below is a game-by-game breakdown of the accolades that Mahomes has accomplished in games played through Week 12 of the NFL season.

**Week 1 at Jacksonville Jaguars (W. 40-26)**

- Completed 25-of-33 passes (75.8%) for 378 yards, three TDs and a 143.2 passer rating, along with zero INTs.
- 211 first-half passing yards were most in NFL since QB Peyton Manning in 2004.
- Passed Pro Football HOF QB Kurt Warner for most passing yards in first 20 career games (5,759).

**Week 2 at Oakland Raiders (W. 28-10)**

- Completed 30-of-44 passes (68.2%) for 443 yards, four TDs and a 131.2 passer rating, along with zero INTs.
- 278 passing yards (NFL record) and four passing TDs in the second quarter broke a franchise mark.
- Guided offense to record-breaking 20<sup>th</sup> straight 26-point output.
- 821 passing yards from Week 1 to Week 2 set the franchise record for most passing yards in the first two weeks to being a season, also ranking fifth all-time in NFL history in the same category.
- Named AFC Offensive Player of the Week.
- Named FedEx Air & Ground's "Air" Player of the Week.

**Week 3 vs. Baltimore Ravens (W. 33-28)**

- Completed 27-of-37 passes (73.0%) for 374 yards, three TDs and a 132.0 passer rating, along with zero INTs.
- Passed Pro Football HOF QB Kurt Warner for most 300-yard passing games in a QB's first 20 career games in the Super Bowl era (13).
- 1,195 passing yards ranks through the first three games ranks fourth all-time in NFL history.
- Named FedEx Air & Ground's "Air" Player of the Week for second consecutive week.

**Week 4 at Detroit Lions (W. 34-30)**

- Completed 24-of-42 (57.1%) for 315 yards and zero INTs.
- Ranked third in NFL history with 1,510 passing yards through the first four games.
- Threw for at least 300 yards in 14<sup>th</sup> career game, the third most in franchise history.
- Became just the fourth QB in NFL history to throw for at least 300 yards in each of the first four games to begin a season.
- Named AFC Offensive Player of the Month (September).

**Week 5 vs. Indianapolis Colts (L. 13-19)**

- Completed 22-of-39 (56.4%) for 321 yards, one TD and zero INTs.
- Broke the NFL record for most passing yards without throwing an INT to being a season (Peyton Manning, 2013; 1,744).
- Recorded 300-plus passing yards for 15<sup>th</sup> career time, tying the franchise record for the second-most career 300-yard passing games in club history (Bill Kenney).

**Week 6 vs. Houston Texans (L. 24-31)**

- Completed 19-of-35 (52.7%) for 273 yards, three TDs and one INT.
- Recorded his 14<sup>th</sup> career outing of throwing for at least three TDs, ranking third in team history for most games with three or more TD passes.
- Threw first INT of the season in the second quarter after accumulating 1,896 passing yards on the season, advancing his NFL-record to 2,027 passing yards thrown without an INT to begin a season.

**Week 7 at Denver Broncos (W. 30-6)**

- Completed 10-of-19 (52.6%) for 117 yards, one TD and zero INTs.
- Surpassed 7,500 career passing yards, setting a new NFL record (24 games).

**Week 10 at Tennessee Titans (L. 32-35)**

- Completed 36-of-50 (72.0%) for 446 yards, three TDs and zero INTs.
- With a passer rating of 119.2, accumulated his fifth outing with at least a 115.0 passer rating this season, marking just the fourth time that a QB in their first three seasons has been able to do so in a team's first 10 games to begin a season.
- Marked his 16<sup>th</sup> career 300-yard passing performance, the second most in franchise history and third-most in NFL history in a QB's first three seasons.

**Week 11 at Los Angeles Chargers (W. 24-17)**

- Completed 19-of-32 (59.4%) for 182 yards and one TD.
- Rushed for a career-high 59 yards, tallying three rushing first downs.

**CHIEFS EMBRACING HELMET TECHNOLOGY**

The Kansas City Chiefs are among the league-leaders when it comes to the number of orders placed for the Vicis ZERO1 helmet, according to Chiefs Equipment Director Allen Wright.

The helmet consists of technology that's new to the industry.

The "ZERO1" features a soft outer shell and an underlying layer of columns designed to mitigate collisions from multiple directions.

It's the first helmet that's made of a flexible polymer on the outside that deforms upon impact, much like that of a bumper on a car. It reduces the overall impact to the head, and it's being used by many players around the league and the Chiefs. Kansas City currently has 24 players in Vicis helmets including: QB Patrick Mahomes, WR Sammy Watkins, K Harrison Butker, T Eric Fisher and LB Reggie Ragland among others.

In collaboration with the NFL and the NFLPA, the 2019 helmet laboratory testing performance results chart, which is posted in locker rooms across the NFL, has the ZERO1 ranked as the best helmet on the market to reduce head impact severity.



**A LIFETIME OF SUNDAYS**

The National Football League is celebrating its 100th season in 2019, marking a century of thrills, unforgettable moments and a cultural phenomenon that has evolved into America's favorite sport.

And through it all – from the AFL-NFL merger back in 1966 to Super Bowl LIII – four incredible women have been there every step of the way.

That's the focus of NFL Films' documentary "A Lifetime of Sundays," which traces the rich history of the league through the perspectives of four female owners integral to the sport's growth: the Kansas City Chiefs' Norma Hunt, the Chicago Bears' Virginia Halas McCaskey, the Detroit Lions' Martha Ford and the Pittsburgh Steelers' Patricia Rooney. It's a one-of-a-kind glimpse into the lives of those who helped make the NFL what it is today.

"This whole process over the last year and a half has been so special," said Chiefs Chairman & CEO Clark Hunt. "I'm so glad for my mom and the other three women that these stories are being told, because each one of them has a unique perspective on the history and the development of the National Football League."



## A HOT START FOR THE YOUNG QUARTERBACK

With 26 games under his belt as a starting quarterback in the National Football League, Chiefs Quarterback Patrick Mahomes has performed at a record-setting pace thus far. The below chart compares Mahomes' first 26 games of his career to some of the game's greatest quarterbacks in their first 26 starts.

Listed are Pro Football HOF QBs Brett Favre, Kurt Warner, Dan Marino, John Elway, Joe Montana, Joe Namath, Troy Aikman, Jim Kelly, Steve Young and Johnny Unitas, along with modern-era QBs Peyton Manning, Tom Brady, Drew Brees and Aaron Rodgers. Among the group, there are 10 Pro Football Hall of Famers, 12 NFL MVP Award winners, 12 Super Bowl champions and 10 Super Bowl MVPs.

### PASSING YARDS (THROUGH FIRST 26 GAMES)

Name	Team	Yards
Patrick Mahomes	KC	8,189
Kurt Warner*	STL	7,649
Dan Marino*	MIA	7,213
Aaron Rodgers	GB	6,826
Peyton Manning	IND	6,493
Joe Namath*	NYJ	6,360
Jim Kelly*	BUF	6,112
Tom Brady	NE	5,890
Brett Favre*	GB	5,532
Joe Montana*	SF	5,477
Drew Brees	SD	5,295
Johnny Unitas*	BAL	5,163
John Elway*	DEN	4,698
Steve Young*	SF	4,353
Troy Aikman*	DAL	4,328

### PASSING TOUCHDOWNS (THROUGH FIRST 26 GAMES)

Name	Team	TDs
Patrick Mahomes	KC	69
Dan Marino*	MIA	65
Kurt Warner*	STL	61
Aaron Rodgers	GB	47
Peyton Manning	IND	46
Johnny Unitas*	BAL	45
Tom Brady	NE	42
Joe Namath*	NYJ	41
Jim Kelly*	BUF	40
Joe Montana*	SF	33
Brett Favre*	GB	31
John Elway*	DEN	30
Drew Brees	SD	27
Steve Young*	SF	21
Troy Aikman*	DAL	20



### PASS COMPLETIONS (THROUGH FIRST 26 GAMES)

Name	Team	Comp.
Patrick Mahomes	KC	617
Aaron Rodgers	GB	562
Tom Brady	NE	559
Kurt Warner*	STL	548
Brett Favre*	GB	533
Peyton Manning	IND	528
Dan Marino*	MIA	525
Drew Brees	SD	512
Jim Kelly*	BUF	502
Joe Montana*	SF	502
Joe Namath*	NYJ	428
Troy Aikman*	DAL	381
John Elway*	DEN	373
Johnny Unitas*	BAL	348
Steve Young*	SF	347

### PASSER RATING (THROUGH FIRST 26 GAMES)

Name	Team	Rating
Patrick Mahomes	KC	111.1
Kurt Warner*	STL	105.1
Dan Marino*	MIA	103.2
Aaron Rodgers	GB	97.2
Tom Brady	NE	89.2
Johnny Unitas*	BAL	88.6
Jim Kelly*	BUF	86.8
Joe Montana*	SF	86.5
Peyton Manning	IND	79.4
Brett Favre*	GB	79.1
Drew Brees	SD	73.1
Steve Young*	SF	72.4
John Elway*	DEN	70.1
Joe Namath*	NYJ	67.3
Troy Aikman*	DAL	62.0

### INTERCEPTIONS (THROUGH FIRST 26 GAMES)

Name	Team	INTs
Patrick Mahomes	KC	15
Aaron Rodgers	GB	18
Joe Montana*	SF	21
Steve Young*	SF	22
Tom Brady	NE	23
Dan Marino*	MIA	24
Jim Kelly*	BUF	25
Johnny Unitas*	BAL	27
Kurt Warner*	STL	30
Drew Brees	SD	31
John Elway*	DEN	31
Brett Favre*	GB	31
Troy Aikman*	DAL	36
Peyton Manning	IND	38
Joe Namath*	NYJ	46

\* Denotes Pro Football Hall of Famer

### MAHOMES' SPOT IN NFL RECORD BOOKS

Chiefs QB Patrick Mahomes has already made an impact in league annals through just 26 career games played. After finishing 2018 with 5,097 passing yards and 50 passing TDs, the signal-caller has entered the 2019 season by picking up right where he left off.

#### NFL RECORD

FASTEST TO 8,000 PASSING YARDS AND 65 PASSING TDS:

Rk.	Name	Year(s)	Games
1.	Patrick Mahomes	2017-19	25
2.	Dan Marino	1983-85	30
3.	Kurt Warner	1998-01	30

#### NFL RECORD

MOST CONSECUTIVE 300-YARD GAMES (SINGLE SEASON):

Rk.	Name	Year	Games
1t.	Patrick Mahomes	2018	8
	Andrew Luck	2014	8
3t.	Rich Gannon	2002	6
	Kurt Warner	2000	6
	Steve Young	1998	6

## MISC. OFFENSIVE NOTES

### KELCE LOGS NFL RECORD

Chiefs TE Travis Kelce recorded 103 receptions for 1,336 yards in 2018, which stood as an NFL record for single-season receiving yards by a tight end until later that day when San Francisco TE George Kittle broke his record. Kelce now owns the second-most receiving yards in a single season by a tight end in NFL history.

#### NFL Leaders

##### Single-Season Receiving Yards by a Tight End

Rk.	Tm.	Name	Year	Rec.	Yards	Avg.
1.	SF	George Kittle	2018	88	1,377	15.6
2.	KC	<b>Travis Kelce</b>	<b>2018</b>	<b>103</b>	<b>1,336</b>	<b>13.0</b>
3.	NE	Rob Gronkowski	2011	90	1,327	14.7
4.	NO	Jimmy Graham	2011	99	1,310	13.2
5.	SD	Kellen Winslow	1980	89	1,290	14.5



### 2018 CHIEFS PRO BOWL PLAYERS

The National Football League announced on Dec. 18, 2018 that six members of the Kansas City Chiefs were selected to participate in the 2019 NFL Pro Bowl. Five of those players are currently on the Chiefs roster for 2019.

**Eric Fisher (Tackle) – 1st Nomination**  
**Tyreek Hill (Wide Receiver) – 3rd Nomination**  
**Travis Kelce (Tight End) – 4th Nomination**  
**Patrick Mahomes (Quarterback) – 1st Nomination**  
**Anthony Sherman (Fullback) – 1st Nomination**

Chiefs DE Chris Jones, P Dustin Colquitt, K Harrison Butker, LB Anthony Hitchens and T Mitchell Schwartz were named alternates.

The 2019 Pro Bowl returned to Camping World Stadium in Orlando, Florida. The NFL is the only sports league that combines voting by fans, coaches and players to determine its all-star teams. Chiefs QB Patrick Mahomes won the AFC Offensive MVP for the Pro Bowl, earning a trophy and a car for his efforts in the game.



### KELCE JOINS THE 6,000 CLUB - REC. STREAK

With 92 receiving yards in Kansas City's Week 11 game against the Chargers (11/18/19), TE Travis Kelce became just the seventh pass catcher in franchise history to cross the 6,000-yard plateau for their career, now owning 6,069 career receiving yards. He had five 100-yard receiving games in 2018.

#### Chiefs Record Book - Most Receiving Yards, Career

Rk.	Yards	Player	Pos.	Seasons
1.	10,940	Tony Gonzalez	TE	1997-08
2.	7,306	Otis Taylor	WR	1965-75
3.	7,155	Dwayne Bowe	WR	2007-15
4.	6,454	Henry Marshall	WR	1976-87
5.	6,360	Carlos Carson	WR	1980-89
6.	6,341	Stephone Paige	WR	1983-91
7.	<b>6,069</b>	<b>Travis Kelce</b>	<b>TE</b>	<b>2013-19</b>

TE Travis Kelce has recorded at least one pass reception in 90 consecutive games from Week 1 of the 2014 season (Sept. 7, 2014) through Week 11 of the 2019 season, which is good enough for the second-longest streak in franchise history.

#### Chiefs Record Book - Consecutive Games with Reception

Rk.	Games	Player	Years
1.	131	Tony Gonzalez	Dec. 4, 2000 – Dec. 28, 2008
2.	<b>90</b>	<b>Travis Kelce</b>	<b>Sept. 7, 2014 – Present</b>
3.	83	Stephone Paige	Nov. 17, 1985 – Sept. 29, 1991

### KELCE YARDS AFTER CATCH

Since entering the NFL in 2013, Chiefs TE Travis Kelce ranks first among all tight ends in yards after catch.

Rk.	Pos.	Name	Rec.	Yards	YAC
1.	TE	<b>Travis Kelce</b>	<b>473</b>	<b>6,069</b>	<b>2,996</b>
2.	TE	Rob Gronkowski	334	5,198	2,041
3.	TE	Jimmy Graham	424	5,105	1,943
4.	TE	Zach Ertz	504	5,539	1,834
5.	TE	Greg Olsen	403	5,013	1,758

### FASTEST TO 450 RECEPTIONS & 6,000 YARDS

With 92 receiving yards in Week 11 of the 2019 season, TE Travis Kelce passed the 6,000-career receiving yards plateau. In Week 8 of the 2019 season, Kelce passed the 450-career receptions mark. With 473 receptions and 6,069 receiving yards in 91 career NFL games, Kelce became the fastest tight end in NFL history to reach 450+ receptions and 6,000+ receiving yards.

Tight End	Rec.	Yards	Games
<b>Travis Kelce</b>	<b>473</b>	<b>6,069</b>	<b>91</b>
Kellen Winslow	471	6,022	94
Rob Gronkowski	451	6,797	98
Jimmy Graham	485	6,063	100
Antonio Gates	467	6,069	105

### KELCE OFF THE CHARTS

Chiefs TE Travis Kelce ranks first among all tight ends in receiving yards since Week One of the 2016 season and fifth among all players. Kelce logged career highs in 2018 with 103 catches for 1,336 yards.

#### NFL Leaders (Since Week 1 - 2016)

##### Receiving Yards

Rk.	Pos.	Name	Rec.	Yards	Avg.
1.	TE	<b>Travis Kelce</b>	<b>334</b>	<b>4,332</b>	<b>13.0</b>
2.	TE	Zach Ertz	335	3,515	10.5
3.	TE	George Kittle	183	2,562	14.0
4.	TE	Eric Ebron	211	2,410	11.4
5.	TE	Jimmy Graham	205	2,396	11.7

## MISC. OFFENSIVE NOTES

### RELIABILITY WITH KELCE

Chiefs TE Travis Kelce's 90 consecutive games with a reception ranks tied for fifth among all active NFL players. Kelce's achievement also ranks as the longest consecutive game mark by a TE in the National Football League.

Rk.	Name	Team	Games	Date
1.	Larry Fitzgerald	ARI	237	Nov. 7, 2004 – Present
2.	Julio Jones	ATL	113	Dec. 4, 2011 – Present
3.	Golden Tate	NYG	111	Oct. 28, 2012 – Present
4.	DeAndre Hopkins	HOU	105	Sept. 9, 2013 – Present
5.	<b>Travis Kelce</b>	<b>KC</b>	<b>90</b>	<b>Sept. 7, 2014 – Present</b>
6.	Jarvis Landry	CLE	90	Sept. 14, 2014 – Present
7.	Julian Edelman	NE	81	Nov. 18, 2012 – Present

### PUT IT ON THE BOARD

From 2018 through Week 12 of the 2019 season, the Chiefs rank first in the NFL in points scored per game (32.3). The club also ranks first in the NFL in first quarter points scored (211), 24 more points than the next closest team.

#### NFL LEADERS - POINTS PER GAME (2018-19)

Rk.	Team	Points Per Game
1.	<b>KC</b>	<b>32.3</b>
2t.	LAR	28.7
	NO	28.7
	BAL	28.7
5.	NE	27.3

#### NFL LEADERS - 1Q PTS SCORED (2018-19)

Rk.	Team	1st Q Pts
1.	<b>KC</b>	<b>211</b>
2.	BAL	187
3.	NE	182
4.	DET	147

### DOMINATING THE SECOND QUARTER

Kansas City also leads the National Football League with 120 second-quarter points through the first 12 weeks, 11 more than any other team in the NFL.

#### NFL LEADERS: 2Q POINTS SCORED (FIRST 12 WEEKS)

Rk.	Team	2nd Q Pts
1.	<b>Kansas City</b>	<b>120</b>
2.	Tampa Bay	109
3.	Baltimore	107
4.	Seattle	100
5.	Dallas	98

### RACKING UP THE POINTS

Since Andy Reid was named Head Coach in 2013, the Chiefs have had at least four games each season where they've scored 30 or more points. In 2018, the club scored at least 30 points 12 times, which ranked first in franchise history.

#### CHIEFS RECORD BOOK MOST 30-POINT GAMES, SEASON

Rk.	Games	Seasons
1.	12	2018
2.	8	1966, 2002, 2004
3.	7	1999, 2003
4.	6	1960, 1967, 2010
5.	5	1962, 1965, 1968, 1983, 1994, 2005, 2006, 2015, 2016, 2017, 2019

### MITCHELL SCHWARTZ ON A STREAK

Chiefs T Mitchell Schwartz ranks first among active offensive tackles with 123 consecutive games started in his career. Until the second quarter of KC's Week 10 game at Tennessee, Schwartz had not missed a single offensive snap in his NFL career, dating back to his rookie season in 2012. According to STATS research, Schwartz had accumulated 7,849 consecutive offensive snaps played, the most by any active player OL in the NFL.

Games	Player	Team	Cons. Snaps
123	<b>Mitchell Schwartz</b>	<b>CLE/KC</b>	<b>7,849</b>

### ANTHONY SHERMAN ON A STREAK

Chiefs FB Anthony Sherman has been one of the most consistent players in the NFL. Sherman ranks first among active fullbacks in the NFL for consecutive games played.

#### NFL LEADERS, CONSECUTIVE GAMES PLAYED, FULLBACKS

Rk.	Games	Player	Team
1.	106	<b>Anthony Sherman</b>	<b>Chiefs</b>
2.	105	Patrick DiMarco	Bills

### SCRIMMAGE YARDS PER GAME LEADERS

From 2018 through Week 12 of the 2019 season, the Chiefs rank first in the NFL in scrimmage yards per game.

#### 2018-19 NFL LEADERS - SCRIMMAGE YARDS PER GAME

Rk.	Team	Scrimmage Yards Per Game
1.	<b>KC</b>	<b>425.4</b>
2.	TB	420.5
3.	BAL	408.1
4.	LAR	406.6
5.	ATL	401.5

### TOO LEGIT TO COLQUITT

Kansas City Chiefs P Dustin Colquitt played his 225th game in a Chiefs uniform in the 2019 season home opener on Sept. 22, against the Baltimore Ravens.

Colquitt surpassed Chiefs Hall of Fame G Will Shields, for the most games played in franchise history. He also claims the title of playing the most regular season games by a punter with a single team in NFL history.

Colquitt was drafted by the Kansas City Chiefs in the third round (99th overall) of the 2005 NFL draft. Throughout his 15 seasons with the Chiefs, Colquitt has acquired several accolades, including a career total of 1,113 punts for 49,904 yards, which ranks fourth in the AFC and ninth among all-time leaders in punt yards. He is now the 16th punter in NFL history to record 1,100 or more punts in a career. Colquitt also ranks third amongst all-time leaders for punts inside the 20 with a total of 459 punts. With a net punting average of 39.8, Colquitt ranks 17th in all-time punt leaders.

His success has landed Pro Bowl appearances in following both the 2012 and 2016 seasons.



## MISC. OFFENSIVE NOTES

### HILL FINDING THE ENDZONE

Chiefs WR Tyreek Hill ranks first among all NFL receivers in overall touchdowns since the start of the 2016 season. Hill scored 12 receiving, one rushing and one return touchdown in 2018.

#### NFL Leaders (2016-19)

##### Overall Touchdowns by a WR

Rk.	Name	Touchdowns
1.	<b>Tyreek Hill</b>	<b>39</b>
2.	Antonio Brown	37
3.	Davante Adams	36
4.	DeAndre Hopkins	34
5.	Mike Evans	33

### HILL'S 25+ YARD CATCHES

WR Tyreek Hill recorded 87 catches for 1,479 yards in 2018, including 22 catches of 25-yards or more, which ranked first in the NFL and is six more than the next person on the list.

Rk.	Name	Rec.	Yards	TD	25+
1.	<b>Tyreek Hill</b>	<b>87</b>	<b>1,479</b>	<b>12</b>	<b>22</b>
2t.	Mike Evans	86	1,524	8	16
	T.Y. Hilton	76	1,270	6	16
4t.	Antonio Brown	104	1,297	15	14
	Julio Jones	113	1,677	8	14
	DeAndre Hopkins	115	1,572	11	14
	Tyler Lockett	57	965	10	14

### CHEETAH'S ROOKIE SEASON (2016)

Rookie WR Tyreek Hill had six receiving touchdowns in 16 games ranking him tied for first in franchise history for most receiving touchdowns by a rookie. Below is a look at the Chiefs rookie record book for receiving TDs.

Rk.	Player	TD	Season
1t.	<b>Tyreek Hill</b>	<b>6</b>	<b>2016</b>
	Fred Arbanas	6	1962
	Stephone Paige	6	1983
4t.	Chris Burford	5	1960
	Otis Taylor	5	1965
	Bill Jones	5	1990
	Tim Barnett	5	1991
	Dwayne Bowe	5	2007

Hill found a knack for returning punts early in his career. Through 16 games, the newcomer led the NFL in punt return yards with 592 total yards.

Rk.	Player	Team	Ret.	Yards	Avg.
1.	<b>Tyreek Hill</b>	<b>KC</b>	<b>39</b>	<b>592</b>	<b>15.2</b>
2.	Tavon Austin	LA	44	364	8.3
3.	Jamison Crowder	WAS	27	328	12.1
4.	Jalen Richard	OAK	34	306	9.0
5.	Brandon Tate	BUF	26	301	11.6

• According to ESPN Stats & Info, Hill became the first player with a rushing TD, receiving TD and kick return TD in a single game since Gale Sayers (1965 Bears against Vikings) with his performance against the Denver Broncos on Nov. 27, 2016.

• According to the National Football League, during Hill's kickoff return touchdown vs. Denver on Nov. 27, Hill reached a maximum speed of 22.77 miles per hour on his TD run, the fastest by a ball carrier in the NFL in 2016. Hill was clocked at 23.24 MPH in a kickoff return against Houston on Sept. 18, 2016, but the play was nullified by penalty.

### HILL'S 50+ PRODUCTION

WR Tyreek Hill owns 19 plays of at least 50-yards with all but two resulting in a touchdown, including five return TDs (4 PR, 1 KR), 10 receiving TDs and two rushing TDs. Below is a list of his 50+ yard plays. He owned five such plays last season, all resulting in a TD.

Date	Opp.	50+ Yard Play
Jan. 1, 2017	@ SD	95-yard PR TD
Sept. 9, 2018	@ LAC	91-yard PR TD
Nov. 27, 2016	@ DEN	86-yard KR TD
Oct. 8, 2017	@ HOU	82-yard PR TD
Dec. 3, 2017	@ NYJ	79-yard TD reception
Dec. 8, 2016	OAK	78-yard PR TD
Oct. 14, 2018	@ NE	75-yard TD reception
Sept. 7, 2017	@ NE	75-yard TD reception
Nov. 19, 2018	@ LAR	73-yard TD reception
Dec. 25, 2016	DEN	70-yard TD rush
Dec. 18, 2016	TEN	68-yard TD rush
Dec. 30, 2018	OAK	67-yard TD reception
Oct. 19, 2017	@ OAK	64-yard TD reception
Dec. 16, 2017	LAC	64-yard TD reception
Sept. 9, 2018	@ LAC	58-yard TD reception
<b>Oct. 17, 2019</b>	<b>@ DEN</b>	<b>57-yard TD reception</b>
Nov. 5, 2017	@ DAL	56-yard TD reception
Dec. 24, 2017	MIA	52-yard reception
Oct. 16, 2016	@ OAK	50-yard PR

• The Chiefs are 12-6 in games that Hill records a play of 50+ yards.

• He's recorded a play of 50+ yards in 33.0 percent (18 of the 54) of the games he's played in.

• Hill has had one game with two plays of 50+ yards both resulting in touchdowns. In the club's 2018 season opener at Los Angeles, Hill recorded a 91-yard punt return and a 58-yard TD reception. Hill joined Pro Football Hall of Famer Bob Hayes (December 8, 1968 vs. Pittsburgh) and Tavon Austin (November 10, 2013 at Indianapolis) as the only players in NFL history to record a 50+ yard touchdown catch and a 90+ yard punt-return touchdown in a single game. (Credit NFL Stats)

• His 95- and 91-yard punt returns rank first and fourth, respectively, in franchise history. Hill's four career punt return TDs (all were 50+ yards) rank tied

### SAMMY WATKINS RECEIVING AVG.

Since entering the NFL in 2014, WR Sammy Watkins is tied for the sixth-most yards per catch among all active wide receivers with 200+ receptions.

Rk.	Name	Rec.	Yards	Avg
1.	DeSean Jackson	242	4,303	17.8
2.	T.Y. Hilton	410	6,531	15.9
3.	Mike Evans	457	7,146	15.6
4.	Kenny Stills	254	3,897	15.3
5.	Julio Jones	588	8,944	15.2
6.	<b>Sammy Watkins</b>	<b>274</b>	<b>4,109</b>	<b>15.0</b>
7.	John Brown	273	4,086	15.0



## MISC. OFFENSIVE NOTES



### MCCOY TOPS CHART FOR RUSHING YARDS

Chiefs RB LeSean McCoy ranks first in the NFL in rushing yards since entering the league in 2009.

Rk.	Player	Team	Yards
1.	<b>LeSean McCoy</b>	<b>KC</b>	<b>11,006</b>
2.	Frank Gore	BUF	10,848
3.	Adrian Peterson	WAS	10,760
4.	Matt Forte	CHI/NYJ	8,558
5.	Chris Johnson	TEN/NYJ/ARI	8,423

### MCCOY MOVES THE STICKS

McCoy ranks first among all players in rushing first downs since his rookie season in 2009.

Rk.	Player	Team	1st. Downs
1.	<b>LeSean McCoy</b>	<b>KC</b>	<b>545</b>
2.	Frank Gore	BUF	513
3.	Adrian Peterson	WAS	504
4.	Marshawn Lynch	BUF/SEA/OAK	414
5.	Matt Forte	CHI/NYJ	396

### THROUGH THE AIR

Since entering the league in 2009, McCoy ranks third among all running backs in receiving yards and tied for fourth in receptions of 25-plus yards.

Rk.	Player	Team	Rec. Yards
1.	Darren Sproles	PHI	4,457
2.	Matt Forte	CHI/NYJ	4,195
3.	<b>LeSean McCoy</b>	<b>KC</b>	<b>3,773</b>
4.	Le'Veon Bell	NYJ	3,028
5.	Ray Rice	BAL	2,761

Rk.	Player	Team	Rec. of 25+
1.	Matt Forte	CHI/NYJ	26
2.	Darren Sproles	PHI	23
3.	James White	NE	18
4.	<b>LeSean McCoy</b>	<b>KC</b>	<b>17</b>
	Giovani Bernard	CIN	17
	Arian Foster	HOU/MIA	17
	Todd Gurley II	LAR	17
	David Johnson	ARI	17
	Marcel Reece	OAK/SEA	17
	Ray Rice	BAL	17

### MCCOY CAN HANDLE THE ROCK

McCoy leads all players in touches from scrimmage since entering the league in 2009.

Rk.	Player	Team	Touches
1.	<b>LeSean McCoy</b>	<b>KC</b>	<b>2,924</b>
2.	Frank Gore	BUF	2,872
3.	Adrian Peterson	WAS	2,601
4.	Matt Forte	CHI/NYJ	2,531
5.	Chris Johnson	TEN/NYJ/ARI	2,176

### LEADER OF THE DECADE

McCoy leads all NFL players with 84 scrimmage TDs scored since 2010, also leading the pack with 13,834 scrimmage yards in the past decade.

Rk.	Player	Team	Scrim. TDs
1.	<b>LeSean McCoy</b>	<b>KC</b>	<b>84</b>
2.	Rob Gronkowski	NE	80
3.	Antonio Brown	PIT/NE	75
	Marshawn Lynch	BUF/SEA/OAK	75
5.	Jimmy Graham	GB	74
6.	Dez Bryant	DAL	73

### MCCOY RANKS AMONG SCRIMMAGE LEADERS

Since entering the league in 2009, McCoy ranks first in scrimmage yards and second in TDs from scrimmage among all players.

Rk.	Player	Team	Scrim. Yards
1.	<b>LeSean McCoy</b>	<b>KC</b>	<b>14,779</b>
2.	Frank Gore	BUF	13,289
3.	Matt Forte	CHI/NYJ	12,753
4.	Adrian Peterson	WAS	12,688
5.	Julio Jones	ATL	11,799

Rk.	Player	Team	Scrim. TDs
1.	Adrian Peterson	WAS	90
2.	<b>LeSean McCoy</b>	<b>KC</b>	<b>88</b>
3.	Rob Gronkowski	NE	80
4.	Marshawn Lynch	BUF/SEA/OAK	77
5.	Antonio Brown	PIT/NE	75

### MCCOY LEADS IN RUSHES OF 10+

Over the past 10 seasons, McCoy leads all players in total rushes from scrimmage of 10-plus yards.

Rk.	Player	Team	Rush. of 10+
1.	<b>LeSean McCoy</b>	<b>KC</b>	<b>314</b>
2.	Adrian Peterson	WAS	288
3.	Frank Gore	BUF	261
4.	Matt Forte	CHI/NYJ	210
5.	Marshawn Lynch	BUF/SEA/OAK	209

### MCCOY RANKS AMONG THE GREATS

Through just 10 accrued seasons, McCoy ranks 22<sup>nd</sup> in NFL history with 11,006 career rushing yards. Among all active players, McCoy ranks third on the list behind Bills RB Frank Gore and Redskins RB Adrian Peterson.

Players ahead of McCoy on the list feature 15 Pro Football Hall of Famers (\*).

Rk.	Player	Team	Rush. Yds
1.	Emmitt Smith*	DAL/ARI	18,355
2.	Walter Payton*	CHI	16,726
3.	Frank Gore	BUF	15,289
4.	Barry Sanders*	SF	15,269
5.	Curtis Martin*	NE/NYJ	14,101
6.	Adrian Peterson	WAS	13,861
7.	LaDainian Tomlinson*	SD/NYJ	13,684
8.	Jerome Bettis*	LAR/STL/PIT	13,662
9.	Eric Dickerson*	LAR/IND	13,259
10.	Tony Dorsett*	DAL/DEN	12,739
11.	Jim Brown*	CLE	12,312
12.	Marshall Faulk*	IND/STL	12,279
13.	Edgerrin James	IND/ARI/SEA	12,246
14.	Marcus Allen*	LAA/KC	12,243
15.	Franco Harris*	PIT/SEA	12,120
16.	Thurman Thomas*	BUF/MIA	12,074
17.	Fred Taylor	JAX/NE	11,695
18.	Steven Jackson	STL/ATL/NE	11,438
19.	John Riggins*	NYJ/WAS	11,352
20.	Corey Dillon	CIN/NE	11,241
21.	O.J. Simpson*	BUF/SF	11,236
22.	<b>LeSean McCoy</b>	<b>KC</b>	<b>11,006</b>

## CHIEFS DEFENSIVE NOTES

### CHIEFS TAKEAWAYS UNDER REID

Dating back to 2013 when Chiefs Head Coach Andy Reid arrived in Kansas City, the Chiefs defense ranks first in the AFC and second in the NFL when it comes to forcing opponent turnovers, tallying 181 total takeaways.

Rk.	Team	Games	Takeaways
1.	CAR	107	186
2.	KC	107	181
3.	SEA	107	180
4.	PHI	107	174
5.	NE	107	173
6.	LAR	107	171

### POINTS PER GAME ALLOWED

Dating back to 2013, Kansas City's defense ranks fourth in the NFL in allowing opposing teams to score just 20.6 points per game.

Rk.	Team	PPG
1.	New England Patriots	18.3
2.	Seattle Seahawks	18.7
3.	Baltimore Ravens	20.3
4.	Kansas City Chiefs	20.6
5.	Minnesota Vikings	20.8

### PASSES DEFENSED

Going back to 2013, the club ranks first in the NFL for most passes defended with 566 passes defended.

Rk.	Team	PD
1.	Kansas City Chiefs	566
2t.	Buffalo Bills	548
	Philadelphia Eagles	548
4.	Cincinnati Bengals	544

### RUSHING TOUCHDOWNS ALLOWED

Since 2013, the Chiefs have allowed only 76 rushing touchdowns, which ranks tied for fifth in the AFC during that span.

Rk.	Team	Rushing TDs Allowed
1.	New England Patriots	49
2t.	Baltimore Ravens	68
	Houston Texans	68
4.	New York Jets	73
5t.	Denver Broncos	76
	Kansas City Chiefs	76

### OPPONENT COMPLETION PERCENTAGE

Dating back to 2013, Kansas City's pass defense is allowing opposing quarterbacks to complete just 59.1 percent of passes, ranking first in the NFL.

Rk.	Comp. %	Team
1.	59.1	Kansas City Chiefs
2.	59.8	New England Patriots
3.	60.2	Buffalo Bills
4.	60.6	Denver Broncos
5.	61.0	Baltimore Ravens

### OPPONENT PASSER RATING

Since 2013, the Chiefs are holding opposing teams to a 83.0 passer rating, placing the unit fourth in the NFL during that time span.

Rk.	Passer Rtg	Team
1.	79.6	Buffalo Bills
2.	80.8	Seattle Seahawks
3.	82.0	New England Patriots
4.	83.0	Kansas City Chiefs
5.	83.4	Denver Broncos

### INTS SINCE 2013

The Chiefs rank tied for third in the NFL with 108 interceptions since 2013, returning those interceptions for a league-best 1,892 yards and 17 TDs.

Rk.	INTs	Team
1.	112	Buffalo Bills
2.	111	Carolina Panthers
3t.	108	Kansas City Chiefs
	108	New England Patriots
5.	106	Cincinnati Bengals

### INT RETURN TDS SINCE 2013

The Chiefs have returned 17 of their 108 interceptions for touchdowns since 2013, the most in the NFL over that span.

Rk.	INT TDs	Team
1.	17	Kansas City Chiefs
2.	15	Chicago Bears
3t.	14	Arizona Cardinals
	14	Denver Broncos
	14	Houston Texans
6t.	13	Los Angeles Rams
	13	Tampa Bay Buccaneers

### DEFENSE GETS HOME

Getting after the opposing quarterback has been a point of pride for the Kansas City Chiefs. The Chiefs defense tied for the NFL lead in 2018 with 52.0 total sacks, as DT Chris Jones ranked third in the NFL with 15.5 sacks. The Chiefs defensive unit collected 9.0 sacks in Week 7, the most in a single game since 2013, and added a 5.0 sack performance in Week 8.

#### 2019 Chiefs Sack Leaders

DE Emmanuel Ogbah	5.5
DE Frank Clark	5.0
DT Chris Jones	5.0
DE Tanoh Kpassagnon	3.0
DE Alex Okafor	3.0

#### Multiple Sacks from Weeks 7-8

DE Frank Clark	2.0
LB Anthony Hitchens	2.0
DE Tanoh Kpassagnon	2.0
DE Emmanuel Ogbah	2.0
DE Alex Okafor	2.0

### GLOBAL TIES

The 2019 Chiefs roster has several global ties, including three internationally born players.

• **G Laurent Duvernay-Tardif** is from Quebec, where he attended McGill University and became just the second player out of McGill to be drafted into the NFL. Sticking to his Canadian roots during the 2018 PyeongChang Winter Olympics, **Duvernay-Tardif** served as a reporter for the Canadian Broadcasting Corporation.



• Despite not being born internationally, **LB Tanoh Kpassagnon** spent his summers visiting his father, an economist in Ivory Coast.

• After **S Daniel Sorensen's** freshman season at BYU in 2008, he missed the next two football seasons while he was serving in the Costa Rica San Jose Mission from 2010-11.

• Five Chiefs players on the roster have roots in Nigeria. **DE Emmanuel Ogbah** was born in Lagos, Nigeria, and moved with his family to Texas when he was nine years old. **DT Derrick Nnadi** and **DE Alex Okafor** are both first generation Americans whose parents immigrated to the United States from Nigeria.

## CHIEFS DEFENSIVE NOTES

### CHIEFS DEFENSE NO STRANGER TO END ZONE

Below is a look at Kansas City's most recent defensive touchdowns. Kansas City is 121-30-2 (.797) when producing a defensive score. KC is 112-27-1 (.804) when scoring a defensive TD and 14-3-1 (.806) when recording a safety. Kansas City's defense ranks third in the NFL in scoring defense since 2013.

#### Defensive Scores Under Head Coach Andy Reid

Date	Opponent	Defensive Score	Result
10/17/19	@ DEN	LB Reggie Ragland 5-yd fum return	W, 30-6
9/29/19	@ DET	CB B. Breeland 100-yd fum. return	W, 34-30
12/30/18	OAK	S Dan Sorensen 54-yd INT return	W, 35-3
11/19/18	@ LAR	DE Allen Bailey 2-yd fum. return	L, 51-54
10/21/18	CIN	S Ron Parker 33-yd INT return	W, 45-10
10/7/18	JAX	DL Chris Jones 20-yd INT return	W, 30-14
12/31/17	@ DEN	LB Ramik Wilson 11-yd fum. return	W, 27-24
10/30/17	DEN	CB Marcus Peters 45-yd fum. return	W, 29-19
10/2/17	WAS	LB Justin Houston 13-yd fum. return	W, 29-20
12/4/16	@ ATL	S Eric Berry 37-yd INT return	W, 29-28
11/27/16	@ DEN	LB Justin Houston safety (R. Okung)	W, 30-27
11/13/16	@ CAR	S Eric Berry 42-yd INT return	W, 20-17
10/23/16	NO	S Daniel Sorensen 48-yd INT return	W, 27-21
9/25/16	NYJ	LB Derrick Johnson 55-yd INT return	W, 24-3
12/20/15	@ BAL	CB Marcus Peters 90-yd INT return	W, 34-14
12/20/15	@ BAL	S Tyvon Branch 73-yd fumble return	W, 34-14
12/6/15	@ OAK	S Tyvon Branch 38-yd INT return	W, 34-20
11/22/15	SD	LB Justin Houston 17-yd INT return	W, 33-3
10/11/15	CHI	LB Ramik Wilson FR in endzone	L, 18-17
9/17/15	DEN	CB Marcus Peters 55-yd INT return	L, 31-24
9/29/14	NE	S Husain Abdullah 39-yd INT return	W, 41-14
12/15/13	@ OAK	S Eric Berry 47-yard INT return	W, 56-31
11/3/13	@ BUF	LB Tamba Hali 11-yard fumble return	W, 23-13
11/3/13	@ BUF	CB Sean Smith 100-yd INT return	W, 23-13
10/13/13	OAK	S Husain Abdullah 44-yd INT return	W, 24-7
9/19/13	@ PHI	S Eric Berry 38-yd INT return	W, 26-16
9/8/13	@ JAX	LB Tamba Hali 10-yd INT return	W, 28-2

### CHIEFS EXCEL WHEN SACKING THE QB

The Chiefs have placed an emphasis on putting pressure on opposing quarterbacks. Kansas City has recorded 6.0 or more team sacks 60 times in team history. In those 60 games, Kansas City has a 54-5-1 (.908) record and has outscored its opponents 1,759-725.

#### Record When Recording 6.0 or More Team Sacks

Date	Opponent	Sacks	Yds	Result
12/4/1960	Houston	7.0	54	W, 24-0
12/18/1960	Buffalo	6.0	37	W, 24-7
9/23/1962	@ Oakland	6.0	67	W, 26-16
12/8/1963	Denver	6.0	47	W, 52-21
12/14/1963	Boston	6.0	54	W, 35-3
11/8/1964	Oakland	7.0	65	W, 42-7
10/31/1965	Oakland	6.0	62	W, 14-7
10/8/1967	Miami	7.0	77	W, 41-0
9/28/1968	@ Miami	6.0	55	W, 48-3
11/10/1968	@ Cincinnati	6.0	35	W, 16-9
12/8/1968	@ San Diego	6.0	61	W, 40-3
12/14/1968	@ Denver	7.0	78	W, 30-7
10/26/1969	Cincinnati	6.0	23	W, 42-22
11/2/1969	@ Buffalo	9.0	93	W, 29-7
9/28/1970	@ Baltimore	7.0	73	W, 44-24
12/6/1970	Denver	6.0	45	W, 16-0
10/1/1972	@ Denver	8.0	63	W, 45-24
11/12/1973	Chicago	6.0	64	W, 19-7
12/2/1973	Cleveland	7.0	50	T, 20-20
9/23/1979	Oakland	7.0	55	W, 35-7
10/5/1980	@ Oakland	6.0	54	W, 31-17
11/13/1983	Cincinnati	7.0	49	W, 20-15
11/27/1983	@ Seattle	6.0	40	L, 48-51 (OT)
9/30/1984	Cleveland	11.0	78	W, 10-6
12/8/1985	Atlanta	7.0	53	W, 38-10
9/21/1986	Houston	7.0	42	W, 27-13
9/23/1990	@ Green Bay	6.0	35	W, 17-3
10/7/1990	@ Indianapolis	7.0	62	L, 19-23
11/11/1990	Seattle	9.0	70	L, 16-17
12/2/1990	@ New England	6.0	44	W, 37-7
10/7/1991	Buffalo	6.0	43	W, 33-6
11/17/1991	Denver	6.0	47	L, 20-24
10/11/1992	Philadelphia	6.0	39	W, 24-17
11/8/1992	San Diego	6.0	56	W, 16-14
12/27/1992	Denver	6.0	56	W, 42-20
10/3/1993	LA Raiders	6.0	46	W, 24-9
10/17/1994	@ Denver	6.0	30	W, 31-28
10/1/1995	@ Arizona	7.0	68	W, 24-3
9/15/1996	@ Seattle	7.0	18	W, 35-17
11/16/1997	Denver	6.0	38	W, 24-22
12/7/1997	Oakland	6.0	45	W, 30-0
12/14/1997	@ San Diego	7.0	34	W 29-7
9/6/1998	Oakland	10.0	58	W, 28-8
12/26/1998	@ Oakland	6.0	44	W, 31-24
9/17/2000	San Diego	6.0	31	W, 42-10
11/26/2000	@ San Diego	6.0	28	L, 16-17
12/10/2000	Carolina	6.0	18	W, 15-14
12/8/2002	St. Louis	7.0	49	W, 49-10
12/4/2011	Chicago	7.0	45	W, 10-3
9/8/2013	@ Jacksonville	6.0	50	W, 28-2
9/19/2013	@ Philadelphia	6.0	34	W, 26-16
10/13/2013	Oakland	9.0	63	W, 24-7
12/8/2013	@ Washington	6.0	31	W, 45-10
10/26/2014	St. Louis	7.0	44	W, 34-7
12/28/2014	San Diego	7.0	42	W, 19-7
11/1/2015	Detroit	6.0	32	W, 45-10
1/3/2016	Oakland	6.0	37	W, 23-17
10/30/2016	@ Indianapolis	6.0	38	W, 30-14
9/17/2017	Philadelphia	6.0	34	W, 27-20
10/17/2019	@ Denver	9.0	79	W, 30-6



## SPECIAL TEAMS NOTES

### BUTKER'S BOOTS

In his rookie season in 2017, K Harrison Butker recorded 142 points, ranking first in franchise history for most points by a kicker in a single season, passing Nick Lowery's previous mark of 139 set in 1990. His 142 points ranked third in franchise history for most points in a single-season by a player at any position. Butker holds the franchise record for most field goals in a season with 38 (2017). He converted a field goal in 13 consecutive games in 2017, the second-longest individual streak in a single-season in franchise history.

#### CHIEFS MOST POINTS, SEASON, KICKER

Rk.	Pts.	Player	Year
1.	142	Harrison Butker	2017
2.	139	Nick Lowery	1990
3.	137	Harrison Butker	2018
4t.	129	Jan Stenerud	1968
	129	Cairo Santos	2015
	129	Cairo Santos	2016

#### CHIEFS MOST POINTS, SEASON

Rk.	Pts.	Player	Year
1.	162	Priest Holmes	2003
2.	144	Priest Holmes	2002
3.	142	Harrison Butker	2017
4.	139	Nick Lowery	1990
5.	137	Harrison Butker	2018

### QUALITY SPECIAL TEAMS PLAY

Over the past seven seasons (2013-19) under Special Teams Coordinator Dave Toub, the Chiefs special teams units have performed consistently. In fact, over the seven-year span, the club leads the league in kick return average and ranks second in punt return average. Additionally, the Chiefs have a combined 11 return touchdowns, which also ranks first in the NFL.

Rk.	Team	KR	Yds.	Avg.	TDs
1.	Kansas City	285	7,143	25.1	4
2t.	Minnesota	253	6,326	25.0	5
	Baltimore	229	5,718	25.0	3
4.	Cincinnati	261	6,444	24.7	1
5.	Indianapolis	226	5,413	24.0	1

Rk.	Team	PR	Yds.	Avg.	TDs
1.	Baltimore	232	2,493	10.7	4
2.	Kansas City	273	2,901	10.6	7
3.	Minnesota	207	2,101	10.1	4
4.	Chicago	185	1,806	9.8	4
5.	Philadelphia	208	1,999	9.6	4

Rk.	Team	PR TDs	KR TDs	Tot TDs
1.	Kansas City	7	4	11
2.	Minnesota	4	5	9
3.	Philadelphia	4	4	8
4t.	Baltimore	4	3	7
	Detroit	5	2	7

### HILL MAKING HISTORY

Chiefs wide receiver and return specialist Tyreek Hill has a knack for finding the end zone when teams kick to him. In 54 career games played, he has returned five kicks for scores. Below is where he ranks in team history.

#### CHIEFS RECORD BOOK - CAREER RETURNS FOR TDS

Rk.	Player	PR	KR	Total
1.	Dante Hall	5	6	11
2.	Tamarick Vanover	4	4	8
3.	Tyreek Hill	4	1	5
4.	J.T. Smith	4	0	4
5.	Dexter McCluster	3	0	3

### COLQUITT INSIDE THE 20

Dating back to 2005, Chiefs P Dustin Colquitt leads all NFL punters in pinning opponents inside of their own 20-yard line. His current mark of 459 stands as a Chiefs franchise record.

Rk.	Player	TM	Punts	Avg.	In. 20	Net Avg.
1.	Dustin Colquitt	KC	1,113	44.8	459	39.8
2.	Andy Lee	ARI	1,269	46.6	416	39.9
3.	Sam Koch	BAL	1,028	45.3	396	39.6
4.	Donnie Jones	---	1,131	45.5	373	39.6
5.	Shane Lechler	---	1,084	48.1	355	40.0

### COLQUITT PINS OPPONENTS

Chiefs P Dustin Colquitt finished tied for first in the NFL for most punts inside the 20-yard line with 35 in 2013. Colquitt set a personal single-season career high, a team record and was one punt shy of tying an NFL record for most punts inside the 20 with 45 in 2012. In 2014, 30 of his 66 punts landed inside the opponent's 20. He had 37 in 2015. In 2016, he landed 37 inside the 20. In 2017, he had 29 inside the 20. Colquitt landed 21 inside the 20 in 2018.

He is the Chiefs all-time leader in punts inside of the opponent's 20 with 459.

#### NFL RECORD BOOK: PUNTS INSIDE 20, SINGLE SEASON

Rank	Inside 20	Player	Year
1.	51	Johnny Hekker (LAR)	2016
2.	46	Dave Zastudil (ARI)	2012
3.	45	Dustin Colquitt (KC)	2012

#### CHIEFS RECORD BOOK: PUNTS INSIDE 20, CAREER

Rank	Inside 20	Player	Years
1.	459	Dustin Colquitt	2005-19
2.	117	Louie Aguiar	1994-98
3.	62	Bryan Barker	1990-93
4.	58	Jim Arnold	1983-85
5.	54	Kelly Goodburn	1987-90

### KICK RETURN RECORD

The NFL record for highest kickoff return average in a single season was previously 29.4, set by the 1972 Chicago Bears. Under Special Teams Coordinator Dave Toub, the Chiefs took over the top mark in NFL history in 2013, averaging 29.9 yards per return.

#### NFL RECORD BOOK - KICKOFF RETURN AVERAGE, SEASON

Rk.	Team	Avg.	Year
1.	Tennessee	32.0	2018
2.	Kansas City	29.9	2013
3.	Chicago	29.4	1972



## 2019 OFFSEASON NOTES

### QB PATRICK MAHOMES CLEANS UP 2018 AWARDS

First-year starting QB Patrick Mahomes led the Kansas City Chiefs to the team's first AFC Championship Game appearance since 1993, ultimately being recognized for his seasonal efforts with a plethora of acknowledgments.

The 23-year-old Mahomes became the youngest NFL Most Valuable Player Award recipient since Pro Football Hall of Famer Dan Marino (1984) at NFL Honors, one week removed from being named MVP of the Pro Bowl Game where he helped lead the AFC to a convincing victory over the NFC, 26-7. Mahomes became the first MVP Award recipient in Chiefs history shortly after receiving his First-Team All-Pro nod.

Continuing recognition at the highest level across the National Football League, Mahomes was awarded the ESPY for Best NFL Player and was named AFC Offensive Player of Year at the 101 Awards. In the final puzzle piece to close the door to the 2018 NFL season, Mahomes ranked No. 4 in the NFL's Top 100 Players of 2019 poll, as voted on by the players.

### CHIEFS NAME SPAGNUOLO NEW DC

Head Coach Andy Reid and the Kansas City Chiefs announced on Jan. 24 that the club had hired former NFL head coach and long-time NFL assistant coach Steve Spagnuolo as Defensive Coordinator.

"Steve is a bright defensive mind with a lot of coaching experience and success in our league," Chiefs Head Coach Andy Reid said. "I know him well from our time together in Philadelphia and I feel that his leadership skills and teaching abilities, combined with his scheme, will be a great fit for our team as we move forward."

Spagnuolo now brings more than 36 years of coaching experience across the collegiate and professional ranks to the Chiefs, including a tenure of two decades in the NFL. Prior to joining the Chiefs, Spagnuolo served as the defensive coordinator for the New York Giants for three seasons (2015-17) and was named the Giants interim head coach for the final four weeks of the 2017 season. His three years coordinating New York's defense marked his second stint in that role as he served as the Giants defensive coordinator from 2007-08. Spagnuolo's defense helped lead the Giants to a 17-14 victory over the previously undefeated Patriots in Super Bowl XLII.

After his first stop with the Giants (2007-08), Spagnuolo was hired as head coach of the St. Louis Rams, where he spent three seasons at the helm (2009-11). He also had a stint as defensive coordinator of the New Orleans Saints (2012) and spent two seasons on the defensive staff of the Baltimore Ravens, first as a senior defensive assistant (2013) and then as assistant head coach/secondary coach (2014).

Spagnuolo broke into the NFL under Kansas City Chiefs Head Coach Andy Reid when Reid held the same position with the Philadelphia Eagles (1999-2012). Spagnuolo spent eight seasons (1999-2006), holding the positions of defensive assistant/quality control coach (1999-2000), defensive backs coach (2001-03) and linebackers coach (2004-06). While with the Eagles, Spagnuolo was part of four consecutive NFC East titles, reached four straight conference title games and earned a Super Bowl appearance following the 2004 season.



### CHIEFS BOLSTER ROSTER WITH MOVES ON DEFENSE

The Kansas City Chiefs made quick work in the unrestricted free agency period of the offseason, signing S Tyrann Mathieu one day after the opening of the official signing period. Just over one month later, the additions continued on the defensive side of the ball as General Manager Brett Veach and the personnel staff orchestrated a trade with the Seattle Seahawks to acquire DE Frank Clark.

"Tyrann's a player we've had our eyes on for a while now, and we're excited about him joining our team," Chiefs General Manager Brett Veach said. "He's versatile and tough, with a lot of playmaking ability. He'll be a great addition to our secondary."

"Brett and his staff did a tremendous job working to get Tyrann here in Kansas City," Chiefs Head Coach Andy Reid said. "He's a talented player and very physical on the football field. We are excited to get started working with him this offseason."

With the acquisition of Clark, the Chiefs established a presence on the edge to fit new Defensive Coordinator Steve Spagnuolo's style and system.

"We're happy to add Frank to our team," Chiefs Head Coach Andy Reid said. "Competing against him and watching his film, you can see how physical and impressive he is in both the run and the pass game. He's young and has consistently played at a high level since he entered the league. Congrats to Brett and his team, as well as Frank's representatives on getting this deal done."



### CHIEFS EXTEND BUTKER AND SCHWARTZ

The Kansas City Chiefs reached agreements to extend the contracts of both K Harrison Butker and T Mitchell Schwartz.

Butker, the former seventh-round pick out of Georgia Tech by the Carolina Panthers in 2017, was originally signed by the Chiefs from the Panthers practice squad two seasons ago. Before culminating the offseason, the Chiefs and Butker mutually agreed to a five-year contract extension.

Butker has converted 62-of-69 career field goals in his two seasons for the Chiefs, garnering a nomination on the PFWA All-Rookie team in 2017. Butker was also named the AFC's Special Teams Player of the Month for December of the 2017 season. Butker's contribution of 137 points in 2018 added to the team's franchise-record of 565 total points scored, which ranked third all-time in NFL history.

A key piece of the offensive unit that assisted in scoring the most points in franchise history was T Mitchell Schwartz, who also agreed to an extension prior to the commencement of the 2019 season. By agreeing to the extension, Schwartz's current deal currently has him as a member of the Chiefs through the 2021 season.

Schwartz earned a First-Team All-Pro nod following the 2018 season. The former second-round pick in the 2012 NFL Draft by the Cleveland Browns has recorded 112 consecutive starts since entering the league in 2012 and owns the highest current streak of consecutive snaps in the NFL (7,397).

## 2019 KANSAS CITY CHIEFS DRAFT CLASS

**WR Mecole Hardman** was selected as the first of two second-round picks for the Chiefs (56th overall). Hardman hauled in 59 catches for 950 yards and 11 touchdowns in his last 29 games for the Georgia Bulldogs, averaging 16.1 yards per catch. He tallied seven catches of 30+ yards and four of at least 50+ yards in 2018.

**DB Juan Thornhill** was tabbed as the Chiefs' second and final second-round pick of the 2019 NFL Draft. Thornhill was selected 63rd overall out of the University of Virginia. Thornhill was a three-year starter at UVA, tallying 208 tackles, 39 passes defended, 13 INTs, 12.0 tackles-for-loss, 1.5 sacks and a forced fumble from 2016-18. He entered his senior season on the Nagurski and Bednarik watch lists and finished his career at Virginia as an AP All-ACC selection in 2018.

**DL Khaleke Saunders** rounded out the Day 2 picks for the Chiefs, as Kansas City selected Saunders with the 84th overall selection out of Western Illinois. Saunders racked up 25 tackles-for-loss and 14.0 sacks over the last two seasons for the Leathernecks, earning AP FCS Second-Team All-American honors as a senior. Following his efforts at the FCS level, Saunders also earned an invite to the 2019 Senior Bowl in Mobile, Ala.

**DB Rashad Fenton** was selected with one of the team's two sixth-round picks in the 2019 NFL Draft. Fenton was taken with the 201st overall selection out of the University of South Carolina. Fenton tallied a team-leading three interceptions in 2018 to go along with 34 tackles, six pass breakups and 2.5 tackles-for-loss. Fenton appeared in 48 games (30 starts) over the course of his four-year career for the Gamecocks, recording 122 tackles, 24 passes defended, five picks and a forced fumble.

**RB Darwin Thompson** was chosen by the Chiefs with the 214th overall pick on the team's second sixth-round selection. Thompson played just one season at Utah State, but tallied 1,044 rushing yards and 14 scores in 2018, averaging 6.8 yards per attempt, good for the 13th-best mark in the country. Contributing out of the backfield, Thompson hauled in 23 passes or 351 yards and two touchdowns to earn second-team All-Mountain West honors.

**G Nick Allegretti** was selected in the seventh round (216th overall) by the Chiefs out of the University of Illinois. Allegretti was a two-time captain at Illinois over his four-year career, earning Second-Team All-Big 10 honors from the media in 2018. He didn't miss a start over his final three years on the team. Allegretti also won the 2019 Big 10 Medal of Honor, which is awarded to one student athlete from the graduating class at each university who excelled both on and off the field. He was a four-time member of the Academic All-Big Ten, as well.

## SPAGNUOLO ROUNDS OUT DEFENSIVE STAFF

Defensive Coordinator Steve Spagnuolo and the Kansas City Chiefs enter 2019 with a defensive coaching staff that features members with scheme and organizational familiarity, along with championship experience.

### DEFENSIVE COACHING STAFF

Steve Spagnuolo – Defensive Coordinator  
Brendan Daly – Run Game Coordinator/Defensive Line  
Matt House – Linebackers  
Dave Merritt – Defensive Backs  
Sam Madison – Defensive Backs/Cornerbacks  
Britt Reid – Linebackers/Outside Linebackers  
Terry Bradden – Defensive Quality Control  
Alex Whittingham – Defensive Quality Control  
Connor Embree – Defensive Assistant

Daly, House, Merritt, Madison and Embree will be joining the Chiefs staff for the first time in each of their careers, while Reid, Bradden and Whittingham will be returning to the defensive staff in 2019.

**Brendan Daly** begins his first season with the Kansas City Chiefs in 2019 as the club's Run Game Coordinator/Defensive Line Coach after serving four seasons as the Defensive Line Coach for the New England Patriots. Daly spent three seasons (2009-11) with Chiefs Defensive Coordinator and then-Rams Head Coach Steve Spagnuolo as the Defensive Line Coach in St. Louis.

**Matt House**, entering his first season as Linebackers Coach of the Chiefs, served as Defensive Coordinator/Insider Linebackers Coach for the past two seasons at the University of Kentucky.

**Dave Merritt** will tutor the DBs in 2019. He joins Kansas City after spending last season as the Defensive Backs Coach with the Arizona Cardinals. Before coaching in Arizona, Merritt spent 14 seasons with the New York Giants, where he was a Defensive Assistant (2004-05) and Secondary/Safeties Coach (2006-17), winning Super Bowls XLII and XLVI. With the Giants, Merritt worked under Defensive Coordinator Steve Spagnuolo.

**Sam Madison** will serve the Chiefs in 2019 as the Defensive Backs/Cornerbacks Coach. Madison played cornerback in the National Football League for 12 seasons, the first nine with the Miami Dolphins (1997-2005). Following his time in Miami, Madison played three seasons with the New York Giants (2006-08), two came under Defensive Coordinator Steve Spagnuolo and all three under Defensive Backs Coach David Merritt. During their time together, Madison, Spagnuolo and Merritt won Super Bowl XLII.

## NEW TO THE KINGDOM

Since the beginning of 2019, the Kansas City Chiefs signed/traded for a number of players to bolster the roster heading into the regular season.

Pos.	Name	Last Team	How Acquired
TE	Blake Bell	Minnesota	Signed
CB	Morris Claiborne	N.Y. Jets	Signed
DE	Frank Clark	Seattle	Trade
LB	Darron Lee	N.Y. Jets	Trade
DB	Tyrann Mathieu	Houston	Signed
RB	LeSean McCoy	Buffalo	Signed
DE	Emmanuel Ogbah	Cleveland	Trade
DE	Alex Okafor	New Orleans	Signed
LB	Damien Wilson	Dallas	Signed



## KANSAS CITY AWARDED 2023 NFL DRAFT

The NFL announced that Kansas City was selected to host the 2023 NFL Draft at the annual Spring League Meeting in Key Biscayne, Fla. The 2023 NFL Draft will take place in Kansas City in the iconic area around Union Station and the National World War I Museum and Memorial, bringing fans together to celebrate one of the most-anticipated sports events of the year.

"We are excited to work with the Kansas City Chiefs and the City of Kansas City to showcase the area for a week-long celebration of football that will be watched by millions of fans," said NFL Commissioner Roger Goodell.

"This is a historic day for Kansas City and Chiefs Kingdom, and we are thrilled to be named the host city for the 2023 NFL Draft," said Clark Hunt, Chairman & CEO of the Kansas City Chiefs.

## CHIEFS MISCELLANEOUS NOTES

### OWNERSHIP OF 50+ YEARS

The Chiefs are one of only six current NFL franchises that have been owned by the same individual family for over 50 years.

<u>Ownership</u>	<u>Franchise</u>	<u>Years</u>
Halas Family	Chicago Bears	98
Bidwill Family	Arizona Cardinals	87
Rooney Family	Pittsburgh Steelers	86
<b>Hunt Family</b>	<b>Kansas City Chiefs</b>	<b>60</b>
Adams Family	Tennessee Titans	60
Ford Family	Detroit Lions	56



### NFL IMPORTANT DATES

#### 2019

Dec. 12 .....League Meetings - Las Colinas  
Dec. 29 ..... Final Week of Regular Season Play

#### 2020

Jan. 4-5.....NFL Wild Card Playoffs  
Jan. 11-12.....NFL Divisional Playoffs  
Jan. 18.....East-West Shrine Game - St. Petersburg, Florida  
Jan. 19.....AFC and NFC Championship Games  
Jan. 25.....Senior Bowl, Mobile, Alabama  
Jan. 26.....NFL Pro Bowl  
Feb. 2 .....Super Bowl LIV, Hard Rock Stadium - South Florida  
Feb. 24-March 2 .....NFL Scouting Combine - Indianapolis, Ind.  
March 18.....2020 League Year and Free Agency Begins  
March 29-April 1 .....Annual League Meetings, Palm Beach, Florida  
April 20 .....Offseason Program Begins  
April 23-25 .....NFL Draft, Las Vegas, Nevada

### BY THE NUMBERS

**2**

Super Bowl appearances

**3**

AFL Championship appearances

**9**

AFC West Division Championships

**486**

Franchise wins including postseason

**13**

Pro Football Hall of Famers

**49**

Chiefs Hall of Famers

**224**

Number of Chiefs wins vs. AFC West opponents, the most of any other AFC West team in intra-division affairs (reg. and postseason combined)

**10**

Retired Chiefs numbers

**60**

The club is in its 60th season of existence

**82,893**

Largest crowd (regular season)

**142.2**

Highest decibel level at Arrowhead Stadium

**214**

Games won by Head Coach Andy Reid

**26.0**

Average Age of the Current Chiefs Roster

**5**

Walter Payton Man of the Year Recipients

**48**

Seasons at Arrowhead Stadium

## CHIEFS ALL-TIME YEAR-BY-YEAR RESULTS

YEAR	PRESEASON	REG. SEASON	PLAYOFFS
1960	6-0	8-6	0-0
1961	4-1	6-8	0-0
1962	2-3	11-3	1-0
1963	3-2	5-7-2	0-0
1964	4-1	7-7	0-0
1965	3-2	7-5-2	0-0
1966	4-0	11-2-1	1-1 (S.B. loss)
1967	4-1	9-5	0-0
1968	4-1	12-2	0-1
1969	6-0	11-3	3-0 (S.B. win)
1970	4-3	7-5-2	0-0
1971	4-1-1	10-3-1	0-1
1972	5-2	8-6	0-0
1973	2-4	7-5-2	0-0
1974	3-3	5-9	0-0
1975	3-3	5-9	0-0
1976	2-4	5-9	0-0
1977	3-3	2-12	0-0
1978	2-2	4-12	0-0
1979	3-1	7-9	0-0
1980	3-1	8-8	0-0
1981	1-3	9-7	0-0
1982	2-1-1	3-6	0-0
1983	2-2	6-10	0-0
1984	1-3	8-8	0-0
1985	3-1	6-10	0-0
1986	2-2	10-6	0-1
1987	4-1	4-11	0-0
1988	2-1-1	4-11-1	0-0
1989	1-3	8-7-1	0-0
1990	1-3	11-5	0-1
1991	2-2	10-6	1-1
1992	1-3	10-6	0-1
1993	3-1	11-5	2-1
1994	2-3	9-7	0-1
1995	3-1	13-3	0-1
1996	3-1	9-7	0-0
1997	1-3	13-3	0-1
1998	2-3	7-9	0-0
1999	2-2	9-7	0-0
2000	0-4	7-9	0-0
2001	2-2	6-10	0-0
2002	3-1	8-8	0-0
2003	3-2	13-3	0-1
2004	1-3	7-9	0-0
2005	0-4	10-6	0-0
2006	2-2	9-7	0-1
2007	0-4	4-12	0-0
2008	2-2	2-14	0-0
2009	0-4	4-12	0-0
2010	1-3	10-6	0-1
2011	0-4	7-9	0-0
2012	1-3	2-14	0-0
2013	2-2	11-5	0-1
2014	1-3	9-7	0-0
2015	4-0	11-5	1-1
2016	2-2	12-4	0-1
2017	2-2	10-6	0-1
2018	2-2	12-4	1-1
2019	1-3	7-4	0-0

## BRIAN WATERS SELECTED TO CHIEFS HOF

Kansas City Chiefs Chairman and CEO Clark Hunt announced in April that former offensive guard Brian Waters would be the 2019 inductee into the Chiefs Hall of Fame. Waters is the 49th individual and 45th player to earn this coveted honor. The official enshrinement ceremony into the Chiefs Hall of Fame was held during Chiefs Alumni Weekend at Arrowhead Stadium against the Colts on Oct. 6.

"In his 13 seasons with the Chiefs, Brian Waters was a fixture on some of the best offensive lines in franchise history," Chiefs Chairman and CEO Clark Hunt said. "Although he was undrafted coming out of college, Brian made the most of his opportunity here in Kansas City, and his work ethic, talent and toughness made him an undisputed leader on the field and in the locker room. Brian also has a tremendous heart of service, and his commitment to the Kansas City community earned him the prestigious Walter Payton Man of the Year Award in 2009."

Over 13 seasons with the Kansas City Chiefs (2000-10), the New England Patriots (2011) and the Dallas Cowboys (2013), Waters played in 186 games with 170 starts, earning six Pro Bowl selections and two first-team All-Pro recognitions by the Associated Press.



## THE FIRST LADY OF FOOTBALL

Norma Hunt continues to play an integral part of the Chiefs in Kansas City. She owns the distinction of being the only woman known to have attended all 53 Super Bowls and was selected to preside over the coin toss at Super Bowl XLI along with Pro Football Hall of Fame quarterback Dan Marino. She is involved in numerous philanthropic and civic efforts in Kansas City and Texas. Her late husband, Lamar Hunt, was the guiding force behind the formation of the Kansas City Chiefs and the American Football League and was inducted into the Pro Football Hall of Fame in 1972. He, with the help of his family, coined the term "Super Bowl."

Hunt, along with her daughter-in-law Tavia Hunt and granddaughters Gracie and Ava Hunt, all participate in the NFL Women's Apparel advertising campaigns. The Hunts have been featured alongside other female NFL leaders such as Charlotte Jones Anderson (Dallas Cowboys Executive Vice President/Chief Brand Officer and NFL Foundation chair), Suzanne Johnson (wife of New York Jets owner Woody Johnson) and Tanya Snyder (wife of Washington Redskins owner Dan Snyder).



## CHIEFS HOST PLAY 60 EVENT



On Monday, Nov. 11, Chiefs T Nick Allegretti, DB Alex Brown and WR Jody Fortson kicked off the Chiefs in Mexico week by visiting Guadalupe Centers Middle School to celebrate Hispanic culture in Kansas City and leading students in PLAY 60 drills.

The visit began by meeting and visiting with players to gain some insights on how they prepare to play in a game every Sunday from their favorite breakfast meal to their pregame routine. The players then took a quick trip through the halls to shake hands and high-five teachers and students in their classrooms before teaching football drills.

"When you're involved in this stuff you don't really think about how these kids are looking at you, but looking back, I remember everyone who came to visit our school," Allegretti said. "The fact I can give back and help these kids learn a little football and have some fun, it's awesome."

The afternoon concluded after several rounds of drills, showing off touchdown celebration dances and getting the opportunity to break down a huddle with the players, just like the Chiefs do on gameday.



## CHIEFS VISIT COMMUNITY BLOOD CENTER

On Tuesday, Nov. 12, Chiefs CB Morris Claiborne visited the Kansas City Community Blood Center, along with KC Wolf and Chiefs Cheerleaders, to thank those who donate blood while promoting the upcoming Chiefs Kingdom Blood Drive. While there they signed autographs, took pictures and talked about all things Chiefs to community members who were there donating blood.

Every year, the Community Blood Center hosts a week-long Chiefs Kingdom Blood Drive around Thanksgiving to encourage those in the community to donate blood, as there are known to be fewer donations made around the holidays.



## CHIEFS WIDE RECEIVERS HELP FOOD DISTRIBUTION

On Wednesday, Nov. 14, Chiefs Chairman and CEO Clark Hunt joined wide receivers Mecole Hardman, Jody Fortson, Gehrig Dieter, Demarcus Robinson, Byron Pringle, Felton Davis, the Truman High School football team and numerous other volunteers to distribute food to local Kansas City food agencies.

For the 16th-straight year, the Chiefs organization has partnered with Tyson Foods and Ambassadors of Compassion to donate food to local food agencies throughout the Kansas City community around the holidays. Over 60 cars were lined up outside Arrowhead Stadium to receive the over 30,000 pounds of protein donated by Tyson.

"Nobody wants to be in the situation where they don't know where their next meal will come from," Hardman said. "So, we're just out here to give and show our appreciation to the community and just give back."



## CHIEFS ANNOUNCE COACHES OF THE WEEK

### CHIEFS HIGH SCHOOL COACH OF THE WEEK 2019

The Kansas City Chiefs have announced their Coach of the Week honors for the 10th week of the 2019 season. The awards go to Grain Valley High School coach David Allie and Mill Valley High School coach Joel Applebee.

As a result of this honor, both schools will receive a \$500 player health and safety grant from the Hunt Family Foundation. Each school will also receive a Gatorade Sideline Kit, including coolers and Gatorade products. Additionally, both coaches will be presented congratulatory footballs autographed by Chiefs Head Coach Andy Reid and a certificate recognizing their selection.

Both coaches are now qualified for the Eric Driskell Coach of the Year Award, which will be voted on later this fall. The Eric Driskell Coach of the Year Award is selected by a panel comprised of the Missouri and Kansas Boards from the Greater Kansas City Football Coaches Association. One coach will be selected from the pool of weekly winners.

Grain Valley beat Grandview, 36-7, without their starting quarterback. The win was the fifth-straight for the Eagles and secured them a spot in the district championship.

"The Grain Valley Football players and staff are truly honored to receive this award and be recognized for all the hard work and effort they have put into this season," Allie said. "We thank the Kansas City Chiefs and PrepsKC for their support of our program and for supporting high school football across the entire metro area."

The Jaguars beat Olathe West, 42-6, for their sixth-straight win and a spot in the Kansas Class 5A quarterfinals.

"This honor is a direct reflection of the hard work and dedication of our players and managers in our program," Applebee said. "It also reflects the work ethic and efforts of our coaching staff, athletic trainer and administration at Mill Valley High School. Thank you to the Kansas City Chiefs and the NFL for recognizing that commitment."



### CHIEFS FANS SET WORLD RECORD



On Monday, Sept. 29, 2014, Kansas City defeated the New England Patriots 41-14, and Chiefs fans set a Guinness World Record for Loudest Crowd Roar at a Sports Stadium (Outdoors). Chiefs fans reached a peak decibel reading of 142.2 as Guinness World Records adjudicator Philip Robertson monitored the sound levels. The mark was set early in the contest while the club was on defense. The Arrowhead Stadium record passed the old record of 137.5 decibels and broke Seattle's record of 137.6. The Chiefs still hold the record five years later.



### TOP CROWDS AT ARROWHEAD

(Regular Season and Playoffs)

Date	Opponent	Attendance
Oct. 2, 2000	Seattle	82,893*
Nov. 5, 1972	Oakland	82,094
Sept. 11, 1994	San Francisco	79,907
Sept. 17, 1972	Miami	79,829
Nov. 23, 2006	Denver	79,484
Sept. 22, 1996	Denver	79,439
Oct. 26, 1998	Pittsburgh	79,431
Oct. 9, 1995	San Diego	79,288
Sept. 8, 1996	Oakland	79,281
Nov. 10, 1996	Green Bay	79,281
Oct. 7, 1996	Pittsburgh	79,189
Jan. 11, 2004	Indianapolis	79,159

### THE ARROWHEAD ADVANTAGE

"The fans, they're phenomenal. 142.2 decibels, I never thought I would be fired up (for) decibel levels but I'm fired up for them. My ears are still ringing. I mean it was loud, loud down there. Like incredibly loud."

- Chiefs Head Coach Andy Reid

"One hundred percent. Whenever you can go out in pregame warmups and feed on the energy because the fans are there packing the stadium that early, it truly is special. We feed off that the entire game. There's not an empty seat in the stands and I know there won't be an empty seat in Arrowhead this week. I'm excited just to be in front of that crowd playing this AFC Championship."

- Chiefs QB Patrick Mahomes

"A legendary environment like that at Arrowhead Stadium is something else. We're excited about it, we respect it, we realize that the environment is an issue and an element of play and it's something that we need to be prepared for and ultimately combat."

- Steelers Head Coach Mike Tomlin



# 2019 NFL STANDINGS

## AFC East

Team	W	L	T	PCT	PF	PA	Home	Road	AFC	NFC	DIV	Streak
New England	10	1	0	.909	300	117	5-0-0	5-1-0	6-1-0	2-0-0	4-0-0	Won 2
Buffalo	8	3	0	.727	231	173	4-2-0	4-1-0	6-2-0	2-1-0	3-1-0	Won 2
N.Y. Jets	4	7	0	.364	198	258	3-3-0	1-4-0	1-6-0	3-1-0	0-4-0	Won 3
Miami	2	9	0	.182	182	346	1-5-0	1-4-0	2-7-0	0-2-0	1-3-0	Lost 2

## AFC North

Team	W	L	T	PCT	PF	PA	Home	Road	AFC	NFC	DIV	Streak
Baltimore	9	2	0	.818	386	202	4-1-0	5-1-0	6-2-0	3-0-0	3-1-0	Won 7
Pittsburgh	6	5	0	.545	216	212	4-2-0	2-3-0	5-3-0	1-2-0	2-2-0	Won 1
Cleveland	5	6	0	.455	233	252	3-3-0	2-3-0	5-3-0	0-3-0	2-0-0	Won 3
Cincinnati	0	11	0	.000	157	292	0-5-0	0-6-0	0-7-0	0-4-0	0-4-0	Lost 11

## AFC South

Team	W	L	T	PCT	PF	PA	Home	Road	AFC	NFC	DIV	Streak
Houston	7	4	0	.636	265	249	4-1-0	3-3-0	6-2-0	1-2-0	3-1-0	Won 1
Indianapolis	6	5	0	.545	244	226	4-2-0	2-3-0	5-5-0	1-0-0	3-1-0	Lost 1
Tennessee	6	5	0	.545	245	217	4-2-0	2-3-0	4-4-0	2-1-0	1-2-0	Won 2
Jacksonville	4	7	0	.364	209	264	2-3-0	2-4-0	4-5-0	0-2-0	1-4-0	Lost 3

## AFC West

Team	W	L	T	PCT	PF	PA	Home	Road	AFC	NFC	DIV	Streak
Kansas City	7	4	0	.636	308	256	2-3-0	5-1-0	5-3-0	2-1-0	3-0-0	Won 1
Oakland	6	5	0	.545	228	284	5-1-0	1-4-0	4-3-0	2-2-0	2-1-0	Lost 1
L.A. Chargers	4	7	0	.364	224	218	2-4-0	2-3-0	2-6-0	2-1-0	0-3-0	Lost 2
Denver	3	8	0	.273	175	217	2-3-0	1-5-0	3-5-0	0-3-0	1-2-0	Lost 2

## NFC East

Team	W	L	T	PCT	PF	PA	Home	Road	NFC	AFC	DIV	Streak
Dallas	6	5	0	.545	295	210	3-2-0	3-3-0	5-3-0	1-2-0	4-0-0	Lost 1
Philadelphia	5	6	0	.455	243	247	3-3-0	2-3-0	3-5-0	2-1-0	1-1-0	Lost 2
N.Y. Giants	2	9	0	.182	217	308	1-4-0	1-5-0	2-6-0	0-3-0	1-2-0	Lost 7
Washington	2	9	0	.182	269	269	1-5-0	1-4-0	1-6-0	1-3-0	0-3-0	Won 1

## NFC North


Team	W	L	T	PCT	PF	PA	Home	Road	NFC	AFC	DIV	Streak
Green Bay	8	3	0	.727	258	242	5-1-0	3-2-0	5-2-0	3-1-0	3-0-0	Lost 1
Minnesota	8	3	0	.727	289	205	5-0-0	3-3-0	6-2-0	2-1-0	1-2-0	Won 2
Chicago	5	6	0	.455	188	188	3-3-0	2-2-0	4-4-0	1-2-0	2-1-0	Won 1
Detroit	3	7	1	.318	260	291	2-3-0	1-4-1	2-5-1	1-2-0	0-3-0	Lost 4

## NFC South

Team	W	L	T	PCT	PF	PA	Home	Road	NFC	AFC	DIV	Streak
New Orleans	9	2	0	.818	272	230	5-1-0	4-1-0	7-2-0	2-0-0	3-1-0	Won 2
Carolina	5	6	0	.455	259	291	2-3-0	3-3-0	2-6-0	3-0-0	1-3-0	Lost 3
Tampa Bay	4	7	0	.364	312	335	1-4-0	3-3-0	4-6-0	0-1-0	2-3-0	Won 1
Atlanta	3	8	0	.273	242	297	1-4-0	2-4-0	3-5-0	0-3-0	2-1-0	Lost 1

## NFC West

Team	W	L	T	PCT	PF	PA	Home	Road	NFC	AFC	DIV	Streak
San Francisco	10	1	0	.909	332	163	5-1-0	5-0-0	7-1-0	3-0-0	3-1-0	Won 2
Seattle	9	2	0	.818	292	263	3-2-0	6-0-0	6-1-0	3-1-0	3-0-0	Won 4
L.A. Rams	6	5	0	.545	249	243	3-3-0	3-2-0	4-3-0	2-2-0	0-2-0	Lost 1
Arizona	3	7	1	.318	248	317	1-3-1	2-4-0	2-6-1	1-1-0	0-3-0	Lost 4



# CHIEFS KINGDOM

CUMULATIVE STATS & GAME SUMMARIES



WON 7, LOST 4				* RUSHING				No.	Yds	Avg	Long	TD			
09/08	W	40-26	at Jacksonville	60,157	McCoy			79	400	5.1	39	3			
09/15	W	28-10	at Oakland	52,748	Dam. Williams			83	309	3.7	91t	3			
09/22	W	33-28	Baltimore	73,390	Mahomes			22	141	6.4	25	0			
09/29	W	34-30	at Detroit	65,188	Dar. Williams			35	128	3.7	41	3			
10/06	L	13-19	Indianapolis	73,352	Hill			4	18	4.5	5	0			
10/13	L	24-31	Houston	73,323	Watkins			2	12	6.0	11	0			
10/17	W	30- 6	at Denver	76,748	Sherman			3	9	3.0	5	0			
10/27	L	24-31	Green Bay	73,558	Hardman			3	8	2.7	7	0			
11/03	W	26-23	Minnesota	73,615	D. Thompson			5	8	1.6	8	0			
11/10	L	32-35	at Tennessee	68,864	Thomas	TM		1	4	4.0	4	0			
11/18	W	24-17	at L.A. Chargers	76,252	Moore			3	1	0.3	3	0			
12/01			Oakland		TEAM			240	1038	4.3	91t	9			
12/08			at New England		OPPONENTS			307	1574	5.1	68t	12			
12/15			Denver		* RECEIVING			No.	Yds	Avg	Long	TD			
12/22			at Chicago		Kelce			63	833	13.2	42	4			
12/29			L.A. Chargers		Watkins			42	538	12.8	68t	3			
			K.C.	Opp.	Hill			33	543	16.5	57t	5			
TOTAL FIRST DOWNS			240	250	Robinson			27	379	14.0	44t	3			
Rushing			60	83	McCoy			24	157	6.5	23	1			
Passing			151	139	Hardman			23	450	19.6	83t	5			
Penalty			29	28	Dam. Williams			23	156	6.8	32	1			
3rd Down: Made/Att	58/128		52/140		Dar. Williams			14	164	11.7	52	0			
3rd Down Pct.	45.3		37.1		Pringle			11	156	14.2	28	1			
4th Down: Made/Att	5/8		11/16		Yelder			3	50	16.7	24	0			
4th Down Pct.	62.5		68.8		Bell			3	10	3.3	7	0			
POSSESSION AVG.	28:53		31:07		D. Thompson			3	10	3.3	8	0			
TOTAL NET YARDS	4357		4133		Sherman			1	15	15.0	15	0			
Avg. Per Game	396.1		375.7		Thomas	TM		1	6	6.0	6	0			
Total Plays	674		734		TEAM			271	3467	12.8	83t	23			
Avg. Per Play	6.5		5.6		OPPONENTS			245	2809	11.5	69	17			
NET YARDS RUSHING	1038		1574		* INTERCEPTIONS			No.	Yds	Avg	Long	TD			
Avg. Per Game	94.4		143.1		Mathieu			2	65	32.5	35	0			
Total Rushes	240		307		C. Ward			2	10	5.0	10	0			
NET YARDS PASSING	3319		2559		Clark			1	5	5.0	5	0			
Avg. Per Game	301.7		232.6		Breeland			1	0	0.0	0	0			
Sacked/Yards Lost	19/148		32/250		Fenton			1	0	0.0	0	0			
Gross Yards	3467		2809		Nnadi			1	0	0.0	0	0			
Att./Completions	415/271		395/245		Sorensen			1	0	0.0	0	0			
Completion Pct.	65.3		62.0		Thornhill			1	0	0.0	0	0			
Had Intercepted	2		10		TEAM			10	80	8.0	35	0			
PUNTS/AVERAGE	37/44.2		42/44.1		OPPONENTS			2	2	1.0	2	0			
NET PUNTING AVG.	37/41.5		42/39.5		* PUNTING			No.	Yds	Avg	Net	TB	In	Lg	B
PENALTIES/YARDS	78/738		77/558		Colquitt			37	1637	44.2	41.5	2	18	68	0
FUMBLES/BALL LOST	18/9		15/6		TEAM			37	1637	44.2	41.5	2	18	68	

# DEFENSIVE STATS



## 2019 REGULAR SEASON KANSAS CITY CHIEFS DEFENSIVE STATS (THROUGH WEEK 11)

POS.	PLAYER	SOLO	ASST.	TOTAL	TFL	SACKS/YDS.	PR	FR	FF	INT./YDS.	PD
LB	Wilson, Damien	43	22	65	2	1.5/10	4	0	1	0/0	1
LB	Hitchens, Anthony	36	25	61	2	2.0/31	3	0	1	0/0	1
CB	Ward, Charvarius	42	13	55	0	0.0/0	0	0	1	2/10	9
S	Mathieu, Tyrann	38	12	50	2	1.0/14	1	0	0	2/65	6
S	Thornhill, Juan	31	11	42	0	0.0/0	0	0	0	1/0	3
DT	Nnadi, Derrick	15	23	38	1	1.0/1	1	0	1	1/0	1
CB	Breeland, Bashaud	27	8	35	1	0.0/0	0	2	0	1/0	5
S	Sorensen, Daniel	24	11	35	1	0.0/0	0	0	0	1/0	2
LB	Niemann, Ben	21	14	35	1	0.0/0	1	0	0	0/0	1
DE	Ogbah, Emmanuel	23	9	32	6	5.5/38	11	0	1	0/0	3
CB	Fuller, Kendall	23	8	31	3	1.0/7	1	0	0	0/0	2
DE	Clark, Frank	18	8	26	7	5.0/31	8	1	3	1/5	3
LB	Lee, Darron	15	7	22	0	0.0/0	0	0	0	0/0	0
DT	Jones, Chris	14	8	22	4	5.0/43	12	1	1	0/0	3
DE	Kpassagnon, Tanoh	15	4	19	5	3.0/37	7	1	1	0/0	1
LB	Ragland, Reggie	13	5	18	2	1.0/6	1	1	0	0/0	0
DE	Okafor, Alex	12	6	18	3	3.0/18	7	0	1	0/0	1
DT	Saunders, Khalel	8	6	14	0	1.0/0	2	0	0	0/0	1
CB	Fenton, Rashad	9	3	12	0	0.0/0	1	0	0	1/0	3
DB	Claiborne, Morris	7	4	11	0	0.0/0	0	0	0	0/0	0
DT	Williams, Xavier	7	1	8	0	0.0/0	0	0	1	0/0	0
DT	Pennel, Mike	5	3	8	2	1.0/8	2	0	0	0/0	0
DT	McClain, Terrell	1	2	3	0	0.0/0	0	0	0	0/0	0
S	Watts, Armani	1	2	3	1	1.0/7	1	0	0	0/0	0
DT	Ivie, Joey	0	2	2	0	0.0/0	1	0	0	0/0	0
S	Lucas, Jordan	0	2	2	0	0.0/0	0	0	0	0/0	1
<b>TOTALS</b>		<b>448</b>	<b>219</b>	<b>667</b>	<b>43</b>	<b>32.0/251</b>	<b>64</b>	<b>6</b>	<b>12</b>	<b>10/80</b>	<b>47</b>

## 2019 REGULAR SEASON CHIEFS SPECIAL TEAMS STATS

POS.	PLAYER	TKLS.	ASST.	TOTAL
S	Watts, Armani	6	1	7
FB	Sherman, Anthony	4	2	6
LB	Lee, Darron	3	2	5
LB	O'Daniel, Dorian	3	2	5
WR	Pringle, Byron	2	3	5
S	Sorensen, Daniel	4	0	4
S	Lucas, Jordan	3	1	4
CB	Fenton, Rashad	1	1	2
TE	Bell, Blake	1	0	1
WR	Dieter, Gehrig	1	0	1
LB	Niemann, Ben	1	0	1
LS	Winchester, James	1	0	1
LB	Ragland, Reggie	0	1	1
<b>TOTALS</b>		<b>30</b>	<b>13</b>	<b>43</b>

## DEFENSIVE SCORES

INT (0)

FR (2)

(9:31) K.Johnson up the middle to KC 1 for no gain (X.Williams).  
FUMBLES (X.Williams), RECOVERED by KC-B.Breeland at KC 0.  
B.Breeland for 100 yards. The Replay Official reviewed the  
fumble ruling, and the play was Upheld. The ruling on the field  
stands. @ **DET (09/29/19)**  
(7:17) J.Flacco sacked at DEN 17 for -9 yards (A.Hitchens).  
FUMBLES (A.Hitchens) [A.Hitchens], RECOVERED by KC-  
R.Ragland at DEN 5. R.Ragland for 5 yards. @ **DEN (10/17/19)**

Safety (0)

## SPECIAL TEAMS BIG PLAYS

FR (0)

Regular Season defensive and special teams statistics are based on press box statistics.

WON 6, LOST 5										* RUSHING										No.	Yds	Avg	Long	TD
09/09 W 24-16		Denver		52,359		Jacobs		201		957		4.8		51		7								
09/15 L 10-28		Kansas City		52,748		Washington		46		151		3.3		8		1								
09/22 L 14-34		at Minnesota		66,738		Davis LG		3		73		24.3		60t		1								
09/29 W 31-24		at Indianapolis		62,259		Davis TM		3		73		24.3		60t		1								
10/06 W 24-21		Chicago		60,463		Richard		22		73		3.3		13		0								
10/20 L 24-42		at Green Bay		78,160		Carr		19		43		2.3		11		1								
10/27 L 24-27		at Houston		71,893		Carrier		1		27		27.0		27		0								
11/03 W 31-24		Detroit		53,318		Ingold		7		14		2.0		3		0								
11/07 W 26-24		L.A. Chargers		51,954		Waller		2		5		2.5		7		0								
11/17 W 17-10		Cincinnati		51,921		E. Harris		1		4		4.0		4		0								
11/24 L 3-34		at N.Y. Jets		78,523		Jones LG		1		3		3.0		3		0								
12/01		at Kansas City				Jones TM		1		3		3.0		3		0								
12/08		Tennessee				Glennon		2		0		0.0		0										
12/15		Jacksonville				TEAM		305		1350		4.4		60t		10								
12/22		at L.A. Chargers				OPPONENTS		279		1147		4.1		30		8								
12/29		at Denver				* RECEIVING		No.		Yds		Avg		Long		TD								
		Oak.		Opp.		Waller		59		707		12.0		48		3								
TOTAL FIRST DOWNS		210		242		Renfrow		36		396		11.0		65t		2								
Rushing		71		63		Williams		32		480		15.0		46t		5								
Passing		130		143		Richard		25		217		8.7		31		0								
Penalty		9		36		Jones LG		18		157		8.7		23		0								
3rd Down: Made/Att		65/141		57/133		Jones TM		11		88		8.0		15		0								
3rd Down Pct.		46.1		42.9		Jacobs		18		146		8.1		28		0								
4th Down: Made/Att		8/12		7/10		Moreau		17		145		8.5		23		4								
4th Down Pct.		66.7		70.0		Washington		15		123		8.2		21		0								
POSSESSION AVG.		30:18		29:42		Davis LG		8		111		13.9		28		0								
TOTAL NET YARDS		3925		4082		Davis TM		7		83		11.9		21		0								
Avg. Per Game		356.8		371.1		Carrier		7		77		11.0		25		0								
Total Plays		668		679		Doss LG		6		79		13.2		31		0								
Avg. Per Play		5.9		6.0		Doss TM		6		79		13.2		31		0								
NET YARDS RUSHING		1350		1147		J. Nelson		4		36		9.0		29t		1								
Avg. Per Game		122.7		104.3		Grant TM		4		14		3.5		9		0								
Total Rushes		305		279		Ateman		2		70		35.0		36		0								
NET YARDS PASSING		2575		2935		Ingold		1		9		9.0		9t		1								
Avg. Per Game		234.1		266.8		D. Harris		1		7		7.0		7		0								
Sacked/Yards Lost		16/102		26/197		TEAM		245		2677		10.9		65t		16								
Gross Yards		2677		3132		OPPONENTS		240		3132		13.1		74t		26								
Att./Completions		347/245		374/240		* INTERCEPTIONS		No.		Yds		Avg		Long		TD								
Completion Pct.		70.6		64.2		E. Harris		3		145		48.3		59		2								
Had Intercepted		6		8		Morrow																		



## WEEK 1:

## Chiefs 40, Jaguars 26

September 8, 2019 • TIAA Bank Field • 60,157



<b>Kansas City Chiefs</b> .....	<b>17</b>	<b>6</b>	<b>7</b>	<b>10</b>	<b>—</b>	<b>40</b>
<b>Jacksonville Jaguars</b> .....	<b>7</b>	<b>6</b>	<b>0</b>	<b>13</b>	<b>—</b>	<b>26</b>

**KC** — S.Watkins 68 yd. pass from P.Mahomes (H.Butker kick) (3-75, 1:36)

**KC** — H.Butker 28 yd. Field Goal (6-70, 2:47)

**JAX** — D.Chark 35 yd. pass from N.Foles (J.Lambo kick) (7-75, 3:34)

**KC** — S.Watkins 49 yd. pass from P.Mahomes (H.Butker kick) (5-80, 2:47)

**JAX** — J.Lambo 37 yd. Field Goal (9-56, 6:00)

**KC** — H.Butker 25 yd. Field Goal (7-68, 3:40)

**JAX** — J.Lambo 23 yd. Field Goal (5-70, 3:34)

**KC** — H.Butker 46 yd. Field Goal (10-47, 3:58)

**KC** — Dam.Williams 1 yd. run (H.Butker kick) (12-60, 6:25)

**KC** — S.Watkins 3 yd. pass from P.Mahomes (H.Butker kick) (8-67, 4:19)

**JAX** — D.Westbrook 15 yd. pass from G.Minschew (pass failed) (7-79, 3:24)

**KC** — H.Butker 35 yd. Field Goal (4--5, 1:41)

**JAX** — C.Conley 21 yd. pass from G.Minschew (J.Lambo kick) (6-75, 1:38)

TEAM STATISTICS	CHIEFS	JAGUARS
First Downs .....	24	18
Total Net Yards .....	491	428
Rushes/Net Yards .....	26/113	16/81
Net Passing .....	378	347
Pass Attempts/Completions .....	34/25	33/27
Had Intercepted .....	0	1
Sacked/Yards Lost .....	0/0	1/3
Punts/Average .....	1/51.0	2/48.0
Penalties/Yards .....	5/55	10/71
Fumbles/Lost .....	0/0	1/1
Possession Time .....	31:15	28:45

## RUSHING

**KC** — L. McCoy 10-81; D. Williams 13-26, TD; T. Hill 1-5; P. Mahomes 1-2; M. Moore 1-(-1)

**JAX** — L. Fournette 13-66; R. Armstead 1-7; G. Minshew II 1-6; D. Westbrook 1-2

## RECEIVING

**KC** — S. Watkins 9-198, 3 TDs; T. Kelce 3-88; D. Williams 6-39; T. Hill 2-16; A. Sherman 1-15; L. McCoy 1-12; B. Bell 1-7; D. Thompson 1-3; D. Robinson 1-0

**JAX** — D. Chark Jr. 4-146, TD; C. Conley 6-97, TD; J. O'Shaughnessy 4-32; D. Westbrook 5-30, TD; L. Fournette 4-28; G. Swaim 4-17

## PASSING

**KC** — P. Mahomes 33-25-378, 3 TDs, 0 INT; M. Moore 1-0-0, 0 TDs, 0 INT

**JAX** — G. Minshew II 25-22-275, 2 TDs, 1 INT; N. Foles 8-5-75, TD, 0 INT

## INTERCEPTIONS

**KC** — F. Clark 1

**JAX** — None

## SACKS

**KC** — E. Ogbah 1.0

**JAX** — None

## FIELD GOALS

**KC** — H. Butker (28) (25) (46) (35)

**JAX** — J. Lambo (37) (23)



## WEEK 2:

## Chiefs 28, Raiders 10

September 15, 2019 • Oakland-Alameda County Coliseum • 52,748



<b>Kansas City Chiefs</b> .....	<b>0</b>	<b>28</b>	<b>0</b>	<b>0</b>	<b>—</b>	<b>28</b>
<b>Oakland Raiders</b> .....	<b>10</b>	<b>0</b>	<b>0</b>	<b>0</b>	<b>—</b>	<b>10</b>

**OAK** — D.Carson 29 yd. Field Goal (10-65, 4:39)

**OAK** — T.Williams 4 yd. pass from D.Carr (D.Carson kick) (6-74, 2:38)

**KC** — D.Robinson 44 yd. pass from P.Mahomes (H.Butker kick) (3-72, 1:10)

**KC** — M.Hardman 42 yd. pass from P.Mahomes (H.Butker kick) (14-95, 6:32)

**KC** — T.Kelce 27 yd. pass from P.Mahomes (H.Butker kick) (5-94, 1:52)

**KC** — D.Robinson 39 yd. pass from P.Mahomes (H.Butker kick) (1-39, 0:07)

TEAM STATISTICS	CHIEFS	RAIDERS
First Downs .....	24	19
Total Net Yards .....	467	307
Rushes/Net Yards .....	22/31	19/129
Net Passing .....	436	178
Pass Attempts/Completions .....	44/30	38/23
Had Intercepted .....	0	2
Sacked/Yards Lost .....	2/7	3/20
Punts/Average .....	5/39.2	6/44.0
Penalties/Yards .....	10/114	7/52
Fumbles/Lost .....	1/1	3/0
Possession Time .....	32:35	27:25

## RUSHING

**KC** — L. McCoy 11-23; D. Williams 9-8; D. Thompson 1-1; P. Mahomes 1-(-1)

**OAK** — J. Jacobs 12-99; D. Carr 2-18; D. Washington 3-9; J. Richard 2-3

## RECEIVING

**KC** — D. Robinson 6-172, 2 TDs; T. Kelce 7-107, TD; M. Hardman 4-61, TD; S. Watkins 6-49; D. Williams 3-48; D. Thomas 1-6; L. McCoy 3-0

**OAK** — D. Waller 6-63; T. Williams 5-46, TD; D. Carrier 3-33; H. Renfrow 4-30; D. Washington 2-26; J. Richard 2-2; R. Grant 1-(-2)

## PASSING

**KC** — P. Mahomes 44-30-443, 4 TDs, 0 INT

**OAK** — D. Carr 38-23-198, TD, 2 INT

## INTERCEPTIONS

**KC** — B. Breeland 1; C. Ward 1

**OAK** — None

## SACKS

**KC** — K. Fuller 1.0; C. Jones 1.0; T. Kpassagnon 1.0

**OAK** — B. Mayowa 1.5; P. Hall 0.5

## FIELD GOALS

**KC** — None

**OAK** — D. Carlson (29)



## WEEK 3:

## Chiefs 33, Ravens 28

September 22, 2019 • Arrowhead Stadium • 73,390



<b>Baltimore Ravens</b> .....	<b>6</b>	<b>0</b>	<b>7</b>	<b>15</b>	<b>—</b>	<b>28</b>
<b>Kansas City Chiefs</b> .....	<b>0</b>	<b>23</b>	<b>7</b>	<b>3</b>	<b>—</b>	<b>33</b>

**BAL** — M.Ingram 2 yd. run (run failed) (14-84, 6:30)  
**KC** — L.McCoy 1 yd. run (H.Butker kick) (11-75, 5:06)  
**KC** — D.Robinson 18 yd. pass from P.Mahomes (H.Butker kick) (5-47, 2:43)  
**KC** — M.Hardman 83 yd. pass from P.Mahomes (kick failed, wl) (3-96, 1:27)  
**KC** — H.Butker 42 yd. Field Goal (9-59, 1:13)  
**BAL** — M.Ingram 19 yd. run (J.Tucker kick) (9-75, 4:25)  
**KC** — L.McCoy 14 yd. pass from P.Mahomes (H.Butker kick) (8-80, 4:14)  
**BAL** — M.Ingram 1 yd. run (pass failed) (13-75, 4:45)  
**BAL** — J.Tucker 39 yd. Field Goal (10-59, 4:01)  
**KC** — H.Butker 36 yd. Field Goal (7-57, 2:03)  
**BAL** — L.Jackson 9 yd. run (run failed) (9-70, 2:35)

TEAM STATISTICS	RAVENS	CHIEFS
First Downs .....	29	27
Total Net Yards .....	452	503
Rushes/Net Yards .....	32/203	25/140
Net Passing .....	249	363
Pass Attempts/Completions .....	43/22	37/27
Had Intercepted .....	0	0
Sacked/Yards Lost .....	3/18	1/11
Punts/Average .....	3/51.0	2/44.0
Penalties/Yards .....	7/60	4/31
Fumbles/Lost .....	0/0	3/0
Possession Time .....	32:44	27:16

## RUSHING

**KC** — D. Williams 9-62; L. McCoy 8-54, TD; P. Mahomes 4-9; D. Thompson 3-8; M. Hardman 1-7

**BAL** — M. Ingram II 16-103, 3 TDs; G. Edwards 7-53; L. Jackson 8-46, TD; J. Hill 1-1

## RECEIVING

**KC** — M. Hardman 2-97, TD; T. Kelce 7-89; S. Watkins 5-64; D. Williams 5-47; D. Robinson 3-43, TD; L. McCoy 3-26, TD; B. Pringle 1-7; B. Bell 1-1

**BAL** — N. Boyle 4-58; M. Brown 2-49; W. Snead IV 3-47; S. Roberts 2-37; M. Ingram II 4-32; M. Andrews 3-15; G. Edwards 2-15; H. Hurst 2-14

## PASSING

**KC** — P. Mahomes 37-27-374, 3 TDs, 0 INT

**BAL** — L. Jackson 43-22-267, 0 TDs, 0 INT

## INTERCEPTIONS

**KC** — None

**BAL** — None

## SACKS

**KC** — E. Ogbah 1.5; F. Clark 1.0; D. Wilson 0.5

**BAL** — M. Judon 1.0

## FIELD GOALS

**KC** — H. Butker (42) (36)

**BAL** — J. Tucker (39)



## WEEK 4:

## Chiefs 34, Lions 30

September 29, 2019 • Ford Field • 65,188



<b>Kansas City Chiefs</b> .....	<b>0</b>	<b>13</b>	<b>7</b>	<b>14</b>	<b>—</b>	<b>34</b>
<b>Detroit Lions</b> .....	<b>10</b>	<b>3</b>	<b>10</b>	<b>7</b>	<b>—</b>	<b>30</b>

**DET** — M.Prater 25 yd. Field Goal (10-68, 5:38)  
**DET** — T.Hockenson 5 yd. pass from M.Stafford (M.Prater kick) (7-74, 2:34)  
**KC** — H.Butker 23 yd. Field Goal (10-81, 3:53)  
**KC** — L.McCoy 1 yd. run (H.Butker kick) (7-70, 3:57)  
**DET** — M.Prater 48 yd. Field Goal (8-50, 3:10)  
**KC** — H.Butker 44 yd. Field Goal (6-49, 1:01)  
**KC** — B.Breeland 100 yd. fumble return (H.Butker kick)  
**DET** — M.Prater 53 yd. Field Goal (7-40, 2:49)  
**DET** — K.Golladay 9 yd. pass from M.Stafford (M.Prater kick) (8-45, 3:40)  
**KC** — D.Williams 1 yd. run (H.Butker kick) (9-75, 4:01)  
**DET** — K.Golladay 6 yd. pass from M.Stafford (M.Prater kick) (9-79, 4:16)  
**KC** — D.Williams 1 yd. run (H.Butker kick) (13-79, 2:06)

TEAM STATISTICS	CHIEFS	LIONS
First Downs .....	29	29
Total Net Yards .....	438	447
Rushes/Net Yards .....	25/123	35/186
Net Passing .....	315	261
Pass Attempts/Completions .....	42/24	34/21
Had Intercepted .....	0	0
Sacked/Yards Lost .....	0/0	4/30
Punts/Average .....	2/45.5	3/43.7
Penalties/Yards .....	7/51	8/48
Fumbles/Lost .....	4/3	2/2
Possession Time .....	26:05	33:55

## RUSHING

**KC** — L. McCoy 11-56, TD; P. Mahomes 6-54; D. Williams 8-13, 2 TDs

**DET** — K. Johnson 26-125; J. McKissic 4-30; M. Stafford 2-18; T. Johnson 3-13

## RECEIVING

**KC** — T. Kelce 7-85; S. Watkins 3-54; D. Williams 3-43; D. Yelder 2-43; D. Robinson 4-35; L. McCoy 2-33; B. Pringle 1-13; M. Hardman 2-9

**DET** — M. Jones Jr. 3-77; K. Golladay 5-67, 2 TDs; M. Hall 2-47; K. Johnson 2-32; T. Hockenson 3-27, TD; L. Thomas 3-25; J. McKissic 1-11; N. Bawden 1-4; T. Johnson 1-1

## PASSING

**KC** — P. Mahomes 42-24-315, 0 TDs, 0 INT

**DET** — M. Stafford 34-21-291, 3 TDs, 0 INT

## INTERCEPTIONS

**KC** — None

**DET** — None

## SACKS

**KC** — C. Jones 1.0; T. Mathieu 1.0; D. Nnadi 1.0; A. Okafor 1.0

**DET** — None

## FIELD GOALS

**KC** — H. Butker 36WR (23) (44)

**DET** — M. Prater (25) (48) (53)



## WEEK 5:

## Colts 19, Chiefs 13

October 6, 2019 • Arrowhead Stadium • 73,352



<b>Indianapolis Colts</b> .....	<b>7</b>	<b>6</b>	<b>0</b>	<b>6</b>	<b>—</b>	<b>19</b>
<b>Kansas City Chiefs</b> .....	<b>3</b>	<b>7</b>	<b>0</b>	<b>3</b>	<b>—</b>	<b>13</b>

KC — H.Butker 29 yd. Field Goal (12-64, 5:58)

IND — J.Brissett 1 yd. run (A.Vinatieri kick) (11-70, 5:18)

KC — B.Pringle 27 yd. pass from P.Mahomes (H.Butker kick) (11-75, 4:36)

IND — A.Vinatieri 32 yd. Field Goal (7-61, 2:56)

IND — A.Vinatieri 32 yd. Field Goal (11-74, 1:34)

IND — A.Vinatieri 31 yd. Field Goal (14-35, 8:34)

IND — A.Vinatieri 29 yd. Field Goal (7-21, 2:35)

KC — H.Butker 36 yd. Field Goal (7-57, 1:11)

TEAM STATISTICS	COLTS	CHIEFS
First Downs .....	25	18
Total Net Yards .....	331	324
Rushes/Net Yards .....	45/180	14/36
Net Passing .....	151	288
Pass Attempts/Completions .....	29/18	39/22
Had Intercepted .....	1	0
Sacked/Yards Lost .....	0/0	4/33
Punts/Average .....	3/41.0	4/38.8
Penalties/Yards .....	7/50	11/125
Fumbles/Lost .....	0/0	1/1
Possession Time .....	37:15	22:45

## RUSHING

KC — D. Williams 9-23; P. Mahomes 3-17; A. Sherman 1-2; M. Hardman 1-(-6)

IND — M. Mack 29-132; J. Wilkins 7-28; Z. Pascal 1-12; J. Brissett 6-9, TD; N. Hines 2-(-1)

## RECEIVING

KC — B. Pringle 6-103, TD; M. Hardman 4-79; T. Kelce 4-70; D. Robinson 3-31; L. McCoy 2-23; D. Williams 3-15

IND — N. Hines 4-46; T. Hilton 4-37; J. Doyle 3-19; M. Mack 3-16; M. Alie-Cox 1-10; E. Ebron 1-8; Z. Pascal 1-8; D. Cain 1-7

## PASSING

KC — P. Mahomes 39-22-321, TD, 0 INT

IND — J. Brissett 29-18-151, 0 TDs, 1 INT

## INTERCEPTIONS

KC — T. Mathieu 1

IND — None

## SACKS

KC — None

IND — J. Houston 1.0; K. Moore II 1.0; G. Stewart 1.0; J. Sheard 0.5; K. Turay 0.5

## FIELD GOALS

KC — H. Butker (29) (36)

IND — A. Vinatieri (32) (32) (31) (29)



## WEEK 6:

## Texans 31, Chiefs 24

October 13, 2019 • Arrowhead Stadium • 73,323



<b>Houston Texans</b> .....	<b>3</b>	<b>20</b>	<b>0</b>	<b>8</b>	<b>—</b>	<b>31</b>
<b>Kansas City Chiefs</b> .....	<b>17</b>	<b>0</b>	<b>7</b>	<b>0</b>	<b>—</b>	<b>24</b>

KC — T.Hill 46 yd. pass from P.Mahomes (H.Butker kick) (6-91, 3:18)

KC — H.Butker 41 yd. Field Goal (4--5, 1:17)

HOU — K.Fairbairn 44 yd. Field Goal (12-49, 4:33)

KC — Dam.Williams 14 yd. pass from P.Mahomes (H.Butker kick) (9-90, 4:18)

HOU — D.Johnson 11 yd. pass from D.Watson (kick failed, wr) (10-75, 4:13)

HOU — C.Hyde 2 yd. run (K.Fairbairn kick) (12-80, 5:36)

HOU — D.Watson 3 yd. run (K.Fairbairn kick) (1-3, 0:07)

KC — T.Hill 6 yd. pass from P.Mahomes (H.Butker kick) (10-64, 4:25)

HOU — D.Watson 1 yd. run (D.Watson-D.Hopkins pass) (12-93, 8:32)

TEAM STATISTICS	TEXANS	CHIEFS
First Downs .....	35	20
Total Net Yards .....	472	309
Rushes/Net Yards .....	41/192	11/53
Net Passing .....	280	256
Pass Attempts/Completions .....	42/30	35/19
Had Intercepted .....	2	1
Sacked/Yards Lost .....	0/0	1/17
Punts/Average .....	0/0.0	2/59.5
Penalties/Yards .....	10/70	11/79
Fumbles/Lost .....	1/1	1/1
Possession Time .....	39:48	20:12

## RUSHING

KC — L. McCoy 8-44; D. Williams 1-6; D. Thomas 1-4; P. Mahomes 1-(-1)

HOU — C. Hyde 26-116, TD; D. Watson 10-42, 2 TDs; D. Johnson 5-34

## RECEIVING

KC — T. Hill 5-80, 2 TDs; T. Kelce 4-58; D. Williams 1-52; M. Hardman 4-45; B. Pringle 2-24; D. Williams 1-14, TD; L. McCoy 2-(-0)

HOU — D. Fells 6-69; D. Hopkins 9-55; W. Fuller V 5-44; K. Coutee 4-39; J. Akins 3-39; D. Johnson 2-20, TD; C. Hyde 1-14

## PASSING

KC — P. Mahomes 35-19-273, 3 TDs, 1 INT

HOU — D. Watson 42-30-280, TD, 2 INT

## INTERCEPTIONS

KC — J. Thornhill 1; C. Ward 1

HOU — T. Gipson Sr. 1

## SACKS

KC — None

HOU — C. Omenihu 1.0

## FIELD GOALS

KC — H. Butker (41) 50WR

HOU — K. Fairbairn (44) 46WL



## WEEK 7:

## Chiefs 30, Broncos 6

October 17, 2019 • Empower Field at Mile High • 76,748



<b>Kansas City Chiefs</b> .....	<b>10</b>	<b>10</b>	<b>7</b>	<b>3</b>	<b>—</b>	<b>30</b>
<b>Denver Broncos</b> .....	<b>6</b>	<b>0</b>	<b>0</b>	<b>0</b>	<b>—</b>	<b>6</b>

DEN — R.Freeman 1 yd. run (run failed) (10-75, 5:54)

KC — M.Hardman 21 yd. pass from P.Mahomes (H.Butker kick) (8-75, 4:56)

KC — H.Butker 33 yd. Field Goal (4-6, 1:31)

KC — H.Butker 20 yd. Field Goal (13-37, 6:53)

KC — R.Ragland 5 yd. fumble return (H.Butker kick)

KC — T.Hill 57 yd. pass from M.Moore (H.Butker kick) (2-73, 0:40)

KC — H.Butker 39 yd. Field Goal (5-30, 3:06)

TEAM STATISTICS	CHIEFS	BRONCOS
First Downs .....	14	15
Total Net Yards .....	271	205
Rushes/Net Yards .....	27/80	21/71
Net Passing .....	191	134
Pass Attempts/Completions .....	30/20	34/21
Had Intercepted .....	0	0
Sacked/Yards Lost .....	1/2	9/79
Punts/Average .....	6/44.3	7/40.0
Penalties/Yards .....	6/46	4/33
Fumbles/Lost .....	1/0	3/1
Possession Time .....	32:13	27:47

## RUSHING

KC — L. McCoy 12-64; D. Williams 9-7; A. Sherman 2-7; P. Mahomes 1-2; D. Williams 2-1; M. Moore 1-(-1)

DEN — P. Lindsay 11-36; R. Freeman 10-35, TD

## RECEIVING

KC — T. Hill 3-74, TD; T. Kelce 6-44; D. Robinson 3-31; M. Hardman 2-28, TD; L. McCoy 2-12; D. Williams 2-5; D. Williams 2-(-1)

DEN — C. Sutton 6-87; E. Sanders 5-60; R. Freeman 4-32; A. Janovich 1-22; N. Fant 1-7; D. Spencer 1-5; D. Hamilton 2-4; P. Lindsay 1-(-4)

## PASSING

KC — M. Moore 19-10-117, TD, 0 INT; P. Mahomes 11-10-76, TD, 0 INT

DEN — J. Flacco 34-21-213, 0 TDs, 0 INT

## INTERCEPTIONS

KC — None

DEN — None

## SACKS

KC — F. Clark 2.0; A. Hitchens 2.0; A. Okafor 2.0; E. Ogbah 1.0; R. Ragland 1.0; A. Watts 1.0

DEN — D. Walker 1.0

## FIELD GOALS

KC — H. Butker (33) (20) (39)

DEN — B. McManus 45WR



## WEEK 8:

## Packers 31, Chiefs 24

October 27, 2019 • Arrowhead Stadium • 73,558



<b>Green Bay Packers</b> .....	<b>14</b>	<b>0</b>	<b>3</b>	<b>14</b>	<b>—</b>	<b>31</b>
<b>Kansas City Chiefs</b> .....	<b>0</b>	<b>17</b>	<b>0</b>	<b>7</b>	<b>—</b>	<b>24</b>

GB — A.Jones 4 yd. pass from A.Rodgers (M.Crosby kick) (10-74, 6:17)

GB — J.Williams 1 yd. run (M.Crosby kick) (4-60, 2:02)

KC — T.Kelce 29 yd. pass from M.Moore (H.Butker kick) (12-89, 6:14)

KC — M.Hardman 30 yd. pass from M.Moore (H.Butker kick) (5-62, 1:50)

KC — H.Butker 28 yd. Field Goal (11-74, 3:03)

GB — M.Crosby 35 yd. Field Goal (15-72, 8:33)

GB — J.Williams 3 yd. pass from A.Rodgers (M.Crosby kick) (5-27, 2:22)

KC — Dam.Williams 3 yd. run (H.Butker kick) (10-75, 4:56)

GB — A.Jones 67 yd. pass from A.Rodgers (M.Crosby kick) (2-75, 0:59)

TEAM STATISTICS	PACKERS	CHIEFS
First Downs .....	21	21
Total Net Yards .....	374	337
Rushes/Net Yards .....	26/118	20/88
Net Passing .....	256	249
Pass Attempts/Completions .....	33/23	36/24
Had Intercepted .....	0	0
Sacked/Yards Lost .....	5/49	2/18
Punts/Average .....	3/35.3	3/51.3
Penalties/Yards .....	4/25	3/30
Fumbles/Lost .....	0/0	1/1
Possession Time .....	33:13	26:47

## RUSHING

KC — L. McCoy 9-40; D. Williams 7-30, TD; D. Williams 2-10; T. Hill 1-5; M. Moore 1-3

GB — A. Jones 13-67; A. Rodgers 6-29; J. Williams 7-22, TD

## RECEIVING

KC — T. Hill 6-76; T. Kelce 4-63, TD; M. Hardman 2-55, TD; S. Watkins 5-45; L. McCoy 4-23; D. Robinson 2-6; D. Thompson 1-(-1)

GB — A. Jones 7-159, 2 TDs; J. Kumerow 2-48; A. Lazard 5-42; J. Graham 3-20; J. Williams 3-14, TD; M. Lewis 1-11; G. Allison 1-7; M. Valdes-Scantling 1-4

## PASSING

KC — M. Moore 36-24-267, 2 TDs, 0 INT

GB — A. Rodgers 33-23-305, 3 TDs, 0 INT

## INTERCEPTIONS

KC — None

GB — None

## SACKS

KC — T. Kpassagnon 2.0; E. Ogbah 1.0; K. Saunders 1.0; D. Wilson 1.0

GB — Z. Smith 2.0

## FIELD GOALS

KC — H. Butker 50WL (28)

GB — M. Crosby (35)



WEEK 9:

Chiefs 26, Vikings 23

November 3, 2019 • Arrowhead Stadium • 73,615



<b>Minnesota Vikings</b> .....	<b>7</b>	<b>3</b>	<b>6</b>	<b>7</b>	<b>—</b>	<b>23</b>
<b>Kansas City Chiefs</b> .....	<b>7</b>	<b>3</b>	<b>10</b>	<b>6</b>	<b>—</b>	<b>26</b>

**KC** — T.Hill 40 yd. pass from M.Moore (H.Butker kick) (7-67, 3:15)

**MIN** — O.Johnson 4 yd. pass from K.Cousins (D.Bailey kick) (12-75, 5:31)

**KC** — H.Butker 24 yd. Field Goal (17-85, 8:56)

**MIN** — D.Bailey 29 yd. Field Goal (12-57, 1:36)

**MIN** — A.Abdullah 16 yd. pass from K.Cousins (kick failed, wl) (5-38, 3:01)

**KC** — Dam.Williams 91 yd. run (H.Butker kick) (2-97, 0:48)

**KC** — H.Butker 45 yd. Field Goal (7-39, 2:58)

**MIN** — K.Rudolph 3 yd. pass from K.Cousins (D.Bailey kick) (11-75, 4:31)

**KC** — H.Butker 54 yd. Field Goal (8-38, 4:05)

**KC** — H.Butker 44 yd. Field Goal (5-19, 1:47)

**TEAM STATISTICS****VIKINGS****CHIEFS**

First Downs .....	17	17
Total Net Yards .....	308	377
Rushes/Net Yards .....	27/96	18/147
Net Passing .....	212	230
Pass Attempts/Completions .....	38/19	35/25
Had Intercepted .....	0	0
Sacked/Yards Lost .....	1/8	5/45
Punts/Average .....	8/44.1	5/50.2
Penalties/Yards .....	3/25	4/25
Fumbles/Lost .....	1/0	3/1
Possession Time .....	28:12	31:48

**RUSHING**

**KC** — D. Williams 12-125, TD; L. McCoy 3-9; M. Hardman 1-7; T. Hill 1-5; D. Williams 1-1

**MIN** — D. Cook 21-71; S. Diggs 1-12; A. Mattison 3-6; K. Cousins 1-5; A. Abdullah 1-2

**RECEIVING**

**KC** — T. Hill 6-140, TD; S. Watkins 7-63; T. Kelce 7-62; D. Robinson 1-5; D. Williams 2-3; B. Bell 1-2; L. McCoy 1-(0)

**MIN** — L. Treadwell 3-58; D. Cook 4-45; C. Ham 2-37; I. Smith Jr. 4-33; K. Rudolph 3-23, TD; A. Abdullah 1-16, TD; S. Diggs 1-4; O. Johnson 1-4, TD

**PASSING**

**KC** — M. Moore 35-25-275, TD, 0 INT

**MIN** — K. Cousins 38-19-220, 3 TDs, 0 INT

**INTERCEPTIONS**

**KC** — None

**MIN** — None

**SACKS**

**KC** — C. Jones 1.0

**MIN** — E. Griffen 1.0; I. Odenigbo 1.0; H. Smith 1.0; S. Weatherly 1.0; D. Hunter 0.5; J. Johnson 0.5

**FIELD GOALS**

**KC** — H. Butker (24) (45) (54) (44)

**MIN** — D. Bailey (29)



WEEK 10:

Titans 35, Chiefs 32

November 10, 2019 • Nissan Stadium • 68,864



<b>Kansas City Chiefs</b> .....	<b>10</b>	<b>3</b>	<b>9</b>	<b>10</b>	<b>—</b>	<b>32</b>
<b>Tennessee Titans</b> .....	<b>0</b>	<b>13</b>	<b>7</b>	<b>15</b>	<b>—</b>	<b>35</b>

**KC** — T.Kelce 3 yd. pass from P.Mahomes (H.Butker kick) (12-69, 5:41)

**KC** — H.Butker 30 yd. Field Goal (4-8, 3:05)

**TEN** — A.Firkser 9 yd. pass from R.Tannehill (R.Succop kick) (4-73, 1:34)

**TEN** — R.Evans 53 yd. fumble return (kick failed, wl)

**KC** — H.Butker 41 yd. Field Goal (10-52, 5:02)

**KC** — T.Hill 11 yd. pass from P.Mahomes (kick failed, wl) (10-77, 5:40)

**TEN** — D.Henry 68 yd. run (R.Succop kick) (2-74, 0:56)

**KC** — H.Butker 43 yd. Field Goal (10-50, 4:00)

**KC** — M.Hardman 63 yd. pass from P.Mahomes (H.Butker kick) (5-79, 2:06)

**TEN** — D.Henry 1 yd. run (R.Succop kick) (10-75, 5:28)

**KC** — H.Butker 39 yd. Field Goal (7-53, 3:12)

**TEN** — A.Humphries 23 yd. pass from R.Tannehill (R.Tannehill run) (4-61, 0:58)

**TEAM STATISTICS****CHIEFS****TITANS**

First Downs .....	28	19
Total Net Yards .....	530	371
Rushes/Net Yards .....	25/97	26/225
Net Passing .....	433	146
Pass Attempts/Completions .....	51/36	19/13
Had Intercepted .....	0	0
Sacked/Yards Lost .....	2/13	4/35
Punts/Average .....	1/26.0	4/51.0
Penalties/Yards .....	9/80	8/64
Fumbles/Lost .....	2/1	1/1
Possession Time .....	37:52	22:08

**RUSHING**

**KC** — D. Williams 19-77; S. Watkins 2-12; D. Williams 2-6; T. Hill 1-3; D. Thompson 1-(-1)

**TEN** — D. Henry 23-188, 2 TDs; R. Tannehill 3-37

**RECEIVING**

**KC** — T. Hill 11-157, TD; T. Kelce 7-75, TD; M. Hardman 1-63, TD; D. Robinson 4-56; S. Watkins 5-39; D. Williams 5-32; D. Williams 1-9; D. Thompson 1-8; D. Yelder 1-7

**TEN** — K. Raymond 1-52; A. Firkser 3-36, TD; J. Smith 4-30; A. Humphries 1-23, TD; T. Sharpe 1-20; A. Brown 1-17; D. Henry 2-3

**PASSING**

**KC** — P. Mahomes 50-36-446, 3 TDs, 0 INT; D. Colquitt 1-0-(0), 0 TDs, 0 INT

**TEN** — R. Tannehill 19-13-181, 2 TDs, 0 INT

**INTERCEPTIONS**

**KC** — None

**TEN** — None

**SACKS**

**KC** — C. Jones 2.0; F. Clark 1.0; E. Ogbah 1.0

**TEN** — R. Evans 1.0; H. Landry III 1.0

**FIELD GOALS**

**KC** — H. Butker (30) (41) (43) (39) 52B

**TEN** — None



WEEK 11:

**Chiefs 24, Chargers 17**

November 18, 2019 • Azteca Stadium • 76,252



<b>Kansas City Chiefs</b> .....	<b>0</b>	<b>10</b>	<b>14</b>	<b>0</b>	<b>—</b>	<b>24</b>
<b>Los Angeles Chargers</b> .....	<b>3</b>	<b>6</b>	<b>8</b>	<b>0</b>	<b>—</b>	<b>17</b>

**LAC** — M.Badgley 27 yd. Field Goal (9-68, 5:29)**KC** — L.McCoy 6 yd. run (H.Butker kick) (1-6, 0:05)**LAC** — M.Badgley 26 yd. Field Goal (9-67, 3:44)**KC** — H.Butker 41 yd. Field Goal (9-52, 3:18)**LAC** — M.Badgley 49 yd. Field Goal (9-44, 1:43)**KC** — D.Williams 6 yd. run (H.Butker kick) (9-75, 5:31)**KC** — T.Kelce 23 yd. pass from P.Mahomes (H.Butker kick) (6-54, 3:20)**LAC** — K.Allen 7 yd. pass from P.Rivers (P.Rivers-H.Henry pass) (6-75, 3:12)**TEAM STATISTICS****CHIEFS****CHARGERS**

First Downs .....	18	23
Total Net Yards .....	310	438
Rushes/Net Yards .....	27/130	19/93
Net Passing .....	180	345
Pass Attempts/Completions .....	32/19	52/28
Had Intercepted .....	1	4
Sacked/Yards Lost .....	1/2	2/8
Punts/Average .....	6/40.0	3/47.7
Penalties/Yards .....	8/102	9/60
Fumbles/Lost .....	1/0	3/0
Possession Time .....	28:58	31:02

**RUSHING****KC** — P. Mahomes 5-59; D. Williams 11-35, TD; L. McCoy 7-29, TD; D. Williams 4-7**LAC** — M. Gordon III 14-69; A. Ekeler 5-24**RECEIVING****KC** — T. Kelce 7-92, TD; L. McCoy 4-28; S. Watkins 2-26; M. Hardman 2-13; B. Pringle 1-9; D. Williams 2-8; D. Williams 1-6**LAC** — A. Ekeler 8-108; M. Williams 2-76; K. Allen 8-71, TD; H. Henry 6-69; M. Gordon III 3-21; V. Green 1-8**PASSING****KC** — P. Mahomes 32-19-182, TD, 1 INT**LAC** — P. Rivers 52-28-353, TD, 4 INT**INTERCEPTIONS****KC** — R. Fenton 1; T. Mathieu 1; D. Nnadi 1; D. Sorensen 1**LAC** — R. Jenkins 1**SACKS****KC** — F. Clark 1.0; M. Pennel 1.0**LAC** — M. Ingram III 1.0**FIELD GOALS****KC** — H. Butker (41)**LAC** — M. Badgley (27) (26) (49) 40WR



# CHIEFS KINGDOM

ROSTER, DEPTH & TRANSACTIONS



# 2019 KANSAS CITY CHIEFS NUMERICAL ROSTER

(As of November 25, 2019)

NO.	NAME	POS.	HT.	WT.	AGE	EXP.	COLLEGE	HOW ACQ.	HOMETOWN
2	Dustin Colquitt	P	6-3	210	37	15	Tennessee	D3-05	Knoxville, Tenn.
4	Chad Henne	QB	6-3	222	34	12	Michigan	UFA-18	West Lawn, Pa.
7	Harrison Butker	K	6-4	205	24	3	Georgia Tech	FA-17	Decatur, Ga.
8	Matt Moore	QB	6-3	219	35	12	Oregon State	FA-19	Van Nuys, Calif.
10	Tyreek Hill	WR	5-10	185	25	4	West Alabama	D5b-16	Pearson, Ga.
11	Demarcus Robinson	WR	6-1	203	25	4	Florida	D4c-16	Fort Valley, Ga.
12	Gehrig Dieter	WR	6-3	207	26	2	Alabama	CFA-17	South Bend, Ind.
13	Byron Pringle	WR	6-1	203	26	2	Kansas State	CFA-18	Tampa, Fla.
14	Sammy Watkins	WR	6-1	211	26	6	Clemson	UFA-18	Fort Myers, Fla.
15	Patrick Mahomes	QB	6-3	230	24	3	Texas Tech	D1-17	Tyler, Texas
17	Mecole Hardman	WR	5-10	187	21	R	Georgia	D2a-19	Bowman, Ga.
20	Morris Claiborne	CB	5-11	192	29	8	LSU	FA-19	Shreveport, La.
21	Bashaud Breeland	CB	5-11	195	27	6	Clemson	UFA-19	Allendale, S.C.
22	Juan Thornhill	S	6-0	205	24	R	Virginia	D2b-19	Altavista, Va.
23	Armani Watts	S	5-11	205	23	2	Texas A&M	D4-18	Forney, Texas
24	Jordan Lucas	S	6-1	190	26	4	Penn State	T (MIA)-18	New Rochelle, N.Y.
25	LeSean McCoy	RB	5-11	210	31	11	Pittsburgh	FA-19	Harrisburg, Pa.
26	Damien Williams	RB	5-11	224	27	6	Oklahoma	UFA-18	San Diego, Calif.
27	Rashad Fenton	CB	5-11	188	22	R	South Carolina	D6a-19	Miami, Fla.
29	Kendall Fuller	CB	5-11	198	24	4	Virginia Tech	T (WAS)-18	Baltimore, Md.
31	Darrel Williams	RB	5-11	224	24	2	LSU	CFA-18	Marrero, La.
32	Tyrann Mathieu	S	5-9	190	27	7	LSU	UFA-19	New Orleans, La.
34	Darwin Thompson	RB	5-8	200	22	R	Utah State	D6b-19	Tulsa, Okla.
35	Charvarius Ward	CB	6-1	198	23	2	Middle Tennessee State	T (DAL)-18	McCombs, Miss.
41	James Winchester	LS	6-3	240	30	5	Oklahoma	FA-15	Washington, Okla.
42	Anthony Sherman	FB	5-10	242	30	9	Connecticut	T (ARI)-13	North Attleborough, Mass.
44	Dorian O'Daniel	LB	6-1	220	25	2	Clemson	D3b-18	Olney, Md.
49	Daniel Sorensen	S	6-2	208	29	6	BYU	CFA-14	Colton, Calif.
50	Darron Lee	LB	6-1	232	25	4	Ohio State	T (NYJ)-19	Chattanooga, Tenn.
52	Demone Harris	DE	6-4	272	23	1	Buffalo	FA-19	Buffalo, N.Y.
53	Anthony Hitchens	LB	6-0	235	27	6	Iowa	UFA-18	Lorain, Ohio
54	Damien Wilson	LB	6-0	245	26	5	Minnesota	UFA-19	Gloster, Miss.
55	Frank Clark	DE	6-3	260	26	5	Michigan	T (SEA)-19	Cleveland, Ohio
56	Ben Niemann	LB	6-2	235	24	2	Iowa	CFA-18	Sycamore, Ill.
59	Reggie Ragland	LB	6-2	252	26	4	Alabama	T (BUF)-17	Madison, Ala.
61	Stefen Wisniewski	G	6-3	305	30	9	Penn State	FA-19	Pittsburgh, Pa.
62	Austin Reiter	C	6-3	300	27	4	South Florida	W (CLE)-18	Bradenton, Fla.
64	Mike Pennel	DT	6-4	330	28	6	Colorado State-Pueblo	FA-19	Aurora, Colo.
68	Jackson Barton	T	6-7	302	24	R	Utah	FA-19	Salt Lake City, Utah
71	Mitchell Schwartz	T	6-5	320	30	8	California	UFA-16	Pacific Palisades, Calif.
72	Eric Fisher	T	6-7	315	28	7	Central Michigan	D1-13	Rochester, Mich.
73	Nick Allegretti	G	6-4	320	23	R	Illinois	D7-19	Frankfort, Ill.
75	Cam Erving	T	6-5	313	27	5	Florida State	T (CLE)-17	Moultrie, Ga.
76	Laurent Duvernay-Tardif	G	6-5	321	28	6	McGill	D6b-14	Montreal, Quebec
77	Andrew Wylie	G	6-6	309	25	2	Eastern Michigan	FA-17	Midland, Mich.
81	Blake Bell	TE	6-6	252	28	5	Oklahoma	FA-19	Wichita, Kan.
82	Deon Yelder	TE	6-4	255	24	2	Western Kentucky	FA-18	Louisville, Ky.
87	Travis Kelce	TE	6-5	260	30	7	Cincinnati	D3a-13	Cleveland Heights, Ohio
91	Derrick Nnadi	DT	6-1	312	23	2	Florida State	D3a-18	Virginia Beach, Va.
92	Tanoh Kpassagnon	DE	6-7	289	25	3	Villanova	D2-17	Kalamazoo, Mich.
95	Chris Jones	DT	6-6	310	25	4	Mississippi State	D2-16	Houston, Miss.
97	Alex Okafor	DE	6-4	261	28	7	Texas	UFA-19	Dallas, Texas
99	Khalen Saunders	DT	6-0	324	23	R	Western Illinois	D3-19	St. Louis, Mo.
<b>Practice Squad</b>									
1	Jody Fortson	WR	6-6	230	23	R	Valdosta State	CFA-19	Buffalo, N.Y.
9	Kyle Shurmur	QB	6-4	225	23	R	Vanderbilt	CFA-19	Philadelphia, Pa.
30	Alex Brown	DB	5-11	170	23	R	South Carolina State	FA-19	Holly Hill, S.C.
30	Elijah McGuire	RB	5-10	214	25	3	Louisiana-Lafayette	FA-19	Houma, La.
43	Emmanuel Smith	LB	6-2	240	24	1	Vanderbilt	FA-19	Murfreesboro, Tenn.
48	Nick Keizer	TE	6-4	251	24	1	Grand Valley State	FA-19	Kalamazoo, Mich.
60	Ryan Hunter	G	6-3	316	24	1	Bowling Green	CFA-18	North Bay, Ontario
83	Alizé Mack	TE	6-4	249	22	R	Notre Dame	FA-19	Las Vegas, Nev.
94	Cameron Malveaux	DE	6-5	265	25	2	Houston	FA-19	Beaumont, Texas
96	Braxton Hoyett	DT	6-2	302	23	R	Mississippi State	FA-19	Pelham, Ala.
<b>Reserve/Non-Football Injury</b>									
47	Darius Harris	LB	6-2	238	23	R	Middle Tennessee State	CFA-19	Horn Lake, Miss.
96	Tim Ward	DE	6-6	255	22	R	Old Dominion	CFA-19	High Point, N.C.
<b>Reserved/Injured</b>									
1	Keith Reaser	CB	6-0	190	28	4	Florida Atlantic	FA-19	Miami, Fla.
19	Marcus Kemp	WR	6-4	210	24	2	Hawaii	CFA-17	Layton, Utah
40	John Lovett	FB	6-3	225	23	R	Princeton	CFA-19	Wantage, N.Y.
57	Breeland Speaks	DE	6-3	285	23	2	Mississippi	D2-18	Jackson, Miss.
70	Greg Senat	T	6-6	305	25	2	Wagner	W (BAL)-19	Elmont, N.Y.
74	Martinas Rankin	T	6-5	311	25	2	Mississippi State	T (HOU)-19	Mendenhall, Miss.
80	Felton Davis	WR	6-3	211	22	R	Michigan State	CFA-19	Richmond, Va.
88	David Wells	TE	6-6	260	24	1	San Diego State	FA-18	Fresno, Calif.
90	Emmanuel Ogbah	DE	6-4	275	26	4	Oklahoma State	T (CLE)-19	Lagos, Nigeria
98	Xavier Williams	DT	6-2	309	27	5	Northern Iowa	RFA-18	Kansas City, Mo.

**HEAD COACH:** Andy Reid

**OFFENSE:** Eric Bieniemy (Offensive Coordinator); Joe Bleymaier (Pass Game Analyst/Asst. QBs); David Girardi (Offensive Quality Control); Andy Heck (Offensive Line); Mike Kafka (Quarterbacks); Greg Lewis (Wide Receivers); Corey Mattheae (Asst. Offensive Line); Deland McCullough (Running Backs); Tom Melvin (Tight Ends).

**DEFENSE:** Steve Spagnuolo (Defensive Coordinator); Terry Bradden (Defensive Quality Control); Brendan Daly (Run Game Coordinator/Defensive Line); Connor Embree (Defensive Assistant); Matt House (Linebackers); Sam Madison (Defensive Backs/Cornerbacks); Dave Merritt (Defensive Backs); Britt Reid (Linebackers/Outside Linebackers); Alex Whittingham (Defensive Quality Control).

**SPECIALISTS:** Dave Toub (Assistant Head Coach/Special Teams Coordinator); Rod Wilson (Asst. Special Teams).

**MISCELLANEOUS:** Barry Rubin (Head Strength & Conditioning); Greg Carbin (Asst. Strength & Conditioning); Travis Crittenden (Asst. Strength & Conditioning); Ryan Reynolds (Asst. Strength & Conditioning); Mike Frazier (Statistical Analysis Coordinator); Porter Ellett (Senior Asst. to Head Coach).

# 2019 KANSAS CITY CHIEFS ALPHABETICAL ROSTER

(As of November 25, 2019)

NO.	NAME	POS.	HT.	WT.	AGE	EXP.	COLLEGE	HOW ACQ.	HOMETOWN
73	Allegretti, Nick	G	6-4	320	23	R	Illinois	D7-19	Frankfort, Ill.
68	Barton, Jackson	T	6-7	302	24	R	Utah	FA-19	Salt Lake City, Utah
21	Breeland, Bashaud	CB	5-11	195	27	6	Clemson	UFA-19	Allendale, S.C.
81	Bell, Blake	TE	6-6	252	28	5	Oklahoma	FA-19	Wichita, Kan.
7	Butker, Harrison	K	6-4	205	24	3	Georgia Tech	FA-17	Decatur, Ga.
55	Clark, Frank	DE	6-3	260	26	5	Michigan	T (SEA)-19	Cleveland, Ohio
20	Claiborne, Morris	CB	5-11	192	29	8	LSU	FA-19	Shreveport, La.
2	Colquitt, Dustin	P	6-3	210	37	15	Tennessee	D3-05	Knoxville, Tenn.
12	Dieter, Gehrig	WR	6-3	207	26	2	Alabama	CFA-17	South Bend, Ind.
76	Duvernay-Tardif, Laurent	G	6-5	321	28	6	McGill	D6b-14	Montreal, Quebec
75	Erving, Cam	T	6-5	313	27	5	Florida State	T (CLE)-17	Moultrie, Ga.
27	Fenton, Rashad	CB	5-11	188	22	R	South Carolina	D6a-19	Miami, Fla.
72	Fisher, Eric	T	6-7	315	28	7	Central Michigan	D1-13	Rochester, Mich.
29	Fuller, Kendall	CB	5-11	198	24	4	Virginia Tech	T (WAS)-18	Baltimore, Md.
17	Hardman, Mecole	WR	5-10	187	21	R	Georgia	D2a-19	Bowman, Ga.
52	Harris, Demone	DE	6-4	272	23	1	Buffalo	FA-19	Buffalo, N.Y.
4	Henne, Chad	QB	6-3	222	34	11	Michigan	UFA-18	West Lawn, Pa.
10	Hill, Tyreek	WR	5-10	185	25	4	West Alabama	D5b-16	Pearson, Ga.
53	Hitchens, Anthony	LB	6-0	235	27	6	Iowa	UFA-18	Lorain, Ohio
95	Jones, Chris	DT	6-6	310	25	4	Mississippi State	D2-16	Houston, Miss.
87	Kelce, Travis	TE	6-5	260	30	7	Cincinnati	D3a-13	Cleveland Heights, Ohio
92	Kpassagnon, Tanoh	DE	6-7	289	25	3	Villanova	D2-17	Kalamazoo, Mich.
50	Lee, Darron	LB	6-1	232	25	4	Ohio State	T (NYJ)-19	Chattanooga, Tenn.
24	Lucas, Jordan	S	6-1	190	26	4	Penn State	T (MIA)-18	New Rochelle, N.Y.
15	Mahomes, Patrick	QB	6-3	230	24	3	Texas Tech	D1-17	Tyler, Texas
32	Mathieu, Tyrann	S	5-9	190	27	7	LSU	UFA-19	New Orleans, La.
25	McCoy, LeSean	RB	5-11	210	31	11	Pittsburgh	FA-19	Harrisburg, Pa.
8	Moore, Matt	QB	6-3	219	35	12	Oregon State	FA-19	Van Nuys, Calif.
56	Niemann, Ben	LB	6-2	235	24	2	Iowa	CFA-18	Sycamore, Ill.
91	Nnadi, Derrick	DT	6-1	312	23	2	Florida State	D3-18	Virginia Beach, Va.
44	O'Daniel, Dorian	LB	6-1	220	25	2	Clemson	D3b-18	Olney, Md.
97	Okafor, Alex	DE	6-4	261	28	7	Texas	UFA-19	Dallas, Texas
64	Pennel, Mike	DT	6-4	330	28	6	Colorado State-Pueblo	FA-19	Aurora, Colo.
13	Pringle, Byron	WR	6-1	203	26	2	Kansas State	CFA-18	Tampa, Fla.
59	Ragland, Reggie	LB	6-2	252	26	4	Alabama	T (BUF)-17	Madison, Ala.
62	Reiter, Austin	C	6-3	300	27	4	South Florida	W (CLE)-18	Bradenton, Fla.
11	Robinson, Demarcus	WR	6-1	203	25	4	Florida	D4c-16	Fort Valley, Ga.
99	Saunders, Khalen	DT	6-0	324	23	R	Western Illinois	D3-19	St. Louis, Mo.
71	Schwartz, Mitchell	T	6-5	320	30	8	California	UFA-16	Pacific Palisades, Calif.
42	Sherman, Anthony	FB	5-10	242	30	9	Connecticut	T (ARI)-13	North Attleborough, Mass.
49	Sorensen, Daniel	S	6-2	208	29	6	BYU	CFA-14	Colton, Calif.
34	Thompson, Darwin	RB	5-8	200	22	R	Utah State	D6b-19	Tulsa, Okla.
22	Thornhill, Juan	S	6-0	205	24	R	Virginia	D2b-19	Altavista, Va.
35	Ward, Charvarius	CB	6-1	198	23	2	Middle Tennessee State	T (DAL)-18	McCombs, Miss.
14	Watkins, Sammy	WR	6-1	211	26	6	Clemson	UFA-18	Fort Myers, Fla.
23	Watts, Armani	S	5-11	205	23	2	Texas A&M	D4-18	Forney, Texas
26	Williams, Damien	RB	5-11	224	27	6	Oklahoma	UFA-18	San Diego, Calif.
31	Williams, Darrel	RB	5-11	224	24	2	LSU	CFA-18	Marrero, La.
54	Wilson, Damien	LB	6-0	245	26	5	Minnesota	UFA-19	Gloster, Miss.
41	Winchester, James	LS	6-3	240	30	5	Oklahoma	FA-15	Washington, Okla.
61	Wisniewski, Stefan	G	6-3	305	30	9	Penn State	FA-19	Pittsburgh, Pa.
77	Wylie, Andrew	G	6-6	309	25	2	Eastern Michigan	FA-17	Midland, Mich.
82	Yelder, Deon	TE	6-4	255	24	2	Western Kentucky	FA-18	Louisville, Ky.
<b>Practice Squad</b>									
30	Brown, Alex	DB	5-11	170	23	R	South Carolina State	FA-19	Holly Hill, S.C.
1	Fortson, Jody	WR	6-6	230	23	R	Valdosta State	CFA-19	Buffalo, N.Y.
96	Hoyett, Braxton	DT	6-2	302	23	R	Mississippi State	FA-19	Pelham, Ala.
60	Hunter, Ryan	G	6-3	316	24	1	Bowling Green	CFA-18	North Bay, Ontario
48	Keizer, Nick	TE	6-4	251	24	1	Grand Valley State	FA-19	Kalamazoo, Mich.
83	Mack, Alizé	TE	6-4	249	22	R	Notre Dame	FA-19	Las Vegas, Nev.
94	Malveaux, Cameron	DE	6-5	265	25	2	Houston	FA-19	Beaumont, Texas
30	McGuire, Elijah	RB	5-10	214	25	3	Louisiana-Lafayette	FA-19	Houma, La.
9	Shurmur, Kyle	QB	6-4	225	23	R	Vanderbilt	CFA-19	Philadelphia, Pa.
43	Smith, Emmanuel	LB	6-2	240	24	1	Vanderbilt	FA-19	Murfreesboro, Tenn.
<b>Reserve/Non-Football Injury</b>									
47	Harris, Darius	LB	6-2	238	23	R	Middle Tennessee State	CFA-19	Horn Lake, Miss.
96	Ward, Tim	DE	6-6	255	22	R	Old Dominion	CFA-19	High Point, N.C.
<b>Reserved/Injured</b>									
80	Davis, Felton	WR	6-3	211	22	R	Michigan State	CFA-19	Richmond, Va.
19	Kemp, Marcus	WR	6-4	210	24	2	Hawaii	CFA-17	Layton, Utah
40	Lovett, John	FB	6-3	225	23	R	Princeton	CFA-19	Wantagh, N.Y.
90	Ogbah, Emmanuel	DE	6-4	275	26	4	Oklahoma State	T (CLE)-19	Lagos, Nigeria
74	Rankin, Martinas	T	6-5	311	25	2	Mississippi State	T (HOU)-19	Mendenhall, Miss.
1	Reaser, Keith	CB	6-0	190	28	4	Florida Atlantic	FA-19	Miami, Fla.
70	Senat, Greg	T	6-6	305	25	2	Wagner	W (BAL)-19	Elmont, N.Y.
57	Speaks, Breeland	DE	6-3	285	23	2	Mississippi	D2-18	Jackson, Miss.
88	Wells, David	TE	6-6	260	24	1	San Diego State	FA-18	Fresno, Calif.
98	Williams, Xavier	DT	6-2	309	27	5	Northern Iowa	RFA-18	Kansas City, Mo.

**HEAD COACH:** Andy Reid

**OFFENSE:** Eric Bieniemy (Offensive Coordinator); Joe Bleymaier (Pass Game Analyst/Asst. QBs); David Girardi (Offensive Quality Control); Andy Heck (Offensive Line); Mike Kafka (Quarterbacks); Greg Lewis (Wide Receivers); Corey Mattheai (Asst. Offensive Line); Deland McCullough (Running Backs); Tom Melvin (Tight Ends).

**DEFENSE:** Steve Spagnuolo (Defensive Coordinator); Terry Bradden (Defensive Quality Control); Brendan Daly (Run Game Coordinator/Defensive Line); Connor Embree (Defensive Assistant); Matt House (Linebackers); Sam Madison (Defensive Backs/Cornerbacks); Dave Merritt (Defensive Backs); Britt Reid (Linebackers/Outside Linebackers); Alex Whittingham (Defensive Quality Control).

**SPECIALISTS:** Dave Toub (Assistant Head Coach/Special Teams Coordinator); Rod Wilson (Asst. Special Teams).

**MISCELLANEOUS:** Barry Rubin (Head Strength & Conditioning); Greg Carbin (Asst. Strength & Conditioning); Travis Crittenden (Asst. Strength & Conditioning); Ryan Reynolds (Asst. Strength & Conditioning); Mike Frazier (Statistical Analysis Coordinator); Porter Ellett (Senior Asst. to Head Coach).

# 2019 KANSAS CITY CHIEFS BY-POSITION ROSTER

(As of November 25, 2019)

## QUARTERBACKS (3)

NO.	NAME	POS.	HT.	WT.	AGE	EXP.	COLLEGE	HOMETOWN	HOW ACQ.
4	Henne, Chad	QB	6-3	222	34	11	Michigan	West Lawn, Pa.	UFA-18
15	Mahomes, Patrick	QB	6-3	230	24	3	Texas Tech	Tyler, Texas	D1-17
8	Moore, Matt	QB	6-3	219	35	12	Oregon State	Van Nuys, Calif.	FA-19

## RUNNING BACKS (5)

NO.	NAME	POS.	HT.	WT.	AGE	EXP.	COLLEGE	HOMETOWN	HOW ACQ.
25	McCoy, LeSean	RB	5-11	210	31	11	Pittsburgh	Harrisburg, Pa.	FA-19
42	Sherman, Anthony	FB	5-10	242	30	9	Connecticut	North Attleborough, Mass.	T (ARI)-13
34	Thompson, Darwin	RB	5-8	200	22	R	Utah State	Tulsa, Okla.	D6b-19
26	Williams, Damien	RB	5-11	224	27	6	Oklahoma	San Diego, Calif.	UFA-18
31	Williams, Darrel	RB	5-11	224	24	2	LSU	Marrero, La.	CFA-18

## WIDE RECEIVERS (6)

NO.	NAME	POS.	HT.	WT.	AGE	EXP.	COLLEGE	HOMETOWN	HOW ACQ.
12	Dieter, Gehrig	WR	6-3	207	26	2	Alabama	South Bend, Ind.	CFA-17
17	Hardman, Mecole	WR	5-10	187	21	R	Georgia	Bowman, Ga.	D2a-19
10	Hill, Tyreek	WR	5-10	185	25	4	West Alabama	Pearson, Ga.	D5b-16
13	Pringle, Byron	WR	6-1	203	26	2	Kansas State	Tampa, Fla.	CFA-19
11	Robinson, Demarcus	WR	6-1	203	25	4	Florida	Fort Valley, Ga.	D4c-16
14	Watkins, Sammy	WR	6-1	211	26	6	Clemson	Fort Myers, Fla.	UFA-18

## TIGHT ENDS (3)

NO.	NAME	POS.	HT.	WT.	AGE	EXP.	COLLEGE	HOMETOWN	HOW ACQ.
81	Bell, Blake	TE	6-6	252	28	5	Oklahoma	Wichita, Kan.	FA-19
87	Kelce, Travis	TE	6-5	260	27	7	Cincinnati	Cleveland Heights, Ohio	D3a-13
82	Yelder, Deon	TE	6-4	255	24	2	Western Kentucky	Louisville, Ky.	FA-18

## OFFENSIVE LINE (9)

NO.	NAME	POS.	HT.	WT.	AGE	EXP.	COLLEGE	HOMETOWN	HOW ACQ.
73	Allegretti, Nick	G	6-4	320	23	R	Illinois	Frankfort, Ill.	D7-19
68	Barton, Jackson	T	6-7	302	24	R	Utah	Salt Lake City, Utah	FA-19
76	Duvernay-Tardif, Laurent	G	6-5	321	28	6	McGill	Montreal, Quebec	D6b-14
75	Erving, Cam	T	6-5	313	27	5	Florida State	Moultrie, Ga.	T (CLE)-17
72	Fisher, Eric	T	6-7	315	28	7	Central Michigan	Rochester, Mich.	D1-13
62	Reiter, Austin	C	6-3	300	27	4	South Florida	Bradenton, Fla.	W (CLE)-18
71	Schwartz, Mitchell	T	6-5	320	30	8	California	Pacific Palisades, Calif.	UFA-16
61	Wisniewski, Stefen	G	6-3	305	30	9	Penn State	Pittsburgh, Pa.	FA-19
77	Wylie, Andrew	G	6-6	309	25	2	Eastern Michigan	Midland, Mich.	FA-17

## DEFENSIVE LINE (8)

NO.	NAME	POS.	HT.	WT.	AGE	EXP.	COLLEGE	HOMETOWN	HOW ACQ.
55	Clark, Frank	DE	6-3	260	26	5	Michigan	Cleveland, Ohio	T (SEA)-19
52	Harris, Demone	DE	6-4	272	23	1	Buffalo	Buffalo, N.Y.	FA-19
95	Jones, Chris	DT	6-6	310	25	4	Mississippi State	Houston, Miss.	D2-16
92	Kpassagnon, Tanoh	DE	6-7	289	25	3	Villanova	Kalamazoo, Mich.	D2-17
91	Nnadi, Derrick	DT	6-1	312	23	2	Florida State	Virginia Beach, Va.	D3-18
97	Okafor, Alex	DE	6-4	261	28	7	Texas	Dallas, Texas	UFA-19
64	Pennel, Mike	DT	6-4	330	28	6	Colorado State-Pueblo	Aurora, Colo.	FA-19
99	Saunders, Khalel	DT	6-0	324	23	R	Western Illinois	St. Louis, Mo.	D3-19

## LINEBACKERS (6)

NO.	NAME	POS.	HT.	WT.	AGE	EXP.	COLLEGE	HOMETOWN	HOW ACQ.
53	Hitchens, Anthony	LB	6-0	235	27	6	Iowa	Lorain, Ohio	UFA-18
50	Lee, Darron	LB	6-1	232	25	4	Ohio State	Chattanooga, Tenn.	T (NYJ)-19
56	Niemann, Ben	LB	6-2	235	24	2	Iowa	Sycamore, Ill.	CFA-18
44	O'Daniel, Dorian	LB	6-1	220	25	2	Clemson	Olney, Md.	D3b-18
59	Ragland, Reggie	LB	6-2	252	26	4	Alabama	Madison, Ala.	T (BUF)-17
54	Wilson, Damien	LB	6-0	245	26	5	Minnesota	Gloster, Miss.	UFA-19

## DEFENSIVE BACKS (10)

NO.	NAME	POS.	HT.	WT.	AGE	EXP.	COLLEGE	HOMETOWN	HOW ACQ.
21	Breeland, Bashaud	CB	5-11	195	27	6	Clemson	Allendale, S.C.	UFA-19
20	Claiborne, Morris	CB	5-11	192	29	8	LSU	Shreveport, La.	FA-19
27	Fenton, Rashad	CB	5-11	188	22	R	South Carolina	Miami, Fla.	D6a-19
29	Fuller, Kendall	CB	5-11	198	24	4	Virginia Tech	Baltimore, Md.	T (WAS)-18
24	Lucas, Jordan	S	6-1	190	26	4	Penn State	New Rochelle, N.Y.	T (MIA)-18
32	Mathieu, Tyrann	S	5-9	190	27	7	LSU	New Orleans, La.	UFA-19
49	Sorensen, Daniel	S	6-2	208	29	6	BYU	Colton, Calif.	CFA-14
22	Thornhill, Juan	S	6-0	205	24	R	Virginia	Altavista, Va.	D2b-19
35	Ward, Charvarius	CB	6-1	198	23	2	Middle Tennessee State	McCombs, Miss.	T (DAL)-18
23	Watts, Armani	S	5-11	205	23	2	Texas A&M	Forney, Texas	D4-18

## SPECIALISTS (3)

NO.	NAME	POS.	HT.	WT.	AGE	EXP.	COLLEGE	HOMETOWN	HOW ACQ.
7	Butker, Harrison	K	6-4	205	24	3	Georgia Tech	Decatur, Ga.	FA-17
2	Colquitt, Dustin	P	6-3	210	37	15	Tennessee	Knoxville, Tenn.	D3-05
41	Winchester, James	LS	6-3	240	30	5	Oklahoma	Washington, Okla.	FA-15

# 2019 KANSAS CITY CHIEFS UNOFFICIAL DEPTH CHART

(As of November 25, 2019)

## OFFENSE

WR	10 Tyreek Hill	11 Demarcus Robinson	13 Byron Pringle
LT	72 Eric Fisher	75 Cam Erving	
LG	77 Andrew Wylie	61 Stefen Wisniewski	
C	62 Austin Reiter	<u>73 Nick Allegretti</u>	
RG	76 Laurent Duvernay-Tardif	61 Stefen Wisniewski	
RT	71 Mitchell Schwartz	<u>68 Jackson Barton</u>	
TE	87 Travis Kelce	81 Blake Bell	82 Deon Yelder
WR	14 Sammy Watkins	<u>17 Mecole Hardman</u>	12 Gehrig Dieter
QB	15 Patrick Mahomes	8 Matt Moore	4 Chad Henne
RB	26 Damien Williams	25 LeSean McCoy	31 Darrel Williams
FB	42 Anthony Sherman		<u>34 Darwin Thompson</u>

## DEFENSE

LDE	97 Alex Okafor	52 Demone Harris	
LDT	95 Chris Jones	<u>99 Khalel Saunders</u>	
RDT	91 Derrick Nnadi	64 Mike Pennel	
RDE	55 Frank Clark	92 Tanoh Kpassagnon	
LB	53 Anthony Hitchens	56 Ben Niemann	59 Reggie Ragland
LB	54 Damien Wilson	50 Darron Lee	44 Dorian O'Daniel
LCB	35 Charvarius Ward	<u>27 Rashad Fenton</u>	20 Morris Claiborne
RCB	21 Bashaud Breeland	<u>27 Rashad Fenton</u>	
CB	29 Kendall Fuller	<u>27 Rashad Fenton</u>	
FS	<u>22 Juan Thornhill</u>	49 Daniel Sorensen	
SS	32 Tyrann Mathieu	24 Jordan Lucas	23 Armani Watts

## SPECIALISTS

P	2 Dustin Colquitt	
K	7 Harrison Butker	2 Dustin Colquitt
H	2 Dustin Colquitt	
LS	41 James Winchester	
PR	10 Tyreek Hill	<u>17 Mecole Hardman</u>
KR	<u>17 Mecole Hardman</u>	10 Tyreek Hill

Rookies Underlined

## PRONUNCIATION GUIDE

Nick Allegretti	al-uh-GRET-ee
Bashaud Breeland	BA-shaud
Laurent Duvernay-Tardif	Doo-ver-nay Tar-diff
Mecole Hardman	MUH-cole
Tyreek Hill	tie-REEK
Travis Kelce	KEL-see
Tanoh Kpassagnon	TAWN-o pass-N-yo
Darron Lee	Darrin
Tyrann Mathieu	TY-run MATH-you
Ben Niemann	NEE-man
Derrick Nnadi	NAH-dee
Alex Okafor	OH-kuh-for
Mike Pennel	puh-NELL
Austin Reiter	RIGHT-er
Khalel Saunders	KAH-len
Charvarius Ward	CHAR-vair-EE-us
Stefen Wisniewski	STEFF-in wiz-NEW-ski
Andrew Wylie	WHY-lee

## HOW THE 2019 CHIEFS ROSTER WAS BUILT

(As of November 25, 2019)

YEAR	DRAFT	FREE AGENTS	TRADE/WAIVERS
2005	P Dustin Colquitt (3)		
2006			
2007			
2008			
2009			
2010			
2011			
2012			
2013	T Eric Fisher (1) TE Travis Kelce (3a)		FB Anthony Sherman (T/ARI)
2014	G Laurent Duvernay-Tardif (6b)	S Daniel Sorensen (CFA)	
2015		LS James Winchester (FA)	
2016	DT Chris Jones (2) WR Demarcus Robinson (4c) WR Tyreek Hill (5b)	T Mitchell Schwartz (UFA)	
2017	QB Patrick Mahomes (1) DE Tanoh Kpassagnon (2)	K Harrison Butker (FA) WR Gehrig Dieter (CFA)	LB Reggie Ragland (T/BUF) T Cam Erving (T/CLE)
2018	DT Derrick Nnadi (3a) LB Dorian O'Daniel (3b) S Armani Watts (4)	G Andrew Wylie (FA) WR Sammy Watkins (UFA) LB Anthony Hitchens (UFA) RB Damien Williams (UFA) LB Ben Niemann (CFA) RB Darrel Williams (CFA) TE Deon Yelder (FA) WR Byron Pringle (CFA) QB Chad Henne (UFA)	CB Kendall Fuller (T/WAS) CB Charvarius Ward (T/DAL) S Jordan Lucas (T/MIA) C Austin Reiter (W/CLE)
2019	WR Mecole Hardman (2a) S Juan Thornhill (2b) DT Khalen Saunders (3) CB Rashad Fenton (6a) RB Darwin Thompson (6b) G Nick Allegretti (7)	S Tyrann Mathieu (UFA) LB Damien Wilson (UFA) DE Alex Okafor (UFA) CB Bashaud Breeland (UFA) TE Blake Bell (FA) QB Matt Moore (FA) RB LeSean McCoy (FA) CB Morris Claiborne (FA) G Stefen Wisniewski (FA) DT Mike Pennel (FA) T Jackson Barton (FA) DE Demone Harris (FA)	DE Frank Clark (T/SEA) LB Darron Lee (T/NYJ)
<b><u>TOTAL ROSTER BREAKDOWN</u></b>		8 Unrestricted Free Agents 12 Free Agents 5 College Free Agents	1 Waiver Claim 8 Trades
	18 Draft Choices		

## 2019 CHIEFS ROSTER BY EXPERIENCE

(As of November 25, 2019)

<b><u>15th Year (1)</u></b>	<b><u>6th Year (7)</u></b>	<b><u>4th Year (8)</u></b>	<b><u>2nd Year (10)</u></b>
P Dustin Colquitt	CB Bashaud Breeland	CB Kendall Fuller	WR Gehrig Dieter
	G Laurent Duvernay-Tardif	WR Tyreek Hill	LB Ben Niemann
<b><u>12th Year (1)</u></b>	LB Anthony Hitchens	DT Chris Jones	DT Derrick Nnadi
QB Matte Moore	DT Mike Pennel	LB Darron Lee	LB Dorian O'Daniel
	S Daniel Sorensen	S Jordan Lucas	WR Byron Pringle
<b><u>11th Year (2)</u></b>	WR Sammy Watkins	LB Reggie Ragland	CB Charvarius Ward
QB Chad Henne	RB Damien Williams	OL Austin Reiter	S Armani Watts
RB LeSean McCoy		WR Demarcus Robinson	RB Darrel Williams
	<b><u>5th Year (5)</u></b>		G Andrew Wylie
<b><u>9th Year (2)</u></b>	TE Blake Bell	<b><u>3rd Year (3)</u></b>	TE Deon Yelder
FB Anthony Sherman	DE Frank Clark	K Harrison Butker	
G Stefen Wisniewski	OL Cam Erving	LB Tanoh Kpassagnon	<b><u>1st Year (1)</u></b>
	LB Damien Wilson	QB Patrick Mahomes	DE Demone Harris
<b><u>8th Year (2)</u></b>	LS James Winchester		
CB Morris Claiborne			<b><u>Rookie (7)</u></b>
T Mitchell Schwartz			OL Nick Allegretti
			T Jackson Barton
<b><u>7th Year (4)</u></b>			CB Rashad Fenton
T Eric Fisher			WR Mecole Hardman
TE Travis Kelce			DL Khalen Saunders
S Tyrann Mathieu			RB Darwin Thompson
DE Alex Okafor			DB Juan Thornhill

## 2019 CHIEFS ROSTER BY DRAFT ROUND

[Overall selection in brackets]

<b><u>1st Round (6)</u></b>
[1] T Eric Fisher (2013) [4] WR Sammy Watkins (2014-BUF) [6] CB Morris Claiborne (2012-DAL) [10] QB Patrick Mahomes (2017) [19] T Cam Erving (2015-CLE) [20] LB Darron Lee (2016-NYJ)
<b><u>2nd Round (10)</u></b>
[37] T Mitchell Schwartz (2012-CLE) [37] DT Chris Jones (2016) [41] LB Reggie Ragland (2016-BUF) [48] G Stefen Wisniewski (2011-OAK) [53] RB LeSean McCoy (2009-PHI) [56] WR Mecole Hardman (2019) [57] QB Chad Henne (2008-MIA) [59] DE Tanoh Kpassagnon (2017) [63] DE Frank Clark (2015-SEA) [63] S Juan Thornhill (2019)
<b><u>3rd Round (7)</u></b>
[63] TE Travis Kelce (2013) [69] S Tyrann Mathieu (2013-ARI) [75] DT Derrick Nnadi (2018) [84] CB Kendall Fuller (2016-WAS) [84] DT Khalen Saunders (2019) [99] P Dustin Colquitt (2005) [100] LB Dorian O'Daniel (2018)
<b><u>4th Round (7)</u></b>
[102] CB Bashaud Breeland (2014-WAS) [103] DE Alex Okafor (2013-ARI) [117] TE Blake Bell (2015-SF) [119] LB Anthony Hitchens (2014-DAL) [124] S Armani Watts (2018) [126] WR Demarcus Robinson (2016) [127] LB Damien Wilson (2015-DAL)
<b><u>5th Round (2)</u></b>
[136] FB Anthony Sherman (2011-ARI) [165] WR Tyreek Hill (2016)
<b><u>6th Round (4)</u></b>
[200] G Laurent Duvernay-Tardif (2014) [201] CB Rashad Fenton (2019) [204] S Jordan Lucas (2016-MIA) [210] RB Darwin Thompson (2019)
<b><u>7th Round (4)</u></b>
[216] G Nick Allegretti (2019) [222] C Austin Reiter (2015-CLE) [233] K Harrison Butker (2017-CAR) [240] T Jackson Barton (2019-IND)
<b><u>Undrafted (13)</u></b>
QB Matt Moore (2007-DAL), LS James Winchester (2013-PHI), S Daniel Sorensen (2014), RB Damien Williams (2014-MIA), DT Mike Pennel (2014-GB), WR Gehrig Dieter (2017), G Andrew Wylie (2017-IND), LB Ben Niemann (2018), CB Charvarius Ward (2018 - DAL), RB Darrel Williams (2018), TE Deon Yelder (2018-NO), WR Byron Pringle (2018), DE Demone Harris (2018-TB)

# KANSAS CITY CHIEFS 2019 TRANSACTIONS

(as of 11/25/19)

Date	Player	Transaction
Dec. 31	WALKER, Cavon, DT	Reserve/Future signing
Jan. 3	SPAIGHT, Martrell, LB	Reserve/Future signing
Jan. 21	CROCKETT, Josh, WR	Reserve/Future signing
Jan. 21	DAVISON, Raymond, LB	Reserve/Future signing
Jan. 21	HUNTER, Ryan, T	Reserve/Future signing
Jan. 21	IVIE, Joey, DT	Reserve/Future signing
Jan. 21	LITTON, Chase, QB	Reserve/Future signing
Jan. 21	MCCRAY, Robert, LB	Reserve/Future signing
Jan. 21	MURPHY, Pace, T	Reserve/Future signing
Jan. 21	WADE, D'Montre, DB	Reserve/Future signing
Jan. 21	WELLS, David, TE	Reserve/Future signing
Jan. 23	MONDEAUX, Henry, DT	Reserve/Future signing
Jan. 25	MCQUAY, LEON, S	Reserve/Future signing
Jan. 31	RIPKOWSKI, Aaron, RB	Reserve/Future signing
Feb. 19	SENIOR, Justin, T	Reserve/Future signing
Feb. 22	COATES, Sammie, WR	Signed
Feb. 22	GRAYSON, Davon, WR	Signed
Feb. 22	JOHNSON, Dontae, DB	Signed
Feb. 22	MANUEL, E.J., QB	Signed
Mar. 4	DEE, Ford, LB	Designated the franchise tag
Mar. 7	JONES-QUARTEY, Harold, DB	Signed
Mar. 9	HYDE, Carlos, RB	Signed
Mar. 10	HOUSTON, Justin, LB	Released
Mar. 12	BUTKER, Harrison, K	Tendered
Mar. 12	HAMILTON, Justin, DT	Tendered
Mar. 12	KEMP, Marcus, WR	Tendered
Mar. 12	LUCAS, Jordan, DB	Tendered
Mar. 13	BERRY, Eric, DB	Released
Mar. 13	FORD, Dee, LB	Traded
Mar. 14	MATHIEU, Tyrann, DB	Signed
Mar. 14	WILSON, Damien, LB	Signed
Mar. 14	OKAFOR, Alex, DE	Signed
Mar. 19	BREELAND, Bashaud, DB	Signed
Mar. 25	SHERMAN, Anthony, RB	Signed
Mar. 25	GORDON, Dillon, T	Waived
April 1	MURRAY, Eric, S	Traded
April 1	OGBAH, Emmanuel, DE	Acquired via Trade with CLE
April 2	KEMP, Marcus, WR	Signed exclusive rights
April 2	BELL, Blake, TE	Signed
April 3	DURHAM, Step, DB	Waived
April 5	REASER, Keith, DB	Signed
April 10	ATTAOCHU, Jeremiah, LB	Signed
April 24	CLARK, Frank, DE	Acquired via Trade with SEA
April 26	HARDMAN, Mecole, WR	Drafted in 2 <sup>nd</sup> round
April 26	THORNHILL, Juan, DB	Drafted in 2 <sup>nd</sup> round
April 26	SAUNDERS, Khalel, DT	Drafted in 3 <sup>rd</sup> round
April 27	FENTON, Rashad, CB	Drafted in 6 <sup>th</sup> round
April 27	THOMPSON, Darwin, RB	Drafted in 6 <sup>th</sup> round
April 27	ALLEGRETTI, Nick, OL	Drafted 7 <sup>th</sup> round
April 29	KOROMA, Tejan, OL	Waived
May 3	CROCKETT, Josh, WR	Waived
May 3	MONDEAUX, Henry, DT	Waived
May 3	RIPKOWSKI, Aaron, RB	Waived
May 3	ALLEGRETTI, Nick, G	Signed
May 3	FENTON, Rashad, DB	Signed
May 3	HARDMAN, Mecole, WR	Signed
May 3	THOMPSON, Darwin, RB	Signed
May 3	BOYD, Dino, T	Signed
May 3	CUSTIS, Jamal, WR	Signed
May 3	DAVIS, Felton, WR	Signed
May 3	FIELDS, Mark, DB	Signed
May 3	FOX, Jack, P	Signed
May 3	HARRIS, Darius, LB	Signed
May 3	JOHNSON, Gary, LB	Signed
May 3	JORDAN, Jamire, WR	Signed
May 3	LINTA, T.J., QB	Signed
May 3	LOVETT, John, QB	Signed
May 3	MONROE, Dakari, DB	Signed
May 3	SHURMUR, Kyle, QB	Signed
May 3	THOMPSON, Cody, WR	Signed
May 3	WARD, Tim, DE	Signed
May 3	WILLIAMS, James, RB	Signed
May 4	BURRELL, Jalin, DB	Signed
May 4	LINDSEY, Andre, WR	Signed
May 7	DAVIS, Rashard, WR	Signed
May 7	MARSHALL, Marcus, RB	Signed
May 7	MILLER, Herb, DB	Signed
May 7	SOROH, Andrew, DB	Signed
May 7	LINDSEY, Andre, WR	Waived
May 7	MCQUAY, Leon, DB	Waived
May 7	MONROE, Dakari, DB	Waived
May 7	JORDAN, Jamire, WR	Waived/Injury
May 10	MOORE, John David, RB	Waived
May 10	COATES, Sammie, WR	Released
May 10	GOLDITCH, Zack, T	Claimed off waivers
May 10	FORTSON, Joe, TE	Signed
May 13	MANUEL, E.J., QB	Retired
May 15	THORNHILL, Juan, DB	Signed
May 16	LEE, Darron, LB	Acquired via Trade with NYJ
May 19	JOHNSON, Dontae, DB	Released
May 19	PHILLIPS, John, TE	Signed
May 20	SPAIGHT, Martrell, LB	Retired
May 21	MONROE, Dakari, DB	Signed
May 28	PHILLIPS, John, TE	Released
May 28	LINTA, T.J., QB	Waived/Injury
May 29	OKEKE, Chidi, T	Signed
May 31	KEIZER, Nick, TE	Signed
June 4	SAUNDERS, Khalel, DT	Signed
June 12	BURRELL, Jalin, DB	Waived
June 13	STERLING, Neal, TE	Signed
June 13	JOHNSON, Gary, LB	Waived
June 13	SENIOR, Justin, T	Waived
June 13	WILLIAMS, James, RB	Waived
June 14	BEECHAM, Abdul, G	Signed
June 14	CALDWELL, Josh, RB	Signed
June 14	HINES, D'Juan, LB	Signed
July 24	STERLING, Neal, TE	Waived
July 24	HARRIS, Darius, LB	Placed on Active/NFI
July 27	WATTS, Armani, DB	Placed on Active/NFI
July 29	WATTS, Armani, DB	Activated from Active/NFI
July 31	HUNTER, Michael, DB	Signed
Aug. 7	REASER, Keith, DB	Placed on Reserve/Injured
Aug. 7	DIMICK, Hunter, DE	Signed
Aug. 9	CLAIBORNE, Morris, DB	Signed
Aug. 9	WELLS, David, TE	Waived/Injured
Aug. 12	GARNER, Manasseh, TE	Signed
Aug. 12	CALDWELL, Josh, RB	Waived
Aug. 19	TOLLIVER, Jalen, WR	Signed
Aug. 19	KEMP, Marcus, WR	Placed on Reserve/Injured
Aug. 20	ALLEN, Jeff, G	Signed
Aug. 20	BEECHAM, Abdul, G	Waived
Aug. 20	THOMAS, De'Anthony, WR	Signed
Aug. 20	GRAYSON, Davon, WR	Waived/Injured
Aug. 27	MOORE, Matt, QB	Signed
Aug. 27	LOVETT, John, FB	Placed on Reserve/Injured
Aug. 31	ALLEN, Jeff, G	Released
Aug. 31	BOYD, Dino, T	Waived
Aug. 31	CUSTIS, Jamal, WR	Waived
Aug. 31	DAVIS, Rashard, WR	Waived
Aug. 31	DAVISON, Raymond, LB	Waived
Aug. 31	DIMICK, Hunter, DE	Waived
Aug. 31	FORTSON, Jody, WR	Waived
Aug. 31	FOX, Jack, P	Waived
Aug. 31	GARNER, Manasseh, TE	Waived
Aug. 31	GOLDITCH, Zack, G	Waived
Aug. 31	HAMILTON, Justin, DT	Waived
Aug. 31	HINES, D'Juan, LB	Waived
Aug. 31	JONES-QUARTEY, Harold, S	Waived
Aug. 31	KEIZER, Nick, TE	Waived
Aug. 31	LITTON, Chase, QB	Waived
Aug. 31	MARSHALL, Marcus, RB	Waived
Aug. 31	MCCRAY, Rob, LB	Waived
Aug. 31	MCKENZIE, Kahlil, G	Waived
Aug. 31	MILLER, Herb, CB	Waived
Aug. 31	MONROE, Dakari, CB	Waived

Aug. 31	MURPHY, Pace, T	Waived
Aug. 31	MURRAY, Jimmy, C	Waived
Aug. 31	OKEKE, Chidi, T	Waived
Aug. 31	SHURMUR, Kyle, QB	Waived
Aug. 31	SOROH, Andrew, S	Waived
Aug. 31	THOMPSON, Cody, WR	Waived
Aug. 31	TOLLIVER, Jalen, WR	Waived
Aug. 31	WADE, D'Montre, CB	Waived
Aug. 31	WALKER, Cavon, DT	Waived
Aug. 31	DAVIS, Felton, WR	Waived/Injured
Aug. 31	HUNTER, Michael, CB	Waived/Injured
Aug. 31	DIETER, Gehrig, WR	Placed on Reserve/Injured
Aug. 31	SPEAKS, Breeland, DE	Placed on Reserve/Injured
Aug. 31	HARRIS, Darius, LB	Placed on Reserve/NFI
Aug. 31	HYDE, Carlos, RB	Traded
Aug. 31	RANKIN, Martinas, T	Acquired via Trade with HOU
Aug. 31	FIELDS, Mark, CB	Traded
Sept. 1	FORSTON, Jody, WR	Signed to practice squad
Sept. 1	KEIZER, Nick, TE	Signed to practice squad
Sept. 1	MARSHALL, Marcus, RB	Signed to practice squad
Sept. 1	MURRAY, Jimmy, C	Signed to practice squad
Sept. 1	SHURMUR, Kyle, QB	Signed to practice squad
Sept. 1	THOMPSON, Cody, WR	Signed to practice squad
Sept. 1	ATTAOCHU, Jeremiah, DE	Released
Sept. 1	ALLEN, Jeff, G	Signed
Sept. 1	HENNE, Chad, QB	Placed on Reserve/Injured
Sept. 2	MCCOY, LeSean, RB	Signed
Sept. 2	BROWN, Alex, DB	Signed to practice squad
Sept. 2	MALVEAUX, Cameron, DE	Signed to practice squad
Sept. 2	MCTYER, Torry, DB	Signed to practice squad
Sept. 2	SMITH, Emmanuel, LB	Signed to practice squad
Sept. 7	DIETER, Gehrig, WR	Reached Injury Settlement
Sept. 10	PRINGLE, Byron, WR	Waived
Sept. 10	THOMAS, De'Anthony	Returned to Active Roster
Sept. 12	PRINGLE, Byron, WR	Signed to practice squad
Sept. 12	MURRAY, Jimmy, C	Released
Sept. 14	PRINGLE, Byron, WR	Signed to active roster
Sept. 14	SMITH, Tremon, CB	Waived
Sept. 16	SENAT, Greg, T	Claimed off of waivers
Sept. 16	IVIE, Joey, DT	Waived
Sept. 18	IVIE, Joey, DT	Signed to practice squad
Sept. 26	MCTYER, Torry, DB	Signed by CIN from practice squad
Sept. 30	HOYETT, Braxton	Signed to practice squad
Oct. 1	CLAIBORNE, Morris	Returned to Active Roster
Oct. 3	ALLEN, Jeff, G	Released
Oct. 4	GRAYSON, Davon, WR	Waived
Oct. 9	HUNTER, Ryan, G	Waived
Oct. 9	WILLIAMS, Xavier, DT	Placed on Reserved/Injured
Oct. 9	MCCLAIN, Terrell, DT	Signed
Oct. 9	WISNIEWSKI, Stefen, G	Signed
Oct. 10	MARSHALL, Marcus, RB	Released
Oct. 10	HUNTER, Ryan, G	Singed to practice squad
Oct. 14	HOYETT, Braxton, DT	Released
Oct. 14	DIETER, Gehrig, WR	Signed to practice squad
Oct. 18	MCCLAIN, Terrell, DT	Released
Oct. 18	PENNEL, Mike, DT	Signed
Oct. 21	THOMAS, De'Anthony, WR	Released
Oct. 21	SHURMUR, Kyle, QB	Signed to active roster from PS
Oct. 21	HOYETT, Braxton, DT	Signed to practice squad
Oct. 29	THOMPSON, Cody, WR	Released
Oct. 29	FOX, Jack, P	Signed to practice squad
Nov. 2	SHURMUR, Kyle, QB	Released
Nov. 2	SENAT, Greg, T	Placed on Reserved/Injured
Nov. 2	HENNE, Chad, QB	Activate from Reserved/Injured
Nov. 2	IVIE, Joey, DT	Signed to active roster from PS
Nov. 5	SHURMUR, Kyle, QB	Signed to practice squad
Nov. 5	FOX, Jack, P	Released
Nov. 5	MACK, Alizé	Signed to practice squad
Nov. 11	RANKIN, Martinas, T	Placed on Reserved/Injured
Nov. 11	BARTON, Jackson, T	Signed off IND practice squad
Nov. 18	OGBAH, Emmanuel, DE	Placed on Reserved/Injured
Nov. 18	DIETER, Gehrig, WR	Signed to active roster from PS
Nov. 21	IVIE, Joey, DT	Waived
Nov. 21	HARRIS, Demone, DE	Signed off BAL practice squad
Nov. 25	MCGUIRE, Elijah, RB	Signed to practice squad



# CHIEFS KINGDOM

ADDITIONAL STATISTICS



# GAME-BY-GAME OFFENSE



## 2019 REGULAR SEASON CHIEFS GAME-BY-GAME OFFENSE

	09/08 @ JAX	09/15 @ OAK	09/22 BAL	09/29 @ DET	10/06 IND	10/13 HOU	10/17 @ DEN	10/27 GB	11/03 MIN	11/10 @ TEN	11/18 @ LAC	12/01 OAK	12/08 @ NE	12/15 DEN	12/22 @ CHI	12/29 LAC
<b>FIRST DOWNS</b>																
Total	24	24	27	29	18	20	14	21	17	28	18					
Rushing	9	2	9	8	3	5	5	4	2	6	7					
Passing	13	18	14	16	12	11	7	16	15	20	9					
Penalty	2	4	4	5	3	4	2	1	0	2	2					
<b>THIRD DOWNS</b>																
Attempts	10	14	9	9	12	8	15	11	13	14	13					
Converted	5	8	5	4	4	4	5	6	4	7	6					
Percentage	50.0%	57.1%	55.6%	44.4%	33.3%	50.0%	33.3%	54.5%	30.8%	50.0%	46.2%					
<b>TOT. OFFENSE</b>																
Net Yards	491	467	503	438	324	309	271	337	377	530	310					
Plays	60	68	63	67	57	47	58	58	58	78	60					
Avg./Play	8.2	6.9	8.0	6.5	5.7	6.6	4.7	5.8	6.5	6.8	5.2					
<b>RUSHING</b>																
Net Yards	113	31	140	123	36	53	80	88	147	97	130					
Rush. Att.	26	22	25	25	14	11	27	20	18	25	27					
Avg./Att.	4.3	1.4	5.6	4.9	2.6	4.8	3.0	4.4	8.2	3.9	4.8					
<b>PASSING</b>																
Net Yards	378	436	363	315	288	256	191	249	230	433	180					
Attempts	34	44	37	42	39	35	30	36	35	51	32					
Completions	25	30	27	24	22	19	20	24	25	36	19					
Intercepted	0	0	0	0	0	1	0	0	0	0	1					
Gross Yards	378	443	374	315	321	273	193	267	275	446	182					
Sacked	0.0	2.0	1.0	0.0	4.0	1.0	1.0	2.0	5.0	2.0	1.0					
Yards Lost	0	7	11	0	33	17	2	18	45	13	2					
<b>ADVANCES</b>																
Rushes	26	22	25	25	14	11	27	20	18	25	27					
Completions	25	30	27	24	22	19	20	24	25	36	19					
Totals	51	52	52	49	36	30	47	44	43	61	46					
<b>PENALTIES</b>																
Number	5	10	4	7	11	11	6	3	4	9	8					
Yards	55	114	31	51	125	79	46	30	25	80	102					
<b>FUMBLES</b>																
Number	0	1	3	4	1	1	1	1	3	2	1					
Lost	0	1	0	3	1	1	0	1	1	1	0					
<b>SCORING</b>																
Points	40	28	33	34	13	24	30	24	26	32	24					
TD Rushing	1	0	1	3	0	0	0	1	1	0	2					
TD Passing	3	4	3	0	1	3	2	2	1	3	1					
TD KO Returns	0	0	0	0	0	0	0	0	0	0	0					
TD Punt Returns	0	0	0	0	0	0	0	0	0	0	0					
TD Sp. Teams	0	0	0	0	0	0	0	0	0	0	0					
TD Def. Returns	0	0	0	1	0	0	1	0	0	0	0					
FG Attempts	4	0	2	3	2	2	3	2	4	5	1					
FG Made	4	0	2	2	2	1	3	1	4	4	1					
Safety	0	0	0	0	0	0	0	0	0	0	0					

# GAME-BY-GAME DEFENSE



## 2019 REGULAR SEASON CHIEFS GAME-BY-GAME DEFENSE

	09/08	09/15	09/22	09/29	10/06	10/13	10/17	10/27	11/03	11/10	11/18	12/01	12/08	12/15	12/22	12/29
	@ JAX	@ OAK	BAL	@ DET	IND	HOU	@ DEN	GB	MIN	TEN	@ LAC	OAK	@ NE	DEN	CHI	LAC
<b>FIRST DOWNS</b>																
Total	18	19	29	29	25	35	15	21	17	19	23					
Rushing	3	5	15	8	12	12	4	5	4	9	6					
Passing	13	12	14	17	7	20	8	15	12	7	14					
Penalty	2	2	0	4	6	3	3	1	1	3	3					
<b>THIRD DOWNS</b>																
Attempts	10	14	13	13	14	12	13	13	15	8	15					
Converted	5	6	5	5	5	5	1	8	5	2	5					
Percentage	50.0%	42.9%	38.5%	38.5%	35.7%	41.7%	7.7%	61.5%	33.3%	25.0%	33.3%					
<b>TOT. OFFENSE</b>																
Net Yards	428	307	452	447	331	472	205	374	308	371	438					
Plays	50	60	78	73	74	83	64	64	66	49	73					
Avg./Play	8.6	5.1	5.8	6.1	4.5	5.7	3.2	5.8	4.7	7.6	6.0					
<b>RUSHING</b>																
Net Yards	81	129	203	186	180	192	71	118	96	225	93					
Rush. Att.	16	19	32	35	45	41	21	26	27	26	19					
Avg./Att.	5.1	6.8	6.3	5.3	4.0	4.7	3.4	4.5	3.6	8.7	4.9					
<b>PASSING</b>																
Net Yards	347	178	249	261	151	280	134	256	212	146	345					
Attempts	33	38	43	34	29	42	34	33	38	19	52					
Completions	27	23	22	21	18	30	21	23	19	13	28					
Intercepted	1	2	0	0	1	2	0	0	0	0	4					
Gross Yards	350	198	267	291	151	280	213	305	220	181	353					
Sacked	1.0	3.0	3.0	4.0	0.0	0.0	9.0	5.0	1.0	4.0	2.0					
Yards Lost	3	20	18	30	0	0	79	49	8	35	8					
<b>ADVANCES</b>																
Rushes	16	19	32	35	45	41	21	26	27	26	19					
Completions	27	23	22	21	18	30	21	23	19	13	28					
Totals	43	42	54	56	63	71	42	49	46	39	47					
<b>PENALTIES</b>																
Number	10	7	7	8	7	10	4	4	3	8	9					
Yards	71	52	60	48	50	70	33	25	25	64	60					
<b>FUMBLES</b>																
Number	1	3	0	2	0	1	3	0	1	1	3					
Lost	1	0	0	2	0	1	1	0	0	1	0					
<b>SCORING</b>																
Points	26	10	28	30	19	31	6	31	23	35	17					
TD Rushing	0	0	4	0	1	3	1	1	0	2	0					
TD Passing	3	1	0	3	0	1	0	3	3	2	1					
TD KO Returns	0	0	0	0	0	0	0	0	0	0	0					
TD Punt Returns	0	0	0	0	0	0	0	0	0	0	0					
TD Sp. Teams	0	0	0	0	0	0	0	0	0	0	0					
TD Def. Returns	0	0	0	0	0	0	0	0	0	1	0					
FG Attempts	2	1	1	3	4	2	1	1	1	0	4					
FG Made	2	1	1	3	4	1	0	1	1	0	3					
Safety	0	0	0	0	0	0	0	0	0	0	0					

# INDIVIDUAL SINGLE-GAME HIGHS



## 2019 REGULAR SEASON CHIEFS INDIVIDUAL SINGLE-GAME HIGHS

<b>Passes Attempted</b>	50	Patrick Mahomes	at Titans	11/10
<b>Passes Completed</b>	36	Patrick Mahomes	at Titans	11/10
<b>Passing Yards</b>	446	Patrick Mahomes	at Titans	11/10
<b>Touchdown Passes</b>	4	Patrick Mahomes	at Raiders	9/15
<b>Pass Receptions</b>	11	Tyreek Hill	at Titans	11/10
<b>Receiving Yards</b>	198	Sammy Watkins	at Jaguars	9/8
<b>Touchdown Receptions</b>	3	Sammy Watkins	at Jaguars	9/8
<b>Rushing Yards</b>	125	Damien Williams	vs. Vikings	11/3
<b>Rushing Attempts</b>	19	Damien Williams	at Titans	11/10
<b>Rushing Touchdowns</b>	2	Darrel Williams	at Lions	9/29
<b>Yards From Scrimmage</b>	198	Sammy Watkins	at Jaguars	9/8
<b>Combined Net Yards</b>	198	Sammy Watkins	at Jaguars	9/8
<b>Interceptions Made</b>	1	Rashad Fenton	at Chargers	11/18
		Tyrann Mathieu	at Chargers	11/18
		Derrick Nnadi	at Chargers	11/18
		Daniel Sorensen	at Chargers	11/18
		Juan Thornhill	vs. Texans	10/13
		Charvarius Ward	vs. Texans	10/13
		Tyrann Mathieu	vs. Colts	10/6
		Bashaud Breeland	at Raiders	9/15
		Charvarius Ward	at Raiders	9/15
		Frank Clark	at Jaguars	9/8
<b>INT Return Yards</b>	35	Tyrann Mathieu	at Chargers	11/18
<b>Sacks</b>	2.0	Chris Jones	at Titans	11/10
		Tanoh Kpassagnon	vs. Packers	10/27
		Frank Clark	at Broncos	10/17
		Anthony Hitchens	at Broncos	10/17
		Alex Okafor	at Broncos	10/17
<b>Punts</b>	6	Dustin Colquitt	at Chargers	11/18
		Dustin Colquitt	at Broncos	10/17
<b>Punting Average</b>	59.5	Dustin Colquitt	vs. Texans	10/13
<b>Punt Returns</b>	5	De'Anthony Thomas	at Raiders	9/15
<b>Punt Return Yards</b>	36	Mecole Hardman	at Broncos	10/17
<b>Kickoff Returns</b>	4	Mecole Hardman	at Titans	11/10
		Mecole Hardman	vs. Vikings	11/3
<b>Kickoff Return Yards</b>	101	Mecole Hardman	vs. Vikings	11/3
<b>Field Goals Attempted</b>	5	Harrison Butker	at Titans	11/10
<b>Field Goals Made</b>	4	Harrison Butker	at Titans	11/10
		Harrison Butker	vs. Vikings	11/3
		Harrison Butker	at Jaguars	9/8

## 2019 REGULAR SEASON KANSAS CITY CHIEFS LONGEST PLAYS

<b>Run From Scrimmage</b>	91	Damien Williams	vs. Vikings	11/3
<b>Touchdown Run</b>	91	Damien Williams	vs. Vikings	11/3
<b>Pass Reception</b>	83	Mecole Hardman	vs. Ravens	9/22
<b>Touchdown Reception</b>	83	Mecole Hardman	vs. Ravens	9/22
<b>Interception Return</b>	35	Tyrann Mathieu	at Chargers	11/18
<b>Punt Return</b>	36	Mecole Hardman	at Broncos	10/17
<b>Kickoff Return</b>	34	Mecole Hardman	vs. Vikings	11/3
<b>Punt</b>	68	Dustin Colquitt	vs. Texans	10/13
<b>Field Goal</b>	54	Harrison Butker	vs. Vikings	11/3

**2019 REGULAR SEASON OPPONENTS INDIVIDUAL SINGLE-GAME HIGHS**

<b>Passes Attempted</b>	52	Philip Rivers	at Chargers	11/18
<b>Passes Completed</b>	30	Deshaun Watson	vs. Texans	10/13
<b>Passing Yards</b>	353	Philip Rivers	at Chargers	11/18
<b>Touchdown Passes</b>	3	Kirk Cousins	vs. Vikings	11/3
		Aaron Rodgers	vs. Packers	10/27
		Matthew Stafford	at Lions	9/29
<b>Pass Receptions</b>	9	DeAndre Hopkins	vs. Texans	10/13
<b>Receiving Yards</b>	159	Aaron Jones	vs. Packers	10/27
<b>Touchdown Receptions</b>	2	Aaron Jones	vs. Packers	10/27
		Kenny Golladay	at Lions	9/29
<b>Rushing Yards</b>	188	Derrick Henry	at Titans	11/10
<b>Rushing Attempts</b>	29	Marlon Mack	vs. Colts	10/6
<b>Rushing Touchdowns</b>	3	Mark Ingram II	vs. Ravens	9/22
<b>Yards From Scrimmage</b>	226	Aaron Jones	vs. Packers	10/27
<b>Combined Net Yards</b>	226	Aaron Jones	vs. Packers	10/27
<b>Interceptions Made</b>	1	Rayshawn Jenkins	at Chargers	11/18
		Tashaun Gipson Sr.	vs. Texans	10/13
<b>INT Return Yards</b>	2	Rayshawn Jenkins	at Chargers	11/18
<b>Sacks</b>	2.0	Za'Darius Smith	vs. Packers	10/27
<b>Punts</b>	8	Britton Colquitt	vs. Vikings	11/3
<b>Punt Returns</b>	5	Mike Hughes	vs. Vikings	11/3
<b>Punt Return Yards</b>	29	Mike Hughes	vs. Vikings	11/3
<b>Kickoff Returns</b>	3	Kalif Raymond	at Titans	11/10
		Chandon Sullivan	vs. Packers	10/27
<b>Kickoff Return Yards</b>	48	Chandon Sullivan	vs. Packers	10/27
		Zach Pascal	vs. Colts	10/6
<b>Field Goals Attempted</b>	4	Michael Badgley	at Chargers	11/18
		Adam Vinatieri	vs. Colts	10/6
<b>Field Goals Made</b>	4	Adam Vinatieri	vs. Colts	10/6

**2019 REGULAR SEASON OPPONENTS LONGEST PLAYS**

<b>Run From Scrimmage</b>	68	Derrick Henry	at Titans	11/10
<b>Touchdown Run</b>	68	Derrick Henry	at Titans	11/10
<b>Pass Reception</b>	69	DJ Chark Jr.	at Jaguars	9/8
<b>Touchdown Reception</b>	67	Aaron Jones	vs. Packers	10/27
<b>Interception Return</b>	2	Rayshawn Jenkins	at Chargers	11/18
<b>Punt Return</b>	11	Dwayne Harris	at Raiders	9/15
<b>Kickoff Return</b>	30	Zach Pascal	vs. Colts	10/6
		Dwayne Harris	at Raiders	9/15
<b>Punt</b>	65	Brett Kern	at Titans	11/10
<b>Field Goal</b>	53	Matt Prater	at Lions	9/29

# BIG YARDAGE GAMES



## 2019 REGULAR SEASON BIG YARDAGE GAMES

### 100-YARD PASS RECEIVERS

DATE OPPONENT	PLAYER	ATT.	YDS.	AVG.	LG	TD
9/8 at Jaguars	Sammy Watkins	9	198	22.0	68T	3
9/15 at Raiders	Travis Kelce	7	107	15.3	34	1
9/15 at Raiders	Demarcus Robinson	6	172	28.7	44T	2
10/6 vs. Colts	Byron Pringle	6	103	17.2	28	1
11/3 vs. Vikings	Tyreek Hill	6	140	23.3	41	1
11/10 at Titans	Tyreek Hill	11	157	14.3	39	1

### 100-YARD RUSHERS

DATE OPPONENT	PLAYER	ATT.	YDS.	AVG.	LG	TD
11/3 vs. Vikings	Damien Williams	12	125	10.4	91T	1

### 300-YARD PASSERS

DATE OPPONENT	PLAYER	ATT.	YDS.	COMP.	LG	TD
9/8 at Jaguars	Patrick Mahomes	33	378	25	68T	3
9/15 at Raiders	Patrick Mahomes	44	443	30	44T	4
9/22 vs. Ravens	Patrick Mahomes	37	374	27	83T	3
9/29 at Lions	Patrick Mahomes	42	315	24	33	0
10/6 vs. Colts	Patrick Mahomes	39	321	22	31	1
11/10 at Titans	Patrick Mahomes	50	446	36	63T	3

## 2019 OPPONENTS BIG YARDAGE GAMES

### 100-YARD PASS RECEIVERS

DATE OPPONENT	PLAYER	ATT.	YDS.	AVG.	LG	TD
9/8 at Jaguars	DJ Chark Jr.	4	146	36.5	69	1
10/27 vs. Packers	Aaron Jones	7	159	22.7	67T	2
11/18 at Chargers	Austin Ekeler	8	108	13.5	37	0

### 100-YARD RUSHERS

DATE OPPONENT	PLAYER	ATT.	YDS.	AVG.	LG	TD
9/22 vs. Ravens	Mark Ingram II	16	103	6.4	21	3
9/29 at Lions	Kerryon Johnson	26	125	4.8	14	0
10/6 vs. Colts	Marlon Mack	29	132	4.6	30	0
10/13 vs. Texans	Carlos Hyde	26	116	4.5	26	1
11/10 at Titans	Derrick Henry	23	188	8.2	68T	2

### 300-YARD PASSERS

DATE OPPONENT	PLAYER	ATT.	YDS.	COMP.	LG	TD
10/27 vs. Packers	Aaron Rodgers	33	305	23	67T	3
11/18 at Chargers	Philip Rivers	52	353	28	50	1

# 100.0+ PASSER RATING



## 2019 REGULAR SEASON 100.0+ PASSER RATING

### CHIEFS

#### PASSING GAMES

DATE	OPPONENT	PLAYER	ATT.	CMP.	YDS.	CMP.%	YDS/ATT.	YDS/CMP.	TD	TD%	INT	INT%	LONG	SACK/LOST	RATING
9/8	at Jaguars	Patrick Mahomes	33	25	378	75.76%	11.45	15.12	3	9.09%	0	0.00%	68t	0/0	143.20
9/15	at Raiders	Patrick Mahomes	44	30	443	68.18%	10.07	14.77	4	9.09%	0	0.00%	44t	2/7	131.20
9/22	vs. Ravens	Patrick Mahomes	37	27	374	72.97%	10.11	13.85	3	8.11%	0	0.00%	83t	1/11	132.00
10/27	vs. Packers	Matt Moore	36	24	267	66.67%	7.42	11.13	2	5.56%	0	0.00%	30t	2/18	107.10
11/3	vs. Vikings	Matt Moore	35	25	275	71.43%	7.86	11.00	1	2.86%	0	0.00%	41	5/45	103.90
11/10	at Titans	Patrick Mahomes	50	36	446	72.00%	8.92	12.39	3	6.00%	0	0.00%	63t	2/13	119.20

## 2019 OPPONENTS 100.0+ PASSER RATING

#### PASSING GAMES

DATE	OPPONENT	PLAYER	ATT.	CMP.	YDS.	CMP.%	YDS/ATT.	YDS/CMP.	TD	TD%	INT	INT%	LONG	SACK/LOST	RATING
9/8	at Jaguars	Gardner Minshew II	25	22	275	88.00%	11.00	12.50	2	8.00%	1	4.00%	69	1/3	122.50
9/29	at Lions	Matthew Stafford	34	21	291	61.76%	8.56	13.86	3	8.82%	0	0.00%	34	4/30	118.60
10/27	vs. Packers	Aaron Rodgers	33	23	305	69.70%	9.24	13.26	3	9.09%	0	0.00%	67t	5/49	129.00

\*Need minimum of 20 attempts to qualify

# WEEK-BY-WEEK RANKINGS



## 2019 REGULAR SEASON

		OFFENSE				DEFENSE			
DATE	OPPONENT	TOTAL	RUSH	PASS	*POINTS SCORED	TOTAL	RUSH	PASS	*POINTS SCORED
09/08	@ Jacksonville	4	15	T-3	3	22	10	24	16
09/15	@ Oakland	3	26	1	4	19	13	20	T-9
09/22	Baltimore	2	22	1	3	24	27	19	T-14
09/29	@ Detroit	2	20	1	T-1	30	31	20	19
10/06	Indianapolis	2	25	1	4	25	30	13	14
10/13	Houston	3	24	1	5	27	30	19	19
10/17	@ Denver	3	25	1	3	25	29	9	12
10/27	Green Bay	5	27	2	4	24	30	11	17
11/03	Minnesota	6	24	2	6	22	29	T-11	18
11/10	@ Tennessee	3	24	1	5	22	31	8	19
11/18	@ L.A. Chargers	3	22	2	5	26	30	12	20
[bye]	@ L.A. Chargers	3	23	2	4	25	30	13	19

\*Points per game

# INDIVIDUAL GXG STATS: PASSING



## 2019 REGULAR SEASON INDIVIDUAL GAME-BY-GAME STATS

PASSING:		PATRICK MAHOMES												
DATE	OPP.	ATT	CMP	YDS	CMP%	Y/A	Y/C	TD	TD%	INT	INT%	LG	SK/YD	RATE
09/08	at Jacksonville	33	25	378	75.8%	11.5	15.1	3	9.1%	0	0.0%	68t	0/0	143.2
09/15	at Oakland	44	30	443	68.2%	10.1	14.8	4	9.1%	0	0.0%	44t	2/7	131.2
09/22	Baltimore	37	27	374	73.0%	10.1	13.9	3	8.1%	0	0.0%	83t	1/11	132.0
09/29	at Detroit	42	24	315	57.1%	7.5	13.1	0	0.0%	0	0.0%	33	0/0	81.0
10/06	Indianapolis	39	22	321	56.4%	8.2	14.6	1	2.6%	0	0.0%	31	4/33	91.9
10/13	Houston	35	19	273	54.3%	7.8	14.4	3	8.6%	1	2.9%	52	1/17	96.5
10/17	at Denver	11	10	76	90.9%	6.9	7.6	1	9.1%	0	0.0%	21t	0/0	125.8
10/27	Green Bay	INACTIVE												
11/03	Minnesota	INACTIVE												
11/10	at Tennessee	50	36	446	72.0%	8.9	12.4	3	6.0%	0	0.0%	63t	2/13	119.2
11/18	at L.A. Chargers	32	19	182	59.4%	5.7	9.6	1	3.1%	1	3.1%	31	1/2	72.7
12/01	Oakland													
12/08	at New England													
12/15	Denver													
12/22	at Chicago													
12/29	L.A. Chargers													
TOTALS		323	212	2,808	65.6%	8.7	13.2	19	5.9%	2	0.6%	83t	11/83	110.0

PASSING:		MATT MOORE												
DATE	OPP.	ATT	CMP	YDS	CMP%	Y/A	Y/C	TD	TD%	INT	INT%	LG	SK/YD	RATE
09/08	at Jacksonville	1	0	0	0.0%	0.0	0.0	0	0.0%	0	0.0%	--	0/0	39.6
09/15	at Oakland	DID NOT PLAY												
09/22	Baltimore	DID NOT PLAY												
09/29	at Detroit	DID NOT PLAY												
10/06	Indianapolis	DID NOT PLAY												
10/13	Houston	DID NOT PLAY												
10/17	at Denver	19	10	117	52.6%	6.2	11.7	1	5.3%	0	0.0%	57t	1/2	89.1
10/27	Green Bay	36	24	267	66.7%	7.4	11.1	2	5.6%	0	0.0%	30t	2/18	107.1
11/03	Minnesota	35	25	275	71.4%	7.9	11.0	1	2.9%	0	0.0%	41	5/45	103.9
11/10	at Tennessee	DID NOT PLAY												
11/18	at L.A. Chargers	DID NOT PLAY												
12/01	Oakland													
12/08	at New England													
12/15	Denver													
12/22	at Chicago													
12/29	L.A. Chargers													
TOTALS		91	59	659	64.8%	7.2	11.2	4	4.4%	0	0.0%	57t	8/65	100.9

PASSING:		DUSTIN COLQUITT												
DATE	OPP.	ATT	CMP	YDS	CMP%	Y/A	Y/C	TD	TD%	INT	INT%	LG	SK/YD	RATE
09/08	at Jacksonville	0	0	0	0.0%	0.0	0.0	0	0%	0	0%	--	0/0	0.0
09/15	at Oakland	0	0	0	0.0%	0.0	0.0	0	0%	0	0%	--	0/0	0.0
09/22	Baltimore	0	0	0	0.0%	0.0	0.0	0	0%	0	0%	--	0/0	0.0
09/29	at Detroit	0	0	0	0.0%	0.0	0.0	0	0%	0	0%	--	0/0	0.0
10/06	Indianapolis	0	0	0	0.0%	0.0	0.0	0	0%	0	0%	--	0/0	0.0
10/13	Houston	0	0	0	0.0%	0.0	0.0	0	0%	0	0%	--	0/0	0.0
10/17	at Denver	0	0	0	0.0%	0.0	0.0	0	0%	0	0%	--	0/0	0.0
10/27	Green Bay	0	0	0	0.0%	0.0	0.0	0	0%	0	0%	--	0/0	0.0
11/03	Minnesota	0	0	0	0.0%	0.0	0.0	0	0%	0	0%	--	0/0	0.0
11/10	at Tennessee	1	0	0	0.0%	0.0	0.0	0	0.0%	0	0.0%	--	0/0	39.6
11/18	at L.A. Chargers	0	0	0	0.0%	0.0	0.0	0	0%	0	0%	--	0/0	0.0
12/01	Oakland													
12/08	at New England													
12/15	Denver													
12/22	at Chicago													
12/29	L.A. Chargers													
TOTALS		1	0	0	0.0%	0.0	0.0	0	0.0%	0	0.0%	0	0/0	39.6

# INDIVIDUAL GXG STATS: PASSING



PASSING:		CHAD HENNE												
DATE	OPP.	ATT	CMP	YDS	CMP%	Y/A	Y/C	TD	TD%	INT	INT%	LG	SK/YD	RATE
09/08	at Jacksonville							RESERVE/INJURED						
09/15	at Oakland							RESERVE/INJURED						
09/22	Baltimore							RESERVE/INJURED						
09/29	at Detroit							RESERVE/INJURED						
10/06	Indianapolis							RESERVE/INJURED						
10/13	Houston							RESERVE/INJURED						
10/17	at Denver							RESERVE/INJURED						
10/27	Green Bay							RESERVE/INJURED						
11/03	Minnesota							DID NOT PLAY						
11/10	at Tennessee							INACTIVE						
11/18	at L.A. Chargers							INACTIVE						
12/01	Oakland													
12/08	at New England													
12/15	Denver													
12/22	at Chicago													
12/29	L.A. Chargers													
TOTALS		0	0	0	0.0%	0.0	0.0	0	0%	0	0%	--	0/0	0.0

PASSING:		KYLE SHURMUR												
DATE	OPP.	ATT	CMP	YDS	CMP%	Y/A	Y/C	TD	TD%	INT	INT%	LG	SK/YD	RATE
09/08	at Jacksonville							PRACTICE SQUAD						
09/15	at Oakland							PRACTICE SQUAD						
09/22	Baltimore							PRACTICE SQUAD						
09/29	at Detroit							PRACTICE SQUAD						
10/06	Indianapolis							PRACTICE SQUAD						
10/13	Houston							PRACTICE SQUAD						
10/17	at Denver							PRACTICE SQUAD						
10/27	Green Bay							DID NOT PLAY						
11/03	Minnesota							NOT ON ROSTER						
11/10	at Tennessee							PRACTICE SQUAD						
11/18	at L.A. Chargers							PRACTICE SQUAD						
12/01	Oakland													
12/08	at New England													
12/15	Denver													
12/22	at Chicago													
12/29	L.A. Chargers													
TOTALS		0	0	0	0.0%	0.0	0.0	0	0%	0	0%	--	0/0	0.0

# INDIVIDUAL GXG STATS: RUSHING



## 2019 REGULAR SEASON INDIVIDUAL GAME-BY-GAME STATS

RUSHING:		MECOLE HARDMAN					TYREEK HILL					PATRICK MAHOMES				
DATE	OPP.	NO.	YDS	AVG	LG	TD	NO.	YDS	AVG	LG	TD	NO.	YDS	AVG	LG	TD
09/08	at Jacksonville	0	0	0	--	0	1	5	5.0	5	0	1	2	2.0	2	0
09/15	at Oakland	0	0	0	--	0	INACTIVE					1	-1	-1.0	-1	0
09/22	Baltimore	1	7	7.0	7	0	INACTIVE					4	9	2.3	11	0
09/29	at Detroit	0	0	0	--	0	INACTIVE					6	54	9.0	25	0
10/06	Indianapolis	1	-6	-6.0	-6	0	INACTIVE					3	17	5.7	14	0
10/13	Houston	0	0	0	--	0	0	0	0	--	0	1	-1	-1.0	-1	0
10/17	at Denver	0	0	0	--	0	0	0	0	--	0	1	2	2.0	2	0
10/27	Green Bay	0	0	0	--	0	1	5	5.0	5	0	INACTIVE				
11/03	Minnesota	1	7	7.0	7	0	1	5	5.0	5	0	INACTIVE				
11/10	at Tennessee	0	0	0	--	0	1	3	3.0	3	0	0	0	0	--	0
11/18	at L.A. Chargers	0	0	0	--	0	0	0	0	--	0	5	59	11.8	24	0
12/01	Oakland															
12/08	at New England															
12/15	Denver															
12/22	at Chicago															
12/29	L.A. Chargers															
TOTALS		3	8	2.7	7	0	4	18	4.5	5	0	22	141	6.4	25	0

RUSHING:		LESEAN MCCOY					MATT MOORE					ANTHONY SHERMAN				
DATE	OPP.	NO.	YDS	AVG	LG	TD	NO.	YDS	AVG	LG	TD	NO.	YDS	AVG	LG	TD
09/08	at Jacksonville	10	81	8.1	31	0	1	-1	-1.0	-1	0	0	0	0	--	0
09/15	at Oakland	11	23	2.1	6	0	DID NOT PLAY					0	0	0	--	0
09/22	Baltimore	8	54	6.8	25	1	DID NOT PLAY					0	0	0	--	0
09/29	at Detroit	11	56	5.1	39	1	DID NOT PLAY					0	0	0	--	0
10/06	Indianapolis	0	0	0	--	0	DID NOT PLAY					1	2	2.0	2	0
10/13	Houston	8	44	5.5	17	0	DID NOT PLAY					0	0	0	--	0
10/17	at Denver	12	64	5.3	22	0	1	-1	-1.0	-1	0	2	7	3.5	5	0
10/27	Green Bay	9	40	4.4	9	0	1	3	3.0	3	0	0	0	0	--	0
11/03	Minnesota	3	9	3.0	7	0	0	0	0	--	0	0	0	0	--	0
11/10	at Tennessee	INACTIVE					DID NOT PLAY					0	0	0	--	0
11/18	at L.A. Chargers	7	29	4.1	8	1	DID NOT PLAY					0	0	0	--	0
12/01	Oakland															
12/08	at New England															
12/15	Denver															
12/22	at Chicago															
12/29	L.A. Chargers															
TOTALS		79	400	5.1	39	3	3	1	0.3	3	0	3	9	3.0	5	0

RUSHING:		DE'ANTHONY THOMAS					DARWIN THOMPSON					SAMMY WATKINS				
DATE	OPP.	NO.	YDS	AVG	LG	TD	NO.	YDS	AVG	LG	TD	NO.	YDS	AVG	LG	TD
09/08	at Jacksonville	RESERVE/LEAGUE SUSP.					0	0	0	--	0	0	0	0	--	0
09/15	at Oakland	0	0	0	--	0	1	1	1.0	1	0	0	0	0	--	0
09/22	Baltimore	0	0	0	--	0	3	8	2.7	8	0	0	0	0	--	0
09/29	at Detroit	0	0	0	--	0	0	0	0	--	0	0	0	0	--	0
10/06	Indianapolis	0	0	0	--	0	INACTIVE					0	0	0	--	0
10/13	Houston	1	4	4.0	4	0	0	0	0	--	0	INACTIVE				
10/17	at Denver	0	0	0	--	0	INACTIVE					INACTIVE				
10/27	Green Bay	NOT ON ROSTER					0	0	0	--	0	0	0	0	--	0
11/03	Minnesota	NOT ON ROSTER					INACTIVE					0	0	0	--	0
11/10	at Tennessee	NOT ON ROSTER					1	-1	-1.0	-1	0	2	12	6.0	11	0
11/18	at L.A. Chargers	NOT ON ROSTER					INACTIVE					0	0	0	--	0
12/01	Oakland															
12/08	at New England															
12/15	Denver															
12/22	at Chicago															
12/29	L.A. Chargers															
TOTALS		1	4	4.0	4	0	5	8	1.6	8	0	2	12	6.0	11	0

# INDIVIDUAL GXG STATS: RUSHING



RUSHING:		DAMIEN WILLIAMS					DARREL WILLIAMS				
DATE	OPP.	NO.	YDS	AVG	LG	TD	NO.	YDS	AVG	LG	TD
09/08	at Jacksonville	13	26	2.0	6	1	0	0	0	--	0
09/15	at Oakland	9	8	0.9	5	0	0	0	0	--	0
09/22	Baltimore	INACTIVE					9	62	6.9	41	0
09/29	at Detroit	INACTIVE					8	13	1.6	8	2
10/06	Indianapolis	9	23	2.6	6	0	0	0	0	--	0
10/13	Houston	1	6	6.0	6	0	0	0	0	--	0
10/17	at Denver	9	7	0.8	4	0	2	1	0.5	1	0
10/27	Green Bay	7	30	4.3	9	1	2	10	5.0	8	0
11/03	Minnesota	12	125	10.4	91t	1	1	1	1.0	1	0
11/10	at Tennessee	19	77	4.1	15	0	2	6	3.0	5	0
11/18	at L.A. Chargers	4	7	1.8	3	0	11	35	3.2	6t	1
12/01	Oakland										
12/08	at New England										
12/15	Denver										
12/22	at Chicago										
12/29	L.A. Chargers										
TOTALS		83	309	3.7	91t	3	35	128	3.7	41	3

# INDIVIDUAL GXG STATS: RECEIVING



## 2019 REGULAR SEASON INDIVIDUAL GAME-BY-GAME STATS

RECEIVING:	BLAKE BELL					MECOLE HARDMAN					TYREEK HILL				
DATE OPP.	NO.	YDS	AVG	LG	TD	NO.	YDS	AVG	LG	TD	NO.	YDS	AVG	LG	TD
09/08 at Jacksonville	1	7	7.0	7	0	0	0	0	--	0	2	16	8.0	8	0
09/15 at Oakland	0	0	0	--	0	4	61	15.3	42t	1	INACTIVE				
09/22 Baltimore	1	1	1.0	1	0	2	97	48.5	83t	1	INACTIVE				
09/29 at Detroit	0	0	0	--	0	2	9	4.5	7	0	INACTIVE				
10/06 Indianapolis	0	0	0	--	0	4	79	19.8	31	0	INACTIVE				
10/13 Houston	0	0	0	--	0	4	45	11.3	14	0	5	80	16.0	46t	2
10/17 at Denver	0	0	0	--	0	2	28	14.0	21t	1	3	74	24.7	57t	1
10/27 Green Bay	0	0	0	--	0	2	55	27.5	30t	1	6	76	12.7	21	0
11/03 Minnesota	1	2	2.0	2	0	0	0	0	--	0	6	140	23.3	41	1
11/10 at Tennessee	0	0	0	--	0	1	63	63.0	63t	1	11	157	14.3	39	1
11/18 at L.A. Chargers	INACTIVE					2	13	6.5	9	0	0	0	0	--	0
12/01 Oakland															
12/08 at New England															
12/15 Denver															
12/22 at Chicago															
12/29 L.A. Chargers															
<b>TOTALS</b>	<b>3</b>	<b>10</b>	<b>3.3</b>	<b>7</b>	<b>0</b>	<b>23</b>	<b>450</b>	<b>19.6</b>	<b>83t</b>	<b>5</b>	<b>33</b>	<b>543</b>	<b>16.5</b>	<b>57t</b>	<b>5</b>

RECEIVING:	TRAVIS KELCE					LESEAN MCCOY					BYRON PRINGLE				
DATE OPP.	NO.	YDS	AVG	LG	TD	NO.	YDS	AVG	LG	TD	NO.	YDS	AVG	LG	TD
09/08 at Jacksonville	3	88	29.3	42	0	1	12	12.0	12	0	0	0	0	--	0
09/15 at Oakland	7	107	15.3	34	1	3	0	0.0	5	0	0	0	0	--	0
09/22 Baltimore	7	89	12.7	21	0	3	26	8.7	14t	1	1	7	7.0	7	0
09/29 at Detroit	7	85	12.1	18	0	2	33	16.5	23	0	1	13	13.0	13	0
10/06 Indianapolis	4	70	17.5	24	0	2	23	11.5	21	0	6	103	17.2	28	1
10/13 Houston	4	58	14.5	18	0	2	0	0.0	4	0	2	24	12.0	19	0
10/17 at Denver	6	44	7.3	13	0	2	12	6.0	6	0	0	0	0	--	0
10/27 Green Bay	4	63	15.8	29t	1	4	23	5.8	10	0	0	0	0	--	0
11/03 Minnesota	7	62	8.9	17	0	1	0	0.0	--	0	0	0	0	--	0
11/10 at Tennessee	7	75	10.7	17	1	INACTIVE					0	0	0	--	0
11/18 at L.A. Chargers	7	92	13.1	31	1	4	28	7.0	16	0	1	9	9.0	9	0
12/01 Oakland															
12/08 at New England															
12/15 Denver															
12/22 at Chicago															
12/29 L.A. Chargers															
<b>TOTALS</b>	<b>63</b>	<b>833</b>	<b>13.2</b>	<b>42</b>	<b>4</b>	<b>24</b>	<b>157</b>	<b>6.5</b>	<b>23</b>	<b>1</b>	<b>11</b>	<b>156</b>	<b>14.2</b>	<b>28</b>	<b>1</b>

RECEIVING:	DEMARCUS ROBINSON					ANTHONY SHERMAN					DE'ANTHONY THOMAS				
DATE OPP.	NO.	YDS	AVG	LG	TD	NO.	YDS	AVG	LG	TD	NO.	YDS	AVG	LG	TD
09/08 at Jacksonville	1	0	0.0	--	0	1	15	15.0	15	0	RESERVE/LEAGUE SUSP.				
09/15 at Oakland	6	172	28.7	44t	2	0	0	0	--	0	1	6	6.0	6	0
09/22 Baltimore	3	43	14.3	18t	1	0	0	0	--	0	0	0	0	--	0
09/29 at Detroit	4	35	8.8	15	0	0	0	0	--	0	0	0	0	--	0
10/06 Indianapolis	3	31	10.3	14	0	0	0	0	--	0	0	0	0	--	0
10/13 Houston	0	0	0	--	0	0	0	0	--	0	0	0	0	--	0
10/17 at Denver	3	31	10.3	16	0	0	0	0	--	0	0	0	0	--	0
10/27 Green Bay	2	6	3.0	4	0	0	0	0	--	0	NOT ON ROSTER				
11/03 Minnesota	1	5	5.0	5	0	0	0	0	--	0	NOT ON ROSTER				
11/10 at Tennessee	4	56	14.0	23	0	0	0	0	--	0	NOT ON ROSTER				
11/18 at L.A. Chargers	0	0	0	--	0	0	0	0	--	0	NOT ON ROSTER				
12/01 Oakland															
12/08 at New England															
12/15 Denver															
12/22 at Chicago															
12/29 L.A. Chargers															
<b>TOTALS</b>	<b>27</b>	<b>379</b>	<b>14.0</b>	<b>44t</b>	<b>3</b>	<b>1</b>	<b>15</b>	<b>15.0</b>	<b>15</b>	<b>0</b>	<b>1</b>	<b>6</b>	<b>6.0</b>	<b>6</b>	<b>0</b>

# INDIVIDUAL GXG STATS: RECEIVING



RECEIVING:	DARWIN THOMPSON					SAMMY WATKINS					DAMIEN WILLIAMS				
DATE OPP.	NO.	YDS	AVG	LG	TD	NO.	YDS	AVG	LG	TD	NO.	YDS	AVG	LG	TD
09/08 at Jacksonville	1	3	3.0	3	0	9	198	22.0	68t	3	6	39	6.5	18	0
09/15 at Oakland	0	0	0	--	0	6	49	8.2	14	0	3	48	16.0	32	0
09/22 Baltimore	0	0	0	--	0	5	64	12.8	36	0	INACTIVE				
09/29 at Detroit	0	0	0	--	0	3	54	18.0	30	0	INACTIVE				
10/06 Indianapolis	INACTIVE					0	0	0	--	0	3	15	5.0	7	0
10/13 Houston	0	0	0	--	0	INACTIVE					1	14	14.0	14t	1
10/17 at Denver	INACTIVE					INACTIVE					2	-1	-0.5	1	0
10/27 Green Bay	1	-1	-1.0	-1	0	5	45	9.0	25	0	0	0	0	--	0
11/03 Minnesota	INACTIVE					7	63	9.0	17	0	2	3	1.5	5	0
11/10 at Tennessee	1	8	8.0	8	0	5	39	7.8	10	0	5	32	6.4	10	0
11/18 at L.A. Chargers	INACTIVE					2	26	13.0	15	0	1	6	6.0	6	0
12/01 Oakland															
12/08 at New England															
12/15 Denver															
12/22 at Chicago															
12/29 L.A. Chargers															
<b>TOTALS</b>	<b>3</b>	<b>10</b>	<b>3.3</b>	<b>8</b>	<b>0</b>	<b>42</b>	<b>538</b>	<b>12.8</b>	<b>68t</b>	<b>3</b>	<b>23</b>	<b>156</b>	<b>6.8</b>	<b>32</b>	<b>1</b>

RECEIVING:	DARREL WILLIAMS					DEON YELDER				
DATE OPP.	NO.	YDS	AVG	LG	TD	NO.	YDS	AVG	LG	TD
09/08 at Jacksonville	0	0	0	--	0	INACTIVE				
09/15 at Oakland	0	0	0	--	0	INACTIVE				
09/22 Baltimore	5	47	9.4	16	0	0	0	0	--	0
09/29 at Detroit	3	43	14.3	30	0	2	43	21.5	24	0
10/06 Indianapolis	0	0	0	--	0	0	0	0	--	0
10/13 Houston	1	52	52.0	52	0	0	0	0	--	0
10/17 at Denver	2	5	2.5	6	0	0	0	0	--	0
10/27 Green Bay	0	0	0	--	0	0	0	0	--	0
11/03 Minnesota	0	0	0	--	0	0	0	0	--	0
11/10 at Tennessee	1	9	9.0	9	0	1	7	7.0	7	0
11/18 at L.A. Chargers	2	8	4.0	4	0	0	0	0	--	0
12/01 Oakland										
12/08 at New England										
12/15 Denver										
12/22 at Chicago										
12/29 L.A. Chargers										
<b>TOTALS</b>	<b>14</b>	<b>164</b>	<b>11.7</b>	<b>52</b>	<b>0</b>	<b>3</b>	<b>50</b>	<b>16.7</b>	<b>24</b>	<b>0</b>

# INDIVIDUAL GXG STATS: PUNTING



## 2019 REGULAR SEASON INDIVIDUAL GAME-BY-GAME STATS

PUNTING:		DUSTIN COLQUITT						
DATE	OPP.	NO.	YDS	AVG	TB	IN 20	LG	NET
09/08	at Jacksonville	1	51	51.0	1	0	51	31.0
09/15	at Oakland	5	196	39.2	0	1	53	37.2
09/22	Baltimore	2	88	44.0	1	1	57	34.0
09/29	at Detroit	2	91	45.5	0	1	51	46.0
10/06	Indianapolis	4	155	38.8	0	2	43	38.8
10/13	Houston	2	119	59.5	0	1	68	54.5
10/17	at Denver	6	266	44.3	0	3	53	42.3
10/27	Green Bay	3	154	51.3	0	3	58	51.3
11/03	Minnesota	5	251	50.2	0	1	58	44.4
11/10	at Tennessee	1	26	26.0	0	0	26	26.0
11/18	at L.A. Chargers	6	240	40.0	0	5	55	40.0
12/01	Oakland							
12/08	at New England							
12/15	Denver							
12/22	at Chicago							
12/29	L.A. Chargers							
TOTALS		37	1,637	44.2	2	18	68	41.5

# INDIVIDUAL GXG STATS: FIELD GOALS



## 2019 REGULAR SEASON INDIVIDUAL GAME-BY-GAME STATS

FIELD GOALS:		HARRISON BUTKER									
DATE	OPP.	0-19	20-29	30-39	40-49	50+	TOTAL	FGM	FGA	PCT	LG
09/08	at Jacksonville	0/0	2/2	1/1	1/1	0/0	4/4	4	4	100.0%	46
09/15	at Oakland	0/0	0/0	0/0	0/0	0/0	0/0	0	0	0.0%	0
09/22	Baltimore	0/0	0/0	1/1	1/1	0/0	2/2	2	2	100.0%	42
09/29	at Detroit	0/0	1/1	0/1	1/1	0/0	2/3	2	3	66.7%	44
10/06	Indianapolis	0/0	1/1	1/1	0/0	0/0	2/2	2	2	100.0%	36
10/13	Houston	0/0	0/0	0/0	1/1	0/1	1/2	1	2	50.0%	41
10/17	at Denver	0/0	1/1	2/2	0/0	0/0	3/3	3	3	100.0%	39
10/27	Green Bay	0/0	1/1	0/0	0/0	0/1	1/2	1	2	50.0%	28
11/03	Minnesota	0/0	1/1	0/0	2/2	1/1	4/4	4	4	100.0%	54
11/10	at Tennessee	0/0	0/0	2/2	2/2	0/1	4/5	4	5	80.0%	43
11/18	at L.A. Chargers	0/0	0/0	0/0	1/1	0/0	1/1	1	1	100.0%	41
12/01	Oakland										
12/08	at New England										
12/15	Denver										
12/22	at Chicago										
12/29	L.A. Chargers										
TOTALS		0/0	7/7	7/8	9/9	1/4	24/28	24	28	85.7%	54

# INDIVIDUAL GXG STATS: DEFENSIVE



## 2019 REGULAR SEASON INDIVIDUAL DEFENSIVE GAME-BY-GAME STATS

2019 REGULAR SEASON INDIVIDUAL DEFENSIVE CLAIMED GAME STATS																																						
		BASHAUD BREELAND										MORRIS CLAIBORNE										FRANK CLARK																
DATE	OPP.	S	A	TK	TFL	TFLY	SK	SKY	INT	FR	FF	PR	PD	S	A	TK	TFL	TFLY	SK	SKY	INT	FR	FF	PR	PD	S	A	TK	TFL	TFLY	SK	SKY	INT	FR	FF	PR	PD	
09/08	at Jacksonville	0	0	0	0	0	0	0.0	0.0	0	1	0	0	1													1	0	1	0	0	0.0	0.0	1	0	0	0	1
09/15	at Oakland	7	1	8	1	6	0.0	0.0	0	1	0	0	0	1													1	2	3	1	0	0.0	0.0	0	0	0	0	0
09/22	Baltimore	4	0	4	0	0	0.0	0.0	0	0	0	0	0	0												2	1	3	1	5	1.0	5.0	0	0	0	1	0	
09/29	at Detroit	2	0	2	0	0	0.0	0.0	0	1	0	0	2													0	2	2	0	0	0.0	0.0	0	0	0	1	0	
10/06	Indianapolis	3	1	4	0	0	0.0	0.0	0	0	0	0	0	0	1	1	0	0	0.0	0.0	0	0	0	0	0	2	0	2	1	4	0.0	0.0	0	0	0	0	0	
10/13	Houston	3	3	6	0	0	0.0	0.0	0	0	0	0	0	3	0	3	0	0	0.0	0.0	0	0	0	0	0	1	0	1	0	0	0.0	0.0	0	1	1	1	0	
10/17	at Denver	0	0	0	0	0	0.0	0.0	0	0	0	0	0	3	2	5	0	0	0.0	0.0	0	0	0	0	0	5	0	5	2	18	2.0	19.0	0	0	1	1	0	
10/27	Green Bay	2	1	3	0	0	0.0	0.0	0	0	0	0	0	0	0	0	0	0	0.0	0.0	0	0	0	0	0													
11/03	Minnesota	2	0	2	0	0	0.0	0.0	0	0	0	0	0	0	0	0	0	0	0.0	0.0	0	0	0	0	0													
11/10	at Tennessee	1	0	1	0	0	0.0	0.0	0	0	0	0	1	0	1	1	0	0	0.0	0.0	0	0	0	0	0	4	0	4	1	7	1.0	7.0	0	0	0	1	1	
11/18	at L.A. Chargers	3	2	5	0	0	0.0	0.0	0	0	0	0	0	1	0	1	0	0	0.0	0.0	0	0	0	0	0	2	3	5	1	1	1.0	0.0	0	0	1	3	1	
12/01	Oakland																																					
12/08	at New England																																					
12/15	Denver																																					
12/22	at Chicago																																					
12/29	L.A. Chargers																																					
TOTALS		27	8	35	1	6	0.0	0.0	1	2	0	0	5	7	4	11	0	0	0.0	0.0	0	0	0	0	0	18	8	26	7	35	5.0	31.0	1	1	3	8	3	

		RASHAD FENTON										KENDALL FULLER										ANTHONY HITCHENS																		
DATE	OPP.	S	A	TK	TFL	TFLY	SK	SKY	INT	FR	FF	PR	PD	S	A	TK	TFL	TFLY	SK	SKY	INT	FR	FF	PR	PD	S	A	TK	TFL	TFLY	SK	SKY	INT	FR	FF	PR	PD			
09/08	at Jacksonville	0	0	0	0	0	0.0	0.0	0	0	0	0	0	4	3	7	1	2	0.0	0.0	0	0	0	0	0	5	2	7	0	0	0.0	0.0	0	0	0	0	0	0		
09/15	at Oakland	DID NOT PLAY													5	1	6	1	7	1.0	7.0	0	0	0	1	1	4	1	5	0	0	0.0	0.0	0	0	0	0	0		
09/22	Baltimore	0	0	0	0	0	0.0	0.0	0	0	0	0	0	7	1	8	0	0	0.0	0.0	0	0	0	0	0	6	2	8	0	0	0.0	0.0	0	0	0	0	0	0		
09/29	at Detroit	0	0	0	0	0	0.0	0.0	0	0	0	0	0	6	2	8	1	1	0.0	0.0	0	0	0	0	1	3	3	6	0	0	0.0	0.0	0	0	0	0	0	1		
10/06	Indianapolis	0	0	0	0	0	0.0	0.0	0	0	0	0	0	0	1	1	0	0	0.0	0.0	0	0	0	0	0	1	0	1	0	0	0.0	0.0	0	0	0	0	0	0		
10/13	Houston	0	0	0	0	0	0.0	0.0	0	0	0	0	0	1	0	1	0	0	0.0	0.0	0	0	0	0	0	INACTIVE														
10/17	at Denver	3	1	4	0	0	0.0	0.0	0	0	0	0	1	INACTIVE										5	1	6	1	10	2.0	31.0	0	0	1	2	0					
10/27	Green Bay	0	1	1	0	0	0.0	0.0	0	0	0	0	0	INACTIVE										2	4	6	0	0	0.0	0.0	0	0	0	0	0	0				
11/03	Minnesota	2	0	2	0	0	0.0	0.0	0	0	0	0	0	INACTIVE										3	3	6	0	0	0.0	0.0	0	0	0	0	0	0				
11/10	at Tennessee	1	1	2	0	0	0.0	0.0	0	0	0	0	1	1	INACTIVE										5	1	6	1	3	0.0	0.0	0	0	0	1	0				
11/18	at L.A. Chargers	3	0	3	0	0	0.0	0.0	1	0	0	0	1	INACTIVE										2	8	10	0	0	0.0	0.0	0	0	0	0	0	0				
12/01	Oakland																																							
12/08	at New England																																							
12/15	Denver																																							
12/22	at Chicago																																							
12/29	L.A. Chargers																																							
TOTALS		9	3	12	0	0	0.0	0.0	1	0	0	1	3	23	8	31	3	10	1.0	7.0	0	0	0	1	2	36	25	61	2	13	2.0	31.0	0	0	1	3	1			

		JOEY IVIE										CHRIS JONES										TANOH KPASSAGNON																	
DATE	OPP.	S	A	TK	TFL TFLY	SK SKY	INT	FR	FF	PR	PD	S	A	TK	TFL TFLY	SK SKY	INT	FR	FF	PR	PD	S	A	TK	TFL TFLY	SK SKY	INT	FR	FF	PR	PD								
09/08	at Jacksonville	0	1	1	0	0	0.0	0.0	0	0	0	1	0	1	0	0	0.0	0.0	0	0	0	1	0	0	0	0	0	0.0	0.0	0	0	0	0						
09/15	at Oakland	0	0	0	0	0	0.0	0.0	0	0	0	3	2	5	1	6	1.0	6.0	0	0	0	3	1	2	0	2	1	1	1.0	7.0	0	0	1	1	0				
09/22	Baltimore	PRACTICE SQUAD										1	1	2	0	0	0.0	0.0	0	0	0	0	0	0	0	0	0	0.0	0.0	0	0	0	0	0	0				
09/29	at Detroit	PRACTICE SQUAD										2	0	2	1	10	1.0	10.0	0	1	0	1	0	2	1	3	0	0	0.0	0.0	0	0	0	0	1				
10/06	Indianapolis	PRACTICE SQUAD										1	0	1	0	0	0.0	0.0	0	0	0	2	0	4	1	5	2	4	0.0	0.0	0	0	0	1	0				
10/13	Houston	PRACTICE SQUAD										INACTIVE										2	1	3	0	0	0.0	0.0	0	0	0	0	0	0	0	0	0	0	
10/17	at Denver	PRACTICE SQUAD										INACTIVE										1	0	1	0	0	0.0	0.0	0	0	0	0	0	0	0	0	0	0	0
10/27	Green Bay	PRACTICE SQUAD										INACTIVE										2	0	2	2	30	2.0	30.0	0	0	0	3	0	0	0	0	0	0	0
11/03	Minnesota	0	1	1	0	0	0.0	0.0	0	0	0	2	1	3	1	8	1.0	8.0	0	0	0	2	0	0	0	0	0	0.0	0.0	0	0	0	1	0					
11/10	at Tennessee	0	0	0	0	0	0.0	0.0	0	0	0	4	4	8	1	7	2.0	19.0	0	0	1	2	0	1	0	1	0	0	0.0	0.0	0	1	0	1	0				
11/18	at L.A. Chargers	0	0	0	0	0	0.0	0.0	0	0	1	0	0	0	0	0.0	0.0	0	0	0	1	2	1	1	2	0	0	0.0	0.0	0	0	0	0	0	0				
12/01	Oakland																																						
12/08	at New England																																						
12/15	Denver																																						
12/22	at Chicago																																						
12/29	L.A. Chargers																																						
TOTALS		0	2	2	0	0	0.0	0.0	0	0	1	0	14	8	22	4	31	5.0	43.0	0	0	1	1	12	3	15	4	19	5	35	3.0	37.0	0	1	1	7	1		

# INDIVIDUAL GXG STATS: DEFENSIVE



		TERRELL MCCLAIN										BEN NIEMANN										DERRICK NNADI												
DATE	OPP.	S	A	TK	TFL TFLY	SK SKY	INT	FR	FF	PR	PD	S	A	TK	TFL TFLY	SK SKY	INT	FR	FF	PR	PD	S	A	TK	TFL TFLY	SK SKY	INT	FR	FF	PR	PD			
09/08	at Jacksonville	NOT ON ROSTER										0	0	0	0	0	0.0	0.0	0	0	0	0	0	0	3	3	0	0	0.0	0.0	0	0	0	0
09/15	at Oakland	NOT ON ROSTER										2	1	3	0	0	0.0	0.0	0	0	0	0	0	1	0	1	0	0	0.0	0.0	0	0	0	0
09/22	Baltimore	NOT ON ROSTER										1	1	2	0	0	0.0	0.0	0	0	0	0	1	2	2	4	0	0	0.0	0.0	0	0	0	0
09/29	at Detroit	NOT ON ROSTER										0	0	0	0	0	0.0	0.0	0	0	0	0	0	5	4	9	0	0	1.0	1.0	0	1	0	0
10/06	Indianapolis	NOT ON ROSTER										6	4	10	0	0	0.0	0.0	0	0	0	0	0	2	4	6	0	0	0.0	0.0	0	0	0	0
10/13	Houston	0	2	2	0	0	0.0	0.0	0	0	0	2	4	6	0	0	0.0	0.0	0	0	0	0	1	2	3	0	0	0.0	0.0	0	0	0		
10/17	at Denver	1	0	1	0	0	0.0	0.0	0	0	0	4	1	5	1	4	0.0	0.0	0	0	0	0	1	1	2	1	1	0.0	0.0	0	0	0		
10/27	Green Bay	NOT ON ROSTER										4	0	4	0	0	0.0	0.0	0	0	0	0	0	2	2	0	0	0.0	0.0	0	0	0	1	0
11/03	Minnesota	NOT ON ROSTER										0	0	0	0	0	0.0	0.0	0	0	0	0	0	2	4	6	0	0	0.0	0.0	0	0	0	0
11/10	at Tennessee	NOT ON ROSTER										0	1	1	0	0	0.0	0.0	0	0	0	1	0	1	0	0	0	0.0	0.0	0	0	0	0	0
11/18	at L.A. Chargers	NOT ON ROSTER										2	2	4	0	0	0.0	0.0	0	0	0	0	0	1	1	0	0	0.0	0.0	1	0	0	0	1
12/01	Oakland																																	
12/08	at New England																																	
12/15	Denver																																	
12/22	at Chicago																																	
12/29	L.A. Chargers																																	
TOTALS		1	2	3	0	0	0.0	0	0	0	0	21	14	35	1	4	0.0	0	0	0	1	1	15	23	38	1	1	1.0	1.0	1	0	1	1	1

		EMMANUEL OGBAH										ALEX OKAFOR										MIKE PENNEL																	
DATE	OPP.	S	A	TK	TFL	TFLY	SK	SKY	INT	FR	FF	PR	PD	S	A	TK	TFL	TFLY	SK	SKY	INT	FR	FF	PR	PD	S	A	TK	TFL	TFLY	SK	SKY	INT	FR	FF	PR	PD		
09/08	at Jacksonville	2	1	3	1	3	1.0	3.0	0	0	0	1	0	2	1	3	0	0	0.0	0.0	0	0	0	0	1	NOT ON ROSTER													
09/15	at Oakland	2	0	2	0	0	0.0	0.0	0	0	1	0	0	0	0	0	0	0	0.0	0.0	0	0	0	0	0	NOT ON ROSTER													
09/22	Baltimore	1	1	2	1	12	1.5	12.5	0	0	0	4	1	2	2	4	0	0	0.0	0.0	0	0	0	0	0	NOT ON ROSTER													
09/29	at Detroit	2	1	3	1	3	0.0	0.0	0	0	0	1	0	1	1	2	1	5	1.0	5.0	0	0	0	2	0	NOT ON ROSTER													
10/06	Indianapolis	2	4	6	0	0	0.0	0.0	0	0	0	0	0	INACTIVE										NOT ON ROSTER															
10/13	Houston	5	0	5	0	0	0.0	0.0	0	0	0	0	0	3	1	4	0	0	0.0	0.0	0	0	0	1	0	NOT ON ROSTER													
10/17	at Denver	3	0	3	1	3	1.0	3.0	0	0	0	1	2	4	0	4	2	14	2.0	13.0	0	0	1	3	0	NOT ON ROSTER													
10/27	Green Bay	3	1	4	1	10	1.0	10.0	0	0	0	3	0	0	1	1	0	0	0.0	0.0	0	0	0	1	0	2	0	2	0	0	0.0	0.0	0	0	0	0	0	0	
11/03	Minnesota	0	1	1	0	0	0.0	0.0	0	0	0	0	0	INACTIVE										1	2	3	0	0	0.0	0.0	0	0	0	0	0	0	0	0	0
11/10	at Tennessee	3	0	3	1	9	1.0	9.0	0	0	0	1	0	INACTIVE										INACTIVE															
11/18	at L.A. Chargers	RESERVE/INJURED										INACTIVE										NOT ON ROSTER																	
12/01	Oakland																																						
12/08	at New England																																						
12/15	Denver																																						
12/22	at Chicago																																						
12/29	L.A. Chargers																																						
TOTALS		23	9	32	6	40	5.5	37.5	0	0	1	11	3	12	6	18	3	19	3.0	18.0	0	0	1	7	1	3	2	5	0	0	0.0	0.0	0	0	0	0	0		

		REGGIE RAGLAND										KHALEN SAUNDERS										DANIEL SORENSEN														
DATE	OPP.	S	A	TK	TFL TFLY	SK SKY	INT	FR	FF	PR	PD	S	A	TK	TFL TFLY	SK SKY	INT	FR	FF	PR	PD	S	A	TK	TFL TFLY	SK SKY	INT	FR	FF	PR	PD					
09/08	at Jacksonville	INACTIVE										INACTIVE										0 0 0 0 0 0.0 0 0 0 0 0 0 0 0 0 0.0 0 0 0 0 0														
09/15	at Oakland	INACTIVE										INACTIVE										0 0 0 0 0 0.0 0 0 0 0 0 0 0 0 0 0														
09/22	Baltimore	0	0	0	0	0	0.0 0	0	0	0	0				INACTIVE										2	0	2	0	0	0.0 0	0	0	0	0	0	0
09/29	at Detroit	1	0	1	0	0	0.0 0	0	0	0	0				INACTIVE										2	0	2	0	0	0.0 0	0	0	0	0	0	1
10/06	Indianapolis	0	0	0	0	0	0.0 0	0	0	0	0	1	0	1	0	0	0.0 0	0	0	0	0	0	1	1	2	0	0	0.0 0	0	0	0	0	0			
10/13	Houston	1	0	1	1	2	0.0 0	0	0	0	0	1	1	2	0	0	0.0 0	0	0	0	0	0	2	1	3	0	0	0.0 0	0	0	0	0	0			
10/17	at Denver	2	0	2	1	6	1.0 6.0	0	1	0	1	0	1	1	2	0	0	0.0 0	0	0	0	0	0	1	1	2	0	0	0.0 0	0	0	0	0			
10/27	Green Bay	2	2	4	0	0	0.0 0	0	0	0	0	2	1	3	0	0	1.0 0	0	0	0	1	0	3	0	3	0	0	0.0 0	0	0	0	0	0			
11/03	Minnesota	4	2	6	0	0	0.0 0	0	0	0	0	1	2	3	0	0	0.0 0	0	0	0	1	1	2	2	4	1	7	0.0 0	0	0	0	0	0			
11/10	at Tennessee	1	0	1	0	0	0.0 0	0	0	0	0	1	0	1	0	0	0.0 0	0	0	0	0	0	5	4	9	0	0	0.0 0	0	0	0	0	0			
11/18	at L.A. Chargers	2	1	3	0	0	0.0 0	0	0	0	0	1	1	2	0	0	0.0 0	0	0	0	0	0	6	2	8	0	0	0.0 0	1	0	0	0	1			
12/01	Oakland																																			
12/08	at New England																																			
12/15	Denver																																			
12/22	at Chicago																																			
12/29	L.A. Chargers																																			
TOTALS		13	5	18	2	8	1.0 6.0	0	1	0	1	0	8	6	14	0	0	1.0 0.0	0	0	0	2	1	24	11	35	1	7	0.0 0.0	1	0	0	0	2		

		JUAN THORNHILL										CHARVARIUS WARD										ARMANI WATTS											
DATE	OPP.	S	A	TK	TFL TFLY	SK SKY	INT	FR	FF	PR	PD	S	A	TK	TFL TFLY	SK SKY	INT	FR	FF	PR	PD	S	A	TK	TFL TFLY	SK SKY	INT	FR	FF	PR	PD		
09/08	at Jacksonville	5	3	8	0 0	0.0 0.0	0	0	0	0	0	5	2	7	0 0	0.0 0.0	0	0	0	0 0	0 0	0	0	0	0	0	0	0	0	0	0	0	
09/15	at Oakland	3	0	3	0 0	0.0 0.0	0	0	0	0	0	3	1	4	0 0	0.0 0.0	1	0	1	0 2	0 0	0	0	0	0	0	0	0	0	0	0	0	
09/22	Baltimore	2	0	2	0 0	0.0 0.0	0	0	0	0	0	4	1	5	0 0	0.0 0.0	0	0	0	0 0	0 0	0	0	0	0	0	0	0	0	0	0	0	
09/29	at Detroit	2	0	2	0 0	0.0 0.0	0	0	0	0	1	6	0	6	0 0	0.0 0.0	0	0	0	0 0	0 0	0	0	0	0	0	0	0	0	0	0	0	
10/06	Indianapolis	2	1	3	0 0	0.0 0.0	0	0	0	0	0	4	2	6	0 0	0.0 0.0	0	0	0	0 1	0 0	0	0	0	0	0	0	0	0	0	0	0	
10/13	Houston	4	0	4	0 0	0.0 0.0	1	0	0	0	1	7	1	8	0 0	0.0 0.0	1	0	0	0 1	0 0	0	0	0	0	0	0	0	0	0	0	0	
10/17	at Denver	2	1	3	0 0	0.0 0.0	0	0	0	0	0	2	1	3	0 0	0.0 0.0	0	0	0	0 0	0 0	1	0	0	1	1	7	1.0 7.0	0	0	0	1	0
10/27	Green Bay	3	2	5	0 0	0.0 0.0	0	0	0	0	0	3	1	4	0 0	0.0 0.0	0	0	0	0 1	0 0	0	0	0	0	0	0	0	0	0	0	0	
11/03	Minnesota	4	0	4	0 0	0.0 0.0	0	0	0	0	0	4	2	6	0 0	0.0 0.0	0	0	0	0 1	0 0	0	0	0	0	0	0	0	0	0	0	0	
11/10	at Tennessee	2	3	5	0 0	0.0 0.0	0	0	0	0	0	3	1	4	0 0	0.0 0.0	0	0	0	0 0	0 0	0	0	0	0	0	0	0	0	0	0	0	
11/18	at L.A. Chargers	2	1	3	0 0	0.0 0.0	0	0	0	0	1	1	1	2	0 0	0.0 0.0	0	0	0	0 3	0 2	2	0	2	0	0	0	0	0	0	0	0	
12/01	Oakland																																
12/08	at New England																																
12/15	Denver																																
12/22	at Chicago																																
12/29	L.A. Chargers																																
TOTALS		31	11	42	0 0	0.0 0.0	1	0	0	0	3	42	13	55	0 0	0.0 0.0	2	0	1	0 9	0 0	1	2	3	1	7	1.0 7.0	0	0	0	1	0	

# INDIVIDUAL GXG STATS: DEFENSIVE



		XAVIER WILLIAMS												DAMIEN WILSON												
DATE	OPP.	S	A	TK	TFL	TFLY	SK	SKY	INT	FR	FF	PR	PD	S	A	TK	TFL	TFLY	SK	SKY	INT	FR	FF	PR	PD	
09/08	at Jacksonville	0	0	0	0	0	0.0	0.0	0	0	0	0	0	5	0	5	0	0	0.0	0.0	0	0	1	0	0	
09/15	at Oakland	3	0	3	0	0	0.0	0.0	0	0	0	0	0	2	3	5	0	0	0.0	0.0	0	0	0	0	1	
09/22	Baltimore	1	1	2	0	0	0.0	0.0	0	0	0	0	0	4	1	5	0	0	0.5	0.5	0	0	0	1	0	
09/29	at Detroit	2	0	2	0	0	0.0	0.0	0	0	1	0	0	7	1	8	1	1	0.0	0.0	0	0	0	0	0	
10/06	Indianapolis	1	0	1	0	0	0.0	0.0	0	0	0	0	0	7	5	12	0	0	0.0	0.0	0	0	0	0	0	
10/13	Houston	RESERVE/INJURED												3	3	6	0	0	0.0	0.0	0	0	0	0	0	0
10/17	at Denver	RESERVE/INJURED												3	0	3	0	0	0.0	0.0	0	0	0	0	0	0
10/27	Green Bay	RESERVE/INJURED												5	2	7	1	9	1.0	9.0	0	0	0	3	0	0
11/03	Minnesota	RESERVE/INJURED												4	3	7	0	0	0.0	0.0	0	0	0	0	0	0
11/10	at Tennessee	RESERVE/INJURED												0	1	1	0	0	0.0	0.0	0	0	0	0	0	0
11/18	at L.A. Chargers	RESERVE/INJURED												3	3	6	0	0	0.0	0.0	0	0	0	0	0	0
12/01	Oakland																									
12/08	at New England																									
12/15	Denver																									
12/22	at Chicago																									
12/29	L.A. Chargers																									
TOTALS		7	1	8	0	0	0.0	0.0	0	0	1	0	0	43	22	65	2	10	1.5	9.5	0	0	1	4	1	

# INDIVIDUAL GXG STATS: SPECIAL TEAMS



## 2019 REGULAR SEASON INDIVIDUAL SPECIAL TEAMS GAME-BY-GAME STATS

DATE	OPP.	BLAKE BELL			GHRIG DIETER			RASHAD FENTON			DARRON LEE		
		TKL	AST	TOT	TKL	AST	TOT	TKL	AST	TOT	TKL	AST	TOT
09/08	at Jacksonville	0	0	0	NOT ON ROSTER			0	0	0	0	0	0
09/15	at Oakland	0	0	0	NOT ON ROSTER			DID NOT PLAY			0	1	1
09/22	Baltimore	0	0	0	NOT ON ROSTER			0	0	0	0	0	0
09/29	at Detroit	1	0	1	NOT ON ROSTER			0	0	0	0	0	0
10/06	Indianapolis	0	0	0	NOT ON ROSTER			0	1	1	0	0	0
10/13	Houston	0	0	0	NOT ON ROSTER			1	0	1	0	0	0
10/17	at Denver	0	0	0	PRACTICE SQUAD			0	0	0	0	0	0
10/27	Green Bay	0	0	0	PRACTICE SQUAD			0	0	0	1	0	1
11/03	Minnesota	0	0	0	PRACTICE SQUAD			0	0	0	1	1	2
11/10	at Tennessee	0	0	0	PRACTICE SQUAD			0	0	0	1	0	1
11/18	at L.A. Chargers	INACTIVE			1	0	1	0	0	0	0	0	0
12/01	Oakland												
12/08	at New England												
12/15	Denver												
12/22	at Chicago												
12/29	L.A. Chargers												
<b>TOTALS</b>		<b>1</b>	<b>0</b>	<b>1</b>	<b>1</b>	<b>0</b>	<b>1</b>	<b>1</b>	<b>1</b>	<b>2</b>	<b>3</b>	<b>2</b>	<b>5</b>

DATE	OPP.	JORDAN LUCAS			BEN NIEMANN			DORIAN O'DANIEL			BYRON PRINGLE		
		TKL	AST	TOT	TKL	AST	TOT	TKL	AST	TOT	TKL	AST	TOT
09/08	at Jacksonville	INACTIVE			0	0	0	1	0	1	0	0	0
09/15	at Oakland	1	0	1	0	0	0	1	0	1	0	0	0
09/22	Baltimore	1	0	1	0	0	0	0	0	0	0	0	0
09/29	at Detroit	0	0	0	0	0	0	0	0	0	0	0	0
10/06	Indianapolis	0	0	0	0	0	0	INACTIVE			0	0	0
10/13	Houston	0	0	0	0	0	0	INACTIVE			0	0	0
10/17	at Denver	0	1	1	1	0	1	0	0	0	2	0	2
10/27	Green Bay	0	0	0	0	0	0	1	0	1	0	0	0
11/03	Minnesota	1	0	1	0	0	0	0	2	2	0	1	1
11/10	at Tennessee	0	0	0	0	0	0	0	0	0	0	1	1
11/18	at L.A. Chargers	0	0	0	0	0	0	0	0	0	0	1	1
12/01	Oakland												
12/08	at New England												
12/15	Denver												
12/22	at Chicago												
12/29	L.A. Chargers												
<b>TOTALS</b>		<b>3</b>	<b>1</b>	<b>4</b>	<b>1</b>	<b>0</b>	<b>1</b>	<b>3</b>	<b>2</b>	<b>5</b>	<b>2</b>	<b>3</b>	<b>5</b>

DATE	OPP.	REGGIE RAGLAND			ANTHONY SHERMAN			DANIEL SORESENSEN			ARMANI WATTS		
		TKL	AST	TOT	TKL	AST	TOT	TKL	AST	TOT	TKL	AST	TOT
09/08	at Jacksonville	INACTIVE			0	0	0	1	0	1	0	0	0
09/15	at Oakland	INACTIVE			1	0	1	0	0	0	0	0	0
09/22	Baltimore	0	0	0	0	0	0	1	0	1	0	0	0
09/29	at Detroit	0	0	0	0	0	0	2	0	2	1	0	1
10/06	Indianapolis	0	1	1	1	0	1	0	0	0	0	0	0
10/13	Houston	0	0	0	0	0	0	0	0	0	1	0	1
10/17	at Denver	0	0	0	0	1	1	0	0	0	0	0	0
10/27	Green Bay	0	0	0	1	0	1	0	0	0	0	0	0
11/03	Minnesota	0	0	0	0	0	0	0	0	0	1	0	1
11/10	at Tennessee	0	0	0	1	0	1	0	0	0	1	1	2
11/18	at L.A. Chargers	0	0	0	0	1	1	0	0	0	2	0	2
12/01	Oakland												
12/08	at New England												
12/15	Denver												
12/22	at Chicago												
12/29	L.A. Chargers												
<b>TOTALS</b>		<b>0</b>	<b>1</b>	<b>1</b>	<b>4</b>	<b>2</b>	<b>6</b>	<b>4</b>	<b>0</b>	<b>4</b>	<b>6</b>	<b>1</b>	<b>7</b>

# INDIVIDUAL GXG STATS: SPECIAL TEAMS



		JAMES WINCHESTER		
DATE	OPP.	TKL	AST	TOT
09/08	at Jacksonville	0	0	0
09/15	at Oakland	0	0	0
09/22	Baltimore	0	0	0
09/29	at Detroit	0	0	0
10/06	Indianapolis	0	0	0
10/13	Houston	0	0	0
10/17	at Denver	0	0	0
10/27	Green Bay	0	0	0
11/03	Minnesota	1	0	1
11/10	at Tennessee	0	0	0
11/18	at L.A. Chargers	0	0	0
12/01	Oakland			
12/08	at New England			
12/15	Denver			
12/22	at Chicago			
12/29	L.A. Chargers			
<b>TOTALS</b>		<b>1</b>	<b>0</b>	<b>1</b>

# INDIVIDUAL GXG STATS: PUNT RETURNS



## 2019 REGULAR SEASON INDIVIDUAL GAME-BY-GAME STATS

PUNT RETURNS:		MECOLE HARDMAN						TYREEK HILL						DE'ANTHONY THOMAS					
DATE	OPP.	NO.	YDS	AVG	LG	FC	TD	NO.	YDS	AVG	LG	FC	TD	NO.	YDS	AVG	LG	FC	TD
09/08	at Jacksonville	0	0	0	--	1	0	1	0	0.0	--	0	0	RESERVE/LEAGUE SUSP.					
09/15	at Oakland	1	20	20.0	20	0	0	INACTIVE						5	28	5.6	10	0	0
09/22	Baltimore	0	0	0	--	0	0	INACTIVE						1	9	9.0	9	0	0
09/29	at Detroit	0	0	0	--	0	0	INACTIVE						2	3	1.5	9	0	0
10/06	Indianapolis	0	0	0	--	0	0	INACTIVE						2	1	0.5	2	1	0
10/13	Houston	0	0	0	--	0	0	0	0	0	--	0	0	0	0	0	--	0	0
10/17	at Denver	1	36	36.0	36	0	0	0	0	0	--	0	0	3	14	4.7	8	0	0
10/27	Green Bay	1	18	18.0	18	0	0	0	0	0	--	0	0	NOT ON ROSTER					
11/03	Minnesota	2	17	8.5	15	1	0	0	0	0	--	0	0	NOT ON ROSTER					
11/10	at Tennessee	1	5	5.0	5	2	0	0	0	0	--	0	0	NOT ON ROSTER					
11/18	at L.A. Chargers	2	22	11.0	15	0	0	0	0	0	--	0	0	NOT ON ROSTER					
12/01	Oakland																		
12/08	at New England																		
12/15	Denver																		
12/22	at Chicago																		
12/29	L.A. Chargers																		
<b>TOTALS</b>		<b>8</b>	<b>118</b>	<b>14.8</b>	<b>36</b>	<b>4</b>	<b>0</b>	<b>1</b>	<b>0</b>	<b>0.0</b>	<b>0</b>	<b>0</b>	<b>0</b>	<b>13</b>	<b>55</b>	<b>4.2</b>	<b>10</b>	<b>1</b>	<b>0</b>

# INDIVIDUAL GXG STATS: KICKOFF RETURNS



## 2019 REGULAR SEASON INDIVIDUAL GAME-BY-GAME STATS

KICKOFF RETURNS:		MECOLE HARDMAN						BYRON PRINGLE						DE'ANTHONY THOMAS					
DATE	OPP.	NO.	YDS	AVG	LG	FC	TD	NO.	YDS	AVG	LG	FC	TD	NO.	YDS	AVG	LG	FC	TD
09/08	at Jacksonville	2	45	22.5	27	0	0	0	0	0	--	0	0	RESERVE/LEAGUE SUSP.					
09/15	at Oakland	1	18	18.0	18	0	0	0	0	0	--	0	0	1	19	19.0	19	0	0
09/22	Baltimore	0	0	0	--	1	0	0	0	0	--	0	0	0	0	0	--	0	0
09/29	at Detroit	1	29	29.0	29	0	0	2	41	20.5	22	0	0	3	72	24.0	29	0	0
10/06	Indianapolis	1	22	22.0	22	0	0	0	0	0	--	0	0	0	0	0	--	0	0
10/13	Houston	2	41	20.5	22	0	0	0	0	0	--	0	0	3	64	21.3	24	0	0
10/17	at Denver	0	0	0	--	0	0	0	0	0	--	0	0	0	0	0	--	0	0
10/27	Green Bay	3	68	22.7	26	0	0	0	0	0	--	0	0	NOT ON ROSTER					
11/03	Minnesota	4	101	25.3	34	0	0	0	0	0	--	0	0	NOT ON ROSTER					
11/10	at Tennessee	4	90	22.5	30	0	0	0	0	0	--	0	0	NOT ON ROSTER					
11/18	at L.A. Chargers	0	0	0	--	0	0	0	0	0	--	0	0	NOT ON ROSTER					
12/01	Oakland																		
12/08	at New England																		
12/15	Denver																		
12/22	at Chicago																		
12/29	L.A. Chargers																		
TOTALS		18	414	23.0	34	1	0	2	41	20.5	22	0	0	7	155	22.1	29	0	0

KICKOFF RETURNS:		DARWIN THOMPSON					
DATE	OPP.	NO.	YDS	AVG	LG	FC	TD
09/08	at Jacksonville	0	0	0	--	0	0
09/15	at Oakland	0	0	0	--	0	0
09/22	Baltimore	0	0	0	--	0	0
09/29	at Detroit	0	0	0	--	0	0
10/06	Indianapolis	INACTIVE					
10/13	Houston	0	0	0	--	0	0
10/17	at Denver	INACTIVE					
10/27	Green Bay	1	27	27.0	27	0	0
11/03	Minnesota	INACTIVE					
11/10	at Tennessee	0	0	0	--	0	0
11/18	at L.A. Chargers	INACTIVE					
12/01	Oakland						
12/08	at New England						
12/15	Denver						
12/22	at Chicago						
12/29	L.A. Chargers						
TOTALS		1	27	27.0	27	0	0

# PLAYER PARTICIPATION



2019 REGULAR SEASON KANSAS CITY CHIEFS PLAYER PARTICIPATION

PLAYERS	@ JAX	@ OAK	BAL	@ DET	IND	HOU	@ DEN	GB	MIN	@ TEN	@ LAC	OAK	@ NE	DEN	@ CHI	LAC	GP	GS	DNP	IN
	9/8	9/15	9/22	9/29	10/6	10/13	10/17	10/27	11/3	11/10	11/18	12/1	12/8	12/15	12/22	12/29				
Allegretti, Nick	*	*	*	*	*	P	P	P	P	P	*	-	-	-	-	-	5	0	0	6
Allen, Jeff	P	P	P	P	NOT	NOT	NOT	NOT	NOT	NOT	NOT	-	-	-	-	-	4	0	0	0
Barton, Jackson	^	^	^	^	^	^	^	^	^	^	*	-	-	-	-	-	0	0	0	1
Bell, Blake	P	<b>TE</b>	<b>TE</b>	P	<b>TE</b>	<b>TE</b>	<b>TE</b>	P	<b>TE</b>	P	*	-	-	-	-	-	10	6	0	1
Breeland, Bashaud	<b>LCB</b>	<b>RCB</b>	<b>LCB</b>	<b>LCB</b>	<b>RCB</b>	<b>LCB</b>	<b>LCB</b>	<b>LCB</b>	P	<b>LCB</b>	<b>LCB</b>	-	-	-	-	-	11	10	0	0
Brown, Alex	PS	PS	PS	PS	PS	PS	PS	PS	PS	PS	PS	-	-	-	-	-	0	0	0	0
Butker, Harrison	P	P	P	P	P	P	P	P	P	P	P	-	-	-	-	-	11	0	0	0
Claiborne, Morris	R/SUS	R/SUS	R/SUS	R/SUS	P	P	P	P	<b>LCB</b>	P	P	-	-	-	-	-	7	1	0	0
Clark, Frank	<b>RDE</b>	<b>RDE</b>	<b>RDE</b>	<b>RDE</b>	<b>RDE</b>	<b>RDE</b>	<b>LDE</b>	*	*	P	<b>RDE</b>	-	-	-	-	-	9	8	0	2
Colquitt, Dustin	P	P	P	P	P	P	P	P	P	P	P	-	-	-	-	-	11	0	0	0
Davis, Felton	IR	IR	IR	IR	IR	IR	IR	IR	IR	IR	IR	-	-	-	-	-	0	0	0	0
Dieter, Gehrig	NOT	NOT	NOT	NOT	NOT	NOT	NOT	PS	PS	PS	PS	P	-	-	-	-	1	0	0	0
Duvernay-Tardif, Laurent	<b>RG</b>	<b>RG</b>	<b>RG</b>	<b>RG</b>	<b>RG</b>	<b>RG</b>	<b>RG</b>	<b>RG</b>	*	*	<b>RG</b>	-	-	-	-	-	9	9	0	2
Erving, Cam	DNP	P	<b>LT</b>	<b>LT</b>	<b>LT</b>	<b>LT</b>	<b>LT</b>	<b>LT</b>	<b>LT</b>	<b>LT</b>	P	-	-	-	-	-	10	8	1	0
Fenton, Rashad	P	DNP	P	P	P	P	P	P	P	P	P	-	-	-	-	-	10	0	1	0
Fisher, Eric	<b>LT</b>	<b>LT</b>	*	*	*	*	*	*	*	*	<b>LT</b>	-	-	-	-	-	3	3	0	8
Fortson, Jody	PS	PS	PS	PS	PS	PS	PS	PS	PS	PS	PS	-	-	-	-	-	0	0	0	0
Fox, Jack	NOT	NOT	NOT	NOT	NOT	NOT	NOT	NOT	PS	NOT	NOT	-	-	-	-	-	0	0	0	0
Fuller, Kendall	<b>CB</b>	P	<b>CB</b>	<b>CB</b>	<b>CB</b>	P	*	*	*	*	*	-	-	-	-	-	6	4	0	5
Grayson, Davon	IR	IR	IR	IR	NOT	NOT	NOT	NOT	NOT	NOT	NOT	-	-	-	-	-	0	0	0	0
Hardman, Mecole	P	<b>WR</b>	P	<b>WR</b>	P	P	<b>WR</b>	P	<b>WR</b>	P	P	-	-	-	-	-	11	4	0	0
Harris, Darius	R/NFIN	R/NFIN	R/NFIN	R/NFIN	R/NFIN	R/NFIN	R/NFIN	R/NFIN	R/NFIN	R/NFIN	R/NFIN	-	-	-	-	-	0	0	0	0
Henne, Chad	IR	IR	IR	IR	IR	IR	IR	IR	DNP	*	*	-	-	-	-	-	0	0	1	2
Hill, Tyreek	<b>WR</b>	*	*	*	*	<b>WR</b>	<b>WR</b>	<b>WR</b>	<b>WR</b>	<b>WR</b>	<b>WR</b>	-	-	-	-	-	7	7	0	4
Hitchens, Anthony	<b>LB</b>	<b>LB</b>	<b>LB</b>	<b>LB</b>	<b>LB</b>	*	<b>LB</b>	<b>LB</b>	<b>LB</b>	<b>LB</b>	<b>LB</b>	-	-	-	-	-	10	10	0	1
Hoyett, Braxton	NOT	NOT	NOT	NOT	PS	PS	NOT	PS	PS	PS	PS	-	-	-	-	-	0	0	0	0
Hunter, Ryan	*	*	P	P	P	PS	PS	PS	PS	PS	PS	-	-	-	-	-	3	0	0	2
Ivie, Joey	P	P	PS	PS	PS	PS	PS	PS	P	P	P	-	-	-	-	-	5	0	0	0
Jones, Chris	<b>RDT</b>	<b>LDT</b>	<b>RDT</b>	<b>LDT</b>	<b>LDT</b>	*	*	*	P	<b>RDT</b>	<b>LDT</b>	-	-	-	-	-	8	7	0	3
Keizer, Nick	PS	PS	PS	PS	PS	PS	PS	PS	PS	PS	PS	-	-	-	-	-	0	0	0	0
Kelce, Travis	<b>TE</b>	<b>TE</b>	<b>TE</b>	<b>TE</b>	<b>TE</b>	<b>TE</b>	<b>TE</b>	<b>TE</b>	<b>TE</b>	<b>TE</b>	<b>TE</b>	-	-	-	-	-	11	11	0	0
Kemp, Marcus	IR	IR	IR	IR	IR	IR	IR	IR	IR	IR	IR	-	-	-	-	-	0	0	0	0
Kpassagnon, Tanoh	P	P	P	P	P	P	P	P	<b>RDE</b>	<b>RDE</b>	<b>LDE</b>	-	-	-	-	-	11	3	0	0
Lee, Darron	P	<b>LB</b>	P	P	P	<b>LB</b>	P	P	P	P	P	-	-	-	-	-	11	2	0	0
Lovett, John	IR	IR	IR	IR	IR	IR	IR	IR	IR	IR	IR	-	-	-	-	-	0	0	0	0
Lucas, Jordan	*	P	P	P	P	P	P	P	P	P	P	-	-	-	-	-	10	0	0	1
Mack, Alizé	^	^	^	^	^	^	^	^	^	PS	PS	-	-	-	-	-	0	0	0	0
Mahomes, Patrick	<b>QB</b>	<b>QB</b>	<b>QB</b>	<b>QB</b>	<b>QB</b>	<b>QB</b>	<b>QB</b>	*	*	<b>QB</b>	<b>QB</b>	-	-	-	-	-	9	9	0	2
Malveaux, Cameron	PS	PS	PS	PS	PS	PS	PS	PS	PS	PS	PS	-	-	-	-	-	0	0	0	0
Marshall, Marcus	PS	PS	PS	PS	PS	NOT	NOT	NOT	NOT	NOT	NOT	-	-	-	-	-	0	0	0	0
Mathieu, Tyrann	<b>SS</b>	<b>SS</b>	<b>SS</b>	<b>SS</b>	<b>SS</b>	<b>SS</b>	<b>SS</b>	<b>SS</b>	<b>SS</b>	<b>SS</b>	<b>SS</b>	-	-	-	-	-	11	11	0	0
McClain, Terrell	NOT	NOT	NOT	NOT	NOT	P	P	NOT	NOT	NOT	NOT	-	-	-	-	-	2	0	0	0
McCoy, LeSean	P	P	<b>RB</b>	<b>RB</b>	P	<b>RB</b>	<b>RB</b>	<b>RB</b>	<b>RB</b>	*	P	-	-	-	-	-	10	6	0	1
McTyer, Torry	PS	PS	PS	PS	^	^	^	^	^	^	^	-	-	-	-	-	0	0	0	0
Moore, Matt	P	DNP	DNP	DNP	DNP	DNP	P	<b>QB</b>	<b>QB</b>	DNP	DNP	-	-	-	-	-	4	2	7	0
Murray, Jimmy	PS	NOT	NOT	NOT	NOT	NOT	NOT	NOT	NOT	NOT	NOT	-	-	-	-	-	0	0	0	0
Niemann, Ben	P	P	P	P	P	<b>LB</b>	P	P	P	P	P	-	-	-	-	-	11	1	0	0
Nnadi, Derrick	<b>LDT</b>	<b>RDT</b>	<b>LDT</b>	<b>RDT</b>	<b>RDT</b>	<b>RDT</b>	<b>LDT</b>	<b>LDT</b>	<b>LDT</b>	<b>LDT</b>	<b>RDT</b>	-	-	-	-	-	11	11	0	0
O'Daniel, Dorian	P	P	P	P	*	*	P	P	P	P	P	-	-	-	-	-	9	0	0	2
Ogbah, Emmanuel	P	P	P	P	<b>LDE</b>	P	P	<b>RDE</b>	<b>LDE</b>	<b>LDE</b>	IR	-	-	-	-	-	10	4	0	0
Okafor, Alex	<b>LDE</b>	<b>LDE</b>	<b>LDE</b>	<b>LDE</b>	*	<b>LDE</b>	<b>RDE</b>	<b>LDE</b>	*	*	*	-	-	-	-	-	7	7	0	4
Pennel, Mike	NOT	NOT	NOT	NOT	NOT	NOT	NOT	P	P	*	P	-	-	-	-	-	3	0	0	1
Pringle, Byron	P	P	P	P	P	P	P	P	P	P	P	-	-	-	-	-	11	0	0	0
Ragland, Reggie	*	*	P	P	P	P	<b>LB</b>	<b>LB</b>	<b>LB</b>	<b>LB</b>	<b>LB</b>	-	-	-	-	-	9	5	0	2
Rankin, Martinas	*	*	*	*	P	<b>LG</b>	<b>RG</b>	<b>LG</b>	<b>LG</b>	<b>LG</b>	IR	-	-	-	-	-	6	5	0	4
Reaser, Keith	IR	IR	IR	IR	IR	IR	IR	IR	IR	IR	IR	-	-	-	-	-	0	0	0	0
Reiter, Austin	<b>C</b>	<b>C</b>	<b>C</b>	<b>C</b>	<b>C</b>	<b>C</b>	<b>C</b>	<b>C</b>	<b>C</b>	<b>C</b>	<b>C</b>	-	-	-	-	-	11	11	0	0
Robinson, Demarcus	<b>WR</b>	P	<b>WR</b>	<b>WR</b>	<b>WR</b>	<b>WR</b>	P	<b>WR</b>	P	<b>WR</b>	P	-	-	-	-	-	11	7	0	0
Saunders, Khalel	*	*	*	*	P	<b>LDT</b>	<b>RDT</b>	<b>RDT</b>	<b>RDT</b>	P	P	-	-	-	-	-	7	4	0	4
Schwartz, Mitchell	<b>RT</b>	<b>RT</b>	<b>RT</b>	<b>RT</b>	<b>RT</b>	<b>RT</b>	<b>RT</b>	<b>RT</b>	<b>RT</b>	<b>RT</b>	<b>RT</b>	-	-	-	-	-	11	11	0	0
Senat, Greg	^	^	*	*	*	*	*	*	IR	IR	IR	-	-	-	-	-	0	0	0	6
Sherman, Anthony	P	P	P	P	P	P	P	P	P	P	P	-	-	-	-	-	11	0	0	0
Shurmur, Kyle	PS	PS	PS	PS	PS	PS	PS	PS	DNP	NOT	PS	PS	-	-	-	-	0	0	1	0
Smith, Emmanuel	PS	PS	PS	PS	PS	PS	PS	PS	PS	PS	PS	-	-	-	-	-	0	0	0	0
Smith, Tremon	P	NOT	^	^	^	^	^	^	^	^	^	-	-	-	-	-	1	0	0	0
Sorensen, Daniel	P	P	P	P	P	P	P	P	P	P	P	-	-	-	-	-	11	0	0	0
Speaks, Breeland	IR	IR	IR	IR	IR	IR	IR	IR	IR	IR	IR	-	-	-	-	-	0	0	0	0
Thomas, De'Anthony	R/SUS	P	P	P	P	P	P	NOT	NOT	NOT	NOT	-	-	-	-	-	6	0	0	0
Thompson, Cody	PS	PS	PS	PS	PS	PS	PS	PS	NOT	NOT	NOT	-	-	-	-	-	0	0	0	0
Thompson, Darwin	P	P	P	P	*	P	*	P	*	P	*	-	-	-	-	-	7	0	0	4
Thornhill, Juan	<b>FS</b>	<b>FS</b>	<b>FS</b>	<b>FS</b>	<b>FS</b>	<b>FS</b>	<b>FS</b>	<b>FS</b>	<b>FS</b>	<b>FS</b>	<b>FS</b>	-	-	-	-	-	11	11	0	0
Ward, Charvarius	<b>RCB</b>	<b>LCB</b>	<b>RCB</b>	<b>RCB</b>	<b>RCB</b>	<b>RCB</b>	<b>RCB</b>	<b>RCB</b>	<b>RCB</b>	<b>RCB</b>	<b>RCB</b>	-	-	-	-	-	11	11	0	0
Ward, Tim	R/NFIN	R/NFIN	R/NFIN	R/NFIN	R/NFIN	R/NFIN	R/NFIN	R/NFIN	R/NFIN	R/NFIN	R/NFIN	-	-	-	-	-	0	0	0	0
Watkins, Sammy	<b>WR</b>	<b>WR</b>	<b>WR</b>	<b>WR</b>	<b>WR</b>	*	*	<b>WR</b>	P	<b>WR</b>	<b>WR</b>	-	-	-	-	-	9	8	0	2
Watts, Armani	P	P	P	P	P	P	P	P	P	P	P	-	-	-	-	-	11	0	0	0
Wells, David	IR	IR	IR	IR	IR	IR	IR	IR	IR	IR	IR	-	-	-	-	-	0	0	0	0
Williams, Damien	<b>RB</b>	<b>RB</b>	*	*	<b>RB</b>	P	P	P	P	<b>RB</b>	<b>RB</b>	-	-	-	-	-	9	5	0	2
Williams, Darrel	P	P	P	P	P	P	P	P	P	P	P	-	-	-	-	-	11	0	0	0
Williams, Xavier	P	P	P	P	P	IR	IR	IR	IR	IR	IR	-	-	-	-	-	5	0	0	0
Wilson, Damien	<b>LB</b>	<b>LB</b>	<b>LB</b>	<b>LB</b>	<b>LB</b>	<b>LB</b>	<b>LB</b>	<b>LB</b>	<b>LB</b>	<b>LB</b>	<b>LB</b>	-	-	-	-	-	11	11	0	0
Winchester, James	P	P	P	P	P	P	P	P	P	P	P	-	-	-	-	-	11	0	0	0
Wisniewski, Stefan	NOT	NOT	NOT	NOT	NOT	P	P	P	P	P	P	-	-	-	-	-	6	0	0	0
Wylie, Andrew	<b>LG</b>	<b>LG</b>	<b>LG</b>	<b>LG</b>	<b>LG</b>	*	*	*	<b>RG</b>	<b>RG</b>	<b>LG</b>	-	-	-	-	-	8	8	0	3
Yelder, Deon	*	*	P	P	P	P	P	P	P	P	<b>TE</b>	-	-	-	-	-	9	1	0	2

## LEGEND:

Starters indicated by position (Bold), \*=Inactive, P=Played, DNP=Did Not Play, PS=Practice Squad, IR=Reserve/Injured, NOT=Not on Roster, R/NFIN=Reserve/Non-Football Injury, R/SUS=Reserve/League Susp., ^=With Other Team



# GAME-BY-GAME CAPTAINS



## 2019 REGULAR SEASON - CAPTAINS

DATE	OPPONENT	OFFENSE	DEFENSE	SPECIAL TEAMS
09/08	at Jacksonville	Patrick Mahomes	Tyrann Mathieu	Dustin Colquitt
09/15	at Oakland	Mitchell Schwartz	Anthony Hitchens	Armani Watts
09/22	Baltimore	Travis Kelce	Byron Pringle	Chris Jones
09/29	at Detroit	Andrew Wylie	Frank Clark	Jordan Lucas
10/06	Indianapolis	Cam Erving	Daniel Sorensen	Damien Wilson
10/13	Houston	Demarcus Robinson	Emmanuel Ogbah	James Winchester
10/17	at Denver	Tyreek Hill	Charvarius Ward	Anthony Sherman
10/27	Green Bay	LeSean McCoy	Reggie Ragland	Harrison Butker
11/03	Minnesota	Sammy Watkins	Tanoh Kpassagnon	Dorian O'Daniel
11/10	at Tennessee	Austin Reiter	Derrick Nnadi	Byron Pringle
11/18	at L.A. Chargers	Patrick Mahomes	Tyrann Mathieu	Dustin Colquitt
12/01	Oakland	--	--	--
12/08	at New England	--	--	--
12/15	Denver	--	--	--
12/22	at Chicago	--	--	--
12/29	L.A. Chargers	--	--	--

# GAME-BY-GAME INACTIVES



## 2019 REGULAR SEASON INACTIVES

DATE	OPPONENT	PLAYERS	
09/08	at Jacksonville	Nick Allegretti Ryan Hunter Jordan Lucas Reggie Ragland	Martinas Rankin Khalen Saunders Deon Yelder
09/15	at Oakland	Nick Allegretti Tyreek Hill Ryan Hunter Reggie Ragland	Martinas Rankin Khalen Saunders Deon Yelder
09/22	Baltimore	Nick Allegretti Eric Fisher Tyreek Hill Martinas Rankin	Khalen Saunders Greg Senat Damien Williams
09/29	at Detroit	Nick Allegretti Eric Fisher Tyreek Hill Martinas Rankin	Khalen Saunders Greg Senat Damien Williams
10/06	Indianapolis	Nick Allegretti Eric Fisher Tyreek Hill Dorian O'Daniel	Alex Okafor Greg Senat Darwin Thompson
10/13	Houston	Eric Fisher Anthony Hitchens Chris Jones Dorian O'Daniel	Greg Senat Sammy Watkins Andrew Wylie
10/17	at Denver	Eric Fisher Kendall Fuller Chris Jones Greg Senat	Darwin Thompson Sammy Watkins Andrew Wylie
10/27	Green Bay	Frank Clark Eric Fisher Kendall Fuller Chris Jones	Patrick Mahomes Greg Senat Andrew Wylie
11/03	Minnesota	Frank Clark Laurent Duvernay-Tardif Eric Fisher Kendall Fuller	Patrick Mahomes Alex Okafor Darwin Thompson
11/10	at Tennessee	Laurent Duvernay-Tardif Eric Fisher Kendall Fuller Chad Henne	LeSean McCoy Alex Okafor Mike Pennel
11/18	at L.A. Chargers	Nick Allegretti Jackson Barton Blake Bell Kendall Fuller	Chad Henne Alex Okafor Darwin Thompson
12/01	Oakland	--	--
12/08	at New England	--	--
12/15	Denver	--	--
12/22	at Chicago	--	--
12/29	L.A. Chargers	--	--

# TURNOVER CHART



## 2019 REGULAR SEASON - DEFENSIVE TAKEAWAYS

DATE	OPPONENT	TAKEAWAY	QTR.	YD-LINE	RESULT
9/8	at Jacksonville	B. Breeland FR (D. Wilson FF) F. Clark INT (G. Minshew II)	3 4	KC-26 JAX-17	TD FG
9/15	at Oakland	B. Breeland INT (D. Carr: touchback) C. Ward INT (D. Carr)	3 3	KC-(-4) KC-45	Punt Fumble
9/22	Baltimore	None			
9/29	at Detroit	C. Jones FR (D. Nnadi FF) B. Breeland FR (X. Williams FF)	3 3	KC-6 KC-0	Fumble TD
10/6	Indianapolis	T. Mathieu INT (J. Brissett)	2	KC-7	Fumble
10/13	Houston	F. Clark FR (F. Clark FF) J. Thornhill INT (D. Watson: touchback) C. Ward INT (D. Watson: touchback)	1 2 3	HST-18 KC-0 KC-(-2)	FG Fumble Punt
10/17	at Denver	R. Ragland FR (A. Hitchens FF)	2	DEN-5	TD
10/27	Green Bay	None			
11/3	Minnesota	None			
11/10	at Tennessee	T. Kpassagnon FR (C. Jones FF)	1	TEN-20	FG
11/18	at L.A. Chargers	D. Nnadi INT (P. Rivers) T. Mathieu INT (P. Rivers) R. Fenton INT (P. Rivers) D. Sorensen INT (P. Rivers: touchback)	2 2 4 4	KC-31 LAC-41 KC-33 KC-(-3)	Punt TD Punt EOG
12/01	Oakland	--	--	--	--
12/08	at New England	--	--	--	--
12/15	Denver	--	--	--	--
12/22	at Chicago	--	--	--	--
12/29	L.A. Chargers	--	--	--	--

## 2019 REGULAR SEASON - OFFENSIVE GIVEAWAYS

DATE	OPPONENT	GIVEAWAY	QTR.	YD-LINE	RESULT
9/8	at Jacksonville	None			
9/15	at Oakland	P. Mahomes fumble (B. Mayowa FF; D. Worley FR)	4	OAK-16	Punt
9/22	Baltimore	None			
9/29	at Detroit	D. Williams fumble (T. Flowers FF; A. Robinson FR) S. Watkins fumble (J. Coleman FF; J. Coleman FR)	3 3	KC-31 KC-45	Fumble TD
10/6	Indianapolis	L. McCoy fumble (G. Odum FF; B. Okereke FR)	2	IND-14	Punt
10/13	Houston	P. Mahomes INT (T. Gipson Sr.: touchback) P. Mahomes fumble (C. Omenihu FF; B. McKinney FR)	2 2	HST-(-1) KC-3	TD TD
10/17	at Denver	None			
10/27	Green Bay	L. McCoy fumble (T. Lancaster FF; T. Lancaster FR)	3	KC-27	TD
11/3	Minnesota	None			
11/10	at Tennessee	D. Williams fumble (D. Long Jr. FF; R. Evans FR)	2	TEN-47	TD
11/18	at L.A. Chargers	P. Mahomes INT (R. Jenkins)	1	LAC-27	INT
12/01	Oakland	--	--	--	--
12/08	at New England	--	--	--	--
12/15	Denver	--	--	--	--
12/22	at Chicago	--	--	--	--
12/29	L.A. Chargers	--	--	--	--

## 2019 REGULAR SEASON - SPECIAL TEAMS/MISC GIVEAWAYS

DATE	OPPONENT	GIVEAWAY	QTR.	YD-LINE	RESULT
9/29	at Detroit	M. Hardman fumble (J. Agnew FF; J. Reeves-Maybin FR)	3	KC-36	Fumble
11/3	Minnesota	M. Hardman fumble (M. Hughes FF; H. Hill FR)	3	KC-38	TD

## 2019 REGULAR SEASON - TURNOVERS

<b>Offense:</b>	9 Giveaways 34 Points (5 TD, 0 FG)	<b>Ratio</b>	
<b>Defense:</b>	16 Takeaways 37 Points (4 TD, 3 FG)	+5 (16 takes, 11 gives)	
<b>Special Teams:</b>	2 Giveaways 6 Points (1 TD, 0 FG) 0 Takeaway 0 Points (0 TD, 0 FG)	<b>Points Off Turnovers Ratio</b>	-3 (37 scored, 40 allowed)

## 2019 REGULAR SEASON - INSIDE THE 20

DATE	OPPONENT	OFFENSE	DEFENSE
09/08	at Jacksonville	FG - 28 yards FG - 25 yards TD - Run TD - Pass FG - 35 yards End of Game	FG - 37 yards FG - 23 yards TD - Pass
09/15	at Oakland	TD - Pass Fumble	FG - 29 yards TD - Pass Interception
09/22	Baltimore	TD - Run TD - Pass TD - Pass FG - 36 yards	TD - Run TD - Run TD - Run FG - 39 yards TD - Run
09/29	at Detroit	Missed FG FG - 23 yards TD - Run TD - Run TD - Run	FG - 25 yards TD - Pass Fumble Fumble TD - Pass TD - Pass
10/06	Indianapolis	FG - 29 yards TD - Pass FG - 36 yards	TD - Run FG - 32 yards FG - 32 yards FG - 31 yards FG - 29 yards
10/13	Houston	FG - 41 yards TD - Pass TD - Pass	TD - Pass TD - Run TD - Run Interception TD - Run End of Game
10/17	at Denver	FG - 33 yards FG - 20 yards	TD - Run Missed FG
10/27	Green Bay	FG - 28 yards TD - Run	TD - Pass TD - Run FG - 35 yards TD - Pass
11/03	Minnesota	FG - 24 yards FG - 54 yards	TD - Pass FG - 29 yards TD - Pass TD - Pass
11/10	at Tennessee	TD - Pass FG - 30 yards TD - Pass	TD - Pass TD - Run
11/18	at L.A. Chargers	TD - Run TD - Run	FG - 27 yards FG - 26 yards TD - Pass Interception
12/01	Oakland	--	--
12/08	at New England	--	--
12/15	Denver	--	--
12/22	at Chicago	--	--
12/29	L.A. Chargers	--	--

## OFFENSE DEFENSE

Inside the 20	34	44
Scores	31	37
Touchdowns	17	24
Field Goals	14	13
Total Points in 20	160	202
Fumbles	1	2
Interceptions	0	3
Missed Field Goals	1	1
Lost on Downs	0	0
End of Half/Game	1	1
TDs Outside	15	5

# GOAL TO GO SITUATIONS



## 2019 REGULAR SEASON - GOAL TO GO SITUATIONS

DATE	OPPONENT	OFFENSE	DEFENSE
09/08	at Jacksonville	Field Goal - 25 yards TD - Run TD - Pass	Field Goal - 23 yards
09/15	at Oakland	NONE	TD - Pass Interception
09/22	Baltimore	TD - Run	TD - Run TD - Run TD - Run
09/29	at Detroit	Field Goal - 23 yards TD - Run TD - Run TD - Run	Field Goal - 25 yards Fumble Fumble TD - Pass TD - Pass
10/06	Indianapolis	Field Goal - 36 yards	TD - Run
10/13	Houston	TD - Pass	TD - Run TD - Run Interception TD - Run
10/17	at Denver	Field Goal - 20 yards	TD - Run
10/27	Green Bay	TD - Run	TD - Run Field Goal - 35 yards
11/03	Minnesota	Field Goal - 24 yards	TD - Pass TD - Pass
11/10	at Tennessee	TD - Pass	TD - Pass TD - Run
11/18	at L.A. Chargers	TD - Run	Field Goal - 26 yards TD - Pass
12/01	Oakland	--	--
12/08	at New England	--	--
12/15	Denver	--	--
12/22	at Chicago	--	--
12/29	L.A. Chargers	--	--

## OFFENSE DEFENSE

<b>Goal-To-Go Situations</b>	15	25
<b>Scores</b>	15	21
<b>Touchdowns</b>	10	17
<b>Field Goals</b>	5	4
<b>Total Points</b>	86	129
<b>Fumbles</b>	0	2
<b>Interceptions</b>	0	2
<b>Missed Field Goals</b>	0	0
<b>Lost on Downs</b>	0	0
<b>End of Half/Game</b>	0	0

# BIG RUN PLAYS (10+ YARDS)



## 2019 REGULAR SEASON - BIG RUN PLAYS (10+ YARDS)

DATE	OPPONENT	QTR	CHIEFS PLAYER	YDS.	DOWN	RESULT	QTR	OPP. PLAYER	YDS.	DOWN	RESULT
09/08	at Jacksonville	1	LeSean McCoy	13	2-2-KC 28	Touchdown	1	Leonard	12	1-10-JAX 38	Field Goal
		4	LeSean McCoy	31	1-10-KC 43	Touchdown	3	Fournette	14	3-2-KC 48	Fumble
		4	LeSean McCoy	19	1-10-JAX 47	End Game	3	Leonard	10	3-23-JAX 9	Punt
								Fournette Leonard Fournette			
09/15	at Oakland		NONE				2	Josh Jacobs	12	1-10-OAK 25	Punt
							2	Derek Carr	10	3-11-OAK 36	Punt
							3	Josh Jacobs	51	1-10-OAK 19	Interception
09/22	Baltimore	1	Patrick Mahomes	11	2-9-KC 26	Punt	1	Mark Ingram II	21	2-10-BAL 42	Touchdown
		1	LeSean McCoy	12	1-10-KC 25	Touchdown	3	Gus Edwards	15	1-10-BAL 38	Touchdown
		3	LeSean McCoy	25	1-10-KC 25	Downs	3	Gus Edwards	13	1-10-KC 47	Touchdown
		4	Darrel Williams	41	1-10-KC 25	Field Goal	3	<b>Mark Ingram II</b>	<b>19T</b>	2-10-KC 19	Touchdown
09/29	at Detroit	1	Patrick Mahomes	25	3-6-KC 18	Field Goal	2	Kerryon Johnson	14	1-10-DET 21	Field Goal
		2	LeSean McCoy	39	1-10-KC 30	Touchdown	3	Kerryon Johnson	11	2-5-KC 31	Fumble
		4	Patrick Mahomes	15	4-8-KC 34	Touchdown	3	Kerryon Johnson	13	1-10-KC 20	Fumble
							3	J.D. McKissic	26	2-10-KC 28	Fumble
10/06	Indianapolis						3	Kerryon Johnson	12	1-10-KC 45	Touchdown
							3	Matthew Stafford	11	2-9-KC 32	Touchdown
		4	Patrick Mahomes	14	1-10-KC 25	Field Goal	1	Marlon Mack	30	1-10-KC 36	Touchdown
							1	Jordan Wilkins	10	1-11-KC 11	Touchdown
10/13	Houston						2	Marlon Mack	11	1-10-IND 33	Interception
							3	Marlon Mack	11	2-12-IND 20	Punt
							3	Zach Pascal	12	3-1-IND 44	Punt
		1	LeSean McCoy	15	1-10-HOU 40	Touchdown	1	Carlos Hyde	11	1-10-KC 49	Field Goal
10/17	at Denver	3	LeSean McCoy	17	2-5-HOU 49	Touchdown	2	Carlos Hyde	11	3-1-HOU 48	Touchdown
							3	Carlos Hyde	26	1-10-KC 46	Interception
							4	Duke Johnson	15	1-10-KC 41	Touchdown
							4	Deshaun Watson	10	1-10-KC 44	End Game
10/27	Green Bay	1	LeSean McCoy	19	2-3-KC 32	Touchdown	3	Royce Freeman	14	2-10-DEN 11	Punt
		4	LeSean McCoy	22	1-10-KC 49	Field Goal					
11/03	Minnesota		NONE				3	Jamaal Williams	14	1-10-GB 49	Field Goal
							3	Aaron Rodgers	15	2-10-KC 27	Touchdown
11/10	at Tennessee	3	<b>Damien Williams</b>	<b>91T</b>	2-4-KC 9	Touchdown	4	Dalvin Cook	12	2-10-MIN 40	Touchdown
							4	Stefon Diggs	12	2-3-KC 41	Touchdown
11/18	at L.A. Chargers	1	Damien Williams	15	1-10-TEN 39	Touchdown	2	Derrick Henry	12	1-10-TEN 22	Punt
		1	Damien Williams	10	1-10-TEN 13	Touchdown	3	<b>Derrick Henry</b>	<b>68T</b>	2-4-TEN 32	Touchdown
		2	Sammy Watkins	11	1-10-KC 28	Fumble	4	Ryan Tannehill	12	3-10-TEN 34	Touchdown
		4	Damien Williams	10	1-10-KC 26	Field Goal	4	Derrick Henry	12	1-10-TEN 46	Touchdown
12/01	Oakland						4	Derrick Henry	14	2-3-KC 15	Touchdown
							4	Derrick Henry	14	1-10-TEN 25	Downs
							4	Ryan Tannehill	18	1-10-TEN 39	Touchdown
12/08	at New England	1	Patrick Mahomes	24	3-7-KC 18	Interception	1	Melvin Gordon III	21	1-10-KC 48	Missed FG
		3	Patrick Mahomes	20	3-2-KC 35	Touchdown	2	Melvin Gordon III	11	2-4-LAC 14	Interception
		4	Patrick Mahomes	15	3-6-KC 37	Punt	2	Austin Ekeler	18	1-10-KC 26	Field Goal
12/15	Denver	--	--	--	--	--	--	--	--	--	--
12/22	at Chicago	--	--	--	--	--	--	--	--	--	--
12/29	L.A. Chargers	--	--	--	--	--	--	--	--	--	--

TOTALS

23 - 514 (22.3), 1 TDS

41 - 678 (16.5), 2 TDS

# BIG PASS PLAYS (20+ YARDS)



## 2019 REGULAR SEASON - BIG PASS PLAYS (20+ YARDS)

DATE	OPPONENT	QTR	CHIEFS PLAYER	YDS.	DOWN	RESULT	QTR	OPP. PLAYER	YDS.	DOWN	RESULT
09/08	at Jaguars	1	<b>Patrick Mahomes -&gt; Sammy Watkins</b>	<b>68T</b>	3-3-KC 32	Touchdown	1	Nick Foles -> Chris Conley	21	3-18-JAX 17	Touchdown
		1	Patrick Mahomes -> Travis Kelce	42	1-10-KC 21	Field Goal	1	<b>Nick Foles -&gt; DJ Chark Jr.</b>	<b>35T</b>	3-8-KC 35	Touchdown
		1	Patrick Mahomes -> Sammy Watkins	21	1-10-JAX 37	Field Goal	2	Gardner Minshew II -> Chris Conley	20	2-7-KC 47	Field Goal
		1	<b>Patrick Mahomes -&gt; Sammy Watkins</b>	<b>49T</b>	1-10-JAX 49	Touchdown	2	Gardner Minshew II -> DJ Chark Jr.	69	1-10-JAX 25	Field Goal
		2	Patrick Mahomes -> Travis Kelce	41	1-10-KC 25	Field Goal	4	Gardner Minshew II -> DJ Chark Jr.	35	1-10-JAX 35	Touchdown
		2	Patrick Mahomes -> Sammy Watkins	22	2-7-JAX 31	Field Goal	4	<b>Gardner Minshew II -&gt; Chris Conley</b>	<b>21T</b>	1-10-KC 21	Touchdown
09/15	at Raiders	2	<b>Patrick Mahomes -&gt; Demarcus Robinson</b>	<b>44T</b>	1-10-OAK 44	Touchdown	1	Derek Carr -> Derek Carrier	25	3-3-OAK 32	Field Goal
		2	<b>Patrick Mahomes -&gt; Mecole Hardman</b>	<b>42T</b>	3-20-OAK 42	Touchdown	2	Derek Carr -> DeAndre Washington	20	1-10-OAK 48	End Half
		2	Patrick Mahomes -> Damien Williams	32	2-11-KC 5	Touchdown					
		2	Patrick Mahomes -> Demarcus Robinson	43	1-10-KC 37	Touchdown					
		2	<b>Patrick Mahomes -&gt; Travis Kelce</b>	<b>27T</b>	2-17-OAK 27	Touchdown					
		2	<b>Patrick Mahomes -&gt; Demarcus Robinson</b>	<b>39T</b>	1-10-OAK 39	Touchdown					
		3	Patrick Mahomes -> Demarcus Robinson	28	1-10-KC 22	Punt					
		4	Patrick Mahomes -> Travis Kelce	34	3-4-KC 30	End Game					
09/22	Ravens	1	Patrick Mahomes -> Travis Kelce	20	1-10-KC 37	Punt	1	Lamar Jackson -> Nick Boyle	23	2-7-BAL 19	Touchdown
		1	Patrick Mahomes -> Travis Kelce	21	2-10-KC 37	Touchdown	4	Lamar Jackson -> Seth Roberts	25	4-5-KC 27	Touchdown
		2	<b>Patrick Mahomes -&gt; Mecole Hardman</b>	<b>83T</b>	1-10-KC 17	Touchdown	4	Lamar Jackson -> Marquise Brown	31	1-10-BAL 37	Field Goal
		3	Patrick Mahomes -> Sammy Watkins	36	1-10-KC 20	Touchdown	4	Lamar Jackson -> Willie Snead IV	23	3-17-KC 39	Field Goal
09/29	at Lions	1	Patrick Mahomes -> Deon Yelder	24	1-10-KC 37	Missed FG	1	Matthew Stafford -> Kenny Golladay	33	2-5-DET 30	Field Goal
		1	Patrick Mahomes -> Sammy Watkins	30	1-10-DET 44	Field Goal	1	Matthew Stafford -> Marvin Jones Jr.	33	3-9-KC 44	Touchdown
		2	Patrick Mahomes -> Darrel Williams	30	2-10-KC 44	Field Goal	3	Matthew Stafford -> Kerryon Johnson	22	1-10-DET 25	Field Goal
		4	Patrick Mahomes -> Travis Kelce:10 -> LeSean McCoy:23	33	2-12-DET 46	Touchdown	4	Matthew Stafford -> Marvin Hall	34	2-4-KC 43	Touchdown
							4	Matthew Stafford -> Marvin Jones Jr.	25	1-10-DET 25	End Game
10/06	Colts	1	Patrick Mahomes -> Byron Pringle	28	2-8-IND 41	Field Goal		NONE			
		2	<b>Patrick Mahomes -&gt; Byron Pringle</b>	<b>27T</b>	3-18-IND 27	Touchdown					
		2	Patrick Mahomes -> LeSean McCoy	21	1-10-IND 46	Fumble					
		3	Patrick Mahomes -> Mecole Hardman	31	2-6-KC 24	Punt					
		4	Patrick Mahomes -> Byron Pringle	27	3-28-KC 7	Downs					
		4	Patrick Mahomes -> Travis Kelce	24	1-10-IND 32	Field Goal					
10/13	Texans	1	Patrick Mahomes -> Darrel Williams	52	3-6-KC 13	Touchdown	2	Deshaun Watson -> Keke Coutee	23	2-9-HOU 21	Touchdown
		1	<b>Patrick Mahomes -&gt; Tyreek Hill</b>	<b>46T</b>	3-21-HOU 46	Touchdown	4	Deshaun Watson -> Jordan Akins	23	2-1-HOU 25	Touchdown
10/17	at Broncos	1	<b>Patrick Mahomes -&gt; Mecole Hardman</b>	<b>21T</b>	3-2-DEN 21	Touchdown	1	Joe Flacco -> Andy Janovich	22	1-10-KC 35	Touchdown
		3	<b>Matt Moore -&gt; Tyreek Hill</b>	<b>57T</b>	1-10-KC 43	Touchdown	2	Joe Flacco -> Courtland Sutton	41	1-10-DEN 25	Missed FG
10/27	Packers	2	<b>Matt Moore -&gt; Travis Kelce</b>	<b>29T</b>	1-10-GB 29	Touchdown	1	Aaron Rodgers -> Jake Kumerow	34	3-9-KC 45	Touchdown
		2	<b>Matt Moore -&gt; Mecole Hardman</b>	<b>30T</b>	1-10-GB 30	Touchdown	1	Aaron Rodgers -> Aaron Jones	50	2-10-GB 40	Touchdown
		2	Matt Moore -> Tyreek Hill	21	2-10-KC 29	Field Goal	4	<b>Aaron Rodgers -&gt; Aaron Jones</b>	<b>67T</b>	2-2-GB 33	Touchdown
		2	Matt Moore -> Mecole Hardman	25	1-10- 50	Field Goal					
		4	Matt Moore -> Sammy Watkins	25	1-10-GB 46	Touchdown					
11/03	Vikings	1	<b>Matt Moore -&gt; Tyreek Hill</b>	<b>40T</b>	2-10-MIN 40	Touchdown	1	Kirk Cousins -> Laquon Treadwell	26	3-7-MIN 40	Touchdown
		3	Matt Moore -> Tyreek Hill	30	1-10-KC 45	Field Goal	2	Kirk Cousins -> Irv Smith Jr.	21	2-6-MIN 36	Field Goal
		4	Matt Moore -> Tyreek Hill	41	1-10-KC 40	Field Goal	3	Kirk Cousins -> C.J. Ham	32	2-8-MIN 22	Punt
							4	Kirk Cousins -> Dalvin Cook	22	2-9-KC 28	Touchdown
11/10	at Titans	2	Patrick Mahomes -> Tyreek Hill	29	3-10-KC 41	Field Goal	1	Ryan Tannehill -> Tajaé Sharpe	20	2-13-TEN 22	Punt
		3	Patrick Mahomes -> Demarcus Robinson	20	1-10-KC 38	Touchdown	2	Ryan Tannehill -> Kalif Raymond	52	1-10-TEN 27	Touchdown
		4	<b>Patrick Mahomes -&gt; Mecole Hardman</b>	<b>63T</b>	3-9-KC 37	Touchdown	4	Ryan Tannehill -> Anthony Firkser	20	2-10-KC 43	Touchdown
		4	Patrick Mahomes -> Tyreek Hill	39	2-8-KC 38	Field Goal	4	<b>Ryan Tannehill -&gt; Adam Humphries</b>	<b>23T</b>	1-10-KC 23	Touchdown
		4	Patrick Mahomes -> Demarcus Robinson	23	1-10-KC 38	Blocked FG					
11/18	at Chargers	2	Patrick Mahomes -> Travis Kelce	31	2-4-KC 43	Field Goal	1	Philip Rivers -> Austin Ekeler	37	1-10-KC 49	Field Goal
		3	<b>Patrick Mahomes -&gt; Travis Kelce</b>	<b>23T</b>	1-10-LAC 23	Touchdown	2	Philip Rivers -> Keenan Allen	30	2-6-LAC 44	Interception
							2	Philip Rivers -> Mike Williams	26	3-2-LAC 33	Field Goal
							4	Philip Rivers -> Mike Williams	50	3-15-LAC 25	Interception
12/01	Raiders	--	--	--	--	--	--	--	--	--	--
12/08	at Patriots	--	--	--	--	--	--	--	--	--	--
12/15	Broncos	--	--	--	--	--	--	--	--	--	--
12/22	at Bears	--	--	--	--	--	--	--	--	--	--
12/29	Chargers	--	--	--	--	--	--	--	--	--	--

**TOTALS 47 - 1,612 (34.3), 16 TDS**

**36 - 1,114 (30.9), 4 TDS**

# ADVANCES CHART



## 2019 REGULAR SEASON CHIEFS ADVANCES

DATE	OPPONENT	RUSHES	COMPLETIONS	ADVANCES	OUTCOME
09/08	at Jacksonville	26	25	51	W 40-26
09/15	at Oakland	22	30	52	W 28-10
09/22	Baltimore	25	27	52	W 33-28
09/29	at Detroit	25	24	49	W 34-30
10/06	Indianapolis	14	22	36	L 19-13
10/13	Houston	11	19	30	L 31-24
10/17	at Denver	27	20	47	W 30-6
10/27	Green Bay	20	24	44	L 31-24
11/03	Minnesota	18	25	43	W 26-23
11/10	at Tennessee	25	36	61	L 35-32
11/18	at L.A. Chargers	27	19	46	W 24-17
12/01	Oakland	--	--	--	--
12/08	at New England	--	--	--	--
12/15	Denver	--	--	--	--
12/22	at Chicago	--	--	--	--
12/29	L.A. Chargers	--	--	--	--
<b>TOTALS</b>		<b>240</b>	<b>271</b>	<b>511</b>	

## 2019 REGULAR SEASON OPPONENT ADVANCES

DATE	OPPONENT	RUSHES	COMPLETIONS	ADVANCES	OUTCOME
09/08	at Jacksonville	16	27	43	W 40-26
09/15	at Oakland	19	23	42	W 28-10
09/22	Baltimore	32	22	54	W 33-28
09/29	at Detroit	35	21	56	W 34-30
10/06	Indianapolis	45	18	63	L 19-13
10/13	Houston	41	30	71	L 31-24
10/17	at Denver	21	21	42	W 30-6
10/27	Green Bay	26	23	49	L 31-24
11/03	Minnesota	27	19	46	W 26-23
11/10	at Tennessee	26	13	39	L 35-32
11/18	at L.A. Chargers	19	28	47	W 24-17
12/01	Oakland	--	--	--	--
12/08	at New England	--	--	--	--
12/15	Denver	--	--	--	--
12/22	at Chicago	--	--	--	--
12/29	L.A. Chargers	--	--	--	--
<b>TOTALS</b>		<b>307</b>	<b>245</b>	<b>552</b>	

### CHIEFS RECORD WHEN:

Having 45 or more advances	6 - 1
Having 50 or more advances	3 - 1
Having less than 45 advances	1 - 3
Having less than 50 advances	4 - 3
Allowing 45 or more advances	4 - 3
Allowing 50 or more advances	2 - 2
Allowing less than 45 advances	3 - 1
Allowing less than 50 advances	5 - 2

NOTE: Advances equal to all rushing attempts plus completions.

# SCORING DRIVES



## CHIEFS 2019 REGULAR SEASON SCORING DRIVES

DATE	OPPONENT	ACQUIRED	DRIVE START	PLAYS	YARDS	Q	TIME	FIRST DOWNS	SCORING PLAY	KC	OPP
09/08	at Jacksonville	Kickoff	KC 25	3	75	Q1	1:36	1	S. Watkins: 68-yard pass from P. Mahomes	7	0
		Punt	KC 21	6	70	Q1	2:47	2	H. Butker: 28-yard FG	10	0
		Kickoff	KC 20	5	80	Q1	2:47	3	S. Watkins: 49-yard pass from P. Mahomes	17	7
		Kickoff	KC 25	7	68	Q2	3:40	2	H. Butker: 25-yard FG	20	10
		Kickoff	KC 25	10	47	Q2	3:58	3	H. Butker: 46-yard FG	23	13
		Fumble	KC 40	12	60	Q3	6:25	7	D. Williams: 1-yard run	30	13
		Punt	KC 33	8	67	Q3	4:19	4	Q4: S. Watkins: 3-yard pass from P. Mahomes	37	13
09/15	at Oakland	Interception	JAX 12	4	-5	Q4	1:41	0	H. Butker: 35-yard FG	40	19
		Punt	KC 28	3	72	Q1	1:10	3	Q2: D. Robinson: 44-yard pass from P. Mahomes	7	10
		Punt	KC 5	14	95	Q2	6:32	6	M. Hardman: 42-yard pass from P. Mahomes	14	10
		Punt	KC 6	5	94	Q2	1:52	3	T. Kelce: 27-yard pass from P. Mahomes	21	10
09/22	Baltimore	Punt	OAK 39	1	39	Q2	0:07	1	D. Robinson: 39-yard pass from P. Mahomes	28	10
		Kickoff	KC 25	11	75	Q1	5:06	6	Q2: L. McCoy: 1-yard run	7	6
		Downs	BAL 47	5	47	Q2	2:43	3	D. Robinson: 18-yard pass from P. Mahomes	14	6
		Punt	KC 4	3	96	Q2	1:27	2	M. Hardman: 83-yard pass from P. Mahomes	20	6
		Punt	KC 17	9	59	Q2	1:13	3	H. Butker: 42-yard FG	23	6
		Punt	KC 20	8	80	Q3	4:14	4	L. McCoy: 14-yard pass from P. Mahomes	30	13
09/29	at Detroit	Kickoff	KC 25	7	57	Q4	2:03	3	H. Butker: 36-yard FG	33	22
		Kickoff	KC 14	10	81	Q1	3:53	4	Q2: H. Butker: 23-yard FG	3	10
		Punt	KC 30	7	70	Q2	3:57	5	L. McCoy: 1-yard run	10	10
		Kickoff	KC 25	6	49	Q2	1:01	2	H. Butker: 44-yard FG	13	13
		Kickoff	KC 25	9	75	Q3	4:01	5	Q4: D. Williams: 1-yard run	27	23
		Kickoff	KC 21	13	79	Q4	2:06	7	D. Williams: 1-yard run	34	30
10/06	Indianapolis	Kickoff	KC 25	12	64	Q1	5:58	4	H. Butker: 29-yard FG	3	0
		Kickoff	KC 25	11	75	Q1	4:36	5	Q2: B. Pringle: 27-yard pass from P. Mahomes	10	7
		Kickoff	KC 25	7	57	Q4	1:11	5	H. Butker: 36-yard FG	13	19
10/13	Houston	Kickoff	KC 9	6	91	Q1	3:18	2	T. Hill: 46-yard pass from P. Mahomes	7	0
		Fumble	HOU 18	4	-5	Q1	1:17	0	H. Butker: 41-yard FG	10	0
		Kickoff	KC 10	9	90	Q1	4:18	6	D. Williams: 14-yard pass from P. Mahomes	17	3
		Missed FG	KC 36	10	64	Q3	4:25	5	T. Hill: 6-yard pass from P. Mahomes	24	23
10/17	at Denver	Kickoff	KC 25	8	75	Q1	4:56	3	M. Hardman: 21-yard pass from P. Mahomes	7	6
		Punt	DEN 21	4	6	Q1	1:31	0	H. Butker: 33-yard FG	10	6
		Downs	DEN 38	13	37	Q2	6:53	3	H. Butker: 20-yard FG	13	6
		Punt	KC 27	2	73	Q3	0:40	2	T. Hill: 57-yard pass from M. Moore	27	6
		Downs	KC 49	5	30	Q4	3:06	1	H. Butker: 39-yard FG	30	6
10/27	Green Bay	Kickoff	KC 11	12	89	Q1	6:14	5	Q2: T. Kelce: 29-yard pass from M. Moore	7	14
		Punt	KC 38	5	62	Q2	1:50	3	M. Hardman: 30-yard pass from M. Moore	14	14
		Punt	KC 16	11	74	Q2	3:03	4	H. Butker: 28-yard FG	17	14
		Kickoff	KC 25	10	75	Q4	4:56	6	D. Williams: 3-yard run	24	24
11/03	Minnesota	Punt	KC 33	7	67	Q1	3:15	3	T. Hill: 40-yard pass from M. Moore	7	0
		Punt	KC 9	17	85	Q2	8:56	7	H. Butker: 24-yard FG	10	7
		Punt	KC 3	2	97	Q3	0:48	1	D. Williams: 91-yard run	17	16
		Punt	KC 34	7	39	Q3	2:58	2	H. Butker: 45-yard FG	20	16
		Punt	KC 26	8	38	Q4	4:05	2	H. Butker: 54-yard FG	23	23
		Punt	MIN 45	5	19	Q4	1:47	1	H. Butker: 44-yard FG	26	23
11/10	at Tennessee	Kickoff	KC 31	12	69	Q1	5:41	6	T. Kelce: 3-yard pass from P. Mahomes	7	0
		Fumble	TEN 20	4	8	Q1	3:05	0	H. Butker: 30-yard FG	10	0
		Kickoff	KC 25	10	52	Q2	5:02	2	H. Butker: 41-yard FG	13	13
		Punt	KC 23	10	77	Q3	5:40	6	T. Hill: 11-yard pass from P. Mahomes	19	13
		Kickoff	KC 25	10	50	Q3	4:00	3	H. Butker: 43-yard FG	22	20
		Punt	KC 21	5	79	Q4	2:06	2	M. Hardman: 63-yard pass from P. Mahomes	29	20
11/18	at L.A. Chargers	Kickoff	KC 26	7	53	Q4	3:12	2	H. Butker: 39-yard FG	32	27
		Interception	LAC 6	1	6	Q2	0:05	1	L. McCoy: 6-yard run	7	3
		Kickoff	KC 25	9	52	Q2	3:18	2	H. Butker: 41-yard FG	10	6
		Kickoff	KC 25	9	75	Q3	5:31	5	D. Williams: 6-yard run	17	9
12/01	Oakland	Punt	KC 46	6	54	Q3	3:20	4	T. Kelce: 23-yard pass from P. Mahomes	24	9
		--	--	--	--	--	--	--	--	--	--
12/08	at New England	--	--	--	--	--	--	--	--	--	--
12/15	Denver	--	--	--	--	--	--	--	--	--	--
12/22	at Chicago	--	--	--	--	--	--	--	--	--	--
12/29	L.A. Chargers	--	--	--	--	--	--	--	--	--	--
<b>AVG</b>				<b>7.6</b>	<b>60.8</b>	<b>3:23.20</b>	<b>3.3</b>				
<b>TOTALS</b>				<b>424</b>	<b>3,407</b>	<b>189:39</b>	<b>182</b>				

# OPPONENTS SCORING DRIVES



## CHIEFS OPPONENTS 2019 REGULAR SEASON SCORING DRIVES

DATE	OPPONENT	ACQUIRED	DRIVE START	PLAYS	YARDS	Q	TIME	FIRST DOWNS	SCORING PLAY	KC	OPP
09/08	at Jacksonville	Kickoff	JAX 25	7	75	Q1	3:34	4	D. Chark Jr.: 35-yard pass from N. Foles	10	7
		Kickoff	JAX 25	9	56	Q1	6:00	3	Q2: J. Lambo: 37-yard FG	17	10
		Kickoff	JAX 25	5	70	Q2	3:34	1	J. Lambo: 23-yard FG	20	13
		Kickoff	JAX 21	7	79	Q4	3:24	4	D. Westbrook: 15-yard pass from G. Minshew II	37	19
		Kickoff	JAX 25	6	75	Q4	1:38	4	C. Conley: 21-yard pass from G. Minshew II	40	26
09/15	at Oakland	Kickoff	OAK 25	10	65	Q1	4:39	3	D. Carlson: 29-yard FG	0	3
		Punt	OAK 26	6	74	Q1	2:38	4	T. Williams: 4-yard pass from D. Carr	0	10
09/22	Baltimore	Punt	BAL 16	14	84	Q1	6:30	6	M. Ingram II: 2-yard run	0	6
		Kickoff	BAL 25	9	75	Q3	4:25	5	M. Ingram II: 19-yard run	23	13
		Kickoff	BAL 25	13	75	Q3	4:45	5	Q4: M. Ingram II: 1-yard run	30	19
		Punt	BAL 20	10	59	Q4	4:01	3	J. Tucker: 39-yard FG	30	22
		Kickoff	BAL 30	9	70	Q4	2:35	6	L. Jackson: 9-yard run	33	28
09/29	at Detroit	Kickoff	DET 25	10	68	Q1	5:38	3	M. Prater: 25-yard FG	0	3
		Missed FG	DET 26	7	74	Q1	2:34	4	T. Hockenson: 5-yard pass from M. Stafford	0	10
		Kickoff	DET 21	8	50	Q2	3:10	3	M. Prater: 48-yard FG	10	13
		Kickoff	DET 25	7	40	Q3	2:49	2	M. Prater: 53-yard FG	20	16
		Fumble	KC 45	8	45	Q3	3:40	4	K. Golladay: 9-yard pass from M. Stafford	20	23
		Punt	DET 21	9	79	Q4	4:16	4	K. Golladay: 6-yard pass from M. Stafford	27	30
10/06	Indianapolis	Kickoff	IND 30	11	70	Q1	5:18	6	J. Brissett: 1-yard run	3	7
		Kickoff	IND 25	7	61	Q2	2:56	2	A. Vinatieri: 32-yard FG	10	10
		Punt	IND 12	11	74	Q2	1:34	4	A. Vinatieri: 32-yard FG	10	13
		Punt	KC 48	14	35	Q3	8:34	3	Q4: A. Vinatieri: 31-yard FG	10	16
		Downs	KC 33	7	21	Q4	2:35	1	A. Vinatieri: 29-yard FG	10	19
10/13	Houston	Kickoff	HOU 25	12	49	Q1	4:33	4	K. Fairbairn: 44-yard FG	10	3
		Kickoff	HOU 25	10	75	Q1	4:13	5	Q2: D. Johnson: 11-yard pass from D. Watson	17	9
		Interception	HOU 20	12	80	Q2	5:36	6	C. Hyde: 2-yard run	17	16
		Fumble	KC 3	1	3	Q2	0:07	1	D. Watson: 3-yard run	17	23
		Punt	HOU 7	12	93	Q4	8:32	7	D. Watson: 1-yard run	24	33
10/17	at Denver	Kickoff	DEN 25	10	75	Q1	5:54	6	R. Freeman: 1-yard run	0	6
10/27	Green Bay	Kickoff	GB 26	10	74	Q1	6:17	4	A. Jones: 4-yard pass from A. Rodgers	0	7
		Missed FG	GB 40	4	60	Q1	2:02	2	J. Williams: 1-yard run	0	14
		Punt	GB 11	15	72	Q3	8:33	6	M. Crosby: 35-yard FG	17	17
		Fumble	KC 27	5	27	Q3	2:22	2	Q4: J. Williams: 3-yard pass from A. Rodgers	17	24
		Kickoff	GB 25	2	75	Q4	0:59	1	A. Jones: 67-yard pass from A. Rodgers	24	31
11/03	Minnesota	Kickoff	MIN 25	12	75	Q1	5:31	5	O. Johnson: 4-yard pass from K. Cousins	7	7
		Punt	MIN 32	12	57	Q2	1:36	3	D. Bailey: 29-yard FG	10	10
		Fumble	KC 38	5	38	Q3	3:01	2	A. Abdullah: 16-yard pass from K. Cousins	10	16
		Kickoff	MIN 25	11	75	Q3	4:31	5	Q4: K. Rudolph: 3-yard pass from K. Cousins	20	23
11/10	at Tennessee	Punt	TEN 27	4	73	Q2	1:34	3	A. Firkser: 9-yard pass from R. Tannehill	10	7
		Kickoff	TEN 26	2	74	Q3	0:56	1	D. Henry: 68-yard run	19	20
		Kickoff	TEN 25	10	75	Q4	5:28	6	D. Henry: 1-yard run	29	27
		Downs	TEN 39	4	61	Q4	0:58	3	A. Humphries: 23-yard pass from R. Tannehill	32	35
11/18	at L.A. Chargers	Kickoff	LAC 23	9	68	Q1	5:29	3	M. Badgley: 27-yard FG	0	3
		Kickoff	LAC 25	9	67	Q2	3:44	3	M. Badgley: 26-yard FG	7	6
		Kickoff	LAC 25	9	44	Q2	1:43	3	M. Badgley: 49-yard FG	10	9
		Kickoff	LAC 25	6	75	Q3	3:12	4	K. Allen: 7-yard pass from P. Rivers	24	19
12/01	Oakland	--	--	--	--	--	--	--	--	--	--
12/08	at New England	--	--	--	--	--	--	--	--	--	--
12/15	Denver	--	--	--	--	--	--	--	--	--	--
12/22	at Chicago	--	--	--	--	--	--	--	--	--	--
12/29	L.A. Chargers	--	--	--	--	--	--	--	--	--	--
<b>AVG</b>				<b>8.5</b>	<b>63.9</b>	<b>3:51.70</b>		<b>3.7</b>			
<b>TOTALS</b>				<b>390</b>	<b>2,939</b>	<b>177:38</b>		<b>169</b>			

## 2019 Regular Season (As of November 25, 2019)

### PASSING

#### 500 YARDS PASSING

KC	11/5/2000	@ Oakland	504 yards	Elvis Grbac	
Opp	12/6/1990	@ Houston Oilers	527 yards	Warren Moon	

#### 400 YARDS PASSING

KC	11/10/2019	@ Tennessee	446 yards	Patrick Mahomes	
Opp	11/19/2018	@ L.A. Rams	413 yards	Jared Goff	

#### 300 YARDS PASSING

KC	11/10/2019	@ Tennessee	446 yards	Patrick Mahomes	
Opp	11/18/2019	@ L.A. Chargers	353 yards	Philip Rivers	

#### 400 NET PASSING YARDS

KC	11/10/2019	@ Tennessee	433 yards 0 yards	Patrick Mahomes Dustin Colquitt	
Opp	10/7/2018	vs. Jacksonville	401 yards	Blake Bortles	

#### 300 NET PASSING YARDS

KC	11/10/2019	@ Tennessee	433 yards 0 yards	Patrick Mahomes Dustin Colquitt	
Opp	11/18/2019	@ L.A. Chargers	345 yards	Philip Rivers	

#### SIX TOUCHDOWN PASSES

KC	11/19/2018	@ L.A. Rams	6 tds	Patrick Mahomes: (25, 21, 8, 4, 73, 10)	
----	------------	-------------	-------	--	--

Opp	* Never Has Happened *				
-----	------------------------	--	--	--	--

#### FIVE TOUCHDOWN PASSES

KC	11/19/2018	@ L.A. Rams	6 tds	Patrick Mahomes: (25, 21, 8, 4, 73, 10)	
----	------------	-------------	-------	--	--

Opp	10/8/2017	@ Houston	5 tds	Deshaun Watson: (1, 34, 48, 9, 6)	
-----	-----------	-----------	-------	--------------------------------------	--

#### FOUR TOUCHDOWN PASSES

KC	9/15/2019	@ Oakland	4 tds	Patrick Mahomes: (44, 42, 27, 39)	
----	-----------	-----------	-------	--------------------------------------	--

Opp	11/19/2018	@ L.A. Rams	4 tds	Jared Goff: (7, 4, 7, 40)	
-----	------------	-------------	-------	------------------------------	--

#### THREE TOUCHDOWN PASSES

KC	11/10/2019	@ Tennessee	3 tds	Patrick Mahomes: (3, 11, 63)	
----	------------	-------------	-------	---------------------------------	--

Opp	11/3/2019	vs. Minnesota	3 tds	Kirk Cousins: (4, 16, 3)	
-----	-----------	---------------	-------	-----------------------------	--

#### FOUR INTERCEPTIONS THROWN

KC	12/13/2009	vs. Buffalo	4 ints	Matt Cassel	
Opp	11/18/2019	@ L.A. Chargers	4 ints	Philip Rivers	

#### THREE INTERCEPTIONS THROWN

KC	11/19/2018	@ L.A. Rams	3 ints	Patrick Mahomes	
Opp	11/18/2019	@ L.A. Chargers	4 ints	Philip Rivers	

#### TWO INTERCEPTIONS THROWN

KC	11/19/2018	@ L.A. Rams	3 ints	Patrick Mahomes	
Opp	11/18/2019	@ L.A. Chargers	4 ints	Philip Rivers	

### RUSHING

#### 300 YARDS RUSHER

KC	* Never Has Happened *				
Opp	* Never Has Happened *				

#### 200 YARDS RUSHER

KC	12/23/2012	vs. Indianapolis	226 yards	Jamaal Charles	
Opp	12/20/2009	vs. Cleveland	286 yards	Jerome Harrison	

#### 100 YARDS RUSHER

KC	11/3/2019	vs. Minnesota	125 yards	Damien Williams	
Opp	11/10/2019	@ Tennessee	188 yards	Derrick Henry	

#### TWO 100-YARD RUSHERS

KC	12/23/2012	vs. Indianapolis	226 yards 101 yards	Jamaal Charles Peyton Hillis	
Opp	10/19/2008	vs. Tennessee	168 yards 149 yards	Chris Johnson LenDale White	

#### FIVE TOUCHDOWNS RUSHING

KC	* Never Has Happened *				
Opp	12/7/2003	@ Denver	5 tds	Clinton Portis: (11, 1, 59, 28, 53)	

## FOUR TOUCHDOWNS RUSHING

KC	10/24/2004	vs. Atlanta	4 tds 4 tds	Priest Holmes: (1, 2, 2, 15) Derrick Blaylock: (1, 7, 3, 2)	
Opp	12/7/2003	@ Denver	5 tds	Clinton Portis: (11, 1, 59, 28, 53)	

## THREE TOUCHDOWNS RUSHING

KC	9/28/2015	@ Green Bay	3 tds	Jamaal Charles: (9, 4, 7)	
Opp	9/22/2019	vs. Baltimore	3 tds	Mark Ingram II: (2, 19, 1)	

## TWO TOUCHDOWNS RUSHING

KC	9/29/2019	@ Detroit	2 tds	Darrel Williams: (1, 1)	
Opp	11/10/2019	@ Tennessee	2 tds	Derrick Henry: (68, 1)	

## TWO PLAYERS WITH TWO TD RUSHING

KC	10/24/2004	vs. Atlanta	4 tds 4 tds	Derrick Blaylock: (1, 7, 3, 2) Priest Holmes: (1, 2, 2, 15)	
Opp				* Never Has Happened *	

## RECEIVING

### TWO 100-YARD RECEIVERS

KC	9/15/2019	@ Oakland	172 yards 107 yards	Demarcus Robinson Travis Kelce	
Opp	9/16/2018	@ Pittsburgh	138 yards 121 yards	Jesse James Juju Smith-Schuster	

### 200 YARDS RECEIVER

KC	11/19/2018	@ L.A. Rams	215 yards	Tyreek Hill	
Opp	10/19/2017	@ Oakland	210 yards	Amari Cooper	

### 100 YARDS RECEIVER

KC	11/10/2019	@ Tennessee	157 yards	Tyreek Hill	
Opp	11/18/2019	@ L.A. Chargers	108 yards	Austin Ekeler	

## FOUR TOUCHDOWNS RECEPTIONS

KC	12/15/2013	@ Oakland	4 tds	Jamaal Charles: (71, 39, 16, 49)	
Opp	12/1/2013	vs. Denver	4 tds	Eric Decker: (41, 37, 15, 1)	

## THREE TOUCHDOWNS RECEPTIONS

KC	9/8/2019	@ Jacksonville	3 tds	Sammy Watkins: (68, 49, 3)	
Opp	10/8/2017	@ Houston	3 tds	DeAndre Hopkins: (1, 34, 6)	

## TWO TOUCHDOWNS RECEPTIONS

KC	10/13/2019	vs. Houston	2 tds	Tyreek Hill: (46, 6)	
Opp	10/27/2019	vs. Green Bay	2 tds	Aaron Jones: (4, 67)	

## TWO PLAYERS WITH TWO TD RECEPTIONS

KC	11/19/2018	@ L.A. Rams	2 tds 2 tds	Tyreek Hill: (25, 73) Chris Conley: (8, 10)	
Opp	10/8/2017	@ Houston	3 tds 2 tds	DeAndre Hopkins: (1, 34, 6) Will Fuller V: (48, 9)	

## COMBINED YARDS AND TOUCHDOWNS

### 100-YARD RUSHER AND 300-YARD PASSER

KC	10/1/2018	@ Denver	121 yards 304 yards	Kareem Hunt Patrick Mahomes	
Opp	10/14/2018	@ New England	106 yards 340 yards	Sony Michel Tom Brady	

### 100-YARD RECEIVER AND 300-YARD PASSER

KC	11/10/2019	@ Tennessee	157 yards 446 yards	Tyreek Hill Patrick Mahomes	
----	------------	-------------	------------------------	--------------------------------	--

# THE LAST TIME



Opp	11/18/2019	@ L.A. Chargers	108 yards 353 yards	Austin Ekeler Philip Rivers	
<b>100 YARDS RUSHING AND RECEIVING</b>					
KC	11/3/2019	vs. Minnesota	125 yards 140 yards	Damien Williams Tyreek Hill	
Opp	12/23/2018	@ Seattle	116 yards 126 yards	Chris Carson Doug Baldwin	
<b>100-YARD RUSHER, 300-YARD PASSER, 100-YARD RECEIVER</b>					
KC	9/7/2017	@ New England	148 yards 368 yards 133 yards	Kareem Hunt Alex Smith Tyreek Hill	
Opp	12/1/2013	vs. Denver	117 yards 403 yards 174 yards	Montee Ball Peyton Manning Eric Decker	
<b>DEFENSE</b>					
<b>INTERCEPTED PASS RETURNED FOR A TOUCHDOWN</b>					
KC	12/30/2018	vs. Oakland	54 yards	Daniel Sorensen	(5:54) (Shotgun) 4-D.Carr pass short right intended for 87-J.Cook INTERCEPTED by 49-D.Sorensen at KC 46. 49-D.Sorensen for 54 yards, TOUCHDOWN.
Opp	11/19/2018	@ L.A. Rams	25 yards	Samson Ebukam	(2:24) (Shotgun) 15-P.Mahomes pass short right intended for 84-D.Harris INTERCEPTED by 50-S.Ebukam at KC 25. 50-S.Ebukam for 25 yards, TOUCHDOWN.
<b>FUMBLE RETURNED FOR A TOUCHDOWN</b>					
KC	10/17/2019	@ Denver	5 yards	Reggie Ragland	(7:17) 5-J.Flacco sacked at DEN 17 for -9 yards (53-A.Hitchens). FUMBLES (53-A.Hitchens) [53-A.Hitchens], RECOVERED by KC-59-R.Ragland at DEN 5. 59-R.Ragland for 5 yards, TOUCHDOWN.
Opp	11/10/2019	@ Tennessee	53 yards	Rashaan Evans	(6:28) (Shotgun) 26-Dam.Williams up the middle to TEN 45 for -1 yards (51-D.Long). FUMBLES (51-D.Long), RECOVERED by TEN-54-R.Evans at TEN 47. 54-R.Evans for 53 yards, TOUCHDOWN.
<b>SAFETY SCORED</b>					
KC	11/27/2016	@ Denver	(6:20) (Shotgun) 13-T.Siemian sacked at DEN 0 for -8 yards (50-J.Houston). FUMBLES (50-J.Houston) [50-J.Houston], recovered by DEN-73-R.Okung at DEN -5. 73-R.Okung tackled in End Zone, SAFETY.		
Opp	9/16/2018	@ Pittsburgh	(12:09) 27-K.Hunt up the middle tackled in End Zone for -1 yards, SAFETY (25-A.Burns, 42-M.Burnett).		
<b>SHUTOUT</b>					
KC	10/23/2011	@ Oakland	Kansas City 28, Oakland 0		
Opp	12/16/2012	@ Oakland	Oakland 15, Kansas City 0		
<b>FOUR OR MORE INTERCEPTION GAME</b>					
KC	9/29/1985	vs. Seattle	4 int	Derron Cherry	
Opp	10/7/2001	@ Denver	4 int	Deltha O'Neal	
<b>THREE INTERCEPTION GAME</b>					
KC	11/27/2005	vs. New England	3 int	Greg Wesley	
Opp	10/7/2001	@ Denver	4 int	Deltha O'Neal	
<b>TWO INTERCEPTION GAME</b>					
KC	12/16/2017	vs. L.A. Chargers	2 int	Marcus Peters	
Opp	9/7/2014	vs. Tennessee	2 int	Jason McCourty	
<b>FOUR SACK GAME</b>					
KC	12/28/2014	vs. San Diego	4.0 sacks	Justin Houston	
Opp	11/9/2003	vs. Cleveland	4.0 sacks	Andra Davis	
<b>THREE SACK GAME</b>					
KC	10/28/2018	vs. Denver	3.0 sacks	Dee Ford	
Opp	9/24/2017	@ L.A. Chargers	3.0 sacks	Melvin Ingram III	
<b>TWO SACK GAME</b>					
KC	11/10/2019	@ Tennessee	2.0 sacks	Chris Jones	
Opp	10/27/2019	vs. Green Bay	2.0 sacks	Za'Darius Smith	
<b>SPECIAL TEAMS</b>					
<b>KICKOFF RETURNED FOR A TOUCHDOWN</b>					
KC	11/27/2016	@ Denver	86 yards	Tyreek Hill	9-R.Dixon kicks 66 yards from DEN 20 to KC 14. 10-T.Hill for 86 yards, TOUCHDOWN.
Opp	11/7/2010	@ Oakland	94 yards	Jacoby Ford	6-R.Succop kicks 64 yards from KC 30 to OAK 6. 12-J.Ford for 94 yards, TOUCHDOWN. PENALTY on OAK-54-S.Williams, Unsportsmanlike Conduct, 15 yards, enforced between downs.
<b>PUNT RETURNED FOR A TOUCHDOWN</b>					
KC	9/9/2018	@ L.A. Chargers	91 yards	Tyreek Hill	(13:24) 8-D.Kaser punts 57 yards to KC 9, Center-47-M.Windt. 10-T.Hill for 91 yards, TOUCHDOWN.
Opp	12/9/2012	@ Cleveland	93 yards	Travis Benjamin	(15:00) (Punt formation) 2-D.Colquitt punts 41 yards to CLV 7, Center-43-T.Gafford. 80-T.Benjamin for 93 yards, TOUCHDOWN. Longest Punt Return in Cleveland Franchise History
<b>BLOCKED FIELD GOAL RETURNED FOR A TOUCHDOWN</b>					
KC	12/6/1987	@ Cincinnati	28 yards	Kevin Ross	

Opp	11/28/2010	@ Seattle	(5:08) 6-R.Succop 43 yard field goal is BLOCKED (93-C.Terrill), Center-43-T.Gafford, Holder-2-D.Colquitt, ball out of bounds at SEA 47. Penalty on KC-6-R.Succop, Illegal Touch Kick, declined. Play Challenged by KC and REVERSED. 6-R.Succop 43 yard field goal is BLOCKED (93-C.Terrill), Center-43-T.Gafford, Holder-2-D.Colquitt, recovered by KC-2-D.Colquitt at SEA 38. 2-D.Colquitt to SEA 38 for no gain (31-K.Chancellor). Challenge was whether FG att. passed line of scrim		
BLOCKED PUNT RETURNED FOR A TOUCHDOWN					
KC	9/13/2009	@ Baltimore	(10:09) (Punt formation) 4-S.Koch punt is BLOCKED by 47-J.McGraw, Center-70-M.Katula, RECOVERED by KC-47-J.McGraw at BLT 0. TOUCHDOWN.		
Opp	11/28/2010	@ Seattle	(:39) 2-D.Colquitt punt is BLOCKED by 39-K.Cox, Center-43-T.Gafford, RECOVERED by SEA-29-E.Thomas at KC 10. 29-E.Thomas for 10 yards, TOUCHDOWN.		
MADE FIELD GOAL OF 50 YARDS OR LONGER					
KC	11/3/2019	vs. Minnesota	54 yards	Harrison Butker	(2:36) 7-H.Butker 54 yard field goal is GOOD, Center-41-J.Winchester, Holder-2-D.Colquitt.
Opp	9/29/2019	@ Detroit	53 yards	Matt Prater	(6:24) 5-M.Prater 53 yard field goal is GOOD, Center-48-D.Muhlbach, Holder-6-S.Martin.
BLOCKED FIELD GOAL					
KC	11/10/2019	@ Tennessee	52 yards	Harrison Butker	(:03) (Field Goal formation) 7-H.Butker 52 yard field goal is BLOCKED (46-J.Kalu), Center-41-J.Winchester, Holder-2-D.Colquitt, RECOVERED by TEN-36-L.Sims at KC 47. 36-L.Sims to KC 33 for 14 yards (42-A.Sherman).
Opp	10/19/2017	@ Oakland	53 yards	Giorgio Tavecchio	(4:56) 2-G.Tavecchio 53 yard field goal is BLOCKED (21-E.Murray), Center-59-J.Condo, Holder-7-M.King.
BLOCKED PUNT					
KC	9/8/2013	@ Jacksonville	(12:32) 2-D.Colquitt punt is BLOCKED by 52-J.Thomas, Center-43-T.Gafford, ball out of bounds in End Zone, SAFETY.		
Opp	11/4/2018	@ Cleveland	(8:10) (Punt formation) 4-B.Colquitt punt is BLOCKED by 26-Dam. Williams, Center-47-C.Hughlett, ball out of bounds at CLV 21.		
MISSED POINT AFTER TOUCHDOWN ATTEMPT					
KC	11/10/2019	@ Tennessee	7-H.Butker extra point is No Good, Wide Left, Center-41-J.Winchester, Holder-2-D.Colquitt.		
Opp	11/10/2019	@ Tennessee	4-R.Succop extra point is No Good, Wide Left, Center-48-B.Brinkley, Holder-6-B.Kern.		
POINT AFTER TOUCHDOWN ATTEMPT BLOCKED					
KC			* Never Has Happened *		
Opp	12/2/2018	@ Oakland	7-H.Butker extra point is Blocked (99-A.Key), Center-41-J.Winchester, Holder-2-D.Colquitt.		
SUCCESSFUL ONSIDE KICK					
KC	10/15/2017	vs. Pittsburgh	2-D.Colquitt kicks 48 yards from KC 20 to PIT 32. RECOVERED by KC-80-J.Chesson.		
Opp	10/7/2018	vs. Jacksonville	4-J.Lambo kicks onside 13 yards from JAX 35 to JAX 48. RECOVERED by JAX-4-J.Lambo. Kansas City challenged the kick touched ruling, and the play was Upheld. The ruling on the field stands. (Timeout #2.)		
FIVE FIELD GOALS					
KC	12/24/2017	vs. Miami	5 fg	Harrison Butker: (49, 29, 21, 32, 31)	
Opp	10/14/2018	@ New England	5 fg	Stephen Gostkowski: (48, 24, 39, 50, 28)	
FOUR FIELD GOALS					
KC	11/10/2019	@ Tennessee	4 fg	Harrison Butker: (30, 41, 43, 39)	
Opp	10/6/2019	vs. Indianapolis	4 fg	Adam Vinatieri: (32, 32, 31, 29)	
THREE FIELD GOALS					
KC	11/10/2019	@ Tennessee	4 fg	Harrison Butker: (30, 41, 43, 39)	
Opp	11/18/2019	@ L.A. Chargers	3 fg	Michael Badgley: (27, 26, 49)	
TEAM					
500 TOTAL YARDS OF OFFENSE					
KC	11/10/2019	@ Tennessee	Kansas City 530, Tennessee 371		
Opp	10/14/2018	@ New England	New England 500, Kansas City 446		
400 TOTAL YARDS OF OFFENSE					
KC	11/10/2019	@ Tennessee	Kansas City 530, Tennessee 371		
Opp	11/18/2019	@ L.A. Chargers	L.A. Chargers 438, Kansas City 310		
TOUCHDOWN ON OFFENSE, DEFENSE AND SPECIAL TEAMS					
KC	12/4/2016	@ Atlanta	ST: (7:10) A.Smith pass short left to S.Ware for 3 yards, TOUCHDOWN. ST: (8:06) (Shotgun) S.Ware left end for 3 yards, TOUCHDOWN. DEF: (:48) (Shotgun) M.Ryan pass short right intended for T.Gabriel INTERCEPTED by E.Berry at ATL 37. E.Berry for 37 yards, TOUCHDOWN. OFF: (13:02) (Punt formation) A.Wilson right guard for 55 yards, TOUCHDOWN. OFF: (Pass formation) TWO-POINT CONVERSION ATTEMPT. M.Ryan pass to A.Hooper is incomplete. ATTEMPT FAILS. DEFENSIVE TWO-POINT ATTEMPT. E.Berry intercepted the try attempt. ATTEMPT SUCCEEDS.		
Opp			* Never Has Happened *		
MADE TWO-POINT CONVERSION					
KC	12/23/2018	@ Seattle	TWO-POINT CONVERSION ATTEMPT. 15-P.Mahomes rushes up the middle. ATTEMPT SUCCEEDS.		
Opp	11/18/2019	@ L.A. Chargers	(Pass formation) TWO-POINT CONVERSION ATTEMPT. 17-P.Rivers pass to 86-H.Henry is complete. ATTEMPT SUCCEEDS.		
FAILED TWO-POINT CONVERSION					
KC	11/11/2018	vs. Arizona	TWO-POINT CONVERSION ATTEMPT. 15-P.Mahomes pass to 87-T.Kelce is incomplete. ATTEMPT FAILS.		
Opp	10/17/2019	@ Denver	TWO-POINT CONVERSION ATTEMPT. 30-P.Lindsay rushes left guard. ATTEMPT FAILS.		

# THE LAST TIME



## 50 POINTS

KC	11/19/2018	@ L.A. Rams	L.A. Rams 54, Kansas City 51
Opp	11/19/2018	@ L.A. Rams	L.A. Rams 54, Kansas City 51

## 40 POINTS

KC	9/8/2019	@ Jacksonville	Kansas City 40, Jacksonville 26
Opp	11/19/2018	@ L.A. Rams	L.A. Rams 54, Kansas City 51

## OVERTIME WIN

KC	12/9/2018	vs. Baltimore	Kansas City 27, Baltimore 24
Opp	11/19/2017	@ N.Y. Giants	N.Y. Giants 12, Kansas City 9

## OVERTIME LOSS

KC	11/19/2017	@ N.Y. Giants	N.Y. Giants 12, Kansas City 9
Opp	12/9/2018	vs. Baltimore	Kansas City 27, Baltimore 24

## OVERTIME TIE

KC	11/19/1989	@ Cleveland	Kansas City 10, Cleveland 10
Opp	* Never Has Happened *		



# CHIEFS KINGDOM

GAMEBOOKS



# 2019 Mexico Game

## National Football League Game Summary

NFL Copyright © 2019 by The National Football League. All rights reserved. This summary and play-by-play is for the express purpose of assisting media in their coverage of the game; any other use of this material is prohibited without the written permission of the National Football League. Updated: 11/20/2019

Date: Monday, 11/18/2019 **Kansas City Chiefs at Los Angeles Chargers** Start Time: 7:16 PM CST  
at Azteca Stadium, Mexico City, Mexico

**Game Day Weather**  
Game Weather: Cloudy Temp: 67° F (19.4° C) Humidity: 63%, Wind: WNW 7 mph  
Played Outdoor on Turf: Natural Grass

Officials		
Referee: Allen, Brad (122)	Umpire: Anderson, Barry (20)	Down Judge: Mello, Jim (48)
Line Judge: Bolinger, Brian (40)	Field Judge: Zimmer, Steve (33)	Side Judge: Russell, Jimmy (82)
Back Judge: Yette, Greg (38)	Replay Official: Oldham, James (0)	

Kansas City Chiefs				Los Angeles Chargers			
Offense		Defense		Offense		Defense	
WR 10	T.Hill	LDE 92	T.Kpassagnon	WR 13	K.Allen	DE 97	J.Bosa
LT 72	E.Fisher	LDT 95	C.Jones	LT 79	T.Pipkins	DT 93	J.Jones
LG 77	A.Wylie	RDT 91	D.Nnadi	LG 66	D.Feeney	NT 92	B.Mebane
C 62	A.Reiter	RDE 55	F.Clark	C 61	S.Quessenberry	DE 54	M.Ingram
RG 76	L.Duvernay-Tardif	LB 53	A.Hitchens	RG 75	M.Schofield	LB 58	T.Davis
RT 71	M.Schwartz	LB 54	D.Wilson	RT 78	T.Scott	LB 57	J.Brown
TE 87	T.Kelce	LB 59	R.Ragland	TE 86	H.Henry	LCB 43	M.Davis
WR 14	S.Watkins	LCB 21	B.Breeland	WR 81	M.Williams	CB 27	J.Watkins
QB 15	P.Mahomes	RCB 35	C.Ward	QB 17	P.Rivers	S 23	R.Jenkins
RB 26	Dam.Williams	FS 22	J.Thornhill	FB 34	D.Watt	S 20	D.King
TE 82	D.Yelder	SS 32	T.Mathieu	RB 25	M.Gordon	RCB 26	C.Hayward

Substitutions		Substitutions	
P 2 D.Colquitt, K 7 H.Butker, WR 11 D.Robinson, WR 12 G.Dieter, WR 13 B.Pringle, WR 17 M.Hardman, CB 20 M.Claiborne, S 23 A.Watts, S 24 J.Lucas, RB 25 L.McCoy, CB 27 R.Fenton, RB 31 D.Williams, LS 41 J.Winchester, FB 42 A.Sherman, LB 44 D.O'Daniel, S 49 D.Sorensen, LB 50 D.Lee, LB 56 B.Niemann, G 61 S.Wisniewski, DT 64 M.Pennel, T 75 C.Erving, DT 93 J.Ivie, DT 99 K.Saunders		P 1 T.Long, K 4 M.Badgley, WR 16 A.Patton, S 24 S.Luani, CB 28 B.Facyson, RB 30 A.Ekeler, RB 35 T.Pope, S 36 R.Teamer, LB 42 U.Nwosu, LB 44 K.White, LS 45 C.Mazza, LB 48 N.Dzubnar, LB 51 E.Egbule, LB 52 D.Perryman, NT 71 D.Square, TE 88 V.Green, WR 89 J.Moore, DT 96 S.Williams, DE 98 I.Rochell, DT 99 J.Tillery	

Did Not Play		Did Not Play	
QB 8 M.Moore		QB 5 T.Taylor, C/G 72 R.Groy, T 74 S.Drango, TE 87 L.Kendricks	
Not Active		Not Active	
QB 4 C.Henne, CB 29 K.Fuller, RB 34 D.Thompson, T 68 J.Barton, G 73 N.Allegretti, TE 81 B.Bell, DE 97 A.Okafor		QB 2 E.Stick, WR 11 G.Davis, RB 22 J.Jackson, LB 49 D.Tranquill, T 69 S.Tevi, T 76 R.Okung, DT 95 T.McGill	

Field Goals (made ( ) & missed)							
H.Butker	(41)	M.Badgley	(27)	40WR	(26)	(49)	
		1	2	3	4	OT	Total
VISITOR:	Kansas City Chiefs	0	10	14	0	0	24
HOME:	Los Angeles Chargers	3	6	8	0	0	17

Scoring Plays						
Team	Qtr	Time	Play Description (Extra Point) (Drive Info)		Visitor	Home
Chargers	1	9:31	M.Badgley 27 yd. Field Goal (9-68, 5:29)		0	3
Chiefs	2	8:45	L.McCoy 6 yd. run (H.Butker kick) (1-6, 0:05)		7	3
Chargers	2	5:01	M.Badgley 26 yd. Field Goal (9-67, 3:44)		7	6
Chiefs	2	1:43	H.Butker 41 yd. Field Goal (9-52, 3:18)		10	6
Chargers	2	0:00	M.Badgley 49 yd. Field Goal (9-44, 1:43)		10	9
Chiefs	3	9:29	D.Williams 6 yd. run (H.Butker kick) (9-75, 5:31)		17	9
Chiefs	3	4:56	T.Kelce 23 yd. pass from P.Mahomes (H.Butker kick) (6-54, 3:20)		24	9
Chargers	3	1:44	K.Allen 7 yd. pass from P.Rivers (P.Rivers-H.Henry pass) (6-75, 3:12)		24	17
Paid Attendance: 76,252					Time: 3:22	

Kansas City Chiefs vs Los Angeles Chargers  
11/18/2019 at Azteca Stadium

# Final Individual Statistics

## Kansas City Chiefs

RUSHING	ATT	YDS	AVG	LG	TD
P.Mahomes	5	59	11.8	24	0
D.Williams	11	35	3.2	6	1
L.McCoy	7	29	4.1	8	1
Dam.Williams	4	7	1.8	3	0
Total	27	130	4.8	24	2

PASSING	ATT	CMP	YDS	SK/YD	TD	LG	IN	RT
P.Mahomes	32	19	182	1/2	1	31	1	72.7
Total	32	19	182	1/2	1	31	1	72.7

PASS RECEIVING	TAR	REC	YDS	AVG	LG	TD
T.Kelce	10	7	92	13.1	31	1
L.McCoy	6	4	28	7.0	16	0
S.Watkins	3	2	26	13.0	15	0
M.Hardman	4	2	13	6.5	9	0
D.Williams	3	2	8	4.0	4	0
B.Pringle	1	1	9	9.0	9	0
Dam.Williams	1	1	6	6.0	6	0
T.Hill	2	0	0	0.0	0	0
D.Yelder	1	0	0	0.0	0	0
D.Robinson	1	0	0	0.0	0	0
Total	32	19	182	9.6	31	1

INTERCEPTIONS	NO	YDS	AVG	LG	TD
T.Mathieu	1	35	35.0	35	0
D.Nnadi	1	0	0.0	0	0
R.Fenton	1	0	0.0	0	0
D.Sorensen	1	0	0.0	0	0
Total	4	35	8.8	35	0

PUNTING	NO	YDS	AVG	NET	TB	IN20	LG
D.Colquitt	6	240	40.0	40.0	0	5	55
Total	6	240	40.0	40.0	0	5	55

PUNT RETURNS	NO	YDS	AVG	FC	LG	TD
M.Hardman	2	22	11.0	0	15	0
[OUT OF BOUNDS]	1	0	0.0	0	0	0
Total	2	22	11.0	0	15	0

KICKOFF RETURNS	NO	YDS	AVG	FC	LG	TD
[TOUCHBACK]	4	0	0.0	0	0	0
Total	0	0	0.0	0	0	0

## Los Angeles Chargers

RUSHING	ATT	YDS	AVG	LG	TD
M.Gordon	14	69	4.9	21	0
A.Ekeler	5	24	4.8	18	0
Total	19	93	4.9	21	0

PASSING	ATT	CMP	YDS	SK/YD	TD	LG	IN	RT
P.Rivers	52	28	353	2/8	1	50	4	49.6
Total	52	28	353	2/8	1	50	4	49.6

PASS RECEIVING	TAR	REC	YDS	AVG	LG	TD
A.Ekeler	12	8	108	13.5	37	0
K.Allen	12	8	71	8.9	30	1
H.Henry	9	6	69	11.5	16	0
M.Gordon	5	3	21	7.0	12	0
M.Williams	6	2	76	38.0	50	0
V.Green	1	1	8	8.0	8	0
T.Pope	1	0	0	0.0	0	0
A.Patton	1	0	0	0.0	0	0
J.Moore	1	0	0	0.0	0	0
Total	48	28	353	12.6	50	1

INTERCEPTIONS	NO	YDS	AVG	LG	TD
R.Jenkins	1	2	2.0	2	0
Total	1	2	2.0	2	0

PUNTING	NO	YDS	AVG	NET	TB	IN20	LG
T.Long	3	143	47.7	40.3	0	0	59
Total	3	143	47.7	40.3	0	0	59

PUNT RETURNS	NO	YDS	AVG	FC	LG	TD
D.King	2	0	0.0	0	0	0
T.Pope	0	0	0.0	2	0	0
[DOWNED]	2	0	0.0	0	0	0
Total	2	0	0.0	2	0	0

KICKOFF RETURNS	NO	YDS	AVG	FC	LG	TD
D.King	1	25	25.0	0	25	0
T.Pope	1	19	19.0	0	19	0
[TOUCHBACK]	3	0	0.0	0	0	0
Total	2	44	22.0	0	25	0

## Kansas City Chiefs

FUMBLES	FUM	LOST	OWN-REC	YDS	TD	FORCED	OPP-REC	YDS	TD	OUT-BDS
L.McCoy	1	0	1	0	0	0	0	0	0	0
F.Clark	0	0	0	0	0	1	0	0	0	0
Total	1	0	1	0	0	1	0	0	0	0

## Los Angeles Chargers

FUMBLES	FUM	LOST	OWN-REC	YDS	TD	FORCED	OPP-REC	YDS	TD	OUT-BDS
D.King	2	0	1	0	0	0	0	0	0	0
P.Rivers	1	0	0	0	0	0	0	0	0	0
A.Ekeler	0	0	1	0	0	0	0	0	0	0
B.Facyson	0	0	1	0	0	0	0	0	0	0

Kansas City Chiefs vs Los Angeles Chargers

11/18/2019 at Azteca Stadium

**Final Individual Statistics**

D.Perryman	0	0	0	0	0	1	0	0	0	0
Total	3	0	3	0	0	1	0	0	0	0

Kansas City Chiefs vs Los Angeles Chargers  
11/18/2019 at Azteca Stadium

# Final Team Statistics

	Visitor Chiefs	Home Chargers
<b>TOTAL FIRST DOWNS</b>	18	23
By Rushing	7	6
By Passing	9	14
By Penalty	2	3
<b>THIRD DOWN EFFICIENCY</b>	6-13-46%	5-15-33%
<b>FOURTH DOWN EFFICIENCY</b>	0-0-0%	1-1-100%
<b>TOTAL NET YARDS</b>	310	438
Total Offensive Plays (inc. times thrown passing)	60	73
Average gain per offensive play	5.2	6.0
<b>NET YARDS RUSHING</b>	130	93
Total Rushing Plays	27	19
Average gain per rushing play	4.8	4.9
Tackles for a loss-number and yards	1-1	2-4
<b>NET YARDS PASSING</b>	180	345
Times thrown - yards lost attempting to pass	1-2	2-8
Gross yards passing	182	353
<b>PASS ATTEMPTS-COMPLETIONS-HAD INTERCEPTED</b>	32-19-1	52-28-4
Avg gain per pass play (inc.# thrown passing)	5.5	6.4
<b>KICKOFFS Number-In End Zone-Touchbacks</b>	5-4-3	4-4-4
<b>PUNTS Number and Average</b>	6-40.0	3-47.7
Had Blocked	0	0
<b>FGs - PATs Had Blocked</b>	0-0	0-0
<b>Net Punting Average</b>	40.0	40.3
<b>TOTAL RETURN YARDAGE (Not Including Kickoffs)</b>	57	2
No. and Yards Punt Returns	2-22	2-0
No. and Yards Kickoff Returns	0-0	2-44
No. and Yards Interception Returns	4-35	1-2
<b>PENALTIES Number and Yards</b>	8-102	9-60
<b>FUMBLES Number and Lost</b>	1-0	3-0
<b>TOUCHDOWNS</b>	3	1
Rushing	2	0
Passing	1	1
<b>EXTRA POINTS Made-Attempts</b>	3-3	1-1
Kicking Made-Attempts	3-3	0-0
Passing Made-Attempts	0-0	1-1
<b>FIELD GOALS Made-Attempts</b>	1-1	3-4
<b>RED ZONE EFFICIENCY</b>	2-2-100%	1-4-25%
<b>GOAL TO GO EFFICIENCY</b>	1-1-100%	1-2-50%
<b>SAFETIES</b>	0	0
<b>FINAL SCORE</b>	24	17
<b>TIME OF POSSESSION</b>	28:58	31:02

**Kansas City Chiefs vs Los Angeles Chargers**  
**11/18/2019 at Azteca Stadium**

# Ball Possession And Drive Chart

**Kansas City Chiefs**

#	Time Recd	Time Lost	Time Poss	How Ball Obtained	Drive Began	# Play	Yds Gain	Yds Pen	Net Yds	1st Down	Last Scrm	How Given Up
1	9:31	7:38	1:53	Kickoff	KC 25	6	14	-10	4	1	KC 29	Punt
2	4:37	2:10	2:27	Missed FG	KC 15	5	30	0	30	1	KC 45	Interception
3	13:29	11:33	1:56	Interception	KC 31	3	12	-5	7	0	KC 38	Punt
4	8:50	8:45	0:05	Interception	LAC 6	1	6	0	6	1	* LAC 6	Touchdown
5	5:01	1:43	3:18	Kickoff	KC 25	9	47	5	52	2	LAC 23	Field Goal
6	15:00	9:29	5:31	Kickoff	KC 25	9	80	-5	75	5	* LAC 6	Touchdown
7	8:16	4:56	3:20	Punt	KC 46	6	49	5	54	4	LAC 23	Touchdown
8	1:44	14:42	2:02	Kickoff	KC 25	5	15	0	15	1	KC 40	Punt
9	12:16	8:05	4:11	Punt	KC 22	7	28	0	28	2	50	Punt
10	6:07	4:30	1:37	Punt	KC 42	3	7	0	7	0	KC 49	Punt
11	4:13	1:53	2:20	Interception	KC 33	6	23	0	23	1	LAC 44	Punt
12	0:18	0:00	0:18	Interception	KC 20	1	-1	0	-1	0	KC 20	End of Game

(403) Average KC 34

**Los Angeles Chargers**

#	Time Recd	Time Lost	Time Poss	How Ball Obtained	Drive Began	# Play	Yds Gain	Yds Pen	Net Yds	1st Down	Last Scrm	How Given Up
1	15:00	9:31	5:29	Kickoff	LAC 23	9	68	0	68	3	* KC 9	Field Goal
2	7:38	4:37	3:01	Punt	LAC 40	7	38	0	38	2	KC 22	Missed FG
3	2:10	13:29	3:41	Interception	LAC 29	7	46	0	46	2	KC 25	Interception
4	11:33	8:50	2:43	Punt	LAC 8	6	29	-10	19	1	LAC 27	Interception
5	8:45	5:01	3:44	Kickoff	LAC 25	9	67	0	67	3	* KC 8	Field Goal
6	1:43	0:00	1:43	Kickoff	LAC 25	9	64	-20	44	3	KC 31	Field Goal
7	9:29	8:16	1:13	Kickoff	LAC 22	3	2	-5	-3	0	LAC 19	Punt
8	4:56	1:44	3:12	Kickoff	LAC 25	6	23	52	75	4	* KC 7	Touchdown
9	14:42	12:16	2:26	Punt	LAC 18	4	18	0	18	1	LAC 36	Punt
10	8:05	6:07	1:58	Punt	LAC 8	3	6	0	6	0	LAC 14	Punt
11	4:30	4:13	0:17	Punt	LAC 17	3	0	0	0	0	LAC 17	Interception
12	1:53	0:18	1:35	Punt	LAC 9	11	77	0	77	4	* KC 14	Interception

(249) Average LAC 21

\* inside opponent's 20

**Time of Possession by Quarter**

Visitor	1st	2nd	3rd	4th	OT	Total
Kansas City Chiefs	4:20	5:19	10:35	8:44		28:58
Home Los Angeles Chargers	10:40	9:41	4:25	6:16		31:02

**Kickoff Drive No.-Start Average**

Chiefs: 4 - KC 25      Chargers: 5 - LAC 24

Kansas City Chiefs vs Los Angeles Chargers  
11/18/2019 at Azteca Stadium

# Final Defensive Statistics

Kansas City Chiefs	Regular Defensive Plays												Special Teams					Misc			
	TKL	AST	COMB	SK	/ YDS	TFL	Q	IN	PD	FF	FR		TKL	AST	FF	FR	BL	TKL	AST	FF	FR
A.Hitchens	2	8	10	0	0	0	0	0	0	0	0		0	0	0	0	0	0	0	0	0
D.Sorensen	6	2	8	0	0	0	0	1	1	0	0		0	0	0	0	0	0	0	0	0
T.Mathieu	4	4	8	0	0	0	0	1	1	0	0		0	0	0	0	0	0	0	0	0
D.Wilson	3	3	6	0	0	0	0	0	0	0	0		0	0	0	0	0	0	0	0	0
B.Breeland	3	2	5	0	0	0	0	0	0	0	0		0	0	0	0	0	0	0	0	0
F.Clark	2	3	5	1	0	1	3	0	1	1	0		0	0	0	0	0	0	0	0	0
B.Niemann	2	2	4	0	0	0	0	0	0	0	0		0	0	0	0	0	0	0	0	0
R.Fenton	3	0	3	0	0	0	0	1	1	0	0		0	0	0	0	0	0	0	0	0
M.Pennel	2	1	3	1	8	2	2	0	0	0	0		0	0	0	0	0	0	0	0	0
J.Thornhill	2	1	3	0	0	0	0	0	1	0	0		0	0	0	0	0	0	0	0	0
R.Ragland	2	1	3	0	0	0	0	0	0	0	0		0	0	0	0	0	0	0	0	0
C.Ward	1	1	2	0	0	0	0	0	3	0	0		0	0	0	0	0	0	0	0	0
K.Saunders	1	1	2	0	0	0	0	0	0	0	0		0	0	0	0	0	0	0	0	0
T.Kpassagnon	1	1	2	0	0	0	0	0	0	0	0		0	0	0	0	0	0	0	0	0
A.Watts	0	2	2	0	0	0	0	0	0	0	0		2	0	0	0	0	0	0	0	0
M.Claiborne	1	0	1	0	0	0	0	0	0	0	0		0	0	0	0	0	0	0	0	0
D.Nnadi	0	1	1	0	0	0	0	1	1	0	0		0	0	0	0	0	0	0	0	0
J.Lucas	0	1	1	0	0	0	0	0	0	0	0		0	0	0	0	0	0	0	0	0
C.Jones	0	0	0	0	0	0	1	0	2	0	0		0	0	0	0	0	0	0	0	0
J.Ivie	0	0	0	0	0	0	1	0	0	0	0		0	0	0	0	0	0	0	0	0
G.Dieter	0	0	0	0	0	0	0	0	0	0	0		1	0	0	0	0	0	0	0	0
B.Pringle	0	0	0	0	0	0	0	0	0	0	0		0	1	0	0	0	0	0	0	0
A.Sherman	0	0	0	0	0	0	0	0	0	0	0		0	1	0	0	0	0	0	0	0
S.Watkins	0	0	0	0	0	0	0	0	0	0	0		0	0	0	0	0	1	0	0	0
L.McCoy	0	0	0	0	0	0	0	0	0	0	0		0	0	0	0	0	0	0	0	1
<b>Total</b>	<b>35</b>	<b>34</b>	<b>69</b>	<b>2</b>	<b>8</b>	<b>3</b>	<b>7</b>	<b>4</b>	<b>11</b>	<b>1</b>	<b>0</b>		<b>3</b>	<b>2</b>	<b>0</b>	<b>0</b>	<b>0</b>	<b>1</b>	<b>0</b>	<b>0</b>	<b>1</b>

TKL = Tackle AST = Assist COMB = Combined QH=QB Hit IN = Interception PD = Pass Defense FF = Forced Fumble FR = Fumble Recovery

Kansas City Chiefs vs Los Angeles Chargers  
11/18/2019 at Azteca Stadium

# Final Defensive Statistics

Los Angeles Chargers	Regular Defensive Plays												Special Teams					Misc			
	TKL	AST	COMB	SK	/ YDS	TFL	QH	IN	PD	FF	FR		TKL	AST	FF	FR	BL	TKL	AST	FF	FR
T.Davis	6	6	12	0	0	0	0	0	1	0	0		0	0	0	0	0	0	0	0	0
J.Watkins	7	4	11	0	0	0	0	0	0	0	0		0	0	0	0	0	0	0	0	0
D.Perryman	6	1	7	0	0	0	0	0	0	1	0		0	0	0	0	0	0	0	0	0
M.Ingram	4	1	5	1	2	2	2	0	2	0	0		0	0	0	0	0	0	0	0	0
D.Square	1	3	4	0	0	1	0	0	0	0	0		0	0	0	0	0	0	0	0	0
J.Brown	3	0	3	0	0	0	0	0	0	0	0		0	0	0	0	0	0	0	0	0
J.Jones	2	1	3	0	0	0	0	0	0	0	0		0	0	0	0	0	0	0	0	0
R.Jenkins	1	2	3	0	0	0	0	1	1	0	0		0	0	0	0	0	0	0	0	0
J.Bosa	2	0	2	0	0	0	2	0	0	0	0		0	0	0	0	0	0	0	0	0
M.Davis	1	0	1	0	0	0	0	0	1	0	0		0	0	0	0	0	0	0	0	0
C.Hayward	1	0	1	0	0	0	0	0	0	0	0		0	0	0	0	0	0	0	0	0
B.Mebane	1	0	1	0	0	0	0	0	0	0	0		0	0	0	0	0	0	0	0	0
K.White	1	0	1	0	0	0	0	0	0	0	0		0	0	0	0	0	0	0	0	0
I.Rochell	0	1	1	0	0	0	0	0	0	0	0		0	0	0	0	0	0	0	0	0
U.Nwosu	0	0	0	0	0	0	1	0	0	0	0		0	0	0	0	0	0	0	0	0
T.Pope	0	0	0	0	0	0	0	0	0	0	0		1	0	0	0	0	0	0	0	0
D.Watt	0	0	0	0	0	0	0	0	0	0	0		1	0	0	0	0	0	0	0	0
B.Facyson	0	0	0	0	0	0	0	0	0	0	0		0	0	0	1	0	0	0	0	0
D.King	0	0	0	0	0	0	0	0	0	0	0		0	0	0	1	0	0	0	0	0
M.Schofield	0	0	0	0	0	0	0	0	0	0	0		0	0	0	0	0	1	0	0	0
T.Scott	0	0	0	0	0	0	0	0	0	0	0		0	0	0	0	0	1	0	0	0
A.Patton	0	0	0	0	0	0	0	0	0	0	0		0	0	0	0	0	1	0	0	0
A.Ekeler	0	0	0	0	0	0	0	0	0	0	0		0	0	0	0	0	0	0	0	1
<b>Total</b>	<b>36</b>	<b>19</b>	<b>55</b>	<b>1</b>	<b>2</b>	<b>3</b>	<b>5</b>	<b>1</b>	<b>5</b>	<b>1</b>	<b>0</b>		<b>2</b>	<b>0</b>	<b>0</b>	<b>2</b>	<b>0</b>	<b>3</b>	<b>0</b>	<b>0</b>	<b>1</b>

Kansas City Chiefs vs Los Angeles Chargers  
11/18/2019 at Azteca Stadium

First Half Summary

PERIOD SCORES			TIME OF POSSESSION		
Chiefs	0	10 = 10	Chiefs	9:39	
Chargers	3	6 = 9	Chargers	20:21	

Scoring Plays					
Team	Qtr	Time	Play Description (Extra Point) (Drive Info)	Visitor	Home
Chargers	1	9:31	M.Badgley 27 yd. Field Goal (9-68, 5:29)	0	3
Chiefs	2	8:45	L.McCoy 6 yd. run (H.Butker kick) (1-6, 0:05)	7	3
Chargers	2	5:01	M.Badgley 26 yd. Field Goal (9-67, 3:44)	7	6
Chiefs	2	1:43	H.Butker 41 yd. Field Goal (9-52, 3:18)	10	6
Chargers	2	0:00	M.Badgley 49 yd. Field Goal (9-44, 1:43)	10	9

	Kansas City Chiefs	Los Angeles Chargers
TOTAL FIRST DOWNS	5	14
First Downs Rushing-Passing-by Penalty	2 - 3 - 0	6 - 8 - 0
THIRD DOWN EFFICIENCY	3-6-50%	3-8-38%
TOTAL NET YARDS	109	312
Total Offensive Plays	23	43
NET YARDS RUSHING	46	83
NET YARDS PASSING	63	229
Gross Yards Passing	63	237
Times thrown-yards lost attempting to pass	0-0	1-8
Pass Attempts-Completions-Had Intercepted	15 - 8 - 1	28 - 18 - 2
Punts-Number and Average	2 - 43	0 - 0
Penalties-Number and Yards	3 - 30	4 - 35
Fumbles-Number and Lost	0 - 0	1 - 0
Red Zone Efficiency	1-1-100%	0-2-0%
Average Drive Start	KC 38	LAC 25

Kansas City Chiefs										Los Angeles Chargers															
RUSHING					ATT	YDS	AVG	LG	TD	RUSHING					ATT	YDS	AVG	LG	TD						
P.Mahomes					1	24	24.0	24	0	M.Gordon					10	58	5.8	21	0						
L.McCoy					3	15	5.0	6	1	A.Ekeler					4	25	6.3	18	0						
Dam.Williams					4	7	1.8	3	0																
Total					8	46	5.8	24	1	Total					14	83	5.9	21	0						
PASSING					ATT	CMP	YDS	SK/YD	TD	LG	IN	RT	PASSING					ATT	CMP	YDS	SK/YD	TD	LG	IN	RT
P.Mahomes					15	8	63	0/0	0	31	1	36.3	P.Rivers					28	18	237	1/8	0	37	2	61.2
Total					15	8	63	0/0	0	31	1	36.3	Total					28	18	237	1/8	0	37	2	61.2
PASS RECEIVING					TAR	REC	YDS	AVG	LG	TD	PASS RECEIVING					TAR	REC	YDS	AVG	LG	TD				
L.McCoy					2	2	-2	-1.0	5	0	A.Ekeler					8	6	95	15.8	37	0				
T.Kelce					3	1	31	31.0	31	0	K.Allen					7	4	46	11.5	30	0				
S.Watkins					2	1	11	11.0	11	0	H.Henry					4	3	41	13.7	16	0				
B.Pringle					1	1	9	9.0	9	0	M.Gordon					3	3	21	7.0	12	0				
Dam.Williams					1	1	6	6.0	6	0	M.Williams					2	1	26	26.0	26	0				
M.Hardman					1	1	4	4.0	4	0	V.Green					1	1	8	8.0	8	0				
D.Williams					1	1	4	4.0	4	0	T.Pope					1	0	0	0.0	0	0				
T.Hill					2	0	0	0.0	0	0															
D.Robinson					1	0	0	0.0	0	0															
D.Yelder					1	0	0	0.0	0	0															
Total					15	8	63	7.9	31	0	Total					26	18	237	13.2	37	0				

Kansas City Chiefs					Regular Defensive Plays					Special Teams					Misc				
--------------------	--	--	--	--	-------------------------	--	--	--	--	---------------	--	--	--	--	------	--	--	--	--

**11/18/2019 at Azteca Stadium**[illegible][illegible]

Play By Play

First Quarter

11/18/2019

LAC wins toss, elects to Receive, and KC elects to defend the North goal.

H.Butker kicks 67 yards from KC 35 to LAC -2. D.King to LAC 23 for 25 yards (B.Pringle; A.Sherman).

Los Angeles Chargers at 15:00, (1st play from scrimmage 14:55)

1-10-LAC 23	(14:55) P.Rivers pass short right to H.Henry to LAC 39 for 16 yards (R.Ragland).	P1
<u>1-10-LAC 39</u>	(14:13) (Shotgun) P.Rivers pass short right to K.Allen ran ob at LAC 44 for 5 yards.	
2-5-LAC 44	(13:46) M.Gordon right tackle to LAC 46 for 2 yards (D.Wilson; R.Ragland).	
3-3-LAC 46	(13:05) (Shotgun) M.Gordon up the middle to KC 49 for 5 yards (A.Hitchens).	R2
<u>1-10-KC 49</u>	(12:29) (Shotgun) P.Rivers pass short right to A.Ekeler to KC 12 for 37 yards (J.Thornhill).	P3
<u>1-10-KC 12</u>	(11:42) (No Huddle, Shotgun) A.Ekeler right tackle to KC 11 for 1 yard (F.Clark; A.Hitchens).	
2-9-KC 11	(11:00) (Shotgun) M.Gordon up the middle to KC 14 for -3 yards (M.Pennel).	
3-12-KC 14	(10:18) (Shotgun) P.Rivers pass short middle to K.Allen to KC 9 for 5 yards (D.Sorensen).	
4-7-KC 9	(9:34) (Field Goal formation) M.Badgley 27 yard field goal is GOOD, Center-C.Mazza, Holder-T.Long.	

KC 0 LAC 3, 9 plays, 68 yards, 5:29 drive, 5:29 elapsed

T.Long kicks 65 yards from LAC 35 to end zone, Touchback.

Kansas City Chiefs at 9:31

1-10-KC 25	(9:31) (Shotgun) Dam.Williams left tackle to KC 28 for 3 yards (J.Jones).	
2-7-KC 28	(8:55) (Shotgun) P.Mahomes pass incomplete short left to T.Hill.	
3-7-KC 28	(8:51) (Shotgun) P.Mahomes pass short left to S.Watkins ran ob at KC 39 for 11 yards (J.Brown) [M.Ingram].	P1
<u>1-10-KC 39</u>	(8:32) (Shotgun) P.Mahomes pass incomplete short left to S.Watkins (M.Davis).	
2-10-KC 39	(8:29) (Shotgun) P.Mahomes pass short right to D.Robinson to LAC 48 for 13 yards (C.Hayward).	
	PENALTY on KC-Dam.Williams, Offensive Holding, 10 yards, enforced at KC 39 - No Play.	
2-20-KC 29	(8:03) (Shotgun) P.Mahomes pass incomplete deep middle to T.Hill.	
	Timeout #1 by LAC at 07:56.	
3-20-KC 29	(7:56) (Shotgun) P.Mahomes pass incomplete deep middle to D.Yelder.	
4-20-KC 29	(7:49) (Punt formation) D.Colquitt punts 31 yards to LAC 40, Center-J.Winchester, downed by KC-D.Lee.	

Los Angeles Chargers at 7:38

1-10-LAC 40	(7:38) M.Gordon right guard to LAC 49 for 9 yards (D.Sorensen, A.Hitchens).	
2-1-LAC 49	(7:19) (No Huddle) M.Gordon left guard to KC 48 for 3 yards (K.Saunders, C.Ward).	R4
<u>1-10-KC 48</u>	(6:48) (No Huddle) M.Gordon right end to KC 27 for 21 yards (J.Thornhill, B.Breeland).	R5
<u>1-10-KC 27</u>	(6:02) A.Ekeler left tackle to KC 25 for 2 yards (T.Mathieu; T.Kpassagnon).	
2-8-KC 25	(5:31) (No Huddle, Shotgun) P.Rivers pass short right to A.Ekeler to KC 22 for 3 yards (D.Wilson).	
3-5-KC 22	(4:45) (Shotgun) P.Rivers pass incomplete short left to T.Pope.	
4-5-KC 22	(4:41) (Field Goal formation) M.Badgley 40 yard field goal is No Good, Wide Right, Center-C.Mazza, Holder-T.Long.	
	PENALTY on KC-C.Jones, Unnecessary Roughness, 15 yards, enforced at KC 30.	

Kansas City Chiefs at 4:37

1-10-KC 15	(4:37) (Shotgun) P.Mahomes pass short left to M.Hardman to KC 19 for 4 yards (J.Watkins).	
2-6-KC 19	(3:59) (Shotgun) Dam.Williams up the middle to KC 18 for -1 yards (D.Square).	
3-7-KC 18	(3:14) (Shotgun) P.Mahomes scrambles right end ran ob at KC 42 for 24 yards (J.Watkins). KC-A.Reiter was injured during the play. His return is Questionable.	R2
<u>1-10-KC 42</u>	(2:56) (Shotgun) L.McCoy up the middle to KC 45 for 3 yards (T.Davis).	
2-7-KC 45	(2:18) (Shotgun) P.Mahomes pass deep right intended for D.Robinson INTERCEPTED by R.Jenkins at LAC 27. R.Jenkins to LAC 29 for 2 yards (S.Watkins).	

Los Angeles Chargers at 2:10

1-10-LAC 29	(2:10) (Shotgun) P.Rivers pass short left to A.Ekeler to LAC 36 for 7 yards (D.Wilson).	
2-3-LAC 36	(1:29) P.Rivers sacked at LAC 28 for -8 yards (M.Pennel).	
3-11-LAC 28	(:43) (Shotgun) P.Rivers pass short middle to M.Gordon to LAC 40 for 12 yards (M.Claiborne).	P6
<u>1-10-LAC 40</u>	(:07) (No Huddle) A.Ekeler right guard to LAC 44 for 4 yards (B.Breeland, D.Wilson).	

END OF QUARTER

	Score	Time Poss	First Downs				Efficiencies	
			R	P	X	T	3 Down	4 Down
Kansas City Chiefs	0	4:20	1	1	0	2	2/3	0/0
Los Angeles Chargers	3	10:40	3	3	0	6	2/4	0/0

Second Quarter

11/18/2019

Play By Play

Los Angeles Chargers continued.

2-6-LAC 44	(15:00) (Shotgun) P.Rivers pass short right to K.Allen to KC 26 for 30 yards (B.Breeland).	P7
<u>1-10-KC 26</u>	(14:16) M.Gordon left guard to KC 25 for 1 yard (A.Hitchens; K.Saunders).	
2-9-KC 25	(13:34) (Shotgun) P.Rivers pass short middle intended for K.Allen INTERCEPTED by D.Nnadi (F.Clark) [F.Clark] at KC 31. D.Nnadi to KC 31 for no gain (M.Schofield).	

Kansas City Chiefs at 13:29

1-10-KC 31	(13:29) P.Mahomes scrambles up the middle to KC 38 for 7 yards (T.Davis). <i>PENALTY on KC, Illegal Formation, 5 yards, enforced at KC 31 - No Play.</i>	
1-15-KC 26	(13:10) Dam.Williams left guard to KC 29 for 3 yards (J.Watkins; T.Davis).	
2-12-KC 29	(12:31) (Shotgun) P.Mahomes pass incomplete short middle to T.Kelce.	
3-12-KC 29	(12:26) (Shotgun) P.Mahomes pass short middle to B.Pringle to KC 38 for 9 yards (T.Davis).	
4-3-KC 38	(11:43) (Punt formation) D.Colquitt punts 55 yards to LAC 7, Center-J.Winchester. D.King MUFFS catch, recovered by LAC-B.Facyson at LAC 8. B.Facyson to LAC 8 for no gain (G.Dieter).	

Los Angeles Chargers at 11:33

1-10-LAC 8	(11:33) (Shotgun) P.Rivers pass short right to K.Allen to LAC 14 for 6 yards (R.Ragland).	
2-4-LAC 14	(10:52) (No Huddle) M.Gordon left tackle to LAC 25 for 11 yards (T.Kpassagnon, D.Sorensen).	R8
<u>1-10-LAC 25</u>	(10:13) M.Gordon right tackle to LAC 30 for 5 yards (T.Mathieu; D.Wilson). <i>PENALTY on LAC-A.Patton, Offensive Holding, 10 yards, enforced at LAC 27.</i>	
1-18-LAC 17	(9:48) (Shotgun) P.Rivers pass short middle to H.Henry to LAC 27 for 10 yards (T.Mathieu, A.Hitchens).	
2-8-LAC 27	(9:08) (Shotgun) P.Rivers pass incomplete deep left to M.Williams (C.Ward).	
3-8-LAC 27	(9:01) (Shotgun) P.Rivers pass short middle intended for K.Allen INTERCEPTED by T.Mathieu at LAC 41. T.Mathieu to LAC 6 for 35 yards (T.Scott).	

Kansas City Chiefs at 8:50

1-6-LAC 6	<b>(8:50) L.McCoy right tackle for 6 yards, TOUCHDOWN.</b>	R3
	H.Butker extra point is GOOD, Center-J.Winchester, Holder-D.Colquitt.	

KC 7 LAC 3, 1 plays, 6 yards, 0:05 drive, 6:15 elapsed

H.Butker kicks 65 yards from KC 35 to end zone, Touchback.

Los Angeles Chargers at 8:45

1-10-LAC 25	(8:45) (Shotgun) P.Rivers pass short middle to M.Gordon to LAC 25 for no gain (B.Breeland).	
2-10-LAC 25	(8:07) (Shotgun) P.Rivers pass short right to V.Green to LAC 33 for 8 yards (D.Sorensen).	
3-2-LAC 33	(7:23) (Shotgun) P.Rivers pass deep left to M.Williams to KC 41 for 26 yards (D.Sorensen).	P9
<u>1-10-KC 41</u>	(6:42) (No Huddle, Shotgun) P.Rivers pass short middle to H.Henry to KC 26 for 15 yards (D.Sorensen).	P10
<u>1-10-KC 26</u>	(6:05) (Shotgun) A.Ekeler left end to KC 8 for 18 yards (A.Hitchens; J.Lucas). Handoff to 25. Lateral to 30.	R11
<u>1-8-KC 8</u>	(5:15) P.Rivers pass incomplete short middle to H.Henry.	
2-8-KC 8	(5:11) (Shotgun) P.Rivers pass incomplete short middle to A.Ekeler (C.Ward).	
3-8-KC 8	(5:07) (Shotgun) P.Rivers pass incomplete short middle to K.Allen (J.Thornhill). LAC-K.Allen was injured during the play. His return is Questionable.	
4-8-KC 8	<b>(5:03) (Field Goal formation) M.Badgley 26 yard field goal is GOOD, Center-C.Mazza, Holder-T.Long.</b>	

KC 7 LAC 6, 9 plays, 67 yards, 3:44 drive, 9:59 elapsed

T.Long kicks 65 yards from LAC 35 to end zone, Touchback.

Kansas City Chiefs at 5:01

1-10-KC 25	(5:01) (Shotgun) P.Mahomes pass short right to Dam.Williams to KC 31 for 6 yards (J.Watkins; T.Davis).	
2-4-KC 31	(4:21) (Shotgun) Dam.Williams left end to KC 33 for 2 yards (R.Jenkins). KC-Dam.Williams was injured during the play. His return is Questionable.	
3-2-KC 33	(3:56) (Shotgun) P.Mahomes pass short left to D.Williams pushed ob at KC 37 for 4 yards (J.Watkins).	P4
<u>1-10-KC 37</u>	(3:28) L.McCoy left guard to KC 43 for 6 yards (T.Davis).	
2-4-KC 43	(2:52) (Shotgun) P.Mahomes pass deep left to T.Kelce ran ob at LAC 26 for 31 yards (J.Watkins).	P5
<u>1-10-LAC 26</u>	(2:17) P.Mahomes pass short left to L.McCoy to LAC 33 for -7 yards (M.Ingram) [J.Bosa].	

Two-Minute Warning

2-17-LAC 33	<i>(2:00) (Shotgun) PENALTY on LAC-J.Bosa, Neutral Zone Infraction, 5 yards, enforced at LAC 33 - No Play.</i>	
2-12-LAC 28	(2:00) (Shotgun) P.Mahomes pass short left to L.McCoy pushed ob at LAC 23 for 5 yards (M.Davis).	
3-7-LAC 23	(1:54) (Shotgun) P.Mahomes pass incomplete short left to T.Kelce (T.Davis).	
4-7-LAC 23	<b>(1:47) (Field Goal formation) H.Butker 41 yard field goal is GOOD, Center-J.Winchester, Holder-D.Colquitt.</b>	

KC 10 LAC 6, 9 plays, 52 yards, 1 penalty, 3:18 drive, 13:17 elapsed

Kansas City Chiefs vs Los Angeles Chargers at Azteca Stadium

H.Butker kicks 65 yards from KC 35 to end zone, Touchback.

Los Angeles Chargers at 1:43

1-10-LAC 25	(1:43) (Shotgun) P.Rivers pass short middle to A.Ekeler to LAC 41 for 16 yards (C.Ward).	P12
1-10-LAC 41	(1:18) (No Huddle, Shotgun) P.Rivers pass incomplete short right.	
2-10-LAC 41	(1:12) (Shotgun) P.Rivers pass short middle to A.Ekeler to KC 41 for 18 yards (J.Thornhill; A.Watts).	P13
1-10-KC 41	(:46) (No Huddle, Shotgun) P.Rivers pass short middle to M.Gordon to KC 32 for 9 yards (A.Watts; D.Sorensen). Timeout #2 by LAC at 00:40.	
2-1-KC 32	(:40) (Shotgun) M.Gordon left tackle to KC 25 for 7 yards (T.Mathieu). Timeout #3 by LAC at 00:34.	R14
1-10-KC 25	(:34) (Shotgun) P.Rivers pass incomplete deep right to K.Allen (M.Claiborne). <i>PENALTY on LAC-M.Schofield, Illegal Use of Hands, 10 yards, enforced at KC 25 - No Play.</i>	
1-20-KC 35	(:28) (Shotgun) P.Rivers pass incomplete short middle to A.Ekeler [J.Ivie].	
2-20-KC 35	(:25) (Shotgun) P.Rivers pass incomplete short left to K.Allen. <i>PENALTY on LAC-T.Pipkins, Offensive Holding, 10 yards, enforced at KC 35 - No Play.</i>	
2-30-KC 45	(:17) (Shotgun) P.Rivers pass short middle to A.Ekeler to KC 31 for 14 yards (T.Mathieu; B.Niemann).	
3-16-KC 31	(:02) P.Rivers spiked the ball to stop the clock.	
4-16-KC 31	(:01) (Field Goal formation) M.Badgley 49 yard field goal is GOOD, Center-C.Mazza, Holder-T.Long.	

KC 10 LAC 9, 9 plays, 44 yards, 1:43 drive, 15:00 elapsed								
END OF QUARTER	Time		First Downs				Efficiencies	
	Score	Poss	R	P	X	T	3 Down	4 Down
Kansas City Chiefs	10	5:19	1	2	0	3	1/3	0/0
Los Angeles Chargers	9	9:41	3	5	0	8	1/4	0/0

Third Quarter

11/18/2019

Play By Play

KC elects to Receive, and LAC elects to defend the goal.

T.Long kicks 65 yards from LAC 35 to end zone, Touchback.

Kansas City Chiefs at 15:00

1-10-KC 25	(15:00) (Shotgun) P.Mahomes pass incomplete short right. <i>PENALTY on KC-T.Kelce, Offensive Holding, 10 yards, enforced at KC 25 - No Play.</i>	
1-20-KC 15	(14:43) (Shotgun) P.Mahomes pass short left to T.Kelce to KC 22 for 7 yards (T.Davis).	
2-13-KC 22	(14:02) (Shotgun) P.Mahomes pass short right to D.Yelder to KC 45 for 23 yards (J.Brown). FUMBLES (J.Brown), RECOVERED by LAC-D.King at KC 46. D.King to KC 12 for 34 yards (A.Wylie). <i>PENALTY on LAC-M.Ingram, Illegal Use of Hands, 5 yards, enforced at KC 22 - No Play.</i>	X6
<u>1-10-KC 27</u>	(13:45) D.Williams left tackle to KC 27 for no gain (J.Jones).	
2-10-KC 27	(13:12) (Shotgun) P.Mahomes pass short middle to T.Kelce to KC 35 for 8 yards (D.Perryman).	
3-2-KC 35	(12:34) (Shotgun) P.Mahomes scrambles right end pushed ob at LAC 45 for 20 yards (D.Perryman).	R7
<u>1-10-LAC 45</u>	(12:02) (Shotgun) L.McCoy up the middle to LAC 45 for no gain (J.Bosa).	
2-10-LAC 45	(11:26) (Shotgun) P.Mahomes pass short right to S.Watkins to LAC 30 for 15 yards (J.Brown) [J.Bosa].	P8
<u>1-10-LAC 30</u>	(10:43) (Shotgun) P.Mahomes pass deep left to L.McCoy ran ob at LAC 14 for 16 yards (C.Hayward).	P9
<u>1-10-LAC 14</u>	(10:13) L.McCoy left end to LAC 8 for 6 yards (D.Perryman). FUMBLES (D.Perryman), and recovers at LAC 6. L.McCoy to LAC 6 for no gain (D.Perryman). Timeout #1 by KC at 09:33.	
2-2-LAC 6	<b>(9:33) D.Williams right guard for 6 yards, TOUCHDOWN.</b> H.Butker extra point is GOOD, Center-J.Winchester, Holder-D.Colquitt.	R10

KC 17 LAC 9, 9 plays, 75 yards, 1 penalty, 5:31 drive, 5:31 elapsed

H.Butker kicks 62 yards from KC 35 to LAC 3. T.Pope to LAC 22 for 19 yards (A.Watts).

Los Angeles Chargers at 9:29, (1st play from scrimmage 9:23)

1-10-LAC 22	(9:23) (Shotgun) M.Gordon left tackle to LAC 24 for 2 yards (A.Hitchens; F.Clark).	
2-8-LAC 24	(8:42) P.Rivers pass incomplete deep middle to H.Henry [M.Pennel].	
3-8-LAC 24	(8:38) (Shotgun) P.Rivers pass incomplete short left to K.Allen (C.Ward).	
4-8-LAC 24	(8:32) (Punt formation) T.Long punts 45 yards to KC 31, Center-C.Mazza, out of bounds. <i>PENALTY on LAC-J.Brown, Ineligible Downfield Kick, 5 yards, enforced at LAC 24 - No Play.</i>	
4-13-LAC 19	(8:25) (Punt formation) T.Long punts 35 yards to KC 46, Center-C.Mazza, out of bounds.	

Kansas City Chiefs at 8:16

1-10-KC 46	(8:16) (Shotgun) P.Mahomes pass incomplete short right to M.Hardman (M.Ingram).	
2-10-KC 46	(8:13) (Shotgun) P.Mahomes pass short middle to T.Kelce to LAC 43 for 11 yards (D.Perryman, R.Jenkins).	P11
<u>1-10-LAC 43</u>	(7:35) (Shotgun) L.McCoy right guard to LAC 40 for 3 yards (B.Mebane).	
2-7-LAC 40	(6:55) (Shotgun) P.Mahomes pass short left to M.Hardman to LAC 34 for 6 yards (D.King; J.Brown). <i>PENALTY on LAC-M.Ingram, Defensive Holding, 5 yards, enforced at LAC 40 - No Play.</i>	X12
<u>1-10-LAC 35</u>	(6:26) (Shotgun) P.Mahomes pass short left to M.Hardman to LAC 26 for 9 yards (M.Ingram).	
2-1-LAC 26	(5:44) D.Williams right tackle to LAC 23 for 3 yards (J.Brown, I.Rochell).	R13
<u>1-10-LAC 23</u>	<b>(5:01) (Shotgun) P.Mahomes pass deep left to T.Kelce for 23 yards, TOUCHDOWN [U.Nwosu].</b> H.Butker extra point is GOOD, Center-J.Winchester, Holder-D.Colquitt.	P14

KC 24 LAC 9, 6 plays, 54 yards, 1 penalty, 3:20 drive, 10:04 elapsed

H.Butker kicks 65 yards from KC 35 to end zone, Touchback.

Los Angeles Chargers at 4:56

1-10-LAC 25	(4:56) (Shotgun) P.Rivers pass incomplete deep right to M.Williams. <i>PENALTY on KC-M.Claiborne, Defensive Pass Interference, 25 yards, enforced at LAC 25 - No Play.</i>	X15
<u>1-10-50</u>	(4:52) M.Gordon left guard to KC 45 for 5 yards (F.Clark; A.Hitchens).	
2-5-KC 45	(4:11) (Shotgun) P.Rivers pass incomplete deep middle to M.Williams [F.Clark].	
3-5-KC 45	(4:04) (Shotgun) P.Rivers pass short right to K.Allen to KC 38 for 7 yards (R.Fenton).	P16
<u>1-10-KC 38</u>	(3:31) M.Gordon right guard to KC 37 for 1 yard (D.Nnadi; M.Pennel).	
2-9-KC 37	(2:51) (Shotgun) P.Rivers pass incomplete deep right to A.Ekeler [C.Jones]. <i>PENALTY on KC-D.Sorensen, Defensive Pass Interference, 27 yards, enforced at KC 37 - No Play.</i>	X17
<u>1-10-KC 10</u>	(2:46) M.Gordon up the middle to KC 7 for 3 yards (D.Wilson, A.Hitchens).	
2-7-KC 7	<b>(1:49) (Shotgun) P.Rivers pass short right to K.Allen for 7 yards, TOUCHDOWN.</b>	P18

Kansas City Chiefs vs Los Angeles Chargers at Azteca Stadium

(Pass formation) TWO-POINT CONVERSION ATTEMPT. P.Rivers pass to H.Henry is complete. ATTEMPT SUCCEEDS.

KC 24 LAC 17, 6 plays, 75 yards, 2 penalties, 3:12 drive, 13:16 elapsed

T.Long kicks 65 yards from LAC 35 to end zone, Touchback.

Kansas City Chiefs at 1:44

- 1-10-KC 25 (1:44) D.Williams right guard to KC 31 for 6 yards (T.Davis; J.Jones).
- 2-4-KC 31 (1:11) (Shotgun) P.Mahomes pass short right to T.Kelce ran ob at KC 37 for 6 yards (J.Watkins).
- 1-10-KC 37 (:41) (Shotgun) D.Williams up the middle to KC 40 for 3 yards (T.Davis; J.Watkins).

P15

END OF QUARTER

	Score	Time Poss	First Downs				Efficiencies	
			R	P	X	T	3 Down	4 Down
Kansas City Chiefs	24	10:35	3	5	2	10	1/1	0/0
Los Angeles Chargers	17	4:25	0	2	2	4	1/2	0/0

## Fourth Quarter

11/18/2019

## Play By Play

Kansas City Chiefs continued.

- 2-7-KC 40 (15:00) (Shotgun) P.Mahomes pass incomplete short middle to M.Hardman.
- 3-7-KC 40 (14:57) (Shotgun) P.Mahomes pass incomplete deep left to T.Kelce.
- 4-7-KC 40 (14:50) (Punt formation) D.Colquitt punts 43 yards to LAC 17, Center-J.Winchester. D.King MUFFS catch, and recovers at LAC 18. D.King to LAC 18 for no gain (A.Watts).

## Los Angeles Chargers at 14:42

- 1-10-LAC 18 (14:42) (Shotgun) P.Rivers pass short left to H.Henry to LAC 32 for 14 yards (T.Mathieu). P19
- 1-10-LAC 32 (14:04) P.Rivers pass short right to H.Henry to LAC 36 for 4 yards (T.Mathieu, B.Breeland).
- 2-6-LAC 36 (13:22) P.Rivers pass incomplete short left to M.Gordon [C.Jones].
- 3-6-LAC 36 (13:17) (Shotgun) P.Rivers sacked at LAC 33 for -3 yards (F.Clark). FUMBLES (F.Clark) [F.Clark], recovered by LAC-A.Ekeler at LAC 36. A.Ekeler to LAC 36 for no gain (B.Niemann).
- 4-6-LAC 36 (12:26) (Punt formation) T.Long punts 49 yards to KC 15, Center-C.Mazza. M.Hardman to KC 22 for 7 yards (T.Pope).

## Kansas City Chiefs at 12:16

- 1-10-KC 22 (12:16) (Shotgun) P.Mahomes pass short left to L.McCoy ran ob at KC 36 for 14 yards (T.Davis). P16
- 1-10-KC 36 (11:49) L.McCoy up the middle to KC 48 for 12 yards (T.Davis; J.Brown).
- PENALTY on KC, Illegal Shift, 5 yards, enforced at KC 36 - No Play.*
- 1-15-KC 31 (11:19) (Shotgun) P.Mahomes pass short middle to M.Hardman to KC 36 for 5 yards (D.King).
- PENALTY on LAC-I.Rochell, Defensive Offside, 5 yards, enforced at KC 31 - No Play.*
- 1-10-KC 36 (10:57) (Shotgun) P.Mahomes pass short left to T.Kelce to KC 42 for 6 yards (T.Davis).
- 2-4-KC 42 (10:19) (Shotgun) D.Williams right guard to KC 45 for 3 yards (D.Square; J.Watkins).
- 3-1-KC 45 (9:38) D.Williams left tackle to KC 47 for 2 yards (T.Davis; D.Square). R17
- 1-10-KC 47 (8:59) (Shotgun) P.Mahomes pass incomplete short left to L.McCoy.
- 2-10-KC 47 (8:54) (Shotgun) L.McCoy left tackle to 50 for 3 yards (M.Ingram).
- 3-7-50 (8:16) (Shotgun) P.Mahomes pass incomplete short left to L.McCoy.
- 4-7-50 (8:12) (Punt formation) D.Colquitt punts 42 yards to LAC 8, Center-J.Winchester, fair catch by T.Pope.

## Los Angeles Chargers at 8:05

- 1-10-LAC 8 (8:05) (Shotgun) P.Rivers pass short right to A.Ekeler pushed ob at LAC 10 for 2 yards (D.Sorensen).
- 2-8-LAC 10 (7:35) (Shotgun) P.Rivers pass short middle to K.Allen to LAC 15 for 5 yards (A.Hitchens).
- 3-3-LAC 15 (6:57) (Shotgun) A.Ekeler right guard to LAC 14 for -1 yards (F.Clark).
- 4-4-LAC 14 (6:18) (Punt formation) T.Long punts 59 yards to KC 27, Center-C.Mazza. M.Hardman ran ob at KC 42 for 15 yards (D.Watt).

## Kansas City Chiefs at 6:07

- 1-10-KC 42 (6:07) D.Williams left guard to KC 45 for 3 yards (D.Perryman; M.Ingram).
- 2-7-KC 45 (5:27) (Shotgun) P.Mahomes pass short left to D.Williams to KC 49 for 4 yards (J.Watkins).
- 3-3-KC 49 (4:44) (Shotgun) P.Mahomes pass incomplete short left to D.Williams (M.Ingram).
- 4-3-KC 49 (4:40) (Punt formation) D.Colquitt punts 34 yards to LAC 17, Center-J.Winchester, downed by KC-D.Williams.

## Los Angeles Chargers at 4:30

- 1-10-LAC 17 (4:30) (Shotgun) P.Rivers pass incomplete deep left to M.Williams.
- 2-10-LAC 17 (4:25) (Shotgun) P.Rivers pass incomplete short left to M.Gordon.
- 3-10-LAC 17 (4:20) (Shotgun) P.Rivers pass deep middle intended for A.Patton INTERCEPTED by R.Fenton at KC 33. R.Fenton to KC 33 for no gain (A.Patton).

## Kansas City Chiefs at 4:13

- 1-10-KC 33 (4:13) D.Williams left guard to KC 36 for 3 yards (D.Perryman).
- 2-7-KC 36 (3:30) (Shotgun) P.Mahomes scrambles right end to KC 37 for 1 yard (K.White).
- Timeout #1 by LAC at 03:20.
- 3-6-KC 37 (3:20) (Shotgun) P.Mahomes scrambles left end to LAC 48 for 15 yards (J.Watkins). R18
- Timeout #2 by LAC at 03:11.
- 1-10-LAC 48 (3:11) D.Williams right guard to LAC 44 for 4 yards (T.Davis; R.Jenkins).
- Timeout #3 by LAC at 03:03.
- 2-6-LAC 44 (3:03) D.Williams up the middle to LAC 42 for 2 yards (J.Bosa, D.Square).
- 3-4-LAC 42 (2:21) (Shotgun) P.Mahomes sacked at LAC 44 for -2 yards (M.Ingram). LAC-M.Ingram was injured during the play. His return is Questionable.

Two-Minute Warning

- 4-6-LAC 44 (2:00) (Punt formation) D.Colquitt punts 35 yards to LAC 9, Center-J.Winchester, fair catch by T.Pope.

Kansas City Chiefs vs Los Angeles Chargers at Azteca Stadium

Los Angeles Chargers at 1:53

1-10-LAC 9	(1:53) (Shotgun) P.Rivers pass incomplete short right to H.Henry.	
2-10-LAC 9	(1:50) (Shotgun) P.Rivers pass short left to K.Allen to LAC 15 for 6 yards (R.Fenton).	
3-4-LAC 15	(1:30) (No Huddle, Shotgun) P.Rivers pass incomplete short middle to A.Ekeler (C.Jones).	
4-4-LAC 15	(1:25) (Shotgun) P.Rivers pass short middle to H.Henry to LAC 25 for 10 yards (T.Mathieu; B.Niemann).	P20
<u>1-10-LAC 25</u>	(1:05) (No Huddle, Shotgun) P.Rivers pass incomplete short right to A.Patton. <i>PENALTY on KC-R.Fenton, Illegal Contact, 5 yards, enforced at LAC 25 - No Play.</i>	X21
<u>1-10-LAC 30</u>	(1:00) (Shotgun) P.Rivers pass incomplete deep left to J.Moore.	
2-10-LAC 30	(:55) (Shotgun) P.Rivers pass incomplete short middle to M.Williams (C.Jones).	
3-10-LAC 30	(:52) (Shotgun) <i>PENALTY on LAC-T.Scott, False Start, 5 yards, enforced at LAC 30 - No Play.</i>	
3-15-LAC 25	(:52) (Shotgun) P.Rivers pass deep left to M.Williams pushed ob at KC 25 for 50 yards (R.Fenton).	P22
<u>1-10-KC 25</u>	(:44) (Shotgun) P.Rivers sacked at KC 32 for -7 yards. FUMBLES, recovered by LAC-M.Gordon at KC 24. The Replay Official reviewed the fumble ruling, and the play was REVERSED. (Shotgun) P.Rivers pass incomplete short middle.	
2-10-KC 25	(:41) (Shotgun) P.Rivers pass short right to A.Ekeler to KC 14 for 11 yards (B.Niemann).	P23
<u>1-10-KC 14</u>	(:25) (No Huddle) P.Rivers spiked the ball to stop the clock.	
2-10-KC 14	(:24) (Shotgun) P.Rivers pass deep right intended for A.Ekeler INTERCEPTED by D.Sorensen at KC -3. Touchback.	

Kansas City Chiefs at 0:18

1-10-KC 20	(:18) P.Mahomes kneels to KC 19 for -1 yards.
------------	---

END OF QUARTER	Time		First Downs				Efficiencies	
	Score	Poss	R	P	X	T	3 Down	4 Down
Kansas City Chiefs	24	8:44	2	1	0	3	2/6	0/0
Los Angeles Chargers	17	6:16	0	4	1	5	1/5	1/1

# Miscellaneous Statistics Report

## Kansas City Chiefs vs Los Angeles Chargers

11/18/2019 at Azteca Stadium

### Ten Longest Plays for Kansas City Chiefs

Yards	Qtr	Play Start	Play Description
31	2	2-4-KC 43	(2:52) (Shotgun) P.Mahomes pass deep left to T.Kelce ran ob at LAC 26 for 31 yards (J.Watkins).
24	1	3-7-KC 18	(3:14) (Shotgun) P.Mahomes scrambles right end ran ob at KC 42 for 24 yards (J.Watkins). KC-A.Reiter was injured during the play. His return is Questionable.
23	3	1-10-LAC 23	(5:01) (Shotgun) P.Mahomes pass deep left to T.Kelce for 23 yards, TOUCHDOWN [U.Nwosu].
20	3	3-2-KC 35	(12:34) (Shotgun) P.Mahomes scrambles right end pushed ob at LAC 45 for 20 yards (D.Perryman).
16	3	1-10-LAC 30	(10:43) (Shotgun) P.Mahomes pass deep left to L.McCoy ran ob at LAC 14 for 16 yards (C.Hayward).
15	3	2-10-LAC 45	(11:26) (Shotgun) P.Mahomes pass short right to S.Watkins to LAC 30 for 15 yards (J.Brown) [J.Bosa].
15	4	3-6-KC 37	(3:20) (Shotgun) P.Mahomes scrambles left end to LAC 48 for 15 yards (J.Watkins).
14	4	1-10-KC 22	(12:16) (Shotgun) P.Mahomes pass short left to L.McCoy ran ob at KC 36 for 14 yards (T.Davis).
11	1	3-7-KC 28	(8:51) (Shotgun) P.Mahomes pass short left to S.Watkins ran ob at KC 39 for 11 yards (J.Brown) [M.Ingram].
11	3	2-10-KC 46	(8:13) (Shotgun) P.Mahomes pass short middle to T.Kelce to LAC 43 for 11 yards (D.Perryman, R.Jenkins).

### Ten Longest Plays for Los Angeles Chargers

Yards	Qtr	Play Start	Play Description
50	4	3-15-LAC 25	(:52) (Shotgun) P.Rivers pass deep left to M.Williams pushed ob at KC 25 for 50 yards (R.Fenton).
37	1	1-10-KC 49	(12:29) (Shotgun) P.Rivers pass short right to A.Ekeler to KC 12 for 37 yards (J.Thornhill).
30	2	2-6-LAC 44	(15:00) (Shotgun) P.Rivers pass short right to K.Allen to KC 26 for 30 yards (B.Breeland).
26	2	3-2-LAC 33	(7:23) (Shotgun) P.Rivers pass deep left to M.Williams to KC 41 for 26 yards (D.Sorensen).
21	1	1-10-KC 48	(6:48) (No Huddle) M.Gordon right end to KC 27 for 21 yards (J.Thornhill, B.Breeland).
18	2	1-10-KC 26	(6:05) (Shotgun) A.Ekeler left end to KC 8 for 18 yards (A.Hitchens; J.Lucas). Handoff to 25. Lateral to 30.
18	2	2-10-LAC 41	(1:12) (Shotgun) P.Rivers pass short middle to A.Ekeler to KC 41 for 18 yards (J.Thornhill; A.Watts).
16	1	1-10-LAC 23	(14:55) P.Rivers pass short right to H.Henry to LAC 39 for 16 yards (R.Ragland).
16	2	1-10-LAC 25	(1:43) (Shotgun) P.Rivers pass short middle to A.Ekeler to LAC 41 for 16 yards (C.Ward).
15	2	1-10-KC 41	(6:42) (No Huddle, Shotgun) P.Rivers pass short middle to H.Henry to KC 26 for 15 yards (D.Sorensen).

### Touchdown Scoring Information

		Offense	Defense	Special Teams
<b>VISITOR</b>	Kansas City Chiefs	3	0	0
<b>HOME</b>	Los Angeles Chargers	1	0	0

### Player Scoring Information

Club	Player	TD	Rush TD	Rec TD	KO TD	Punt TD	Int TD	Fum TD	Misc TD	FG	XP	2Pt Rush	2Pt Rec	Sfty	Points
KC	D.Williams	0	1	0	0	0	0	0	0	0	0	0	0	0	6
KC	L.McCoy	0	1	0	0	0	0	0	0	0	0	0	0	0	6
KC	T.Kelce	0	0	1	0	0	0	0	0	0	0	0	0	0	6
KC	H.Butker	0	0	0	0	0	0	0	0	1	3	0	0	0	6
LAC	M.Badgley	0	0	0	0	0	0	0	0	3	0	0	0	0	9
LAC	K.Allen	0	0	1	0	0	0	0	0	0	0	0	0	0	6
LAC	H.Henry	0	0	0	0	0	0	0	0	0	0	0	1	0	2

### Possession Detail

	First Half		Second Half		Game	
	Visitor	Home	Visitor	Home	Visitor	Home
Largest Lead	4	3	15	0	15	3
Drives Leading	2	3	7	0	9	3
Time of Possession Leading	3:23	9:25	19:19	0:00	22:42	9:25
Largest Deficit	-3	-4	0	-15	-3	-15
Drives Trailing	3	2	0	6	3	8
Time of Possession Trailing	6:16	5:27	0:00	10:41	6:16	16:08
Times Score Tied Up		0		0		0
Lead Changes		2		0		2

# Playtime Percentage

Percent of playtime per player on offense, defense and special teams

## Kansas City Chiefs

## Los Angeles Chargers

		Offense				Defense		Special Teams						Offense		Defense		Special Teams			
A Wylie	G	67	100%			4	15%	M Schofield	G	79	100%							4	15%		
L Duvernay-Tardif	G	67	100%			4	15%	D Feeney	G	79	100%							4	15%		
E Fisher	T	67	100%			4	15%	S Quessenberry	C	79	100%							4	15%		
M Schwartz	T	67	100%			1	4%	T Scott	T	79	100%							4	15%		
P Mahomes	QB	67	100%					T Pipkins	T	79	100%							4	15%		
T Kelce	TE	64	96%					P Rivers	QB	79	100%										
A Reiter	C	60	90%			3	11%	M Williams	WR	73	92%										
S Watkins	WR	55	82%					K Allen	WR	70	89%										
M Hardman	WR	51	76%			12	44%	H Henry	TE	60	76%										
D Robinson	WR	38	57%			6	22%	A Patton	WR	59	75%										
D Yelder	TE	30	45%			11	41%	A Ekeler	RB	46	58%										
D Williams	RB	29	43%			14	52%	M Gordon	RB	41	52%										
L McCoy	RB	26	39%					V Green	TE	24	30%							5	19%		
D Williams	RB	12	18%					J Moore	WR	14	18%							10	37%		
B Pringle	WR	11	16%			18	67%	D Watt	FB	7	9%							21	78%		
A Sherman	FB	9	13%			19	70%	T Pope	RB	1	1%							15	56%		
S Wisniewski	G	7	10%			4	15%	R Jenkins	FS							67	100%	12	44%		
T Hill	WR	7	10%					M Davis	CB							67	100%	6	22%		
G Dieter	WR	3	4%			10	37%	C Hayward	CB							65	97%				
J Thornhill	FS					5	19%	T Davis	LB							65	97%				
T Mathieu	SS					76	96%									64	96%	6	22%		
D Sorensen	FS					70	89%	18	67%	J Watkins	SS					59	88%	2	7%		
F Clark	DE					68	86%			M Ingram	DE					58	87%	17	63%		
C Ward	CB					64	81%	8	30%	D King	CB					51	76%	2	7%		
T Kpassagnon	DE					64	81%	4	15%	J Bosa	DE					48	72%	12	44%		
C Jones	DT					62	78%	4	15%	J Brown	LB					37	55%	4	15%		
B Breeland	CB					62	78%			J Jones	DT					34	51%	1	4%		
A Hitchens	LB					51	65%	4	15%	B Mebane	NT					28	42%	5	19%		
D Wilson	LB					44	56%			D Square	NT					26	39%	6	22%		
D Nnadi	DT					41	52%	4	15%	J Tillery	DT					21	31%				
M Claiborne	CB					32	41%			D Perryman	LB					20	30%	21	78%		
R Fenton	CB					29	37%	10	37%	I Rochell	DE					10	15%	21	78%		
B Niemann	LB					28	35%	23	85%	U Nwosu	LB					7	10%	3	11%		
J Ivie	DT					27	34%			K White	LB					5	7%	8	30%		
K Saunders	DT					24	30%			R Teamer	CB					3	4%	22	81%		
M Pennel	NT					23	29%	4	15%	B Facyson	CB					2	3%	4	15%		
R Ragland	LB					16	20%			S Williams	DT										
J Lucas	SS					6	8%	8	30%	N Dzubnar	LB							23	85%		
A Watts	SS					3	4%	20	74%	S Luani	SS							14	52%		
D O'Daniel	LB							23	85%	E Egbule	LB							13	48%		
D Lee	LB							19	70%	T Long	P							12	44%		
D Colquitt	P							10	37%	C Mazza	LS							8	30%		
J Winchester	LS							10	37%	M Badgley	K							4	15%		
H Butker	K							9	33%												
C Erving	T							4	15%												

# National Football League Game Summary

NFL Copyright © 2019 by The National Football League. All rights reserved. This summary and play-by-play is for the express purpose of assisting media in their coverage of the game; any other use of this material is prohibited without the written permission of the National Football League. Updated: 11/25/2019

Date: Sunday, 11/24/2019

Oakland Raiders at New York Jets

Start Time: 1:02 PM EST

at MetLife Stadium, East Rutherford, NJ

## Game Day Weather

Game Weather: Raining

Temp: 43° F (6.1° C) Humidity: 93%, Wind: NW 12 mph

Played Outdoor on Turf: FieldTurf

Outdoor Weather: Showers, Wind Chill: 36

## Officials

Referee: Blakeman, Clete (34)

Umpire: Rice, Jeff (44)

Down Judge: Bergman, Jerry (91)

Line Judge: Symonette, Thomas (100)

Field Judge: Larrew, Joe (73)

Side Judge: Buchanan, Jimmy (86)

Back Judge: Paganelli, Perry (46)

Replay Official: Sumstine, Matthew (0)

## Lineups

Oakland Raiders				New York Jets			
Offense		Defense		Offense		Defense	
WR	16 T.Williams	DE	96 C.Ferrell	WR	11 Ro.Anderson	DL	96 H.Anderson
LT	74 K.Miller	DT	90 J.Hankins	WR	82 J.Crowder	DL	99 S.McLendon
LG	64 R.Incognito	DT	92 P.Hall	LT	68 K.Beachum	DL	95 Q.Williams
C	61 R.Hudson	DE	98 M.Crosby	LG	71 A.Lewis	OLB	48 J.Jenkins
RG	66 G.Jackson	SLB	59 T.Whitehead	C	78 J.Harrison	ILB	58 J.Burgess
RT	77 T.Brown	WLB	50 N.Morrow	RG	77 T.Compton	ILB	46 N.Hewitt
TE	83 D.Waller	CB	26 N.Lawson	RT	75 C.Edoga	CB	31 B.Austin
WR	12 Z.Jones	LCB	20 D.Worley	TE	84 R.Griffin	CB	23 A.Maulet
WR	13 H.Renfrow	RCB	27 T.Mullen	WR	18 D.Thomas	CB	34 B.Poole
QB	4 D.Carr	FS	21 D.Swearinger	QB	14 S.Darnold	SS	33 J.Adams
RB	28 J.Jacobs	SS	25 E.Harris	RB	26 L.Bell	FS	20 M.Maye

## Substitutions

P 6 A.Cole, QB 7 M.Glennon, K 8 D.Carlson, WR 11 T.Davis, CB 22 K.Nixon, RB 30 J.Richard, CB 31 I.Johnson, S 32 D.Leavitt, RB 33 D.Washington, S 35 C.Riley, FB 45 A.Ingold, LS 47 T.Sieg, LB 51 W.Compton, LB 58 K.Wilber, G/T 71 D.Good, DT 73 M.Hurst, T 75 B.Parker, TE 85 D.Carrier, TE 87 F.Moreau, WR 88 M.Ateman, DE 91 B.Mayowa, DE 95 D.Jordan, DE 97 J.Mauro

## Substitutions

QB 3 D.Fales, P 4 L.Edwards, K 9 S.Ficken, WR 10 B.Berrios, WR 17 V.Smith, RB 29 B.Powell, S 32 B.Countess, CB 35 K.Brown, RB 36 Jo.Adams, CB 37 M.Canady, LS 42 T.Hennessy, LB 44 H.Langi, LB 49 B.Bello, LB 50 F.Luvu, LB 51 B.Copeland, OL 69 C.McDermott, T 72 B.Shell, TE 85 T.Wesco, TE 87 D.Brown, WR/RB 88 T.Montgomery, LB 93 T.Basham, DL 94 F.Fatukasi, DL 97 N.Shepherd, DL 98 K.Phillips

## Did Not Play

OL 68 A.James

## Did Not Play

## Not Active

QB 14 D.Kizer, WR 18 K.Doss, S 29 L.Joyner, LB 54 P.Brown, C 62 E.Magnuson, T 72 D.Sharpe, DT 93 T.McClain

## Not Active

CB 21 N.Hairston, CB 27 D.Roberts, LB 40 P.Worrilow, S 41 M.Farley, LB 57 C.Mosley, DL 60 J.Willis, OL 63 L.Koloamatangi

## Field Goals (made ( ) & missed)

D.Carlson		(48) 43WL	S.Ficken		(24) (35) 48WL		
			1	2	3	4	OT
VISITOR:	Oakland Raiders		3	0	0	0	0
HOME:	New York Jets		3	10	21	0	0

## Scoring Plays

Team	Qtr	Time	Play Description (Extra Point) (Drive Info)	Visitor	Home
Raiders	1	9:56	D.Carlson 48 yd. Field Goal (11-46, 5:04)	3	0
Jets	1	5:02	S.Ficken 24 yd. Field Goal (10-69, 4:54)	3	3
Jets	2	10:44	S.Darnold 4 yd. run (S.Ficken kick) (12-96, 7:12)	3	10
Jets	2	3:12	S.Ficken 35 yd. Field Goal (10-50, 4:01)	3	13
Jets	3	12:58	R.Griffin 1 yd. pass from S.Darnold (S.Ficken kick) (4-81, 2:02)	3	20
Jets	3	6:39	Ro.Anderson 1 yd. pass from S.Darnold (S.Ficken kick) (4-39, 2:01)	3	27
Jets	3	6:25	B.Poole 15 yd. interception return (S.Ficken kick)	3	34

Paid Attendance: 78,523

Time: 2:52

Final Individual Statistics

Oakland Raiders										New York Jets									
RUSHING						RUSHING						RUSHING							
	ATT	YDS	AVG	LG	TD		ATT	YDS	AVG	LG	TD		ATT	YDS	AVG	LG	TD		
J.Jacobs	10	34	3.4	15	0	L.Bell	12	49	4.1	12	0	S.Darnold	4	16	4.0	8	1		
D.Washington	6	19	3.2	8	0	B.Powell	5	15	3.0	7	0	Jo.Adams	4	6	1.5	10	0		
D.Carr	1	11	11.0	11	0	T.Montgomery	5	2	0.4	4	0								
J.Richard	2	4	2.0	5	0														
M.Glennon	2	0	0.0	0	0														
A.Ingold	1	0	0.0	0	0														
Total	22	68	3.1	15	0	Total	30	88	2.9	12	1								
PASSING										PASSING									
	ATT	CMP	YDS	SK/YD	TD	LG	IN	RT		ATT	CMP	YDS	SK/YD	TD	LG	IN	RT		
D.Carr	27	15	127	1/7	0	19	1	52.5	S.Darnold	29	20	315	1/2	2	69	0	127.8		
M.Glennon	7	4	20	0/0	0	9	0	62.2											
Total	34	19	147	1/7	0	19	1	54.4	Total	29	20	315	1/2	2	69	0	127.8		
PASS RECEIVING								PASS RECEIVING											
	TAR	REC	YDS	AVG	LG	TD		TAR	REC	YDS	AVG	LG	TD						
J.Richard	7	6	47	7.8	18	0	L.Bell	5	5	59	11.8	23	0						
D.Waller	6	3	41	13.7	19	0	Ro.Anderson	5	4	86	21.5	31	1						
H.Renfrow	5	3	31	10.3	11	0	R.Griffin	3	3	13	4.3	12	1						
T.Williams	6	2	18	9.0	12	0	D.Thomas	3	2	22	11.0	14	0						
Z.Jones	2	2	5	2.5	6	0	J.Crowder	4	2	18	9.0	15	0						
F.Moreau	1	1	3	3.0	3	0	B.Berrios	1	1	69	69.0	69	0						
J.Jacobs	1	1	2	2.0	2	0	V.Smith	1	1	22	22.0	22	0						
D.Washington	1	1	0	0.0	0	0	T.Montgomery	2	1	21	21.0	21	0						
T.Davis	2	0	0	0.0	0	0	B.Powell	2	1	5	5.0	5	0						
M.Ateman	1	0	0	0.0	0	0													
D.Carrier	1	0	0	0.0	0	0													
Total	33	19	147	7.7	19	0	Total	26	20	315	15.8	69	2						
INTERCEPTIONS							INTERCEPTIONS												
	NO	YDS	AVG	LG	TD		NO	YDS	AVG	LG	TD								
						B.Poole	1	15	15.0	15	1								
Total	0	0	0	0	0	Total	1	15	15.0	15	1								
PUNTING								PUNTING											
	NO	YDS	AVG	NET	TB	IN20	LG	NO	YDS	AVG	NET	TB	IN20	LG					
A.Cole	7	315	45.0	38.4	1	4	57	L.Edwards	4	190	47.5	39.0	1	0	59				
Total	7	315	45.0	38.4	1	4	57	Total	4	190	47.5	39.0	1	0	59				
PUNT RETURNS								PUNT RETURNS											
	NO	YDS	AVG	FC	LG	TD		NO	YDS	AVG	FC	LG	TD						
T.Davis	2	14	7.0	1	11	0	B.Berrios	1	26	26.0	2	26	0						
[TOUCHBACK]	1	0	0.0	0	0	0	[DOWNED]	2	0	0.0	0	0	0						
							[OUT OF BOUNDS]	1	0	0.0	0	0	0						
							[TOUCHBACK]	1	0	0.0	0	0	0						
Total	2	14	7.0	1	11	0	Total	1	26	26.0	2	26	0						
KICKOFF RETURNS								KICKOFF RETURNS											
	NO	YDS	AVG	FC	LG	TD		NO	YDS	AVG	FC	LG	TD						
T.Davis	4	70	17.5	0	22	0	V.Smith	1	19	19.0	0	19	0						
[TOUCHBACK]	3	0	0.0	0	0	0	[TOUCHBACK]	1	0	0.0	0	0	0						
Total	4	70	17.5	0	22	0	Total	1	19	19.0	0	19	0						

Oakland Raiders

FUMBLES	FUM	LOST	OWN-REC	YDS	TD	FORCED	OPP-REC	YDS	TD	OUT-BDS
M.Glennon	3	1	2	-3	0	0	0	0	0	0
K.Miller	0	0	0	0	0	0	1	0	0	0
Total	3	1	2	-3	0	0	1	0	0	0

New York Jets

FUMBLES	FUM	LOST	OWN-REC	YDS	TD	FORCED	OPP-REC	YDS	TD	OUT-BDS
S.Darnold	1	0	1	0	0	0	0	0	0	0
J.Burgess	1	1	0	0	0	0	1	-4	0	0
Total	2	1	1	0	0	0	1	-4	0	0

Oakland Raiders vs New York Jets  
11/24/2019 at MetLife Stadium

# Final Team Statistics

	Visitor Raiders	Home Jets
<b>TOTAL FIRST DOWNS</b>	10	21
By Rushing	2	5
By Passing	8	15
By Penalty	0	1
<b>THIRD DOWN EFFICIENCY</b>	5-15-33%	5-12-42%
<b>FOURTH DOWN EFFICIENCY</b>	0-1-0%	0-0-0%
<b>TOTAL NET YARDS</b>	208	401
Total Offensive Plays (inc. times thrown passing)	57	60
Average gain per offensive play	3.6	6.7
<b>NET YARDS RUSHING</b>	68	88
Total Rushing Plays	22	30
Average gain per rushing play	3.1	2.9
Tackles for a loss-number and yards	2-5	5-15
<b>NET YARDS PASSING</b>	140	313
Times thrown - yards lost attempting to pass	1-7	1-2
Gross yards passing	147	315
<b>PASS ATTEMPTS-COMPLETIONS-HAD INTERCEPTED</b>	34-19-1	29-20-0
Avg gain per pass play (inc.# thrown passing)	4.0	10.4
<b>KICKOFFS Number-In End Zone-Touchbacks</b>	2-2-1	7-4-3
<b>PUNTS Number and Average</b>	7-45.0	4-47.5
Had Blocked	0	0
<b>FGs - PATs Had Blocked</b>	0-0	0-0
<b>Net Punting Average</b>	38.4	39.0
<b>TOTAL RETURN YARDAGE (Not Including Kickoffs)</b>	14	41
No. and Yards Punt Returns	2-14	1-26
No. and Yards Kickoff Returns	4-70	1-19
No. and Yards Interception Returns	0-0	1-15
<b>PENALTIES Number and Yards</b>	4-35	4-37
<b>FUMBLES Number and Lost</b>	3-1	2-1
<b>TOUCHDOWNS</b>	0	4
Rushing	0	1
Passing	0	2
Interceptions	0	1
<b>EXTRA POINTS Made-Attempts</b>	0-0	4-4
Kicking Made-Attempts	0-0	4-4
<b>FIELD GOALS Made-Attempts</b>	1-2	2-3
<b>RED ZONE EFFICIENCY</b>	0-0-0%	3-5-60%
<b>GOAL TO GO EFFICIENCY</b>	0-0-0%	3-4-75%
<b>SAFETIES</b>	0	0
<b>FINAL SCORE</b>	3	34
<b>TIME OF POSSESSION</b>	28:30	31:30

# Ball Possession And Drive Chart

## Oakland Raiders

#	Time Recd	Time Lost	Time Poss	How Ball Obtained	Drive Began	# Play	Yds Gain	Yds Pen	Net Yds	1st Down	Last Scrm	How Given Up
1	15:00	9:56	5:04	Kickoff	OAK 25	11	46	0	46	3	NYJ 29	Field Goal
2	5:02	2:56	2:06	Kickoff	OAK 25	4	19	-5	14	1	OAK 39	Punt
3	10:44	7:13	3:31	Kickoff	OAK 25	8	50	0	50	2	NYJ 25	Missed FG
4	3:12	1:49	1:23	Kickoff	OAK 21	3	1	0	1	0	OAK 22	Punt
5	0:40	0:07	0:33	Missed FG	OAK 38	3	7	0	7	0	OAK 45	Punt
6	12:58	8:40	4:18	Kickoff	OAK 16	7	33	-10	23	1	OAK 39	Downs
7	6:39	6:25	0:14	Kickoff	OAK 13	1	0	0	0	0	OAK 13	Interception
8	6:25	3:19	3:06	Kickoff	OAK 24	6	17	0	17	1	OAK 41	Punt
9	1:49	1:13	0:36	Punt	OAK 34	1	0	0	0	0	OAK 34	Fumble
10	1:13	14:12	2:01	Fumble	OAK 38	3	8	0	8	0	OAK 46	Punt
11	13:18	11:32	1:46	Punt	OAK 42	5	10	0	10	1	NYJ 48	Punt
12	6:22	3:28	2:54	Punt	OAK 20	5	15	0	15	1	OAK 35	Punt
13	0:58	0:00	0:58	Punt	OAK 35	2	-1	0	-1	0	OAK 38	End of Game

(356) Average OAK 27

## New York Jets

#	Time Recd	Time Lost	Time Poss	How Ball Obtained	Drive Began	# Play	Yds Gain	Yds Pen	Net Yds	1st Down	Last Scrm	How Given Up
1	9:56	5:02	4:54	Kickoff	NYJ 25	10	79	-10	69	3	* OAK 6	Field Goal
2	2:56	10:44	7:12	Punt	NYJ 4	12	91	5	96	8	* OAK 4	Touchdown
3	7:13	3:12	4:01	Missed FG	NYJ 33	10	50	0	50	2	* OAK 17	Field Goal
4	1:49	0:40	1:09	Punt	OAK 25	4	5	-10	-5	0	OAK 30	Missed FG
5	0:07	0:00	0:07	Punt	NYJ 14	1	-1	0	-1	0	NYJ 14	End of Half
6	15:00	12:58	2:02	Kickoff	NYJ 19	4	81	0	81	3	* OAK 1	Touchdown
7	8:40	6:39	2:01	Downs	OAK 39	4	39	0	39	2	* OAK 1	Touchdown
8	3:19	1:49	1:30	Punt	NYJ 15	3	3	0	3	0	NYJ 18	Punt
9	14:12	13:18	0:54	Punt	NYJ 22	3	3	-12	-9	0	NYJ 13	Punt
10	11:32	6:22	5:10	Punt	NYJ 20	8	45	-5	40	2	OAK 40	Punt
11	3:28	0:58	2:30	Punt	NYJ 16	4	6	0	6	1	NYJ 22	Punt

(304) Average NYJ 28

\* inside opponent's 20

## Time of Possession by Quarter

Visitor	1st	2nd	3rd	4th	OT	Total
Oakland Raiders	7:10	5:27	9:27	6:26		28:30
Home New York Jets	7:50	9:33	5:33	8:34		31:30

## Kickoff Drive No.-Start Average

Raiders: 7 - OAK 21

Jets: 2 - NYJ 22

## Final Defensive Statistics

**TKL = Tackle AST = Assist COMB = Combined QH=QB Hit IN = Interception PD = Pass Defense FF = Forced Fumble FR = Fumble Recovery**

New York Jets	Regular Defensive Plays												Special Teams					Misc			
	TKL	AST	COMB	SK	/ YDS	TFL	QH	IN	PD	FF	FR	TKL	AST	FF	FR	BL	TKL	AST	FF	FR	
J.Burgess	6	3	9	0	0	1	0	0	1	0	1	0	0	0	0	0	0	0	0	0	
J.Adams	5	2	7	0.5	3.5	0	3	0	0	0	0	0	0	0	0	0	0	0	0	0	
A.Maulet	5	2	7	0	0	3	0	0	0	0	0	0	0	0	0	0	0	0	0	0	
N.Hewitt	4	3	7	0	0	0	1	0	1	0	0	0	0	0	0	0	0	0	0	0	
B.Austin	2	3	5	0	0	0	0	0	1	0	0	0	0	0	0	0	0	0	0	0	
J.Jenkins	2	2	4	0	0	0	0	0	0	0	0	0	0	0	0	0	0	0	0	0	
B.Copeland	1	2	3	0.5	3.5	0	1	0	0	0	0	0	0	0	0	0	0	0	0	0	
H.Anderson	1	2	3	0	0	0	1	0	0	0	0	0	0	0	0	0	0	0	0	0	
M.Maye	1	2	3	0	0	0	0	0	1	0	0	1	0	0	0	0	0	0	0	0	
K.Phillips	1	2	3	0	0	0	0	0	0	0	0	0	0	0	0	0	0	0	0	0	
S.McLendon	1	0	1	0	0	1	0	0	0	0	0	0	0	0	0	0	0	0	0	0	
B.Poole	0	1	1	0	0	0	0	1	1	0	0	0	0	0	0	0	0	0	0	0	
T.Basham	0	1	1	0	0	0	0	0	0	0	0	1	1	0	0	0	0	0	0	0	
Q.Williams	0	1	1	0	0	0	0	0	0	0	0	0	0	0	0	0	0	0	0	0	
M.Canady	0	0	0	0	0	0	0	0	0	0	0	1	1	0	0	0	0	0	0	0	
B.Bello	0	0	0	0	0	0	0	0	0	0	0	1	0	0	0	0	0	0	0	0	
H.Langi	0	0	0	0	0	0	0	0	0	0	0	0	1	0	0	0	0	0	0	0	
V.Smith	0	0	0	0	0	0	0	0	0	0	0	0	1	0	0	0	0	0	0	0	
S.Darnold	0	0	0	0	0	0	0	0	0	0	0	0	0	0	0	0	0	0	0	1	
Total	29	26	55	1	7	5	6	1	5	0	1	4	4	0	0	0	0	0	0	1	

## First Half Summary

Oakland Raiders										New York Jets															
RUSHING					ATT	YDS	AVG	LG	TD	RUSHING					ATT	YDS	AVG	LG	TD						
J.Jacobs					6	24	4.0	15	0	L.Bell					8	30	3.8	12	0						
D.Washington					1	8	8.0	8	0	S.Darnold					4	16	4.0	8	0						
										B.Powell					4	12	3.0	7	0						
Total					7	32	4.6	15	0	Total					16	58	3.6	12	0						
PASSING					ATT	CMP	YDS	SK/YD	TD	LG	IN	RT	PASSING					ATT	CMP	YDS	SK/YD	TD	LG	IN	RT
D.Carr					19	10	98	1/7	0	19	0	67.4	S.Darnold					17	12	168	1/2	0	31	0	102.3
Total					19	10	98	1/7	0	19	0	67.4	Total					17	12	168	1/2	0	31	0	102.3
PASS RECEIVING					TAR	REC	YDS	AVG	LG	TD	PASS RECEIVING					TAR	REC	YDS	AVG	LG	TD				
J.Richard					5	4	40	10.0	18	0	L.Bell					4	4	56	14.0	23	0				
D.Waller					5	2	34	17.0	19	0	Ro.Anderson					2	2	55	27.5	31	0				
T.Williams					2	1	12	12.0	12	0	D.Thomas					2	2	22	11.0	14	0				
H.Renfrow					3	1	11	11.0	11	0	J.Crowder					3	2	18	9.0	15	0				
J.Jacobs					1	1	2	2.0	2	0	R.Griffin					1	1	12	12.0	12	0				
Z.Jones					1	1	-1	-1.0	-1	0	B.Powell					2	1	5	5.0	5	0				
D.Carrier					1	0	0	0.0	0	0															
Total					18	10	98	9.8	19	0	Total					14	12	168	14.0	31	0				

[illegible]

**11/24/2019 at MetLife Stadium**

## First Half Summary

[illegible]

## Play By Play

## First Quarter

11/24/2019

NYJ wins the coin toss and elects to defer. OAK elects to Receive, and NYJ elects to defend the north goal.

S.Ficken kicks 65 yards from NYJ 35 to end zone, Touchback.

## Oakland Raiders at 15:00

1-10-OAK 25	(15:00) J.Jacobs up the middle to OAK 25 for no gain (J.Jenkins).	
2-10-OAK 25	(14:34) (No Huddle, Shotgun) D.Carr pass short right to Z.Jones to OAK 24 for -1 yards (A.Maulet).	
3-11-OAK 24	(13:49) (Shotgun) D.Carr pass short right to J.Richard to OAK 42 for 18 yards (J.Adams).	P1
<u>1-10-OAK 42</u>	(13:06) (Shotgun) D.Carr pass short left to H.Renfrow to NYJ 47 for 11 yards (B.Austin; N.Hewitt).	P2
<u>1-10-NYJ 47</u>	(12:38) (No Huddle) D.Carr pass short right to J.Jacobs to NYJ 45 for 2 yards (N.Hewitt).	
2-8-NYJ 45	(12:01) J.Jacobs left guard to NYJ 43 for 2 yards (J.Jenkins; T.Basham).	
3-6-NYJ 43	(11:19) (Shotgun) D.Carr pass short right to T.Williams to NYJ 31 for 12 yards (N.Hewitt).	P3
<u>1-10-NYJ 31</u>	(10:43) (Shotgun) J.Jacobs right tackle to NYJ 29 for 2 yards (H.Anderson; B.Austin).	
2-8-NYJ 29	(10:10) D.Carr pass incomplete deep right to D.Carrier.	
3-8-NYJ 29	(10:04) (Shotgun) D.Carr pass incomplete short right to H.Renfrow.	
4-8-NYJ 29	<b>(10:00) D.Carlson 48 yard field goal is GOOD, Center-T.Sieg, Holder-A.Cole.</b>	

**OAK 3 NYJ 0, 11 plays, 46 yards, 5:04 drive, 5:04 elapsed**

D.Carlson kicks 65 yards from OAK 35 to end zone, Touchback.

## New York Jets at 9:56

1-10-NYJ 25	(9:56) (Shotgun) S.Darnold pass deep right to L.Bell to NYJ 48 for 23 yards (D.Swearinger).	P1
<u>1-10-NYJ 48</u>	(9:24) (No Huddle) L.Bell up the middle to OAK 48 for 4 yards (J.Hankins).	
2-6-OAK 48	(8:54) (No Huddle) S.Darnold pass short left to Ro.Anderson pushed ob at OAK 24 for 24 yards (T.Mullen).	P2
<u>1-10-OAK 24</u>	(8:19) (No Huddle, Shotgun) S.Darnold scrambles right end pushed ob at OAK 19 for 5 yards (T.Whitehead).	
2-5-OAK 19	(7:42) L.Bell up the middle to OAK 16 for 3 yards (C.Riley; E.Harris).	
3-2-OAK 16	(7:03) (Shotgun) S.Darnold pass short left to D.Thomas to OAK 8 for 8 yards (D.Worley; N.Morrow).	P3
<u>1-8-OAK 8</u>	(6:23) (Shotgun) S.Darnold pass short left to D.Thomas for 8 yards, TOUCHDOWN. The Replay Official reviewed the play for possible offensive pass interference, and the play was REVERSED. (Shotgun) S.Darnold pass short left to D.Thomas for 8 yards, TOUCHDOWN NULLIFIED by Penalty. <i>PENALTY on NYJ-D.Brown, Offensive Pass Interference, 10 yards, enforced at OAK 8 - No Play.</i>	
1-18-OAK 18	(6:18) (Shotgun) S.Darnold scrambles left end pushed ob at OAK 10 for 8 yards (D.Worley).	
2-10-OAK 10	(5:41) (Shotgun) S.Darnold pass short left to L.Bell pushed ob at OAK 6 for 4 yards (N.Morrow).	
3-6-OAK 6	(5:13) (Shotgun) S.Darnold pass incomplete short right to J.Crowder.	
4-6-OAK 6	<b>(5:05) S.Ficken 24 yard field goal is GOOD, Center-T.Hennessy, Holder-L.Edwards.</b>	

**OAK 3 NYJ 3, 10 plays, 69 yards, 4:54 drive, 9:58 elapsed**

S.Ficken kicks 65 yards from NYJ 35 to end zone, Touchback.

## Oakland Raiders at 5:02

1-10-OAK 25	(5:02) (Shotgun) D.Carr pass short left to J.Richard to OAK 42 for 17 yards (J.Burgess).	P4
<u>1-10-OAK 42</u>	(4:24) (Shotgun) D.Carr pass incomplete short left to D.Waller (J.Burgess).	
2-10-OAK 42	(4:20) J.Jacobs left guard to OAK 44 for 2 yards (K.Phillips).	
3-8-OAK 44	<i>(3:38) (Shotgun) PENALTY on OAK-R.Incognito, False Start, 5 yards, enforced at OAK 44 - No Play.</i>	
3-13-OAK 39	(3:16) (Shotgun) D.Carr pass incomplete deep middle to T.Williams.	
4-13-OAK 39	(3:10) A.Cole punts 57 yards to NYJ 4, Center-T.Sieg, downed by OAK-I.Johnson.	

## New York Jets at 2:56

1-10-NYJ 4	(2:56) L.Bell left tackle to NYJ 6 for 2 yards (N.Morrow).	
2-8-NYJ 6	(2:19) S.Darnold pass short left to L.Bell to NYJ 23 for 17 yards (N.Morrow). NYJ-K.Beachum was injured during the play.	P4
<u>1-10-NYJ 23</u>	(1:51) (Shotgun) L.Bell left guard to NYJ 23 for no gain (J.Hankins).	
2-10-NYJ 23	(1:16) S.Darnold pass short right to J.Crowder pushed ob at NYJ 38 for 15 yards (N.Lawson).	P5
<u>1-10-NYJ 38</u>	(:40) L.Bell right guard to NYJ 39 for 1 yard (D.Swearinger; M.Hurst).	

## END OF QUARTER

	Score	Time Poss	First Downs				Efficiencies	
			R	P	X	T	3 Down	4 Down
Oakland Raiders	3	7:10	0	4	0	4	2/4	0/0
New York Jets	3	7:50	0	5	0	5	1/2	0/0

## Play By Play

## Second Quarter

11/24/2019

New York Jets continued.

2-9-NYJ 39	(15:00) (Shotgun) S.Darnold pass short left to R.Griffin to OAK 49 for 12 yards (E.Harris). NYJ-C.Edoga was injured during the play.	P6
<u>1-10-OAK 49</u>	(14:23) L.Bell right tackle to OAK 37 for 12 yards (C.Riley).	R7
<u>1-10-OAK 37</u>	(13:46) (No Huddle, Shotgun) S.Darnold pass short right to L.Bell pushed ob at OAK 25 for 12 yards (C.Riley).	P8
<u>1-10-OAK 25</u>	(13:17) L.Bell up the middle to OAK 19 for 6 yards (C.Riley).	
2-4-OAK 19	(12:39) B.Powell up the middle to OAK 14 for 5 yards (N.Morrow).	R9
<u>1-10-OAK 14</u>	(12:03) (Shotgun) S.Darnold pass short right to B.Powell to OAK 9 for 5 yards (D.Swearinger).	
2-5-OAK 9	(11:16) (Shotgun) S.Darnold sacked at OAK 20 for -11 yards (M.Crosby).	
	<i>PENALTY on OAK-M.Hurst, Roughing the Passer, 5 yards, enforced at OAK 9 - No Play.</i>	X10
<u>1-4-OAK 4</u>	<b>(10:48) (Shotgun) S.Darnold right tackle for 4 yards, TOUCHDOWN.</b>	R11
	S.Ficken extra point is GOOD, Center-T.Hennessy, Holder-L.Edwards.	

OAK 3 NYJ 10, 12 plays, 96 yards, 1 penalty, 7:12 drive, 4:16 elapsed

S.Ficken kicks 65 yards from NYJ 35 to end zone, Touchback.

## Oakland Raiders at 10:44

1-10-OAK 25	(10:44) D.Carr sacked at OAK 18 for -7 yards (sack split by B.Copeland and J.Adams).	
2-17-OAK 18	(10:01) J.Jacobs left end to OAK 33 for 15 yards (N.Hewitt).	
3-2-OAK 33	(9:14) (Shotgun) D.Carr pass short left to D.Waller to OAK 48 for 15 yards (J.Adams).	P5
<u>1-10-OAK 48</u>	(8:30) D.Carr pass short right to D.Waller pushed ob at NYJ 33 for 19 yards (M.Maye).	P6
<u>1-10-NYJ 33</u>	(7:54) (Shotgun) D.Carr pass incomplete deep middle to D.Waller.	
2-10-NYJ 33	(7:48) (Shotgun) D.Washington up the middle to NYJ 25 for 8 yards (J.Jenkins).	
	Timeout #1 by OAK at 07:20.	
3-2-NYJ 25	(7:20) (Shotgun) D.Carr pass incomplete short left to H.Renfrow (B.Austin). OAK-H.Renfrow was injured during the play.	
4-2-NYJ 25	(7:17) D.Carson 43 yard field goal is No Good, Wide Left, Center-T.Sieg, Holder-A.Cole.	

## New York Jets at 7:13

1-10-NYJ 33	(7:13) (Shotgun) B.Powell up the middle to NYJ 36 for 3 yards (M.Crosby).	
2-7-NYJ 36	(6:43) (Shotgun) S.Darnold pass short middle to B.Powell to NYJ 41 for 5 yards (T.Whitehead). Oakland challenged the pass completion ruling, and the play was REVERSED. (Shotgun) S.Darnold pass incomplete short middle to B.Powell.	
3-7-NYJ 36	(6:40) (Shotgun) S.Darnold FUMBLES (Aborted) at NYJ 31, and recovers at NYJ 31. S.Darnold pass short left to D.Thomas to 50 for 14 yards (T.Whitehead).	P12
<u>1-10-50</u>	(6:13) (No Huddle, Shotgun) S.Darnold pass incomplete short right.	
2-10-50	(6:07) B.Powell left end to OAK 43 for 7 yards (W.Compton; N.Morrow).	
3-3-OAK 43	(5:27) (No Huddle, Shotgun) S.Darnold pass deep middle to Ro.Anderson to OAK 12 for 31 yards (N.Morrow).	P13
<u>1-10-OAK 12</u>	(4:43) B.Powell right end to OAK 15 for -3 yards (T.Whitehead).	
2-13-OAK 15	(4:04) (Shotgun) S.Darnold sacked at OAK 17 for -2 yards (M.Crosby).	
3-15-OAK 17	(3:21) (Shotgun) S.Darnold pass incomplete short right.	
4-15-OAK 17	<b>(3:16) S.Ficken 35 yard field goal is GOOD, Center-T.Hennessy, Holder-L.Edwards.</b>	

OAK 3 NYJ 13, 10 plays, 50 yards, 4:01 drive, 11:48 elapsed

S.Ficken kicks 66 yards from NYJ 35 to OAK -1. T.Davis to OAK 21 for 22 yards (T.Basham).

## Oakland Raiders at 3:12, (1st play from scrimmage 3:08)

1-10-OAK 21	(3:08) (Shotgun) J.Jacobs right end to OAK 24 for 3 yards (A.Maulet; J.Adams).	
2-7-OAK 24	(2:39) (Shotgun) D.Carr pass incomplete short left to J.Richard.	
3-7-OAK 24	(2:34) (Shotgun) D.Carr pass short right to J.Richard to OAK 22 for -2 yards (A.Maulet).	

Two-Minute Warning

4-9-OAK 22	(2:00) A.Cole punts 44 yards to NYJ 34, Center-T.Sieg. B.Berrios pushed ob at OAK 40 for 26 yards (A.Cole).	
	<i>PENALTY on OAK-A.Cole, Unnecessary Roughness, 15 yards, enforced at OAK 40.</i>	

## New York Jets at 1:49

1-10-OAK 25	(1:49) (Shotgun) L.Bell right guard to OAK 23 for 2 yards (J.Hankins; M.Crosby).	
2-8-OAK 23	(1:08) (Shotgun) S.Darnold pass short left to T.Montgomery pushed ob at OAK 3 for 20 yards (E.Harris).	
	<i>PENALTY on NYJ-A.Lewis, Offensive Holding, 10 yards, enforced at OAK 23 - No Play.</i>	
2-18-OAK 33	(1:01) (Shotgun) S.Darnold pass short left to J.Crowder to OAK 30 for 3 yards (N.Lawson).	
	Timeout #2 by OAK at 00:47.	

Oakland Raiders vs New York Jets at MetLife Stadium

- 3-15-OAK 30 (:47) (Shotgun) S.Darnold pass incomplete short middle.
- 4-15-OAK 30 (:44) S.Ficken 48 yard field goal is No Good, Wide Left, Center-T.Hennessy, Holder-L.Edwards.

Oakland Raiders at 0:40

- 1-10-OAK 38 (:40) (Shotgun) D.Carr pass short right to J.Richard to OAK 45 for 7 yards (J.Burgess).
- 2-3-OAK 45 (:21) (No Huddle) D.Carr spiked the ball to stop the clock.
- 3-3-OAK 45 (:20) (Shotgun) D.Carr pass incomplete short left to D.Waller.
- 4-3-OAK 45 (:15) A.Cole punts 41 yards to NYJ 14, Center-T.Sieg, downed by OAK-I.Johnson.

New York Jets at 0:07

- 1-10-NYJ 14 (:07) S.Darnold kneels to NYJ 13 for -1 yards.

END OF QUARTER

	Score	Time Poss	First Downs				Efficiencies	
			R	P	X	T	3 Down	4 Down
Oakland Raiders	3	5:27	0	2	0	2	1/4	0/0
New York Jets	13	9:33	3	4	1	8	2/4	0/0

## Play By Play

## Third Quarter

11/24/2019

NYJ elects to Receive, and OAK elects to defend the goal.

D.Carlson kicks 65 yards from OAK 35 to NYJ 0. V.Smith to NYJ 19 for 19 yards (E.Harris).

**New York Jets at 15:00, (1st play from scrimmage 14:55)**

1-10-NYJ 19	(14:55) L.Bell right end to NYJ 25 for 6 yards (T.Mullen).	
2-4-NYJ 25	(14:20) L.Bell left tackle to NYJ 30 for 5 yards (D.Swearingen).	R14
<u>1-10-NYJ 30</u>	(13:39) (Shotgun) S.Darnold pass short left to B.Berrios pushed ob at OAK 1 for 69 yards (E.Harris).	P15
<u>1-1-OAK 1</u>	<b>(13:05) (Shotgun) S.Darnold pass short left to R.Griffin for 1 yard, TOUCHDOWN.</b>	P16
	S.Ficken extra point is GOOD, Center-T.Hennessy, Holder-L.Edwards.	

<b>OAK 3 NYJ 20, 4 plays, 81 yards, 2:02 drive, 2:02 elapsed</b>
--

S.Ficken kicks 63 yards from NYJ 35 to OAK 2. T.Davis to OAK 16 for 14 yards (B.Bello).

**Oakland Raiders at 12:58, (1st play from scrimmage 12:54)**

1-10-OAK 16	(12:54) J.Jacobs right guard to OAK 16 for no gain (H.Anderson; J.Jenkins).	
2-10-OAK 16	(12:17) (Shotgun) D.Carr pass short right to F.Moreau to OAK 19 for 3 yards (B.Austin).	
3-7-OAK 19	(12:17) (Shotgun) D.Carr scrambles up the middle to OAK 30 for 11 yards (N.Hewitt).	R7
<u>1-10-OAK 30</u>	(11:09) J.Jacobs up the middle to OAK 37 for 7 yards (J.Adams).	
2-3-OAK 37	(10:32) J.Jacobs left guard to OAK 35 for -2 yards (F.Fatukasi).	
	<i>PENALTY on OAK-R.Hudson, Offensive Holding, 10 yards, enforced at OAK 37 - No Play.</i>	
2-13-OAK 27	(10:17) (Shotgun) D.Carr pass short right to H.Renfrow to OAK 38 for 11 yards (M.Maye; K.Phillips).	
3-2-OAK 38	(9:31) J.Jacobs up the middle to OAK 39 for 1 yard (B.Copeland).	
4-1-OAK 39	(8:49) A.Ingold up the middle to OAK 39 for no gain (M.Maye; B.Austin).	
	Oakland challenged the short of the line to gain ruling, and the play was Upheld. The ruling on the field stands. (Timeout #1 at 08:40.)	

**New York Jets at 8:40**

1-10-OAK 39	(8:40) (Shotgun) S.Darnold pass deep right to Ro.Anderson to OAK 9 for 30 yards (N.Lawson).	P17
<u>1-9-OAK 9</u>	(8:00) L.Bell right tackle to OAK 4 for 5 yards (E.Harris).	
2-4-OAK 4	(7:20) (Shotgun) S.Darnold pass short right to L.Bell pushed ob at OAK 1 for 3 yards (E.Harris).	
3-1-OAK 1	<b>(6:44) (Shotgun) S.Darnold pass short right to Ro.Anderson for 1 yard, TOUCHDOWN.</b>	P18
	S.Ficken extra point is GOOD, Center-T.Hennessy, Holder-L.Edwards.	

<b>OAK 3 NYJ 27, 4 plays, 39 yards, 2:01 drive, 8:21 elapsed</b>
--

S.Ficken kicks 64 yards from NYJ 35 to OAK 1. T.Davis to OAK 13 for 12 yards (M.Maye).

**Oakland Raiders at 6:39, (1st play from scrimmage 6:32)**

1-10-OAK 13	<b>(6:32) (Shotgun) D.Carr pass short left intended for T.Williams INTERCEPTED by B.Poole (N.Hewitt) at OAK 15. B.Poole for 15 yards, TOUCHDOWN.</b>	
-------------	--	--

**New York Jets at 6:25**

S.Ficken extra point is GOOD, Center-T.Hennessy, Holder-L.Edwards.

<b>OAK 3 NYJ 34, 0 plays, 15 yards, 0:00 drive, 8:35 elapsed</b>
--

S.Ficken kicks 63 yards from NYJ 35 to OAK 2. T.Davis to OAK 24 for 22 yards (T.Basham; H.Langi).

**Oakland Raiders at 6:25, (1st play from scrimmage 6:16)**

1-10-OAK 24	(6:16) (Shotgun) J.Jacobs up the middle to OAK 26 for 2 yards (J.Adams).	
2-8-OAK 26	(5:42) (Shotgun) D.Carr pass incomplete short middle to T.Williams.	
3-8-OAK 26	(5:39) (Shotgun) D.Carr pass short left to H.Renfrow to OAK 35 for 9 yards (H.Anderson).	P8
<u>1-10-OAK 35</u>	(4:56) D.Carr pass short right to D.Washington to OAK 35 for no gain (J.Adams).	
2-10-OAK 35	(4:11) (Shotgun) D.Carr pass short middle to Z.Jones to OAK 41 for 6 yards (J.Burgess).	
3-4-OAK 41	(3:29) (Shotgun) D.Carr pass incomplete short left to T.Davis [N.Hewitt].	
4-4-OAK 41	(3:26) A.Cole punts 44 yards to NYJ 15, Center-T.Sieg, fair catch by B.Berrios.	

**New York Jets at 3:19**

1-10-NYJ 15	(3:19) L.Bell right guard to NYJ 18 for 3 yards (C.Ferrell; N.Morrow).	
2-7-NYJ 18	(2:39) (Shotgun) S.Darnold pass short left to R.Griffin to NYJ 18 for no gain (T.Whitehead).	
3-7-NYJ 18	(2:05) (Shotgun) S.Darnold pass incomplete short right to J.Crowder.	
4-7-NYJ 18	(2:00) L.Edwards punts 59 yards to OAK 23, Center-T.Hennessy. T.Davis to OAK 34 for 11 yards (M.Canady).	

**Oakland Raiders at 1:49**

1-10-OAK 34	(1:49) #7 Mike Glennon in at QB M.Glennon FUMBLES (Aborted) at OAK 33, touched at OAK 34, RECOVERED by NYJ-J.Burgess at OAK 36. J.Burgess to OAK 40 for -4 yards. FUMBLES, RECOVERED by OAK-K.Miller at OAK 38. K.Miller to OAK 38 for no gain (J.Burgess).	
-------------	---	--

Oakland Raiders vs New York Jets at MetLife Stadium

Oakland Raiders at 1:13

1-10-OAK 38 (1:13) (Shotgun) D.Washington right tackle to OAK 40 for 2 yards (J.Burgess).

2-8-OAK 40 (:37) (Shotgun) M.Glennon FUMBLES (Aborted) at OAK 35, and recovers at OAK 37. M.Glennon to OAK 37 for no gain (S.McLendon).

END OF QUARTER

	Score	Time	First Downs				Efficiencies	
		Poss	R	P	X	T	3 Down	4 Down
Oakland Raiders	3	9:27	1	1	0	2	2/4	0/1
New York Jets	34	5:33	1	4	0	5	1/2	0/0

Fourth Quarter

11/24/2019

Play By Play

Oakland Raiders continued.

- 3-11-OAK 37 (15:00) (Shotgun) M.Glennon pass short right to J.Richard to OAK 46 for 9 yards (B.Copeland; J.Burgess).
- 4-2-OAK 46 (14:19) A.Cole punts 32 yards to NYJ 22, Center-T.Sieg, out of bounds.

New York Jets at 14:12

- 1-10-NYJ 22 (14:12) (Shotgun) S.Darnold pass incomplete short left to D.Thomas (D.Worley). OAK-J.Hankins was injured during the play.
- 2-10-NYJ 22 (14:08) B.Powell right tackle to NYJ 25 for 3 yards (C.Ferrell; W.Compton).
- 3-7-NYJ 25 (13:30) (Shotgun) S.Darnold pass incomplete deep right to Ro.Anderson.  
*PENALTY on NYJ-Ro.Anderson, Unsportsmanlike Conduct, 12 yards, enforced at NYJ 25.*
- 4-19-NYJ 13 (13:25) L.Edwards punts 45 yards to OAK 42, Center-T.Hennessy, fair catch by T.Davis.

Oakland Raiders at 13:18

- 1-10-OAK 42 (13:18) J.Richard up the middle to OAK 47 for 5 yards (A.Maulet; N.Hewitt).
- 2-5-OAK 47 (12:50) (Shotgun) M.Glennon pass short left to T.Williams to NYJ 47 for 6 yards (B.Austin).
- 1-10-NYJ 47 (12:23) (Shotgun) J.Richard left guard to NYJ 48 for -1 yards (K.Phillips; Q.Williams).
- 2-11-NYJ 48 (11:50) (Shotgun) M.Glennon pass incomplete deep left to T.Williams (M.Maye).
- 3-11-NYJ 48 (11:43) (Shotgun) M.Glennon pass incomplete short right to M.Ateman [J.Adams].
- 4-11-NYJ 48 (11:39) A.Cole punts 48 yards to end zone, Center-T.Sieg, Touchback.

P9

New York Jets at 11:32

- 1-10-NYJ 20 (11:32) T.Montgomery left end to NYJ 23 for 3 yards (W.Compton).
- 2-7-NYJ 23 (10:46) S.Darnold pass short middle to V.Smith to NYJ 45 for 22 yards (T.Mullen).
- 1-10-NYJ 45 (10:03) T.Montgomery left guard to NYJ 40 for -5 yards (C.Riley).
- 2-15-NYJ 40 (9:24) (Shotgun) T.Montgomery left guard to NYJ 39 for -1 yards (J.Hankins).
- 3-16-NYJ 39 (8:44) (Shotgun) S.Darnold pass short right to T.Montgomery pushed ob at OAK 40 for 21 yards (C.Riley).
- 1-10-OAK 40 (8:03) T.Montgomery up the middle to OAK 36 for 4 yards (W.Compton).
- 2-6-OAK 36 (7:20) T.Montgomery up the middle to OAK 35 for 1 yard (N.Morrow; J.Hankins).
- 3-5-OAK 35 (6:35) (Shotgun) S.Darnold pass incomplete deep right to T.Montgomery (D.Swearingen).
- 4-5-OAK 35 (6:30) *(Punt formation) PENALTY on NYJ, Delay of Game, 5 yards, enforced at OAK 35 - No Play.*
- 4-10-OAK 40 (6:30) *(Punt formation) L.Edwards punts 40 yards to end zone, Center-T.Hennessy, Touchback.*

P19

P20

Oakland Raiders at 6:22

- 1-10-OAK 20 (6:22) (Shotgun) D.Washington left end to OAK 28 for 8 yards (B.Poole; J.Burgess).
- 2-2-OAK 28 (5:48) D.Washington right tackle to OAK 30 for 2 yards (A.Maulet).
- 1-10-OAK 30 (5:08) (Shotgun) M.Glennon pass short right to D.Waller to OAK 37 for 7 yards (A.Maulet).
- 2-3-OAK 37 (4:25) (Shotgun) M.Glennon FUMBLES (Aborted) at OAK 32, and recovers at OAK 32. M.Glennon pass short right to J.Richard to OAK 35 for -2 yards (A.Maulet) [H.Anderson].
- 3-5-OAK 35 (3:38) (Shotgun) M.Glennon pass incomplete short left to T.Davis [J.Adams].
- 4-5-OAK 35 (3:34) *(Punt formation) A.Cole punts 49 yards to NYJ 16, Center-T.Sieg, fair catch by B.Berrios.*

R10

New York Jets at 3:28

- 1-10-NYJ 16 (3:28) #3 Fales in at QB. Jo.Adams left end pushed ob at NYJ 26 for 10 yards (T.Whitehead).
- 1-10-NYJ 26 (3:21) Jo.Adams up the middle to NYJ 22 for -4 yards (M.Crosby).
- 2-14-NYJ 22 (2:40) Jo.Adams left guard to NYJ 24 for 2 yards (P.Hall).

R21

Two-Minute Warning

- 3-12-NYJ 24 (2:00) Jo.Adams right end to NYJ 22 for -2 yards (N.Morrow; C.Ferrell).
- 4-14-NYJ 22 (1:11) L.Edwards punts 46 yards to OAK 32, Center-T.Hennessy. T.Davis to OAK 35 for 3 yards (V.Smith; M.Canady).

Oakland Raiders at 0:58

- 1-10-OAK 35 (:58) (Shotgun) D.Washington left tackle to OAK 38 for 3 yards (J.Burgess; N.Hewitt).
- 2-7-OAK 38 (:29) (No Huddle) D.Washington left tackle to OAK 34 for -4 yards (J.Burgess).

END OF QUARTER

	Score	Time Poss	First Downs				Efficiencies	
			R	P	X	T	3 Down	4 Down
Oakland Raiders	3	6:26	1	1	0	2	0/3	0/0
New York Jets	34	8:34	1	2	0	3	1/4	0/0

# Miscellaneous Statistics Report

## Oakland Raiders vs New York Jets 11/24/2019 at MetLife Stadium

### Ten Longest Plays for Oakland Raiders

Yards	Qtr	Play Start	Play Description
19	2	1-10-OAK 48	(8:30) D.Carr pass short right to D.Waller pushed ob at NYJ 33 for 19 yards (M.Maye).
18	1	3-11-OAK 24	(13:49) (Shotgun) D.Carr pass short right to J.Richard to OAK 42 for 18 yards (J.Adams).
17	1	1-10-OAK 25	(5:02) (Shotgun) D.Carr pass short left to J.Richard to OAK 42 for 17 yards (J.Burgess).
15	2	2-17-OAK 18	(10:01) J.Jacobs left end to OAK 33 for 15 yards (N.Hewitt).
15	2	3-2-OAK 33	(9:14) (Shotgun) D.Carr pass short left to D.Waller to OAK 48 for 15 yards (J.Adams).
12	1	3-6-NYJ 43	(11:19) (Shotgun) D.Carr pass short right to T.Williams to NYJ 31 for 12 yards (N.Hewitt).
11	1	1-10-OAK 42	(13:06) (Shotgun) D.Carr pass short left to H.Renfrow to NYJ 47 for 11 yards (B.Austin; N.Hewitt).
11	3	3-7-OAK 19	(12:17) (Shotgun) D.Carr scrambles up the middle to OAK 30 for 11 yards (N.Hewitt).
11	3	2-13-OAK 27	(10:17) (Shotgun) D.Carr pass short right to H.Renfrow to OAK 38 for 11 yards (M.Maye; K.Phillips).
9	3	3-8-OAK 26	(5:39) (Shotgun) D.Carr pass short left to H.Renfrow to OAK 35 for 9 yards (H.Anderson).

### Ten Longest Plays for New York Jets

Yards	Qtr	Play Start	Play Description
69	3	1-10-NYJ 30	(13:39) (Shotgun) S.Darnold pass short left to B.Berrios pushed ob at OAK 1 for 69 yards (E.Harris).
31	2	3-3-OAK 43	(5:27) (No Huddle, Shotgun) S.Darnold pass deep middle to Ro.Anderson to OAK 12 for 31 yards (N.Morrow).
30	3	1-10-OAK 39	(8:40) (Shotgun) S.Darnold pass deep right to Ro.Anderson to OAK 9 for 30 yards (N.Lawson).
24	1	2-6-OAK 48	(8:54) (No Huddle) S.Darnold pass short left to Ro.Anderson pushed ob at OAK 24 for 24 yards (T.Mullen).
23	1	1-10-NYJ 25	(9:56) (Shotgun) S.Darnold pass deep right to L.Bell to NYJ 48 for 23 yards (D.Swearinger).
22	4	2-7-NYJ 23	(10:46) S.Darnold pass short middle to V.Smith to NYJ 45 for 22 yards (T.Mullen).
21	4	3-16-NYJ 39	(8:44) (Shotgun) S.Darnold pass short right to T.Montgomery pushed ob at OAK 40 for 21 yards (C.Riley).
17	1	2-8-NYJ 6	(2:19) S.Darnold pass short left to L.Bell to NYJ 23 for 17 yards (N.Morrow). NYJ-K.Beachum was injured during the play.
15	1	2-10-NYJ 23	(1:16) S.Darnold pass short right to J.Crowder pushed ob at NYJ 38 for 15 yards (N.Lawson).
14	2	3-7-NYJ 36	(6:40) (Shotgun) S.Darnold FUMBLES (Aborted) at NYJ 31, and recovers at NYJ 31. S.Darnold pass short left to D.Thomas to

### Touchdown Scoring Information

		Offense	Defense	Special Teams
<b>VISITOR</b>	Oakland Raiders	0	0	0
<b>HOME</b>	New York Jets	3	1	0

### Player Scoring Information

Club	Player	TD	Rush TD	Rec TD	KO TD	Punt TD	Int TD	Fum TD	Misc TD	FG	XP	2Pt Rush	2Pt Rec	Sfty	Points
OAK	D.Carlson	0	0	0	0	0	0	0	0	1	0	0	0	0	3
NYJ	S.Ficken	0	0	0	0	0	0	0	0	2	4	0	0	0	10
NYJ	S.Darnold	0	1	0	0	0	0	0	0	0	0	0	0	0	6
NYJ	R.Griffin	0	0	1	0	0	0	0	0	0	0	0	0	0	6
NYJ	Ro.Anderson	0	0	1	0	0	0	0	0	0	0	0	0	0	6
NYJ	B.Poole	0	0	0	0	0	1	0	0	0	0	0	0	0	6

### Possession Detail

	First Half		Second Half		Game	
	Visitor	Home	Visitor	Home	Visitor	Home
Largest Lead	3	10	0	31	3	31
Drives Leading	0	3	0	6	0	9
Time of Possession Leading	0:00	5:17	0:00	14:07	0:00	19:24
Largest Deficit	-10	-3	-31	0	-31	-3
Drives Trailing	3	1	8	0	11	1
Time of Possession Trailing	5:27	4:54	15:53	0:00	21:20	4:54
Times Score Tied Up		1		0		1
Lead Changes		2		0		2

# Playtime Percentage

Percent of playtime per player on offense, defense and special teams

Oakland Raiders						New York Jets					
		Offense	Defense	Special Teams				Offense	Defense	Special Teams	
R Incognito	G	59 100%		2	7%	T Compton	G	63 100%		7	23%
K Miller	T	59 100%		2	7%	A Lewis	G	63 100%		7	23%
G Jackson	G	59 100%		2	7%	J Harrison	C	63 100%			
T Brown	T	59 100%		2	7%	S Darnold	QB	59 94%			
R Hudson	C	59 100%				K Beachum	T	59 94%			
Z Jones	WR	53 90%				R Griffin	TE	55 87%		14	47%
D Waller	TE	53 90%				R Anderson	WR	52 83%			
T Williams	WR	45 76%				B Shell	T	51 81%		7	23%
D Carr	QB	43 73%				D Thomas	WR	44 70%			
H Renfrow	WR	25 42%				J Crowder	WR	41 65%			
J Jacobs	RB	23 39%				L Bell	RB	36 57%			
J Richard	RB	23 39%				D Brown	TE	22 35%		23	77%
F Moreau	TE	19 32%		19	63%	V Smith	WR	17 27%		16	53%
T Davis	WR	17 29%		12	40%	C Edoga	T	16 25%			
M Glennon	QB	16 27%				B Powell	RB	15 24%			
D Washington	RB	13 22%		7	23%	T Wesco	TE	13 21%			
A Ingold	FB	9 15%		17	57%	T Montgomery	RB	12 19%		11	37%
M Ateman	WR	8 14%				J Adams	RB	5 8%			
D Carrier	TE	7 12%		21	70%	D Fales	QB	4 6%			
N Morrow	LB		63 100%	16	53%	B Berrios	WR	3 5%		7	23%
E Harris	SS		63 100%	7	23%	M Maye	FS		59 100%	13	43%
T Mullen	CB		63 100%	4	13%	J Burgess	LB		59 100%	5	17%
T Whitehead	LB		63 100%	2	7%	J Adams	SS		59 100%	4	13%
D Worley	CB		59 94%	11	37%	B Austin	CB		59 100%	1	3%
M Crosby	DE		53 84%	12	40%	N Hewitt	LB		58 98%	11	37%
C Ferrell	DE		50 79%	7	23%	A Maulet	CB		55 93%	6	20%
J Hankins	DT		50 79%	7	23%	B Poole	CB		46 78%	8	27%
N Lawson	CB		43 68%	9	30%	H Anderson	DE		39 66%	7	23%
P Hall	DT		39 62%			J Jenkins	LB		37 63%	3	10%
D Swearinger	SS		35 56%			T Basham	LB		30 51%	17	57%
C Riley	FS		28 44%	19	63%	Q Williams	NT		28 47%	8	27%
M Hurst	DT		28 44%	9	30%	K Phillips	DE		28 47%		
W Compton	LB		20 32%	16	53%	F Fatukasi	DE		25 42%	14	47%
J Mauro	DE		13 21%	7	23%	N Shepherd	DE		23 39%	7	23%
D Jordan	DE		10 16%	9	30%	S McLendon	NT		22 37%	6	20%
B Mayowa	DE		9 14%	2	7%	B Copeland	LB		17 29%	10	33%
I Johnson	CB		4 6%	17	57%	M Canady	CB		4 7%	19	63%
K Wilber	LB			28	93%	F Luvu	LB		1 2%	15	50%
K Nixon	CB			19	63%	S Ficken	K			14	47%
D Leavitt	SS			19	63%	L Edwards	P			12	40%
A Cole	P			9	30%	T Hennessy	LS			12	40%
T Sieg	LS			9	30%	H Langi	LB			12	40%
D Carlson	K			4	13%	B Bello	LB			11	37%
B Parker	T			2	7%	B Countess	SS			9	30%
D Good	G			2	7%						



# CHIEFS KINGDOM

INDIVIDUAL PLAYER STATISTICS





## #2



# DUSTIN COLQUITT



TENNESSEE



PUNTER

15TH SEASON IN THE NFL | 15TH SEASON WITH THE CHIEFS

HEIGHT

6'3"

WEIGHT

210

BIRTHDAY

05/06/82

ACQUIRED

03-05

## DUSTIN COLQUITT'S NFL REGULAR SEASON PUNTING STATISTICS



DATE TEAM	GP	NO.	YDS.	AVG.	OPP. RET.	YDS.	NET. YDS.	AVG.	TB	IN20	LG	BK
2005 Chiefs	16	65	2,564	39.4	23	179	2,285	35.2	5	27	62	0
2006 Chiefs	16	71	3,145	44.3	32	254	2,791	39.3	5	23	72	0
2007 Chiefs	16	95	4,322	45.5	50	387	3,755	39.1	9	27	81	1
2008 Chiefs	14	70	3,110	44.4	28	209	2,741	39.2	8	27	73	0
2009 Chiefs	16	96	4,361	45.4	40	285	3,956	40.8	6	41	70	1
2010 Chiefs	16	88	3,908	44.4	42	361	3,347	37.6	10	33	72	1
2011 Chiefs	16	89	4,084	45.9	36	411	3,573	40.1	5	27	68	0
2012 Chiefs	16	83	3,887	46.8	27	362	3,385	40.8	7	45	71	0
2013 Chiefs	16	87	4,005	46.0	38	246	3,539	40.2	11	35	65	1
2014 Chiefs	16	71	3,164	44.6	29	190	2,874	40.5	5	31	69	0
2015 Chiefs	16	75	3,333	44.4	26	170	3,063	40.8	5	37	62	0
2016 Chiefs	16	76	3,427	45.1	30	157	3,090	40.7	9	38	64	0
2017 Chiefs	16	65	2,936	45.2	24	164	2,672	41.1	5	29	77	0
2018 Chiefs	16	45	2,021	44.9	17	97	1,824	40.5	5	21	67	0
2019 Chiefs	11	37	1,637	44.2	15	60	1,537	41.5	2	18	68	0
<b>NFL TOTALS</b>	<b>233</b>	<b>1,113</b>	<b>49,904</b>	<b>44.8</b>	<b>457</b>	<b>3,532</b>	<b>44,432</b>	<b>39.8</b>	<b>97</b>	<b>459</b>	<b>81</b>	<b>4</b>

## 2019 GAME-BY-GAME REGULAR SEASON STATISTICS (CHIEFS)

DATE OPPONENT		NO.	YDS.	AVG.	OPP. RET.	YDS.	NET. YDS.	AVG	TB	IN20	LG	BK	W/L	SCORE
09/08 at Jaguars	P	1	51	51.0	0	0	31	31.0	1	0	51	0	W	40-26
09/15 at Raiders	P	5	196	39.2	2	10	186	37.2	0	1	53	0	W	28-10
09/22 Ravens	P	2	88	44.0	0	0	68	34.0	1	1	57	0	W	33-28
09/29 at Lions	P	2	91	45.5	1	-1	92	46.0	0	1	51	0	W	34-30
10/06 Colts	P	4	155	38.8	0	0	155	38.8	0	2	43	0	L	13-19
10/13 Texans	P	2	119	59.5	1	10	109	54.5	0	1	68	0	L	24-31
10/17 at Broncos	P	6	266	44.3	4	12	254	42.3	0	3	53	0	W	30-6
10/27 Packers	P	3	154	51.3	0	0	154	51.3	0	3	58	0	L	24-31
11/03 Vikings	P	5	251	50.2	5	29	222	44.4	0	1	58	0	W	26-23
11/10 at Titans	P	1	26	26.0	0	0	26	26.0	0	0	26	0	L	32-35
11/18 at Chargers	P	6	240	40.0	2	0	240	40.0	0	5	55	0	W	24-17
<b>2019 TOTALS</b>	<b>11</b>	<b>37</b>	<b>1,637</b>	<b>44.2</b>	<b>15</b>	<b>60</b>	<b>1,537</b>	<b>41.5</b>	<b>2</b>	<b>18</b>	<b>68</b>	<b>0</b>	<b>7-4</b>	





## #4



## CHAD HENNE

MICHIGAN



QUARTERBACK

11TH SEASON IN THE NFL | 2ND SEASON WITH THE CHIEFS

HEIGHT

6'3"

WEIGHT

222

BIRTHDAY

07/02/85

ACQUIRED

UFA-18

### CHAD HENNE'S NFL REGULAR SEASON PASSING STATISTICS



DATE TEAM	GP	GS	ATT.	CMP.	PCT.	YDS	AVG.	TD	INT.	LG	SK	LST	RATE
2008 Dolphins	3	0	12	7	58.3	67	5.6	0	0	19	0	0	74.0
2009 Dolphins	14	13	451	274	60.8	2,878	6.4	12	14	67	26	176	75.2
2010 Dolphins	15	14	490	301	61.4	3,301	6.7	15	19	57t	30	178	75.4
2011 Dolphins	4	4	112	64	57.1	868	7.8	4	4	41	11	67	79.0
2012 Jaguars	10	6	308	166	53.9	2,084	6.8	11	11	81t	28	169	72.2
2013 Jaguars	15	13	503	305	60.6	3,241	6.4	13	14	62t	38	243	76.5
2014 Jaguars	3	3	78	42	53.8	492	6.3	3	1	63t	16	105	80.7
2015 Jaguars	0	0	0	0	0.0	0	0.0	0	0	0	0	0	0.0
2016 Jaguars	1	0	0	0	0.0	0	0.0	0	0	0	0	0	0.0
2017 Jaguars	2	0	2	0	0.0	0	0.0	0	0	0	0	0	39.6
2018 Chiefs	1	0	3	2	66.7	29	9.7	0	0	22	0	0	97.9
2019 Chiefs	0	0	0	0	0.0	0	0.0	0	0	0	0	0	0.0
<b>TOTALS</b>	<b>68</b>	<b>53</b>	<b>1,959</b>	<b>1,161</b>	<b>59.3</b>	<b>12,960</b>	<b>6.6</b>	<b>58</b>	<b>63</b>	<b>81t</b>	<b>149</b>	<b>938</b>	<b>75.5</b>

### CHAD HENNE'S NFL REGULAR SEASON RUSHING STATISTICS



DATE TEAM	NO.	YDS.	AVG.	LG	TD
2008 Dolphins	0	0	0.0	0	0
2009 Dolphins	16	32	2.0	12	1
2010 Dolphins	35	52	1.5	10	0
2011 Dolphins	15	112	7.5	20	1
2012 Jaguars	19	64	3.4	15	1
2013 Jaguars	27	77	2.9	14	0
2014 Jaguars	4	25	6.3	12	0
2015 Jaguars	0	0	0.0	0	0
2016 Jaguars	1	-2	-2.0	0	0
2017 Jaguars	5	-5	-1.0	0	0
2018 Chiefs	1	3	3.0	3	0
2019 Chiefs	0	0	0.0	0	0
<b>TOTALS</b>	<b>123</b>	<b>358</b>	<b>2.9</b>	<b>20</b>	<b>3</b>





## 2019 GAME-BY-GAME REGULAR SEASON STATISTICS (CHIEFS)

		PASSING											RUSHING						
DATE	OPPONENT	P/S	ATT	CMP	YDS	PCT	Y/A	Y/C	TD	INT	LG	SK/YD	RATE	ATT	YDS	LG	TD	W/L	SCORE
09/08	at Jaguars										RESERVE/INJURED							W	40-26
09/15	at Raiders										RESERVE/INJURED							W	28-10
09/22	Ravens										RESERVE/INJURED							W	33-28
09/29	at Lions										RESERVE/INJURED							W	34-30
10/06	Colts										RESERVE/INJURED							L	13-19
10/13	Texans										RESERVE/INJURED							L	24-31
10/17	at Broncos										RESERVE/INJURED							W	30-6
10/27	Packers										RESERVE/INJURED							L	24-31
11/03	Vikings										DID NOT PLAY							W	26-23
11/10	at Titans										INACTIVE							L	32-35
11/18	at Chargers										INACTIVE							W	24-17
2019 TOTALS	0-0		0	0	0	0.0	0.0	0.0	0	0	0	0/0	0.0	0	0	0	0	7-4	

**HARRISON BUTKER**

3RD SEASON IN THE NFL | 3RD SEASON WITH THE CHIEFS

HEIGHT: **6'4"** | WEIGHT: **205** | BIRTHDAY: **07/14/95** | ACQUIRED: **FA-17**

GEORGIA TECH

KICKER

## HARRISON BUTKER'S NFL REGULAR SEASON KICKING STATISTICS



DATE	TEAM	GP	FGM	FGA	PCT.	LG	XP	XPA	PCT.	BLK	PTS
2017	Panthers	0	0	0	0.0	0	0	0	0.0	0	0
Went from <b>Panthers</b> to <b>Chiefs</b> .											
2017	Chiefs	13	38	42	90.5	53	28	28	100.0	0	142
2017	<b>TOTAL</b>	<b>13</b>	<b>38</b>	<b>42</b>	<b>90.5</b>	<b>53</b>	<b>28</b>	<b>28</b>	<b>100.0</b>	<b>0</b>	<b>142</b>
2018	Chiefs	16	24	27	88.9	54	65	69	94.2	0	137
2019	Chiefs	11	24	28	85.7	54	32	34	94.1	1	104
<b>NFL TOTALS</b>			<b>40</b>	<b>86</b>	<b>97</b>	<b>88.7</b>	<b>54</b>	<b>125</b>	<b>131</b>	<b>95.4</b>	<b>383</b>

## HARRISON BUTKER'S NFL REGULAR SEASON FIELD-GOAL ACCURACY STATISTICS



DATE	TEAM	1-19	PCT.	20-29	PCT.	30-39	PCT.	40-49	PCT.	50+	PCT.
2017	Panthers	0-0	0.0	0-0	0.0	0-0	0.0	0-0	0.0	0-0	0.0
Went from <b>Panthers</b> to <b>Chiefs</b> .											
2017	Chiefs	0-0	0.0	8-8	100.0	16-17	94.1	10-12	83.3	4-5	80.0
2017	<b>TOTAL</b>	<b>0-0</b>	<b>0.0</b>	<b>8-8</b>	<b>100.0</b>	<b>16-17</b>	<b>94.1</b>	<b>10-12</b>	<b>83.3</b>	<b>4-5</b>	<b>80.0</b>
2018	Chiefs	0-0	0.0	9-9	100.0	7-7	100.0	6-7	85.7	2-4	50.0
2019	Chiefs	0-0	0.0	7-7	100.0	7-8	87.5	9-9	100.0	1-4	25.0
<b>NFL TOTALS</b>		<b>0-0</b>	<b>0.0</b>	<b>24-24</b>	<b>100.0</b>	<b>30-32</b>	<b>93.8</b>	<b>25-28</b>	<b>89.3</b>	<b>7-13</b>	<b>53.8</b>





## 2019 GAME-BY-GAME REGULAR SEASON STATISTICS (CHIEFS)

DATE OPPONENT		FIELD GOALS				EXTRA POINTS				PTS	W/L	SCORE
		FGM	FGA	PCT	LG	XP	XPA	PCT	BLK			
09/08 at Jaguars	P	4	4	100.0	46	4	4	100.0	0	16	W	40-26
09/15 at Raiders	P	0	0	0.0	0	4	4	100.0	0	4	W	28-10
09/22 Ravens	P	2	2	100.0	42	3	4	75.0	0	9	W	33-28
09/29 at Lions	P	2	3	66.7	44	4	4	100.0	0	10	W	34-30
10/06 Colts	P	2	2	100.0	36	1	1	100.0	0	7	L	13-19
10/13 Texans	P	1	2	50.0	41	3	3	100.0	0	6	L	24-31
10/17 at Broncos	P	3	3	100.0	39	3	3	100.0	0	12	W	30-6
10/27 Packers	P	1	2	50.0	28	3	3	100.0	0	6	L	24-31
11/03 Vikings	P	4	4	100.0	54	2	2	100.0	0	14	W	26-23
11/10 at Titans	P	4	5	80.0	43	2	3	66.7	0	14	L	32-35
11/18 at Chargers	P	1	1	100.0	41	3	3	100.0	0	6	W	24-17
<b>2019 TOTALS</b>	<b>11</b>	<b>24</b>	<b>28</b>	<b>85.7</b>	<b>54</b>	<b>32</b>	<b>34</b>	<b>94.1</b>	<b>0</b>	<b>104</b>	<b>7-4</b>	

#8

MATT MOORE

12TH SEASON IN THE NFL | 1ST SEASON WITH THE CHIEFS

HEIGHT  
**6'3"**

WEIGHT  
**219**

BIRTHDAY  
**08/09/84**

ACQUIRED  
**FA-19**

OREGON STATE

QUARTERBACK

## MATT MOORE'S NFL REGULAR SEASON PASSING STATISTICS



DATE	TEAM	GP	GS	ATT.	CMP.	PCT.	YDS	AVG.	TD	INT.	LG	SK	LST	RATE
2007	Panthers	9	3	111	63	56.8	730	6.6	3	5	57	6	40	67.0
2008	Panthers	0	0	0	0	0.0	0	0.0	0	0	0	0	0	0.0
2009	Panthers	7	5	138	85	61.6	1,053	7.6	8	2	66	9	78	98.5
2010	Panthers	6	5	143	79	55.2	857	6.0	5	10	39	13	90	55.6
2011	Dolphins	13	12	347	210	60.5	2,497	7.2	16	9	65t	36	229	87.1
2012	Dolphins	2	0	19	11	57.9	131	6.9	1	0	37	2	9	96.6
2013	Dolphins	1	0	6	2	33.3	53	8.8	0	2	50	0	0	27.1
2014	Dolphins	2	0	4	2	50.0	21	5.3	0	0	14	0	0	65.6
2015	Dolphins	1	0	1	1	100.0	14	14.0	0	0	14	0	0	118.8
2016	Dolphins	4	3	87	55	63.2	721	8.3	8	3	66t	1	0	105.6
2017	Dolphins	4	2	127	78	61.4	861	6.8	4	5	61t	12	95	75.6
2019	Chiefs	4	2	91	59	64.8	659	7.2	4	0	57t	8	65	100.9
<b>TOTALS</b>		<b>53</b>	<b>32</b>	<b>1,074</b>	<b>645</b>	<b>60.1</b>	<b>7,597</b>	<b>7.1</b>	<b>49</b>	<b>36</b>	<b>66t</b>	<b>87</b>	<b>606</b>	<b>82.8</b>





## MATT MOORE'S NFL REGULAR SEASON RUSHING STATISTICS



DATE	TEAM	NO.	YDS.	AVG.	LG	TD
2007	Panthers	3	5	1.7	5	0
2008	Panthers	0	0	0.0	0	0
2009	Panthers	12	-3	-0.3	5	0
2010	Panthers	5	25	5.0	8	0
2011	Dolphins	32	65	2.0	16	2
2012	Dolphins	5	-3	-0.6	1	0
2013	Dolphins	0	0	0.0	0	0
2014	Dolphins	2	-2	-1.0	0	0
2015	Dolphins	3	-2	-0.7	0	0
2016	Dolphins	1	-1	-1.0	0	0
2017	Dolphins	3	9	3.0	7	0
2019	Chiefs	3	1	0.3	3	0
<b>TOTALS</b>		<b>69</b>	<b>94</b>	<b>1.4</b>	<b>16</b>	<b>2</b>

## 2019 GAME-BY-GAME REGULAR SEASON STATISTICS (CHIEFS)

DATE	OPPONENT	P/S	PASSING										RUSHING					W/L	SCORE
			ATT	CMP	YDS	PCT	Y/A	Y/C	TD	INT	LG	SK/YD	RATE	ATT	YDS	LG	TD		
09/08	at Jaguars	P	1	0	0	0.0	0.0	0.0	0	0	0	0/0	39.6	1	-1	-1	0	W	40-26
09/15	at Raiders																	W	28-10
09/22	Ravens																	W	33-28
09/29	at Lions																	W	34-30
10/06	Colts																	L	13-19
10/13	Texans																	L	24-31
10/17	at Broncos	P	19	10	117	52.6	6.2	11.7	1	0	57t	1/2	89.1	1	-1	-1	0	W	30-6
10/27	Packers	S	36	24	267	66.7	7.4	11.1	2	0	30t	2/18	107.1	1	3	3	0	L	24-31
11/03	Vikings	S	35	25	275	71.4	7.9	11.0	1	0	41	5/45	103.9	0	0	0	0	W	26-23
11/10	at Titans																	L	32-35
11/18	at Chargers																	W	24-17
<b>2019 TOTALS</b>		<b>4-2</b>	<b>91</b>	<b>59</b>	<b>659</b>	<b>64.8</b>	<b>7.2</b>	<b>11.2</b>	<b>4</b>	<b>0</b>	<b>57t</b>	<b>8/65</b>	<b>100.9</b>	<b>3</b>	<b>1</b>	<b>3</b>	<b>0</b>	<b>7-4</b>	

## 300-YARD PASSING GAMES (1): REGULAR SEASON

DATE	TEAM	NO.	YDS.	AVG.	LG	TD
10/24/10	49ERS	28	308	11.0	39	2

# TYREEK HILL

000  
17 18 19

WEST ALABAMA

4TH SEASON IN THE NFL | 4TH SEASON WITH THE CHIEFS

HEIGHT <b>5'10"</b>	WEIGHT <b>185</b>	BIRTHDAY <b>03/01/94</b>	ACQUIRED <b>D5b-16</b>
------------------------	----------------------	-----------------------------	---------------------------

WIDE RECEIVER





## TYREEK HILL'S NFL REGULAR SEASON RUSHING/RECEIVING STATISTICS



RECEIVING														RUSHING				
DATE	TEAM	GP	GS	NO.	YDS	AVG	LG	TD	NO.	YDS.	AVG.	LG	TD					
2016	Chiefs	16	1	61	593	9.7	49	6	24	267	11.1	70t	3					
2017	Chiefs	15	13	75	1,183	15.8	79t	7	17	59	3.5	16	0					
2018	Chiefs	16	16	87	1,479	17.0	75t	12	22	151	6.9	33	1					
2019	Chiefs	7	7	33	543	16.5	57t	5	4	18	4.5	5	0					
NFL TOTALS		54	37	256	3,798	14.8	79t	30	67	495	7.4	70t	4					

## TYREEK HILL'S NFL REGULAR SEASON RETURN STATISTICS



KICKOFF RETURNS						PUNT RETURNS						
DATE	TEAM	RET.	YDS.	AVG.	LG	TD	NO.	FC	YDS	AVG	LG	TD
2016	Chiefs	14	384	27.4	86t	1	39	8	592	15.2	95t	2
2017	Chiefs	0	0	0.0	0	0	25	9	204	8.2	82t	1
2018	Chiefs	0	0	0.0	0	0	20	3	213	10.7	91t	1
2019	Chiefs	0	0	0.0	0	0	1	0	0	0.0	0	0
NFL TOTALS		14	384	27.4	86t	1	85	20	1,009	11.9	95t	4

## 2019 GAME-BY-GAME REGULAR SEASON STATISTICS (CHIEFS)

RECEIVING							RUSHING					W/L	SCORE
DATE	OPPONENT	P/S	NO	YDS	AVG	LG	TD	NO	YDS	AVG	LG		
09/08	at Jaguars	S	2	16	8.0	8	0	1	5	5.0	5	0	W 40-26
09/15	at Raiders						INACTIVE					W	28-10
09/22	Ravens						INACTIVE					W	33-28
09/29	at Lions						INACTIVE					W	34-30
10/06	Colts						INACTIVE					L	13-19
10/13	Texans	S	5	80	16.0	46t	2	0	0	0.0	0	0	L 24-31
10/17	at Broncos	S	3	74	24.7	57t	1	0	0	0.0	0	0	W 30-6
10/27	Packers	S	6	76	12.7	21	0	1	5	5.0	5	0	L 24-31
11/03	Vikings	S	6	140	23.3	41	1	1	5	5.0	5	0	W 26-23
11/10	at Titans	S	11	157	14.3	39	1	1	3	3.0	3	0	L 32-35
11/18	at Chargers	S	0	0	0.0	0	0	0	0	0.0	0	0	W 24-17
<b>2019 TOTALS</b>		<b>7-7</b>	<b>33</b>	<b>543</b>	<b>16.5</b>	<b>57t</b>	<b>5</b>	<b>4</b>	<b>18</b>	<b>4.5</b>	<b>5</b>	<b>0</b>	<b>7-4</b>

## 2019 GAME-BY-GAME REGULAR SEASON STATISTICS (CHIEFS)

		KICKOFF RETURNS					PUNT RETURNS								
DATE	OPPONENT	P/S	RET	YDS	AVG	LG	TD	NO	FC	YDS	AVG	LG	TD	W/L	SCORE
09/08	at Jaguars	S	0	0	0.0	0	0	1	0	0	0.0	0	0	W	40-26
09/15	at Raiders							INACTIVE						W	28-10
09/22	Ravens							INACTIVE						W	33-28
09/29	at Lions							INACTIVE						W	34-30
10/06	Colts							INACTIVE						L	13-19
10/13	Texans	S	0	0	0.0	0	0	0	0	0	0.0	0	0	L	24-31
10/17	at Broncos	S	0	0	0.0	0	0	0	0	0	0.0	0	0	W	30-6
10/27	Packers	S	0	0	0.0	0	0	0	0	0	0.0	0	0	L	24-31
11/03	Vikings	S	0	0	0.0	0	0	0	0	0	0.0	0	0	W	26-23
11/10	at Titans	S	0	0	0.0	0	0	0	0	0	0.0	0	0	L	32-35
11/18	at Chargers	S	0	0	0.0	0	0	0	0	0	0.0	0	0	W	24-17
2019 TOTALS		7-7	0	0	0.0	0	0	1	0	0	0.0	0	0	7-4	



## #11

# DEMARCUS ROBINSON

4TH SEASON IN THE NFL | 4TH SEASON WITH THE CHIEFS

HEIGHT  
**6'1"**

WEIGHT  
**203**

BIRTHDAY  
**09/21/94**

ACQUIRED  
**D4c-16**

FLORIDA

WIDE RECEIVER

## DEMARCUS ROBINSON'S NFL REGULAR SEASON RUSHING/RECEIVING STATISTICS

DATE	TEAM	GP	GS	RECEIVING					RUSHING				
				NO.	YDS	AVG	LG	TD	NO.	YDS.	AVG.	LG	TD
2016	Chiefs	16	0	0	0	0.0	0	0	0	0	0.0	0	0
2017	Chiefs	16	8	21	212	10.1	33	0	0	0	0.0	0	0
2018	Chiefs	16	5	22	288	13.1	89t	4	0	0	0.0	0	0
2019	Chiefs	11	7	27	379	14.0	44t	3	0	0	0.0	0	0
<b>NFL TOTALS</b>		<b>59</b>	<b>20</b>	<b>70</b>	<b>879</b>	<b>12.6</b>	<b>89t</b>	<b>7</b>	<b>0</b>	<b>0</b>	<b>0.0</b>	<b>0</b>	<b>0</b>

## DEMARCUS ROBINSON'S NFL REGULAR SEASON RETURN STATISTICS

KICKOFF RETURNS							PUNT RETURNS					
DATE	TEAM	RET.	YDS.	AVG.	LG	TD	NO.	FC	YDS	AVG	LG	TD
2016	Chiefs	0	0	0.0	0	0	0	0	0	0.0	0	0
2017	Chiefs	0	0	0.0	0	0	1	1	-4	-4.0	0	0
2018	Chiefs	0	0	0.0	0	0	1	0	0	0.0	0	0
2019	Chiefs	0	0	0.0	0	0	0	0	0	0.0	0	0
NFL TOTALS		0	0	0.0	0	0	2	1	-4	-2.0	0	0

## 2019 GAME-BY-GAME REGULAR SEASON STATISTICS (CHIEFS)

DATE	OPPONENT	P/S	RECEIVING					RUSHING					W/L	SCORE
			NO	YDS	AVG	LG	TD	NO	YDS	AVG	LG	TD		
09/08	at Jaguars	S	1	0	0.0	0	0	0	0	0.0	0	0	W	40-26
09/15	at Raiders	P	6	172	28.7	44t	2	0	0	0.0	0	0	W	28-10
09/22	Ravens	S	3	43	14.3	18t	1	0	0	0.0	0	0	W	33-28
09/29	at Lions	S	4	35	8.8	15	0	0	0	0.0	0	0	W	34-30
10/06	Colts	S	3	31	10.3	14	0	0	0	0.0	0	0	L	13-19
10/13	Texans	S	0	0	0.0	0	0	0	0	0.0	0	0	L	24-31
10/17	at Broncos	P	3	31	10.3	16	0	0	0	0.0	0	0	W	30-6
10/27	Packers	S	2	6	3.0	4	0	0	0	0.0	0	0	L	24-31
11/03	Vikings	P	1	5	5.0	5	0	0	0	0.0	0	0	W	26-23
11/10	at Titans	S	4	56	14.0	23	0	0	0	0.0	0	0	L	32-35
11/18	at Chargers	P	0	0	0.0	0	0	0	0	0.0	0	0	W	24-17
<b>2019 TOTALS</b>		<b>11-7</b>	<b>27</b>	<b>379</b>	<b>14.0</b>	<b>44t</b>	<b>3</b>	<b>0</b>	<b>0</b>	<b>0.0</b>	<b>0</b>	<b>0</b>	<b>7-4</b>	



## #12

# GEHRIG DIETER

2ND SEASON IN THE NFL | 3RD SEASON WITH THE CHIEFS

ALABAMA

WIDE RECEIVER

HEIGHT  
**6'3"**

WEIGHT  
**207**

BIRTHDAY  
**02/24/93**

ACQUIRED  
**CFA-17**

### GEHRIG DIETER'S NFL REGULAR SEASON RUSHING/RECEIVING STATISTICS



DATE	TEAM	GP	GS	RECEIVING					RUSHING				
				NO.	YDS	AVG	LG	TD	NO.	YDS.	AVG.	LG	TD
2017	Chiefs	0	0	0	0	0.0	0	0	0	0	0.0	0	0
2018	Chiefs	4	0	1	22	22.0	22	0	0	0	0.0	0	0
2019	Chiefs	1	0	0	0	0.0	0	0	0	0	0.0	0	0
<b>NFL TOTALS</b>		<b>5</b>	<b>0</b>	<b>1</b>	<b>22</b>	<b>22.0</b>	<b>22</b>	<b>0</b>	<b>0</b>	<b>0</b>	<b>0.0</b>	<b>0</b>	<b>0</b>

### 2019 GAME-BY-GAME REGULAR SEASON STATISTICS (CHIEFS)

DATE	OPPONENT	P/S	RECEIVING					RUSHING					W/L	SCORE
			NO	YDS	AVG	LG	TD	NO	YDS	AVG	LG	TD		
09/08	at Jaguars							NOT ON ROSTER					W	40-26
09/15	at Raiders							NOT ON ROSTER					W	28-10
09/22	Ravens							NOT ON ROSTER					W	33-28
09/29	at Lions							NOT ON ROSTER					W	34-30
10/06	Colts							NOT ON ROSTER					L	13-19
10/13	Texans							NOT ON ROSTER					L	24-31
10/17	at Broncos							PRACTICE SQUAD					W	30-6
10/27	Packers							PRACTICE SQUAD					L	24-31
11/03	Vikings							PRACTICE SQUAD					W	26-23
11/10	at Titans							PRACTICE SQUAD					L	32-35
11/18	at Chargers	P	0	0	0.0	0	0	0	0	0.0	0	0	W	24-17
<b>2019 TOTALS</b>		<b>1-0</b>	<b>0</b>	<b>0</b>	<b>0.0</b>	<b>0</b>	<b>0</b>	<b>0</b>	<b>0</b>	<b>0.0</b>	<b>0</b>	<b>0</b>	<b>7-4</b>	

## #13

# BYRON PRINGLE

2ND SEASON IN THE NFL | 2ND SEASON WITH THE CHIEFS

KANSAS STATE

WIDE RECEIVER

HEIGHT  
**6'1"**

WEIGHT  
**203**

BIRTHDAY  
**11/17/93**

ACQUIRED  
**CFA-18**





## BYRON PRINGLE'S NFL REGULAR SEASON RUSHING/RECEIVING STATISTICS



DATE	TEAM	GP	GS	RECEIVING			RUSHING				
				NO.	YDS	AVG	NO.	YDS.	AVG.	LG	TD
2018	Chiefs	0	0	0	0	0.0	0	0	0.0	0	0
2019	Chiefs	11	0	11	156	14.2	0	0	0.0	0	0
<b>NFL TOTALS</b>		<b>11</b>	<b>0</b>	<b>11</b>	<b>156</b>	<b>14.2</b>	<b>0</b>	<b>0</b>	<b>0.0</b>	<b>0</b>	<b>0</b>

## 2019 GAME-BY-GAME REGULAR SEASON STATISTICS (CHIEFS)

DATE	OPPONENT	P/S	RECEIVING					RUSHING					W/L	SCORE
			NO	YDS	AVG	LG	TD	NO	YDS	AVG	LG	TD		
09/08	at Jaguars	P	0	0	0.0	0	0	0	0	0.0	0	0	W	40-26
09/15	at Raiders	P	0	0	0.0	0	0	0	0	0.0	0	0	W	28-10
09/22	Ravens	P	1	7	7.0	7	0	0	0	0.0	0	0	W	33-28
09/29	at Lions	P	1	13	13.0	13	0	0	0	0.0	0	0	W	34-30
10/06	Colts	P	6	103	17.2	28	1	0	0	0.0	0	0	L	13-19
10/13	Texans	P	2	24	12.0	19	0	0	0	0.0	0	0	L	24-31
10/17	at Broncos	P	0	0	0.0	0	0	0	0	0.0	0	0	W	30-6
10/27	Packers	P	0	0	0.0	0	0	0	0	0.0	0	0	L	24-31
11/03	Vikings	P	0	0	0.0	0	0	0	0	0.0	0	0	W	26-23
11/10	at Titans	P	0	0	0.0	0	0	0	0	0.0	0	0	L	32-35
11/18	at Chargers	P	1	9	9.0	9	0	0	0	0.0	0	0	W	24-17
<b>2019 TOTALS</b>		<b>11-0</b>	<b>11</b>	<b>156</b>	<b>14.2</b>	<b>28</b>	<b>1</b>	<b>0</b>	<b>0</b>	<b>0.0</b>	<b>0</b>	<b>0</b>	<b>7-4</b>	

# #14

## SAMMY WATKINS

6TH SEASON IN THE NFL | 2ND SEASON WITH THE CHIEFS

CLEMSON

WIDE RECEIVER

HEIGHT

6'1"

WEIGHT

211

BIRTHDAY

06/14/93

ACQUIRED

UFA-18

## SAMMY WATKINS' NFL REGULAR SEASON RUSHING/RECEIVING STATISTICS



DATE	TEAM	GP	GS	RECEIVING			RUSHING				
				NO.	YDS	AVG	NO.	YDS.	AVG.	LG	TD
2014	Bills	16	16	65	982	15.1	2	8	4.0	5	0
2015	Bills	13	13	60	1,047	17.5	1	1	1.0	1	0
2016	Bills	8	8	28	430	15.4	0	0	0.0	0	0
2017	Rams	15	14	39	593	15.2	0	0	0.0	0	0
2018	Chiefs	10	9	40	519	13.0	5	52	10.4	31	0
2019	Chiefs	9	8	42	538	12.8	2	12	6.0	11	0
<b>NFL TOTALS</b>		<b>71</b>	<b>68</b>	<b>274</b>	<b>4,109</b>	<b>15.0</b>	<b>10</b>	<b>73</b>	<b>7.3</b>	<b>31</b>	<b>0</b>





## 2019 GAME-BY-GAME REGULAR SEASON STATISTICS (CHIEFS)

DATE	OPPONENT	P/S	RECEIVING					RUSHING					W/L	SCORE
			NO	YDS	AVG	LG	TD	NO	YDS	AVG	LG	TD		
09/08	at Jaguars	S	9	198	22.0	68t	3	0	0	0.0	0	0	W	40-26
09/15	at Raiders	S	6	49	8.2	14	0	0	0	0.0	0	0	W	28-10
09/22	Ravens	S	5	64	12.8	36	0	0	0	0.0	0	0	W	33-28
09/29	at Lions	S	3	54	18.0	30	0	0	0	0.0	0	0	W	34-30
10/06	Colts	S	0	0	0.0	0	0	0	0	0.0	0	0	L	13-19
10/13	Texans						INACTIVE						L	24-31
10/17	at Broncos						INACTIVE						W	30-6
10/27	Packers	S	5	45	9.0	25	0	0	0	0.0	0	0	L	24-31
11/03	Vikings	P	7	63	9.0	17	0	0	0	0.0	0	0	W	26-23
11/10	at Titans	S	5	39	7.8	10	0	2	12	6.0	11	0	L	32-35
11/18	at Chargers	S	2	26	13.0	15	0	0	0	0.0	0	0	W	24-17
<b>2019 TOTALS</b>			<b>9-8</b>	<b>42</b>	<b>538</b>	<b>12.8</b>	<b>68t</b>	<b>3</b>	<b>2</b>	<b>12</b>	<b>6.0</b>	<b>11</b>	<b>0</b>	<b>7-4</b>



# #15

## PATRICK MAHOMES

3RD SEASON IN THE NFL | 3RD SEASON WITH THE CHIEFS

HEIGHT

**6'3"**

WEIGHT

**230**

BIRTHDAY

**09/17/95**

ACQUIRED

**D1-17**



TEXAS TECH

QUARTERBACK

## PATRICK MAHOMES' NFL REGULAR SEASON PASSING STATISTICS



DATE	TEAM	GP	GS	ATT.	CMP.	PCT.	YDS	AVG.	TD	INT.	LG	SK	LST	RATE
2017	Chiefs	1	1	35	22	62.9	284	8.1	0	1	51	2	15	76.4
2018	Chiefs	16	16	580	383	66.0	5,097	8.8	50	12	89t	26	171	113.8
2019	Chiefs	9	9	323	212	65.6	2,808	8.7	19	2	83t	11	83	110.0
<b>TOTALS</b>		<b>26</b>	<b>26</b>	<b>938</b>	<b>617</b>	<b>65.8</b>	<b>8,189</b>	<b>8.7</b>	<b>69</b>	<b>15</b>	<b>89t</b>	<b>39</b>	<b>269</b>	<b>111.1</b>

## PATRICK MAHOMES' NFL REGULAR SEASON RUSHING STATISTICS



DATE	TEAM	NO.	YDS.	AVG.	LG	TD
2017	Chiefs	7	10	1.4	5	0
2018	Chiefs	60	272	4.5	28	2
2019	Chiefs	22	141	6.4	25	0
<b>TOTALS</b>		<b>89</b>	<b>423</b>	<b>4.8</b>	<b>28</b>	<b>2</b>





## 2019 GAME-BY-GAME REGULAR SEASON STATISTICS (CHIEFS)

DATE	OPPONENT	P/S	PASSING										RUSHING					
			ATT	CMP	YDS	PCT	Y/A	Y/C	TD	INT	LG	SK/YD	RATE	ATT	YDS	LG	TD	W/L
09/08	at Jaguars	S	33	25	378	75.8	11.5	15.1	3	0	68t	0/0	143.2	1	2	2	0	W
09/15	at Raiders	S	44	30	443	68.2	10.1	14.8	4	0	44t	2/7	131.2	1	-1	-1	0	W
09/22	Ravens	S	37	27	374	73.0	10.1	13.9	3	0	83t	1/11	132.0	4	9	11	0	W
09/29	at Lions	S	42	24	315	57.1	7.5	13.1	0	0	33	0/0	81.0	6	54	25	0	W
10/06	Colts	S	39	22	321	56.4	8.2	14.6	1	0	31	4/33	91.9	3	17	14	0	L
10/13	Texans	S	35	19	273	54.3	7.8	14.4	3	1	52	1/17	96.5	1	-1	-1	0	L
10/17	at Broncos	S	11	10	76	90.9	6.9	7.6	1	0	21t	0/0	125.8	1	2	2	0	W
10/27	Packers		INACTIVE															L
11/03	Vikings		INACTIVE															W
11/10	at Titans	S	50	36	446	72.0	8.9	12.4	3	0	63t	2/13	119.2	0	0	0	0	L
11/18	at Chargers	S	32	19	182	59.4	5.7	9.6	1	1	31	1/2	72.7	5	59	24	0	W
<b>2019 TOTALS</b>			<b>9-9</b>	<b>323</b>	<b>212</b>	<b>2,808</b>	<b>65.6</b>	<b>8.7</b>	<b>13.2</b>	<b>19</b>	<b>2</b>	<b>83t</b>	<b>11/83</b>	<b>110.0</b>	<b>22</b>	<b>141</b>	<b>25</b>	<b>0</b>

## 300-YARD PASSING GAMES (16): REGULAR SEASON

DATE	TEAM	NO.	YDS.	AVG.	LG	TD
09/16/18	at Steelers	23	326	14.2	40	6
09/23/18	49ERS	24	314	13.1	42	3
10/01/18	at Broncos	28	304	10.9	35	1
10/07/18	JAGUARS	22	313	14.2	40	0
10/14/18	at Patriots	23	352	15.3	75t	4
10/21/18	BENGALS	28	358	12.8	50	4
10/28/18	BRONCOS	24	303	12.6	40	4
11/04/18	at Browns	23	375	16.3	50t	3
11/19/18	at Rams	33	478	14.5	73t	6
12/09/18	RAVENS	35	377	10.8	48	2
09/08/19	at Jaguars	25	378	15.1	68t	3
09/15/19	at Raiders	30	443	14.8	44t	4
09/22/19	RAVENS	27	374	13.9	83t	3
09/29/19	at Lions	24	315	13.1	33	0
10/06/19	COLTS	22	321	14.6	31	1
11/10/19	at Titans	36	446	12.4	63t	3

# #17

## MECOLE HARDMAN

ROOKIE

GEORGIA

WIDE RECEIVER

HEIGHT

5'10"

WEIGHT

187

BIRTHDAY

03/12/98

ACQUIRED

02a-19

## MECOLE HARDMAN'S NFL REGULAR SEASON RUSHING/RECEIVING STATISTICS

DATE	TEAM	GP	GS	RECEIVING					RUSHING				
				NO.	YDS	AVG	LG	TD	NO.	YDS.	AVG.	LG	TD
2019	Chiefs	11	4	23	450	19.6	83t	5	3	8	2.7	7	0
<b>NFL TOTALS</b>				<b>23</b>	<b>450</b>	<b>19.6</b>	<b>83t</b>	<b>5</b>	<b>3</b>	<b>8</b>	<b>2.7</b>	<b>7</b>	<b>0</b>





## MECOLE HARDMAN'S NFL REGULAR SEASON RETURN STATISTICS



KICKOFF RETURNS						PUNT RETURNS					
DATE TEAM	RET.	YDS.	AVG.	LG	TD	NO.	FC	YDS	AVG	LG	TD
2019 Chiefs	18	414	23.0	34	0	8	4	118	14.8	36	0
<b>NFL TOTALS</b>	<b>18</b>	<b>414</b>	<b>23.0</b>	<b>34</b>	<b>0</b>	<b>8</b>	<b>4</b>	<b>118</b>	<b>14.8</b>	<b>36</b>	<b>0</b>

## 2019 GAME-BY-GAME REGULAR SEASON STATISTICS (CHIEFS)

DATE OPPONENT P/S		RECEIVING					RUSHING					W/L	SCORE
		NO	YDS	AVG	LG	TD	NO	YDS	AVG	LG	TD		
09/08 at Jaguars	P	0	0	0.0	0	0	0	0	0.0	0	0	W	40-26
09/15 at Raiders	S	4	61	15.3	42t	1	0	0	0.0	0	0	W	28-10
09/22 Ravens	P	2	97	48.5	83t	1	1	7	7.0	7	0	W	33-28
09/29 at Lions	S	2	9	4.5	7	0	0	0	0.0	0	0	W	34-30
10/06 Colts	P	4	79	19.8	31	0	1	-6	-6.0	-6	0	L	13-19
10/13 Texans	P	4	45	11.3	14	0	0	0	0.0	0	0	L	24-31
10/17 at Broncos	S	2	28	14.0	21t	1	0	0	0.0	0	0	W	30-6
10/27 Packers	P	2	55	27.5	30t	1	0	0	0.0	0	0	L	24-31
11/03 Vikings	S	0	0	0.0	0	0	1	7	7.0	7	0	W	26-23
11/10 at Titans	P	1	63	63.0	63t	1	0	0	0.0	0	0	L	32-35
11/18 at Chargers	P	2	13	6.5	9	0	0	0	0.0	0	0	W	24-17
<b>2019 TOTALS</b>	<b>11-4</b>	<b>23</b>	<b>450</b>	<b>19.6</b>	<b>83t</b>	<b>5</b>	<b>3</b>	<b>8</b>	<b>2.7</b>	<b>7</b>	<b>0</b>	<b>7-4</b>	

## 2019 GAME-BY-GAME REGULAR SEASON STATISTICS (CHIEFS)

		KICKOFF RETURNS					PUNT RETURNS								
DATE	OPPONENT	P/S	RET	YDS	AVG	LG	TD	NO	FC	YDS	AVG	LG	TD	W/L	SCORE
09/08	at Jaguars	P	2	45	22.5	27	0	0	1	0	0.0	0	0	W	40-26
09/15	at Raiders	S	1	18	18.0	18	0	1	0	20	20.0	20	0	W	28-10
09/22	Ravens	P	0	0	0.0	0	0	0	0	0	0.0	0	0	W	33-28
09/29	at Lions	S	1	29	29.0	29	0	0	0	0	0.0	0	0	W	34-30
10/06	Colts	P	1	22	22.0	22	0	0	0	0	0.0	0	0	L	13-19
10/13	Texans	P	2	41	20.5	22	0	0	0	0	0.0	0	0	L	24-31
10/17	at Broncos	S	0	0	0.0	0	0	1	0	36	36.0	36	0	W	30-6
10/27	Packers	P	3	68	22.7	26	0	1	0	18	18.0	18	0	L	24-31
11/03	Vikings	S	4	101	25.3	34	0	2	1	17	8.5	15	0	W	26-23
11/10	at Titans	P	4	90	22.5	30	0	1	2	5	5.0	5	0	L	32-35
11/18	at Chargers	P	0	0	0.0	0	0	2	0	22	11.0	15	0	W	24-17
2019 TOTALS		11-4	18	414	23.0	34	0	8	4	118	14.8	36	0	7-4	

#20

MORRIS

CLAIBORNE

8TH SEASON IN THE NFL | 1ST SEASON WITH THE CHIEFS

HEIGHT

5'11"

WEIGHT

192

BIRTHDAY

02/07/90

ACQUIRED

FA-19

LSU

CORNERBACK





## MORRIS CLAIBORNE'S NFL REGULAR SEASON DEFENSIVE STATISTICS



		TACKLES										INTERCEPTIONS					O. FUMB			ST					MISC	
DATE	TEAM	GP	GS	TK	S	A	TFL	YDS	SK	YDS	QBH	NO	YDS	LG	TD	PD	FF	FR	YDS	TK	S	A	FF	FR	S	A
2012	Cowboys	15	15	55	43	12	1	0	0.0	0.0	0	1	0	0	0	8	1	2	50	0	0	0	0	0	0	0
2013	Cowboys	10	7	26	24	2	0	0	0.0	0.0	0	1	0	0	0	5	0	1	0	0	0	0	0	0	0	0
2014	Cowboys	4	3	7	5	2	0	0	0.0	0.0	1	1	-8	0	0	2	0	0	0	0	0	0	0	0	0	0
2015	Cowboys	11	11	35	28	7	0	0	0.0	0.0	0	0	0	0	0	7	0	0	0	0	0	0	0	0	0	0
2016	Cowboys	7	7	26	24	2	2	2	0.0	0.0	0	1	27	27	0	5	0	1	0	0	0	0	0	0	0	0
2017	Jets	15	15	43	34	9	1	1	0.0	0.0	0	1	28	28	0	8	0	0	0	0	0	0	0	0	0	0
2018	Jets	15	15	57	44	13	2	8	0.0	0.0	0	2	17	17t	1	14	0	0	0	0	0	0	0	0	0	0
2019	Chiefs	7	1	11	7	4	0	0	0.0	0.0	0	0	0	0	0	0	0	0	0	0	0	0	0	0	0	0
NFL TOTALS		84	74	260	209	51	6	11	0.0	0.0	1	7	64	28	1	49	1	4	50	0	0	0	0	0	0	0

## 2019 GAME-BY-GAME REGULAR SEASON STATISTICS (CHIEFS)

		TACKLES								INTERCEPTIONS					O. FUMB			ST					MISC					
DATE	OPPONENT	TK	S	A	SK	YDS	TFL	YDS	QBH	NO	YDS	LG	TD	PD	FF	FR	YDS	TK	S	A	FF	FR	S	A	W/L	SCORE		
09/08	at Jaguars									RESERVE/LEAGUE SUSP.																	W	40-26
09/15	at Raiders									RESERVE/LEAGUE SUSP.																	W	28-10
09/22	Ravens									RESERVE/LEAGUE SUSP.																	W	33-28
09/29	at Lions									RESERVE/LEAGUE SUSP.																	W	34-30
10/06	Colts	P	1	0	1	0.0	0.0	0	0	0	0	0	0	0	0	0	0	0	0	0	0	0	0	0	L	13-19		
10/13	Texans	P	3	3	0	0.0	0.0	0	0	0	0	0	0	0	0	0	0	0	0	0	0	0	0	0	L	24-31		
10/17	at Broncos	P	5	3	2	0.0	0.0	0	0	0	0	0	0	0	0	0	0	0	0	0	0	0	0	0	W	30-6		
10/27	Packers	P	0	0	0	0.0	0.0	0	0	0	0	0	0	0	0	0	0	0	0	0	0	0	0	0	L	24-31		
11/03	Vikings	S	0	0	0	0.0	0.0	0	0	0	0	0	0	0	0	0	0	0	0	0	0	0	0	0	W	26-23		
11/10	at Titans	P	1	0	1	0.0	0.0	0	0	0	0	0	0	0	0	0	0	0	0	0	0	0	0	0	L	32-35		
11/18	at Chargers	P	1	1	0	0.0	0.0	0	0	0	0	0	0	0	0	0	0	0	0	0	0	0	0	0	W	24-17		
2019 TOTALS		7-1	11	7	4	0.0	0.0	0	0	0	0	0	0	0	0	0	0	0	0	0	0	0	0	0	7-4			

#21

BASHAUD BREELAND

6TH SEASON IN THE NFL | 1ST SEASON WITH THE CHIEFS

HEIGHT

5'11"

WEIGHT

195

BIRTHDAY

01/30/92

ACQUIRED

UFA-19

CLEMSON

CORNERBACK

## BASHAUD BREELAND'S NFL REGULAR SEASON DEFENSIVE STATISTICS



		TACKLES										INTERCEPTIONS					O. FUMB			ST					MISC		
DATE	TEAM	GP	GS	TK	S	A	TFL	YDS	SK	YDS	QBH	NO	YDS	LG	TD	PD	FF	FR	YDS	TK	S	A	FF	FR	S	A	
2014	Redskins	16	15	62	53	9	3	5	0.0	0.0	1	2	0	0	0	14	2	0	0	4	4	0	0	0	0	0	0
2015	Redskins	15	14	81	59	22	5	8	0.0	0.0	0	2	56	28	0	16	3	2	-1	0	0	0	0	0	0	0	0
2016	Redskins	14	14	71	60	11	1	2	1.0	3.0	1	3	32	26	0	11	2	0	0	2	2	0	0	0	0	0	0
2017	Redskins	15	14	47	34	13	0	0	0.0	0.0	0	1	96	96t	1	19	0	0	0	3	3	0	0	0	0	0	0
2018	Redskins	0	0	0	0	0	0	0	0.0	0.0	0	0	0	0	0	0	0	0	0	0	0	0	0	0	0	0	
Went from Redskins to Packers.																											
2018	Packers	7	5	20	16	4	1	3	0.0	0.0	0	2	48	26	1	4	0	1	0	0	0	0	0	0	0	0	0
2018	TOTAL	7	5	20	16	4	1	3	0.0	0.0	0	2	48	26	1	4	0	1	0	0	0	0	0	0	0	0	0
2019	Chiefs	11	10	35	27	8	1	6	0.0	0.0	0	1	0	0	0	5	0	2	114	0	0	0	0	0	0	0	0
NFL TOTALS		78	72	316	249	67	11	24	1.0	3.0	2	11	232	96t	2	69	7	5	113	9	9	0	0	0	0	0	0





## 2019 GAME-BY-GAME REGULAR SEASON STATISTICS (CHIEFS)

		TACKLES							INTERCEPTIONS					O. FUMB			ST					MISC					
DATE	OPPONENT	TK	S	A	SK	YDS	TFL	YDS	QBH	NO	YDS	LG	TD	PD	FF	FR	YDS	TK	S	A	FF	FR	S	A	W/L	SCORE	
09/08	at Jaguars	S	0	0	0	0.0	0.0	0	0	0	0	0	0	1	0	1	14	0	0	0	0	0	0	0	W	40-26	
09/15	at Raiders	S	8	7	1	0.0	0.0	1	6	0	1	0	0	0	1	0	0	0	0	0	0	0	0	0	W	28-10	
09/22	Ravens	S	4	4	0	0.0	0.0	0	0	0	0	0	0	0	0	0	0	0	0	0	0	0	0	0	W	33-28	
09/29	at Lions	S	2	2	0	0.0	0.0	0	0	0	0	0	0	0	2	0	1	100	0	0	0	0	0	0	W	34-30	
10/06	Colts	S	4	3	1	0.0	0.0	0	0	0	0	0	0	0	0	0	0	0	0	0	0	0	0	0	L	13-19	
10/13	Texans	S	6	3	3	0.0	0.0	0	0	0	0	0	0	0	0	0	0	0	0	0	0	0	0	0	L	24-31	
10/17	at Broncos	S	0	0	0	0.0	0.0	0	0	0	0	0	0	0	0	0	0	0	0	0	0	0	0	0	W	30-6	
10/27	Packers	S	3	2	1	0.0	0.0	0	0	0	0	0	0	0	0	0	0	0	0	0	0	0	0	0	L	24-31	
11/03	Vikings	P	2	2	0	0.0	0.0	0	0	0	0	0	0	0	0	0	0	0	0	0	0	0	0	0	W	26-23	
11/10	at Titans	S	1	1	0	0.0	0.0	0	0	0	0	0	0	0	1	0	0	0	0	0	0	0	0	0	L	32-35	
11/18	at Chargers	S	5	3	2	0.0	0.0	0	0	0	0	0	0	0	0	0	0	0	0	0	0	0	0	0	W	24-17	
2019 TOTALS		11-10	35	27	8	0.0	0.0	1	6	0	1	0	0	0	5	0	2	114	0	0	0	0	0	0	0	7-4	

# #22

## JUAN THORNHILL

ROOKIE

VIRGINIA

SAFETY

HEIGHT

6'0"

WEIGHT

205

BIRTHDAY

10/19/95

ACQUIRED

D2b-19

## JUAN THORNHILL'S NFL REGULAR SEASON DEFENSIVE STATISTICS



DATE TEAM GP GS	TK	S	A	TACKLES				QBH	INTERCEPTIONS					O. FUMB			ST					MISC	
				TFL	YDS	SK	YDS		NO	YDS	LG	TD	PD	FF	FR	YDS	TK	S	A	FF	FR	S	A
2019 Chiefs 11 11	42	31	11	0	0	0.0	0.0	0	1	0	0	0	0	3	0	0	0	0	0	0	0	0	0
<b>NFL TOTALS</b>	<b>11 11</b>	<b>42</b>	<b>31</b>	<b>11</b>	<b>0</b>	<b>0</b>	<b>0.0</b>	<b>0.0</b>	<b>0</b>	<b>1</b>	<b>0</b>	<b>0</b>	<b>0</b>	<b>3</b>	<b>0</b>	<b>0</b>	<b>0</b>	<b>0</b>	<b>0</b>	<b>0</b>	<b>0</b>	<b>0</b>	<b>0</b>

## 2019 GAME-BY-GAME REGULAR SEASON STATISTICS (CHIEFS)

		TACKLES								INTERCEPTIONS				O. FUMB			ST					MISC				
DATE	OPPONENT	TK	S	A	SK	YDS	TFL	YDS	QBH	NO	YDS	LG	TD	PD	FF	FR	YDS	TK	S	A	FF	FR	S	A	W/L	SCORE
09/08	at Jaguars	S	8	5	3	0.0	0.0	0	0	0	0	0	0	0	0	0	0	0	0	0	0	0	0	0	W	40-26
09/15	at Raiders	S	3	3	0	0.0	0.0	0	0	0	0	0	0	0	0	0	0	0	0	0	0	0	0	0	W	28-10
09/22	Ravens	S	2	2	0	0.0	0.0	0	0	0	0	0	0	0	0	0	0	0	0	0	0	0	0	0	W	33-28
09/29	at Lions	S	2	2	0	0.0	0.0	0	0	0	0	0	0	0	1	0	0	0	0	0	0	0	0	0	W	34-30
10/06	Colts	S	3	2	1	0.0	0.0	0	0	0	0	0	0	0	0	0	0	0	0	0	0	0	0	0	L	13-19
10/13	Texans	S	4	4	0	0.0	0.0	0	0	0	1	0	0	0	1	0	0	0	0	0	0	0	0	0	L	24-31
10/17	at Broncos	S	3	2	1	0.0	0.0	0	0	0	0	0	0	0	0	0	0	0	0	0	0	0	0	0	W	30-6
10/27	Packers	S	5	3	2	0.0	0.0	0	0	0	0	0	0	0	0	0	0	0	0	0	0	0	0	0	L	24-31
11/03	Vikings	S	4	4	0	0.0	0.0	0	0	0	0	0	0	0	0	0	0	0	0	0	0	0	0	0	W	26-23
11/10	at Titans	S	5	2	3	0.0	0.0	0	0	0	0	0	0	0	0	0	0	0	0	0	0	0	0	0	L	32-35
11/18	at Chargers	S	3	2	1	0.0	0.0	0	0	0	0	0	0	0	1	0	0	0	0	0	0	0	0	0	W	24-17
2019 TOTALS	11-11	42	31	11	0.0	0.0	0	0	0	1	0	0	0	3	0	0	0	0	0	0	0	0	0	0	7-4	



## #23

# ARMANI WATTS

2ND SEASON IN THE NFL | 2ND SEASON WITH THE CHIEFS

TEXAS A&M

SAFETY

HEIGHT  
**5'11"**

WEIGHT  
**205**

BIRTHDAY  
**03/19/96**

ACQUIRED  
**D4-18**

## ARMANI WATTS' NFL REGULAR SEASON DEFENSIVE STATISTICS



		TACKLES										INTERCEPTIONS					O. FUMB			ST					MISC	
DATE	TEAM	GP	GS	TK	S	A	TFL	YDS	SK	YDS	QBH	NO	YDS	LG	TD	PD	FF	FR	YDS	TK	S	A	FF	FR	S	A
2018	Chiefs	5	0	2	1	1	1	10	1.0	10.0	2	0	0	0	0	1	0	0	0	3	2	1	0	0	0	0
2019	Chiefs	11	0	3	1	2	1	7	1.0	7.0	1	0	0	0	0	0	0	0	0	7	6	1	0	0	0	0
NFL		16	0	5	2	3	2	17	2.0	17.0	3	0	0	0	0	1	0	0	0	10	8	2	0	0	0	0
TOTALS																										

## 2019 GAME-BY-GAME REGULAR SEASON STATISTICS (CHIEFS)

DATE	OPPONENT	P	TACKLES					QBH	INTERCEPTIONS					O. FUMB			ST			MISC			S	A	W/L	SCORE
			TK	S	A	SK	YDS	TFL	YDS	NO	YDS	LG	TD	PD	FF	FR	YDS	TK	S	A	FF	FR	S	A		
09/08	at Jaguars	P	0	0	0	0.0	0.0	0	0	0	0	0	0	0	0	0	0	0	0	0	0	0	0	0	W	40-26
09/15	at Raiders	P	0	0	0	0.0	0.0	0	0	0	0	0	0	0	0	0	0	0	0	0	0	0	0	0	W	28-10
09/22	Ravens	P	0	0	0	0.0	0.0	0	0	0	0	0	0	0	0	0	0	0	0	0	0	0	0	0	W	33-28
09/29	at Lions	P	0	0	0	0.0	0.0	0	0	0	0	0	0	0	0	0	0	1	1	0	0	0	0	0	W	34-30
10/06	Colts	P	0	0	0	0.0	0.0	0	0	0	0	0	0	0	0	0	0	0	0	0	0	0	0	0	L	13-19
10/13	Texans	P	0	0	0	0.0	0.0	0	0	0	0	0	0	0	0	0	0	1	1	0	0	0	0	0	L	24-31
10/17	at Broncos	P	1	1	0	1.0	7.0	1	7	1	0	0	0	0	0	0	0	0	0	0	0	0	0	0	W	30-6
10/27	Packers	P	0	0	0	0.0	0.0	0	0	0	0	0	0	0	0	0	0	0	0	0	0	0	0	0	L	24-31
11/03	Vikings	P	0	0	0	0.0	0.0	0	0	0	0	0	0	0	0	0	0	1	1	0	0	0	0	0	W	26-23
11/10	at Titans	P	0	0	0	0.0	0.0	0	0	0	0	0	0	0	0	0	0	2	1	1	0	0	0	0	L	32-35
11/18	at Chargers	P	2	0	2	0.0	0.0	0	0	0	0	0	0	0	0	0	0	2	2	0	0	0	0	0	W	24-17
<b>2019 TOTALS</b>			<b>11-0</b>			<b>3</b>	<b>1</b>	<b>2</b>	<b>1.0</b>	<b>7.0</b>	<b>1</b>	<b>7</b>	<b>1</b>	<b>0</b>	<b>0</b>	<b>0</b>	<b>0</b>	<b>0</b>	<b>7</b>	<b>6</b>	<b>1</b>	<b>0</b>	<b>0</b>	<b>0</b>	<b>0</b>	<b>7-4</b>

## #24

# JORDAN LUCAS

4TH SEASON IN THE NFL | 2ND SEASON WITH THE CHIEFS

PENN STATE

SAFETY

HEIGHT  
**6'1"**

WEIGHT  
**190**

BIRTHDAY  
**08/02/93**

ACQUIRED  
**T (MIA)-18**



## JORDAN LUCAS' NFL REGULAR SEASON DEFENSIVE STATISTICS



		TACKLES										INTERCEPTIONS					O. FUMB			ST					MISC		
DATE	TEAM	GP	GS	TK	S	A	TFL	YDS	SK	YDS	QBH	NO	YDS	LG	TD	PD	FF	FR	YDS	TK	S	A	FF	FR	S	A	
2016	Dolphins	8	0	0	0	0	0	0	0.0	0.0	0	0	0	0	0	0	0	0	0	0	2	0	2	0	0	0	0
2017	Dolphins	11	0	2	2	0	0	0	0.0	0.0	0	0	0	0	0	0	0	0	0	0	4	2	2	0	0	0	0
2018	Chiefs	16	4	28	19	9	1	9	1.0	9.0	2	1	49	49	0	2	0	0	0	0	4	3	1	0	0	0	0
2019	Chiefs	10	0	2	0	2	0	0	0.0	0.0	0	0	0	0	0	1	0	0	0	0	4	3	1	0	0	0	0
NFL TOTALS		45	4	32	21	11	1	9	1.0	9.0	2	1	49	49	0	3	0	0	0	0	14	8	6	0	0	0	0

## 2019 GAME-BY-GAME REGULAR SEASON STATISTICS (CHIEFS)

DATE	OPPONENT	P	TACKLES					INTERCEPTIONS					O. FUMB			ST					MISC		S	A	W/L	SCORE
			TK	S	A	SK	YDS	TFL	YDS	QBH	NO	YDS	LG	TD	PD	FF	FR	YDS	TK	S	A	FF	FR			
09/08	at Jaguars		INACTIVE																						W	40-26
09/15	at Raiders	P	0	0	0	0.0	0.0	0	0	0	0	0	0	0	0	0	0	0	1	1	0	0	0	0	W	28-10
09/22	Ravens	P	0	0	0	0.0	0.0	0	0	0	0	0	0	0	0	0	0	0	1	1	0	0	0	0	W	33-28
09/29	at Lions	P	0	0	0	0.0	0.0	0	0	0	0	0	0	0	1	0	0	0	0	0	0	0	0	0	W	34-30
10/06	Colts	P	0	0	0	0.0	0.0	0	0	0	0	0	0	0	0	0	0	0	0	0	0	0	0	0	L	13-19
10/13	Texans	P	0	0	0	0.0	0.0	0	0	0	0	0	0	0	0	0	0	0	0	0	0	0	0	0	L	24-31
10/17	at Broncos	P	1	0	1	0.0	0.0	0	0	0	0	0	0	0	0	0	0	0	1	0	1	0	0	0	W	30-6
10/27	Packers	P	0	0	0	0.0	0.0	0	0	0	0	0	0	0	0	0	0	0	0	0	0	0	0	0	L	24-31
11/03	Vikings	P	0	0	0	0.0	0.0	0	0	0	0	0	0	0	0	0	0	0	1	1	0	0	0	0	W	26-23
11/10	at Titans	P	0	0	0	0.0	0.0	0	0	0	0	0	0	0	0	0	0	0	0	0	0	0	0	0	L	32-35
11/18	at Chargers	P	1	0	1	0.0	0.0	0	0	0	0	0	0	0	0	0	0	0	0	0	0	0	0	0	W	24-17
<b>2019 TOTALS</b>		<b>10-0</b>	<b>2</b>	<b>0</b>	<b>2</b>	<b>0.0</b>	<b>0.0</b>	<b>0</b>	<b>0</b>	<b>0</b>	<b>0</b>	<b>0</b>	<b>0</b>	<b>0</b>	<b>1</b>	<b>0</b>	<b>0</b>	<b>0</b>	<b>4</b>	<b>3</b>	<b>1</b>	<b>0</b>	<b>0</b>	<b>0</b>	<b>0</b>	<b>7-4</b>

#25

LESEAN MCCOY

11TH SEASON IN THE NFL | 1ST SEASON WITH THE CHIEFS

HEIGHT: 5'11" | WEIGHT: 210 | BIRTHDAY: 07/12/88 | ACQUIRED: FA-19

PITTSBURGH

RUNNING BACK

## LESEAN MCCOY'S NFL REGULAR SEASON RUSHING/RECEIVING STATISTICS



DATE	TEAM	GP	GS	RUSHING					RECEIVING				
				NO.	YDS.	AVG.	LG	TD	NO.	YDS	AVG.	LG	TD
2009	Eagles	16	4	155	637	4.1	66t	4	40	308	7.7	45	0
2010	Eagles	15	13	207	1,080	5.2	62	7	78	592	7.6	40	2
2011	Eagles	15	15	273	1,309	4.8	60	17	48	315	6.6	26	3
2012	Eagles	12	12	200	840	4.2	34	2	54	373	6.9	36	3
2013	Eagles	16	16	314	1,607	5.1	57t	9	52	539	10.4	70	2
2014	Eagles	16	16	312	1,319	4.2	53	5	28	155	5.5	18	0
2015	Bills	12	12	203	895	4.4	48t	3	32	292	9.1	22	2
2016	Bills	15	15	234	1,267	5.4	75t	13	50	356	7.1	41	1
2017	Bills	16	16	287	1,138	4.0	48t	6	59	448	7.6	39	2
2018	Bills	14	13	161	514	3.2	28t	3	34	238	7.0	24	0
2019	Chiefs	10	6	79	400	5.1	39	3	24	157	6.5	23	1
<b>NFL TOTALS</b>		<b>157</b>	<b>138</b>	<b>2425</b>	<b>11,006</b>	<b>4.5</b>	<b>75t</b>	<b>72</b>	<b>499</b>	<b>3,773</b>	<b>7.6</b>	<b>70</b>	<b>16</b>





## 2019 GAME-BY-GAME REGULAR SEASON STATISTICS (CHIEFS)

DATE	OPPONENT	P/S	RUSHING					RECEIVING					W/L	SCORE
			NO	YDS	AVG	LG	TD	NO	YDS	AVG	LG	TD		
09/08	at Jaguars	P	10	81	8.1	31	0	1	12	12.0	12	0	W	40-26
09/15	at Raiders	P	11	23	2.1	6	0	3	0	0.0	5	0	W	28-10
09/22	Ravens	S	8	54	6.8	25	1	3	26	8.7	14t	1	W	33-28
09/29	at Lions	S	11	56	5.1	39	1	2	33	16.5	23	0	W	34-30
10/06	Colts	P	0	0	0.0	0	0	2	23	11.5	21	0	L	13-19
10/13	Texans	S	8	44	5.5	17	0	2	0	0.0	4	0	L	24-31
10/17	at Broncos	S	12	64	5.3	22	0	2	12	6.0	6	0	W	30-6
10/27	Packers	S	9	40	4.4	9	0	4	23	5.8	10	0	L	24-31
11/03	Vikings	S	3	9	3.0	7	0	1	0	0.0	0	0	W	26-23
11/10	at Titans							INACTIVE					L	32-35
11/18	at Chargers	P	7	29	4.1	8	1	4	28	7.0	16	0	W	24-17
<b>2019 TOTALS</b>			<b>10-6</b>	<b>79</b>	<b>400</b>	<b>5.1</b>	<b>39</b>	<b>3</b>	<b>24</b>	<b>157</b>	<b>6.5</b>	<b>23</b>	<b>1</b>	<b>7-4</b>

#26

DAMIEN WILLIAMS

6TH SEASON IN THE NFL | 2ND SEASON WITH THE CHIEFS

HEIGHT: 5'11"

WEIGHT: 224

BIRTHDAY: 04/03/92

ACQUIRED: UFA-18

OKLAHOMA

RUNNING BACK

## DAMIEN WILLIAMS' NFL REGULAR SEASON RUSHING/RECEIVING STATISTICS



DATE	TEAM	GP	GS	RUSHING					RECEIVING				
				NO.	YDS.	AVG.	LG	TD	NO.	YDS	AVG	LG	TD
2014	Dolphins	16	0	36	122	3.4	19	0	21	187	8.9	32	1
2015	Dolphins	16	0	16	59	3.7	19	0	21	142	6.8	23	1
2016	Dolphins	15	0	35	115	3.3	23	3	23	249	10.8	58	3
2017	Dolphins	11	4	46	181	3.9	69	0	20	155	7.8	24	1
2018	Chiefs	16	3	50	256	5.1	25	4	23	160	7.0	32	2
2019	Chiefs	9	5	83	309	3.7	91t	3	23	156	6.8	32	1
<b>NFL TOTALS</b>		<b>83</b>	<b>12</b>	<b>266</b>	<b>1,042</b>	<b>3.9</b>	<b>91t</b>	<b>10</b>	<b>131</b>	<b>1,049</b>	<b>8.0</b>	<b>58</b>	<b>9</b>

## DAMIEN WILLIAMS' NFL REGULAR SEASON RETURN STATISTICS



KICKOFF RETURNS							PUNT RETURNS					
DATE	TEAM	RET.	YDS.	AVG.	LG	TD	NO.	FC	YDS	AVG	LG	TD
2014	Dolphins	5	102	20.4	26	0	0	0	0	0.0	0	0
2015	Dolphins	21	457	21.8	37	0	0	0	0	0.0	0	0
2016	Dolphins	2	32	16.0	17	0	0	0	0	0.0	0	0
2017	Dolphins	0	0	0.0	0	0	0	0	0	0.0	0	0
2018	Chiefs	0	0	0.0	0	0	0	0	0	0.0	0	0
2019	Chiefs	0	0	0.0	0	0	0	0	0	0.0	0	0
NFL TOTALS		28	591	21.1	37	0	0	0	0	0.0	0	0





## 2019 GAME-BY-GAME REGULAR SEASON STATISTICS (CHIEFS)

		RUSHING					RECEIVING							
DATE	OPPONENT	P/S	NO	YDS	AVG	LG	TD	NO	YDS	AVG	LG	TD	W/L	SCORE
09/08	at Jaguars	S	13	26	2.0	6	1	6	39	6.5	18	0	W	40-26
09/15	at Raiders	S	9	8	0.9	5	0	3	48	16.0	32	0	W	28-10
09/22	Ravens						INACTIVE						W	33-28
09/29	at Lions						INACTIVE						W	34-30
10/06	Colts	S	9	23	2.6	6	0	3	15	5.0	7	0	L	13-19
10/13	Texans	P	1	6	6.0	6	0	1	14	14.0	14t	1	L	24-31
10/17	at Broncos	P	9	7	0.8	4	0	2	-1	-0.5	1	0	W	30-6
10/27	Packers	P	7	30	4.3	9	1	0	0	0.0	0	0	L	24-31
11/03	Vikings	P	12	125	10.4	91t	1	2	3	1.5	5	0	W	26-23
11/10	at Titans	S	19	77	4.1	15	0	5	32	6.4	10	0	L	32-35
11/18	at Chargers	S	4	7	1.8	3	0	1	6	6.0	6	0	W	24-17
2019 TOTALS		9-5	83	309	3.7	91t	3	23	156	6.8	32	1	7-4	

# #27

## RASHAD FENTON

ROOKIE

HEIGHT  
**5'11"**

WEIGHT  
**188**

BIRTHDAY  
**02/17/97**

ACQUIRED  
**D6a-19**

SOUTH CAROLINA

CORNERBACK

## RASHAD FENTON'S NFL REGULAR SEASON DEFENSIVE STATISTICS



		TACKLES										INTERCEPTIONS						O. FUMB			ST					MISC	
DATE	TEAM	GP	GS	TK	S	A	TFL	YDS	SK	YDS	QBH	NO	YDS	LG	TD	PD	FF	FR	YDS	TK	S	A	FF	FR	S	A	
2019	Chiefs	10	0	12	9	3	0	0	0.0	0.0	1	1	0	0	0	3	0	0	0	2	1	1	0	0	0	0	
NFL		10	0	12	9	3	0	0	0.0	0.0	1	1	0	0	0	3	0	0	0	2	1	1	0	0	0	0	
TOTALS																											

## 2019 GAME-BY-GAME REGULAR SEASON STATISTICS (CHIEFS)

		TACKLES								INTERCEPTIONS				O. FUMB			ST				MISC					
DATE	OPPONENT	TK	S	A	SK	YDS	TFL	YDS	QBH	NO	YDS	LG	TD	PD	FF	FR	YDS	TK	S	A	FF	FR	S	A	W/L	SCORE
09/08	at Jaguars	P	0	0	0	0.0	0.0	0	0	0	0	0	0	0	0	0	0	0	0	0	0	0	0	0	W	40-26
09/15	at Raiders		DID NOT PLAY																				W	28-10		
09/22	Ravens	P	0	0	0	0.0	0.0	0	0	0	0	0	0	0	0	0	0	0	0	0	0	0	0	0	W	33-28
09/29	at Lions	P	0	0	0	0.0	0.0	0	0	0	0	0	0	0	0	0	0	0	0	0	0	0	0	0	W	34-30
10/06	Colts	P	0	0	0	0.0	0.0	0	0	0	0	0	0	0	0	0	0	1	0	1	0	0	0	0	L	13-19
10/13	Texans	P	0	0	0	0.0	0.0	0	0	0	0	0	0	0	0	0	0	1	1	0	0	0	0	0	L	24-31
10/17	at Broncos	P	4	3	1	0.0	0.0	0	0	0	0	0	0	0	1	0	0	0	0	0	0	0	0	0	W	30-6
10/27	Packers	P	1	0	1	0.0	0.0	0	0	0	0	0	0	0	0	0	0	0	0	0	0	0	0	0	L	24-31
11/03	Vikings	P	2	2	0	0.0	0.0	0	0	0	0	0	0	0	0	0	0	0	0	0	0	0	0	0	W	26-23
11/10	at Titans	P	2	1	1	0.0	0.0	0	0	1	0	0	0	0	1	0	0	0	0	0	0	0	0	0	L	32-35
11/18	at Chargers	P	3	3	0	0.0	0.0	0	0	0	1	0	0	0	1	0	0	0	0	0	0	0	0	0	W	24-17
2019 TOTALS		10-0	12	9	3	0.0	0.0	0	0	1	1	0	0	0	3	0	0	0	2	1	1	0	0	0	0	7-4



## #29

# KENDALL FULLER

4TH SEASON IN THE NFL | 2ND SEASON WITH THE CHIEFS

VIRGINIA TECH

CORNERBACK

HEIGHT  
**5'11"**

WEIGHT  
**198**

BIRTHDAY  
**02/13/95**

ACQUIRED  
**T (WAS)-18**

## KENDALL FULLER'S NFL REGULAR SEASON DEFENSIVE STATISTICS



DATE	TEAM	GP	GS	TK	TACKLES						QBH	INTERCEPTIONS					O. FUMB			ST					MISC	
					S	A	TFL	YDS	SK	YDS		NO	YDS	LG	TD	PD	FF	FR	YDS	TK	S	A	FF	FR	S	A
2016	Redskins	13	6	40	32	8	0	0	0.0	0.0	1	0	0	0	0	2	0	0	0	2	0	2	0	0	0	0
2017	Redskins	16	6	54	42	12	2	5	0.0	0.0	0	4	4	3	0	10	1	0	0	1	1	0	0	0	0	0
2018	Chiefs	15	15	82	64	18	1	1	0.0	0.0	0	2	0	0	0	12	1	0	0	0	0	0	0	0	0	0
2019	Chiefs	6	4	31	23	8	3	10	1.0	7.0	1	0	0	0	0	2	0	0	0	0	0	0	0	0	0	0
NFL TOTALS		50	31	207	161	46	6	16	1.0	7.0	2	6	4	3	0	26	2	0	0	3	1	2	0	0	0	0

## 2019 GAME-BY-GAME REGULAR SEASON STATISTICS (CHIEFS)

		TACKLES								INTERCEPTIONS					O. FUMB			ST				MISC				
DATE	OPPONENT	TK	S	A	SK	YDS	TFL	YDS	QBH	NO	YDS	LG	TD	PD	FF	FR	YDS	TK	S	A	FF	FR	S	A	W/L	SCORE
09/08	at Jaguars	S	7	4	3	0.0	0.0	1	2	0	0	0	0	0	0	0	0	0	0	0	0	0	0	0	W	40-26
09/15	at Raiders	P	6	5	1	1.0	7.0	1	7	1	0	0	0	0	1	0	0	0	0	0	0	0	0	0	W	28-10
09/22	Ravens	S	8	7	1	0.0	0.0	0	0	0	0	0	0	0	0	0	0	0	0	0	0	0	0	0	W	33-28
09/29	at Lions	S	8	6	2	0.0	0.0	1	1	0	0	0	0	0	1	0	0	0	0	0	0	0	0	0	W	34-30
10/06	Colts	S	1	0	1	0.0	0.0	0	0	0	0	0	0	0	0	0	0	0	0	0	0	0	0	0	L	13-19
10/13	Texans	P	1	1	0	0.0	0.0	0	0	0	0	0	0	0	0	0	0	0	0	0	0	0	0	0	L	24-31
10/17	at Broncos										INACTIVE														W	30-6
10/27	Packers										INACTIVE														L	24-31
11/03	Vikings										INACTIVE														W	26-23
11/10	at Titans										INACTIVE														L	32-35
11/18	at Chargers										INACTIVE														W	24-17
2019 TOTALS	6-4	31	23	8	1.0	7.0	3	10	1	0	0	0	0	2	0	0	0	0	0	0	0	0	0	0	7-4	

## #31

# DARREL WILLIAMS

2ND SEASON IN THE NFL | 2ND SEASON WITH THE CHIEFS

C SL

RUNNING BACK

HEIGHT  
**5'11"**

WEIGHT  
**224**

BIRTHDAY  
**04/15/95**

ACQUIRED  
**CFA-18**



## DARREL WILLIAMS' NFL REGULAR SEASON RUSHING/RECEIVING STATISTICS



DATE	TEAM	GP	GS	RUSHING						RECEIVING					
				NO.	YDS.	AVG.	LG	TD		NO.	YDS	AVG	LG	TD	
2018	Chiefs	6	0	13	44	3.4	8	0		3	27	9.0	11t	1	
2019	Chiefs	11	0	35	128	3.7	41	3		14	164	11.7	52	0	
<b>NFL TOTALS</b>		<b>17</b>	<b>0</b>	<b>48</b>	<b>172</b>	<b>3.6</b>	<b>41</b>	<b>3</b>		<b>17</b>	<b>191</b>	<b>11.2</b>	<b>52</b>	<b>1</b>	

## 2019 GAME-BY-GAME REGULAR SEASON STATISTICS (CHIEFS)

DATE	OPPONENT	P/S	RUSHING						RECEIVING						W/L	SCORE
			NO	YDS	AVG	LG	TD		NO	YDS	AVG	LG	TD			
09/08	at Jaguars	P	0	0	0.0	0	0		0	0	0.0	0	0		W	40-26
09/15	at Raiders	P	0	0	0.0	0	0		0	0	0.0	0	0		W	28-10
09/22	Ravens	P	9	62	6.9	41	0		5	47	9.4	16	0		W	33-28
09/29	at Lions	P	8	13	1.6	8	2		3	43	14.3	30	0		W	34-30
10/06	Colts	P	0	0	0.0	0	0		0	0	0.0	0	0		L	13-19
10/13	Texans	P	0	0	0.0	0	0		1	52	52.0	52	0		L	24-31
10/17	at Broncos	P	2	1	0.5	1	0		2	5	2.5	6	0		W	30-6
10/27	Packers	P	2	10	5.0	8	0		0	0	0.0	0	0		L	24-31
11/03	Vikings	P	1	1	1.0	1	0		0	0	0.0	0	0		W	26-23
11/10	at Titans	P	2	6	3.0	5	0		1	9	9.0	9	0		L	32-35
11/18	at Chargers	P	11	35	3.2	6t	1		2	8	4.0	4	0		W	24-17
<b>2019 TOTALS</b>		<b>11-0</b>	<b>35</b>	<b>128</b>	<b>3.7</b>	<b>41</b>	<b>3</b>		<b>14</b>	<b>164</b>	<b>11.7</b>	<b>52</b>	<b>0</b>	<b>7-4</b>		

#32

TYRANN MATHIEU

7TH SEASON IN THE NFL | 1ST SEASON WITH THE CHIEFS

HEIGHT

5'9"

WEIGHT

190

BIRTHDAY

05/13/92

ACQUIRED

UFA-19

LSI

SAFETY

## TYRANN MATHIEU'S NFL REGULAR SEASON DEFENSIVE STATISTICS



		TACKLES										INTERCEPTIONS					O. FUMB			ST					MISC	
DATE	TEAM	GP	GS	TK	S	A	TFL	YDS	SK	YDS	QBH	NO	YDS	LG	TD	PD	FF	FR	YDS	TK	S	A	FF	FR	S	A
2013	Cardinals	13	11	67	64	3	6	19	1.0	10.0	3	2	7	7	0	9	1	0	0	1	1	0	0	0	0	0
2014	Cardinals	13	6	38	35	3	2	5	0.0	0.0	4	1	9	9	0	4	0	1	9	0	0	0	0	0	0	0
2015	Cardinals	14	14	89	80	9	11	26	1.0	9.0	3	5	92	33t	1	17	1	0	0	0	0	0	0	0	0	0
2016	Cardinals	10	10	35	33	2	3	17	1.0	11.0	1	1	9	5	0	4	1	0	0	0	0	0	0	0	0	0
2017	Cardinals	16	16	74	66	8	6	14	1.0	3.0	4	2	16	15	0	7	1	0	0	4	4	0	0	0	0	0
2018	Texans	16	16	89	70	19	5	25	3.0	20.0	4	2	6	6	0	8	0	1	10	0	0	0	0	0	0	0
2019	Chiefs	11	11	50	38	12	2	22	1.0	14.0	1	2	65	35	0	6	0	0	0	0	0	0	0	0	0	0
NFL TOTALS		93	84	442	386	56	35	128	8.0	67.0	20	15	204	35	1	55	4	2	19	5	5	0	0	0	0	0





## 2019 GAME-BY-GAME REGULAR SEASON STATISTICS (CHIEFS)

		TACKLES								INTERCEPTIONS					O. FUMB			ST				MISC				
DATE	OPPONENT	TK	S	A	SK	YDS	TFL	YDS	QBH	NO	YDS	LG	TD	PD	FF	FR	YDS	TK	S	A	FF	FR	S	A	W/L	SCORE
09/08	at Jaguars	S	3	2	1	0.0	0.0	0	0	0	0	0	0	0	0	0	0	0	0	0	0	0	0	0	W	40-26
09/15	at Raiders	S	2	1	1	0.0	0.0	0	0	0	0	0	0	0	0	0	0	0	0	0	0	0	0	0	W	28-10
09/22	Ravens	S	4	2	2	0.0	0.0	0	0	0	0	0	0	3	0	0	0	0	0	0	0	0	0	0	W	33-28
09/29	at Lions	S	6	5	1	1.0	14.0	1	14	1	0	0	0	0	0	0	0	0	0	0	0	0	0	0	W	34-30
10/06	Colts	S	4	4	0	0.0	0.0	1	8	0	1	30	30	0	1	0	0	0	0	0	0	0	0	0	L	13-19
10/13	Texans	S	10	10	0	0.0	0.0	0	0	0	0	0	0	1	0	0	0	0	0	0	0	0	0	0	L	24-31
10/17	at Broncos	S	5	5	0	0.0	0.0	0	0	0	0	0	0	0	0	0	0	0	0	0	0	0	0	0	W	30-6
10/27	Packers	S	3	3	0	0.0	0.0	0	0	0	0	0	0	0	0	0	0	0	0	0	0	0	0	0	L	24-31
11/03	Vikings	S	3	0	3	0.0	0.0	0	0	0	0	0	0	0	0	0	0	0	0	0	0	0	0	0	W	26-23
11/10	at Titans	S	2	2	0	0.0	0.0	0	0	0	0	0	0	0	0	0	0	0	0	0	0	0	0	0	L	32-35
11/18	at Chargers	S	8	4	4	0.0	0.0	0	0	0	1	35	35	0	1	0	0	0	0	0	0	0	0	0	W	24-17
2019 TOTALS		11-11	50	38	12	1.0	14.0	2	22	1	2	65	35	0	6	0	0	0	0	0	0	0	0	0	7-4	

# #34

## DARWIN THOMPSON

UTAH STATE

ROOKIE

HEIGHT

5'8"

WEIGHT

200

BIRTHDAY

02/12/97

ACQUIRED

06b-19

RUNNING BACK

## DARWIN THOMPSON'S NFL REGULAR SEASON RUSHING/RECEIVING STATISTICS

DATE TEAM	GP GS	RUSHING						RECEIVING					
		NO.	YDS.	AVG.	LG	TD		NO.	YDS	AVG	LG	TD	
2019 Chiefs	7 0	5	8	1.6	8	0		3	10	3.3	8	0	
<b>NFL TOTALS</b>	<b>7 0</b>	<b>5</b>	<b>8</b>	<b>1.6</b>	<b>8</b>	<b>0</b>		<b>3</b>	<b>10</b>	<b>3.3</b>	<b>8</b>	<b>0</b>	

## DARWIN THOMPSON'S NFL REGULAR SEASON RETURN STATISTICS

DATE TEAM	RET.	KICKOFF RETURNS					PUNT RETURNS					
		YDS.	AVG.	LG	TD		NO.	FC	YDS	AVG	LG	TD
2019 Chiefs	1	27	27.0	27	0		0	0	0	0.0	0	0
<b>NFL TOTALS</b>	<b>1</b>	<b>27</b>	<b>27.0</b>	<b>27</b>	<b>0</b>		<b>0</b>	<b>0</b>	<b>0</b>	<b>0.0</b>	<b>0</b>	<b>0</b>





## 2019 GAME-BY-GAME REGULAR SEASON STATISTICS (CHIEFS)

		RUSHING					RECEIVING							
DATE	OPPONENT	P/S	NO	YDS	AVG	LG	TD	NO	YDS	AVG	LG	TD	W/L	SCORE
09/08	at Jaguars	P	0	0	0.0	0	0	1	3	3.0	3	0	W	40-26
09/15	at Raiders	P	1	1	1.0	1	0	0	0	0.0	0	0	W	28-10
09/22	Ravens	P	3	8	2.7	8	0	0	0	0.0	0	0	W	33-28
09/29	at Lions	P	0	0	0.0	0	0	0	0	0.0	0	0	W	34-30
10/06	Colts						INACTIVE						L	13-19
10/13	Texans	P	0	0	0.0	0	0	0	0	0.0	0	0	L	24-31
10/17	at Broncos						INACTIVE						W	30-6
10/27	Packers	P	0	0	0.0	0	0	1	-1	-1.0	-1	0	L	24-31
11/03	Vikings						INACTIVE						W	26-23
11/10	at Titans	P	1	-1	-1.0	-1	0	1	8	8.0	8	0	L	32-35
11/18	at Chargers						INACTIVE						W	24-17
2019 TOTALS		7-0	5	8	1.6	8	0	3	10	3.3	8	0	7-4	

#35

CHARVARIUS WARD

2ND SEASON IN THE NFL | 2ND SEASON WITH THE CHIEFS

HEIGHT: 6'1" | WEIGHT: 198 | BIRTHDAY: 05/16/96 | ACQUIRED: T (DAL)-18

MIDDLE TENNESSEE STATE

CORNERBACK

## CHARVARIUS WARD'S NFL REGULAR SEASON DEFENSIVE STATISTICS



		TACKLES										INTERCEPTIONS					O. FUMB			ST					MISC	
DATE	TEAM	GP	GS	TK	S	A	TFL	YDS	SK	YDS	QBH	NO	YDS	LG	TD	PD	FF	FR	YDS	TK	S	A	FF	FR	S	A
2018	Chiefs	13	2	18	17	1	0	0	0.0	0.0	0	0	0	0	0	3	0	0	0	12	9	3	0	0	0	0
2019	Chiefs	11	11	55	42	13	0	0	0.0	0.0	0	2	10	10	0	9	1	0	0	0	0	0	0	0	0	0
NFL TOTALS		24	13	73	59	14	0	0	0.0	0.0	0	2	10	10	0	12	1	0	0	12	9	3	0	0	0	0

## 2019 GAME-BY-GAME REGULAR SEASON STATISTICS (CHIEFS)

		TACKLES								INTERCEPTIONS				O. FUMB			ST				MISC					
DATE	OPPONENT	TK	S	A	SK	YDS	TFL	YDS	QBH	NO	YDS	LG	TD	PD	FF	FR	YDS	TK	S	A	FF	FR	S	A	W/L	SCORE
09/08	at Jaguars	S	7	5	2	0.0	0.0	0	0	0	0	0	0	0	0	0	0	0	0	0	0	0	0	0	W	40-26
09/15	at Raiders	S	4	3	1	0.0	0.0	0	0	0	1	10	10	0	2	1	0	0	0	0	0	0	0	0	W	28-10
09/22	Ravens	S	5	4	1	0.0	0.0	0	0	0	0	0	0	0	0	0	0	0	0	0	0	0	0	0	W	33-28
09/29	at Lions	S	6	6	0	0.0	0.0	0	0	0	0	0	0	0	0	0	0	0	0	0	0	0	0	0	W	34-30
10/06	Colts	S	6	4	2	0.0	0.0	0	0	0	0	0	0	0	1	0	0	0	0	0	0	0	0	0	L	13-19
10/13	Texans	S	8	7	1	0.0	0.0	0	0	0	1	0	0	0	1	0	0	0	0	0	0	0	0	0	L	24-31
10/17	at Broncos	S	3	2	1	0.0	0.0	0	0	0	0	0	0	0	0	0	0	0	0	0	0	0	0	0	W	30-6
10/27	Packers	S	4	3	1	0.0	0.0	0	0	0	0	0	0	0	1	0	0	0	0	0	0	0	0	0	L	24-31
11/03	Vikings	S	6	4	2	0.0	0.0	0	0	0	0	0	0	0	1	0	0	0	0	0	0	0	0	0	W	26-23
11/10	at Titans	S	4	3	1	0.0	0.0	0	0	0	0	0	0	0	0	0	0	0	0	0	0	0	0	0	L	32-35
11/18	at Chargers	S	2	1	1	0.0	0.0	0	0	0	0	0	0	0	3	0	0	0	0	0	0	0	0	0	W	24-17
2019 TOTALS		11-11	55	42	13	0.0	0.0	0	0	0	2	10	10	0	9	1	0	0	0	0	0	0	0	0	7-4	





## #41



# JAMES WINCHESTER

5TH SEASON IN THE NFL | 5TH SEASON WITH THE CHIEFS

OKLAHOMA



LONG SNAPPER

HEIGHT  
**6'3"**

WEIGHT  
**240**

BIRTHDAY  
**08/06/89**

ACQUIRED  
**FA-15**

### JAMES WINCHESTER'S NFL REGULAR SEASON STATISTICS



#### DATE TEAM GP

2015 Chiefs 16  
2016 Chiefs 16  
2017 Chiefs 16  
2018 Chiefs 16  
2019 Chiefs 11

**NFL TOTALS** **75**

### 2019 GAME-BY-GAME REGULAR SEASON STATISTICS (CHIEFS)

DATE OPPONENT		W/L	SCORE
09/08 at Jaguars	P	W	40-26
09/15 at Raiders	P	W	28-10
09/22 Ravens	P	W	33-28
09/29 at Lions	P	W	34-30
10/06 Colts	P	L	13-19
10/13 Texans	P	L	24-31
10/17 at Broncos	P	W	30-6
10/27 Packers	P	L	24-31
11/03 Vikings	P	W	26-23
11/10 at Titans	P	L	32-35
11/18 at Chargers	P	W	24-17
<b>2019 TOTALS</b>	<b>11</b>	<b>7-4</b>	

## #42



# ANTHONY SHERMAN

9TH SEASON IN THE NFL | 7TH SEASON WITH THE CHIEFS

CONNECTICUT



FULLBACK

HEIGHT  
**5'10"**

WEIGHT  
**242**

BIRTHDAY  
**12/11/88**

ACQUIRED  
**T (ARI)-13**





## ANTHONY SHERMAN'S NFL REGULAR SEASON RUSHING/RECEIVING STATISTICS



RUSHING														RECEIVING				
DATE TEAM		GP	GS	NO.	YDS.	AVG.	LG	TD	NO.	YDS	AVG	LG	TD					
2011	Cardinals	15	7	1	3	3.0	3	0	8	72	9.0	19	0					
2012	Cardinals	13	4	0	0	0.0	0	0	5	39	7.8	19	0					
2013	Chiefs	16	8	2	3	1.5	2	0	18	155	8.6	26	1					
2014	Chiefs	16	6	2	8	4.0	4	0	10	71	7.1	24	1					
2015	Chiefs	16	2	1	0	0.0	0	0	4	34	8.5	18	0					
2016	Chiefs	16	3	0	0	0.0	0	0	4	11	2.8	6	0					
2017	Chiefs	16	3	14	40	2.9	9	1	6	47	7.8	11	0					
2018	Chiefs	16	1	1	2	2.0	2	0	8	96	12.0	36t	1					
2019	Chiefs	11	0	3	9	3.0	5	0	1	15	15.0	15	0					
NFL TOTALS		135	34	24	65	2.7	9	1	64	540	8.4	36t	3					

## ANTHONY SHERMAN'S NFL REGULAR SEASON RETURN STATISTICS



KICKOFF RETURNS							PUNT RETURNS					
DATE	TEAM	RET.	YDS.	AVG.	LG	TD	NO.	FC	YDS	AVG	LG	TD
2011	Cardinals	0	0	0.0	0	0	0	0	0	0.0	0	0
2012	Cardinals	0	0	0.0	0	0	0	0	0	0.0	0	0
2013	Chiefs	0	0	0.0	0	0	0	0	0	0.0	0	0
2014	Chiefs	1	13	13.0	13	0	0	0	0	0.0	0	0
2015	Chiefs	2	20	10.0	11	0	0	0	0	0.0	0	0
2016	Chiefs	0	0	0.0	0	0	0	0	0	0.0	0	0
2017	Chiefs	1	7	7.0	7	0	0	0	0	0.0	0	0
2018	Chiefs	1	5	5.0	5	0	0	0	0	0.0	0	0
2019	Chiefs	0	0	0.0	0	0	0	0	0	0.0	0	0
NFL TOTALS		5	45	9.0	13	0	0	0	0	0.0	0	0

## 2019 GAME-BY-GAME REGULAR SEASON STATISTICS (CHIEFS)

DATE	OPPONENT	P/S	RUSHING					RECEIVING					TD	W/L	SCORE
			NO	YDS	AVG	LG	TD	NO	YDS	AVG	LG	TD			
09/08	at Jaguars	P	0	0	0.0	0	0	1	15	15.0	15	0	W		40-26
09/15	at Raiders	P	0	0	0.0	0	0	0	0	0.0	0	0	W		28-10
09/22	Ravens	P	0	0	0.0	0	0	0	0	0.0	0	0	W		33-28
09/29	at Lions	P	0	0	0.0	0	0	0	0	0.0	0	0	W		34-30
10/06	Colts	P	1	2	2.0	2	0	0	0	0.0	0	0	L		13-19
10/13	Texans	P	0	0	0.0	0	0	0	0	0.0	0	0	L		24-31
10/17	at Broncos	P	2	7	3.5	5	0	0	0	0.0	0	0	W		30-6
10/27	Packers	P	0	0	0.0	0	0	0	0	0.0	0	0	L		24-31
11/03	Vikings	P	0	0	0.0	0	0	0	0	0.0	0	0	W		26-23
11/10	at Titans	P	0	0	0.0	0	0	0	0	0.0	0	0	L		32-35
11/18	at Chargers	P	0	0	0.0	0	0	0	0	0.0	0	0	W		24-17
<b>2019 TOTALS</b>		<b>11-0</b>	<b>3</b>	<b>9</b>	<b>3.0</b>	<b>5</b>	<b>0</b>	<b>1</b>	<b>15</b>	<b>15.0</b>	<b>15</b>	<b>0</b>	<b>7-4</b>		





## #44

# DORIAN O'DANIEL

2ND SEASON IN THE NFL | 2ND SEASON WITH THE CHIEFS

CLEMSON

LINEBACKER

HEIGHT  
**6'1"**

WEIGHT  
**220**

BIRTHDAY  
**09/04/94**

ACQUIRED  
**D3b-18**

## DORIAN O'DANIEL'S NFL REGULAR SEASON DEFENSIVE STATISTICS



DATE	TEAM	GP	GS	TK	TACKLES					QBH	INTERCEPTIONS					O. FUMB			ST					MISC	
					S	A	TFL	YDS	SK	YDS	NO	YDS	LG	TD	PD	FF	FR	YDS	TK	S	A	FF	FR	S	A
2018	Chiefs	16	1	29	18	11	2	6	0.0	0.0	1	0	0	0	0	1	0	1	0	5	3	2	0	0	0
2019	Chiefs	9	0	0	0	0	0	0	0.0	0.0	0	0	0	0	0	0	0	0	5	3	2	0	0	0	0
<b>NFL TOTALS</b>		<b>25</b>	<b>1</b>	<b>29</b>	<b>18</b>	<b>11</b>	<b>2</b>	<b>6</b>	<b>0.0</b>	<b>0.0</b>	<b>1</b>	<b>0</b>	<b>0</b>	<b>0</b>	<b>0</b>	<b>1</b>	<b>0</b>	<b>1</b>	<b>0</b>	<b>10</b>	<b>6</b>	<b>4</b>	<b>0</b>	<b>0</b>	<b>0</b>

## 2019 GAME-BY-GAME REGULAR SEASON STATISTICS (CHIEFS)

		TACKLES							INTERCEPTIONS							O. FUMB			ST					MISC					
DATE	OPPONENT	TK	S	A	SK	YDS	TFL	YDS	QBH	NO	YDS	LG	TD	PD	FF	FR	YDS	TK	S	A	FF	FR	S	A	W/L	SCORE			
09/08	at Jaguars	P	0	0	0	0.0	0.0	0	0	0	0	0	0	0	0	0	0	0	1	1	0	0	0	0	0	W	40-26		
09/15	at Raiders	P	0	0	0	0.0	0.0	0	0	0	0	0	0	0	0	0	0	0	1	1	0	0	0	0	0	W	28-10		
09/22	Ravens	P	0	0	0	0.0	0.0	0	0	0	0	0	0	0	0	0	0	0	0	0	0	0	0	0	0	W	33-28		
09/29	at Lions	P	0	0	0	0.0	0.0	0	0	0	0	0	0	0	0	0	0	0	0	0	0	0	0	0	0	W	34-30		
10/06	Colts									INACTIVE																		L	13-19
10/13	Texans									INACTIVE																		L	24-31
10/17	at Broncos	P	0	0	0	0.0	0.0	0	0	0	0	0	0	0	0	0	0	0	0	0	0	0	0	0	0	W	30-6		
10/27	Packers	P	0	0	0	0.0	0.0	0	0	0	0	0	0	0	0	0	0	0	1	1	0	0	0	0	0	L	24-31		
11/03	Vikings	P	0	0	0	0.0	0.0	0	0	0	0	0	0	0	0	0	0	0	2	0	2	0	0	0	0	W	26-23		
11/10	at Titans	P	0	0	0	0.0	0.0	0	0	0	0	0	0	0	0	0	0	0	0	0	0	0	0	0	0	L	32-35		
11/18	at Chargers	P	0	0	0	0.0	0.0	0	0	0	0	0	0	0	0	0	0	0	0	0	0	0	0	0	0	W	24-17		
2019 TOTALS		9-0	0	0	0	0.0	0.0	0	0	0	0	0	0	0	0	0	0	5	3	2	0	0	0	0	7-4				

## #49

# DANIEL SORENSEN

6TH SEASON IN THE NFL | 6TH SEASON WITH THE CHIEFS

BYU

SAFETY

HEIGHT  
**6'2"**

WEIGHT  
**208**

BIRTHDAY  
**03/05/90**

ACQUIRED  
**CFA-14**





## DANIEL SORENSEN'S NFL REGULAR SEASON DEFENSIVE STATISTICS



TACKLES												INTERCEPTIONS					O. FUMB			ST					MISC	
DATE	TEAM	GP	GS	TK	S	A	TFL	YDS	SK	YDS	QBH	NO	YDS	LG	TD	PD	FF	FR	YDS	TK	S	A	FF	FR	S	A
2014	Chiefs	9	0	0	0	0	0	0	0.0	0.0	0	0	0	0	0	0	0	0	0	7	6	1	0	0	0	0
2015	Chiefs	16	0	16	14	2	1	7	1.0	7.0	2	0	0	0	0	2	0	0	0	7	6	1	0	0	0	0
2016	Chiefs	16	1	54	47	7	4	13	1.0	8.0	3	3	48	48t	1	6	2	2	56	9	8	1	0	1	0	0
2017	Chiefs	15	14	88	66	22	5	18	1.5	14.0	7	1	3	3	0	6	0	0	0	1	1	0	0	0	0	0
2018	Chiefs	7	4	26	14	12	0	0	0.0	0.0	1	1	54	54t	1	2	0	1	0	0	0	0	0	0	0	0
2019	Chiefs	11	0	35	24	11	1	7	0.0	0.0	0	1	0	0	0	2	0	0	0	4	4	0	0	0	0	0
NFL TOTALS		74	19	219	165	54	11	45	3.5	29.0	13	6	105	54t	2	18	2	3	56	28	25	3	0	1	0	0

## 2019 GAME-BY-GAME REGULAR SEASON STATISTICS (CHIEFS)

		TACKLES								INTERCEPTIONS					O. FUMB			ST					MISC				
DATE	OPPONENT	TK	S	A	SK	YDS	TFL	YDS	QBH	NO	YDS	LG	TD	PD	FF	FR	YDS	TK	S	A	FF	FR	S	A	W/L	SCORE	
09/08	at Jaguars	P	0	0	0	0.0	0.0	0	0	0	0	0	0	0	0	0	0	1	1	0	0	0	0	0	W	40-26	
09/15	at Raiders	P	0	0	0	0.0	0.0	0	0	0	0	0	0	0	0	0	0	0	0	0	0	0	0	0	W	28-10	
09/22	Ravens	P	2	2	0	0.0	0.0	0	0	0	0	0	0	0	0	0	0	1	1	0	0	0	0	0	W	33-28	
09/29	at Lions	P	2	2	0	0.0	0.0	0	0	0	0	0	0	0	1	0	0	0	2	2	0	0	0	0	0	W	34-30
10/06	Colts	P	2	1	1	0.0	0.0	0	0	0	0	0	0	0	0	0	0	0	0	0	0	0	0	0	L	13-19	
10/13	Texans	P	3	2	1	0.0	0.0	0	0	0	0	0	0	0	0	0	0	0	0	0	0	0	0	0	L	24-31	
10/17	at Broncos	P	2	1	1	0.0	0.0	0	0	0	0	0	0	0	0	0	0	0	0	0	0	0	0	0	W	30-6	
10/27	Packers	P	3	3	0	0.0	0.0	0	0	0	0	0	0	0	0	0	0	0	0	0	0	0	0	0	L	24-31	
11/03	Vikings	P	4	2	2	0.0	0.0	1	7	0	0	0	0	0	0	0	0	0	0	0	0	0	0	0	W	26-23	
11/10	at Titans	P	9	5	4	0.0	0.0	0	0	0	0	0	0	0	0	0	0	0	0	0	0	0	0	0	L	32-35	
11/18	at Chargers	P	8	6	2	0.0	0.0	0	0	0	1	0	0	0	1	0	0	0	0	0	0	0	0	0	W	24-17	
2019 TOTALS		11-0	35	24	11	0.0	0.0	1	7	0	1	0	0	0	2	0	0	0	4	4	0	0	0	0	0	7-4	

# DARRON LEE

4TH SEASON IN THE NFL | 1ST SEASON WITH THE CHIEFS

HEIGHT

6'1"

WEIGHT

232

BIRTHDAY

10/18/94

ACQUIRED

T (NYJ)-19

OHIO STATE

LINEBACKER

## DARRON LEE'S NFL REGULAR SEASON DEFENSIVE STATISTICS



DATE	TEAM	TACKLES										INTERCEPTIONS					O. FUMB			ST					MISC	
		GP	GS	TK	S	A	TFL	YDS	SK	YDS	QBH	NO	YDS	LG	TD	PD	FF	FR	YDS	TK	S	A	FF	FR	S	A
2016	Jets	13	9	70	42	28	3	10	1.0	7.0	3	0	0	0	0	3	0	0	0	3	3	0	0	0	0	0
2017	Jets	15	15	94	67	27	9	44	3.0	19.0	6	0	0	0	0	3	2	0	0	0	0	0	0	0	0	0
2018	Jets	12	12	73	43	30	5	14	0.0	0.0	2	3	82	36t	1	5	0	0	0	1	0	1	0	0	0	0
2019	Chiefs	11	2	22	15	7	0	0	0.0	0.0	0	0	0	0	0	0	0	0	0	5	3	2	0	0	0	0
NFL TOTALS		51	38	259	167	92	17	68	4.0	26.0	11	3	82	36t	1	11	2	0	0	9	6	3	0	0	0	0





## 2019 GAME-BY-GAME REGULAR SEASON STATISTICS (CHIEFS)

DATE OPPONENT		TACKLES							INTERCEPTIONS					O. FUMB			ST					MISC		AW/L	SCORE
		TK	S	A	SK	YDS	TFL	YDS	QBH	NO	YDS	LG	TD	PD	FF	FR	YDS	TK	S	A	FF	FR	S	A	
09/08 at Jaguars	P	2	0	2	0.0	0.0	0	0	0	0	0	0	0	0	0	0	0	0	0	0	0	0	0	W	40-26
09/15 at Raiders	S	2	1	1	0.0	0.0	0	0	0	0	0	0	0	0	0	0	0	1	0	1	0	0	0	W	28-10
09/22 Ravens	P	4	4	0	0.0	0.0	0	0	0	0	0	0	0	0	0	0	0	0	0	0	0	0	0	W	33-28
09/29 at Lions	P	1	1	0	0.0	0.0	0	0	0	0	0	0	0	0	0	0	0	0	0	0	0	0	0	W	34-30
10/06 Colts	P	5	4	1	0.0	0.0	0	0	0	0	0	0	0	0	0	0	0	0	0	0	0	0	0	L	13-19
10/13 Texans	S	8	5	3	0.0	0.0	0	0	0	0	0	0	0	0	0	0	0	0	0	0	0	0	0	L	24-31
10/17 at Broncos	P	0	0	0	0.0	0.0	0	0	0	0	0	0	0	0	0	0	0	0	0	0	0	0	0	W	30-6
10/27 Packers	P	0	0	0	0.0	0.0	0	0	0	0	0	0	0	0	0	0	0	1	1	0	0	0	0	L	24-31
11/03 Vikings	P	0	0	0	0.0	0.0	0	0	0	0	0	0	0	0	0	0	0	2	1	1	0	0	0	W	26-23
11/10 at Titans	P	0	0	0	0.0	0.0	0	0	0	0	0	0	0	0	0	0	0	1	1	0	0	0	0	L	32-35
11/18 at Chargers	P	0	0	0	0.0	0.0	0	0	0	0	0	0	0	0	0	0	0	0	0	0	0	0	0	W	24-17
<b>2019 TOTALS</b>	<b>11-2</b>	<b>22</b>	<b>15</b>	<b>7</b>	<b>0.0</b>	<b>0.0</b>	<b>0</b>	<b>0</b>	<b>0</b>	<b>0</b>	<b>0</b>	<b>0</b>	<b>0</b>	<b>0</b>	<b>0</b>	<b>0</b>	<b>0</b>	<b>5</b>	<b>3</b>	<b>2</b>	<b>0</b>	<b>0</b>	<b>0</b>	<b>0</b>	<b>7-4</b>

1960

2019

60 SEASONS

1ST SEASON IN THE NFL

1ST SEASON WITH THE CHIEFS

HEIGHT

6'4"

WEIGHT

272

BIRTHDAY

12/30/95

ACQUIRED

FA-19

BUFFALO

DEFENSIVE END

## DEMONE HARRIS' NFL REGULAR SEASON DEFENSIVE STATISTICS



		TACKLES										INTERCEPTIONS					O. FUMB			ST				MISC			
DATE	TEAM	GP	GS	TK	S	A	TFL	YDS	SK	YDS	QBH	NO	YDS	LG	TD	PD	FF	FR	YDS	TK	S	A	FF	FR	S	A	
2018	Buccaneers	2	0	0	0	0	0	0	0.0	0.0	0	0	0	0	0	0	0	0	0	0	0	0	0	0	0	0	
2019	Buccaneers	1	0	0	0	0	0	0	0.0	0.0	0	0	0	0	0	0	0	0	0	0	0	0	0	0	0	0	
Went from <b>Buccaneers</b> to <b>Ravens</b> .																											
2019	Ravens	0	0	0	0	0	0	0	0.0	0.0	0	0	0	0	0	0	0	0	0	0	0	0	0	0	0	0	
2019 TOTAL		1	0	0	0	0	0	0	0.0	0.0	0	0	0	0	0	0	0	0	0	0	0	0	0	0	0	0	
NFL TOTALS		3	0	0	0	0	0	0	0.0	0.0	0	0	0	0	0	0	0	0	0	0	0	0	0	0	0	0	

## 2019 GAME-BY-GAME REGULAR SEASON STATISTICS (BUCCANEERS/RAVENS)

		TACKLES							INTERCEPTIONS					O. FUMB			ST				MISC					
DATE	OPPONENT	TK	S	A	SK	YDS	TFL	YDS	QBH	NO	YDS	LG	TD	PD	FF	FR	YDS	TK	S	A	FF	FR	S	A	W/L	SCORE
09/08	49ers	INACTIVE																			L	17-31				
09/12	at Panthers	INACTIVE																			W	20-14				
09/22	Giants	P	0	0	0	0.0	0.0	0	0	0	0	0	0	0	0	0	0	0	0	0	0	0	0	L	31-32	
09/29	at Rams	INACTIVE																			W	55-40				
10/06	at Saints	NOT ON ROSTER																			L	24-31				
10/13	Panthers	PRACTICE SQUAD																			L	26-37				
		Went from <b>Buccaneers</b> to <b>Ravens</b> .																								
11/03	Patriots	PRACTICE SQUAD																			W	37-20				
11/10	at Bengals	PRACTICE SQUAD																			W	49-13				
11/17	Texans	PRACTICE SQUAD																			W	41-7				
2019	TOTALS	1-0	0	0	0	0.0	0.0	0	0	0	0	0	0	0	0	0	0	0	0	0	0	0	0	0	5-4	



## #53

# ANTHONY HITCHENS

6TH SEASON IN THE NFL | 2ND SEASON WITH THE CHIEFS

HEIGHT  
**6'0"**

WEIGHT  
**235**

BIRTHDAY  
**06/10/92**

ACQUIRED  
**UFA-18**

IOWA

LINEBACKER

## ANTHONY HITCHENS' NFL REGULAR SEASON DEFENSIVE STATISTICS



DATE	TEAM	GP	GS	TK	S	TACKLES					QBH	INTERCEPTIONS					O. FUMB			ST				MISC		
						A	TFL	YDS	SK	YDS		NO	YDS	LG	TD	PD	FF	FR	YDS	TK	S	A	FF	FR	S	A
2014	Cowboys	16	11	73	57	16	3	5	0.0	0.0	2	1	8	8	0	4	0	0	0	2	2	0	0	0	0	0
2015	Cowboys	16	9	71	40	31	5	20	2.0	14.0	5	0	0	0	0	0	1	0	0	1	1	0	0	0	0	0
2016	Cowboys	16	16	78	39	39	4	21	1.5	12.0	5	0	0	0	0	1	0	0	0	0	0	0	0	0	0	0
2017	Cowboys	12	12	92	70	22	8	15	0.0	0.0	7	0	0	0	0	2	1	0	0	0	0	0	0	0	0	0
2018	Chiefs	15	15	135	81	54	7	26	0.0	0.0	2	0	0	0	0	0	1	0	0	0	0	0	0	0	0	0
2019	Chiefs	10	10	61	36	25	2	13	2.0	31.0	3	0	0	0	0	1	1	0	0	0	0	0	0	0	0	0
NFL TOTALS		85	73	510	323	187	29	100	5.5	57.0	24	1	8	8	0	8	4	0	0	3	3	0	0	0	0	0

## 2019 GAME-BY-GAME REGULAR SEASON STATISTICS (CHIEFS)

		TACKLES								INTERCEPTIONS				O. FUMB			ST				MISC					
DATE	OPPONENT	TK	S	A	SK	YDS	TFL	YDS	QBH	NO	YDS	LG	TD	PD	FF	FR	YDS	TK	S	A	FF	FR	S	A	W/L	SCORE
09/08	at Jaguars	S	7	5	2	0.0	0.0	0	0	0	0	0	0	0	0	0	0	0	0	0	0	0	0	0	W	40-26
09/15	at Raiders	S	5	4	1	0.0	0.0	0	0	0	0	0	0	0	0	0	0	0	0	0	0	0	0	0	W	28-10
09/22	Ravens	S	8	6	2	0.0	0.0	0	0	0	0	0	0	0	0	0	0	0	0	0	0	0	0	0	W	33-28
09/29	at Lions	S	6	3	3	0.0	0.0	0	0	0	0	0	0	1	0	0	0	0	0	0	0	0	0	0	W	34-30
10/06	Colts	S	1	1	0	0.0	0.0	0	0	0	0	0	0	0	0	0	0	0	0	0	0	0	0	0	L	13-19
10/13	Texans		INACTIVE																						L	24-31
10/17	at Broncos	S	6	5	1	2.0	31.0	1	10	2	0	0	0	0	0	1	0	0	0	0	0	0	0	0	W	30-6
10/27	Packers	S	6	2	4	0.0	0.0	0	0	0	0	0	0	0	0	0	0	0	0	0	0	0	0	0	L	24-31
11/03	Vikings	S	6	3	3	0.0	0.0	0	0	0	0	0	0	0	0	0	0	0	0	0	0	0	0	0	W	26-23
11/10	at Titans	S	6	5	1	0.0	0.0	1	3	1	0	0	0	0	0	0	0	0	0	0	0	0	0	0	L	32-35
11/18	at Chargers	S	10	2	8	0.0	0.0	0	0	0	0	0	0	0	0	0	0	0	0	0	0	0	0	0	W	24-17
2019 TOTALS		10-10	61	36	25	2.0	31.0	2	13	3	0	0	0	0	1	1	0	0	0	0	0	0	0	0	7-4	



## #54



5TH SEASON IN THE NFL | 1ST SEASON WITH THE CHIEFS

## DAMIEN WILSON

MINNESOTA



LINEBACKER

HEIGHT  
**6'0"**

WEIGHT  
**245**

BIRTHDAY  
**05/28/93**

ACQUIRED  
**UFA-19**

### DAMIEN WILSON'S NFL REGULAR SEASON DEFENSIVE STATISTICS



DATE TEAM	GP GS	TK	S	A	TACKLES				QBH	INTERCEPTIONS					O. FUMB			ST					MISC	
					TFL	YDS	SK	YDS		NO	YDS	LG	TD	PD	FF	FR	YDS	TK	S	A	FF	FR	S	A
2015 Cowboys	16 0	7	4	3	1	1	0.0	0.0	0	0	0	0	0	0	0	0	0	8	6	2	0	0	0	0
2016 Cowboys	16 6	30	23	7	4	10	0.5	4.0	2	0	0	0	0	1	0	0	0	4	4	0	0	0	0	0
2017 Cowboys	16 9	39	26	13	0	0	1.0	1.0	4	0	0	0	0	1	0	0	0	6	6	0	1	0	0	0
2018 Cowboys	16 7	36	23	13	3	8	1.0	8.0	5	0	0	0	0	0	1	0	0	6	3	3	0	0	0	0
2019 Chiefs	11 11	65	43	22	2	10	1.5	9.5	4	0	0	0	0	1	1	0	0	0	0	0	0	0	0	0
<b>NFL TOTALS</b>	<b>75 33</b>	<b>177</b>	<b>119</b>	<b>58</b>	<b>10</b>	<b>29</b>	<b>4.0</b>	<b>22.5</b>	<b>15</b>	<b>0</b>	<b>0</b>	<b>0</b>	<b>0</b>	<b>3</b>	<b>2</b>	<b>0</b>	<b>0</b>	<b>24</b>	<b>19</b>	<b>5</b>	<b>1</b>	<b>0</b>	<b>0</b>	<b>0</b>

### 2019 GAME-BY-GAME REGULAR SEASON STATISTICS (CHIEFS)

DATE OPPONENT	S	TACKLES				QBH	INTERCEPTIONS					O. FUMB			ST					MISC		W/L	SCORE
		TK	S	A	SK	YDS	NO	YDS	LG	TD	PD	FF	FR	YDS	TK	S	A	FF	FR	S	A		
09/08 at Jaguars	S	5	5	0	0	0.0	0	0	0	0	0	0	0	0	0	0	0	0	0	0	0	W	40-26
09/15 at Raiders	S	5	2	3	0	0.0	0	0	0	0	0	0	0	1	0	0	0	0	0	0	0	W	28-10
09/22 Ravens	S	5	4	1	0.5	0.5	0	0	1	0	0	0	0	0	0	0	0	0	0	0	0	W	33-28
09/29 at Lions	S	8	7	1	0	0.0	1	1	0	0	0	0	0	0	0	0	0	0	0	0	0	W	34-30
10/06 Colts	S	12	7	5	0	0.0	0	0	0	0	0	0	0	0	0	0	0	0	0	0	0	L	13-19
10/13 Texans	S	6	3	3	0	0.0	0	0	0	0	0	0	0	0	0	0	0	0	0	0	0	L	24-31
10/17 at Broncos	S	3	3	0	0	0.0	0	0	0	0	0	0	0	0	0	0	0	0	0	0	0	W	30-6
10/27 Packers	S	7	5	2	1	0.0	1	9	3	0	0	0	0	0	0	0	0	0	0	0	0	L	24-31
11/03 Vikings	S	7	4	3	0	0.0	0	0	0	0	0	0	0	0	0	0	0	0	0	0	0	W	26-23
11/10 at Titans	S	1	0	1	0	0.0	0	0	0	0	0	0	0	0	0	0	0	0	0	0	0	L	32-35
11/18 at Chargers	S	6	3	3	0	0.0	0	0	0	0	0	0	0	0	0	0	0	0	0	0	0	W	24-17
<b>2019 TOTALS</b>	<b>11-11</b>	<b>65</b>	<b>43</b>	<b>22</b>	<b>1.5</b>	<b>9.5</b>	<b>2</b>	<b>10</b>	<b>4</b>	<b>0</b>	<b>0</b>	<b>0</b>	<b>0</b>	<b>1</b>	<b>1</b>	<b>0</b>	<b>0</b>	<b>0</b>	<b>0</b>	<b>0</b>	<b>0</b>	<b>7-4</b>	

## #55



5TH SEASON IN THE NFL | 1ST SEASON WITH THE CHIEFS

## FRANK CLARK

MICHIGAN



DEFENSIVE END

HEIGHT  
**6'3"**

WEIGHT  
**260**

BIRTHDAY  
**06/14/93**

ACQUIRED  
**T (SEA)-19**





## FRANK CLARK'S NFL REGULAR SEASON DEFENSIVE STATISTICS



DATE	TEAM	GP	GS	TACKLES					YDS	QBH	INTERCEPTIONS					O. FUMB			ST					MISC	
				TK	S	A	TFL	YDS	SK		NO	YDS	LG	TD	PD	FF	FR	YDS	TK	S	A	FF	FR	S	A
2015	Seahawks	15	0	16	15	1	4	19	3.0	16.0	6	0	0	0	0	2	1	0	0	0	0	0	0	0	0
2016	Seahawks	15	5	47	25	22	11	43	10.0	68.5	18	0	0	0	0	2	1	27	0	0	0	0	0	0	0
2017	Seahawks	16	12	32	19	13	10	64	9.0	73.5	21	0	0	0	0	2	2	1	0	0	0	0	0	0	0
2018	Seahawks	16	16	41	33	8	10	42	13.0	52.5	27	1	26	26	0	2	3	2	0	0	0	0	0	0	0
2019	Chiefs	9	8	26	18	8	7	35	5.0	31.0	8	1	5	5	0	3	3	1	0	0	0	0	0	0	0
<b>NFL TOTALS</b>		<b>71</b>	<b>41</b>	<b>162</b>	<b>110</b>	<b>52</b>	<b>42</b>	<b>203</b>	<b>40.0</b>	<b>241.5</b>	<b>80</b>	<b>2</b>	<b>31</b>	<b>26</b>	<b>0</b>	<b>9</b>	<b>11</b>	<b>5</b>	<b>27</b>	<b>0</b>	<b>0</b>	<b>0</b>	<b>0</b>	<b>0</b>	<b>0</b>

## 2019 GAME-BY-GAME REGULAR SEASON STATISTICS (CHIEFS)

DATE	OPPONENT	S	TACKLES					YDS	QBH	INTERCEPTIONS					O. FUMB			ST					MISC		AW/L	SCORE
			TK	S	A	SK	TFL			NO	YDS	LG	TD	PD	FF	FR	YDS	TK	S	A	FF	FR	S	A		
09/08	at Jaguars	S	1	1	0	0	0	0	0	1	5	5	0	1	0	0	0	0	0	0	0	0	0	0	W	40-26
09/15	at Raiders	S	3	1	2	0	0	1	0	0	0	0	0	0	0	0	0	0	0	0	0	0	0	0	W	28-10
09/22	Ravens	S	3	2	1	1	5	1	5	0	0	0	0	0	0	0	0	0	0	0	0	0	0	0	W	33-28
09/29	at Lions	S	2	0	2	0	0	0	0	0	0	0	0	0	0	0	0	0	0	0	0	0	0	0	W	34-30
10/06	Colts	S	2	2	0	0	0	1	4	0	0	0	0	0	0	0	0	0	0	0	0	0	0	0	L	13-19
10/13	Texans	S	1	1	0	0	0	0	0	1	0	0	0	0	0	1	1	0	0	0	0	0	0	0	L	24-31
10/17	at Broncos	S	5	5	0	2	19	2	18	1	0	0	0	0	0	1	0	0	0	0	0	0	0	0	W	30-6
10/27	Packers																								L	24-31
11/03	Vikings																								W	26-23
11/10	at Titans	P	4	4	0	1	7	1	7	1	0	0	0	0	1	0	0	0	0	0	0	0	0	0	L	32-35
11/18	at Chargers	S	5	2	3	1	0	1	1	3	0	0	0	0	1	1	0	0	0	0	0	0	0	0	W	24-17
<b>2019 TOTALS</b>		<b>9-8</b>	<b>26</b>	<b>18</b>	<b>8</b>	<b>5</b>	<b>31</b>	<b>0</b>	<b>7</b>	<b>35</b>	<b>8</b>	<b>1</b>	<b>5</b>	<b>5</b>	<b>0</b>	<b>3</b>	<b>3</b>	<b>1</b>	<b>0</b>	<b>0</b>	<b>0</b>	<b>0</b>	<b>0</b>	<b>0</b>	<b>0</b>	<b>7-4</b>

# BEN NIEMANN

2ND SEASON IN THE NFL | 2ND SEASON WITH THE CHIEFS

HEIGHT: **6'2"**

WEIGHT: **235**

BIRTHDAY: **07/27/95**

ACQUIRED: **CFA-18**

IOWA

LINEBACKER

## BEN NIEMANN'S NFL REGULAR SEASON DEFENSIVE STATISTICS



DATE	TEAM	GP	GS	TACKLES					YDS	QBH	INTERCEPTIONS					O. FUMB			ST					MISC	
				TK	S	A	TFL	YDS	SK		NO	YDS	LG	TD	PD	FF	FR	YDS	TK	S	A	FF	FR	S	A
2018	Chiefs	14	1	8	5	3	0	0	0.0	0.0	0	0	0	0	0	0	0	0	2	2	0	0	0	0	0
2019	Chiefs	11	1	35	21	14	1	4	0.0	0.0	1	0	0	0	0	1	0	0	1	1	0	0	1	0	0
<b>NFL TOTALS</b>		<b>25</b>	<b>2</b>	<b>43</b>	<b>26</b>	<b>17</b>	<b>1</b>	<b>4</b>	<b>0.0</b>	<b>0.0</b>	<b>1</b>	<b>0</b>	<b>0</b>	<b>0</b>	<b>0</b>	<b>1</b>	<b>0</b>	<b>0</b>	<b>3</b>	<b>3</b>	<b>0</b>	<b>0</b>	<b>1</b>	<b>0</b>	<b>0</b>





## 2019 GAME-BY-GAME REGULAR SEASON STATISTICS (CHIEFS)

		TACKLES								INTERCEPTIONS					O. FUMB			ST					MISC			
DATE	OPPONENT	TK	S	A	SK	YDS	TFL	YDS	QBH	NO	YDS	LG	TD	PD	FF	FR	YDS	TK	S	A	FF	FR	S	A	W/L	SCORE
09/08	at Jaguars	P	0	0	0	0.0	0.0	0	0	0	0	0	0	0	0	0	0	0	0	0	0	0	0	0	W	40-26
09/15	at Raiders	P	3	2	1	0.0	0.0	0	0	0	0	0	0	0	0	0	0	0	0	0	0	0	0	0	W	28-10
09/22	Ravens	P	2	1	1	0.0	0.0	0	0	0	0	0	0	1	0	0	0	0	0	0	0	0	0	0	W	33-28
09/29	at Lions	P	0	0	0	0.0	0.0	0	0	0	0	0	0	0	0	0	0	0	0	0	0	1	0	0	W	34-30
10/06	Colts	P	10	6	4	0.0	0.0	0	0	0	0	0	0	0	0	0	0	0	0	0	0	0	0	0	L	13-19
10/13	Texans	S	6	2	4	0.0	0.0	0	0	0	0	0	0	0	0	0	0	0	0	0	0	0	0	0	L	24-31
10/17	at Broncos	P	5	4	1	0.0	0.0	1	4	0	0	0	0	0	0	0	0	1	1	0	0	0	0	0	W	30-6
10/27	Packers	P	4	4	0	0.0	0.0	0	0	0	0	0	0	0	0	0	0	0	0	0	0	0	0	0	L	24-31
11/03	Vikings	P	0	0	0	0.0	0.0	0	0	0	0	0	0	0	0	0	0	0	0	0	0	0	0	0	W	26-23
11/10	at Titans	P	1	0	1	0.0	0.0	0	0	1	0	0	0	0	0	0	0	0	0	0	0	0	0	0	L	32-35
11/18	at Chargers	P	4	2	2	0.0	0.0	0	0	0	0	0	0	0	0	0	0	0	0	0	0	0	0	0	W	24-17
2019 TOTALS		11-1	35	21	14	0.0	0.0	1	4	1	0	0	0	0	1	0	0	0	1	1	0	0	1	0	0	7-4

REGGIE RAGLAND

4TH SEASON IN THE NFL | 3RD SEASON WITH THE CHIEFS

HEIGHT: 6'2" | WEIGHT: 252 | BIRTHDAY: 09/23/93 | ACQUIRED: T (BUF)-17

ALABAMA

LINEBACKER

## REGGIE RAGLAND'S NFL REGULAR SEASON DEFENSIVE STATISTICS



		TACKLES									INTERCEPTIONS					O. FUMB			ST					MISC		
DATE	TEAM	GP	GS	TK	S	A	TFL	YDS	SK	YDS	QBH	NO	YDS	LG	TD	PD	FF	FR	YDS	TK	S	A	FF	FR	S	A
2016	Bills	0	0	0	0	0	0	0	0.0	0.0	0	0	0	0	0	0	0	0	0	0	0	0	0	0	0	0
2017	Chiefs	12	10	44	31	13	4	7	0.0	0.0	0	0	0	0	0	0	0	0	0	0	0	0	0	0	0	0
2018	Chiefs	16	15	86	46	40	2	1	0.5	3.5	1	1	67	67	0	1	0	0	0	0	0	0	0	0	0	0
2019	Chiefs	9	5	18	13	5	2	8	1.0	6.0	1	0	0	0	0	0	0	1	5	1	0	1	0	0	0	0
NFL TOTALS		37	30	148	90	58	8	16	1.5	9.5	2	1	67	67	0	1	0	1	5	1	0	1	0	0	0	0

## 2019 GAME-BY-GAME REGULAR SEASON STATISTICS (CHIEFS)

DATE OPPONENT		TACKLES							INTERCEPTIONS					O. FUMB			ST					MISC		W/L	SCORE
		TK	S	A	SK	YDS	TFL	YDS	QBH	NO	YDS	LG	TD	PD	FF	FR	YDS	TK	S	A	FF	FR	S		
09/08 at Jaguars		INACTIVE																					W	40-26	
09/15 at Raiders		INACTIVE																					W	28-10	
09/22 Ravens	P	0	0	0	0.0	0.0	0	0	0	0	0	0	0	0	0	0	0	0	0	0	0	0	0	W	33-28
09/29 at Lions	P	1	1	0	0.0	0.0	0	0	0	0	0	0	0	0	0	0	0	0	0	0	0	0	0	W	34-30
10/06 Colts	P	0	0	0	0.0	0.0	0	0	0	0	0	0	0	0	0	0	0	1	0	1	0	0	0	L	13-19
10/13 Texans	P	1	1	0	0.0	0.0	1	2	0	0	0	0	0	0	0	0	0	0	0	0	0	0	0	L	24-31
10/17 at Broncos	S	2	2	0	1.0	6.0	1	6	1	0	0	0	0	0	0	1	5	0	0	0	0	0	0	W	30-6
10/27 Packers	S	4	2	2	0.0	0.0	0	0	0	0	0	0	0	0	0	0	0	0	0	0	0	0	0	L	24-31
11/03 Vikings	S	6	4	2	0.0	0.0	0	0	0	0	0	0	0	0	0	0	0	0	0	0	0	0	0	W	26-23
11/10 at Titans	S	1	1	0	0.0	0.0	0	0	0	0	0	0	0	0	0	0	0	0	0	0	0	0	0	L	32-35
11/18 at Chargers	S	3	2	1	0.0	0.0	0	0	0	0	0	0	0	0	0	0	0	0	0	0	0	0	0	W	24-17
2019 TOTALS		9-5	18	13	5	1.0	6.0	2	8	1	0	0	0	0	0	0	1	5	1	0	1	0	0	0	7-4





## #61

STEFEN  
**WISNIEWSKI**

9TH SEASON IN THE NFL | 1ST SEASON WITH THE CHIEFS

PENN STATE

GUARD

HEIGHT

**6'3"**

WEIGHT

**305**

BIRTHDAY

**03/22/89**

ACQUIRED

**FA-19**

## STEFEN WISNIEWSKI'S NFL REGULAR SEASON STATISTICS



DATE	TEAM	GP	GS
2011	Raiders	16	16
2012	Raiders	15	15
2013	Raiders	14	14
2014	Raiders	16	16
2015	Jaguars	16	16
2016	Eagles	16	6
2017	Eagles	14	11
2018	Eagles	16	7
2019	Chiefs	6	0

**NFL TOTALS 129 101**

## 2019 GAME-BY-GAME REGULAR SEASON STATISTICS (CHIEFS)

DATE	OPPONENT	P/S		W/L	SCORE
09/08	at Jaguars		NOT ON ROSTER	W	40-26
09/15	at Raiders		NOT ON ROSTER	W	28-10
09/22	Ravens		NOT ON ROSTER	W	33-28
09/29	at Lions		NOT ON ROSTER	W	34-30
10/06	Colts		NOT ON ROSTER	L	13-19
10/13	Texans	P		L	24-31
10/17	at Broncos	P		W	30-6
10/27	Packers		NOT ON ROSTER	L	24-31
11/03	Vikings		NOT ON ROSTER	W	26-23
11/10	at Titans		NOT ON ROSTER	L	32-35
11/18	at Chargers		NOT ON ROSTER	W	24-17
<b>2019 TOTALS</b>		<b>2-0</b>		<b>7-4</b>	





## #62



4TH SEASON IN THE NFL | 2ND SEASON WITH THE CHIEFS

# AUSTIN REITER

SOUTH FLORIDA



CENTER

HEIGHT  
**6'3"**

WEIGHT  
**300**

BIRTHDAY  
**11/27/91**

ACQUIRED  
**W (CLE)-18**

## AUSTIN REITER'S NFL REGULAR SEASON STATISTICS



### DATE TEAM GP GS

2015	Redskins	0	0
2016	Redskins	0	0
2016	Browns	1	1
2016	<b>TOTAL</b>	<b>1</b>	<b>1</b>
2017	Browns	16	0
2018	Chiefs	11	4
2019	Chiefs	11	11

Went from **Redskins** to **Browns**.

**NFL TOTALS 39 16**

## 2019 GAME-BY-GAME REGULAR SEASON STATISTICS (CHIEFS)

DATE OPPONENT	P/S	W/L	SCORE
09/08 at Jaguars	S	W	40-26
09/15 at Raiders	S	W	28-10
09/22 Ravens	S	W	33-28
09/29 at Lions	S	W	34-30
10/06 Colts	S	L	13-19
10/13 Texans	S	L	24-31
10/17 at Broncos	S	W	30-6
10/27 Packers	S	L	24-31
11/03 Vikings	S	W	26-23
11/10 at Titans	S	L	32-35
11/18 at Chargers	S	W	24-17
<b>2019 TOTALS</b>	<b>11-11</b>	<b>7-4</b>	



## #64

6TH SEASON IN THE NFL | 1ST SEASON WITH THE CHIEFS

# MIKE PENNEL

COLORADO STATE-PUEBLO

DEFENSIVE TACKLE

HEIGHT  
**6'4"**

WEIGHT  
**330**

BIRTHDAY  
**05/09/91**

ACQUIRED  
**FA-19**

## MIKE PENNEL'S NFL REGULAR SEASON DEFENSIVE STATISTICS



DATE	TEAM	GP	GS	TACKLES							INTERCEPTIONS						O. FUMB			ST					MISC	
				TK	S	A	TFL	YDS	SK	YDS	QBH	NO	YDS	LG	TD	PD	FF	FR	YDS	TK	S	A	FF	FR	S	A
2014	Packers	13	0	8	7	1	1	0	0.0	0.0	1	0	0	0	0	0	0	0	0	0	0	0	0	0	0	
2015	Packers	16	5	25	16	9	2	2	1.0	0.0	4	0	0	0	0	0	1	0	0	0	0	0	0	0	0	
2016	Packers	8	0	7	5	2	3	17	0.0	0.0	1	0	0	0	0	1	0	0	0	0	0	0	0	0	0	
2017	Jets	16	3	35	20	15	0	0	0.0	0.0	1	0	0	0	0	0	0	0	0	0	0	0	0	0	0	
2018	Jets	16	7	27	16	11	0	0	0.0	0.0	2	0	0	0	0	1	0	0	0	0	0	0	0	0	0	
2019	Chiefs	3	0	8	5	3	2	11	1.0	8.0	2	0	0	0	0	0	0	0	0	0	0	0	0	0	0	
NFL TOTALS		72	15	110	69	41	8	30	2.0	8.0	11	0	0	0	0	2	1	0	0	0	0	0	0	0	0	

## 2019 GAME-BY-GAME REGULAR SEASON STATISTICS (CHIEFS)

		TACKLES							INTERCEPTIONS					O. FUMB			ST				MISC					
DATE	OPPONENT	TK	S	A	SK	YDS	TFL	YDS	QBH	NO	YDS	LG	TD	PD	FF	FR	YDS	TK	S	A	FF	FR	S	A	W/L	SCORE
09/08	at Jaguars								NOT ON ROSTER														W	40-26		
09/15	at Raiders								NOT ON ROSTER														W	28-10		
09/22	Ravens								NOT ON ROSTER														W	33-28		
09/29	at Lions								NOT ON ROSTER														W	34-30		
10/06	Colts								NOT ON ROSTER														L	13-19		
10/13	Texans								NOT ON ROSTER														L	24-31		
10/17	at Broncos								NOT ON ROSTER														W	30-6		
10/27	Packers	P	2	2	0	0.0	0.0	0	0	0	0	0	0	0	0	0	0	0	0	0	0	0	0	0	L	24-31
11/03	Vikings	P	3	1	2	0.0	0.0	0	0	0	0	0	0	0	0	0	0	0	0	0	0	0	0	0	W	26-23
11/10	at Titans								INACTIVE														L	32-35		
11/18	at Chargers	P	3	2	1	1.0	8.0	2	11	2	0	0	0	0	0	0	0	0	0	0	0	0	0	0	W	24-17
2019 TOTALS		3-0	8	5	3	1.0	8.0	2	11	2	0	0	0	0	0	0	0	0	0	0	0	0	0	0	7-4	



## #68



# JACKSON BARTON

ROOKIE

UTAH



TACKLE

HEIGHT  
**6'7"**

WEIGHT  
**302**

BIRTHDAY  
**08/08/95**

ACQUIRED  
**FA-19**

## JACKSON BARTON'S NFL REGULAR SEASON STATISTICS



### DATE TEAM GPGS

2019 Colts 0 0

Went from **Colts** to **Chiefs**.

2019 Chiefs 0 0

2019 TOTAL 0 0

NFL 0 0

TOTALS

## 2019 GAME-BY-GAME REGULAR SEASON STATISTICS (COLTS/CHIEFS)

DATE OPPONENT P/S		W/L SCORE
09/08 at Chargers	PRACTICE SQUAD	L 24-30+
09/15 at Titans	PRACTICE SQUAD	W 19-17
09/22 Falcons	PRACTICE SQUAD	W 27-24
09/29 Raiders	PRACTICE SQUAD	L 24-31
10/06 at Chiefs	PRACTICE SQUAD	W 19-13
10/20 Texans	PRACTICE SQUAD	W 30-23
10/27 Broncos	PRACTICE SQUAD	W 15-13
11/03 at Steelers	PRACTICE SQUAD	L 24-26
11/10 Dolphins	PRACTICE SQUAD	L 12-16
11/18 at Chargers	Went from <b>Colts</b> to <b>Chiefs</b> . INACTIVE	W 24-17
<b>2019 TOTALS</b>	<b>0-0</b>	<b>6-4</b>

+ - Overtime

## #71



# MITCHELL SCHWARTZ

8TH SEASON IN THE NFL | 4TH SEASON WITH THE CHIEFS

CALIFORNIA



TACKLE

HEIGHT  
**6'5"**

WEIGHT  
**320**

BIRTHDAY  
**06/08/89**

ACQUIRED  
**UFA-16**





## MITCHELL SCHWARTZ'S NFL REGULAR SEASON STATISTICS



DATE	TEAM	GP	GS
2012	Browns	16	16
2013	Browns	16	16
2014	Browns	16	16
2015	Browns	16	16
2016	Chiefs	16	16
2017	Chiefs	16	16
2018	Chiefs	16	16
2019	Chiefs	11	11

**NFL TOTALS 123 123**

## 2019 GAME-BY-GAME REGULAR SEASON STATISTICS (CHIEFS)

DATE	OPPONENT	P/S	W/L	SCORE
09/08	at Jaguars	S	W	40-26
09/15	at Raiders	S	W	28-10
09/22	Ravens	S	W	33-28
09/29	at Lions	S	W	34-30
10/06	Colts	S	L	13-19
10/13	Texans	S	L	24-31
10/17	at Broncos	S	W	30-6
10/27	Packers	S	L	24-31
11/03	Vikings	S	W	26-23
11/10	at Titans	S	L	32-35
11/18	at Chargers	S	W	24-17
<b>2019 TOTALS</b>		<b>11-11</b>	<b>7-4</b>	

# #72

## ERIC FISHER

7TH SEASON IN THE NFL | 7TH SEASON WITH THE CHIEFS

HEIGHT  
**6'7"**

WEIGHT  
**315**

BIRTHDAY  
**01/05/91**

ACQUIRED  
**D1-13**

CENTRAL MICHIGAN

TACKLE

## ERIC FISHER'S NFL REGULAR SEASON STATISTICS



DATE	TEAM	GP	GS
2013	Chiefs	14	13
2014	Chiefs	16	16
2015	Chiefs	16	14
2016	Chiefs	16	16
2017	Chiefs	16	15
2018	Chiefs	16	16
2019	Chiefs	3	3
<b>NFL TOTALS</b>		<b>97</b>	<b>93</b>





## 2019 GAME-BY-GAME REGULAR SEASON STATISTICS (CHIEFS)

DATE OPPONENT	P/S		W/L	SCORE
09/08 at Jaguars	S		W	40-26
09/15 at Raiders	S		W	28-10
09/22 Ravens		INACTIVE	W	33-28
09/29 at Lions		INACTIVE	W	34-30
10/06 Colts		INACTIVE	L	13-19
10/13 Texans		INACTIVE	L	24-31
10/17 at Broncos		INACTIVE	W	30-6
10/27 Packers		INACTIVE	L	24-31
11/03 Vikings		INACTIVE	W	26-23
11/10 at Titans		INACTIVE	L	32-35
11/18 at Chargers	S		W	24-17
<b>2019 TOTALS</b>	<b>3-3</b>		<b>7-4</b>	

#73

NICK ALLEGRETTI

ILLINOIS

HEIGHT

6'4"

WEIGHT

320

BIRTHDAY

04/21/96

ACQUIRED

07-19

ROOKIE

GUARD

## NICK ALLEGRETTI'S NFL REGULAR SEASON STATISTICS



DATE TEAM	GP	GS
2019 Chiefs	5	0
<b>NFL TOTALS</b>	<b>5</b>	<b>0</b>

## 2019 GAME-BY-GAME REGULAR SEASON STATISTICS (CHIEFS)

DATE OPPONENT	P/S		W/L	SCORE
09/08 at Jaguars		INACTIVE	W	40-26
09/15 at Raiders		INACTIVE	W	28-10
09/22 Ravens		INACTIVE	W	33-28
09/29 at Lions		INACTIVE	W	34-30
10/06 Colts		INACTIVE	L	13-19
10/13 Texans	P		L	24-31
10/17 at Broncos	P		W	30-6
10/27 Packers	P		L	24-31
11/03 Vikings	P		W	26-23
11/10 at Titans	P		L	32-35
11/18 at Chargers		INACTIVE	W	24-17
<b>2019 TOTALS</b>	<b>5-0</b>		<b>7-4</b>	





## #75



5TH SEASON IN THE NFL | 3RD SEASON WITH THE CHIEFS

# CAM ERVING

FLORIDA STATE



TACKLE

HEIGHT  
**6'5"**

WEIGHT  
**313**

BIRTHDAY  
**08/23/92**

ACQUIRED  
**T (CLE)-17**

## CAM ERVING'S NFL REGULAR SEASON STATISTICS



### DATE TEAM G P GS

2015	Browns	16	4
2016	Browns	13	13
2017	Chiefs	13	4
2018	Chiefs	14	13
2019	Chiefs	10	8

**NFL TOTALS 66 42**

## 2019 GAME-BY-GAME REGULAR SEASON STATISTICS (CHIEFS)

DATE OPPONENT P/S		W/L SCORE
09/08 at Jaguars		W 40-26
09/15 at Raiders	P	W 28-10
09/22 Ravens	S	W 33-28
09/29 at Lions	S	W 34-30
10/06 Colts	S	L 13-19
10/13 Texans	S	L 24-31
10/17 at Broncos	S	W 30-6
10/27 Packers	S	L 24-31
11/03 Vikings	S	W 26-23
11/10 at Titans	S	L 32-35
11/18 at Chargers	P	W 24-17
<b>2019 TOTALS</b>	<b>10-8</b>	<b>7-4</b>

## #76



6TH SEASON IN THE NFL | 6TH SEASON WITH THE CHIEFS

# LAURENT DUVERNAY-TARDIF

MCGILL



GUARD

HEIGHT  
**6'5"**

WEIGHT  
**321**

BIRTHDAY  
**02/11/91**

ACQUIRED  
**D6b-14**





## LAURENT DUVERNAY-TARDIF'S NFL REGULAR SEASON STATISTICS



### DATE TEAM GP GS

2014	Chiefs	0	0
2015	Chiefs	16	13
2016	Chiefs	14	14
2017	Chiefs	11	11
2018	Chiefs	5	5
2019	Chiefs	9	9

**NFL TOTALS** 55 52

## 2019 GAME-BY-GAME REGULAR SEASON STATISTICS (CHIEFS)

### DATE OPPONENT P/S

09/08	at Jaguars	S
09/15	at Raiders	S
09/22	Ravens	S
09/29	at Lions	S
10/06	Colts	S
10/13	Texans	S
10/17	at Broncos	S
10/27	Packers	S
11/03	Vikings	
11/10	at Titans	
11/18	at Chargers	S

**2019 TOTALS** 9-9

### W/L SCORE

W	40-26
W	28-10
W	33-28
W	34-30
L	13-19
L	24-31
W	30-6
L	24-31
W	26-23
L	32-35
W	24-17

**7-4**

# #77

## ANDREW WYLIE

2ND SEASON IN THE NFL | 3RD SEASON WITH THE CHIEFS

HEIGHT: 6'6"

WEIGHT: 309

BIRTHDAY: 08/19/94

ACQUIRED: FA-17

EASTERN MICHIGAN

GUARD

## ANDREW WYLIE'S NFL REGULAR SEASON STATISTICS



### DATE TEAM GP GS

2017	Colts	0	0
2017	Browns	0	0
2017	Chargers	0	0
2017	Chiefs	0	0
2017	TOTAL	0	0
2018	Chiefs	16	10
2019	Chiefs	8	8

**NFL TOTALS** 24 18

Went from **Colts** to **Browns**.

Went from **Browns** to **Chargers**.

Went from **Chargers** to **Chiefs**.





## 2019 GAME-BY-GAME REGULAR SEASON STATISTICS (CHIEFS)

DATE	OPPONENT	P/S	W/L	SCORE
09/08	at Jaguars	S	W	40-26
09/15	at Raiders	S	W	28-10
09/22	Ravens	S	W	33-28
09/29	at Lions	S	W	34-30
10/06	Colts	S	L	13-19
10/13	Texans	INACTIVE	L	24-31
10/17	at Broncos		W	30-6
10/27	Packers		L	24-31
11/03	Vikings	S	W	26-23
11/10	at Titans	S	L	32-35
11/18	at Chargers	S	W	24-17
<b>2019 TOTALS</b>		<b>8-8</b>	<b>7-4</b>	

**BLAKE BELL**

5TH SEASON IN THE NFL | 1ST SEASON WITH THE CHIEFS

HEIGHT: **6'6"**

WEIGHT: **252**

BIRTHDAY: **08/07/91**

ACQUIRED: **FA-19**

OKLAHOMA  
TIGHT END

## BLAKE BELL'S NFL REGULAR SEASON RUSHING/RECEIVING STATISTICS



RECEIVING														RUSHING				
DATE	TEAM	GP	GS	NO.	YDS	AVG	LG	TD	NO.	YDS.	AVG.	LG	TD					
2015	49ers	14	5	15	186	12.4	48	0	0	0	0.0	0	0					
2016	49ers	13	0	4	85	21.3	45	0	0	0	0.0	0	0					
2017	Vikings	13	3	3	19	6.3	12	0	0	0	0.0	0	0					
2018	Vikings	0	0	0	0	0.0	0	0	0	0	0.0	0	0					
Went from Vikings to Jaguars.																		
2018	Jaguars	10	4	8	67	8.4	16	0	0	0	0.0	0	0					
2018	TOTAL	10	4	8	67	8.4	16	0	0	0	0.0	0	0					
2019	Chiefs	10	6	3	10	3.3	7	0	0	0	0.0	0	0					
NFL TOTALS		60	18	33	367	11.1	48	0	0	0	0.0	0	0					

## BLAKE BELL'S NFL REGULAR SEASON RETURN STATISTICS



KICKOFF RETURNS							PUNT RETURNS					
DATE	TEAM	RET.	YDS.	AVG.	LG	TD	NO.	FC	YDS	AVG	LG	TD
2015	49ers	0	0	0.0	0	0	0	0	0	0.0	0	0
2016	49ers	0	0	0.0	0	0	0	0	0	0.0	0	0
2017	Vikings	0	0	0.0	0	0	0	0	0	0.0	0	0
2018	Vikings	0	0	0.0	0	0	0	0	0	0.0	0	0
Went from <b>Vikings</b> to <b>Jaguars</b> .												
2018	Jaguars	1	9	9.0	9	0	0	0	0	0.0	0	0
2018	TOTAL	1	9	9.0	9	0	0	0	0	0.0	0	0
2019	Chiefs	0	0	0.0	0	0	0	0	0	0.0	0	0
NFL TOTALS		1	9	9.0	9	0	0	0	0	0.0	0	0





## 2019 GAME-BY-GAME REGULAR SEASON STATISTICS (CHIEFS)

DATE	OPPONENT	P/S	RECEIVING					RUSHING					W/L	SCORE
			NO	YDS	AVG	LG	TD	NO	YDS	AVG	LG	TD		
09/08	at Jaguars	P	1	7	7.0	7	0	0	0	0.0	0	0	W	40-26
09/15	at Raiders	S	0	0	0.0	0	0	0	0	0.0	0	0	W	28-10
09/22	Ravens	S	1	1	1.0	1	0	0	0	0.0	0	0	W	33-28
09/29	at Lions	P	0	0	0.0	0	0	0	0	0.0	0	0	W	34-30
10/06	Colts	S	0	0	0.0	0	0	0	0	0.0	0	0	L	13-19
10/13	Texans	S	0	0	0.0	0	0	0	0	0.0	0	0	L	24-31
10/17	at Broncos	S	0	0	0.0	0	0	0	0	0.0	0	0	W	30-6
10/27	Packers	P	0	0	0.0	0	0	0	0	0.0	0	0	L	24-31
11/03	Vikings	S	1	2	2.0	2	0	0	0	0.0	0	0	W	26-23
11/10	at Titans	P	0	0	0.0	0	0	0	0	0.0	0	0	L	32-35
11/18	at Chargers												W	24-17
INACTIVE														
<b>2019 TOTALS</b>	<b>10-6</b>		<b>3</b>	<b>10</b>	<b>3.3</b>	<b>7</b>	<b>0</b>	<b>0</b>	<b>0</b>	<b>0.0</b>	<b>0</b>	<b>0</b>	<b>7-4</b>	

#82

DEON YELDER

2ND SEASON IN THE NFL | 2ND SEASON WITH THE CHIEFS

HEIGHT: 6'4"

WEIGHT: 255

BIRTHDAY: 03/06/95

ACQUIRED: FA-18

WESTERN KENTUCKY

TIGHT END

## DEON YELDER'S NFL REGULAR SEASON RUSHING/RECEIVING STATISTICS



DATE	TEAM	GP	GS	RECEIVING					RUSHING				
				NO.	YDS	AVG	LG	TD	NO.	YDS.	AVG.	LG	TD
2018	Saints	0	0	0	0	0.0	0	0	0	0	0.0	0	0
Went from Saints to Chiefs.													
2018	Chiefs	3	0	0	0	0.0	0	0	0	0	0.0	0	0
<b>2018 TOTAL</b>	<b>3</b>	<b>0</b>		<b>0</b>	<b>0</b>	<b>0.0</b>	<b>0</b>	<b>0</b>	<b>0</b>	<b>0</b>	<b>0.0</b>	<b>0</b>	<b>0</b>
2019	Chiefs	9	1	3	50	16.7	24	0	0	0	0.0	0	0
<b>NFL TOTALS</b>	<b>12</b>	<b>1</b>		<b>3</b>	<b>50</b>	<b>16.7</b>	<b>24</b>	<b>0</b>	<b>0</b>	<b>0</b>	<b>0.0</b>	<b>0</b>	<b>0</b>

## DEON YELDER'S NFL REGULAR SEASON RETURN STATISTICS



KICKOFF RETURNS							PUNT RETURNS					
DATE	TEAM	RET.	YDS.	AVG.	LG	TD	NO.	FC	YDS	AVG	LG	TD
2018	Saints	0	0	0.0	0	0	0	0	0	0.0	0	0
Went from Saints to Chiefs.												
2018	Chiefs	0	0	0.0	0	0	0	0	0	0.0	0	0
2018	TOTAL	0	0	0.0	0	0	0	0	0	0.0	0	0
2019	Chiefs	0	0	0.0	0	0	0	0	0	0.0	0	0
NFL	TOTALS	0	0	0.0	0	0	0	0	0	0.0	0	0





## 2019 GAME-BY-GAME REGULAR SEASON STATISTICS (CHIEFS)

DATE	OPPONENT	P/S	RECEIVING					RUSHING					W/L	SCORE
			NO	YDS	AVG	LG	TD	NO	YDS	AVG	LG	TD		
09/08	at Jaguars												W	40-26
09/15	at Raiders												W	28-10
09/22	Ravens	P	0	0	0.0	0	0	0	0	0.0	0	0	W	33-28
09/29	at Lions	P	2	43	21.5	24	0	0	0	0.0	0	0	W	34-30
10/06	Colts	P	0	0	0.0	0	0	0	0	0.0	0	0	L	13-19
10/13	Texans	P	0	0	0.0	0	0	0	0	0.0	0	0	L	24-31
10/17	at Broncos	P	0	0	0.0	0	0	0	0	0.0	0	0	W	30-6
10/27	Packers	P	0	0	0.0	0	0	0	0	0.0	0	0	L	24-31
11/03	Vikings	P	0	0	0.0	0	0	0	0	0.0	0	0	W	26-23
11/10	at Titans	P	1	7	7.0	7	0	0	0	0.0	0	0	L	32-35
11/18	at Chargers	S	0	0	0.0	0	0	0	0	0.0	0	0	W	24-17
<b>2019 TOTALS</b>	<b>9-1</b>		<b>3</b>	<b>50</b>	<b>16.7</b>	<b>24</b>	<b>0</b>	<b>0</b>	<b>0</b>	<b>0.0</b>	<b>0</b>	<b>0</b>	<b>7-4</b>	

#87

TRAVIS KELCE

7TH SEASON IN THE NFL | 7TH SEASON WITH THE CHIEFS

HEIGHT: 6'5"

WEIGHT: 260

BIRTHDAY: 10/05/89

ACQUIRED: D3a-13

CINCINNATI

TIGHT END

## TRAVIS KELCE'S NFL REGULAR SEASON RUSHING/RECEIVING STATISTICS



DATE	TEAM	GP	GS	RECEIVING					RUSHING				
				NO.	YDS	AVG	LG	TD	NO.	YDS.	AVG.	LG	TD
2013	Chiefs	1	0	0	0	0.0	0	0	0	0	0.0	0	0
2014	Chiefs	16	11	67	862	12.9	34	5	0	0	0.0	0	0
2015	Chiefs	16	16	72	875	12.2	42t	5	0	0	0.0	0	0
2016	Chiefs	16	15	85	1,125	13.2	80t	4	1	-5	-5.0	-5	0
2017	Chiefs	15	15	83	1,038	12.5	44	8	2	7	3.5	4	0
2018	Chiefs	16	16	103	1,336	13.0	43	10	0	0	0.0	0	0
2019	Chiefs	11	11	63	833	13.2	42	4	0	0	0.0	0	0
<b>NFL TOTALS</b>	<b>91</b>	<b>84</b>		<b>473</b>	<b>6,069</b>	<b>12.8</b>	<b>80t</b>	<b>36</b>	<b>3</b>	<b>2</b>	<b>0.7</b>	<b>4</b>	<b>0</b>

## 2019 GAME-BY-GAME REGULAR SEASON STATISTICS (CHIEFS)

DATE	OPPONENT	P/S	RECEIVING					RUSHING					W/L	SCORE
			NO	YDS	AVG	LG	TD	NO	YDS	AVG	LG	TD		
09/08	at Jaguars	S	3	88	29.3	42	0	0	0	0.0	0	0	W	40-26
09/15	at Raiders	S	7	107	15.3	34	1	0	0	0.0	0	0	W	28-10
09/22	Ravens	S	7	89	12.7	21	0	0	0	0.0	0	0	W	33-28
09/29	at Lions	S	7	85	12.1	18	0	0	0	0.0	0	0	W	34-30
10/06	Colts	S	4	70	17.5	24	0	0	0	0.0	0	0	L	13-19
10/13	Texans	S	4	58	14.5	18	0	0	0	0.0	0	0	L	24-31
10/17	at Broncos	S	6	44	7.3	13	0	0	0	0.0	0	0	W	30-6
10/27	Packers	S	4	63	15.8	29t	1	0	0	0.0	0	0	L	24-31
11/03	Vikings	S	7	62	8.9	17	0	0	0	0.0	0	0	W	26-23
11/10	at Titans	S	7	75	10.7	17	1	0	0	0.0	0	0	L	32-35
11/18	at Chargers	S	7	92	13.1	31	1	0	0	0.0	0	0	W	24-17
<b>2019 TOTALS</b>	<b>11-11</b>		<b>63</b>	<b>833</b>	<b>13.2</b>	<b>42</b>	<b>4</b>	<b>0</b>	<b>0</b>	<b>0.0</b>	<b>0</b>	<b>0</b>	<b>7-4</b>	



## #91

# DERRICK NNADI

2ND SEASON IN THE NFL | 2ND SEASON WITH THE CHIEFS

FLORIDA STATE

DEFENSIVE TACKLE

HEIGHT  
**6'1"**

WEIGHT  
**312**

BIRTHDAY  
**05/09/96**

ACQUIRED  
**D3a-18**

### DERRICK NNADI'S NFL REGULAR SEASON DEFENSIVE STATISTICS



DATE	TEAM	GP	GS	TK	TACKLES					QBH	INTERCEPTIONS					O. FUMB			ST					MISC	
					S	A	TFL	YDS	SK	YDS	NO	YDS	LG	TD	PD	FF	FR	YDS	TK	S	A	FF	FR	S	A
2018	Chiefs	16	11	35	17	18	0	0	0.0	0.0	0	0	0	0	0	0	0	0	0	0	0	0	0	0	0
2019	Chiefs	11	11	38	15	23	1	1	1.0	1.0	1	1	0	0	0	1	1	0	0	0	0	0	0	0	0
<b>NFL</b>		<b>27</b>	<b>22</b>	<b>73</b>	<b>32</b>	<b>41</b>	<b>1</b>	<b>1</b>	<b>1.0</b>	<b>1.0</b>	<b>1</b>	<b>1</b>	<b>0</b>	<b>0</b>	<b>0</b>	<b>1</b>	<b>1</b>	<b>0</b>	<b>0</b>	<b>0</b>	<b>0</b>	<b>0</b>	<b>0</b>	<b>0</b>	<b>0</b>
<b>TOTALS</b>																									

### 2019 GAME-BY-GAME REGULAR SEASON STATISTICS (CHIEFS)

		TACKLES								INTERCEPTIONS					O. FUMB			ST					MISC			
DATE	OPPONENT	TK	S	A	SK	YDS	TFL	YDS	QBH	NO	YDS	LG	TD	PD	FF	FR	YDS	TK	S	A	FF	FR	S	A	W/L	SCORE
09/08	at Jaguars	S	3	0	3	0.0	0.0	0	0	0	0	0	0	0	0	0	0	0	0	0	0	0	0	0	W	40-26
09/15	at Raiders	S	1	1	0	0.0	0.0	0	0	0	0	0	0	0	0	0	0	0	0	0	0	0	0	0	W	28-10
09/22	Ravens	S	4	2	2	0.0	0.0	0	0	0	0	0	0	0	0	0	0	0	0	0	0	0	0	0	W	33-28
09/29	at Lions	S	9	5	4	1.0	1.0	0	0	0	0	0	0	0	0	1	0	0	0	0	0	0	0	0	W	34-30
10/06	Colts	S	6	2	4	0.0	0.0	0	0	0	0	0	0	0	0	0	0	0	0	0	0	0	0	0	L	13-19
10/13	Texans	S	3	1	2	0.0	0.0	0	0	0	0	0	0	0	0	0	0	0	0	0	0	0	0	0	L	24-31
10/17	at Broncos	S	2	1	1	0.0	0.0	1	1	0	0	0	0	0	0	0	0	0	0	0	0	0	0	0	W	30-6
10/27	Packers	S	2	0	2	0.0	0.0	0	0	1	0	0	0	0	0	0	0	0	0	0	0	0	0	0	L	24-31
11/03	Vikings	S	6	2	4	0.0	0.0	0	0	0	0	0	0	0	0	0	0	0	0	0	0	0	0	0	W	26-23
11/10	at Titans	S	1	1	0	0.0	0.0	0	0	0	0	0	0	0	0	0	0	0	0	0	0	0	0	0	L	32-35
11/18	at Chargers	S	1	0	1	0.0	0.0	0	0	0	1	0	0	0	1	0	0	0	0	0	0	0	0	0	W	24-17
2019 TOTALS		11-11	38	15	23	1.0	1.0	1	1	1	1	0	0	0	1	1	0	0	0	0	0	0	0	0	7-4	

## #92

# TANO KPASSAGNON

3RD SEASON IN THE NFL | 3RD SEASON WITH THE CHIEFS

VILLANOVA

DEFENSIVE END

HEIGHT  
**6'7"**

WEIGHT  
**289**

BIRTHDAY  
**06/14/94**

ACQUIRED  
**D2-17**



## TANO KPASSAGNON'S NFL REGULAR SEASON DEFENSIVE STATISTICS



DATE	TEAM	GP	GS	TACKLES								QBH	INTERCEPTIONS					O. FUMB			ST					MISC	
				TK	S	A	TFL	YDS	SK	YDS	NO		YDS	LG	TD	PD	FF	FR	YDS	TK	S	A	FF	FR	S	A	
2017	Chiefs	16	1	13	7	6	3	20	2.0	17.0	2	0	0	0	0	0	0	0	0	1	1	0	0	0	0	0	
2018	Chiefs	13	0	4	3	1	1	6	0.0	0.0	1	0	0	0	0	0	0	0	0	0	0	0	0	0	0		
2019	Chiefs	11	3	19	15	4	5	35	3.0	37.0	7	0	0	0	0	1	1	1	0	0	0	0	0	0	0		
NFL TOTALS		40	4	36	25	11	9	61	5.0	54.0	10	0	0	0	0	1	1	1	0	1	1	0	0	0	0	0	

## 2019 GAME-BY-GAME REGULAR SEASON STATISTICS (CHIEFS)

DATE	OPPONENT	P	TACKLES					QBH	INTERCEPTIONS					O. FUMB			ST					MISC		AW/L	SCORE
			TK	S	A	SK	YDS	TFL	YDS	NO	YDS	LG	TD	PD	FF	FR	YDS	TK	S	A	FF	FR	S	A	
09/08	at Jaguars	P	0	0	0	0.0	0.0	0	0	0	0	0	0	0	0	0	0	0	0	0	0	0	0	W	40-26
09/15	at Raiders	P	2	2	0	1.0	7.0	1	1	1	0	0	0	0	1	0	0	0	0	0	0	0	0	W	28-10
09/22	Ravens	P	0	0	0	0.0	0.0	0	0	0	0	0	0	0	0	0	0	0	0	0	0	0	0	W	33-28
09/29	at Lions	P	3	2	1	0.0	0.0	0	0	0	0	0	0	1	0	0	0	0	0	0	0	0	0	W	34-30
10/06	Colts	P	5	4	1	0.0	0.0	2	4	1	0	0	0	0	0	0	0	0	0	0	0	0	0	L	13-19
10/13	Texans	P	3	2	1	0.0	0.0	0	0	0	0	0	0	0	0	0	0	0	0	0	0	0	0	L	24-31
10/17	at Broncos	P	1	1	0	0.0	0.0	0	0	0	0	0	0	0	0	0	0	0	0	0	0	0	0	W	30-6
10/27	Packers	P	2	2	0	2.0	30.0	2	30	3	0	0	0	0	0	0	0	0	0	0	0	0	0	L	24-31
11/03	Vikings	S	0	0	0	0.0	0.0	0	0	1	0	0	0	0	0	0	0	0	0	0	0	0	0	W	26-23
11/10	at Titans	S	1	1	0	0.0	0.0	0	0	1	0	0	0	0	0	1	0	0	0	0	0	0	0	L	32-35
11/18	at Chargers	S	2	1	1	0.0	0.0	0	0	0	0	0	0	0	0	0	0	0	0	0	0	0	0	W	24-17
<b>2019 TOTALS</b>		<b>11-3</b>	<b>19</b>	<b>15</b>	<b>4</b>	<b>3.0</b>	<b>37.0</b>	<b>5</b>	<b>35</b>	<b>7</b>	<b>0</b>	<b>0</b>	<b>0</b>	<b>0</b>	<b>1</b>	<b>1</b>	<b>1</b>	<b>0</b>	<b>0</b>	<b>0</b>	<b>0</b>	<b>0</b>	<b>0</b>	<b>0</b>	<b>7-4</b>

# CHRIS JONES

4TH SEASON IN THE NFL | 4TH SEASON WITH THE CHIEFS

HEIGHT: 6'6" | WEIGHT: 310 | BIRTHDAY: 07/03/94 | ACQUIRED: 02-16

MISSISSIPPI STATE

DEFENSIVE TACKLE

## CHRIS JONES' NFL REGULAR SEASON DEFENSIVE STATISTICS



		TACKLES									INTERCEPTIONS					O. FUMB			ST					MISC		
DATE	TEAM	GP	GS	TK	S	A	TFL	YDS	SK	YDS	QBH	NO	YDS	LG	TD	PD	FF	FR	YDS	TK	S	A	FF	FR	S	A
2016	Chiefs	16	11	28	17	11	5	26	2.0	19.0	10	0	0	0	0	4	0	0	0	0	0	0	0	0	0	0
2017	Chiefs	16	7	32	22	10	5	24	6.5	42.0	13	1	-3	0	0	7	4	0	0	0	0	0	0	0	0	0
2018	Chiefs	16	11	40	35	5	19	112	15.5	122.0	29	1	20	20t	1	5	2	0	0	0	0	0	0	0	0	0
2019	Chiefs	8	7	22	14	8	4	31	5.0	43.0	12	0	0	0	0	3	1	1	12	0	0	0	0	0	0	0
NFL TOTALS		56	36	122	88	34	33	193	29.0	226.0	64	2	17	20t	1	19	7	1	12	0	0	0	0	0	0	0





## 2019 GAME-BY-GAME REGULAR SEASON STATISTICS (CHIEFS)

		TACKLES							INTERCEPTIONS					O. FUMB			ST				MISC						
DATE	OPPONENT	TK	S	A	SK	YDS	TFL	YDS	QBH	NO	YDS	LG	TD	PD	FF	FR	YDS	TK	S	A	FF	FR	S	A	W/L	SCORE	
09/08	at Jaguars	S	1	1	0	0.0	0.0	0	0	1	0	0	0	0	0	0	0	0	0	0	0	0	0	0	W	40-26	
09/15	at Raiders	S	5	3	2	1.0	6.0	1	6	3	0	0	0	0	1	0	0	0	0	0	0	0	0	0	W	28-10	
09/22	Ravens	S	2	1	1	0.0	0.0	0	0	0	0	0	0	0	0	0	0	0	0	0	0	0	0	0	W	33-28	
09/29	at Lions	S	2	2	0	1.0	10.0	1	10	1	0	0	0	0	0	0	1	12	0	0	0	0	0	0	W	34-30	
10/06	Colts	S	1	1	0	0.0	0.0	0	0	2	0	0	0	0	0	0	0	0	0	0	0	0	0	0	L	13-19	
10/13	Texans									INACTIVE																L	24-31
10/17	at Broncos									INACTIVE																W	30-6
10/27	Packers									INACTIVE																L	24-31
11/03	Vikings	P	3	2	1	1.0	8.0	1	8	2	0	0	0	0	0	0	0	0	0	0	0	0	0	0	W	26-23	
11/10	at Titans	S	8	4	4	2.0	19.0	1	7	2	0	0	0	0	0	1	0	0	0	0	0	0	0	0	L	32-35	
11/18	at Chargers	S	0	0	0	0.0	0.0	0	0	1	0	0	0	0	2	0	0	0	0	0	0	0	0	0	W	24-17	
2019 TOTALS		8-7	22	14	8	5.0	43.0	4	31	12	0	0	0	0	3	1	1	12	0	0	0	0	0	0	7-4		

**ALEX OKAFOR**

7TH SEASON IN THE NFL | 1ST SEASON WITH THE CHIEFS

TEXAS

DEFENSIVE END

HEIGHT: **6'4"**

WEIGHT: **261**

BIRTHDAY: **02/08/91**

ACQUIRED: **UFA-19**

## ALEX OKAFOR'S NFL REGULAR SEASON DEFENSIVE STATISTICS



		TACKLES										INTERCEPTIONS					O. FUMB			ST					MISC		
DATE	TEAM	GP	GS	TK	S	A	TFL	YDS	SK	YDS	QBH	NO	YDS	LG	TD	PD	FF	FR	YDS	TK	S	A	FF	FR	S	A	
2013	Cardinals	1	0	0	0	0	0	0	0.0	0.0	0	0	0	0	0	0	0	0	0	0	1	1	0	0	0	0	0
2014	Cardinals	13	12	30	28	2	11	72	8.0	65.0	13	1	26	26	0	3	0	0	0	0	0	0	0	0	0	0	0
2015	Cardinals	13	13	31	25	6	4	9	2.0	1.0	11	0	0	0	0	1	0	1	0	0	0	0	0	0	0	0	0
2016	Cardinals	15	0	11	8	3	3	36	3.5	28.5	6	0	0	0	0	0	1	0	0	2	2	0	0	1	0	0	0
2017	Saints	10	10	43	27	16	5	17	4.5	26.0	9	0	0	0	0	4	2	0	0	0	0	0	0	0	0	0	0
2018	Saints	16	16	36	25	11	5	27	4.0	20.0	9	0	0	0	0	1	0	1	0	0	0	0	0	0	0	0	0
2019	Chiefs	7	7	18	12	6	3	19	3.0	18.0	7	0	0	0	0	1	1	0	0	0	0	0	0	0	0	0	0
NFL TOTALS		75	58	169	125	44	31	180	25.0	158.5	55	1	26	26	0	10	4	2	0	3	3	0	0	0	1	0	0

## 2019 GAME-BY-GAME REGULAR SEASON STATISTICS (CHIEFS)

		TACKLES							INTERCEPTIONS					O. FUMB			ST					MISC					
DATE	OPPONENT	TK	S	A	SK	YDS	TFL	YDS	QBH	NO	YDS	LG	TD	PD	FF	FR	YDS	TK	S	A	FF	FR	S	A	W/L	SCORE	
09/08	at Jaguars	S	3	2	1	0.0	0.0	0	0	0	0	0	0	0	1	0	0	0	0	0	0	0	0	0	W	40-26	
09/15	at Raiders	S	0	0	0	0.0	0.0	0	0	0	0	0	0	0	0	0	0	0	0	0	0	0	0	0	W	28-10	
09/22	Ravens	S	4	2	2	0.0	0.0	0	0	0	0	0	0	0	0	0	0	0	0	0	0	0	0	0	W	33-28	
09/29	at Lions	S	2	1	1	1.0	5.0	1	5	2	0	0	0	0	0	0	0	0	0	0	0	0	0	0	W	34-30	
10/06 Colts		INACTIVE																								L	13-19
10/13	Texans	S	4	3	1	0.0	0.0	0	0	1	0	0	0	0	0	0	0	0	0	0	0	0	0	0	L	24-31	
10/17	at Broncos	S	4	4	0	2.0	13.0	2	14	3	0	0	0	0	0	1	0	0	0	0	0	0	0	0	W	30-6	
10/27	Packers	S	1	0	1	0.0	0.0	0	0	1	0	0	0	0	0	0	0	0	0	0	0	0	0	0	L	24-31	
11/03 Vikings		INACTIVE																								W	26-23
11/10 at Titans		INACTIVE																								L	32-35
11/18 at Chargers		INACTIVE																								W	24-17
2019 TOTALS		7-7	18	12	6	3.0	18.0	3	19	7	0	0	0	0	1	1	0	0	0	0	0	0	0	0	7-4		





## #99



# KHALEN SAUNDERS

ROOKIE

HEIGHT

6'0"

WEIGHT

324

BIRTHDAY

08/09/96

ACQUIRED

03-19

WESTERN ILLINOIS



DEFENSIVE TACKLE

## KHALEN SAUNDERS' NFL REGULAR SEASON DEFENSIVE STATISTICS



		TACKLES										INTERCEPTIONS						O. FUMB			ST						MISC	
DATE	TEAM	GP	GS	TK	S	A	TFL	YDS	SK	YDS	QBH	NO	YDS	LG	TD	PD	FF	FR	YDS	TK	S	A	FF	FR	S	A		
2019	Chiefs	7	4	14	8	6	0	0	1.0	0.0	2	0	0	0	0	1	0	0	0	0	0	0	0	0	0	0		
NFL		7	4	14	8	6	0	0	1.0	0.0	2	0	0	0	0	1	0	0	0	0	0	0	0	0	0	0		
TOTALS																												

## 2019 GAME-BY-GAME REGULAR SEASON STATISTICS (CHIEFS)

		TACKLES							INTERCEPTIONS					O. FUMB			ST				MISC						
DATE	OPPONENT	TK	S	A	SK	YDS	TFL	YDS	QBH	NO	YDS	LG	TD	PD	FF	FR	YDS	TK	S	A	FF	FR	S	A	W/L	SCORE	
09/08	at Jaguars	INACTIVE																			W	40-26					
09/15	at Raiders	INACTIVE																			W	28-10					
09/22	Ravens	INACTIVE																			W	33-28					
09/29	at Lions	INACTIVE																			W	34-30					
10/06	Colts	P	1	1	0	0.0	0.0	0	0	0	0	0	0	0	0	0	0	0	0	0	0	0	0	L	13-19		
10/13	Texans	S	2	1	1	0.0	0.0	0	0	0	0	0	0	0	0	0	0	0	0	0	0	0	0	0	L	24-31	
10/17	at Broncos	S	2	1	1	0.0	0.0	0	0	0	0	0	0	0	0	0	0	0	0	0	0	0	0	0	W	30-6	
10/27	Packers	S	3	2	1	1.0	0.0	0	0	1	0	0	0	0	0	0	0	0	0	0	0	0	0	0	L	24-31	
11/03	Vikings	S	3	1	2	0.0	0.0	0	0	1	0	0	0	0	1	0	0	0	0	0	0	0	0	0	0	W	26-23
11/10	at Titans	P	1	1	0	0.0	0.0	0	0	0	0	0	0	0	0	0	0	0	0	0	0	0	0	0	L	32-35	
11/18	at Chargers	P	2	1	1	0.0	0.0	0	0	0	0	0	0	0	0	0	0	0	0	0	0	0	0	0	W	24-17	
2019 TOTALS		7-4	14	8	6	1.0	0.0	0	0	2	0	0	0	0	1	0	0	0	0	0	0	0	0	0	7-4		





# CHIEFS KINGDOM

ALL-TIME RECORDS



## Service

### Most Seasons, Active Players

15 Jerrel Wilson	1963-77
15 Dustin Colquitt	2005-19
14 Len Dawson	1962-75
14 Ed Budde	1963-76
14 Nick Lowery	1980-93
14 Will Shields	1993-06
13 Jim Tyrer	1961-73
13 Buck Buchanan	1963-75
13 Emmitt Thomas	1966-78
13 Jan Stenerud	1967-79
13 Jack Rudnay	1970-82
13 John Alt	1984-96
13 Derrick Johnson	2005-17
12 Johnny Robinson	1960-71
12 Dave Hill	1963-74
12 Bobby Bell	1963-74
12 Mike Livingston	1968-79
12 Henry Marshall	1976-87
12 Tony Gonzalez	1997-08
12 Tamba Hali	2006-17

### Most Games Played, Career (All 175+)

233 Dustin Colquitt	2005-19
224 Will Shields	1993-06
212 Nick Lowery	1980-93
203 Jerrel Wilson	1963-77
190 Tony Gonzalez	1997-08
186 Jan Stenerud	1967-79
183 Len Dawson	1962-75
183 Buck Buchanan	1963-75
182 Derrick Johnson	2005-17
181 Emmitt Thomas	1966-78
180 Jim Tyrer	1961-73
179 John Alt	1984-96
178 Jack Rudnay	1970-82
177 Ed Budde	1963-76
177 Tamba Hali	2006-17

### Most Games Started, Career (Since 1968)

223 Will Shields	1993-06
174 Tony Gonzalez	1997-08
171 Jack Rudnay	1970-82
169 Derrick Johnson	2005-17
164 Tim Grunhard	1990-00
*158 Len Dawson (*Since 1962)	1962-75
157 Derrick Thomas	1989-99
157 Tamba Hali	2006-17

### Most Starts, Rookie, Season

16 Sylvester Hicks	1978
16 Art Still	1978
16 Dave Lutz	1983
16 Kevin Ross	1984
16 Dino Hackett	1986
16 Derrick Thomas	1989
16 Greg Wesley	2000
16 Derrick Johnson	2005
16 Tamba Hali	2006
16 Brandon Carr	2008
16 Glenn Dorsey	2008
16 Eric Berry	2010
16 Dontari Poe	2012
16 Marcus Peters	2015
16 Kareem Hunt	2017

### Most Consecutive Games Played, Career

224 Will Shields	Sept. 5, 1993 - Dec. 31, 2006
186 Jan Stenerud	Sept. 9, 1967 - Dec. 16, 1979
180 Jim Tyrer	Sept. 10, 1961 - Dec. 2, 1973
179 Dustin Colquitt	Nov. 9, 2008 - Nov. 18, 2019
168 Bobby Bell	Sept. 7, 1963 - Dec. 14, 1974
166 Buck Buchanan	Sept. 7, 1963 - Dec. 1, 1974

### Most Consecutive Games Started (Since 1968)

223 Will Shields	Sept. 12, 1993 - Dec. 31, 2006
144 Emmitt Thomas	Sept. 28, 1968 - Oct. 15, 1978
134 Jim Lynch	Sept. 9, 1968 - Nov. 6, 1977
120 Tim Grunhard	Sept. 5, 1993 - Oct. 29, 2000
120 Tony Gonzalez	Sept. 19, 1999 - Nov. 12, 2006

### Most Consecutive Games Started To Begin Career

101 Gary Barbaro	1976-82
64 Brandon Carr	2008-11
51 Art Still	1978-81
41 Tamba Hali	2006-08
37 Greg Wesley	2000-02

### Most Games Started, Quarterback, Career

158 Len Dawson	1962-75
88 Trent Green	2001-06
77 Bill Kenney	1979-88
76 Alex Smith	2013-17
75 Mike Livingston	1968-79
52 Steve DeBerg	1988-91

### Most Consecutive Games Started, Quarterback

81 Trent Green	Sept. 9, 2001 - Sept. 10, 2006
44 Len Dawson	Oct. 31, 1965 - Nov. 3, 1968
35 Steve DeBerg	Nov. 26, 1989 - Dec. 8, 1991
28 Steve Bono	Sept. 3, 1995 - Nov. 24, 1996
28 Elvis Grbac	Dec. 26, 1998 - Nov. 19, 2000
28 Len Dawson	Sept. 8, 1962 - Nov. 8, 1963

### Most Consecutive Seasons Starting Every Game, QB

5 Trent Green	2001-05
2 Len Dawson	1966-67

## Scoring

### Most Points, Career (All 400+)

1,466 Nick Lowery	1980-93
1,231 Jan Stenerud	1967-79
517 Ryan Succop	2009-13
500 Priest Holmes	2001-07
462 Tony Gonzalez	1997-08
442 Pete Stoyanovich	1996-00

### Most Seasons, 100 or More Points

11 Nick Lowery	1981, '83-86, '88-93
5 Jan Stenerud	1967-71
4 Ryan Succop	2009-10, '12-13
3 Pete Stoyanovich	1997-99
3 Lawrence Tynes	2004-06
3 Cairo Santos	2014-16
3 Harrison Butker	2017-19
2 Lin Elliott	1994-95
2 Morten Andersen	2002-03
2 Priest Holmes	2002-03
2 Larry Johnson	2005-06
1 Jack Spikes	1960
1 Abner Haynes	1962
1 Todd Peterson	2001

### Most Points, Season (All 125+)

162 Priest Holmes	2003
144 Priest Holmes	2002
142 Harrison Butker	2017
139 Nick Lowery	1990

137 Harrison Butker	2018
129 Jan Stenerud	1968
129 Cairo Santos	2015
129 Cairo Santos	2016
126 Larry Johnson	2005
125 Lawrence Tynes	2005
<b>Most Points, Non-Kickers, Rookie, Season</b>	
72 Abner Haynes	1960
72 Tyreek Hill	2016
66 Billy Jackson	1981
66 Kareem Hunt	2017
48 Johnny Robinson	1960
48 Mike Garrett	1966
<b>Most Points, Kickers, Rookie, Season</b>	
142 Harrison Butker	2017
113 Cairo Santos	2014
108 Jan Stenerud	1967
104 Jack Spikes	1960
104 Ryan Succop	2009
<b>Most Points, Game</b>	
30 Abner Haynes vs. Oakland	Nov. 26, 1961
30 Jamaal Charles at Oakland	Dec. 15, 2013
24 Frank Jackson vs. Denver	Dec. 10, 1961
24 Abner Haynes vs. Boston	Sept. 8, 1962
24 Frank Jackson at San Diego	Dec. 13, 1964
24 Bert Coan at Denver	Oct. 23, 1966
24 Priest Holmes at Cleveland	Sept. 8, 2002
24 Priest Holmes vs. Atlanta	Oct. 24, 2004
24 Derrick Blaylock vs. Atlanta	Oct. 24, 2004
24 Larry Johnson vs. Seattle	Oct. 29, 2006
<b>Most Touchdowns, Career</b>	
83 Priest Holmes (76 rush, 7 rec.)	2001-07
76 Tony Gonzalez (0 rush, 76 rec.)	1997-08
64 Jamaal Charles (43 rush, 20 rec., 1 KR)	2008-16
61 Larry Johnson (55 rush, 6 rec.)	2003-09
60 Otis Taylor (3 rush, 57 rec.)	1965-75
58 Abner Haynes (39 rush, 17 rec., 1 KR, 1 fum.)	1960-64
<b>Most Touchdowns, Season</b>	
27 Priest Holmes (27 rush, 0 rec.)	2003
24 Priest Holmes (21 rush, 3 rec.)	2002
21 Larry Johnson (20 rush, 1 rec.)	2005
19 Abner Haynes (13 rush, 6 rec.)	1962
19 Larry Johnson (17 rush, 2 rec.)	2006
19 Jamaal Charles (12 rush, 7 rec.)	2013
<b>Most Touchdowns, Rookie, Season</b>	
12 Abner Haynes (9 rush, 3 rec.)	1960
12 Tyreek Hill (3 rush, 6 rec., 2 PR, 1 KR)	2016
11 Billy Jackson (10 rush, 1 rec.)	1981
11 Kareem Hunt (8 rush, 3 rec.)	2017
8 Johnny Robinson (4 rush, 4 rec.)	1960
8 Mike Garrett (6 rush, 1 rec., 1 PR)	1966
<b>Most Touchdowns, Game</b>	
5 Abner Haynes vs. Oakland	Nov. 26, 1961
5 Jamaal Charles at Oakland	Dec. 15, 2013
4 Frank Jackson vs. Denver	Dec. 10, 1961
4 Abner Haynes vs. Boston	Sept. 8, 1962
4 Frank Jackson at San Diego	Dec. 13, 1964
4 Bert Coan at Denver	Oct. 23, 1966
4 Priest Holmes at Cleveland	Sept. 8, 2002
4 Priest Holmes vs. Atlanta	Oct. 24, 2004
4 Derrick Blaylock vs. Atlanta	Oct. 24, 2004
4 Larry Johnson vs. Seattle	Oct. 29, 2006
3 42 times;	
Last, Sammy Watkins at Jacksonville	Sept. 15, 2019
<b>Most Consecutive Games Scoring Touchdowns</b>	

11 Priest Holmes	2002
9 Larry Johnson	2006
8 Priest Holmes	2003-04
8 Larry Johnson	2004-05
8 Kareem Hunt	2018
7 Marcus Allen	1993
7 Priest Holmes	2004-05
7 Larry Johnson	2005
7 Dwayne Bowe	2010
7 Jamaal Charles	2013
<b>Most Points After TD Attempted, Career</b>	
483 Nick Lowery	1980-93
409 Jan Stenerud	1967-79
164 Pete Stoyanovich	1996-00
160 Ryan Succop	2009-13
149 Tommy Brooker	1962-66
<b>Most Points After TD Attempted, Season</b>	
69 Harrison Butker	2018
60 Lawrence Tynes	2004
59 Morten Andersen	2003
52 Ryan Succop	2013
51 Morten Andersen	2002
46 Tommy Brooker	1964
<b>Most Points After TD Attempted, Game</b>	
8 Tommy Brooker at Denver	Sept. 7, 1963
8 Mike Mercer at Denver	Oct. 23, 1966
8 Lawrence Tynes vs. Atlanta	Oct. 24, 2004
8 Ryan Succop at Oakland	Dec. 15, 2013
<b>Most Points After TD Made, Career</b>	
479 Nick Lowery	1980-93
394 Jan Stenerud	1967-79
163 Pete Stoyanovich	1996-00
160 Ryan Succop	2009-13
149 Tommy Brooker	1962-66
<b>Most Points After TD Made, Season</b>	
65 Harrison Butker	2018
58 Morten Andersen	2003
58 Lawrence Tynes	2004
52 Ryan Succop	2013
51 Morten Andersen	2002
46 Tommy Brooker	1964
<b>Most Points After TD Made, Game</b>	
8 Tommy Brooker at Denver	Sept. 7, 1963
8 Mike Mercer at Denver	Oct. 23, 1966
8 Lawrence Tynes vs. Atlanta	Oct. 24, 2004
8 Ryan Succop at Oakland	Dec. 15, 2013
7 Cotton Davidson vs. Denver	Dec. 10, 1961
7 T. Brooker at N.Y. Titans	Nov. 11, 1962
7 Jack Spikes vs. Denver	Dec. 8, 1963
7 Tommy Brooker vs. Houston	Nov. 28, 1965
7 Morten Andersen vs. Arizona	Dec. 1, 2002
7 Morten Andersen vs. St. Louis	Dec. 8, 2002
7 Lawrence Tynes at Tennessee	Dec. 13, 2004
<b>Most Consecutive Points After TD</b>	
197 Nick Lowery	1983-89
160 Ryan Succop	2009-13
155 Jan Stenerud	1968-73
149 Tommy Brooker	1962-66
<b>Highest Point After Percentage, Career (100 PATs)</b>	
100.00 Ryan Succop (160-160)	2009-13
100.00 Tommy Brooker (149-149)	1962-66
99.39 Pete Stoyanovich (163-164)	1996-00
99.17 Nick Lowery (479-483)	1980-93
99.09 Morten Andersen (109-110)	2002-03
97.16 Lawrence Tynes (137-141)	2004-06

**Most Field Goals Attempted, Career**

436 Jan Stenerud	1967-79
410 Nick Lowery	1980-93
147 Ryan Succop	2009-13
115 Pete Stoyanovich	1996-00
105 Cairo Santos	2014-17

**Most Field Goals Attempted, Season**

44 Jan Stenerud	1971
42 Jan Stenerud	1970
42 Harrison Butker	2017
40 Jan Stenerud	1968

**Most Field Goals Attempted, Game**

7 Cairo Santos at Cincinnati	October 4, 2015
7 Jan Stenerud vs. Buffalo	Dec. 19, 1971
6 Tommy Brooker vs. San Diego	Dec. 16, 1962
6 Jan Stenerud	6 times
Last; at Washington	Oct. 10, 1976
6 Todd Peterson vs. Denver	Dec. 16, 2001
6 Ryan Succop at New Orleans	Sept. 23, 2012
6 Harrison Butker vs. Miami	Dec. 24, 2017

**Most Seasons Leading League, Field Goals Made**

3 Jan Stenerud	1967, '70, '75
----------------	----------------

**Most Field Goals Made, Career**

329 Nick Lowery	1980-93
279 Jan Stenerud	1967-79
119 Ryan Succop	2009-13
93 Pete Stoyanovich	1996-00
89 Cairo Santos	2014-17

**Most Field Goals Made, Season**

38 Harrison Butker	2017
34 Nick Lowery	1990
31 Cairo Santos	2016
30 Jan Stenerud	1968, '70
30 Cairo Santos	2015
28 Ryan Succop	2012

**Most Field Goals Made, Rookie, Season**

38 Harrison Butker	2017
25 Ryan Succop	2009
25 Cairo Santos	2014
21 Jan Stenerud	1967
13 Jack Spikes	1960
12 Tommy Brooker	1962

**Most Field Goals Made, Game**

7 Cairo Santos at Cincinnati	Oct. 5, 2015
6 Ryan Succop at New Orleans	Sept. 23, 2012
5 Jan Stenerud	3 times
Last; vs. Buffalo	Dec. 19, 1971
5 Nick Lowery	4 times
Last; vs. Denver	Sept. 20, 1993
5 Ryan Succop vs. Minnesota	Oct. 2, 2011
5 Cairo Santos at Denver	Nov. 15, 2015
5 Harrison Butker	3 times
Last; vs. Miami	Dec. 24, 2017
4 Tommy Brooker vs. San Diego	Dec. 16, 1962
4 Mike Mercer at N.Y. Jets	Nov. 27, 1966
4 Lin Elliott vs. Seattle	Dec. 24, 1995
4 Jan Stenerud	10 times
4 Nick Lowery	8 times
4 Pete Stoyanovich	2 times
4 Todd Peterson vs. Denver	Dec. 16, 2001
4 Lawrence Tynes	2 times
Last; vs. Denver	Nov. 23, 2006
4 Nick Novak vs. Denver	Sept. 28, 2008
4 Ryan Succop	4 times
Last; at Tennessee	Oct. 6, 2013

4 Cairo Santos	5 times
Last; at Carolina	Nov. 13, 2016
4 Harrison Butker	5 times
Last; at Tennessee	Nov. 10, 2019

**Most Consecutive Games Scoring Field Goals**

15 Lawrence Tynes	2004-05
14 Jan Stenerud	1970
14 Harrison Butker	2017-18
12 Pete Stoyanovich	1997-98
11 Jan Stenerud	1968-69
11 Jan Stenerud	1971-72
11 Nick Lowery	1985-86
11 Morten Andersen	2002

**Most Consecutive Games Scoring Field Goals, Single Season**

14 Jan Stenerud	1970
13 Harrison Butker	2017
12 Lawrence Tynes	2005
11 Morten Andersen	2002

**Most Consecutive Field Goals Made**

23 Harrison Butker	2017
22 Pete Stoyanovich	1997-98
22 Ryan Succop	2011
21 Nick Lowery	1990
21 Nick Lowery	1991
16 Jan Stenerud	1969

**Longest Field Goal**

58 Nick Lowery at Washington	Sept. 18, 1983
58 Nick Lowery vs. L.A. Raiders	Sept. 12, 1985
57 Nick Lowery vs. Seattle	Sept. 14, 1980
55 Jan Stenerud at Denver	Oct. 4, 1970
54 Jan Stenerud at Houston	Sept. 9, 1967
54 Jan Stenerud at Denver	Oct. 5, 1969
54 Jan Stenerud at San Francisco	Dec. 6, 1971
54 Nick Lowery vs. L.A. Raiders	Nov. 6, 1983
54 Nick Lowery at Detroit	Nov. 26, 1987
54 Pete Stoyanovich vs. Denver	Nov. 16, 1997
54 Ryan Succop vs. Minnesota	Oct. 2, 2011
54 Cairo Santos at Houston	Sept. 18, 2016
54 Harrison Butker at Seattle	Dec. 23, 2018
54 Harrison Butker vs. Minnesota	Nov. 3, 2019

**Highest Field Goal Percentage, Career (100 Attempts)**

84.8 Cairo Santos (89-105)	2014-17
81.0 Ryan Succop (119-147)	2009-13
80.9 Pete Stoyanovich (93-115)	1996-00
80.2 Nick Lowery (329-410)	1980-93
64.0 Jan Stenerud (279-436)	1967-79

**Highest Field Goal Percentage, Season**

96.3 Pete Stoyanovich (26-27)	1997
91.9 Nick Lowery (34-37)	1990
91.6 Nick Lowery (22-24)	1992
90.5 Harrison Butker (38-42)	2017
88.9 Nick Lowery (24-27)	1985
88.9 Harrison Butker (24-27)	2018

**Highest Field Goal Percentage, Career At Arrowhead**

88.1 Pete Stoyanovich (52-59)	1996-00
85.6 Nick Lowery (179-209)	1980-93
84.3 Harrison Butker (43-51)	2017-19
82.4 Ryan Succop (61-74)	2009-13
79.2 Cairo Santos (38-48)	2014-17

**Attempts Less Than 40 Yards, Season (15 Attempts)**

23-26 Cairo Santos	2016
24-25 Harrison Butker	2017
21-21 Nick Lowery	1991
20-20 Pete Stoyanovich	1998

16-20 Ryan Succop	2012
17-18 Cairo Santos	2014
17-18 Cairo Santos	2015
17-17 Ryan Succop	2009
16-16 Morten Andersen	2002
16-16 Harrison Butker	2018
15-16 Ryan Succop	2013
14-15 Ryan Succop	2011

**Most Field Goals, No Misses, Game**

7 Cairo Santos at Cincinnati	Oct. 4, 2015
6 Ryan Succop at New Orleans	Sept. 23, 2012
5 Jan Stenerud at Buffalo	Nov. 2, 1969
5 Jan Stenerud vs. Buffalo	Dec. 7, 1969
5 Nick Lowery vs. L.A. Raiders	Sept. 12, 1985
5 Nick Lowery at Chicago	Dec. 29, 1990
5 Nick Lowery vs. Denver	Sept. 20, 1993
5 Ryan Succop vs. Minnesota	Oct. 2, 2011
5 Harrison Butker at Houston	Oct. 8, 2017
5 Harrison Butker vs. Denver	Oct. 30, 2017

**Most Field Goals, 50 or More Yards, Career**

20 Nick Lowery	1980-93
12 Jan Stenerud	1967-79
9 Ryan Succop	2009-13
7 Cairo Santos	2014-16
7 Harrison Butker	2017-19
6 Lawrence Tynes	2004-06
5 Pete Stoyanovich	1996-99

**Most Field Goals, 50 or More Yards, Season**

4 Nick Lowery	1980
4 Cairo Santos	2015
4 Harrison Butker	2017
3 Nick Lowery	1985, '88
3 Ryan Succop	2011
2 Pete Stoyanovich	1997, '98
2 Lawrence Tynes	2004, 2005, 2006
2 Ryan Succop	2009, '12
2 Cairo Santos	2016
2 Harrison Butker	2018

**Most Field Goals, 50 or More Yards, Game**

2 Nick Lowery vs. Seattle	Sept. 14, 1980
2 Nick Lowery at New Orleans	Sept. 8, 1985
2 Nick Lowery at Detroit	Nov. 26, 1987
2 Lawrence Tynes at Miami	Oct. 21, 2005
2 Ryan Succop vs. Minnesota	Oct. 2, 2011
2 Cairo Santos at Cincinnati	Oct. 4, 2015

**Most Defensive Touchdowns, Career**

8 Bobby Bell (6 INTs, 2 FRs)	1963-74
5 Emmitt Thomas (5 INTs)	1966-78
5 Jim Kearney (5 INTs)	1967-75
5 Eric Berry (5 INTs)	2010-16
4 Lloyd Burruss (4 INTs)	1981-91
4 Derrick Thomas (4 FRs)	1989-99
4 James Hasty (3 INTs, 1 FR)	1995-99
4 Derrick Johnson (4 INTs)	2005-16

**Most Defensive Touchdowns, Season**

4 Jim Kearney (4 INTs)	1972
3 David Webster (2 INTs, 1 FR)	1960
3 Lloyd Burruss (3 INTs)	1986
3 Charles Mincy (2 INTs, 1 FR)	1992
3 Mark McMillian (3 INTs)	1997

**Most Defensive Touchdowns, Game**

2 Jim Kearney at Denver	Oct. 1, 1972
2 Lloyd Burruss vs. San Diego	Oct. 19, 1986
2 Cris Dishman at Oakland	Nov. 28, 1999

2 Derrick Johnson at Denver Jan. 3, 2010

**Most Special Teams Touchdowns, Career**

11 Dante Hall (5 PRs, 6 KORs)	2000-06
8 Tamarick Vanover (4 PRs, 4 KORs)	1995-99
5 Tyreek Hill (4 PRs, 1 KOR)	2016-19
4 J.T. Smith (4 PRs)	1978-84
3 Dexter McCluster (3 PRs)	2010-13
2 Five players tied	

**Most Special Teams Touchdowns, Season**

4 Dante Hall (2 PRs, 2 KRs)	2003
3 Tamarick Vanover (2 KRs, 1 PR)	1995
3 Dante Hall (2 PRs, 1 KR)	2002
3 Tyreek Hill (2 PRs, 1 KR)	2016
2 J.T. Smith (2 PRs)	1979
2 J.T. Smith (2 PRs)	1980
2 Paul Palmer (2 KRs)	1987
2 Dale Carter (2 PRs)	1992
2 Dante Hall (2 KRs)	2004
2 Dexter McCluster (2 PRs)	2013

**Most Safeties, Career**

3 Derrick Thomas	1989-98
2 Bill Maas	1984-92
2 Dan Saleaumua	1989-96
2 Joe Phillips	1992-97
1 Buck Buchanan	1963-75
1 Willie Lanier	1967-77
1 John Lohmeyer	1973, '75-77
1 Ed Beckman	1977-84
1 Dino Hackett	1986-92
1 Albert Lewis	1983-93
1 Rob McGovern	1989-90
1 Bernard Pollard	2006-08
1 Tamba Hali	2006-16
1 Justin Houston	2011-18
1 D.J. Alexander	2015-16

**Most Safeties, Season**

1 Buck Buchanan	1968
1 Willie Lanier	1974
1 John Lohmeyer	1976
1 Ed Beckman	1978
1 Dino Hackett	1988
1 Albert Lewis	1988
1 Bill Maas	1988, '90
1 Rob McGovern	1989
1 Dan Saleaumua	1991, '96
1 Derrick Thomas	1994, '97, '98
1 Joe Phillips	1997
1 Bernard Pollard	2007
1 Tamba Hali	2009
1 Justin Houston	2012
1 D.J. Alexander	2015

**Most Two-Point Conversions, Career**

3 Tony Gonzalez	1997-08
3 Travis Kelce	2013-19
2 Bo Dickinson	1960-61
2 Curtis McClinton	1962-69
2 Jerrel Wilson	1963-77
2 Reg Carolan	1964-68
2 Trent Green	2001-06
2 Eddie Kennison	2001-07

**Most Two-Point Conversions, Season**

2 Bo Dickinson	1961
2 Travis Kelce	2015

**Most Two-Point Conversion Passes, Career**

8 Len Dawson	1962-75
4 Trent Green	2001-06
4 Alex Smith	2013-17
2 Randy Duncan	1961
2 Elvis Grbac	1997-00

## Rushing

### Most Seasons Leading League in Rushing

1 Abner Haynes	1960
1 Christian Okoye	1989
1 Priest Holmes	2001
1 Kareem Hunt	2017

### Most Rushing Attempts, Career

1,375 Larry Johnson	2003-09
1,332 Jamaal Charles	2008-16
1,321 Priest Holmes	2001-07
1,246 Christian Okoye	1987-92
1,157 Ed Podolak	1969-77

### Most Rushing Attempts, Season

*416 Larry Johnson	2006
370 Christian Okoye	1989
336 Larry Johnson	2005
327 Priest Holmes	2001
320 Priest Holmes	2003

\*NFL RECORD

### Most Rushing Attempts, Consecutive Seasons

752 Larry Johnson (336, 416)	2005-06
640 Priest Holmes (327, 313)	2001-02
633 Priest Holmes (313, 320)	2002-03
615 Christian Okoye (370, 245)	1989-90
574 Larry Johnson (416, 158)	2006-07

### Most Rushing Attempts, Rookie, Season

272 Kareem Hunt	2017
234 Joe Delaney	1981
174 Robert Holmes	1968
157 Christian Okoye	1987
156 Abner Haynes	1960

### Most Rushing Attempts, Game

39 Larry Johnson vs. Seattle	Oct. 29, 2006
38 Christian Okoye at Green Bay	Dec. 10, 1989
37 Christian Okoye vs. Seattle	Nov. 5, 1989
36 Larry Johnson at Houston	Nov. 20, 2005
35 Barry Word vs. L.A. Raiders	Dec. 22, 1991

### Most Rushing Yards, Career

7,260 Jamaal Charles	2008-16
6,070 Priest Holmes	2001-07
6,015 Larry Johnson	2003-09
4,897 Christian Okoye	1987-92
4,451 Ed Podolak	1969-77

### Most Rushing Yards, Season (All 1,000+)

1,789 Larry Johnson	2006
1,750 Larry Johnson	2005
1,615 Priest Holmes	2002
1,555 Priest Holmes	2001
1,509 Jamaal Charles	2012
1,480 Christian Okoye	1989
1,467 Jamaal Charles	2010
1,420 Priest Holmes	2003
1,327 Kareem Hunt	2017
1,287 Jamaal Charles	2013
1,121 Joe Delaney	1981
1,120 Jamaal Charles	2009
1,087 Mike Garrett	1967
1,053 Tony Reed	1978
1,049 Abner Haynes	1962

1,033 Jamaal Charles	2014
1,031 Christian Okoye	1991
1,015 Barry Word	1990

### Most Rushing Yards, Consecutive Seasons

3,539 Larry Johnson (1,750, 1,789)	2005-06
3,170 Priest Holmes (1,555, 1,615)	2001-02
3,035 Priest Holmes (1,615, 1,420)	2002-03
2,796 Jamaal Charles (1,509, 1,287)	2012-13
2,348 Larry Johnson (1,789, 559)	2006-07

### Most Rushing Yards, Rookie, Season

1,327 Kareem Hunt	2017
1,121 Joe Delaney	1981
875 Abner Haynes	1960
866 Robert Holmes	1968
801 Mike Garrett	1966

### Most Rushing Yards, Game (All 200+)

259 Jamaal Charles at Denver	Jan. 3, 2010
233 Jamaal Charles at New Orleans	Sept. 23, 2012
226 Jamaal Charles vs. Indianapolis	Dec. 23, 2012
211 Larry Johnson at Houston	Nov. 20, 2005
201 Larry Johnson vs. Cincinnati	Jan. 1, 2006
200 Barry Word at Detroit	Oct. 14, 1990

### Most Rushing Yards, Rookie, Game (All 150+)

193 Joe Delaney vs. Houston	Nov. 15, 1981
172 Kareem Hunt at Los Angeles Chargers	Sept. 24, 2017
161 Mike Garrett at San Diego	Dec. 18, 1966
158 Robert Holmes at Cincinnati	Nov. 10, 1968
157 Abner Haynes at N.Y. Titans	Nov. 24, 1960
155 Kareem Hunt vs. Los Angeles Chargers	Dec. 16, 2017
150 Kolby Smith vs. Oakland	Nov. 25, 2007

### Most Rushing Yards, Consecutive Games (All 300+)

361 (102, 259) J. Charles	Dec. 27, 2009 - Jan. 3, 2010
343 (132, 211) Larry Johnson	Nov. 13-20, 2005
332 (131, 201) L. Johnson	Dec. 24, 2005 - Jan. 1, 2006
330 (211, 119) Larry Johnson	Nov. 20-27, 2005
327 (155, 172) Larry Johnson	Oct. 29 - Nov. 5, 2006
321 (233, 88) Jamaal Charles	Sept. 23-30, 2012
319 (121, 198) Larry Johnson	Sept. 21-28, 2008
311 (154, 157) Larry Johnson	Nov. 19-23, 2006
310 (197, 113) Priest Holmes	Nov. 24 - Dec. 1, 2002
310 (143, 167) Larry Johnson	Dec. 11-17, 2005
301 (104, 197) Priest Holmes	Nov. 17-24, 2002

### Most Rushing Yards vs. One Opponent, Season

327 (172, 155) Kareem Hunt vs. Los Angeles Chargers	2017
315 (56, 259) Jamaal Charles vs. Denver	2009
289 (154, 135) Larry Johnson vs. Oakland	2006
283 (126, 157) Larry Johnson vs. Denver	2006
282 (156, 126) Christian Okoye vs. Seattle	1989

### Most Games, 100 or More Rushing Yards, Career

30 Larry Johnson	2003-09
24 Priest Holmes	2001-07
23 Jamaal Charles	2008-16
14 Christian Okoye	1987-92
13 Abner Haynes	1960-65

### Most Games, 100 or More Rushing Yards, Season

11 Larry Johnson	2006
10 Larry Johnson	2005
9 Priest Holmes	2002
8 Christian Okoye	1989
7 Priest Holmes	2001
7 Jamaal Charles	2012

### Most Games, 100 or More Rushing Yards, Rookie, Season

6 Kareem Hunt	2017
---------------	------

5 Joe Delaney	1981
3 Curtis McClinton	1962
2 Mike Garrett	1966
2 Robert Holmes	1968
2 Abner Haynes	1960
2 Woody Green	1974

**Most Consecutive Games, 100 or More Rushing Yards**

9 Larry Johnson	Nov. 6, 2005 - Jan. 1, 2006
5 Priest Holmes	Nov. 17 - Dec. 15, 2002
4 Larry Johnson	Nov. 19 - Dec. 10, 2006
4 Jamaal Charles	Dec. 13, 2009 - Jan. 3 2010
3 Joe Delaney	Oct. 4 - Oct. 18, 1981
3 Christian Okoye	Sept. 24 - Oct. 8, 1989
3 Christian Okoye	Oct. 22 - Nov. 5, 1989
3 Larry Johnson	Dec. 5 - Dec. 19, 2004
3 Larry Johnson	Oct. 22 - Nov. 5, 2006
3 Jamaal Charles	Nov. 25 - Dec. 9, 2012
3 Kareem Hunt	Sept. 24 - Oct. 8, 2017

**Longest Run From Scrimmage**

91 (TD) Jamaal Charles at New Orleans	Sept. 23, 2012
91 (TD) Damien Williams vs. Minnesota	Nov. 3, 2019
86 (TD) Jamaal Charles vs. Indianapolis	Dec. 23, 2012
84 (TD) Ted McKnight at Seattle	Sept. 30, 1979
82 (TD) Joe Delaney vs. Denver	Oct. 18, 1981
82 (TD) Derrick Alexander vs. Pittsburgh	Dec. 12, 1999
80 (TD) Abner Haynes at N.Y. Jets	Nov. 29, 1964
80 (TD) Warren McVea vs. Cincinnati	Oct. 26, 1969
80 Jamaal Charles at St. Louis	Dec. 19, 2010
80 (TD) Jamaal Charles at Cleveland	Dec. 9, 2012

**Most Rushing Yards, QB, Career**

1,672 Alex Smith	2013-17
1,253 Len Dawson	1962-75
712 Steve Fuller	1979-82
692 Trent Green	2001-06
682 Mike Livingston	1968-79

**Most Rushing Yards, QB, Season**

498 Alex Smith	2015
431 Alex Smith	2013
386 Tyler Thigpen	2008
355 Alex Smith	2017
274 Steve Fuller	1980

**Most 10+ Yard Rushes, Career**

196 Jamaal Charles	2008-16
190 Priest Holmes	2001-07
137 Larry Johnson	2003-09
71 Marcus Allen	1993-97
63 Kimble Anders	1991-00

**Most 10+ Yard Rushes, Season**

53 Priest Holmes	2002
52 Priest Holmes	2001
49 Larry Johnson	2006
47 Larry Johnson	2005
45 Jamaal Charles	2010

**Most 10+ Yard Rushes, Game**

10 Priest Holmes at Oakland	Dec. 9, 2001
9 Priest Holmes at Seattle	Nov. 24, 2002
7 Larry Johnson at N.Y. Giants	Dec. 17, 2005
7 Jamaal Charles vs. Buffalo	Oct. 31, 2010

**Highest Rushing Average, Career (400 attempts)**

5.45 Jamaal Charles (1,332-7,260)	2008-16
4.80 Abner Haynes (794-3,814)	1960-64
4.60 Priest Holmes (1,321-6,070)	2001-07
4.57 Kimble Anders (495-2,261)	1991-00
4.44 Ted McKnight (528-2,344)	1977-81

**Highest Rushing Average, Season (100 attempts)**

6.38 Jamaal Charles (230-1,467)	2010
6.03 Ted McKnight (104-627)	1978
5.89 Jamaal Charles (190-1,120)	2009
5.61 Abner Haynes (156-875)	1960
5.49 Mack Lee Hill (105-576)	1964

**Highest Rushing Average, Game (10 attempts)**

14.27 A. Haynes at N.Y. Titans (11-157)	Nov. 24, 1960
12.25 T. McKnight at Seattle (12-147)	Sept. 30, 1979
11.58 E. Podolak vs. Denver (12-139)	Dec. 6, 1970
11.45 J. Charles at St. Louis (11-126)	Dec. 19, 2010
11.29 A. Haynes vs. Oakland (14-158)	Nov. 26, 1961

**Most Rushing Touchdowns, Career**

76 Priest Holmes	2001-07
55 Larry Johnson	2003-09
44 Marcus Allen	1993-97
43 Jamaal Charles	2008-16
40 Christian Okoye	1987-92
39 Abner Haynes	1960-65

**Most Rushing Touchdowns, QB, Career**

10 Alex Smith	2013-17
9 Len Dawson	1962-75
7 Mike Livingston	1968-79
6 Pete Beathard	1964-73
Rich Gannon	1995-98

**Most Rushing Touchdowns, Season**

27 Priest Holmes	2003
21 Priest Holmes	2002
20 Larry Johnson	2005
17 Larry Johnson	2006
14 Priest Holmes	2004

**Most Rushing Touchdowns, Consecutive Seasons**

48 Priest Holmes (21, 27)	2002-03
41 Priest Holmes (27, 14)	2003-04
37 Larry Johnson (20, 17)	2005-06
29 Priest Holmes (8, 21)	2001-02
29 Larry Johnson (9, 20)	2004-05

**Most Rushing Touchdowns, Rookie, Season**

10 Billy Jackson	1981
9 Abner Haynes	1960
8 Kareem Hunt	2017
7 Robert Holmes	1968
6 Mike Garrett	1966

**Most Rushing Touchdowns, Game**

4 Abner Haynes vs. Oakland	Nov. 26, 1961
4 Priest Holmes at Cleveland	Sept. 8, 2002
4 Priest Holmes vs. Atlanta	Oct. 24, 2004
4 Derrick Blaylock vs. Atlanta	Oct. 24, 2004
3 Jack Spikes vs. Houston	Oct. 1, 1961
3 Abner Haynes vs. Boston	Sept. 8, 1962
3 Bert Coan at Denver	Oct. 23, 1966
3 Ed Podolak at Detroit	Nov. 25, 1971
3 Ed Podolak vs. Cleveland	Dec. 12, 1976
3 Billy Jackson at Oakland	Oct. 25, 1981
3 Marcus Allen at Seattle	Dec. 5, 1993
3 Donnell Bennett at Philadelphia	Sept. 27, 1998
3 Bam Morris at San Diego	Nov. 22, 1998
3 Priest Holmes vs. Denver	Oct. 20, 2002
3 Priest Holmes vs. Pittsburgh	Sept. 14, 2003
3 Priest Holmes vs. Buffalo	Oct. 26, 2003
3 Priest Holmes vs. Detroit	Dec. 14, 2003
3 Priest Holmes at Minnesota	Dec. 20, 2003
3 Priest Holmes at Denver	Sept. 12, 2004
3 Priest Holmes vs. Indianapolis	Oct. 31, 2004
3 Larry Johnson at Dallas	Dec. 11, 2005

3 Larry Johnson vs. Cincinnati	Jan. 1, 2006
3 Larry Johnson vs. Seattle	Oct. 29, 2006
3 Larry Johnson vs. Jacksonville	Dec. 31, 2006
3 Jamaal Charles at Green Bay	Sept. 28, 2015

**Most Rushing Touchdowns, Consecutive Games**

7 Priest Holmes	Oct. 24-31, 2004
6 Priest Holmes	Dec. 14-20, 2003
5 Priest Holmes	5 times
	Last; Dec. 20-28, 2003

5 Larry Johnson	3 times
	Last; Oct. 22-29, 2006

**Most Consecutive Games With Rushing Touchdown**

11 Priest Holmes	Sept. 22 - Dec. 8, 2002
8 Priest Holmes	Nov. 23, 2003 - Sept. 19, 2004
8 Larry Johnson	Nov. 28, 2004 - Sept. 18, 2005
7 Larry Johnson	Nov. 20, 2005 - Jan. 1, 2006
7 Larry Johnson	Oct. 15 - Nov. 23, 2006

**Most Rushing Touchdowns, QB, Season**

5 Steve Bono	1995
Alex Smith	2016
4 Pete Beathard	1965
Steve Fuller	1980
3 Five Players Tied	

## Passing

**Most Seasons Leading League in Passing**

4 Len Dawson	1962, 1964, 1966, 1968
--------------	------------------------

**Highest Passer Rating Career (1,000 attempts)**

94.8 Alex Smith	2013-17
87.3 Trent Green	2001-06
83.2 Len Dawson	1962-75
81.8 Steve DeBerg	1988-91
80.6 Elvis Grbac	1997-00

**Highest Passer Rating, Season (200 attempts)**

113.8 Patrick Mahomes	2018
104.7 Alex Smith	2017
101.9 Len Dawson	1966
98.8 Len Dawson	1968
98.4 Len Dawson	1962
98.0 Damon Huard	2006
96.3 Steve DeBerg	1990

**Highest Passer Rating, Rookie, Season**

112.3 Todd Blackledge	1983
76.4 Patrick Mahomes	2017
66.7 Hunter Enis	1960
55.8 Steve Fuller	1979

**Highest Passer Rating, Game (20 attempts)**

158.3 Trent Green vs. Detroit	Dec. 14, 2003
158.3 Alex Smith at Oakland	Dec. 15, 2013
156.6 Steve Bono at Seattle	Sept. 3, 1995
154.8 Patrick Mahomes at Pittsburgh	Sept. 16, 2018
154.3 Trent Green at Washington	Sept. 30, 2001
148.6 Alex Smith at New England	Sept. 7, 2017
147.6 Bill Kenney at San Diego	Dec. 16, 1984
146.0 Joe Montana at Tampa Bay	Sept. 5, 1993

**Most 100.0+ Passer Rating Games, Career**

30 Len Dawson	1962-75
29 Alex Smith	2013-17
27 Trent Green	2001-06
19 Steve DeBerg	1988-91
17 Patrick Mahomes	2017-19
14 Bill Kenney	1980-88

**Most 100.0+ Passer Rating Games, Season**

13 Patrick Mahomes	2018
10 Steve DeBerg	1990

9 Alex Smith	2017
7 Trent Green	2003
7 Trent Green	2004
6 Alex Smith	2015
6 Matt Cassel	2010

**Most Passes Attempted, Career**

3,696 Len Dawson	1962-75
2,777 Trent Green	2001-06
2,436 Alex Smith	2013-17
2,430 Bill Kenney	1979-88
1,751 Mike Livingston	1968-79
1,616 Steve DeBerg	1988-91

**Most Passes Attempted, Season (All 500+)**

603 Bill Kenney	1983
580 Patrick Mahomes	2018
556 Trent Green	2004
547 Elvis Grbac	2000
523 Trent Green	2001
523 Trent Green	2003
520 Steve Bono	1995
508 Alex Smith	2013
507 Trent Green	2005
505 Alex Smith	2017

**Most Passes Attempted, Consecutive Seasons**

1,079 Trent Green (523, 556)	2003-04
1,063 Trent Green (556, 507)	2004-05
1,046 Elvis Grbac (499, 547)	1999-00
994 Alex Smith (489, 505)	2016-17
993 Trent Green (523, 470)	2001-02
993 Trent Green (470, 523)	2002-03

**Most Passes Attempted, Rookie, Season**

270 Steve Fuller	1979
54 Hunter Enis	1960
35 Patrick Mahomes	2017
34 Todd Blackledge	1983

**Most Passes Attempted, Game (All 50+)**

55 Joe Montana at San Diego	Oct. 9, 1994
55 Steve Bono at Miami	Dec. 12, 1994
54 Joe Montana at Denver	Oct. 17, 1994
54 Steve Bono at San Diego	Sept. 29, 1996
53 Elvis Grbac at Oakland	Nov. 5, 2000
53 Trent Green at San Diego	Jan. 2, 2005
53 Matt Cassel at Denver	Nov. 14, 2010
53 Patrick Mahomes vs. Baltimore	Dec. 9, 2018
52 Bill Kenney at Denver	Oct. 30, 1983
50 Bill Kenney vs. Buffalo	Nov. 30, 1986
50 Steve DeBerg at Cleveland	Nov. 24, 1991
50 Rich Gannon at Jacksonville	Nov. 9, 1997
50 Alex Smith at Pittsburgh	Oct. 2, 2016
50 Patrick Mahomes at Tennessee	Nov. 10, 2019

**Most Passes Completed, Career**

2,115 Len Dawson	1962-75
1,720 Trent Green	2001-06
1,587 Alex Smith	2013-17
1,330 Bill Kenney	1979-88
934 Steve DeBerg	1988-91
912 Mike Livingston	1968-79

**Most Passes Completed, Season (All 300+)**

383 Patrick Mahomes (580 att.)	2018
369 Trent Green (556 att.)	2004
346 Bill Kenney (603 att.)	1983
341 Alex Smith (505 att.)	2017
330 Trent Green (523 att.)	2003
328 Alex Smith (461 att.)	2016

326 Elvis Grbac (547 att.)	2000
317 Trent Green (507 att.)	2005
308 Alex Smith (508 att.)	2013
307 Alex Smith (470 att.)	2015
303 Alex Smith (464 att.)	2014

#### Most Passes Completed, Consecutive Seasons (All 600+)

699 Trent Green (330, 369)	2003-04
686 Trent Green (369, 317)	2004-05
669 Alex Smith (328, 341)	2016-17
635 Alex Smith (307, 328)	2015-16
620 Elvis Grbac (294, 326)	1999-00
617 Trent Green (287, 330)	2002-03
611 Alex Smith (308, 303)	2013-14
610 Alex Smith (303, 307)	2014-15

#### Most Passes Completed, Rookie, Season

146 Steve Fuller	1979
30 Hunter Enis	1960
22 Patrick Mahomes	2017
20 Todd Blackledge	1983

#### Most Passes Completed, Game (All 30+)

39 Elvis Grbac at Oakland	Nov. 5, 2000
37 Joe Montana at San Diego	Oct. 9, 1994
36 Patrick Mahomes at Tennessee	Nov. 10, 2019
35 Patrick Mahomes at Baltimore	Dec. 9, 2018
34 Joe Montana at Denver	Oct. 17, 1994
34 Trent Green at Denver	Dec. 7, 2003
34 Alex Smith vs. San Diego	Sept. 11, 2016
33 Steve Bono at Miami	Dec. 12, 1994
33 Trent Green at San Diego	Jan. 2, 2005
33 Matt Cassel at Denver	Nov. 14, 2010
33 Patrick Mahomes at L.A. Rams	Nov. 19, 2018
32 Trent Green at Tampa Bay	Nov. 7, 2004
32 Trent Green vs. Oakland	Dec. 25, 2004
31 Bill Kenney at San Diego	Dec. 11, 1983
31 Elvis Grbac vs. Carolina	Dec. 10, 2000
31 Trent Green at San Diego	Oct. 30, 2005
31 Alex Smith at Pittsburgh	Dec. 21, 2014
31 Alex Smith at Cincinnati	Oct. 4, 2015
30 Steve DeBerg vs. Cleveland	Nov. 24, 1991
30 Elvis Grbac vs. Seattle	Nov. 21, 1999
30 Alex Smith at Pittsburgh	Oct. 2, 2016
30 Patrick Mahomes at Oakland	Sept. 15, 2019

#### Most Consecutive Passes Completed

15 Len Dawson at Houston	Sept. 9, 1967
15 Bill Kenney vs. San Diego (13) at Washington (2)	Sept. 12, 1983 Sept. 18, 1983
15 Alex Smith at Oakland	Oct. 16, 2016
15 Alex Smith at Atlanta	Dec. 4, 2016
14 Trent Green vs. Indianapolis	Oct. 31, 2004

#### Most Seasons Leading League

*8 Len Dawson	1962, '64-69, '75
---------------	-------------------

\*NFL RECORD

#### Most Consecutive Seasons Leading League

*6 Len Dawson	1964-69
---------------	---------

\*NFL RECORD

#### Highest Completion Percentage, Career (1,000 attempts)

65.15 Alex Smith (2,436-1,587)	2013-17
61.94 Trent Green (1,777-1,720)	2001-06
57.97 Steve DeBerg (1,616-934)	1988-91
57.94 Elvis Grbac (1,548-897)	1997-00
57.35 Matt Cassel (1,489-854)	2009-12

#### Highest Completion Percentage, Season (100 attempts)

67.52 Alex Smith (505-341)	2017
67.08 Alex Smith (489-328)	2016
66.43 Len Dawson (140-93)	1975
66.37 Trent Green (556-369)	2004
66.03 Patrick Mahomes (580-383)	2018
65.32 Alex Smith (470-307)	2015
65.30 Alex Smith (464-303)	2014
63.09 Trent Green (523-330)	2003
62.52 Trent Green (507-317)	2005
62.05 Damon Huard (206-332)	2007

#### Highest Completion Percentage, Rookie, Season

62.86 Patrick Mahomes (35-22)	2017
58.82 Todd Blackledge (34-20)	1983
55.56 Hunter Enis (54-30)	1960
54.07 Steve Fuller (270-146)	1979

#### Highest Completion Percentage, Game (20 attempts)

86.36 A. Smith at Oakland (22-19)	Oct. 16, 2016
86.21 A. Smith vs. St. Louis (29-25)	Oct. 26, 2014
85.00 A. Smith at Oakland (20-17)	Dec. 15, 2013
84.00 A. Smith at Baltimore (25-21)	Dec. 20, 2015
84.00 A. Smith at Atlanta (25-21)	Dec. 4, 2016

#### Most Passing Yards, Career (All 10,000+)

28,507 Len Dawson	1962-75
21,459 Trent Green	2001-06
17,608 Alex Smith	2013-17
17,277 Bill Kenney	1979-88
11,873 Steve DeBerg	1988-91
11,295 Mike Livingston	1968-79
10,642 Elvis Grbac	1997-00

#### Most Passing Yards, Season (All 4,000+)

5,097 Patrick Mahomes	2018
4,591 Trent Green	2004
4,348 Bill Kenney	1983
4,169 Elvis Grbac	2000
4,042 Alex Smith	2017
4,039 Trent Green	2003
4,014 Trent Green	2005

#### Most Passing Yards, Consecutive Seasons

8,630 Trent Green (4,039, 4,591)	2003-04
8,605 Trent Green (4,591, 4,014)	2004-05
7,905 Patrick Mahomes (5,097, 2,808)	2018-19
7,729 Trent Green (3,690, 4,039)	2002-03
7,558 Elvis Grbac (3,389, 4,169)	1999-00
7,544 Alex Smith (3,502, 4,042)	2016-17

#### Most Passing Yards, Rookie, Season

1,484 Steve Fuller	1979
357 Hunter Enis	1960
284 Patrick Mahomes	2017
259 Todd Blackledge	1983

#### Most Passing Yards, Game (All 400+)

504 Elvis Grbac at Oakland	Nov. 5, 2000
478 Patrick Mahomes at L.A. Rams	Nov. 19, 2018
469 Matt Cassel at Denver	Nov. 14, 2010
446 Patrick Mahomes at Tennessee	Nov. 10, 2019
443 Patrick Mahomes at Oakland	Sept. 15, 2019
435 Len Dawson vs. Denver	Nov. 1, 1964
411 Bill Kenney at San Diego	Dec. 11, 1983
400 Trent Green at Green Bay	Oct. 12, 2003

#### Most Games, 300 Yards Passing, Career

24 Trent Green	2001-06
16 Patrick Mahomes	2017-19
15 Bill Kenney	1979-88
9 Len Dawson	1962-75
8 Alex Smith	2013-17
7 Elvis Grbac	1997-00

5 Steve DeBerg	1988-91
<b>Most Games, 300 Yards Passing, Season</b>	
10 Patrick Mahomes	2018
8 Trent Green	2004
7 Bill Kenney	1983
6 Patrick Mahomes	2019
5 Elvis Grbac	2000
5 Trent Green	2003
5 Alex Smith	2017
<b>Most Consecutive Games, 300 Yards Passing, Season</b>	
8 Patrick Mahomes	2018
5 Patrick Mahomes	2019
4 Bill Kenney	1983
4 Trent Green	2004
3 Elvis Grbac	2000
2 Joe Montana	1994
2 Steve Bono	1994
2 Trent Green	2001
2 Trent Green	2002
2 Trent Green	2003
<b>Long Pass Completion (All TDs)</b>	
*99 Trent Green vs. San Diego	Dec. 22, 2002 (to Marc Boerigter)
93 Mike Livingston vs. Miami	Oct. 19, 1969 (to Otis Taylor for 79 yards, lateral to Robert Holmes for 14 yards)
92 Len Dawson at Denver	Nov. 18, 1962 (to Tommy Brooker)
92 Len Dawson at Oakland	Nov. 3, 1968 (to Gloster Richardson)
90 Len Dawson vs. Houston	Nov. 17, 1968 (to Frank Pitts)
90 Steve DeBerg vs. San Diego	Nov. 18, 1990 (to J.J. Birden)
<b>*NFL RECORD</b>	
<b>Most 20+ Yard Passes, Career</b>	
274 Trent Green	2001-06
215 Alex Smith	2013-17
133 Elvis Grbac	1997-00
122 Matt Cassel	2009-12
115 Patrick Mahomes	2017-19
73 Steve DeBerg	1990-91
68 Joe Montana	1993-94
<b>Most 20+ Yard Passes, Season</b>	
75 Patrick Mahomes	2018
59 Trent Green	2004
55 Elvis Grbac	2000
54 Trent Green	2003
52 Alex Smith	2017
51 Trent Green	2001
51 Trent Green	2005
<b>Most 20+ Yard Passes, Game</b>	
9 Matt Cassel at Denver	Nov. 14, 2010
9 Patrick Mahomes at L.A. Rams	Nov. 19, 2018
8 Patrick Mahomes at Oakland	Sept. 15, 2019
7 Dave Krieg at L.A. Raiders	Dec. 6, 1992
7 Rich Gannon at San Diego	Nov. 22, 1998
7 Elvis Grbac at Oakland	Nov. 5, 2000
7 Trent Green at Arizona	Oct. 21, 2001
7 Trent Green vs. Indianapolis	Oct. 31, 2004
7 Alex Smith at New York Jets	Dec. 3, 2017
7 Patrick Mahomes at Cleveland	Nov. 4, 2018
6 16 times; Last P. Mahomes vs. IND	Oct. 6, 2019
<b>Most Seasons Leading League</b>	

3 Len Dawson	1962, '66, '69
<b>Highest Passing Average, Career (1,000 attempts)</b>	
7.73 Trent Green (2,777-21,459)	2001-06
7.71 Len Dawson (3,696-28,507)	1962-75
7.35 Steve DeBerg (1,616-11,873)	1988-91
7.23 Alex Smith (2,436-17,608)	2013-17
7.11 Bill Kenney (2,430-17,277)	1979-88
6.88 Elvis Grbac (1,548-10,643)	1997-00
<b>Highest Passing Average, Season (Qualifiers: 224 attempts/16 G)</b>	
9.42 Len Dawson (224-2,109)	1968
8.90 Len Dawson (310-2,759)	1962
8.90 Len Dawson (284-2,527)	1966
8.79 Patrick Mahomes (580-5,097)	2018
<b>Highest Passing Average, Game (20 attempts)</b>	
15.76 S. DeBerg at New England (21-331)	Dec. 2, 1990
14.35 A. Smith at Oakland (20-287)	Dec. 15, 2013
13.90 T. Green vs. Denver (21-292)	Dec. 16, 2001
12.82 L. Dawson vs. Denver (22-282)	Dec. 19, 1965
<b>Most Seasons Leading League</b>	
*4 Len Dawson	1962, '63, '65, '66
<b>*NFL RECORD</b>	
<b>Most Touchdown Passes, Career</b>	
237 Len Dawson	1962-75
118 Trent Green	2001-06
105 Bill Kenney	1979-88
102 Alex Smith	2013-17
69 Patrick Mahomes	2017-19
67 Steve DeBerg	1988-91
<b>Most Touchdown Passes, Season</b>	
50 Patrick Mahomes	2018
30 Len Dawson	1964
29 Len Dawson	1962
28 Elvis Grbac	2000
27 Trent Green	2004
27 Matt Cassel	2010
26 Len Dawson	1963, '66
26 Trent Green	2002
26 Alex Smith	2017
<b>Most Touchdown Passes, Consecutive Seasons</b>	
69 Patrick Mahomes (50, 19)	2018-19
56 Len Dawson (26, 30)	1963-64
55 Len Dawson (29, 26)	1962-63
51 Len Dawson (30, 21)	1964-65
51 Trent Green (24, 27)	2003-04
50 Elvis Grbac (22, 28)	1999-00
50 Len Dawson (26, 24)	1966-67
50 Trent Green (26, 24)	2002-03
<b>Most Touchdown Passes, Rookie, Season</b>	
6 Steve Fuller	1979
3 Todd Blackledge	1983
1 Hunter Enis	1960
<b>Most Touchdown Passes, Game</b>	
6 Len Dawson vs. Denver	Nov. 1, 1964
6 Patrick Mahomes	2 times
Last; at L.A. Rams	Nov. 19, 2018
5 Len Dawson	2 times
Last; vs. Miami	Oct. 8, 1967
5 Elvis Grbac vs. San Diego	Sept. 17, 2000
5 Trent Green vs. Miami	Sept. 29, 2002
5 Alex Smith at Oakland	Dec. 15, 2013
4 Len Dawson	6 times
Last; at Baltimore	Sept. 28, 1970
4 Bill Kenney	4 times
Last; at Chicago	Nov. 1, 1987

4 Trent Green at Cleveland	Dec. 3, 2006
4 Matt Cassel	2 times
Last; at Indianapolis	Oct. 9, 2011
4 Alex Smith	2 times
Last; at New York Jets	Dec. 3, 2017
4 Patrick Mahomes	6 times
Last; at Oakland	Sept. 15, 2019
<b>Most Consecutive Games, Touchdown Passes</b>	
15 Elvis Grbac	Nov. 28, 1999 - Nov. 12, 2000
14 Len Dawson	Oct. 3, 1965 - Oct. 8, 1966
14 Patrick Mahomes	Oct. 14, 2018 - Sept. 22, 2019
12 Len Dawson	Sept. 8, 1962 - Dec. 2, 1962
12 Trent Green	Nov. 28, 2001 - Oct. 20, 2002
<b>Most Consecutive Passes, None Intercepted</b>	
312 Alex Smith	2015
297 Alex Smith	2016-17
233 Steve DeBerg	1990
219 Patrick Mahomes	2018-19
202 Rich Gannon	1997-98
187 Patrick Mahomes	2017-18
<b>Most Passes Had Intercepted, Career</b>	
178 Len Dawson	1962-75
86 Bill Kenney	1979-88
85 Trent Green	2001-06
83 Mike Livingston	1968-79
50 Steve DeBerg	1988-91
<b>Most Attempts, No Interceptions, Game (All 40+)</b>	
53 Matt Cassel at Denver	Nov. 14, 2010
47 Trent Green at Denver	Dec. 7, 2003
45 Patrick Mahomes at Denver	Oct. 1, 2018
45 Alex Smith at Cincinnati	Oct. 4, 2015
45 Bill Kenney at L.A. Raiders	Oct. 9, 1983
45 Steve DeBerg at Denver	Sept. 17, 1990
45 Trent Green at Green Bay	Oct. 12, 2003
45 Alex Smith at Denver	Nov. 17, 2013
45 Alex Smith at Pittsburgh	Dec. 21, 2014
44 Alex Smith at Denver	Nov. 27, 2016
44 Patrick Mahomes at Oakland	Sept. 15, 2019
43 Bill Kenney at Houston	Oct. 23, 1983
43 Rich Gannon at Denver	Dec. 6, 1998
43 Trent Green at Denver	Dec. 15, 2002
43 Trent Green at San Diego	Oct. 30, 2005
43 Matt Cassel vs. Buffalo	Dec. 13, 2009
42 Trent Green vs. Cleveland	Nov. 9, 2003
42 Trent Green at Cincinnati	Nov. 16, 2003
42 Alex Smith at Denver	Sept. 14, 2014
42 Patrick Mahomes at Detroit	Sept. 29, 2019
41 Todd Blackledge vs. Houston	Nov. 11, 1984
41 Steve Bono vs. San Diego	Oct. 9, 1995
41 Rich Gannon vs. Dallas	Dec. 13, 1998
41 Tyler Thigpen at San Diego	Nov. 9, 2008
40 Steve Bono vs. New England	Oct. 15, 1995
40 Elvis Grbac vs. San Diego	Oct. 16, 1997
40 Elvis Grbac vs. Oakland	Oct. 15, 2000
40 Patrick Mahomes at Seattle	Dec. 23, 2018
<b>Most Passes Had Intercepted, Season</b>	
24 Trent Green	2001
23 Cotton Davidson	1961
19 Len Dawson	1963
19 Bill Kenney	1983
17 Len Dawson	1962, '67
17 Trent Green	2004
<b>Most Passes Had Intercepted, Rookie, Season</b>	
14 Steve Fuller	1979

2 Hunter Enis	1960
2 Brodie Croyle	2006
1 Tyler Thigpen	2007
1 Patrick Mahomes	2017
0 Todd Blackledge	1983
<b>Most Interceptions, Game</b>	
6 Todd Blackledge vs. L.A. Rams	Oct. 20, 1985
5 Cotton Davidson at Houston	Oct. 16, 1960
5 Len Dawson vs. Oakland	Nov. 23, 1969
5 Mike Livingston vs. Pittsburgh	Oct. 13, 1974
5 Bill Kenney vs. San Diego	Sept. 20, 1981
5 Steve DeBerg at San Diego	Sept. 24, 1989
<b>Lowest Percentage, Passes Had Intercepted, Career (1,000 att)</b>	
1.35 Alex Smith (2,436-33)	2013-17
2.96 Matt Cassel (1,489-44)	2009-12
3.04 Elvis Grbac (1,548-47)	1997-00
3.09 Steve DeBerg (1,616-50)	1988-91
3.54 Bill Kenney (2,430-85)	1979-88
<b>Lowest Percentage, Passes Had Intercepted, Season (300 att)</b>	
0.90 Steve DeBerg (444-4)	1990
0.99 Alex Smith (505-5)	2017
1.29 Alex Smith (464-6)	2014
1.38 Alex Smith (508-7)	2013
1.49 Alex Smith (470-7)	2015
1.56 Matt Cassel (450-7)	2010
1.64 Alex Smith (489-8)	2016
1.69 Rich Gannon (354-6)	1998
1.83 Joe Montana (493-9)	1994
<b>Times Sacked</b>	
195.0 Bill Kenney	1979-88
192.0 Alex Smith	2013-17
173.0 Trent Green	2001-06
133.0 Mike Livingston	1968-79
120.0 Steve Fuller	1979-82
109.0 Matt Cassel	2009-12
90.0 Len Dawson	1962-75
<b>Times Sacked, Season</b>	
49.0 Steve Fuller	1980
48.0 Dave Krieg	1992
45.0 Alex Smith	2014
45.0 Alex Smith	2015
42.0 Matt Cassel	2009
41.0 Bill Kenney	1983
39.0 Trent Green	2001
39.0 Alex Smith	2013
<b>Times Sacked, Game</b>	
10.0 Steve Fuller vs. Baltimore	Nov. 2, 1980
8.0 Steve Fuller at Pittsburgh	Dec. 5, 1982

## Pass Receiving

<b>Most Seasons Leading League</b>	
1 MacArthur Lane (66 recs.)	1976
1 Tony Gonzalez (102 recs.)	2004
<b>Most Pass Receptions, Career</b>	
916 Tony Gonzalez	1997-08
532 Dwayne Bowe	2007-14
473 Travis Kelce	2013-19
416 Henry Marshall	1976-87
410 Otis Taylor	1965-75
391 Chris Burford	1960-67
<b>Most Seasons, 50 or More Pass Receptions</b>	
11 Tony Gonzalez	1998-08
6 Dwayne Bowe	2007-08, 2010-13

6 Travis Kelce	2014-19
5 Kimble Anders	1994-98
5 Eddie Kennison	2002-06
4 Chris Burford	1961, '63-64, '66
4 Otis Taylor	1966-67, '71-72
3 Carlos Carson	1983-84, '87
3 Stephone Paige	1986, '88, '90
3 Derrick Alexander	1998-00
3 Priest Holmes	2001-03
3 Tyreek Hill	2016-18

**Most Pass Receptions, Season (All 80+)**

103 Travis Kelce	2018
102 Tony Gonzalez	2004
99 Tony Gonzalez	2007
96 Tony Gonzalez	2008
93 Tony Gonzalez	2000
87 Jeremy Maclin	2015
87 Tyreek Hill	2018
86 Dwayne Bowe	2008
85 Travis Kelce	2016
81 Dwayne Bowe	2011
80 Carlos Carson	1983

**Most Pass Receptions, Consecutive Seasons**

195 Tony Gonzalez (99, 96)	2007-08
181 Travis Kelce (83, 98)	2017-18
180 Tony Gonzalez (102, 78)	2004-05
173 Tony Gonzalez (71, 102)	2003-04
172 Tony Gonzalez (73, 99)	2006-07
169 Tony Gonzalez (76, 93)	1999-00

**Most Pass Receptions, Game (All 10+)**

14 Tony Gonzalez at San Diego	Jan. 2, 2005
13 Dwayne Bowe at Denver	Nov. 14, 2010
13 Dwayne Bowe at Seattle	Nov. 28, 2010
12 Ed Podolak vs. Denver	Oct. 7, 1973
12 Travis Kelce at Oakland	Dec. 2, 2018
11 Chris Burford at Buffalo	Sept. 22, 1963
11 Emile Harry at Cleveland	Nov. 24, 1991
11 Kimble Anders vs. N.Y. Giants	Sept. 10, 1995
11 Tony Gonzalez at New England	Dec. 4, 2000
11 Dante Hall at Denver	Dec. 7, 2003
11 Tony Gonzalez vs. Oakland	Dec. 25, 2004
11 Jeremy Maclin at Cincinnati	Oct. 4, 2015
11 Travis Kelce vs. Denver	Dec. 25, 2016
11 Tyreek Hill at Tennessee	Nov. 10, 2019
10 Chris Burford at Boston	Oct. 12, 1962
10 Chris Burford vs. Buffalo	Oct. 13, 1963
10 Frank Jackson at N.Y. Jets	Nov. 29, 1964
10 Chris Burford at Boston	Sept. 25, 1966
10 Otis Taylor vs. Cincinnati	Oct. 15, 1972
10 Ed Podolak at Houston	Sept. 29, 1974
10 Stephone Paige at Denver	Sept. 17, 1990
10 J.J. Birden at Miami	Dec. 12, 1994
10 Kimble Anders vs. Denver	Nov. 16, 1998
10 Tony Gonzalez at Denver	Sept. 24, 2000
10 Tony Gonzalez vs. Carolina	Dec. 10, 2000
10 Tony Gonzalez vs. Cincinnati	Sept. 10, 2006
10 Tony Gonzalez vs. Green Bay	Nov. 4, 2007
10 Tony Gonzalez vs. San Diego	Dec. 2, 2007
10 Tony Gonzalez at Detroit	Dec. 23, 2007
10 Tony Gonzalez at San Diego	Nov. 9, 2008
10 Tony Gonzalez vs. Buffalo	Nov. 23, 2008
10 Dwayne Bowe at Cincinnati	Dec. 28, 2008
10 Tyreek Hill at Carolina	Nov. 13, 2016
10 Albert Wilson at Denver	Dec. 31, 2017

10 Tyreek Hill at L.A. Rams	Nov. 19, 2018
10 Travis Kelce at L.A. Rams	Nov. 19, 2018

**Most Pass Receptions, Half**

11 T. Gonzalez (2nd) at San Diego	Jan. 2, 2005
10 E. Harry (2nd) at Cleveland	Nov. 24, 1991
9 C. Burford (2nd) vs. Buffalo	Oct. 13, 1963
9 K. Anders (2nd) vs. N.Y. Giants	Sept. 10, 1995
9 T. Gonzalez (1st) vs. Oakland	Dec. 25, 2004

**Most Consecutive Games, Pass Receptions**

131 Tony Gonzalez	Dec. 4, 2000 - Dec. 28, 2008
90 Travis Kelce	Sept. 7, 2014 - Nov. 18, 2019
83 Stephone Paige	Nov. 17, 1985 - Sept. 29, 1991
55 Eddie Kennison	Dec. 9, 2001 - Oct. 2, 2005
48 Priest Holmes	Sept. 9, 2001 - Sept. 19, 2004

**Most Receptions, Running Back, Career**

369 Kimble Anders	1991-00
288 Ed Podolak	1969-77
285 Jamaal Charles	2008-16
251 Priest Holmes	2001-07
197 Abner Haynes	1960-64

**Most Receptions, Running Back, Season**

74 Priest Holmes	2003
70 Priest Holmes	2002
70 Jamaal Charles	2013
67 Kimble Anders	1994
66 MacArthur Lane	1976

**Most Receptions, Tight End, Career**

916 Tony Gonzalez	1997-08
473 Travis Kelce	2013-19
198 Fred Arbanas	1962-70
163 Walter White	1975-79
135 Jonathan Hayes	1985-93
111 Keith Cash	1992-96

**Most Pass Receptions, Tight End, Season**

103 Travis Kelce	2018
102 Tony Gonzalez	2004
99 Tony Gonzalez	2007
96 Tony Gonzalez	2008
93 Tony Gonzalez	2000
85 Travis Kelce	2016

**Most Pass Receptions, Rookie, Season**

70 Dwayne Bowe	2007
61 Tyreek Hill	2016
55 Abner Haynes (RB)	1960
53 Kareem Hunt (RB)	2017
48 Sylvester Morris	2000

**Most Receiving Yards, Career (All 6,000+)**

10,940 Tony Gonzalez	1997-08
7,306 Otis Taylor	1965-75
7,155 Dwayne Bowe	2007-14
6,454 Henry Marshall	1976-87
6,360 Carlos Carson	1980-89
6,341 Stephone Paige	1983-91
6,069 Travis Kelce	2013-19

**Most Seasons, 1,000 or More Receiving Yards**

4 Tony Gonzalez	2000, 2004, 2007-08
3 Carlos Carson	1983-84, '87
3 Dwayne Bowe	2008, 2010-11
3 Travis Kelce	2016-18
2 Otis Taylor	1966, '71
2 Eddie Kennison	2004-05
2 Tyreek Hill	2017-18
1 Stephone Paige	1990
1 Andre Rison	1997
1 Derrick Alexander	2000

1 Jeremy Maclin	2015
<b>Most Receiving Yards, Season (All 1,000+)</b>	
1,479 Tyreek Hill	2018
1,391 Derrick Alexander	2000
1,351 Carlos Carson	1983
1,336 Travis Kelce	2018
1,297 Otis Taylor	1966
1,258 Tony Gonzalez	2004
1,203 Tony Gonzalez	2000
1,183 Tyreek Hill	2017
1,172 Tony Gonzalez	2007
1,162 Dwayne Bowe	2010
1,159 Dwayne Bowe	2011
1,125 Travis Kelce	2016
1,110 Otis Taylor	1971
1,102 Eddie Kennison	2005
1,092 Andre Rison	1997
1,086 Eddie Kennison	2004
1,078 Carlos Carson	1984
1,058 Tony Gonzalez	2008
1,044 Carlos Carson	1987
1,038 Travis Kelce	2017
1,034 Jeremy Maclin	2015
1,022 Dwayne Bowe	2008
1,021 Stephone Paige	1990
<b>Most Receiving Yards, Consecutive Seasons</b>	
2,662 Tyreek Hill (1,183, 1,479)	2017-18
2,429 Carlos Carson (1,351, 1,078)	1983-84
2,374 Travis Kelce (1,038, 1,336)	2017-18
2,321 Dwayne Bowe (1,162, 1,159)	2010-11
2,255 Otis Taylor (1,297, 958)	1966-67
2,230 Tony Gonzalez (1,172, 1,058)	2007-08
2,223 Derrick Alexander (832, 1,391)	1999-00
2,188 Eddie Kennison (1,086, 1,102)	2004-05
<b>Most Receiving Yards, Game</b>	
309 Stephone Paige vs. San Diego	Dec. 22, 1985 (8 Receptions)
215 Tyreek Hill at L.A. Rams	Nov. 19, 2018 (10 Receptions)
213 Curtis McClinton vs. Denver	Dec. 19, 1965 (5 Receptions)
210 Larry Brunson vs. San Diego	Nov. 10, 1974 (9 Receptions)
206 Stephone Paige at Denver	Sept. 17, 1990 (10 Receptions)
198 Sammy Watkins at Jacksonville	Sept. 8, 2019 (9 Receptions)
197 Carlos Carson at San Diego	Oct. 25, 1987 (9 Receptions)
<b>Most Games, 100 or More Receiving Yards, Career</b>	
26 Tony Gonzalez	1997-08
19 Otis Taylor	1965-75
18 Carlos Carson	1980-88
18 Travis Kelce	2013-19
17 Eddie Kennison	2001-07
15 Dwayne Bowe	2007-14
<b>Most Games, 100 or More Receiving Yards, Season</b>	
6 Otis Taylor	1966
6 Carlos Carson	1983
6 Derrick Alexander	2000
6 Tony Gonzalez	2000
6 Tony Gonzalez	2004
6 Travis Kelce	2016
6 Tyreek Hill	2018

5 Eddie Kennison	2004
5 Eddie Kennison	2005
5 Tony Gonzalez	2007
5 Dwayne Bowe	2010
5 Travis Kelce	2018
<b>Most Consecutive Games, 100 or More Receiving Yards, Season</b>	
4 Tony Gonzalez	2000
4 Travis Kelce	2016
3 Frank Jackson	1964
3 Otis Taylor	1966
3 Willie Davis	1992
3 Dwayne Bowe	2010
<b>Longest Pass Receptions (All TDs)</b>	
*99 Marc Boerigter vs. San Diego	(from Trent Green) Dec. 22, 2002
92 Tommy Brooker at Denver	(from Len Dawson) Nov. 18, 1962
92 Gloster Richardson at Oakland	(from Len Dawson) Nov. 3, 1968
90 Frank Pitts vs. Boston	(from Len Dawson) Nov. 17, 1968
90 J.J. Birden vs. San Diego	(from Steve DeBerg) Nov. 18, 1990
89 Otis Taylor vs. Miami	(from Len Dawson) Nov. 13, 1966
89 Demarcus Robinson vs. Oakland	(from Patrick Mahomes) Dec. 30, 2018
86 Stephone Paige vs. New England	(from Steve DeBerg) Dec. 2, 1990
86 Derrick Alexander at Chicago	(from Elvis Grbac) Sept. 12, 1999
<b>*NFL RECORD</b>	
<b>Most Receiving Yards, Running Back, Career</b>	
2,829 Kimble Anders	1991-00
2,739 Abner Haynes	1960-65
2,457 Jamaal Charles	2008-16
2,456 Ed Podolak	1969-77
2,377 Priest Holmes	2001-07
<b>Most Receiving Yards, Running Back, Season</b>	
693 Jamaal Charles	2013
690 Priest Holmes	2003
672 Priest Holmes	2002
614 Priest Holmes	2001
590 Curtis McClinton	1965
<b>Most Receiving Yards, Running Back, Game</b>	
213 Curtis McClinton vs. Denver	Dec. 19, 1965
195 Jamaal Charles at Oakland	Dec. 15, 2013
149 Abner Haynes vs. San Diego	Oct. 20, 1963
130 Johnny Robinson vs. Buffalo	Dec. 18, 1960
129 Spencer Ware vs. San Diego	Sept. 11, 2016
127 Abner Haynes at N.Y. Titans	Dec. 3, 1961
<b>Most Games, 100 or More Receiving Yards, RB, Career</b>	
5 Abner Haynes	1960-65
5 Priest Holmes	2001-07
3 Johnny Robinson	1960-71
3 Paul Palmer	1987-88
2 Curtis McClinton	1962-69
2 Larry Johnson	2003-09
2 Jamaal Charles	2008-16
<b>Most Games, 100 or More Receiving Yards, RB, Season</b>	
3 Paul Palmer	1988
2 Johnny Robinson	1960

2 Abner Haynes	1964
2 Priest Holmes	2001
<b>Most Receiving Yards, Tight End, Career (All 1,000+)</b>	
10,940 Tony Gonzalez	1997-08
6,069 Travis Kelce	2013-19
3,101 Fred Arbanas	1962-70
2,396 Walter White	1975-79
1,541 Jonathan Hayes	1985-93
1,046 Keith Cash	1992-96
1,009 Tony Moeaki	2010-12
<b>Most Receiving Yards, Tight End, Season</b>	
1,336 Travis Kelce	2018
1,258 Tony Gonzalez	2004
1,203 Tony Gonzalez	2000
1,172 Tony Gonzalez	2007
1,125 Travis Kelce	2016
1,058 Tony Gonzalez	2008
<b>Most Receiving Yards, Tight End, Game</b>	
168 Travis Kelce at Oakland	Dec. 2, 2018
160 Travis Kelce vs. Denver	Dec. 25, 2016
147 Tony Gonzalez at New England	Dec. 4, 2000
144 Tony Gonzalez at San Diego	Jan. 2, 2005
140 Tony Gonzalez vs. Miami	Sept. 29, 2002
140 Tony Gonzalez vs. San Diego	Dec. 2, 2007
140 Travis Kelce at Atlanta	Dec. 4, 2016
<b>Most Receiving Yards, Rookie, Season</b>	
995 Dwayne Bowe	2007
789 Chris Burford	1960
678 Sylvester Morris	2000
611 Johnny Robinson (RB)	1960
593 Tyreek Hill	2016
576 Abner Haynes (RB)	1960
<b>Highest Receiving Average, Career (200 receptions)</b>	
18.12 Carlos Carson (351-6,360)	1980-89
17.82 Otis Taylor (410-7,306)	1965-75
17.30 Derrick Alexander (213-3,685)	1998-01
16.82 Stephone Paige (377-6,341)	1983-91
16.29 Eddie Kennison (321-5,230)	2001-07
<b>Highest Receiving Average, Season (24 receptions)</b>	
22.36 Otis Taylor (58-1,297)	1966
21.93 Stephone Paige (43-943)	1985
21.83 Frank Pitts (30-655)	1968
<b>Highest Receiving Average, Game (3 receptions)</b>	
42.60 C. McClinton vs. Denver (5-213)	Dec. 19, 1965
40.00 J. Robinson vs. N.Y. Titans (3-120)	Oct. 2, 1960
39.67 Otis Taylor at Denver (3-119)	Dec. 14, 1968
<b>Most Receiving Touchdowns, Career</b>	
76 Tony Gonzalez	1997-08
57 Otis Taylor	1965-75
55 Chris Burford	1960-67
49 Stephone Paige	1983-91
44 Dwayne Bowe	2007-14
<b>Most Receiving Touchdowns, Season</b>	
15 Dwayne Bowe	2010
12 Chris Burford	1962
12 Tyreek Hill	2018
11 Otis Taylor	1967
11 Stephone Paige	1986
11 Tony Gonzalez	1999
10 Stephone Paige	1985
10 Derrick Alexander	2000
10 Tony Gonzalez	2003
10 Tony Gonzalez	2008
10 Travis Kelce	2018
<b>Most Receiving Touchdowns, Consecutive Seasons</b>	

21 Chris Burford (12, 9)	1962-63
21 Stephone Paige (10, 11)	1985-86
20 Tony Gonzalez (11, 9)	1999-00
20 Dwayne Bowe (15, 5)	2010-11
19 Otis Taylor (8, 11)	1966-67
19 Dwayne Bowe (4, 15)	2009-10
19 Tyreek Hill (7, 12)	2017-18
<b>Most Receiving Touchdowns, Rookie, Season</b>	
6 Fred Arbanas	1962
6 Stephone Paige	1983
6 Tyreek Hill	2016
5 Chris Burford	1960
5 Otis Taylor	1965
5 Bill Jones	1990
5 Tim Barnett	1991
5 Dwayne Bowe	2007
5 Mecole Hardman	2019
<b>Most Receiving Touchdowns, Game</b>	
4 Frank Jackson at San Diego	Dec. 13, 1964
4 Jamaal Charles at Oakland	Dec. 15, 2013
3 Chris Burford at Oakland	Sept. 23, 1962
3 Chris Burford at Boston	Sept. 25, 1966
3 Otis Taylor at Denver	Dec. 17, 1967
3 Otis Taylor at N.Y. Jets	Nov. 16, 1969
3 Sylvester Morris vs. San Diego	Sept. 17, 2000
3 Tony Gonzalez vs. Miami	Sept. 29, 2002
3 Dwayne Bowe at Seattle	Nov. 28, 2010
3 Tyreek Hill at New England	Oct. 14, 2018
3 Sammy Watkins at Jacksonville	Sept. 8, 2019
<b>Most Consecutive Games, Touchdown Receptions</b>	
7 Dwayne Bowe	Oct. 17, 2010 - Nov. 28, 2010
5 Chris Burford	Sept. 8, 1962 - Oct. 12, 1962
5 Otis Taylor	Oct. 23, 1966 - Nov. 20, 1966
4 Curtis McClinton	Sept. 11, 1966 - Oct. 2, 1966
4 Willie Frazier	Sept. 17, 1972 - Oct. 8, 1972
4 Otis Taylor	Sept. 25, 1972 - Oct. 15, 1972
4 Tony Gonzalez	Sept. 24, 2000 - Oct. 22, 2000
4 Tony Gonzalez	Dec. 7, 2008 - Dec. 28, 2008
<b>Highest TD Catch Percentage, Season (20 recs.)</b>	
40.0 Marc Boerigter (20 recs., 8 TDs)	2002
33.3 Chris Burford (45 recs., 12 TDs)	1962
27.3 Gloster Richardson (22 recs., 6 TDs)	1968
25.0 Fred Arbanas (20 recs., 5 TDs)	1967
23.5 Fred Arbanas (34 recs., 8 TDs)	1964
<b>Most 20+ Yard Receptions, Career</b>	
130 Tony Gonzalez	1997-08
101 Dwayne Bowe	2007-14
86 Travis Kelce	2013-19
81 Eddie Kennison	2001-07
64 Derrick Alexander	1998-01
53 Willie Davis	1991-95
<b>Most 20+ Yard Receptions, Season</b>	
27 Tyreek Hill	2018
24 Derrick Alexander	2000
20 Derrick Alexander	1998
19 Tony Gonzalez	2004
19 Dwayne Bowe	2010
19 Dwayne Bowe	2011
19 Travis Kelce	2017
18 Eddie Kennison	2004
18 Travis Kelce	2018
<b>Most 20+ Yard Receptions, Game</b>	
5 Derrick Alexander at San Diego	Nov. 22, 1998
5 Tyreek Hill at Los Angeles Chargers	Sept. 9, 2018

5 Tyreek Hill at Los Angeles Rams	Nov. 19, 2018
4 Derrick Alexander vs. St. Louis	Oct. 22, 2000
4 Eddie Kennison vs. Jacksonville	Dec. 31, 2006
4 Dwayne Bowe at Denver	Nov. 14, 2010
4 Travis Kelce at Oakland	Dec. 2, 2018
4 Sammy Watkins at Jacksonville	Sept. 8, 2019
4 Demarcus Robinson at Oakland	Sept. 15, 2019
3 42 times; Last, Tyreek Hill vs. Minnesota	Nov. 3, 2019

## Total Yards From Scrimmage

### Most Attempts From Scrimmage, Career

1,617 Jamaal Charles (1,332 rush, 285 rec.)	2008-16
1,572 Priest Holmes (1,321 rush, 251 rec.)	2001-07
1,526 Larry Johnson (1,375 rush, 151 rec.)	2003-09
1,445 Ed Podolak (1,157 rush, 288 rec.)	1969-77
1,288 Christian Okoye (1,246 rush, 42 rec.)	1987-92
1,073 Marcus Allen (932 rush, 141 rec.)	1993-97

### Most Attempts From Scrimmage, Season

457 Larry Johnson (416 rush, 41 rec.)	2006
394 Priest Holmes (320 rush, 74 rec.)	2003
389 Priest Holmes (327 rush, 62 rec.)	2001
383 Priest Holmes (313 rush, 70 rec.)	2002
372 Christian Okoye (370 rush, 2 rec.)	1989

### Most Attempts From Scrimmage, Game

41 (39 rush, 2 rec.) L. Johnson vs. Seattle	Oct. 29, 2006
39 (33 rush, 6 rec.) J. Charles at New Orleans	Sept. 23, 2012
38 (38 rush, 0 rec.) C. Okoye at Green Bay	Dec. 10, 1989
38 (33 rush, 5 rec.) L. Johnson vs. JAX	Dec. 31, 2006
37 (37 rush, 0 rec.) C. Okoye vs. Seattle	Nov. 5, 1989
37 (36 rush, 1 rec.) L. Johnson at Houston	Nov. 20, 2005

### Most Yards From Scrimmage, Career

10,954 Tony Gonzalez (14 rush, 10,940 rec.)	1997-08
9,717 Jamaal Charles (7,260 rush, 2,457 rec.)	2008-16
8,447 Priest Holmes (6,070 rush, 2,377 rec.)	2001-07
7,467 Otis Taylor (161 rush, 7,306 rec.)	1965-75
7,384 Larry Johnson (6,015 rush, 1,369 rec.)	2003-09

### Most Yards From Scrimmage, Season

2,287 Priest Holmes (1,615 rush, 672 rec.)	2002
2,199 Larry Johnson (1,789 rush, 410 rec.)	2006
2,169 Priest Holmes (1,555 rush, 614 rec.)	2001
2,110 Priest Holmes (1,420 rush, 690 rec.)	2003
2,093 Larry Johnson (1,750 rush, 343 rec.)	2005

### Most Yards From Scrimmage, Game

309 Stephone Paige vs. San Diego (0 rush, 309 rec.)	Dec. 22, 1985
307 Priest Holmes at Seattle (197 rush, 110 rec.)	Nov. 24, 2002
288 Jamaal Charles at New Orleans (233 rush, 55 rec.)	Sept. 23, 2012
277 Priest Holmes at Oakland (168 rush, 109 rec.)	Dec. 9, 2001
262 Jamaal Charles at Denver (259 rush, 3 rec.)	Jan. 3, 2009

### Yards Per Touch Average, RB, Career (350 touches)

6.60 Abner Haynes (993-6,553)	1960-64
6.57 Jamaal Charles (1,668-10,963)	2008-16
5.89 Kimble Anders (864-5,890)	1991-00
5.53 Curtis McClinton (916-5,069)	1962-69
5.48 Tony Reed (651-3,566)	1977-80

### Yards Per Touch Average, RB, Season (200 touches)

7.0 Jamaal Charles (275-1,935)	2010
--------------------------------	------

6.9 Abner Haynes (211-1,451)	1960
6.6 Abner Haynes (213-1,399)	1961
6.2 Abner Haynes (260-1,622)	1962
6.2 Jamaal Charles (230-1,417)	2009

## Combined Yardage

### Most Combined Attempts, Career (All 1,000+)

1,668 Jamaal Charles	2008-16
1,572 Priest Holmes	2001-07
1,569 Ed Podolak	1969-77
1,526 Larry Johnson	2003-09
1,289 Christian Okoye	1987-92
1,114 Abner Haynes	1960-65

### Most Combined Attempts, Season (All 300+)

457 Larry Johnson	2006
394 Priest Holmes	2003
389 Priest Holmes	2001
383 Priest Holmes	2002
372 Christian Okoye	1989
329 Jamaal Charles	2013
325 Kareem Hunt	2017
320 Jamaal Charles	2012

### Most Combined Attempts, Game

41 Larry Johnson vs. Seattle	Oct. 29, 2006
39 Jamaal Charles at New Orleans	Sept. 23, 2012
38 Christian Okoye at Green Bay	Dec. 10, 1989
38 Larry Johnson vs. Jacksonville	Dec. 31, 2006
37 Christian Okoye vs. Seattle	Nov. 5, 1989
37 L. Johnson at Houston	Nov. 20, 2005
36 Abner Haynes at Denver	Oct. 30, 1960
36 Derrick Blaylock at New Orleans	Nov. 14, 2004
36 L. Johnson vs. New England	Nov. 27, 2005
36 L. Johnson vs. San Diego	Dec. 24, 2005

### Most Combined Yards, Career (All 7,500+)

12,356 Dante Hall	2000-06
10,963 Tony Gonzalez	1997-08
10,963 Jamaal Charles	2008-16
8,447 Abner Haynes	1960-65
8,447 Priest Holmes	2001-07
8,343 Ed Podolak	1969-77
7,677 Carlos Carson	1980-89

### Most Combined Yards, Season

2,446 Dante Hall	2003
2,342 Jamaal Charles	2009
2,287 Priest Holmes	2002
2,236 Dante Hall	2004
2,283 Dante Hall	2005

### Most Combined Yards, Game

309 Stephone Paige vs. San Diego	Dec. 22, 1985
307 Priest Holmes at Seattle	Nov. 24, 2002
296 Dante Hall at Denver	Dec. 7, 2003
290 Noland Smith at San Diego	Oct. 15, 1967
288 Jamaal Charles at New Orleans	Sept. 23, 2012

## Punting

### Most Seasons Leading League

*4 Jerrel Wilson	1965, '68, '72-73
*NFL RECORD	

1 Bob Grupp	1979
1 Jim Arnold	1984

### Most Punts, Career

1,113 Dustin Colquitt	2005-19
1,018 Jerrel Wilson	1963-77
421 Louie Aguiar	1994-98

284 Jim Arnold	1983-85
272 Bryan Barker	1990-93
<b>Most Punts, Season</b>	
101 Daniel Pope	1999
99 Lewis Colbert	1986
98 Jim Arnold	1984
96 Dustin Colquitt	2009
95 Dustin Colquitt	2007
<b>Most Punts, Game</b>	
11 Bob Grupp vs. Baltimore	Sept. 2, 1979
11 Jim Arnold at San Francisco	Nov. 17, 1985
11 Kelly Goodburn vs. Cleveland	Nov. 19, 1989
11 Louie Aguiar vs. San Diego	Nov. 13, 1994
11 Dustin Colquitt at Chicago	Dec. 4, 2011
10 Jerrel Wilson at N.Y. Jets	Sept. 18, 1965
10 Jerrel Wilson vs. Denver	Oct. 6, 1974
10 Kelly Goodburn at N.Y. Jets	Oct. 2, 1988
10 Todd Sauerbrun at San Diego	Nov. 26, 2000
10 Dustin Colquitt at N.Y. Jets	Dec. 30, 2007
10 Dustin Colquitt at Jacksonville	Sept. 8, 2013
<b>Longest Punt (All 70+)</b>	
81 Dustin Colquitt vs. San Diego	Dec. 2, 2007
77 Dustin Colquitt at Denver	Dec. 31, 2017
76 Dan Stryzinski vs. Oakland	Sept. 9, 2001
74 Bob Grupp vs. San Diego	Nov. 4, 1979
73 Dustin Colquitt vs. Oakland	Sept. 14, 2008
72 Jerrel Wilson at San Diego	Sept. 29, 1963
72 Dustin Colquitt at Oakland	Dec. 23, 2006
72 Dustin Colquitt at St. Louis	Dec. 19, 2010
71 Dustin Colquitt at Oakland	Dec. 16, 2012
70 Jerrel Wilson at Denver	Oct. 11, 1964
70 Jerrel Wilson vs. Buffalo	Oct. 18, 1964
70 Jerrel Wilson vs. Houston	Nov. 28, 1968
70 Dustin Colquitt at Jacksonville	Nov. 8, 2009
<b>Most Punting Yards, Career</b>	
49,904 Dustin Colquitt	2005-19
44,218 Jerrel Wilson	1963-77
17,930 Louie Aguiar	1994-98
11,934 Jim Arnold	1983-85
11,267 Bryan Barker	1990-93
<b>Most Punting Yards, Season</b>	
4,397 Jim Arnold	1984
4,361 Dustin Colquitt	2009
4,322 Dustin Colquitt	2007
4,218 Daniel Pope	1999
4,084 Dustin Colquitt	2011
<b>Highest Punting Average, Career (200 punts)</b>	
44.84 Dustin Colquitt (1,113-49,904)	2005-19
43.44 Jerrel Wilson (1,018-44,218)	1963-77
42.59 Louie Aguiar (421-17,930)	1994-98
42.02 Jim Arnold (284-11,934)	1983-85
<b>Highest Punting Average, Season (50 punts)</b>	
46.83 Dustin Colquitt (83-3,887)	2012
46.03 Dustin Colquitt (87-4,005)	2013
45.89 Dustin Colquitt (89-4,084)	2011
45.70 Dustin Colquitt (65-2,971)	2015
45.53 Jerrel Wilson (80-3,642)	1973
45.49 Dustin Colquitt (95-4,322)	2007
<b>Highest Punting Average, Game (4 punts)</b>	
57.20 Dustin Colquitt vs. San Diego (5-286)	Oct. 31, 2011
56.40 Jerrel Wilson vs. Boston (5-282)	Oct. 11, 1970
55.60 Louie Aguiar at Arizona (5-278)	Oct. 1, 1995
54.75 Jerrel Wilson vs. Boston (4-129)	Oct. 3, 1965
<b>Highest Net Punting Average, Career (200 Punts)</b>	
39.78 Dustin Colquitt	2005-19

35.48 Louie Aguiar	1994-98
35.42 Jerrel Wilson	1963-77
35.13 Bob Grupp	1979-81
34.82 Bryan Barker	1990-93
<b>Highest Net Punting Average, Season (50 Punts)</b>	
41.11 Dustin Colquitt	2017
40.84 Dustin Colquitt	2015
40.78 Dustin Colquitt	2009
40.78 Dustin Colquitt	2012
40.66 Dustin Colquitt	2016
<b>Highest Net Punting Average, Game (4 Punts)</b>	
52.50 Dustin Colquitt vs. Denver	Sept. 15, 2015
52.20 Dustin Colquitt at L.A. Chargers	Sept. 9, 2018
52.00 Dustin Colquitt at Indianapolis	Oct. 10, 2010
51.86 Dustin Colquitt at Oakland	Dec. 16, 2012
51.25 Dustin Colquitt vs. San Diego	Sept. 30, 2012
48.80 Dustin Colquitt at Miami	Sept. 21, 2014
<b>Most Consecutive Punts, None Blocked</b>	
455 Dustin Colquitt	2013-19
377 Louie Aguiar	1994-98
256 Jerrel Wilson	1968-71
233 Jim Arnold	1983-85
<b>Punts Had Blocked, Career</b>	
12 Jerrel Wilson	1963-77
4 Dustin Colquitt	2005-19
2 Bob Grupp	1979-81
2 Jim Arnold	1983-85
2 Bryan Barker	1990-93
2 Daniel Pope	1999
<b>Punts Had Blocked, Season</b>	
2 Jerrel Wilson	1974
2 Jim Arnold	1985
2 Daniel Pope	1999
<b>Punts Had Blocked, Game</b>	
2 Jim Arnold vs. Denver	Oct. 27, 1985
<b>Most Punts Inside the 20, Career</b>	
459 Dustin Colquitt	2005-19
117 Louie Aguiar	1994-98
62 Bryan Barker	1990-93
58 Jim Arnold	1983-85
54 Kelly Goodburn	1987-90
<b>Most Punts Inside the 20, Season</b>	
45 Dustin Colquitt	2012
41 Dustin Colquitt	2009
38 Dustin Colquitt	2016
37 Dustin Colquitt	2015
35 Dustin Colquitt	2013

## Punt Returns

<b>Most Punt Returns, Career</b>	
220 J.T. Smith	1979-84
188 Dante Hall	2000-06
181 Tamarick Vanover	1995-99
105 Javier Arenas	2010-12
86 Ed Podolak	1969-77
85 Tyreek Hill	2016-19
<b>Most Punt Returns, Season</b>	
58 J.T. Smith	1979
58 Dexter McCluster	2013
51 Tamarick Vanover	1995
51 Tamarick Vanover	1999
50 J.T. Smith	1981
<b>Most Punt Returns, Game</b>	
8 Ed Podolak vs. San Diego	Nov. 10, 1974
8 De'Anthony Thomas vs. Oakland	Dec. 14, 2014

7 J.T. Smith vs. Baltimore	Sept. 2, 1979
7 J.T. Smith vs. N.Y. Giants	Oct. 21, 1979
7 Tamarick Vanover vs. Detroit	Sept. 26, 1999
7 Tamarick Vanover at Denver	Dec. 5, 1999
7 Eddie Drummond at Oakland	Oct. 21, 2007
7 Dexter McCluster at Jacksonville	Sept. 8, 2013
7 Dexter McCluster at Washington	Dec. 8, 2013
<b>Most Seasons Leading League</b>	
2 J.T. Smith	1979-80
<b>Most Punt Return Yards, Career</b>	
2,322 J.T. Smith	1979-84
1,930 Tamarick Vanover	1995-99
1,882 Dante Hall	2000-06
1,029 Javier Arenas	2010-12
1,009 Tyreek Hill	2016-19
959 Dexter McCluster	2010-13
<b>Most Punt Return Yards, Season</b>	
686 Dexter McCluster	2013
640 Tamarick Vanover	1999
612 J.T. Smith	1979
592 Tyreek Hill	2016
581 J.T. Smith	1980
<b>Most Punt Return Yards, Game</b>	
177 Dexter McCluster at Washington	Dec. 8, 2013
156 De'Anthony Thomas vs. Oakland	Dec. 14, 2014
141 J.T. Smith vs. Oakland	Sept. 23, 1979
130 Tamarick Vanover vs. New Orleans	Dec. 21, 1997
128 Dante Hall vs. Arizona	Dec. 1, 2002
<b>Longest Punt Return (All TDs)</b>	
95 Tyreek Hill at San Diego	Jan. 1, 2017
94 Dexter McCluster vs. San Diego	Sept. 13, 2010
93 Dante Hall vs. Denver	Oct. 5, 2003
91 Tyreek Hill at L.A. Chargers	Sept. 9, 2018
90 Dante Hall vs. Arizona	Dec. 1, 2002
89 Dexter McCluster vs. N.Y. Giants	Sept. 29, 2013
<b>Most Seasons Leading League</b>	
1 Abner Haynes	1960
1 Noland Smith	1968
1 Ed Podolak	1970
1 J.T. Smith	1980
1 Dante Hall	2003
1 Tyreek Hill	2016
<b>Highest Punt Return Average, Career (50 returns)</b>	
12.14 Dexter McCluster (79-959)	2010-13
11.87 Tyreek Hill (85-1,009)	2016-19
11.11 Noland Smith (53-589)	1967-69
10.87 Abner Haynes (54-587)	1960-64
10.66 Tamarick Vanover (181-1,930)	1995-99
10.60 J.T. Smith (216-2,289)	1978-84
<b>Highest Punt Return Average, Season (12 returns)</b>	
16.28 Dante Hall (29-472)	2003
15.54 Dexter McCluster (13-202)	2010
15.36 Abner Haynes (14-215)	1960
15.18 Tyreek Hill (39-592)	2016
15.00 Noland Smith (18-270)	1968
<b>Highest Punt Return Average, Game (3 returns)</b>	
35.00 D. Hall vs. Denver (3-105)	Oct. 5, 2003
33.33 D. McCluster vs. San Diego (3-100)	Sept. 13, 2010
28.67 M. Garrett at Buffalo (3-86)	Sept. 11, 1966
28.67 N. Smith vs. N.Y. Jets (3-86)	Sept. 15, 1968
28.25 D. McCluster vs. N.Y. Giants (4-113)	Sept. 29, 2013
<b>Most Punt Return Touchdowns, Career</b>	
5 Dante Hall	2000-06
4 J.T. Smith	1979-84
4 Tamarick Vanover	1995-99

4 Tyreek Hill 2016-19

#### Most Punt Return Touchdowns, Season

2 J.T. Smith	1979
2 J.T. Smith	1980
2 Dale Carter	1992
2 Tamarick Vanover	1999
2 Dante Hall	2002
2 Dante Hall	2003
2 Dexter McCluster	2013
2 Tyreek Hill	2016

#### Most Punt Return Touchdowns, Game

1 28 times	
Last; Tyreek Hill at L.A. Chargers	Sept. 9, 2018

## Kickoff Returns

#### Most Kickoff Returns, Career

360 Dante Hall	2000-06
212 Tamarick Vanover	1995-99
84 Dave Grayson	1961-64
72 Knile Davis	2013-16
68 Noland Smith	1967-69

#### Most Kickoff Returns, Season

68 Dante Hall	2004
65 Dante Hall	2005
57 Dante Hall	2002
57 Dante Hall	2003
53 Dante Hall	2006

#### Most Kickoff Returns, Game

9 Noland Smith vs. Oakland	Nov. 23, 1967
9 Paul Palmer at Seattle	Sept. 20, 1987

#### Most Kickoff Return Yards, Career

8,644 Dante Hall	2000-06
5,099 Tamarick Vanover	1995-99
2,231 Dave Grayson	1961-64
1,942 Knile Davis	2013-16
1,822 Noland Smith	1967-69
1,326 Abner Haynes	1960-64

#### Most Kickoff Return Yards, Season

1,718 Dante Hall	2004
1,560 Dante Hall	2005
1,478 Dante Hall	2003
1,354 Dante Hall	2002
1,308 Tamarick Vanover	1997

#### Most Kickoff Return Yards, Game (All 200+)

251 Jon Vaughn at Miami	Dec. 12, 1994
244 Noland Smith at San Diego	Oct. 15, 1967
234 Dante Hall vs. Philadelphia	Oct. 2, 2005
233 Dante Hall vs. San Diego	Nov. 28, 2004
221 Paul Palmer at Seattle	Sept. 20, 1987
206 Noland Smith vs. Oakland	Nov. 23, 1967

#### Longest Kickoff Return (All TDs)

108 Knile Davis vs. Denver	Dec. 1, 2013
106 Noland Smith at Denver	Dec. 17, 1967
100 Dante Hall vs. Pittsburgh	Sept. 14, 2003
99 Dave Grayson at Denver	Sept. 7, 1963
99 Tamarick Vanover at Seattle	Sept. 3, 1995
99 Knile Davis vs. St. Louis	Oct. 26, 2014
97 Boyce Green at Pittsburgh	Dec. 21, 1986
97 Tamarick Vanover at Denver	Oct. 27, 1996
97 Dante Hall at Baltimore	Sept. 28, 2003
97 Dante Hall vs. Denver	Dec. 19, 2004
97 Jamaal Charles vs. Pittsburgh	Nov. 22, 2009

#### Most Seasons Leading League

1 Dave Grayson	1961
----------------	------

#### Highest Kickoff Return Average, Career (50 returns)

26.97 Knile Davis (72-1,942)	2013-16
26.79 Noland Smith (68-1,822)	1967-69
26.56 Dave Grayson (84-2,231)	1961-64
25.17 Abner Haynes (52-1,309)	1960-64
24.43 Jamaal Charles (51-1,246)	2008-16
24.05 Tamarick Vanover (212-5,099)	1995-99
<b>Highest Kickoff Return Average, Season (15 returns)</b>	
30.06 Quintin Demps (33-992)	2013
28.31 Dave Grayson (16-453)	1961
28.30 Larry Marshall (23-651)	1972
29.71 Dave Grayson (18-535)	1962
<b>Highest Kickoff Return Average, Game (3 returns)</b>	
48.67 Dante Hall vs. Pittsburgh (3-146)	Sept. 14, 2003
45.00 Tremon Smith at New England (4-180)	Oct. 14, 2018
44.67 Dante Hall vs. St. Louis (3-134)	Dec. 8, 2002
44.33 Paul Palmer vs. Seattle (3-133)	Dec. 27, 1987
40.67 Noland Smith at San Diego (6-244)	Oct. 15, 1967
40.33 L. Williams vs. Cincinnati (3-121)	Nov. 21, 1976
40.33 Dante Hall at Baltimore (3-121)	Sept. 28, 2003
<b>Most Kickoff Return Touchdowns, Career</b>	
6 Dante Hall	2000-06
4 Tamarick Vanover	1995-99
2 Paul Palmer	1987-88
2 Knile Davis	2013-16
<b>Most Kickoff Return Touchdowns, Season</b>	
2 Paul Palmer	1987
2 Tamarick Vanover	1995
2 Dante Hall	2003
2 Dante Hall	2004
<b>Most Kickoff Return Touchdowns, Game</b>	
1 23 times	
Last; Tyreek Hill at Denver	Nov. 27, 2016

## Fumbles

<b>Most Opponents Fumbles Forced, Career</b>	
45 Derrick Thomas	1989-99
33 Tamba Hali	2006-17
29 Neil Smith	1988-96
23 Derrick Johnson	2005-17
14 Justin Houston	2011-18
13 Kevin Ross	1984-93, '97
13 Jared Allen	2004-07
<b>Most Opponents Fumbles Forced, Season</b>	
8 Derrick Thomas	1992
7 Jared Allen	2005
7 Dee Ford	2018
6 Derrick Thomas	1990
6 Derrick Thomas	1994
6 Tamba Hali	2006
<b>Most Fumbles Forced, Rookie, Season</b>	
6 Tamba Hali	2006
4 Kevin Ross	1984
4 Tim Cofield	1986

## Interceptions

<b>Most Seasons, Leading League</b>	
2 Johnny Robinson	1966, '70
2 Emmitt Thomas	1969, '74
<b>Most Interceptions By, Career</b>	
58 Emmitt Thomas	1966-78
57 Johnny Robinson	1960-71
50 Deron Cherry	1981-91
39 Gary Barbaro	1976-82
38 Albert Lewis	1983-93

### Most Interceptions By, Season

12 Emmitt Thomas	1974
10 Johnny Robinson	1966
10 Bobby Hunt	1966
10 Johnny Robinson	1970
10 Gary Barbaro	1980
9 Emmitt Thomas	1969
9 Deron Cherry	1986

### Most Interceptions By, Rookie, Season

8 Marcus Peters	2015
8 Bobby Hunt	1962
7 Dale Carter	1992
6 Kevin Ross	1984
4 Bobby Ply	1962
4 Emmitt Thomas	1967
4 Lloyd Burruss	1981
4 Albert Lewis	1983
4 Eric Berry	2010

3 12 players

### Most Interceptions By, Game

*4 Bobby Ply vs. San Diego	Dec. 16, 1962
4 Bobby Hunt vs. Houston	Oct. 4, 1964
4 Deron Cherry vs. Seattle	Sept. 29, 1985
3 Bobby Ply vs. Denver	Dec. 9, 1962
3 Johnny Robinson at Baltimore	Sept. 28, 1970
3 Albert Lewis vs. Atlanta	Dec. 8, 1985
3 Lloyd Burruss vs. San Diego	Oct. 19, 1986
3 Albert Lewis vs. Atlanta	Sept. 1, 1991
3 Greg Wesley vs. Miami	Sept. 29, 2002
3 Greg Wesley vs. New England	Nov. 27, 2005

\*NFL RECORD

### Most Consecutive Games, Passes Intercepted By

6 Eric Harris	1980
---------------	------

### Most Interception Return Yards, Career

938 Emmitt Thomas (58 INTs)	1966-78
771 Gary Barbaro (39 INTs)	1975-82
741 Johnny Robinson (57 INTs)	1960-71
688 Deron Cherry (50 INTs)	1981-91
674 Bobby Hunt (37 INTs)	1962-67

### Most Interception Return Yards, Season

280 Marcus Peters (8 INTs)	2015
274 Mark McMillian (8 INTs)	1997
228 Bobby Hunt (6 INTs)	1963
214 Emmitt Thomas (12 INTs)	1974
193 Lloyd Burruss (5 INTs)	1986
175 Derrick Johnson (3 INTs)	2009

### Most Interception Return Yards Gained, Game

121 Lloyd Burruss vs. San Diego (3 INTs)	Oct. 19, 1986
118 Brandon Flowers at N.Y. Jets (2 INTs)	Oct. 26, 2008
108 Bobby Ply vs. San Diego (4 INTs)	Dec. 16, 1962
105 Derrick Johnson vs. Denver (2 INTs)	Jan. 3, 2010
102 Gary Barbaro vs. Seattle (1 INT)	Dec. 11, 1977

### Longest Interception Return

102 Gary Barbaro vs. Seattle	Dec. 11, 1977
100 Tim Collier at Oakland	Dec. 18, 1977
100 Sean Smith at Buffalo	Nov. 3, 2013
99 Dave Grayson vs. N.Y. Titans	Dec. 17, 1961
99 Kevin Ross at San Diego	Sept. 6, 1992

### Most Interception Return Touchdowns, Career

6 Bobby Bell	1963-74
5 Emmitt Thomas	1966-78
5 Jim Kearney	1967-75
5 Eric Berry	2010-17
4 Lloyd Burruss	1981-91
4 Derrick Johnson	2005-17

**Most Interception Return Touchdowns, Season**

*4 Jim Kearney	1972
3 Lloyd Burruss	1986
3 Mark McMillian	1997
2 Sherrill Headrick	1961
2 Emmitt Thomas	1974
2 Charles Mincy	1992
2 Jerome Woods	1993
2 Derrick Johnson	2009
2 Eric Berry	2013
2 Marcus Peters	2015
2 Eric Berry	2016

\*NFL RECORD

**Most Interception Return Touchdowns, Game**

*2 Jim Kearney at Denver	Oct. 1, 1972
2 Lloyd Burruss vs. San Diego	Oct. 19, 1986
2 Derrick Johnson at Denver	Jan. 3, 2010

\*NFL RECORD

## Sacks

**Most Sacks, Career (All 50.0+)**

126.5 Derrick Thomas	1989-99
89.5 Tamba Hali	2006-17
85.5 Neil Smith	1988-96
78.5 Justin Houston	2011-18
73.0 Art Still	1978-87
51.0 Mike Bell	1979-85, '87-91

**Most Sacks, Season**

22.0 Justin Houston	2014
20.0 Derrick Thomas	1990
15.5 Jared Allen	2007
15.5 Chris Jones	2018
15.0 Neil Smith	1993
14.5 Art Still	1980
14.5 Art Still	1984
14.5 Neil Smith	1992
14.5 Derrick Thomas	1992
14.5 Tamba Hali	2010

**Most Sacks, Consecutive Seasons**

33.5 Derrick Thomas (20.0, 13.5)	1990-91
33.0 Justin Houston (11.0, 22.0)	2013-14
30.0 Derrick Thomas (10.0, 20.0)	1989-90
29.5 Neil Smith (14.5, 15.0)	1992-93
29.5 Justin Houston (22.0, 7.5)	2014-15
28.0 Derrick Thomas (13.5, 14.5)	1991-92
26.5 Neil Smith (15.0, 11.5)	1993-94
26.5 Tamba Hali (14.5, 12.0)	2010-11

**Most Sacks, Rookie, Season**

10.0 Derrick Thomas	1989
9.0 Jared Allen	2004
8.0 Tamba Hali	2006
6.5 Art Still	1978
5.5 Sylvester Hicks	1978
5.5 Mike Bell	1979
5.5 Justin Houston	2011

**Most Sacks, Game**

*7.0 Derrick Thomas vs. Seattle	Nov. 11, 1990
6.0 Derrick Thomas vs. Oakland	Sept. 6, 1998
4.5 Justin Houston at Philadelphia	Sept. 19, 2013
4.0 Wilbur Young at San Diego	Oct. 19, 1975
4.0 Art Still at Oakland	Oct. 5, 1980
4.0 Derrick Thomas vs. Buffalo	Oct. 7, 1991
4.0 Derrick Thomas vs. San Diego	Nov. 8, 1992
4.0 Neil Smith vs. L.A. Raiders	Oct. 3, 1993

4.0 Justin Houston vs. San Diego Dec. 28, 2014

\*NFL RECORD

**Most Sack Yards, Career**

699.0 Derrick Thomas	1989-99
591.5 Tamba Hali	2006-17
506.5 Neil Smith	1988-96
452.0 Justin Houston	2011-18
293.0 Eric Hicks	1998-06

**Most Sack Yards, Season**

127.0 Neil Smith	1993
122.0 Chris Jones	2018
114.5 Neil Smith	1992
113.0 Derrick Thomas	1992
111.0 Jared Allen	2007
109.0 Derrick Thomas	1996

**Most Sack Yards, Game**

36.0 Derrick Thomas vs. San Diego	Nov. 8, 1992
36.0 Derrick Thomas vs. Oakland	Sept. 6, 1998
35.0 Neil Smith vs. Los Angeles	Oct. 3, 1993
34.0 Vonnie Holliday vs. San Diego	Sept. 7, 2003
33.0 Darren Mickell vs. Denver	Dec. 17, 1995

## Tackles

**Most Tackles, Career**

1,262 Derrick Johnson	2005-17
999 Gary Spani	1978-86
992 Art Still	1978-87
927 Deron Cherry	1981-91
876 Donnie Edwards	1996-01, 2007-08
827 Kevin Ross	1984-93, '97

**Most Tackles, Season**

179 Derrick Johnson	2011
162 Mike Maslowski	2002
157 Gary Spani	1979
153 Gary Spani	1981
151 Deron Cherry	1988
151 Donnie Edwards	1998, 2000
151 Scott Fujita	2003

**Most Tackles, Rookie, Season**

144 Gary Spani	1978
140 Dino Hackett	1986
126 Eric Berry	2010
120 Art Still	1978
101 Greg Wesley	2000

**Most Tackles, Consecutive Seasons**

326 Derrick Johnson (147, 179)	2010-11
306 Gary Spani (157, 149)	1979-80
304 Derrick Johnson (179, 125)	2011-12
302 Gary Spani (149, 153)	1980-81
301 Gary Spani (144, 157)	1978-79

## Special Team Tackles

**Most Special Teams Tackles, Career**

148 Gary Stills	1999-05
147 Greg Manusky	1994-99
97 Danan Hughes	1993-98
96 Tony Richardson	1995-05
94 Louis Cooper	1985-90

**Most Special Teams Tackles, Season**

34 Gary Stills	2002
29 Gary Stills	2003
29 Rich Scanlon	2005
28 Ken Jolly	1984
27 Albert Lewis	1983
27 Todd McNair	1990



27 Bennie Thompson	1992
27 Greg Manusky	1999
<b>Most Special Teams Tackles, Consecutive Seasons</b>	
63 Gary Stills	2002-03
54 Gary Stills	2003-04
52 Gary Stills	2001-02
51 Greg Manusky	1996-97
50 Greg Manusky	1998-99
50 Gary Stills	2004-05

## Blocked Kicks

<b>Most Opponents Punts Blocked, Career</b>	
10 Albert Lewis	1983-93
3 Bernard Pollard	2006-08
2 Ed Beckman	1977-84

2 Gary Green	1977-83
2 Sherrill Headrick	1960-67
2 Bernard Pollard	2006
1 D.J. Alexander	2015
<b>Most Opponents Punts Blocked, Season</b>	
4 Albert Lewis	1990
3 Albert Lewis	1986
2 Sherrill Headrick	1963
2 Bernard Pollard	2006
<b>Most Opponents Punts Blocked, Game</b>	
2 Sherrill Headrick vs. Denver	Dec. 8, 1963
<b>Longest Return of Blocked Field Goal</b>	
78 (TD) Lloyd Burruss at Pittsburgh	Dec. 21, 1986
65 (TD) Kevin Ross at Cincinnati	Dec. 6, 1987

## Games Won

### Most Consecutive Games Won

11	2015-16
9	2003, 2013, 2017-18
7	1968-69, 1969, 1995, 1997-98, 2016-17
6	1968, 1997
5	1961-62, 1966-67, 1971, 1984-85, 2014, 2016, 2018-19

### Most Consecutive Games Won, Single Season

10	2015
9	2003, 2013
7	1969, 1995
6	1968, 1997
5	1968, 1971, 2014, 2016, 2017, 2018

### Most Consecutive Games Won, Start of Season

9	2003, 2013
5	2017, 2018
4	1996, 2018, 2019
3	1962, 1966, 1994, 1995, 2010

### Most Consecutive Games Won, End of Season

10	2015
6	1997
5	1968
4	2017, 2018
3	1960, 1963, 1966, 1967, 1971, 1972, 1984, 1986

### Most Consecutive Home Games Won

13	2002-03
11	1994-96, 1997-98
10	1968-69, 2015-16
9	1970-71, 2017-18

### Most Consecutive Road Games Won

9	1966-67, 2016-17
6	1967-68
5	1968-69, 1971-72

## Games Lost

### Most Consecutive Games Lost

12	2007-08
9	1987, 2008-09
8	1975-76, 2012
7	1985, 2008

### Most Consecutive Games Lost, Start of Season

5	1977, 2009
4	1976, 1980
3	1975, 2004, 2008, 2011

### Most Consecutive Games Lost, End of Season

9	2007
6	1977
4	1975, 2008, 2012

### Most Consecutive Home Games Lost

10	2008-09
8	1974-75
7	1975-76, 2011-12
6	1977-78, 2007-08

### Most Consecutive Road Games Lost

9	2007-08
8	1978-79, 1985-86
6	1988, 2008-09, 2012

## Scoring

### Most Points, Season (All 400+)

565	2018
484	2003
483	2004

467 2002

448 1966

430 2013

415 2017

408 1967

405 2015

403 2005

### Highest Scoring Average, Season

35.3 (565 in 16 games)	2018
32.0 (448 in 14 games)	1966
30.3 (484 in 16 games)	2003
30.2 (483 in 16 games)	2004
29.2 (467 in 16 games)	2002
29.1 (408 in 14 games)	1967

### Most Points, Consecutive Seasons

971 (415, 565)	2017-18
967 (484, 483)	2003-04
951 (467, 484)	2002-03
886 (483, 403)	2004-05
856 (448, 408)	1966-67
804 (389, 415)	2016-17

### Fewest Points, Season

176	1982 (9 games)
211	2012
212	2011
225	1977
226	2007

### Lowest Scoring Average, Season

13.2 (211 in 16 games)	2012
13.3 (212 in 16 games)	2011
14.1 (226 in 16 games)	2007
14.9 (238 in 16 games)	1979
15.2 (243 in 16 games)	1978
15.9 (254 in 16 games)	1988

### Largest Scoring Differential, Season

201 (371 - 170)	1968
182 (359 - 177)	1969
176 (448 - 276)	1966
156 (369 - 233)	1962
154 (408 - 254)	1967

### Most 40-Point Games, Season

5	2003, 2018
4	1966, 2002, 2004
3	1961, 1962, 1963, 1964, 1967
2	1965, 1968, 1983, 2000, 2010, 2013, 2017

### Most 30-Point Games, Season

12	2018
8	1966, 2002, 2004
7	1999, 2003
6	1960, 1967, 2010
5	1962, 1965, 1968, 1983, 1994, 2005, 2006, 2015, 2016, 2017, 2019

### Most Points Scored, Game

59 at Denver	Sept. 7, 1963
56 at Denver	Oct. 23, 1966
56 vs. Atlanta	Oct. 24, 2004
56 at Oakland	Dec. 15, 2013
54 vs. St. Louis	Oct. 22, 2000
52 4 times; Last vs. Denver	Oct. 29, 1967

### Largest Margin of Victory, Game

52 Kansas City (59) at Denver (7)	Sept. 7, 1963
49 Kansas City (49) vs. Arizona (0)	Dec. 1, 2002
48 Kansas City (48) vs. N.Y. Jets (0)	Dec. 22, 1963
46 Kansas City (56) vs. Denver (10)	Oct. 16, 1966
46 Kansas City (56) vs. Atlanta (10)	Oct. 24, 2004

**Most Points, Both Teams, Game**

105 KC (51) at LAR (54)	Nov. 19, 2018
99 KC (48) at Seattle (51)	Nov. 27, 1983 (OT)
88 KC (49) vs. Denver (39)	Nov. 1, 1964
88 KC (54) vs. St. Louis (34)	Oct. 22, 2000

**Fewest Points, Both Teams, Game**

3 KC (0) at Tampa Bay (3)	Dec. 16, 1979
9 KC (3) vs. Cleveland (6)	Sept. 4, 1988
10 KC (7) at Denver (3)	Jan. 1, 2012
12 KC (6) vs. St. Louis (6)	Nov. 22, 1970
12 KC (3) at Miami (9)	Oct. 20, 1974

**Most Points Shutout Victory, Game**

49 vs. Arizona	Dec. 1, 2002
48 vs. N.Y. Jets	Dec. 22, 1963
41 vs. Miami	Oct. 8, 1967
41 vs. San Francisco	Oct. 1, 2006
34 vs. Boston	Dec. 11, 1960
34 vs. Houston	Nov. 26, 1989
34 vs. Cleveland	Sept. 30, 1990
34 vs. San Diego	Oct. 31, 1999

**Fewest Points, Shutout Victory, Game**

14 vs. Baltimore	Sept. 2, 1979
16 vs. Denver	Dec. 6, 1970
17 vs. L.A. Chargers	Sept. 25, 1960

**Largest Fourth-Quarter Comebacks**

Opponent	Deficit	Final	Date
17 at Green Bay	14-31	40-34 (OT)	Oct. 12, 2003
17 vs. San Diego	10-27	33-27 (OT)	Sept. 11, 2016
14 at N.Y. Jets	3-17	17-17 (OT)	Oct. 2, 1988
14 vs. N.Y. Giants	3-17	20-17 (OT)	Sept. 10, 1995
14 at Oakland	20-34	37-34	Nov. 28, 1999
14 at Carolina	3-17	20-17	Nov. 13, 2016

**Largest Second-Half Comebacks**

Opponent	Deficit	Final	Date
21 vs. San Diego	3-24	33-27 (OT)	Sept. 11, 2016
18 at New Orleans	6-24	27-24	Sept. 23, 2012
17 at Buffalo	10-27	27-27	Sept. 22, 1963
17 at Oakland	0-17	28-17	Oct. 25, 1981
17 at Green Bay	14-31	40-34 (OT)	Oct. 12, 2003
16 at San Diego	0-16	24-23	Nov. 2, 1986
14 at N.Y. Jets	3-17	17-17 (OT)	Oct. 2, 1988
14 vs. San Diego	0-14	20-17 (OT)	Dec. 8, 1991
14 vs. N.Y. Giants	3-17	20-17 (OT)	Sept. 10, 1995
14 at Oakland	13-27	28-27	Sept. 8, 1997
14 at Oakland	20-34	37-34	Nov. 28, 1999
14 at Carolina	3-17	20-17	Nov. 13, 2016

**Most Consecutive Games Scoring**

179 1963-76
139 1994-2002
109 2012-19
91 1987-92
84 2003-08

**Most Points, Two Consecutive Games**

104 (56, 48)	Oct. 23, 1966 - Oct. 30, 1966
101 (45, 56)	Dec. 8, 2013 - Dec. 15, 2013

**Most First-Half Points, Game**

42 vs. Denver	Oct. 29, 1967
38 at Miami	Sept. 28, 1968
38 at Washington	Dec. 8, 2013
35 vs. Arizona	Dec. 1, 2002
35 vs. St. Louis	Dec. 8, 2002
35 vs. Atlanta	Oct. 24, 2004
35 at Oakland	Dec. 15, 2013
35 vs. San Francisco	Sept. 23, 2018

**Most First-Quarter Points, Season**

158 1966
147 2018
124 2013
113 2004
112 2003
103 1962

**Most First-Quarter Points, Game**

24 at Miami	Sept. 28, 1968
21 13 times, last at Pittsburgh	Sept. 16, 2018

**Most Second-Quarter Points, Season**

153 2003
150 2018
149 1997
143 1967
137 1989, 2004, 2010
136 2005

**Most Second-Quarter Points, Game**

28 vs. Denver	Oct. 29, 1967
28 vs. Pittsburgh	Oct. 18, 1971
28 vs. Denver	Dec. 7, 1980
28 vs. San Diego	Dec. 22, 1985
28 at Washington	Sept. 30, 2001
28 at Oakland	Sept. 15, 2019
24 vs. Houston	Oct. 30, 1966
24 vs. Indianapolis	Oct. 31, 2004

**Most Second-Half Points, Game**

35 at Denver	Oct. 23, 1966
35 at Denver	Dec. 1, 1972
35 at Tennessee	Dec. 13, 2004
34 at Denver	Jan. 3, 2010
31 at Denver	Sept. 7, 1963
31 at New England	Oct. 14, 2018
30 vs. Cleveland	Dec. 14, 1975

**Most Third-Quarter Points, Season**

134 2018
109 1963
106 1964
105 1998
94 1966
93 1999, 2004

**Most Third-Quarter Points, Game**

22 vs. New York Jets	Nov. 5, 1967
22 vs. Buffalo	Oct. 18, 1969
22 vs. Oakland	Nov. 26, 1961
21 at Buffalo	Nov. 6, 1960
21 at Denver	Sept. 7, 1963
21 at Denver	Oct. 1, 1972
21 vs. Oakland	Oct. 3, 1977

**Most Fourth-Quarter Points, Season**

168 2002
140 2004
131 2003, 2018
129 1962
127 1960

**Most Fourth-Quarter Points, Game**

23 at Buffalo	Nov. 2, 1969
23 at Cleveland	Sept. 8, 2002
22 at N.Y. Titans	Nov. 24, 1960
21 at New England	Sept. 7, 2017
20 at Green Bay	Oct. 12, 2003

**Most Touchdowns, Season**

71 2018
63 2003
62 2004
57 2002



55	1966
52	2013
<b>Most Touchdowns, Consecutive Seasons</b>	
125 (63, 62)	2003-04
120 (57, 63)	2002-03
113 (42, 71)	2017-18
108 (62, 46)	2004-05
104 (55, 49)	1966-67
96 (50, 46)	1962-63
<b>Fewest Touchdowns, Season</b>	
17	1982 (9 games)
18	2012
20	2011
23	1973
24	1988, 2007
<b>Most Touchdowns, Game</b>	
8 at Denver	Sept. 7, 1963
8 at Denver	Oct. 23, 1966
8 vs. Atlanta	Oct. 24, 2004
8 at Oakland	Dec. 15, 2013
7 12 times; Last at Tennessee	Dec. 13, 2004
<b>Most Touchdowns, Both Teams, Game</b>	
13 Kansas City (7) at Seattle (6)	Nov. 27, 1983 (OT)
13 Kansas City (8) at Oakland (5)	Dec. 15, 2013
12 Kansas City (7) vs. Denver (5)	Nov. 1, 1964
12 Kansas City (7) vs. St. Louis (5)	Oct. 22, 2000
12 Kansas City (7) at Tennessee (5)	Dec. 13, 2004
<b>Most Consecutive Games Scoring Touchdowns</b>	
96	1963-70
64	1997-01
52	1960-63
35	1994-96
33	1976-78
<b>Most Offensive Touchdowns, Season</b>	
66	2018
58	2004
56	2003
53	2002
50	1962, 1966
46	1964
<b>Fewest Offensive Touchdowns, Season</b>	
13	1982 (9 games)
17	2012
18	2011
21	1973, 1974
23	2007
24	1970, 1977, 1987, 1988
25	1979
<b>Most Return Touchdowns, Season</b>	
11	1992, 1999, 2013
8	2016
7	1995, 1997, 2003
<b>Most Defensive Touchdowns, Season</b>	
9	1999
8	1992
6	2013, 2015
5	1972, 1974, 1977
4	1960, 1967, 1981, 1986, 1995, 1997, 2016, 2018
<b>Fewest Defensive Touchdowns, Season</b>	
0	1962, 1976, 1978, 1988, 2006, 2012
1	1961, 1975, 1976, 1989, 1998, 2001, 2002, 2007
<b>Most Defensive Touchdowns, Game</b>	
3 vs. Denver	Dec. 27, 1992
2 15 times, last at Baltimore	Dec. 20, 2015
<b>Most Interception Return TDs, Season</b>	

6	1992
5	1972, 1974, 1999, 2013
4	1960, 1986, 1997, 2015, 2016
<b>Most Fumble Return TDs, Season</b>	
4	1999
3	1997, 1980, 1981, 2017
2	1989, 1991, 1992, 1993, 1995, 2013
<b>Most Special Teams Touchdowns, Season</b>	
5	1986, 1987, 2013
4	1995, 2003, 2016
3	1969, 1992, 2002, 2009
<b>Most Special Teams Touchdowns, Game</b>	
3 at Pittsburgh	Dec. 21, 1986
2 vs. Cleveland	Sept. 30, 1990
2 vs. St. Louis	Dec. 8, 2002
2 at Washington	Dec. 8, 2013
<b>Most Points After Touchdown, Season</b>	
65	2018
58	2003, 2004
54	2002
52	2013
48	1966
47	1962
<b>Fewest Points After Touchdown, Season</b>	
17	1982 (9 games), 2012
20	2011
21	1973, 2007
23	1988
<b>Most Points After Touchdown, Game</b>	
8 at Denver	Sept. 8, 1963
8 at Denver	Oct. 23, 1966
8 vs. Atlanta	Oct. 24, 2004
8 at Oakland	Dec. 15, 2013
<b>Most Two-Point Attempts, Season</b>	
6	2001
5	1997
4	1961, 1994, 2008, 2015
3	1964, 1965, 1966, 1967, 1995, 2002, 2003, 2007
<b>Most Two-Point Conversions, Season</b>	
3	1961, 1965, 1994, 2001
2	1966, 1967, 1997, 2015, 2016
1	11 times, Last; 2018
<b>Most Two-Point Attempts, Game</b>	
2 vs. Buffalo	Oct. 18, 1964
2 at Houston	Oct. 24, 1965
2 at St. Louis	Oct. 26, 1997
2 at Denver	Nov. 14, 2010
2 at Greer Bay	Sept. 28, 2015
2 at Oakland	Nov. 20, 2015
<b>Most Two-Point Conversions, Game</b>	
2 at Houston	Oct. 24, 1965
2 at St. Louis	Oct. 26, 1997
<b>Most Field Goals Attempted, Season</b>	
45	2017
44	1971
42	1970
40	1968
<b>Fewest Field Goals Attempted, Season</b>	
17	1964
18	1977
20	2003
22	1979, 2008
<b>Most Field Goals Attempted, Game</b>	
7 vs. Buffalo	Dec. 19, 1971
7 vs. Cincinnati	Oct. 4, 2015
6 8 times; Last at New Orleans	Sept. 23, 2012

**Most Field Goals Attempted, Both Teams, Game**

10 Kansas City (7) vs. Buffalo (3)	Dec. 19, 1971
10 Kansas City (5) at San Diego (5)	Oct. 29, 1972
10 Kansas City (6) vs. Denver (4)	Dec. 16, 2001
10 Kansas City (5) vs. Denver (5)	Sept. 28, 2008

**Most Field Goals Made, Season**

41 2017
34 1990
31 2016
30 1968, 1970, 2015
28 2012
27 1969, 1988, 1997, 1998, 2001, 2005

**Fewest Field Goals Made, Season**

7 1961
8 1963, 1964
12 1979

**Most Field Goals Made, Game**

7 at Cincinnati	Oct. 4, 2015
6 at New Orleans	Sept. 23, 2012
5 at Buffalo	Nov. 2, 1969
5 vs. Buffalo	Dec. 7, 1969
5 vs. Buffalo	Dec. 19, 1971
5 vs. L.A. Raiders	Sept. 12, 1985
5 vs. Cincinnati	Nov. 13, 1988
5 at Chicago	Dec. 29, 1990
5 vs. Denver	Sept. 20, 1993
5 vs. Minnesota	Oct. 2, 2011
5 at Houston	Oct. 8, 2017
5 vs. Denver	Oct. 30, 2017
5 vs. Miami	Dec. 24, 2017

**Most Field Goals Made, Both Teams, Game**

*9 Kansas City (4) at San Diego (5)	Sept. 29, 1996
-------------------------------------	----------------

\*NFL RECORD

8 Kansas City (5) vs. Buffalo (3)	Dec. 19, 1971
8 Kansas City (4) vs. Denver (4)	Sept. 28, 2008
7 Kansas City (5) vs. Buffalo (2)	Dec. 7, 1969
7 Kansas City (4) vs. Denver (3)	Dec. 16, 2001
7 Kansas City (3) at Indianapolis (4)	Oct. 10, 2010
7 Kansas City (6) at New Orleans (1)	Sept. 23, 2012
7 Kansas City (7) at Cincinnati (0)	Oct. 4, 2015
7 Kansas City (5) vs. Denver (2)	Oct. 30, 2017
7 Kansas City (5) vs. Miami (2)	Dec. 24, 2017

**Most Consecutive Games Scoring Field Goals**

18 2001-02
16 2017-18
15 2005
14 1970
11 1968-69, 1971-72, 1985-86
10 1980-81, 2013

**Most Safeties, Season**

3 1988, 1997
--------------

**Most Safeties, Game**

1 21 times; Last at Denver	Nov. 27, 2016
----------------------------	---------------

## First Downs

**Most First Downs, Season**

*398 2004
384 2018
348 2003
347 2005
343 2002
324 2001

\*NFL RECORD

**Fewest First Downs, Season**

163 1982 (9 games)
--------------------

183 1970

208 1973

**Most First Downs, Game (All 30+)**

36 vs. Atlanta	Oct. 24, 2004
33 vs. Indianapolis	Oct. 31, 2004
33 vs. Cincinnati	Oct. 21, 2018
32 at Houston	Oct. 24, 1965
32 at Seattle	Nov. 24, 2002
32 vs. Oakland	Dec. 25, 2004
31 at Oakland	Nov. 5, 2000
31 vs. San Francisco	Sept. 23, 2018
30 vs. Cleveland	Nov. 9, 2003
30 at L.A. Raiders	Dec. 22, 1991
30 vs. Seattle	Oct. 29, 2006
30 at Denver	Nov. 14, 2010
30 vs. Baltimore	Dec. 9, 2018

**Fewest First Downs, Game**

4 at Tampa Bay	Dec. 16, 1979
5 at San Diego	Dec. 12, 2010
7 at Boston	Oct. 23, 1964
7 at Oakland	Dec. 12, 1970
7 at Denver	Dec. 9, 2007
7 at Oakland	Dec. 16, 2012
8 12 times; Last at Denver	Dec. 30, 2012

**Most First Downs, Both Teams, Game**

64 KC (32) at Seattle (32)	Nov. 24, 2002
62 KC (31) at Oakland (31)	Nov. 5, 2000
59 KC (26) at Seattle (33)	Nov. 27, 1983 (OT)
58 KC (24) at Denver (34)	Nov. 18, 1974

**Fewest First Downs, Both Teams, Games**

15 Kansas City (7) vs. Denver (8)	Dec. 6, 1970
18 Kansas City (7) at Boston (11)	Oct. 23, 1964

**Most Rushing First Downs, Season**

160 1978, 1981
140 2002
138 2004, 2005
130 1980
129 1969, 1997, 2010

**Fewest Rushing First Downs, Season**

66 2007
71 1982 (9 games)
79 1985
83 1970, 1983, 1986
84 2000

**Most Rushing First Downs, Game**

21 vs. Atlanta	Oct. 24, 2004
20 vs. Houston	Oct. 1, 1961
18 vs. Oakland	Oct. 20, 1968
18 vs. Seattle	Nov. 22, 1981
18 at Detroit	Nov. 28, 1996
16 8 times; Last vs. Buffalo	Oct. 7, 1991

**Fewest Rushing First Downs, Game**

*0 at Cincinnati	Nov. 24, 1974
0 vs. Pittsburgh	Nov. 10, 1985
0 at L.A. Raiders	Dec. 6, 1992
0 at Denver	Oct. 27, 1996
0 at Arizona	Oct. 8, 2006
0 vs. Jacksonville	Oct. 7, 2007
0 at Oakland	Dec. 16, 2012
1 12 times; Last vs. Pittsburgh	Oct. 15, 2017

\*NFL RECORD

**Most Passing First Downs, Season**

239 2018
228 2004
211 1994



208	1983
207	2000
201	2003

**Fewest Passing First Downs, Season**

79	1982 (9 games)
86	1970
89	1968
91	1979
93	1973

**Most Passing First Downs, Game (All 20+)**

26	vs. Oakland	Dec. 25, 2004
24	at Denver	Nov. 14, 2010
23	at Oakland	Nov. 5, 2000
21	at Dallas	Nov. 20, 1983
21	at Denver	Oct. 17, 1994
21	at Denver	Dec. 7, 2003
21	at Houston	Oct. 8, 2017
21	at Los Angeles Rams	Nov. 19, 2018
20	vs. Indianapolis	Oct. 31, 2004
20	at Tennessee	Nov. 10, 2019

**Fewest Passing First Downs, Game**

1	vs. Oakland	Oct. 20, 1968
1	vs. Houston	Sept. 10, 1978
1	at Tampa Bay	Dec. 16, 1979
2	5 times; Last at Denver	Dec. 30, 2012

**Most Penalty First Downs, Season**

37	2018
34	2013
33	1996, 1998
32	2004, 2015
30	2000
29	1966, 1978, 1984, 1986, 2017

**Fewest Penalty First Downs, Season**

4	1969
8	1965
9	1973
10	1999
11	1968, 1972

**Most Penalty First Downs, Game**

9	vs. L.A. Raiders	Oct. 3, 1993
7	vs. L.A. Raiders	Sept. 17, 1989
7	vs. Seattle	Oct. 17, 1996
7	vs. San Francisco	Sept. 23, 2018
6	at Tennessee	Dec. 13, 2004
6	at Oakland	Nov. 7, 2010
5	10 times; Last at Detroit	Sept. 29, 2019

**Fewest Penalty First Downs, Game**

0	Many times; Last, at New York Jets	Dec. 3, 2017
---	------------------------------------	--------------

## Net Yards Passing and Rushing

**Most Net Yards, Season**

6,810	2018
6,695	2004
6,401	2018
6,192	2005
6,007	2017
6,000	2002
5,910	2003

**Most Net Yards, Consecutive Seasons**

12,887 (6,695, 6,192)	2004-05
12,817 (6,007, 6,810)	2017-18
12,605 (5,910, 6,695)	2003-04
11,910 (6,000, 5,910)	2002-03

11,673 (5,673, 6,000)	2001-02
11,495 (5,488, 6,007)	2016-17

**Fewest Net Yards, Season**

2,498	1982 (9 games)
3,536	1973
3,577	1970
3,828	1974
3,936	1977

**Most Net Yards, Game (All 500+)**

614	at Denver	Oct. 23, 1966
590	vs. Indianapolis	Oct. 31, 2004
566	vs. Detroit	Oct. 14, 1990
552	at Seattle	Nov. 24, 2002
551	vs. Buffalo	Sept. 30, 1962
551	vs. Cincinnati	Oct. 21, 2018
546	at Washington	Sept. 30, 2001
546	at Los Angeles Rams	Nov. 19, 2018
542	at Houston	Oct. 24, 1965
540	vs. Atlanta	Oct. 24, 2004
537	at San Diego	Dec. 11, 1983
537	vs. Cincinnati	Jan. 1, 2006
537	at New England	Sept. 7, 2017
530	at Tennessee	Nov. 10, 2019
524	at Denver	Jan. 3, 2010
521	vs. Detroit	Dec. 14, 2003
520	vs. Denver	Nov. 1, 1964
513	at Oakland	Nov. 5, 2000
512	vs. Seattle	Dec. 27, 1987
510	vs. Houston	Nov. 28, 1965
510	at New Orleans	Sept. 23, 2012
508	at Cincinnati	Sept. 28, 1969
507	vs. Indianapolis	Dec. 23, 2012
506	vs. San Diego	Oct. 14, 1984
504	at New Orleans	Sept. 8, 1985
504	at N.Y. Jets	Oct. 6, 2002
503	at Seattle	Nov. 28, 2010
502	at Buffalo	Oct. 3, 1976
500	at Oakland	Dec. 5, 2004

**Fewest Net Yards, Game**

62	vs. Oakland	Nov. 8, 1963
67	at San Diego	Dec. 12, 2010
80	at Tampa Bay	Dec. 16, 1979
104	at Buffalo	Oct. 29, 1973
106	at Oakland	Dec. 8, 1973

**Most Net Yards, Both Teams, Game**

1,095	KC (590) vs. Indianapolis (505)	Oct. 31, 2004
1,086	KC (552) at Seattle (534)	Nov. 24, 2002
1,036	KC (524) at Denver (512)	Jan. 3, 2010
1,013	KC (537) at San Diego (476)	Dec. 11, 1983
1,001	KC (546) at L.A. Rams (455)	Nov. 19, 2018
986	KC (513) at Oakland (473)	Nov. 5, 2000

**Fewest Net Yards, Both Teams, Game**

323	KC (178) at N.Y. Jets (145)	Nov. 7, 1971
335	KC (244) vs. Houston (91)	Oct. 12, 1969
338	KC (62) vs. Oakland (276)	Nov. 8, 1963

**Most Games, 400 or More Net Yards, Season**

11	2018
9	2004
7	2005, 2010, 2017
6	1994, 2000, 2002
5	1969, 2001, 2003, 2019
4	1960, 1961, 1962, 1976, 1983, 1997, 2016
3	1964, 1965, 1966, 1967, 1974, 1981, 1989, 1990, 1991, 2009, 2011, 2012



**Most Consecutive Games, 400 or More Net Yards**

5	2004
4	1976, 2005, 2018, 2019
3	1974, 2000, 2010, 2018

**Most Games, 300 or More Net Yards, Season**

15	2004, 2018
14	2005
13	2002, 2017
12	1989, 1995, 1999, 2003, 2010, 2013, 2015
11	1966, 1983, 1991, 1996, 2016
10	1964, 1968, 1981, 1984, 1993, 1994, 2000, 2001, 2014, 2019

**Most Consecutive Games, 300 or More Net Yards**

18	2017-18
16	2004-05
13	2001-02
11	2005
10	1966-67, 1989, 2003
8	2010, 2018-19
7	1981, 1991

**Most Plays, Season**

1,098	1994
1,089	2004
1,074	1983
1,063	2010
1,059	1995
1,059	2005

**Fewest Plays, Season**

573	1982 (9 games)
712	2017
775	1970
831	1968
833	1965
836	1971

**Most Plays, Game**

92	at New Orleans	Sept. 23, 2012
91	at Cincinnati	Sept. 3, 1978
86	vs. N.Y. Giants	Nov. 3, 1974
86	vs. Seattle	Sept. 28, 1997
85	at Jacksonville	Nov. 9, 1997
84	vs. Denver	Oct. 24, 1976
84	at San Diego	Nov. 12, 1978

**Fewest Plays, Game**

38	at Oakland	Dec. 12, 1970
38	at Tampa Bay	Dec. 16, 1979
41	at San Diego	Oct. 7, 1962
41	at San Diego	Dec. 12, 2010
42	at Oakland	Dec. 8, 1973
44	at Detroit	Nov. 25, 1971
44	at New England	Oct. 11, 1998
44	at Baltimore	Sept. 13, 2009

**Rushing****Most Rushing Attempts, Season**

663	1978
610	1981
569	1979
559	1989
556	2010
552	1980

**Most Rushing Attempts, Consecutive Seasons**

1,232 (663, 569)	1978-79
1,162 (552, 610)	1980-81
1,121 (569, 552)	1979-80
1,089 (456, 663)	1977-78

1,063 (559, 504)	1989-90
------------------	---------

**Fewest Rushing Attempts, Season**

269	1982 (9 games)
379	2008
383	2000, 2007
387	1983, 2018
400	1963

**Most Rushing Attempts, Game**

69	at Cincinnati	Sept. 3, 1978
60	vs. Oakland	Oct. 20, 1968
57	vs. Seattle	Nov. 5, 1989

**Fewest Rushing Attempts, Game**

9	at Oakland	Nov. 5, 2000
10	vs. Jacksonville	Oct. 7, 2007
10	at Oakland	Dec. 16, 2012
11	at New England	Oct. 11, 1998
11	at New York Jets	Dec. 3, 2017
12	at Oakland	Dec. 8, 1973
12	at Denver	Oct. 27, 1996
13	vs. Buffalo	Nov. 23, 2008
14	at San Diego	Sept. 29, 1963
14	vs. Pittsburgh	Nov. 10, 1985
14	at L.A. Raiders	Dec. 6, 1992
14	at Jacksonville	Nov. 8, 2009
14	vs. Indianapolis	Oct. 6, 2019

**Most Rushing Attempts, Both Teams, Game**

102	KC (52) at San Diego (50)	Nov. 12, 1978 (OT)
100	KC (41) vs. Denver (59)	Sept. 24, 1978

**Fewest Rushing Attempts, Both Teams, Game**

37	KC (21) vs. Houston (16)	Dec. 16, 1990
40	KC (17) at Buffalo (23)	Dec. 12, 1965

**Most Games, 40 or More Rushing Attempts, Season**

9	1978
8	1973, 1981
7	1968
6	1962, 1969, 1989
5	1976, 1979, 1980, 1997, 2010

**Most Games, 30 or More Rushing Attempts, Season**

14	1978
13	1981
12	1971, 1975, 1980
11	1969, 1989, 1990, 2005, 2006
10	1968, 1972, 1973, 1974, 1979, 1995, 1999, 2010

**Most Consecutive Games, 40 or More Rushing Attempts**

4	1968, 1978
3	1962, 1973, 1996

**Most Consecutive Games, 30 or More Rushing Attempts**

15	1980-81
8	1975, 1977-78
7	1972, 1978, 1978-79
6	1970, 1980, 1989, 1999

**Most Rushing Yards, Season**

2,986	1978
2,633	1981
2,627	2010
2,407	1962
2,395	2012

**Most Rushing Yards, Home, Season**

1,488	1981
1,468	1962
1,463	2010
1,436	1978
1,390	1961

**Most Rushing Yards Per Game, Season**



213.3 (2,986 in 16 games)	1978
171.9 (2,407 in 14 games)	1962
164.6 (2,633 in 16 games)	1981
164.2 (2,627 in 16 games)	2010
162.4 (2,274 in 14 games)	1966
<b>Most Rushing Yards Per Game, Home, Season</b>	
209.7 (1,468 in 7 games)	1962
198.6 (1,390 in 7 games)	1961
186.0 (1,488 in 8 games)	1981
182.9 (1,463 in 8 games)	2010
179.5 (1,436 in 8 games)	1978
<b>Most Rushing Yards, Consecutive Seasons</b>	
5,302 (2,986, 2,316)	1978-79
4,829 (1,843, 2,986)	1977-78
4,671 (2,289, 2,382)	2004-05
4,590 (2,183, 2,407)	1961-62
<b>Fewest Rushing Yards, Season</b>	
943	1982 (9 games)
1,248	2007
1,254	1983
1,351	2017
1,465	2000
1,468	1986
<b>Fewest Rushing Yards Per Game, Season</b>	
78.0 (1,248 in 16 games)	2007
78.4 (1,254 in 16 games)	1983
91.6 (1,465 in 16 games)	2000
91.8 (1,468 in 16 games)	1986
92.9 (1,486 in 16 games)	1985
<b>Most Rushing Yards, Game (All 300+)</b>	
398 vs. Houston	Oct. 1, 1961
380 at Denver	Oct. 23, 1966
352 vs. Indianapolis	Dec. 23, 2012
320 vs. Buffalo	Sept. 30, 1962
317 at Denver	Jan. 3, 2010
313 vs. Cincinnati	Oct. 26, 1969
310 vs. Detroit	Oct. 14, 1990
302 at Houston	Oct. 24, 1965
<b>Fewest Rushing Yards, Game</b>	
0 vs. Denver	Dec. 19, 1965
10 vs. Jacksonville	Oct. 7, 2007
10 at Oakland	Dec. 16, 2012
14 at New England	Oct. 11, 1998
16 at Denver	Dec. 9, 2007
17 at Boston	Nov. 18, 1960
17 at L.A. Raiders	Dec. 6, 1992
<b>Most Games, 200 or More Rushing Yards</b>	
8	1978
6	2010
5	1962
4	1968, 1979, 1981, 2002
3	1961, 1967, 1991, 2001, 2004, 2012
2	1960, 1963, 1965, 1966, 1969, 1970, 1975,
2	1989, 1996, 1997, 2005, 2006
<b>Most Rushing Yards, Both Teams, Game</b>	
519 Kansas City (168) vs. Cleveland (351)	Dec. 20, 2009
502 Texans (398) vs. Houston (104)	Oct. 1, 1961
502 Texans (284) vs. Oakland (218)	Nov. 26, 1961
479 Kansas City (251) vs. Detroit (228)	Nov. 23, 1975
<b>Fewest Rushing Yards, Both Teams, Game</b>	
75 KC (20) at Houston (55)	Sept. 29, 1974
105 KC (27) vs. Boston (78)	Nov. 17, 1968
111 Dallas Texans (108) at SD (3)	Nov. 19, 1961
111 KC (48) at San Diego (63)	Oct. 13, 1985
<b>Most 10+ Yard Rushes, Season (Since 1990)</b>	

73	2002
72	2010
67	2005
64	2012
63	2001
<b>Most 10+ Yard Rushes, Game (Since 1990)</b>	
11	at Oakland Dec. 9, 2001 (10 Holmes, 1 Cloud)
10	at Seattle Nov. 24, 2002 (9 Holmes, 1 Morton)
10	vs. Buffalo Oct. 31, 2010 (7 Charles, 3 Jones)
9	vs. Detroit Oct. 14, 1990 (5 Word, 3 Okoye, 1 McNair)
9	vs. Denver Dec. 17, 2000 (5 Richardson, 2 Grbac, 1 Alexander, 1 Moreau)
9	vs. Atlanta Oct. 24, 2004 (6 Holmes, 3 Blaylock, 1 Hall)
9	vs. Indianapolis Oct. 31, 2004 (6 Holmes, 2 Morton, 1 Johnson)
9	vs. Indianapolis Dec. 23, 2012 (4 Charles, 4 Hillis, 1 McCluster)
<b>Highest Rushing Average, Season</b>	
5.18	1966
5.15	2002
5.03	1962
4.97	1961
4.91	2017
4.79	2012
<b>Lowest Rushing Average, Season</b>	
3.24	1983
3.26	2007
3.39	1980
3.40	1986
3.43	1992
<b>Most Rushing Touchdowns, Season</b>	
32	2003
31	2004
26	2002, 2005
24	1960
23	1961
<b>Most Rushing Touchdowns, Consecutive Seasons</b>	
*63 (32, 31)	2003-04
58 (26, 32)	2002-03
57 (31, 26)	2004-05
47 (24, 23)	1960-61
44 (23, 21)	1961-62
*NFL RECORD	
<b>Fewest Rushing Touchdowns, Season</b>	
3	1982 (9 games)
5	2011
6	1972, 2007
7	1987
8	1988, 2009
<b>Most Rushing Touchdowns, Game</b>	
*8	vs. Atlanta Oct. 24, 2004
5	at Denver Oct. 23, 1966
4	14 times; Last vs. Detroit Nov. 1, 2015
*NFL RECORD	
<b>Most Rushing Touchdowns, Both Teams, Game</b>	
8	Kansas City (8) vs. Atlanta (0) Oct. 24, 2004
7	Texans (4) vs. Boston (3) Sept. 8, 1962
7	Kansas City (4) at Denver (3) Oct. 10, 1965



## Passing

### Highest Passer Rating, Season

113.8	2018
100.8	2017
97.1	1962
96.4	1968
95.4	2015
94.9	1990, 2004
93.5	2002

### Lowest Passer Rating, Season

52.7	1961
52.9	1977
54.0	1979
55.2	1974
59.3	1978

### Most Passes Attempted, Season

641	1983
615	1994
593	1984
583	2018
582	2000
563	2007

### Most Passes Attempted, Consecutive Seasons

1,234 (641, 593)	1983-84
1,146 (615, 531)	1994-95
1,126 (543, 583)	2017-18
1,110 (582, 528)	2000-01
1,105 (490, 615)	1993-94
1,104 (593, 511)	1984-85
1,104 (563, 541)	2007-08

### Fewest Passes Attempted, Season

264	1982 (9 games)
270	1968
289	1970
313	1973
322	1962

### Most Passes Attempted, Game

59 at Dallas	Nov. 20, 1983
55 at San Diego	Oct. 9, 1994
55 at Miami	Dec. 12, 1994
54 at Denver	Nov. 16, 1986
54 at Denver	Oct. 17, 1994
54 at San Diego	Sept. 29, 1996
54 vs. San Diego	Nov. 24, 1996

### Fewest Passes Attempted, Game

3 vs. Oakland	Oct. 20, 1968
6 at Oakland	Dec. 13, 1969
10 vs. Denver	Sept. 24, 1978

### Most Passes Attempted, Both Teams, Game

100 KC (46) vs. Tampa Bay (54)	Oct. 28, 1964
95 KC (54) at San Diego (41)	Sept. 29, 1996
95 KC (46) at L.A. Rams (49)	Nov. 19, 2018
90 KC (59) at Dallas (31)	Nov. 20, 1983
90 KC (41) at San Diego (49)	Dec. 11, 1983

### Fewest Passes Attempted, Both Teams, Game

26 KC (6) at Oakland (20)	Dec. 13, 1969
26 KC (13) at Tampa Bay (13)	Dec. 16, 1979
27 KC (14) vs. Houston (13)	Sept. 10, 1978

### Most Passes Completed, Season

385	2018
370	2004
369	1983
366	1994
365	2016

363 2017

### Most Passes Completed, Consecutive Seasons

748 (363, 385)	2017-18
728 (365, 363)	2016-17
709 (339, 370)	2003-04
687 (370, 317)	2004-05
675 (310, 365)	2015-16
674 (369, 305)	1983-84

### Fewest Passes Completed, Season

145	1982 (9 games)
154	1970
156	1968

### Most Passes Completed, Game

39 at Oakland	Nov. 5, 2000
37 at San Diego	Oct. 9, 1994
36 at Tennessee	Nov. 10, 2019
34 at Denver	Oct. 17, 1994
34 at Denver	Dec. 7, 2003
34 vs. San Diego	Sept. 11, 2016
33 at Dallas	Nov. 20, 1983
33 at Miami	Dec. 12, 1994
33 at San Diego	Jan. 2, 2005
33 at Detroit	Dec. 23, 2007
33 at Denver	Nov. 14, 2010
33 at Los Angeles Rams	Nov. 19, 2018

### Fewest Passes Completed, Game

2 vs. Oakland	Oct. 20, 1968
2 at Oakland	Dec. 13, 1969
5 7 times: Last at Seattle	Dec. 17, 1978

### Most Passes Completed, Both Teams, Game

64 Kansas City (33) at L.A. Rams (31)	Nov. 19, 2018
62 Kansas City (31) at San Diego (31)	Dec. 11, 1983
59 Kansas City (34) vs. San Diego (25)	Sept. 11, 2016
57 Kansas City (31) at San Diego (26)	Oct. 30, 2005
56 Kansas City (33) at Denver (23)	Nov. 14, 2010
55 Kansas City (23) vs. San Diego (32)	Oct. 14, 1984
55 Kansas City (26) vs. Tampa Bay (29)	Oct. 28, 1984

### Fewest Passes Completed, Both Teams, Game

11 Kansas City (10) vs. San Diego (1)	Sept. 20, 1998
12 Kansas City (7) at Tampa Bay (5)	Dec. 16, 1979
13 Kansas City (2) at Oakland (11)	Dec. 13, 1969
13 Kansas City (8) vs. Boston (5)	Oct. 11, 1970

### Most 20+ Yard Completions, Season (Since 1990)

76	2018
60	2004
59	2000
55	2003
54	2017
53	2001

### Most 20+ Yard Completions, Game (Since 1990)

9 vs. St. Louis	Oct. 22, 2000
(6 Grbac, 2 Moon, 1 Morris)	
9 at Denver (9 Cassel)	Nov. 14, 2010
9 at L.A. Rams (9 Mahomes)	Nov. 19, 2018
8 at Oakland (8 Mahomes)	Sept. 15, 2019
7 at L.A. Raiders (7 Krieg)	Dec. 6, 1992
7 at San Diego (7 Gannon)	Nov. 22, 1998
7 at Oakland (7 Grbac)	Nov. 5, 2000
7 at Arizona (7 Green)	Oct. 21, 2001
7 vs. Indianapolis (7 Green)	Oct. 31, 2004
7 at New York Jets (7 Smith)	Dec. 3, 2017
7 at Cleveland (7 Mahomes)	Nov. 4, 2018

### Most Net Passing Yards, Season

4,955	2018
4,406	2004

4,341	1983
4,149	2000
4,104	2017
3,981	2003
<b>Most Net Passing Yards, Consecutive Seasons</b>	
9,059 (4,104, 4,955)	2017-18
8,387 (3,981, 4,406)	2003-04
8,216 (4,406, 3,810)	2004-05
7,909 (4,341, 3,568)	1983-84
7,844 (3,740, 4,104)	2016-17
7,814 (4,149, 3,665)	2000-01
<b>Fewest Passing Yards, Season</b>	
1,555	1982 (9 games)
1,660	1979
1,719	1970
<b>Most Gross Passing Yards, Game (All 400+)</b>	
504 at Oakland	Nov. 5, 2000
478 at L.A. Rams	Nov. 19, 2018
469 at Denver	Nov. 14, 2010
446 at Tennessee	Nov. 10, 2019
443 at Oakland	Sept. 15, 2019
435 vs. Denver	Nov. 1, 1964
433 at Tennessee	Nov. 10, 2019
432 at Dallas	Nov. 20, 1983
412 vs. Denver	Dec. 19, 1965
411 at San Diego	Dec. 11, 1983
400 at Green Bay	Oct. 12, 2003
<b>Most Net Passing Yards, Game</b>	
474 at Oakland	Nov. 5, 2000
448 at L.A. Rams	Nov. 19, 2018
433 at Denver	Nov. 14, 2010
433 at Oakland	Sept. 15, 2019
406 at San Diego	Dec. 11, 1983
400 at Green Bay	Oct. 12, 2003
395 at New Orleans	Sept. 8, 1985
<b>Fewest Gross Passing Yards, Game</b>	
16 vs. Oakland	Oct. 20, 1968
39 vs. Houston	Nov. 15, 1981
42 at Seattle	Sept. 30, 1979
44 at Denver	Oct. 8, 1961
46 at Tampa Bay	Dec. 16, 1979
<b>Fewest Net Passing Yards, Game</b>	
-22 vs. Oakland	Nov. 8, 1963
15 at Seattle	Sept. 30, 1979
16 vs. Oakland	Oct. 20, 1968
18 at Denver	Oct. 4, 1970
19 at San Diego	Dec. 12, 2010
<b>Most Net Passing Yards, Both Teams, Game</b>	
859 Kansas City (387) vs. Indianapolis (472)	Oct. 31, 2004
827 Kansas City (448) at L.A. Rams (379)	Nov. 19, 2018
782 Kansas City (406) at San Diego (376)	Dec. 11, 1983
764 Kansas City (322) at Pittsburgh (442)	Sept. 16, 2018
748 Kansas City (331) at Oakland (417)	Oct. 19, 2017
732 Kansas City (433) at Denver (299)	Nov. 14, 2010
716 Kansas City (474) at Oakland (242)	Nov. 5, 2000
698 Kansas City (229) at Oakland (469)	Nov. 3, 1968
<b>Fewest Passing Yards, Both Teams, Game</b>	
67 Kansas City (22) at Tampa Bay (45)	Dec. 16, 1979
81 Kansas City (34) vs. Houston (47)	Sept. 10, 1978
<b>Most Individual 100-Yard Receiving Games, Season</b>	
14	2000, 2004
11	1964, 2018
9	2017
8	1966, 1983

7	1987, 2003, 2006, 2007, 2016
<b>Most Consecutive Individual 100-Yard Receiving Games, Season</b>	
7	2000
6	2004
4	1964, 2016, 2018
3	1966, 1984, 1992, 1994, 2005, 2007, 2010
2	1961, 1962, 1963, 1965, 1968, 1969, 1980, 1982, 1983, 1985, 1987, 1988, 1989, 1998, 1999, 2001, 2006, 2007, 2008, 2011, 2017 (3 times), 2018, 2019
<b>Most Times Sacked, Season</b>	
57	1980
55	2007
53	1975
<b>Fewest Times Sacked, Season</b>	
19	1994
21	1978, 1991, 1995, 2003
22	1990
<b>Most Times Sacked, Game</b>	
10 vs. Baltimore	Nov. 2, 1980
9 vs. San Diego	Dec. 2, 2007
8 at Pittsburgh	Dec. 5, 1982
8 vs. L.A. Raiders	Dec. 12, 1982
<b>Most Times Sacked, Both Teams, Game</b>	
13 Kansas City (2) vs. Cleveland (11)	Sept. 30, 1984
13 Kansas City (6) vs. Houston (7)	Sept. 21, 1986
<b>Most Consecutive Games Without Allowing A Sack</b>	
3	1988, 2000
<b>Most Consecutive Seasons Leading League, Completion Percentage</b>	
*4	1966-69
<b>*NFL RECORD</b>	
<b>Highest Completion Percentage, Season</b>	
66.85	543-363 2017
66.85	546-365 2016
66.04	583-385 2018
65.95	561-370 2004
65.54	473-310 2015
63.25	536-339 2003
<b>Lowest Completion Percentage, Season</b>	
44.36	(399-177) 1961
48.05	(435-209) 1960
48.90	(409-200) 1965
49.33	(521-257) 1986
50.38	(395-199) 1965
<b>Most Passing Touchdowns, Season</b>	
50	2018
32	1964
31	1966
30	1963
29	1983, 2000
<b>Fewest Passing Touchdowns, Season</b>	
7	1978, 1979
8	2012
10	1973, 1982 (9 games)
11	1974, 1977
13	1981, 2011
<b>Most Passing Touchdowns, Game</b>	
6 vs. Denver	Nov. 1, 1964
6 at Pittsburgh	Sept. 16, 2018
6 at Los Angeles Rams	Nov. 19, 2018
5	7 times; Last at Oakland Dec. 15, 2013
<b>Most Passing Touchdowns, Both Teams, Game</b>	
10 Kansas City (6) at L.A. Rams (4)	Nov. 19, 2018
9 Kansas City (4) at Denver (5)	Nov. 14, 2010
9 Kansas City (6) at Pittsburgh (3)	Sept. 16, 2018



8 Kansas City (6) vs. Denver (2)	Nov. 1, 1964
8 Kansas City (4) at San Diego (4)	Dec. 11, 1983
8 Kansas City (3) vs. IND (5)	Oct. 31, 2004

**Most Passes Had Intercepted, Season**

27 1961

26 1977

25 1974

**Fewest Passes Had Intercepted, Season**

5 1990

6 2014

7 2015

8 1982 (9 games), 2010, 2016, 2017

9 2013

10 1993, 1994, 1997, 2005

**Most Passes Had Intercepted, Game**

7 vs. Pittsburgh Oct. 13, 1974

6 at Seattle Nov. 4, 1984

6 vs. L.A. Raiders Oct. 20, 1985

**Most Passes Had Intercepted, Both Teams, Game**

9 Kansas City (3) vs. Miami (6) Nov. 13, 1966

8 8 times

Last; Kansas City (2) at Oakland (6) Oct. 23, 2011

## Punting

**Most Seasons Leading League (Average Distance)**

\*6 1968, 1971-73, 1979, 1984

\*NFL RECORD

**Most Consecutive Seasons Leading League**

3 1971-73

**Most Punts, Season**

104 1999

99 1986

98 1984

**Fewest Punts, Season**

38 1982 (9 games)

45 2018

54 1962

55 2004

57 1991

**Most Punts, Game**

11 at N.Y. Jets Sept. 18, 1965

11 vs. Baltimore Sept. 2, 1979

11 at San Francisco Nov. 17, 1985

11 at Cleveland Nov. 19, 1989

11 vs. San Diego Nov. 13, 1994

11 at Chicago Dec. 4, 2011

10 vs. Denver Oct. 6, 1974

10 at Oakland Oct. 5, 1980

10 at N.Y. Jets Oct. 2, 1988

10 at San Diego Nov. 26, 2000

10 at N.Y. Jets Dec. 30, 2007

10 at Jacksonville Sept. 8, 2013

**Fewest Punts, Game**

0 at L.A. Raiders Dec. 22, 1991

0 vs. Carolina Dec. 10, 2000

0 vs. Cincinnati Oct. 21, 2018

**Highest Punting Average Distance, Season**

46.83 (83-3,887) 2012

45.89 (89-4,084) 2011

45.53 (80-3,642) 1973

45.33 (89-4,034) 2013

45.26 (65-2,942) 1968

**Lowest Punting Average Distance, Season**

36.06 (54-1,947) 1962

37.83 (64-2,422) 2002

38.53 (70-2,697) 1981

**Most Punts Had Blocked, Season**

2 1974, 1975, 1985, 1999

**Most Punts Had Blocked, Game**

2 vs. Denver Oct. 27, 1985

## Punt Returns

**Most Seasons Leading League (Average Return)**

6 1960, 1968, 1970, 1979-80, 2003

**Most Punt Returns, Season (All 50+)**

59 2013

58 1979, 1995, 1999

52 2010

**Fewest Punt Returns, Season**

15 1982 (9 games)

22 2018

24 2004

26 1961, 1963, 2008

**Most Punt Returns, Game**

9 at Oakland Nov. 15, 2009

8 vs. San Diego Nov. 10, 1974

8 at St. Louis Dec. 19, 2010

7 vs. Oakland Sept. 23, 1979

7 vs. N.Y. Giants Oct. 21, 1979

7 vs. Detroit Sept. 26, 1999

7 at Denver Dec. 5, 1999

7 at Oakland Oct. 21, 2007

7 at Jacksonville Sept. 8, 2013

7 at Washington Dec. 8, 2013

**Most Punt Returns, Both Teams, Game**

15 Kansas City (6) vs. Baltimore (9) Sept. 2, 1979

**Most Punt Return Yards, Season (All 600+)**

695 2013

640 1999

612 1979

**Fewest Punt Return Yards, Season**

126 1972

129 1982 (9 games)

150 1971

**Most Punt Return Yards, Game**

177 at Washington Dec. 8, 2013

160 vs. San Diego Sept. 13, 2010

141 vs. Oakland Sept. 23, 1979

139 at Denver Dec. 5, 1999

131 vs. Boston Dec. 11, 1960

**Highest Punt Return Average, Season**

16.42 (33-542) 2003

15.03 (33-496) 1960

14.80 (40-592) 2016

14.53 (40-581) 1980

14.52 (31-450) 1968

**Lowest Punt Return Average, Season**

4.34 (29-126) 1972

4.69 (32-150) 1971

6.29 (35-220) 2017

6.50 (26-169) 2008

6.53 (32-209) 2009

**Most Punt Return Touchdowns, Season**

2 1968, 1979, 1980, 1992, 1999, 2002, 2003, 2013, 2016

1 1960, 1965, 1966, 1987, 1995, 1997, 2006, 2010, 2017, 2018

**Most Punt Return Touchdowns, Game**

1 29 times; Last at L.A. Chargers Sept. 9, 2018

**Most Punt Return Touchdowns, Both Teams, Game**

\*2 Kansas City (1) at Buffalo (1) Sept. 11, 1966

\*NFL RECORD





## Kickoff Returns

### Most Kickoff Returns, Season

80 2008  
77 2009  
75 2004  
70 1987, 2000  
68 2005

### Fewest Kickoff Returns, Season

31 1973  
34 1982 (9 games)  
35 2015  
37 1962  
38 1968, 1998  
39 1992

### Most Kickoff Returns, Game

11 vs. Buffalo Nov. 23, 2008  
10 vs. Oakland Nov. 2, 1967  
10 vs. Seattle Sept. 20, 1987  
9 vs. Pittsburgh Nov. 10, 1985

### Most Kickoff Return Yards, Season

1,820 2004  
1,716 2008  
1,666 2009  
1,591 2005  
1,577 2003

### Fewest Kickoff Return Yards, Season

722 1992  
723 1982 (9 games)  
725 1973  
736 1968  
784 1990

### Most Kickoff Return Yards, Game

251 at Miami Dec. 12, 1994  
245 at San Diego Oct. 15, 1967  
236 vs. Pittsburgh Nov. 10, 1985

### Highest Kickoff Return Average, Season

\*29.91 (44-1,316) 2013  
27.64 (53-1,465) 1961  
26.59 (41-1,090) 1969  
25.81 (37-955) 1962

\*NFL RECORD

### Lowest Kickoff Return Average, Season

16.52 (56-925) 1988  
17.04 (46-784) 1990  
17.20 (54-929) 1983

### Most Kickoff Return Touchdowns, Season

2 1987, 1995, 2003, 2004, 2013  
1 1961, 1963, 1967, 1969, 1986, 1994, 1996, 1997, 2002, 2005, 2009, 2014, 2016

### Most Kickoff Return Touchdowns, Game

1 23 times; Last at Denver Nov. 27, 2016

## Fumbles

### Most Fumbles, Season

42 1980

### Fewest Fumbles, Season

7 2002  
13 1982 (9 games), 2003  
14 2017  
15 2010  
16 2015

### Most Fumbles, Game

\*10 vs. Houston Oct. 12, 1969

\*NFL RECORD

### Most Fumbles, Both Teams, Game

\*14 Kansas City (10) vs. Houston (4) Oct. 12, 1969

\*NFL RECORD

### Most Fumbles Lost, Season

24 1981, 1987  
21 1965, 1977

### Fewest Fumbles Lost, Season

\*2 2002  
3 2017  
4 1982 (9 games)  
6 2003, 2010, 2018  
8 1967, 1991, 2008, 2015

\*NFL RECORD

### Most Fumbles Lost, Game

6 vs. Houston Oct. 12, 1969

### Most Turnovers, Season

47 1977  
46 1981  
41 1965, 1987, 1989  
40 1964

### Fewest Turnovers, Season

11 2017  
12 1982 (9 games)  
14 2010  
15 2002, 2015  
17 2014, 2016

### Most Turnovers, Game

9 vs. Buffalo Oct. 17, 1965  
9 vs. Pittsburgh Oct. 13, 1974  
8 vs. San Diego Sept. 20, 1981

### Most Turnovers, Both Teams, Game

16 Kansas City (7) vs. Houston (9) Oct. 12, 1969

## Penalties

### Fewest Penalties, Season

43 1982 (9 games)  
52 1963  
56 1964  
61 1966

### Most Penalties, Season

\*158 1998  
137 2018  
127 1994  
126 1999  
122 1993, 1996

\*NFL RECORD

### Fewest Penalties, Game

\*0 vs. Buffalo Oct. 2, 1966  
0 vs. Oakland Dec. 8, 1974  
1 24 times; Last at San Diego Dec. 29, 2013

\*NFL RECORD

### Most Penalties, Game

17 at Seattle Nov. 8, 1998  
15 vs. San Diego Sept. 20, 1998  
15 at New England Sept. 7, 2017  
14 at Atlanta Sept. 18, 1994  
14 at Denver Oct. 17, 1994

### Fewest Penalties, Both Teams, Game

1 Kansas City (0) vs. Buffalo (1) Oct. 2, 1966

### Most Penalties, Both Teams, Game

30 Kansas City (17) at Seattle (13) Nov. 8, 1998  
27 Kansas City (12) at Oakland (15) Nov. 7, 2010  
26 Kansas City (7) vs. San Diego (19) Oct. 16, 1997  
26 Kansas City (11) vs. Oakland (15) Dec. 24, 2011  
25 Kansas City (11) vs. Denver (14) Sept. 20, 1993  
24 Kansas City (13) at L.A. Raiders (11) Oct. 9, 1983  
24 Kansas City (12) vs. L.A. Raiders (12) Sept. 16, 1984



24 Kansas City (10) vs. L.A. Raiders (14)	Dec. 13, 1987
24 Kansas City (14) at Atlanta (10)	Sept. 18, 1994
24 Kansas City (14) at Denver (10)	Oct. 17, 1994
24 Kansas City (15) vs. San Diego (9)	Sept. 20, 1998
24 Kansas City (10) at Oakland (14)	Oct. 23, 2011
24 Kansas City (9) at Denver (15)	Nov. 27, 2016
24 Kansas City (12) at Pittsburgh (12)	Sept. 16, 2018
<b>Fewest Yards Penalized, Season</b>	
371 1982 (9 games)	
515 1974	
577 2006	
602 2001	
604 1964	
<b>Most Yards Penalized, Season</b>	
1,304 1998	
1,152 2018	
<b>Fewest Yards Penalized, Game</b>	

0 vs. Buffalo	Oct. 2, 1966
0 vs. Oakland	Dec. 8, 1974
1 vs. San Diego	Dec. 22, 2002
3 vs. Buffalo	Sept. 11, 2011
5 11 times; Last at San Diego	Dec. 29, 2013
<b>Most Yards Penalized, Game</b>	
154 vs. Oakland	Nov. 1, 1970
152 at Seattle	Nov. 8, 1998
141 at San Diego	Oct. 25, 1987
<b>Fewest Yards Penalized, Both Teams, Game</b>	
10 Kansas City (10) vs. Boston (0)	Nov. 17, 1968
10 Kansas City (0) vs. Oakland (10)	Dec. 8, 1974
10 Kansas City (5) at Denver (5)	Dec. 7, 2008
<b>Most Yards Penalized, Both Teams, Game</b>	
259 KC (141) at San Diego (118)	Oct. 25, 1987
258 KC (126) vs. L.A. Raiders (132)	Sept. 16, 1984





## Scoring

### Fewest Points Allowed, Season

170	1968
177	1969
184	1982 (9 games)
192	1973
208	1971

### Lowest Scoring Average, Season

12.1 (170 in 14 games)	1968
12.6 (177 in 14 games)	1969
13.7 (192 in 14 games)	1973
14.5 (232 in 16 games)	1997
14.9 (208 in 14 games)	1971

### Most Points Allowed, Season

440	2008
435	2004
425	2012
424	2009

### Highest Scoring Average, Season

27.5 (440 in 16 games)	2008
27.2 (435 in 16 games)	2004
26.9 (376 in 14 games)	1976
26.6 (425 in 16 games)	2012
26.5 (424 in 16 games)	2009

### Most Points Allowed, Game

54 vs. Buffalo	Nov. 23, 2008
54 at L.A. Rams	Nov. 19, 2018
51 at Seattle	Nov. 27, 1983 (OT)
50 at Buffalo	Oct. 3, 1976
49 at Oakland	Nov. 5, 2000
49 at Denver	Nov. 14, 2010

### Most First-Half Points Allowed, Game

35 at San Diego	Oct. 25, 1987
35 at Denver	Nov. 14, 2010
34 vs. Seattle	Dec. 11, 1977
31 Seven times, last at Pittsburgh	Oct. 15, 2006

### Fewest First-Half Points Allowed, Season

74	1969
95	1982 (9 games)
97	1965
101	1973
103	1968

### Most First-Quarter Points Allowed, Season

101	1998
95	1976, 2012
93	2009
92	1997
88	1987

### Fewest First-Quarter Points Allowed, Season

29	1963, 1969
30	1973
32	1970
33	1965, 1966
37	1984

### Most First-Quarter Points Allowed, Game

31 at Buffalo	Sept. 13, 1962
22 at Pittsburgh	Oct. 2, 2016
21 at Denver	Nov. 16, 1986
21 at Denver	Nov. 14, 2010
17 vs. Oakland	Nov. 23, 1967
17 at Denver	Oct. 27, 1996
17 vs. Pittsburgh	Sept. 14, 2003
17 at Denver	Sept. 26, 2005
17 vs. San Diego	Sept. 30, 2012

### Most Second-Quarter Points Allowed, Season

152	2004
141	2008
135	1985
133	1999
131	2018
127	1961, 1984

### Fewest Second-Quarter Points Allowed, Season

45	1969
55	1979, 1982 (9 games)
57	1968, 1992
59	1995
64	1965

### Most Second-Quarter Points Allowed, Game

28 vs. San Diego	Nov. 15, 1964
28 vs. Oakland	Oct. 16, 1966
28 at Baltimore	Dec. 21, 1980
28 at Seattle	Nov. 4, 1984
28 at Seattle	Sept. 11, 1988
24 at Oakland	Nov. 3, 1968

### Most Third-Quarter Points Allowed, Season

106	2008, 2012
103	2001
100	2009
98	1975, 2018
95	2011

### Fewest Third-Quarter Points Allowed, Season

22	1971
29	1995
31	1982 (9 games)
34	1974
35	1973

### Most Third-Quarter Points Allowed, Game

28 at Houston	Oct. 24, 1965
22 at Boston	Nov. 18, 1960
21 Nine times; Last at Baltimore	Sept. 13, 2009

### Most Fourth-Quarter Points Allowed, Season

139	1961
136	2018
130	1983, 2002
129	2004
127	1976
121	1985

### Fewest Fourth-Quarter Points Allowed, Season

27	1968
44	1997
54	2013
56	1973
57	1960, 1962, 1981

### Most Fourth-Quarter Points Allowed, Game

24 at New Orleans	Sept. 8, 1985
22 vs. Denver	Nov. 1, 1964
21 13 times; Last at Houston	Oct. 8, 2017

### Most Second-Half Points Allowed, Game

38 at Houston	Oct. 24, 1965
37 at Seattle*	Nov. 27, 1983
35 vs. San Diego	Oct. 20, 1963
35 vs. Pittsburgh	Nov. 7, 1976
31 at Miami	Sept. 22, 1985
31 at Miami	Dec. 12, 1994
31 vs. San Diego	Nov. 24, 2013
31 at L.A. Rams	Nov. 19, 2018

\*Includes three in OT

### Fewest Second-Half Points Allowed, Season

67	1968
----	------



89	1982 (9 games)
91	1973, 1997
96	1971
101	1972
Fewest Touchdowns Allowed, Season	
18	1968
19	1969
21	1971
Most Touchdowns Allowed, Season	
53	2004
51	1976
51	2018
49	2008
48	2009
47	2012
Most Touchdowns Allowed, Game	
7 at Buffalo	Oct. 3, 1976
7 at Oakland	Nov. 5, 2000
7 at Denver	Nov. 14, 2010
6 16 times; Last at Pittsburgh	Oct. 2, 2016
Most Shutouts, Season	
3	1960
2	1967, 1969
Most Consecutive Shutouts	
2 1960	Dec. 4-11, 1960
Most Games Allowed 10 Points or Less, Season	
9	1968
7	1969
6	1973, 1979, 1990, 1995
Most Consecutive Games Allowed 10 Points or Less	
5	1968
3	1960, 1968, 1995, 1997
Largest Opponent Comeback Victories	
Opponent	Deficit Final Date
21 vs. Tampa Bay	24-3 27-30 (OT) Nov. 2, 2008
18 vs. Philadelphia	24-6 31-37 Oct. 2, 2005
18 vs. San Diego	21-3 21-22 Dec. 14, 2008
17 at Houston	17-0 36-38 Oct. 24, 1965
17 vs. L.A. Raiders	17-0 17-24 Oct. 5, 1986
17 at Chicago	17-0 27-28 Nov. 13, 1977
17 at San Diego	34-17 37-38 Nov. 22, 1998
17 vs. Oakland	17-0 38-41 (OT) Jan. 2, 2000

## First Downs

<b>Fewest First Downs Allowed, Season</b>	
170	1982 (9 games)
181	1969
200	1965
204	1964
<b>Most First Downs Allowed, Season</b>	
419	2018
367	2002
352	2017
344	1987, 2008
342	2016
336	1985
<b>Fewest First Downs Allowed, Game</b>	
5	vs. Oakland Dec. 7, 1997
6	at Boston Sept. 21, 1969
6	vs. Boston Oct. 11, 1970
6	at Chicago Dec. 29, 1990
7	10 times; Last at Washington Oct. 18, 2009
<b>Most First Downs Allowed, Game</b>	
35	vs. San Diego Oct. 19, 1986
35	vs. Houston Oct. 13, 2019

34	at Denver	Nov. 18, 1974
34	at Cleveland	Oct. 30, 1977
<b>Fewest Rushing First Downs Allowed, Season</b>		
52	1968	
53	1969	
67	1965	
<b>Most Rushing First Downs Allowed, Season</b>		
169	1977	
162	1988	
149	1975	
<b>Fewest Rushing First Downs Allowed, Game</b>		
*0	vs. Houston	Dec. 4, 1960
0	vs. Buffalo	Dec. 3, 1967
0	at Denver	Oct. 3, 1971
0	at Oakland	Dec. 3, 1995
0	vs. Oakland	Dec. 7, 1997
0	vs. St. Louis	Dec. 8, 2002
0	vs. N.Y. Jets	Sept. 11, 2005
1	19 times; Last vs. Oakland	Dec. 24, 2011
<b>*NFL RECORD</b>		
<b>Most Rushing First Downs Allowed, Game</b>		
21	vs. Pittsburgh	Nov. 7, 1976
20	at Oakland	Dec. 28, 2002
19	at Cleveland	Oct. 30, 1977
<b>Fewest Passing First Downs Allowed, Season</b>		
92	1982 (9 games)	
95	1973	
111	1969, 1970	
<b>Most Passing First Downs Allowed, Season</b>		
247	2018	
227	2002	
209	2016	
204	2017	
202	2000	
195	2008	
<b>Fewest Passing First Downs Allowed, Game</b>		
*0	at Houston	Oct. 9, 1988
0	vs. San Diego	Sept. 20, 1998
2	8 times; Last at Denver	Jan. 1, 2012
<b>*NFL RECORD</b>		
<b>Most Passing First Downs Allowed, Game</b>		
25	at Denver	Nov. 18, 1974
25	at Denver	Nov. 14, 2010
25	at Pittsburgh	Sept. 16, 2018
23	at Oakland	Oct. 19, 2017
23	at L.A. Chargers	Sept. 9, 2018
22	at Cincinnati	Dec. 6, 1987
22	vs. Philadelphia	Oct. 2, 2005
<b>Fewest Penalty First Downs Allowed, Season</b>		
9	1982 (9 games)	
11	1964	
13	1980	
<b>Most Penalty First Downs Allowed, Season</b>		
*56	1998	
43	2018	
40	2004	
36	1993, 2017	
34	2015	
33	1987	
<b>*NFL RECORD</b>		
<b>Most Penalty First Downs Allowed, Game</b>		
7	2 times; Last N.Y. Jets	Dec. 11, 2011
6	12 times; Last vs. Indianapolis	Oct. 6, 2019





## Net Yards Allowed Passing and Rushing

### Fewest Yards Allowed, Season

2,733 1982 (9 games)

3,163 1969

3,575 1973

3,667 1970

3,749 1965

### Most Yards Allowed, Season

6,488 2018

6,291 2008

6,248 2002

6,211 2009

6,037 2004

5,896 2016

### Fewest Yards Allowed, Game

89 vs. Seattle Dec. 24, 1995

91 vs. Houston Oct. 12, 1969

93 vs. Oakland Dec. 7, 1997

100 at Boston Sept. 21, 1969

105 vs. Boston Dec. 14, 1963

105 vs. Boston Oct. 11, 1970

### Most Yards Allowed, Game

563 vs. Houston Dec. 16, 1990

542 at N.Y. Jets Oct. 2, 1988 (OT)

542 at Tennessee Dec. 13, 2004

541 at L.A. Chargers Sept. 9, 2018

539 at Oakland Nov. 3, 1968

539 vs. Oakland Oct. 3, 1977

535 vs. Denver Dec. 1, 2013

### Fewest Plays Allowed, Season

556 1982 (9 games)

808 1969

813 1971

### Most Plays Allowed, Season

1,159 1984

1,126 1985

1,109 2018

1,102 1981

### Fewest Plays Allowed, Game

39 vs. Houston Oct. 22, 1967

39 vs. Oakland Dec. 7, 1997

40 vs. Cincinnati Oct. 13, 1968

40 at Boston Sept. 21, 1969

### Most Plays Allowed, Game

97 at N.Y. Jets Oct. 2, 1988 (OT)

95 vs. San Diego Oct. 19, 1986

91 vs. Chicago Nov. 8, 1981

## Rushing

### Fewest Rushing Attempts Allowed, Season

279 1982 (9 games)

316 1969

343 1967

### Most Rushing Attempts Allowed, Season

634 1977

609 1988

601 1978

### Fewest Rushing Attempts Allowed, Game

9 at Oakland Dec. 5, 2004

11 at New Orleans Sept. 4, 1994

11 at Oakland Dec. 3, 1995

11 vs. Oakland Dec. 10, 2017

12 at N.Y. Jets Nov. 27, 1966

12 at Seattle Nov. 28, 2010

### Most Rushing Attempts Allowed, Game

65 at Buffalo Oct. 29, 1973

62 at Tampa Bay Dec. 16, 1979

61 at Oakland Dec. 8, 1973

61 vs. Chicago Nov. 8, 1981

### Fewest Rushing Yards Allowed, Season

980 1960

1,066 1982 (9 games)

1,091 1969

### Fewest Rushing Yards Per Game Allowed, Season

70.0 (980 in 14 games) 1960

77.9 (1,091 in 14 games) 1969

82.9 (1,327 in 16 games) 1995

### Most Rushing Yards Allowed, Season

2,971 1977

2,861 1976

2,712 1975

### Most Rushing Yards Per Game Allowed, Season

211.8 (2,971 in 14 games) 1977

204.4 (2,861 in 14 games) 1976

193.7 (2,712 in 14 games) 1975

### Fewest Rushing Yards Allowed, Game

-27 vs. Houston Dec. 4, 1960

3 at San Diego Nov. 19, 1961

8 at Oakland Dec. 3, 1995

### Most Rushing Yards Allowed, Game

351 vs. Cleveland Dec. 20, 2009

332 vs. Tennessee Oct. 19, 2008

330 vs. Pittsburgh Nov. 7, 1976

322 at Cleveland Oct. 30, 1977

300 vs. Oakland Sept. 14, 2008

### Fewest Individual 100-Yard Games Allowed, Season

0 1960, 1969, 1971, 1981, 1995

### Most Individual 100-Yard Games Allowed, Season

9 2003

8 1976, 1977, 2007

### Fewest Rushing Touchdowns Allowed, Season

4 1968

5 2016

6 1969, 1971

7 1982 (9 games), 1995, 2013, 2015

### Most Rushing Touchdowns Allowed, Season

25 2008

24 1975, 1976

23 1977, 1988

### Most Rushing Touchdowns Allowed, Game

5 vs. Pittsburgh Nov. 7, 1976

5 at Denver Dec. 7, 2003

4 7 times; Last vs Baltimore Sept. 22, 2019

## Passing

### Fewest Pass Attempts Allowed, Season

262 1982 (9 games)

324 1973

325 1975

333 1977

### Most Pass Attempts Allowed, Season

632 2018

616 2002

607 2015

598 2016

596 1995

592 2013

### Fewest Pass Attempts Allowed, Game



8 vs. Denver	Nov. 13, 2011
9 at N.Y. Jets	Nov. 7, 1971
9 vs. Oakland	Dec. 8, 1974
10 vs. L.A. Raiders	Sept. 16, 1973
10 at San Diego	Dec. 18, 1988
<b>Most Pass Attempts Allowed, Game</b>	
65 vs. San Diego	Oct. 19, 1986
61 vs. Seattle	Sept. 29, 1985
61 vs. Jacksonville	Oct. 7, 2018
60 at Oakland	Oct. 5, 1980
60 at Pittsburgh	Sept. 16, 2018
<b>Fewest Pass Completions Allowed, Season</b>	
155 1982 (9 games)	
157 1973	
175 1977	
186 1972, 1975	
195 1970	
<b>Most Pass Completions Allowed, Season</b>	
406 2018	
403 2002	
350 2016	
348 2008	
349 2015	
334 2013	
<b>Fewest Pass Completions Allowed, Game</b>	
1 vs. San Diego	Sept. 20, 1998
2 vs. Denver	Nov. 13, 2011
3 vs. Houston	Oct. 22, 1967
3 at N.Y. Jets	Nov. 7, 1971
3 vs. Oakland	Dec. 8, 1974
4 at San Diego	Nov. 2, 1986
4 at Houston	Oct. 9, 1988
<b>Most Pass Completions Allowed, Game</b>	
39 at New England	Sept. 22, 2002
39 at Pittsburgh	Sept. 16, 2018
37 vs. San Diego	Dec. 22, 1985
37 vs. San Diego	Oct. 19, 1986
37 vs. New Orleans	Oct. 23, 2016
35 vs. Oakland	Oct. 27, 2002
34 vs. L.A. Raiders	Sept. 12, 1985
34 vs. San Diego	Dec. 14, 2008
34 at L.A. Chargers	Sept. 9, 2018
<b>Fewest Net Passing Yards Allowed, Season</b>	
1,619 1973	
1,667 1982 (9 games)	
1,942 1973	
2,010 1970	
<b>Most Net Passing Yards Allowed, Season</b>	
4,374 2018	
4,203 2004	
4,181 2002	
3,962 2013	
3,958 2016	
3,952 2017	
<b>Fewest Net Passing Yards Allowed, Game</b>	
-19 vs. San Diego	Sept. 20, 1998
9 vs. N.Y. Jets	Nov. 7, 1971
12 vs. Oakland	Dec. 8, 1974
<b>Most Net Passing Yards Allowed, Game</b>	
505 vs. Houston	Dec. 16, 1990
472 vs. Indianapolis	Oct. 31, 2004
469 at Oakland	Nov. 3, 1968
<b>Fewest Individual 300-Yard Games Allowed, Season</b>	
0 1962, 1970, 1971, 1972, 1973, 1974, 1977, 1978, 1988, 2000	

**Most Individual 300-Yard Games Allowed, Season**

8 2002

**Fewest Passing Touchdowns Allowed, Season**

10 1969

11 1971, 1973

12 1982 (9 games), 1988

**Most Passing Touchdowns Allowed, Season**

32 2004

30 2018

29 2012

27 2002

25 1964, 1976, 1980, 1987, 2000, 2005, 2009, 2013, 2015

24 1999

**Most Passing Touchdowns Allowed, Game**

5 vs. Indianapolis Oct. 31, 2004

5 at Denver Nov. 14, 2010

5 vs. Denver Dec. 1, 2013

5 at Green Bay Sept. 28, 2015

5 at Pittsburgh Oct. 2, 2016

4 17 times; Last at L.A. Rams Nov. 19, 2018

## Sacks

**Most Seasons Leading League**

4 1960, 1965, 1969, 1990

**Most Sacks, Season**

60.0 1990

54.0 1997

52.0 2018

51.0 2000

50.0 1984, 1992

**Fewest Sacks, Season**

\*10.0 2008

15.0 1982 (9 games)

22.0 1976, 2009

23.0 1988

\*NFL RECORD

**Most Sacks, Game**

11.0 vs. Cleveland Sept. 30, 1984

10.0 vs. Oakland Sept. 6, 1998

9.0 at Buffalo Nov. 2, 1969

9.0 vs. Seattle Nov. 11, 1990

9.0 vs. Oakland Oct. 13, 2013

9.0 at Denver Oct. 17, 2019

**Most Opponents Yards Lost Attempting to Pass, Season**

439 1968

**Fewest Opponents Yards Lost Attempting to Pass, Season**

62 2008

120 1982 (9 games)

137 2009

## Interceptions By

**Most Consecutive Seasons Leading League**

5 1966-70

**Most Passes Intercepted By, Season**

37 1968

33 1966

32 1960, 1962, 1969

**Fewest Passes Intercepted By, Season**

7 2012

11 1987

12 1982 (9 games), 1994

**Most Passes Intercepted By, Game**

7 at San Diego Dec. 8, 1968

6 8 times; Last vs. New York Jets Sept. 25, 2016



**Most Consecutive Games, One or More Interceptions By**

23 1967-69

18 1966-67

16 1982-83

**Most Yards Returning Interceptions, Season**

596 1969

578 1967

567 1986

**Fewest Yards Returning Interceptions, Season**

119 2012

124 2006

140 1987

**Most Yards Returning Interceptions, Game**

188 vs. N.Y. Titans Dec. 17, 1961

162 at Oakland Dec. 6, 2015

142 vs. L.A. Raiders Oct. 28, 1991

136 vs. Seattle Dec. 11, 1977

**Most Touchdowns Returning Interceptions, Season**

6 1992

5 1972, 1974, 1999, 2013

4 1960, 1967, 1986, 1997, 2015, 2016

**Most Touchdowns Returning Interceptions, Game**

2 vs. N.Y. Titans Dec. 17, 1961

2 at Denver Oct. 1, 1972

2 at Denver Dec. 19, 1982

2 vs. San Diego Oct. 19, 1986

2 vs. Denver Dec. 27, 1992

2 at Baltimore Oct. 21, 1999

2 at Denver Jan. 3, 2010

2 at Oakland Oct. 23, 2011

**Most Touchdowns Returning Interceptions, Both Teams, Game**

\*4 Kansas City (0) at Seattle (4) Nov. 4, 1984

3 Kansas City (2) vs. San Diego (1) Oct. 19, 1986

\*NFL RECORD

## Opponents Interceptions

**Most Yards, Interception Returns Opponents, Season**

688 1984

**Most Yards Interception Returns, Opponent, Game**

\*325 at Seattle Nov. 4, 1984

\*NFL RECORD

**Most Touchdowns Returning Interceptions Opponents, Season**

7 1984

**Most Touchdowns Returning Interceptions Opponent, Game**

\*4 at Seattle Nov. 4, 1984

\*NFL RECORD

## Punting

**Most Opponents Punts, Season**

102 1995

98 1999

94 1969

**Fewest Opponents Punts, Season**

38 1982 (9 games)

50 2008

52 2018

55 1962

**Lowest Opponents Average Distance, Season**

37.0 1986, 1990

38.6 1982 (9 games)

38.9 1981

**Highest Opponents Average Distance, Season**

47.6 2011

46.8 2012

46.6 2013

45.7 2005

45.2 2010

**Most Opponents Punts Blocked, Season**

6 1990

4 1986

3 1963, 1982

2 1966, 1979, 1980, 1989, 1997, 2001, 2002, 2006

**Most Opponents Punts Blocked, Game**

3 vs. Denver Dec. 8, 1963

2 at Seattle Sept. 30, 1979

2 vs. Cleveland Sept. 30, 1990

## Punt Returns

**Most Opponents Punt Returns, Season**

60 1984

55 1974, 1976

54 1983

**Most Opponents Punt Returns, Game**

9 at Cincinnati Nov. 24, 1974

**Fewest Punt Return Yards Allowed, Season**

97 2018

157 1960, 2016

164 2017

170 2015

179 2005

190 1991

**Most Punt Return Yards Allowed, Season**

702 1977

634 1974

572 1986

**Most Punt Return Yards Allowed, Game**

170 at San Diego Sept. 26, 1965

**Lowest Punt Return Average Allowed, Season**

5.23 (30-157) 2016

5.71 (17-97) 2018

5.81 (27-157) 1960

6.37 (46-293) 1981

6.43 (49-315) 1979

6.47 (38-246) 2013

**Highest Punt Returns Average Allowed, Season**

15.36 (22-338) (9 games) 1982

14.93 (29-433) 1965

14.04 (50-702) 1977

**Most Punt Returns Touchdowns Allowed, Season**

2 1982, 1990, 2004, 2012

## Kickoff Returns

**Fewest Opponents Kickoff Returns, Season**

25 2011, 2017

27 2012

35 2016

36 2018

40 1973

42 1982 (9 games)

**Most Opponents Kickoff Returns, Season**

88 2002

87 2003

85 2004

84 1966

**Fewest Kickoff Return Yards Allowed, Season**

486 2017

605 2011

690 2012



794 1982 (9 games)

809 2018

843 2016

958 1977

**Most Kickoff Return Yards Allowed, Season**

2,053 2005

2,045 1966

2,043 2003

1,908 2004

1,880 2002

**Most Kickoff Return Yards Allowed, Game**

289 at Denver Sept. 7, 1963

278 vs. Cleveland Dec. 20, 2009

**Lowest Kickoff Return Average Allowed, Season**

17.17 (81-1,391) 1990

18.00 (71-1,278) 1986

18.57 (23-427) 2017

18.80 (64-1,203) 1992

**Highest Kickoff Return Average Allowed, Season**

25.78 (40-1,031) 1973

25.56 (27-690) 2012

25.37 (54-1,370) 1974

**Most Kickoff Return Touchdowns Allowed, Season**

2 1988

2 1989

2 2009

## Blocked Field Goals

**Most Blocked Field Goals, Season**

6 1960

5 1966

4 1962, 1965, 1973

3 1963, 1967, 1996

2 1982 (9 games), 1986, 1992, 1993, 2003

**Most Blocked Field Goals, Game**

3 at San Diego Oct. 15, 1967

2 vs. Buffalo Dec. 18, 1960

2 at Oakland Nov. 3, 1963

2 at Oakland Sept. 18, 1966

2 at San Diego Oct. 15, 1967

2 at Green Bay Oct. 4, 1973

2 at San Diego Oct. 17, 1993

2 at San Diego Nov. 30, 2003

## Fumbles

**Fewest Opponents Fumbles, Season**

16 1971

18 1984, 2011

19 2000, 2012, 2015, 2017

**Fewest Opponents Fumbles Recovered, Season**

6 2011, 2012

7 1971, 2015

8 1966, 2004, 2007

9 2010

10 1982 (9 games), 1996, 2017

**Most Opponents Fumbles, Season**

42 1981

40 1975

39 1977

**Most Opponents Fumbles Recovered, Season**

26 1994

25 1990

23 1977

## Turnovers

**Fewest Opponents Turnovers, Season**

13 2012

21 2004

22 1982 (9 games), 2007

23 2010

26 2001, 2011, 2017

**Most Opponents Turnovers, Season**

51 1983

49 1962, 1968, 1986

**Most Opponents Turnovers, Game**

9 vs. Houston Oct. 28, 1962

9 vs. Houston Oct. 12, 1969

9 vs. St. Louis Oct. 2, 1983

**Best Turnover Ratio, Season**

26 (45 takes/19 gives) 1990

22 (49 takes/27 gives) 1968

21 (45 takes/21 gives) 1999

18 (49 takes/31 gives) 1962

18 (39 takes/21 gives) 1992

18 (36 takes/18 gives) 2013

**Worst Turnover Ratio, Season**

-24 (13 takes/37 gives) 2012

-13 (28 takes/41 gives) 1987

-11 (22 takes/33 gives) 2007

-8 (33 takes/41 gives) 1965

-8 (33 takes/41 gives) 1989



## Single Game

### Pass Attempts (All 50+)

61 Blake Bortles, Jacksonville	Oct. 7, 2018
60 Ben Roethlisberger, Pittsburgh	Sept. 16, 2018
58 Mark Hermann, San Diego	Dec. 22, 1985
56 Kyle Orton, Denver	Jan. 3, 2010
55 Rich Gannon, Oakland	Oct. 27, 2002
54 Steve DeBerg, Tampa Bay	Oct. 28, 1984
54 Tom Brady, New England	Sept. 22, 2002
52 Jim Plunkett, Oakland	Oct. 5, 1980
52 Derek Carr, Oakland	Oct. 19, 2017
52 Philip Rivers, L.A. Chargers	Nov. 18, 2019
51 Philip Rivers, L.A. Chargers	Sept. 9, 2018
50 Brian Griese, Denver	Oct. 20, 2002

### Pass Completions (All 30+)

39 Tom Brady, New England	Sept. 22, 2002
39 Ben Roethlisberger, Pittsburgh	Sept. 16, 2018
37 Mark Hermann, San Diego	Dec. 22, 1985
37 Drew Brees, New Orleans	Oct. 23, 2016
35 Rich Gannon, Oakland	Oct. 27, 2002
34 Jim Plunkett, Oakland	Sept. 12, 1985
34 Philip Rivers, San Diego	Dec. 14, 2008
34 Philip Rivers, L.A. Chargers	Sept. 9, 2018
33 Drew Bledsoe, New England	Dec. 4, 2000
33 Donovan McNabb, Philadelphia	Oct. 2, 2005
33 Blake Bortles, Jacksonville	Oct. 7, 2018
32 Jay Cutler, Denver	Dec. 7, 2008
32 Ben Roethlisberger, Pittsburgh	Nov. 22, 2009
32 Kyle Orton, Denver	Jan. 3, 2010
31 Jim Zorn, Seattle	Sept. 27, 1981
31 Rich Gannon, Oakland	Sept. 9, 2001
31 Marc Bulger, St. Louis	Nov. 5, 2006
31 Jeff Garcia, Tampa Bay	Nov. 2, 2008
31 Derek Carr, Oakland	Dec. 6, 2015
31 Jared Goff, L.A. Rams	Nov. 19, 2018
30 Dan Fouts, San Diego	Oct. 14, 1984
30 Tony Romo, Dallas	Sept. 15, 2013
30 Deshaun Watson, Houston	Oct. 13, 2019

### Passing Yards (All 400+)

527 Warren Moon, Houston	Dec. 16, 1990
472 Peyton Manning, Indianapolis	Oct. 31, 2004
452 Ben Roethlisberger, Pittsburgh	Sept. 16, 2018
445 Charley Johnson, Denver	Nov. 18, 1974
431 Kyle Orton, Denver	Jan. 3, 2010
430 Blake Bortles, Jacksonville	Oct. 7, 2018
426 Billy Volek, Tennessee	Dec. 13, 2004
424 Philip Rivers, L.A. Chargers	Sept. 9, 2018
417 Derek Carr, Oakland	Oct. 19, 2017
413 Pete Beathard, Houston	Sept. 9, 1968
413 Jared Goff, L.A. Rams	Nov. 19, 2018
410 Tom Brady, New England	Sept. 22, 2002
403 Peyton Manning, Denver	Dec. 1, 2013
400 John Elway, Denver	Dec. 6, 1998

### Touchdown Passes

5 George Blanda, Houston	Oct. 24, 1965
5 Peyton Manning, Indianapolis	Oct. 31, 2004
5 Peyton Manning, Denver	Dec. 1, 2013
5 Aaron Rodgers, Green Bay	Sept. 28, 2015
5 Ben Roethlisberger, Pittsburgh	Oct. 2, 2016
5 Deshaun Watson, Houston	Oct. 8, 2017

### Interceptions Thrown

6 John Hadl, San Diego	Dec. 8, 1968
6 Ryan Fitzpatrick, N.Y. Jets	Sept. 25, 2016

5 George Blanda, Houston	Oct. 28, 1962
5 John Hadl, San Diego	Dec. 16, 1962
5 Babe Parilli, Boston	Dec. 14, 1963
5 George Blanda, Houston	Oct. 4, 1964
5 Pete Beathard, Houston	Oct. 12, 1969
5 Marty Domres, San Diego	Nov. 9, 1969
5 Alan Pastrana, Denver	Dec. 6, 1970
5 James Harris, San Diego	Nov. 26, 1978
5 Jim Plunkett, Oakland	Oct. 5, 1980
5 Jim Zorn, Seattle	Nov. 9, 1980
5 Dave Krieg, Seattle	Dec. 9, 1984
5 John Elway, Denver	Dec. 14, 1985

### Long Pass (All 80+)

90 N. Johnson to R. Upchurch, Denver	Sept. 21, 1975
89 J. Kemp to E. Dubenion, Buffalo	Oct. 13, 1963
87 S. McNair to M. Clayton, Baltimore	Dec. 10, 2006
87 M. Hasselbeck to B. Obomanu, SEA	Nov. 28, 2010
82 J. Lee to A. Denson, Denver	Nov. 1, 1964
82 D. Lamonica to F. Biletnikoff, Oakland	Nov. 3, 1968
82 B. Griese to S. Sharpe, Denver	Oct. 20, 2002
80 J. Lee to B. Groman	Oct. 22, 1961
80 S. Wyche to B. Trumpy	Sept. 28, 1969

### Pass Receptions

16 Troy Brown, New England	Sept. 22, 2002
14 Kellen Winslow, San Diego	Dec. 11, 1983
14 Jabar Gaffney, Denver	Jan. 3, 2010
13 Joe Washington, Baltimore	Sept. 2, 1979
13 Terrance Mathis, Atlanta	Sept. 18, 1994
13 Tim Brown, Oakland	Oct. 27, 2002
13 Steven Jackson, St. Louis	Nov. 5, 2006

### Receiving Yards (All 200+)

250 Miles Austin, Dallas	Oct. 11, 2009
245 Haywood Jeffires, Houston	Dec. 16, 1990
233 Drew Bennett, Tennessee	Dec. 13, 2004
232 Lance Alworth, San Diego	Oct. 20, 1963
214 Shannon Sharpe, Denver	Oct. 20, 2002
213 Jabar Gaffney, Denver	Jan. 3, 2010
210 Amari Cooper, Oakland	Oct. 19, 2017
203 Don Maynard, N.Y. Jets	Sept. 15, 1968

### Touchdown Receptions

4 Eric Decker, Denver	Dec. 1, 2013
3 Bob Chandler, Buffalo	Oct. 3, 1976
3 Kellen Winslow, San Diego	Dec. 11, 1983
3 Shannon Sharpe, Denver	Dec. 12, 1993
3 Drew Bennett, Tennessee	Dec. 13, 2004
3 Antonio Gates, San Diego	Oct. 30, 2005
3 Randall Cobb, Green Bay	Sept. 28, 2015
3 DeAndre Hopkins, Houston	Oct. 8, 2017

### Rushing Attempts

39 O.J. Simpson, Buffalo	Oct. 29, 1973
39 Ricky Bell, Tampa Bay	Dec. 16, 1979
39 Marion Butts, San Diego	Dec. 17, 1989

### Rushing Yards (All 200+)

286 Jerome Harrison, Cleveland	Dec. 20, 2009
220 Tiki Barber, N.Y. Giants	Dec. 17, 2005
218 Clinton Portis, Denver	Dec. 7, 2003
217 Gary Anderson, San Diego	Dec. 18, 1988
214 Greg Pruitt, Cleveland	Dec. 14, 1975
207 Curt Warner, Seattle	Nov. 27, 1983 (OT)

### Rushing Touchdowns

5 Clinton Portis, Denver	Dec. 7, 2003
3 Jon Keyworth, Denver	Nov. 18, 1974
3 Greg Pruitt, Cleveland	Dec. 14, 1975
3 Pete Banaszak, Oakland	Dec. 21, 1975





3 Walter Payton, Chicago	Nov. 13, 1977
3 Curt Warner, Seattle	Nov. 27, 1983 (OT)
3 Marcus Allen, L.A. Raiders	Nov. 25, 1990
3 Rodney Hampton, N.Y. Giants	Dec. 19, 1992
3 Terrell Davis, Denver	Dec. 6, 1998
3 Curtis Martin, N.Y. Jets	Nov. 11, 2001
3 Clinton Portis, Denver	Dec. 15, 2002
3 Onterio Smith, Minnesota	Dec. 20, 2003
3 Michael Pittman, Tampa Bay	Nov. 7, 2004
3 Michael Turner, Atlanta	Sept. 21, 2008
3 LenDale White, Tennessee	Oct. 19, 2008
3 Jerome Harrison, Cleveland	Dec. 20, 2009
3 Jeremy Hill, Cincinnati	Oct. 4, 2015
3 Mike Gillislee, New England	Sept. 7, 2017
3 Mark Ingram, Baltimore	Sept. 22, 2019
<b>Long Run (All 80+)</b>	
87 Paul Lowe, San Diego	Sept. 10, 1961
85 LaDainian Tomlinson, San Diego	Dec. 17, 2006
80 LenDale White, Tennessee	Oct. 19, 2008
<b>Total Touchdowns</b>	
5 Clinton Portis, Denver	Dec. 7, 2003
4 Clinton Portis, Denver	Dec. 15, 2002
4 Eric Decker, Denver	Dec. 1, 2013
<b>Interceptions Made</b>	
4 Deltha O'Neal, Denver	Oct. 7, 2001
3 David Fulcher, Cincinnati	Oct. 1, 1989
<b>Long Interception Return (All 100+)</b>	
102 Marcus Coleman, Houston	Sept. 26, 2004

101 Tony Greene, Buffalo	Oct. 3, 1976
100 Speedy Duncan, San Diego	Oct. 15, 1967
<b>Long Punt Return</b>	
95 Johnny Bailey, Chicago	Dec. 29, 1990
<b>Long Kickoff Return (All 100+)</b>	
103 Joshua Cribbs, Cleveland	Dec. 20, 2009
100 Nemiah Wilson, Denver	Oct. 8, 1966
100 Joshua Cribbs, Cleveland	Dec. 20, 2009
<b>Long Punt (All 80+)</b>	
83 Chris Norman, Denver	Sept. 23, 1984
82 Paul Maguire, San Diego	Nov. 5, 1961
<b>Long Field Goal (All 55+)</b>	
59 Matt Bryant, Atlanta	Dec. 4, 2016
57 Sebastian Janikowski, Oakland	Dec. 16, 2012
56 Sebastian Janikowski, Oakland	Sept. 14, 2008
56 Matt Prater, Denver	Sept. 28, 2008
55 John Kasay, Seattle	Jan. 2, 1994
55 Kris Brown, Pittsburgh	Oct. 14, 2001
55 Sebastian Janikowski, Oakland	Nov. 25, 2007
55 Nate Kaeding, San Diego	Nov. 29, 2009
<b>Times Sacked (All 10.0+)</b>	
11 Paul McDonald, Cleveland	Sept. 30, 1984
10 Jeff George, Oakland	Sept. 6, 1998
<b>Touchdowns On Interception Returns</b>	
2 Dave Brown, Seattle	Nov. 4, 1984
<b>Fumbles</b>	
6 Dave Krieg, Seattle	Nov. 5, 1989

## Service

### Most Games Played, Career

10 John Alt	1984-96
10 Tim Grunhard	1990-00
10 Dave Szott	1990-00
10 Derrick Thomas	1989-99
9 Dan Saleaumua	1989-96
9 Tracy Simien	1991-97
9 Neil Smith	1988-96
9 Dustin Colquitt	2005-18
8 Len Dawson	1962-75
8 Jonathan Hayes	1985-93
8 Nick Lowery	1980-93
8 Johnny Robinson	1960-71
8 Kevin Ross	1984-93, '97
8 Jim Tyrer	1961-73
8 Will Shields	1993-06

## Scoring

### Most Points, Career

37 Nick Lowery (8 games - 8 FGs, 13 PATs)	1980-93
35 Jan Stenerud (5 games - 9 FGs, 8 PATs)	1967-79
24 Cairo Santos (3 games - 6 FGs, 6 PATs)	2014-16
24 Damien Williams (2 games - 4 TDs)	2018
18 Mike Garrett (6 games - 3 TDs)	1966-70
18 Marcus Allen (6 games - 3 TDs)	1993-97
18 Knile Davis (3 games - 3 TDs)	2013-15

### Most Points, Game

18 Damien Williams vs. New England	Jan. 20, 2019
14 Ryan Succop at Indianapolis	Jan. 4, 2014
12 Abner Haynes vs. Houston	Dec. 23, 1962
12 Mike Garrett at Buffalo	Jan. 1, 1967
12 Ed Podolak vs. Miami	Dec. 25, 1971
12 Dante Hall vs. Indianapolis	Jan. 11, 2004
12 Priest Holmes vs. Indianapolis	Jan. 11, 2004
12 Knile Davis at Indianapolis	Jan. 4, 2014
12 Cairo Santos at Houston	Jan. 9, 2016
11 Jan Stenerud vs. Minnesota	Jan. 11, 1970

### Most Touchdowns, Career

4 Damien Williams (2 games)	2018
3 Marcus Allen (6 games)	1993-97
3 Mike Garrett (6 games)	1966-70
3 Knile Davis (3 games)	2013-16

### Most Touchdowns, Game

3 Damien Williams vs. New England	Jan. 20, 2019
2 Abner Haynes vs. Houston	Dec. 23, 1962
2 Mike Garrett at Buffalo	Jan. 1, 1967
2 Ed Podolak vs. Miami	Dec. 25, 1971
2 Dante Hall vs. Indianapolis	Jan. 11, 2004
2 Priest Holmes vs. Indianapolis	Jan. 11, 2004
2 Knile Davis at Indianapolis	Jan. 4, 2014

### Most Points After Touchdown, Career

13 Nick Lowery (8 games - 14 Att.)	1980-93
11 Harrison Butker (3 games - 11 Att.)	2017-18
8 Jan Stenerud (5 games - 8 Att.)	1967-79
6 Ryan Succop (2 games - 6 Att.)	2009-13
6 Cairo Santos (3 games - 6 Att.)	2014-17
5 Mike Mercer (2 games - 5 Att.)	1966

### Most Points After Touchdown, Game

5 Ryan Succop at Indianapolis (5 Att.)	Jan. 4, 2014
4 Mike Mercer at Buffalo (4 Att.)	Jan. 1, 1967
4 Nick Lowery at Houston (4 Att.)	Jan. 16, 1994
4 Morten Andersen vs. IND (4 Att.)	Jan. 11, 2004

4 Harrison Butker vs. IND (4 Att.)	Jan. 12, 2019
4 Harrison Butker vs. NE (4 Att.)	Jan. 20, 2019

### Most Points After Touchdown, No Misses, Career

8 Jan Stenerud (5 games)
--------------------------

### Most Field Goals Attempted, Career

17 Jan Stenerud (5 games - 17 Att.)	1967-79
12 Nick Lowery (8 games - 12 Att.)	1980-93

### Most Field Goals Attempted, Game

5 Jan Stenerud vs. N.Y. Jets	Dec. 20, 1969
4 Nick Lowery vs. Miami	Jan. 5, 1991
4 Jan Stenerud vs. Miami	Dec. 25, 1971

### Most Field Goals, Career

9 Jan Stenerud (5 games - 17 Att.)	1967-79
8 Nick Lowery (8 games - 12 Att.)	1980-93

### Most Field Goals, Game

3 Jan Stenerud vs. Minnesota	Jan. 11, 1970
3 Nick Lowery at Miami	Jan. 5, 1991
3 Ryan Succop at Indianapolis	Jan. 4, 2014
3 Cairo Santos at Houston	Jan. 9, 2016

### Longest Field Goal

49 Cairo Santos at Houston	Jan. 9, 2016
49 Cairo Santos at Houston	Jan. 9, 2016
48 Jan Stenerud vs. Minnesota	Jan. 11, 1970
48 Cairo Santos vs. Pittsburgh	Jan. 15, 2017
43 Ryan Succop at Indianapolis	Jan. 4, 2014

## Rushing

### Most Rushing Attempts, Career

100 Marcus Allen (6 games)	1993-97
61 Mike Garrett (6 games)	1966-70
59 Barry Word (4 games)	1990-92
51 Wendell Hayes (5 games)	1968-74
41 Curtis McClinton (3 games)	1962-69

### Most Rushing Attempts, Game

33 Barry Word vs. L.A. Raiders	Dec. 28, 1991
25 Damien Williams vs. Indianapolis	Jan. 12, 2019
24 Curtis McClinton vs. Houston	Dec. 23, 1962
24 Priest Holmes vs. Indianapolis	Jan. 11, 2004
22 Wendell Hayes vs. Miami	Dec. 25, 1971
21 Marcus Allen vs. Pittsburgh	Jan. 8, 1994
21 Marcus Allen vs. Indianapolis	Jan. 7, 1996

### Most Rushing Yards Gained, Career

386 Marcus Allen (6 games)	1993-97
208 Wendell Hayes (5 games)	1968-74
197 Barry Word (4 games)	1990-92
186 Mike Garrett (6 games)	1966-70
176 Priest Holmes (1 game)	2001-07

### Most Rushing Yards Gained, Game

176 Priest Holmes vs. Indianapolis	Jan. 11, 2004
130 Barry Word vs. L.A. Raiders	Dec. 28, 1991
129 Damien Williams vs. Indianapolis	Jan. 12, 2019
100 Wendell Hayes vs. Miami	Dec. 25, 1971
94 Marcus Allen vs. Indianapolis	Jan. 7, 1996
85 Ed Podolak vs. Miami	Dec. 25, 1971

### Most Games, 100 or More Rushing Yards, Career

1 Wendell Hayes (5 games)	1968-74
1 Barry Word (3 games)	1990-92
1 Priest Holmes (1 game)	2001-07
1 Damien Williams (1 game)	2018

### Longest Run From Scrimmage

48 Priest Holmes vs. Indianapolis	Jan. 11, 2004
41 Jamaal Charles vs. Baltimore	Jan. 9, 2011
36 Tyreek Hill vs. Indianapolis	Jan. 12, 2019
33 Jack Spikes vs. Houston	Dec. 23, 1962
32 Ed Podolak vs. Miami	Dec. 25, 1971

26 Christian Okoye at Miami Jan. 5, 1991

#### Most Rushing Touchdowns, Career

3 Marcus Allen (6 games) 1993-97

3 Mike Garrett (6 games) 1966-70

#### Most Rushing Touchdowns, Game

2 Mike Garrett at Buffalo Jan. 1, 1967

2 Priest Holmes vs. Indianapolis Jan. 11, 2004

## Passing

#### Most Passes Attempted, Career

188 Len Dawson (8 games) 1962-75

185 Alex Smith (5 games) 2013-17

141 Joe Montana (4 games) 1993-94

72 Patrick Mahomes (2 games) 2017-18

64 Dave Krieg (4 games) 1992-93

54 Trent Green (2 games) 2001-06

53 Steve DeBerg (3 games) 1988-91

#### Most Passes Attempted, Game

50 Alex Smith at New England Jan. 16, 2016

46 Alex Smith at Indianapolis Jan. 4, 2014

43 Joe Montana vs. Pittsburgh Jan. 8, 1994

41 Patrick Mahomes vs. Indianapolis Jan. 12, 2019

38 Joe Montana at Houston Jan. 16, 1994

37 Joe Montana at Miami Dec. 31, 1994

37 Elvis Grbac vs. Denver Jan. 4, 1998

#### Most Passes Completed, Career

120 Alex Smith (5 games) 2013-17

107 Len Dawson (8 games) 1962-75

85 Joe Montana (4 games) 1993-94

43 Patrick Mahomes (2 games) 2017-18

33 Dave Krieg (4 games) 1992-93

32 Trent Green (2 games) 2001-06

31 Steve DeBerg (3 games) 1988-91

#### Most Passes Completed, Game

30 Alex Smith at Indianapolis Jan. 4, 2014

29 Alex Smith at New England Jan. 16, 2016

28 Joe Montana vs. Pittsburgh Jan. 8, 1994

27 Patrick Mahomes vs. Indianapolis Jan. 12, 2019

26 Joe Montana at Miami Dec. 31, 1994

24 Elvis Grbac vs. Denver Jan. 4, 1998

24 Alex Smith vs. Tennessee Jan. 6, 2018

#### Highest Completion Percentage, Career (100 attempts)

64.9 Alex Smith (5 games: 185-120) 2013-17

60.3 Joe Montana (4 games: 141-85) 1993-94

56.9 Len Dawson (8 games: 188-107) 1962-75

#### Highest Completion Percentage, Game (15 completions)

77.3 Alex Smith at Houston (22-17) Jan. 9, 2016

72.7 Alex Smith vs. Tennessee (33-24) Jan. 6, 2018

70.3 Joe Montana at Miami (37-26) Dec. 31, 1994

69.2 Len Dawson vs. Miami (26-18) Dec. 25, 1971

#### Most Passing Yards, Career

1,497 Len Dawson (8 games) 1962-75

1,250 Alex Smith (5 games) 2013-17

1,014 Joe Montana (4 games) 1993-94

573 Patrick Mahomes (2 games) 2017-18

454 Dave Krieg (4 games) 1992-93

#### Most Passing Yards, Game

378 Alex Smith at Indianapolis Jan. 4, 2014

314 Joe Montana at Miami Dec. 31, 1994

299 Joe Montana at Houston Jan. 16, 1994

295 Patrick Mahomes vs. New England Jan. 20, 2019

278 Patrick Mahomes vs. Indianapolis Jan. 12, 2019

276 Joe Montana vs. Pittsburgh Jan. 4, 1994

#### Longest Pass Completion

79 Alex Smith at Indianapolis

(to Donnie Avery) Jan. 4, 2014

63 Len Dawson vs. Miami

(to Elmo Wright) Dec. 25, 1971

63 Alex Smith at Indianapolis

(to Dwayne Bowe) Jan. 4, 2014

61 Len Dawson at N.Y. Jets

(to Otis Taylor) Dec. 20, 1969

#### Most Touchdown Passes, Career

9 Alex Smith (5 games) 2013-17

7 Len Dawson (8 games) 1962-75

6 Joe Montana (4 games) 1993-94

3 Patrick Mahomes (2 games) 2017-18

2 Steve DeBerg (3 games) 1988-91

2 Dave Krieg (4 games) 1992-93

2 Trent Green (2 games) 2001-06

#### Most Touchdown Passes, Game

4 Alex Smith at Indianapolis Jan. 4, 2014

3 Joe Montana at Houston Jan. 16, 1994

3 Patrick Mahomes vs. New England Jan. 20, 2019

2 Len Dawson at Buffalo Jan. 1, 1967

2 Joe Montana at Miami Dec. 31, 1994

2 Alex Smith vs. Tennessee Jan. 6, 2018

#### Most Passes Had Intercepted, Career

8 Len Dawson (8 games) 1962-75

4 Mark Vlasic (1 game) 1991-92

4 Joe Montana (4 games) 1993-94

#### Most Passes Had Intercepted, Game

4 Len Dawson at Oakland Dec. 22, 1968

4 Mark Vlasic at Buffalo Jan. 5, 1992

## Pass Receiving

#### Most Pass Receptions, Career

33 Travis Kelce (6 games) 2013-18

27 Otis Taylor (7 games) 1965-75

27 J.J. Birden (8 games) 1990-94

21 Keith Cash (6 games) 1992-96

19 Kimble Anders (7 games) 1991-00

#### Most Pass Receptions, Game

8 Ed Podolak vs. Miami Dec. 25, 1971

8 Stephone Paige at Miami Jan. 5, 1991

8 Andre Rison vs. Denver Jan. 4, 1998

8 Dwayne Bowe at Indianapolis Jan. 4, 2014

8 Travis Kelce at Houston Jan. 9, 2016

8 Tyreek Hill vs. Indianapolis Jan. 12, 2019

7 Keith Cash vs. Pittsburgh Jan. 8, 1994

7 Kimble Anders vs. Indianapolis Jan. 7, 1996

7 Dexter McCluster at Indianapolis Jan. 4, 2014

7 Knile Davis at Indianapolis Jan. 4, 2014

7 Tyreek Hill vs. Tennessee Jan. 6, 2018

7 Travis Kelce vs. Indianapolis Jan. 12, 2019

#### Most Receiving Yards, Career

481 Otis Taylor (7 games) 1965-75

425 Travis Kelce (6 games) 2013-18

363 J.J. Birden (8 games) 1990-94

266 Keith Cash (6 games) 1992-96

239 Willie Davis (5 games) 1991-95

#### Most Receiving Yards, Game (All 100+)

150 Dwayne Bowe at Indianapolis Jan. 4, 2014

142 Stephone Paige at Miami Jan. 5, 1991

128 Travis Kelce at Houston Jan. 9, 2016

117 Otis Taylor at Oakland Dec. 22, 1968

114 Sammy Watkins vs. New England Jan. 20, 2019

110 Ed Podolak vs. Miami Dec. 25, 1971

110 Andre Rison vs. Denver Jan. 4, 1998

108 Travis Kelce vs. Indianapolis	Jan. 12, 2019
104 Elmo Wright vs. Miami	Dec. 25, 1971
103 Kimble Anders at Miami	Dec. 31, 1994

**Most Games, 100 or More Receiving Yards, Career**

2 Travis Kelce (5 games)	2013-18
1 By eight players; Last, Sammy Watkins vs. New England	Jan. 20, 2019

**Longest Pass Reception**

79 Donnie Avery at Indianapolis (from Alex Smith)	Jan. 4, 2014
63 Elmo Wright vs. Miami (from Len Dawson)	Dec. 25, 1971
63 Dwayne Bowe at Indianapolis (from Alex Smith)	Jan. 4, 2014
61 Otis Taylor at N.Y. Jets (from Len Dawson)	Dec. 20, 1969

**Most Receiving Touchdowns, Career**

2 Otis Taylor (7 games)	1965-75
2 Fred Jones (3 games)	1990-93
2 J.J. Birden (8 games)	1990-94
2 Tony Gonzalez (3 games)	1997-08
2 Albert Wilson (3 games)	2014-16
2 Travis Kelce (6 games)	2013-18
2 Damien Williams (2 games)	2018

**Most Receiving Touchdowns, Game**

2 Damien Williams vs. New England	Jan. 20, 2019
1 Numerous times; Last, Travis Kelce vs. New England	Jan. 20, 2019

## Combined Net Yards

**Most Attempts, Career**

147 Marcus Allen (6 games)	1993-97
88 Mike Garrett (6 games)	1966-70
63 Wendell Hayes (5 games)	1968-74

**Most Attempts, Game**

34 Barry Word vs. L.A. Raiders	Dec. 28, 1991
30 Ed Podolak vs. Miami	Dec. 25, 1971
30 Damien Williams vs. Indianapolis	Jan. 12, 2019
29 Priest Holmes vs. Indianapolis	Jan. 11, 2004

**Most Net Yards, Career**

541 Marcus Allen (6 games)	1993-97
481 Otis Taylor (7 games)	1965-75
425 Travis Kelce (6 games)	2013-18
363 J.J. Birden (8 games)	1990-94
350 Ed Podolak (4 games)	1969-77

**Most Net Yards, Game**

*350 Ed Podolak vs. Miami	Dec. 25, 1971
227 Dante Hall vs. Indianapolis	Jan. 11, 2004
208 Priest Holmes vs. Indianapolis	Jan. 11, 2004
154 Damien Williams vs. Indianapolis	Jan. 12, 2019
150 Dwayne Bowe at Indianapolis	Jan. 4, 2014
142 Stephone Paige at Miami	Jan. 5, 1991

\*NFL RECORD

## Punting

**Most Punts, Career**

39 Jerrel Wilson (7 games)	1963-77
38 Bryan Barker (7 games)	1990-93
35 Dustin Colquitt (9 games)	2005-18
11 Louie Aguiar (3 games)	1994-98

**Most Punts, Game**

8 Jerrel Wilson at Oakland	Jan. 4, 1970
8 Bryan Barker at San Diego	Jan. 2, 1993

**Longest Punt**

66 Dustin Colquitt at Indianapolis	Jan. 6, 2007
------------------------------------	--------------

62 Louie Aguiar vs. Denver	Jan. 4, 1998
61 Jerrel Wilson vs. Green Bay	Jan. 15, 1967
59 Jerrel Wilson vs. Minnesota	Jan. 11, 1970
56 Jerrel Wilson at Oakland	Jan. 4, 1970
56 Dustin Colquitt vs. Houston	Jan. 9, 2016

**Highest Punting Average, Career (20 punts)**

45.5 Dustin Colquitt (9 games: 1,593-35)	2005-18
43.4 Jerrel Wilson (7 games: 1,693-39)	1963-77
42.4 Bryan Barker (7 games: 1,613-38)	1990-93

**Highest Punting Average, Game (4 punts)**

52.3 Dustin Colquitt at IND (314-6)	Jan. 6, 2007
50.0 Dustin Colquitt vs. Tennessee (250-5)	Jan. 6, 2018
48.5 Jerrel Wilson vs. Minnesota (194-4)	Jan. 11, 1970
47.0 Jerrel Wilson at Oakland (302-6)	Dec. 22, 1968
46.4 Louie Aguiar vs. Denver (232-5)	Jan. 4, 1998

## Punt Returns

**Most Punt Returns, Career**

11 Mike Garrett (6 games)	1966-70
7 Danan Hughes (6 games)	1993-98

**Most Punt Returns, Game**

5 Tyreek Hill vs. Indianapolis	Jan. 12, 2019
4 Mike Garrett vs. Oakland	Jan. 4, 1970
4 Tamarick Vanover vs. Indianapolis	Jan. 7, 1996
4 Frankie Hammond Jr. at Houston	Jan. 9, 2016

**Most Punt Return Yards, Career**

84 Danan Hughes (6 games)	1993-98
73 Mike Garrett (6 games)	1966-70
61 Frankie Hammond Jr. (2 games)	2015
44 Tamarick Vanover (2 games)	1995-99

**Most Punt Return Yards, Game**

42 Danan Hughes at Houston	Jan. 16, 1994
37 Mike Garrett at Buffalo	Jan. 1, 1967
34 Tamarick Vanover vs. Indianapolis	Jan. 7, 1996
34 Frankie Hammond Jr. at Houston	Jan. 9, 2016
31 Danan Hughes vs. Pittsburgh	Jan. 8, 1994

**Longest Punt Return**

35 Danan Hughes at Houston	Jan. 16, 1994
27 Mike Garrett at Buffalo	Jan. 1, 1967
15 Danan Hughes vs. Pittsburgh	Jan. 8, 1994

**Highest Punt Return Average, Career (10 returns)**

6.6 Mike Garrett (6 games: 11-73)	1966-70
-----------------------------------	---------

**Highest Punt Return Average, Game (3 returns)**

14.0 Danan Hughes at Houston (3-42)	Jan. 16, 1994
12.3 Mike Garrett at Buffalo (3-37)	Jan. 1, 1967
10.3 Danan Hughes vs. Pittsburgh (3-31)	Jan. 8, 1994

**Most Touchdowns**

0

## Kickoff Returns

**Most Kickoff Returns, Career**

10 John Stephens (3 games)	1993
10 Dante Hall (2 games)	2000-06
7 Quintin Demps (1 game)	2013
6 Tremon Smith (2 games)	2018
5 Bert Coan (2 games)	1963-68
5 Noland Smith (1 game)	1967-69
5 Tamarick Vanover (2 games)	1995-99
5 Tyreek Hill (2 games)	2016-17

**Most Kickoff Returns, Game**

7 Dante Hall vs. Indianapolis	Jan. 11, 2004
7 Quintin Demps at Indianapolis	Jan. 4, 2014
5 Noland Smith vs. Oakland	Dec. 22, 1968
5 John Stephens at Buffalo	Jan. 23, 1994

**Most Kickoff Return Yards, Career**



266 Dante Hall (2 games)	2000-06
199 John Stephens (3 games)	1993
196 Knile Davis (3 games)	2013-15
187 Quintin Demps (1 game)	2013
154 Ed Podolak (1 game)	1969-77

**Most Kickoff Return Yards, Game**

208 Dante Hall vs. Indianapolis	Jan. 11, 2004
187 Quintin Demps at Indianapolis	Jan. 4, 2014
154 Ed Podolak vs. Miami	Dec. 25, 1971
106 Knile Davis at Houston	Jan. 9, 2016
99 Tremon Smith vs. New England	Jan. 20, 2019
90 Knile Davis at New England	Jan. 16, 2016

**Longest Kickoff Return**

106 (TD) Knile Davis at Houston	Jan. 9, 2016
92 (TD) Dante Hall vs. Indianapolis	Jan. 11, 2004
78 Ed Podolak vs. Miami	Dec. 25, 1971
46 Dante Hall vs. Indianapolis	Jan. 11, 2004
36 Dexter McCluster vs. Baltimore	Jan. 9, 2011
35 Bert Coan at Buffalo	Jan. 1, 1967

**Highest Kickoff Return Average, Career (10 returns)**

26.6 Dante Hall (2 games: 10-266)	2000-06
19.9 John Stephens (3 games: 10-199)	1993

**Highest Kickoff Return Average, Game (3 returns)**

51.3 Ed Podolak vs. Miami (3-154)	Dec. 25, 1971
30.0 Knile Davis at New England (3-90)	Jan. 16, 2016
29.7 Dante Hall vs. Indianapolis (7-208)	Jan. 11, 2004
26.7 Quintin Demps at Indianapolis (7-187)	Jan. 4, 2014
24.8 Tremon Smith vs. New England (4-99)	Jan. 20, 2019
24.0 John Stephens vs. Pittsburgh (3-72)	Jan. 8, 1994
23.0 Tamarick Vanover vs. Denver (3-69)	Jan. 4, 1998

**Most Kickoff Return Touchdowns, Career**

1 Dante Hall (2 games)	2000-06
1 Knile Davis (2 games)	2013-15

## Interceptions By

**Most Interceptions, Career**

5 Emmitt Thomas (7 games)	1966-78
---------------------------	---------

4 Johnny Robinson (8 games)	1960-71
-----------------------------	---------

3 Jim Marsalis (4 games)	1969-75
--------------------------	---------

3 Deron Cherry (4 games)	1981-91
--------------------------	---------

**Most Interceptions, Game**

2 Johnny Robinson vs. Houston	Dec. 23, 1962
-------------------------------	---------------

2 Jim Marsalis at N.Y. Jets	Dec. 20, 1969
-----------------------------	---------------

2 Emmitt Thomas at Oakland	Jan. 4, 1970
----------------------------	--------------

2 Deron Cherry vs. L.A. Raiders	Dec. 28, 1991
---------------------------------	---------------

2 Ty Law at Indianapolis	Jan. 6, 2007
--------------------------	--------------

2 Husain Abdullah at Indianapolis	Jan. 4, 2014
-----------------------------------	--------------

**Most Consecutive Games, Interceptions**

3 Emmitt Thomas	1969
-----------------	------

**Most Interception Return Yards, Career**

131 Johnny Robinson (8 games)	1960-71
-------------------------------	---------

101 Emmitt Thomas (7 games)	1966-78
-----------------------------	---------

65 Jim Marsalis (4 games)	1969-75
---------------------------	---------

**Most Interception Return Yards, Game**

72 Johnny Robinson at Buffalo	Jan. 1, 1967
-------------------------------	--------------

69 Emmitt Thomas vs. Oakland	Jan. 4, 1970
------------------------------	--------------

50 Johnny Robinson vs. Houston	Dec. 23, 1962
--------------------------------	---------------

**Longest Interception Return**

72 Johnny Robinson at Buffalo	Jan. 1, 1967
-------------------------------	--------------

62 Emmitt Thomas at Oakland	Jan. 4, 1970
-----------------------------	--------------

43 Ty Law at Indianapolis	Jan. 6, 2007
---------------------------	--------------

37 Johnny Robinson vs. Houston	Dec. 23, 1962
--------------------------------	---------------

**Most TDs, Career**

0 0
-----

## Sacks

**Most Sacks, Career**

6.5 Derrick Thomas (10 games)	1989-99
-------------------------------	---------

6.5 Neil Smith (9 games)	1988-96
--------------------------	---------

5.0 Aaron Brown (6 games)	1966-72
---------------------------	---------

**Most Sacks, Game**

3 Aaron Brown at Oakland	Jan. 4, 1970
--------------------------	--------------

2 Nine times; By eight players
--------------------------------

Last: Justin Houston vs. Indianapolis	Jan. 12, 2019
---------------------------------------	---------------

## Scoring

### Most Points, Game

44 at Indianapolis	Jan. 4, 2014
31 at Buffalo	Jan. 1, 1967
31 vs. Indianapolis	Jan. 11, 2004
31 vs. Indianapolis	Jan. 12, 2019
31 vs. New England	Jan. 20, 2019
30 at Houston	Jan. 9, 2016
28 at Houston	Jan. 16, 1994

### Most Touchdowns, Game

5 at Indianapolis	Jan. 4, 2014
4 at Buffalo	Jan. 1, 1967
4 at Houston	Jan. 16, 1994
4 vs. Indianapolis	Jan. 11, 2004
4 vs. Indianapolis	Jan. 12, 2019
4 vs. New England	Jan. 20, 2019
3 Four times; Last, vs. Tennessee	Jan. 6, 2018

## First Downs

### Most First Downs, Game

30 at Indianapolis	Jan. 4, 2014
29 vs. Indianapolis	Jan. 12, 2019
28 vs. Pittsburgh	Jan. 8, 1994
27 at New England	Jan. 16, 2016
24 at Miami	Dec. 31, 1994
24 vs. Indianapolis	Jan. 11, 2004
23 vs. Miami	Dec. 25, 1971

### Fewest First Downs, Game

7 at Indianapolis	Jan. 6, 2007
8 vs. Baltimore	Jan. 9, 2011
13 at Oakland	Dec. 22, 1968
13 at Oakland	Jan. 4, 1970
14 Three times; Last, at Buffalo	Jan. 5, 1992

## Net Yards Rushing and Passing

### Most Net Yards, Game

513 at Indianapolis	Jan. 4, 2014
451 vs. Miami	Dec. 25, 1971
433 vs. Indianapolis	Jan. 12, 2019
414 at Miami	Dec. 31, 1994
408 vs. Indianapolis	Jan. 11, 2004
401 vs. Pittsburgh	Jan. 8, 1994

### Fewest Net Yards, Game

126 at Indianapolis	Jan. 6, 2007
161 vs. Baltimore	Jan. 9, 2011
204 vs. L.A. Raiders	Dec. 28, 1991
207 at Oakland	Jan. 4, 1970
213 at Buffalo	Jan. 5, 1992

## Rushing

### Most Rushing Attempts, Game

54 vs. Houston	Dec. 23, 1962
44 vs. Miami	Dec. 25, 1971
41 vs. Minnesota	Jan. 11, 1970

### Fewest Rushing Attempts, Game

12 vs. New England	Jan. 20, 2019
14 vs. Pittsburgh	Jan. 15, 2017
16 vs. Tennessee	Jan. 6, 2018
17 at Indianapolis	Jan. 6, 2007
18 at Houston	Jan. 16, 1994
19 vs. Green Bay	Jan. 15, 1967
19 at San Diego	Jan. 2, 1993

### Most Rushing Yards, Game

213 vs. Miami	Dec. 25, 1971
199 vs. Houston	Dec. 23, 1962
196 vs. Indianapolis	Jan. 11, 2004
180 vs. Indianapolis	Jan. 12, 2019
151 vs. Minnesota	Jan. 11, 1970
150 at Indianapolis	Jan. 4, 2014

### Fewest Rushing Yards, Game

41 vs. New England	Jan. 20, 2019
44 at Indianapolis	Jan. 6, 2007
52 at Buffalo	Jan. 23, 1994
61 at San Diego	Jan. 2, 1993
61 vs. Pittsburgh	Jan. 15, 2017
67 at N.Y. Jets	Dec. 28, 1968

### Most Rushing Touchdowns, Game

4 vs. Indianapolis	Jan. 12, 2019
2 at Buffalo	Jan. 1, 1967
2 at Oakland	Jan. 4, 1970
2 vs. Miami	Dec. 25, 1971
2 vs. Indianapolis	Jan. 11, 2004

## Passing

### Most Passing Attempts, Game

52 at Buffalo	Jan. 23, 1994
50 at New England	Jan. 16, 2016
46 at Indianapolis	Jan. 4, 2014
44 vs. Pittsburgh	Jan. 8, 1994
41 vs. Indianapolis	Jan. 12, 2019
37 at Miami	Dec. 31, 1994
37 vs. Denver	Jan. 4, 1998

### Fewest Passing Attempts, Game

14 vs. Houston	Dec. 23, 1962
14 vs. L.A. Raiders	Dec. 28, 1991
17 at Oakland	Jan. 4, 1970
17 vs. Minnesota	Jan. 11, 1970

### Most Completions, Game

30 at Indianapolis	Jan. 4, 2014
29 vs. Pittsburgh	Jan. 8, 1994
29 at New England	Jan. 16, 2016
27 vs. Indianapolis	Jan. 12, 2019
26 at Miami	Dec. 31, 1994
25 at Buffalo	Jan. 23, 1994

### Fewest Completions, Game

7 at Oakland	Jan. 4, 1970
9 vs. Houston	Dec. 23, 1962
9 vs. L.A. Raiders	Dec. 28, 1991
9 vs. Baltimore	Jan. 9, 2011

### Most Gross Passing Yards, Game

378 at Indianapolis	Jan. 4, 2014
323 at Buffalo	Jan. 23, 1994
314 at Miami	Dec. 31, 1994
299 at Houston	Jan. 16, 1994
299 vs. Pittsburgh	Jan. 8, 1994

### Fewest Gross Passing Yards, Game

70 vs. Baltimore	Jan. 9, 2011
88 vs. Houston	Dec. 23, 1962
79 vs. L.A. Raiders	Dec. 28, 1991
107 at Indianapolis	Jan. 6, 2007

### Most Times Sacked, Game

9 at Buffalo	Jan. 1, 1967
7 at San Diego	Jan. 2, 1993
6 vs. Houston	Dec. 23, 1962
6 vs. Green Bay	Jan. 15, 1967

### Most Interceptions Thrown, Game

4 at Oakland	Dec. 22, 1968
--------------	---------------

4 at Buffalo	Jan. 5, 1992
3 vs. Indianapolis	Jan. 7, 1996
3 vs. Baltimore	Jan. 9, 2011

## Interceptions By

### Most Interceptions By, Game

5 vs. Houston	Dec. 23, 1962
4 at Oakland	Jan. 4, 1970
4 vs. L.A. Raiders	Dec. 28, 1991
4 at Houston	Jan. 9, 2016

## Penalties

### Most Penalties, Game

10 at Buffalo	Jan. 5, 1992
8 vs. Tennessee	Jan. 6, 2018
7 Three times; Last vs. Denver	Jan. 4, 1998

### Fewest Penalties, Game

1 at N.Y. Jets	Dec. 28, 1986
2 at Indianapolis	Jan. 6, 2007
2 at Indianapolis	Jan. 4, 2014
3 Twice; Last vs. Indianapolis	Jan. 7, 1996

### Most Yards Penalized, Game

68 vs. Tennessee	Jan. 6, 2018
65 vs. Denver	Jan. 4, 1998
63 at N.Y. Jets	Dec. 20, 1969

62 at San Diego	Jan. 2, 1993
-----------------	--------------

### Fewest Yards Penalized, Game

5 at N.Y. Jets	Dec. 28, 1986
13 at Indianapolis	Jan. 6, 2007
15 at Miami	Dec. 31, 1994
15 at Indianapolis	Jan. 4, 2014
20 vs. L.A. Raiders	Dec. 28, 1991

## Fumbles

### Most Fumbles, Game

5 at Oakland	Jan. 4, 1970
3 Four times; Last, vs. Indianapolis	Jan. 12, 2019

### Most Fumbles Lost, Game

4 at Oakland	Jan. 4, 1970
2 vs. Miami	Dec. 25, 1971
2 vs. Baltimore	Jan. 9, 2011

### Most Turnovers, Game

5 vs. Baltimore	Jan. 9, 2011
4 at Oakland	Dec. 22, 1968
4 at Oakland	Jan. 4, 1970
4 vs. Miami	Dec. 25, 1971
4 at Buffalo	Jan. 5, 1992
4 vs. Indianapolis	Jan. 7, 1996



## Scoring

### Fewest Points Allowed, Game

0 at Houston	Jan. 9, 2016
6 at N.Y. Jets	Dec. 20, 1969
6 vs. L.A. Raiders	Dec. 28, 1991

### Most Points Allowed, Game

45 at Indianapolis	Jan. 4, 2014
41 at Oakland	Dec. 22, 1968
38 vs. Indianapolis	Jan. 11, 2004
37 at Buffalo	Jan. 5, 1992
37 vs. New England (OT)	Jan. 20, 2019
35 vs. Green Bay	Jan. 15, 1967
35 at N.Y. Jets	Dec. 28, 1986

### Fewest Touchdowns Allowed, Game

0 at N.Y. Jets	Dec. 20, 1969
0 vs. L.A. Raiders	Dec. 28, 1991
0 at Houston	Jan. 9, 2016
0 vs. Pittsburgh	Jan. 15, 2017

### Most Touchdowns Allowed, Game

6 at Indianapolis	Jan. 4, 2014
5 vs. Green Bay	Jan. 15, 1967
5 at Oakland	Dec. 22, 1968
5 at N.Y. Jets	Dec. 28, 1986
5 vs. Indianapolis	Jan. 11, 2004
5 vs. New England	Jan. 20, 2019

## First Downs

### Fewest First Downs Allowed, Game

9 at Buffalo	Jan. 1, 1967
13 vs. Minnesota	Jan. 11, 1970
14 at Houston	Jan. 9, 2016
15 vs. Indianapolis	Jan. 12, 2019
16 Three times; Last vs. Denver	Jan. 4, 1998

### Most First Downs Allowed, Game

36 vs. New England	Jan. 20, 2019
30 at Buffalo	Jan. 23, 1994
29 at Buffalo	Jan. 5, 1992
28 at Indianapolis	Jan. 6, 2007
28 at Indianapolis	Jan. 4, 2014
27 vs. Indianapolis	Jan. 11, 2004

## Net Yards Rushing and Passing

### Fewest Net Yards Allowed, Game

226 at Houston	Jan. 9, 2016
233 at Oakland	Jan. 4, 1970
235 at N.Y. Jets	Dec. 20, 1969
239 vs. Minnesota	Jan. 11, 1970
249 vs. Indianapolis	Jan. 7, 1996

### Most Net Yards Allowed, Game

536 at Indianapolis	Jan. 4, 2014
524 vs. New England	Jan. 20, 2019
454 at Oakland	Dec. 22, 1968
448 at Buffalo	Jan. 5, 1992
435 at Indianapolis	Jan. 6, 2007
434 vs. Indianapolis	Jan. 11, 2004

## Rushing

### Fewest Rushing Attempts, Game

13 at Buffalo	Jan. 1, 1967
14 at Houston	Jan. 16, 1994
14 at New England	Jan. 16, 2016
14 vs. Indianapolis	Jan. 12, 2019

19 vs. Minnesota	Jan. 11, 1970
19 at Indianapolis	Jan. 4, 2014

### Most Rushing Attempts, Game

48 vs. New England	Jan. 20, 2019
46 at Buffalo	Jan. 5, 1992
46 at Buffalo	Jan. 23, 1994
43 vs. Miami	Dec. 25, 1971

### Fewest Rushing Yards Allowed, Game

38 at New England	Jan. 16, 2016
39 at Houston	Jan. 16, 1994
40 at Buffalo	Jan. 1, 1967
67 vs. Minnesota	Jan. 11, 1970

### Most Rushing Yards Allowed, Game

229 at Buffalo	Jan. 23, 1994
202 vs. Tennessee	Jan. 6, 2018
192 at San Diego	Jan. 2, 1993
188 at Indianapolis	Jan. 6, 2007
180 at Buffalo	Jan. 5, 1992

### Most Rushing Touchdowns Allowed, Game

4 vs. New England	Jan. 20, 2019
3 vs. Green Bay	Jan. 15, 1967
3 at Buffalo	Jan. 23, 1994
2 Fourtimes; Last, vs. Indianapolis	Jan. 11, 2004

## Passing

### Fewest Passing Attempts Allowed, Game

19 vs. Denver	Jan. 4, 1998
23 at N.Y. Jets	Dec. 28, 1986
23 vs. L.A. Raiders	Dec. 28, 1991
23 at San Diego	Jan. 2, 1993

### Most Passing Attempts Allowed, Game

46 vs. Houston	Dec. 23, 1962
46 vs. New England	Jan. 20, 2019
45 at Oakland	Jan. 4, 1970
45 at Indianapolis	Jan. 4, 2014
43 at Houston	Jan. 16, 1994
42 at New England	Jan. 16, 2016
42 vs. Pittsburgh	Jan. 16, 1994

### Fewest Completions Allowed, Game

10 vs. Denver	Jan. 4, 1998
12 at Buffalo	Jan. 1, 1967
12 vs. L.A. Raiders	Dec. 28, 1991
12 vs. Indianapolis	Jan. 7, 1996

### Most Completions Allowed, Game

32 at Houston	Jan. 16, 1994
31 at Indianapolis	Jan. 6, 2007
30 vs. New England	Jan. 20, 2019
29 at Indianapolis	Jan. 4, 2014
28 at New England	Jan. 16, 2016
25 vs. Baltimore	Jan. 9, 2011

### Fewest Gross Passing Yards Allowed, Game

112 vs. Indianapolis	Jan. 7, 1996
136 at Houston	Jan. 9, 2016
140 vs. L.A. Raiders	Dec. 28, 1991
153 at N.Y. Jets	Dec. 28, 1986
160 at Buffalo	Jan. 23, 1994

### Most Passing Yards Allowed, Game

443 at Indianapolis	Jan. 4, 2014
348 vs. New England	Jan. 20, 2019
347 at Oakland	Dec. 22, 1968
306 at Houston	Jan. 16, 1994
304 vs. Indianapolis	Jan. 11, 2004
302 at New England	Jan. 16, 2016

### Most Passing Touchdowns Allowed, Game

5 at Oakland	Dec. 22, 1968
--------------	---------------



4 at Indianapolis	Jan. 4, 2014
3 Fourtimes; Last, vs. Indianapolis	Jan. 11, 2004

## Sacks

### Most Sacks, Game

9 at Houston	Jan. 16, 1994
5 at San Diego	Jan. 2, 1993
4 at Oakland	Jan. 4, 1970
4 at Buffalo	Jan. 1, 1967

4 vs. Baltimore	Jan. 9, 2011
-----------------	--------------

## Interceptions

### Most Interceptions By, Game

5 vs. Houston	Dec. 23, 1962
4 at Oakland	Jan. 4, 1970
4 vs. L.A. Raiders	Dec. 28, 1991
4 at Houston	Jan. 9, 2016



## Single Game

### Total Points

18 Fred Biletnikoff, Oakland	Dec. 22, 1968
18 Thurman Thomas, Buffalo	Jan. 23, 1994
18 Chris Boswell, Pittsburgh	Jan. 15, 2017
15 Scott Norwood, Buffalo	Jan. 5, 1992
14 Steve Christie, Buffalo	Jan. 23, 1994

### Total Touchdowns

3 Fred Biletnikoff, Oakland	Dec. 22, 1968
3 Thurman Thomas, Buffalo	Jan. 23, 1994
2 Max McGee, Green Bay	Jan. 15, 1967
2 Elijah Pitts, Green Bay	Jan. 15, 1967
2 Warren Wells, Oakland	Dec. 22, 1968
2 Freeman McNeil, N.Y. Jets	Dec. 28, 1986
2 Andre Reed, Buffalo	Jan. 5, 1992
2 Terrell Davis, Denver	Jan. 4, 1998
2 Edgerrin James, Indianapolis	Jan. 11, 2004
2 T.Y. Hilton, Indianapolis	Jan. 4, 2014
2 Donald Brown, Indianapolis	Jan. 4, 2014
2 Rob Gronkowski, New England	Jan. 16, 2016
2 Rex Burkhead, New England	Jan. 20, 2019
2 Sony Michel, New England	Jan. 20, 2019

### Field Goals

6 Chris Boswell, Pittsburgh	Jan. 15, 2017
3 Scott Norwood, Buffalo	Jan. 5, 1992
3 Steve Christie, Buffalo	Jan. 23, 1994
3 Adam Vinatieri, Indianapolis	Jan. 6, 2007
3 Billy Cundiff, Baltimore	Jan. 9, 2011
2 George Blanda, Oakland	Dec. 22, 1968
2 Jim Turner, N.Y. Jets	Dec. 20, 1969
2 Garo Yepremian, Miami	Dec. 25, 1971
2 Jeff Jaeger, L.A. Raiders	Dec. 28, 1991
2 Al Del Greco, Houston	Jan. 16, 1994
2 Pete Stoyanovich, Miami	Dec. 31, 1994
2 Stephen Gostkowski, New England	Jan. 16, 2016

### Pass Attempts (All 40+)

46 George Blanda, Houston	Dec. 23, 1962
46 Tom Brady, New England	Jan. 20, 2019
45 Andrew Luck, Indianapolis	Jan. 4, 2014
43 Warren Moon, Houston	Jan. 16, 1994
42 Neil O'Donnell, Pittsburgh	Jan. 8, 1994
42 Tom Brady, New England	Jan. 16, 2016
40 Joe Namath, N.Y. Jets	Dec. 20, 1969

### Pass Completions

32 Warren Moon, Houston	Jan. 16, 1994
31 Peyton Manning, Indianapolis	Jan. 6, 2007
30 Tom Brady, New England	Jan. 20, 2019
29 Andrew Luck, Indianapolis	Jan. 4, 2014
28 Tom Brady, New England	Jan. 16, 2016
25 Joe Flacco, Baltimore	Jan. 9, 2011

### Passing Yards (All 300+)

443 Andrew Luck, Indianapolis	Jan. 4, 2014
348 Tom Brady, New England	Jan. 20, 2019
345 Daryle Lamonica, Oakland	Dec. 22, 1968
306 Warren Moon, Houston	Jan. 16, 1994
304 Peyton Manning, Indianapolis	Jan. 11, 2004
302 Tom Brady, New England	Jan. 16, 2016

### Long Pass

69 Jack Kemp	
to Elbert Dubenion, Buffalo	Jan. 1, 1967

### Touchdown Passes

5 Daryle Lamonica, Oakland	Dec. 22, 1968
4 Andrew Luck, Indianapolis	Jan. 4, 2014
3 Pat Ryan, N.Y. Jets	Dec. 28, 1986

3 Jim Kelly, Buffalo	Jan. 5, 1992
3 Neil O'Donnell, Pittsburgh	Jan. 8, 1994
3 Peyton Manning, Indianapolis	Jan. 11, 2004

### Interceptions Thrown

5 George Blanda, Houston	Dec. 23, 1962
4 Todd Marinovich, L.A. Raiders	Dec. 28, 1991
4 Brian Hoyer, Houston	Jan. 9, 2016
3 Joe Namath, N.Y. Jets	Dec. 20, 1969
3 Daryle Lamonica, Oakland	Jan. 4, 1970
3 Jim Kelly, Buffalo	Jan. 5, 1992
3 Peyton Manning, Indianapolis	Jan. 6, 2007
3 Andrew Luck, Indianapolis	Jan. 4, 2014

### Rushing Attempts

33 Thurman Thomas, Buffalo	Jan. 23, 1994
31 Freeman McNeil, N.Y. Jets	Dec. 28, 1986
30 Le'Veon Bell, Pittsburgh	Jan. 15, 2017
29 Sony Michel, New England	Jan. 20, 2019
26 Edgerrin James, Indianapolis	Jan. 11, 2004
25 Leroy Thompson, Pittsburgh	Jan. 8, 1993
25 Terrell Davis, Denver	Jan. 4, 1998
25 Joseph Addai, Indianapolis	Jan. 6, 2007

### Rushing Yards (All 100+)

186 Thurman Thomas, Buffalo	Jan. 23, 1994
170 Le'Veon Bell, Pittsburgh	Jan. 15, 2017
156 Derrick Henry, Tennessee	Jan. 6, 2018
135 Freeman McNeil, N.Y. Jets	Dec. 28, 1986
125 Edgerrin James, Indianapolis	Jan. 11, 2004
122 Joseph Addai, Indianapolis	Jan. 6, 2007
119 Marion Butts, San Diego	Jan. 2, 1993
113 Sony Michel, New England	Jan. 20, 2019
107 Nick Bell, L.A. Raiders	Dec. 28, 1991
101 Terrell Davis, Denver	Jan. 4, 1998
100 Thurman Thomas, Buffalo	Jan. 5, 1992

### Rushing Touchdowns

3 Thurman Thomas, Buffalo	Jan. 23, 1994
2 Elijah Pitts, Green Bay	Jan. 15, 1967
2 Freeman McNeil, N.Y. Jets	Dec. 28, 1986
2 Terrell Davis, Denver	Jan. 4, 1998
2 Edgerrin James, Indianapolis	Jan. 11, 2004
2 Rex Burkhead, New England	Jan. 20, 2019
2 Sony Michel, New England	Jan. 20, 2019

### Long Run

54 Marion Butts, San Diego	Jan. 2, 1993
----------------------------	--------------

### Pass Receptions

13 T.Y. Hilton, Indianapolis	Jan. 4, 2014
10 Todd Heap, Baltimore	Jan. 9, 2011
10 Julian Edelman, New England	Jan. 16, 2016
9 Haywood Jeffries, Houston	Jan. 16, 1994
9 Dallas Clark, Indianapolis	Jan. 6, 2007
8 Charles Smith, Oakland	Jan. 4, 1970
7 Max McGee, Green Bay	Jan. 15, 1967
7 Fred Biletnikoff, Oakland	Dec. 22, 1968
7 John Henderson, Minnesota	Jan. 1, 1970
7 Paul Warfield, Miami	Dec. 25, 1971
7 Jeff Graham, Pittsburgh	Jan. 8, 1994
7 Joseph Addai, Indianapolis	Jan. 6, 2007
7 Rob Gronkowski, New England	Jan. 16, 2016
7 Julian Edelman, New England	Jan. 20, 2019

### Receiving Yards (All 100+)

224 T.Y. Hilton, Indianapolis	Jan. 4, 2014
180 Fred Biletnikoff, Oakland	Dec. 22, 1968
140 Paul Warfield, Miami	Dec. 25, 1971
138 Max McGee, Green Bay	Jan. 15, 1967
127 Bobby Burnett, Buffalo	Jan. 11, 1967



111 John Henderson, Minnesota	Jan. 11, 1970
108 Todd Heap, Baltimore	Jan. 9, 2011
108 Antonio Brown, Pittsburgh	Jan. 15, 2017
103 Dallas Clark, Indianapolis	Jan. 6, 2007
100 Andre Reed, Buffalo	Jan. 5, 1992
100 Julian Edelman, New England	Jan. 16, 2016

**Touchdown Receptions**

3 Fred Biletnikoff, Oakland	Dec. 22, 1968
2 Max McGee, Green Bay	Jan. 15, 1967
2 Warren Wells, Oakland	Dec. 22, 1968
2 Andre Reed, Buffalo	Jan. 5, 1992
2 T.Y. Hilton, Indianapolis	Jan. 4, 2014
2 Rob Gronkowski, New England	Jan. 16, 2016

**Interceptions Made**

2 Kirby Jackson, Buffalo	Jan. 5, 1992
--------------------------	--------------

**Long Interception Return**

50 Willie Wood, Green Bay	Jan. 15, 1967
---------------------------	---------------

**Long Punt Return**

26 Russell Copeland, Buffalo	Jan. 23, 1994
------------------------------	---------------

**Long Kickoff Return**

52 George Atkinson, Oakland	Jan. 4, 1970
-----------------------------	--------------

**Long Punt**


64 Reggie Roby, Miami	Jan. 5, 1991
-----------------------	--------------

**Long Field Goal (All 50+)**

58 Pete Stoyanovich, Miami	Jan. 5, 1991
50 Adam Vinatieri, Indianapolis	Jan. 6, 2007

**Sacks**

3 Gerald Williams, Pittsburgh	Jan. 8, 1994
3 Whitney Mercilus, Houston	Jan. 9, 2016



# CHIEFS KINGDOM

FEATURE CLIPPINGS



## TEAM

1. Cheers and Confetti Fill Union Station as Kansas City Earns Bid to Host 2023 NFL Draft **2**
2. Former **Chiefs** great Tony G: From Bullied kid to Hall of Famer who speaks his mind **4**
3. Changes in **Chiefs** camp over ten-year period **11**

## EXECUTIVES/COACHES

1. Chiefs Chairman & CEO **Clark Hunt** Named Chairman of the NFL's Finance Committee **13**
2. Chief's Kick Off NFL Huddle for 100 Campaign with Service Activity at Local School **14**
3. A builder and his foundation: **Steve Spagnuolo** uses the OTA practices to cultivate defensive unity **16**
4. How **Andy Reid** led the Chiefs from their darkest moment to one of their brightest **19**
5. **Andy Reid's** beloved Air Force 1s are the latest example of how he connects with players **25**

## PLAYERS

1. Before this Chiefs rookie bought Mom a house, he nursed her through brain-tumor scare **29**
2. Chief's rookie **Mecole Hardman** is more than a football player to special needs community **34**
3. Chiefs linebacker **Anthony Hitchens** shaped by life-altering decision made as a youth **39**
4. 'A perfect situation for me': Sixth-round pick **Darwin Thompson's** versatility a good fit in Chiefs' offense **46**
5. Kansas City Chiefs star **Travis Kelce** attends wedding of deserving fans **49**
6. Good sleep and this personal trainer have helped make a 'Greek god' of **Patrick Mahomes** **51**
7. **LeSean McCoy** finds his home with 'Big Red' and the Chiefs **55**
8. Chiefs' **Frank Clark** spent part of his childhood homeless. It shapes his identity now **57**
9. Even as Chiefs' Maytag Repairman, **Dustin Colquitt** **63**
10. The infectious power and higher calling of Chiefs safety **Tyrann Mathieu's** view of life **67**
11. A girl with a brain tumor gave **Patrick Mahomes** a bracelet. He wears it during games **70**
12. How doubt transformed Chiefs rookie **Juan Thornhill** from overlooked to NFL starter **72**
13. **LeSean 'Shady' McCoy** on transforming Harrisburg real estate and earning his way into the Pro Football Hall of Fame **76**

(Team)

## **Cheers and Confetti Fill Union Station as Kansas City Earns Bid to Host 2023 NFL Draft**

Matt McMullen

May 23, 2019

Chiefs.com

Confetti rained down as some of Kansas City's most-influential decision-makers shook hands and exchanged congratulations on Thursday morning at Union Station. After years of tireless work and collaboration between numerous groups, what began as a hopeful idea had finally transformed into a concrete reality.

The 2023 NFL Draft is headed to Kansas City.

"Great news like this shows what this city can be and what it's becoming," said Kansas City Mayor Sly James at Thursday's press conference. "Make no mistake, this will be one of the biggest events in the history of this city."

James was in attendance on Thursday alongside Kansas City Sports Commission President & CEO Kathy Nelson, Chiefs President Mark Donovan, City Planner Troy Schulte, Union Station President & CEO George Guastello and 2023 NFL Draft Local Organizing Committee Co-Chair Greg Graves – each of whom played a critical role in the bidding process and will continue to do so as preparations for the event get underway.

"Lamar [Hunt] is looking down and smiling right now," Donovan said, referencing the Chiefs legendary founder. "He would be proud of the impact this franchise has on this region, all of the cooperation between this city and this franchise, and all of the support from Chiefs Kingdom, which makes things like this possible."

Fittingly, the news came on the 56th anniversary of Hunt's initial announcement to move the Dallas Texans to Kansas City back in 1963. All these years later, Kansas City will host the marquee event of the NFL offseason and the second-biggest event on the league's calendar overall.

In fact, 47.5 million viewers tuned into the Draft just last year. It's a mammoth event, drawing the attention of more than 115 nations around the world.

"This is an enormous opportunity for all of us," Donovan added. "We are so excited to be a part of it."

Of course, earning the right to host an event of this magnitude isn't easy. It took vision, exhaustive research, seamless collaboration, endless hours of work and numerous bids to make this happen. What began as an initial inquiry back in 2015 led to formal bids that fell just short a few years later, but the group's unwavering persistence ultimately paid off this week.

“We know that Kansas City will be a successful host city,” Nelson said.

“We are accessible to people from all four corners of the country. We have deep, historic cultural roots and great food and entertainment options, [not to mention] our passionate Chiefs Kingdom fanbase. We know we will create memories for fans of all teams as they enjoy a massive, free football festival, and we’ll work with the NFL to make sure we create lifelong memories for the draft prospects and their families.”

The Draft was held in New York City from 1965 until 2014 before moving to Chicago for two years from 2015-16. Philadelphia, Dallas and Nashville have all held the event since, with the latter attracting hundreds of thousands of fans just a few weeks ago while generating more than \$200 million in estimated economic impact.

“We expect thousands of hotel rooms to be booked more than a year out,” Nelson said. “Restaurants, bars, transportation, retail and local Kansas City attractions can all expect a major lift in business during draft week.”

Steve Sanders

And while the three-day event is still four years away, the preparation will get started immediately.

“We will watch and learn from [the other cities in the coming years] and the NFL Events team will continue to work with us, our planning committee and city leaders on the details surrounding such a massive event,” Nelson said. “Leading up to the 2023 Draft, we’ll finalize the exact dates and the final location of the Draft stage and fan experiences, knowing that Union Station and the National World War I Museum and Memorial will be our focus for the backdrop.”

That planning began as an idea all those years ago – a desire to thrust Kansas City onto the national stage in a way it has never been featured before – and as of this week, it’s set to become a reality.

“I am beyond exhausted, but I am also beyond excited and beyond proud,” Nelson said. “Kansas City is the home of the 2023 NFL Draft.”

(Team)

## **Former Chiefs great Tony G: From bullied kid to Hall of Famer who speaks his mind**

Vahe Gregorian

July 28, 2019

KC Star

Grazing on a bowl of nuts and dried fruits at a table in his palatial home one day in June, Tony Gonzalez contemplated his ascension into the Pro Football Hall of Fame, and what he plans to say about it on Saturday in Canton, Ohio.

"I don't have a speech written out: I'm not that guy, I never will be," said Gonzalez, the first tight end named to the Hall in his first year of eligibility. "I like to just talk and whatever comes out, comes out."

No doubt his words will be eloquent and inspiring, particularly based on what he shared about three key pivot points from his humble and tentative roots to greatness on the field — not to mention prosperity and fulfillment today as a TV analyst, husband, father, motivational speaker, voracious reader and world traveler.

Also could be that some of his words will rankle, as Gonzalez long has been prone to do by spontaneously speaking his mind.

Influenced as he might be by such books as "Zen Reflections" and "The Book of Joy," Gonzalez in recent years also has strived to be less a conformist and pleaser in the spirit of another book on his shelf: "The Subtle Art Of Not Giving A F\*ck."

The downside of that enlightenment, of course, is how others might interpret it.

That brings us to the subtle difference in how the Chiefs and their fans seem to be processing the simultaneous inductions of Gonzalez and safety Johnny Robinson, each of whom made their names in 12 years as Chiefs and refined, if not redefined, the positions they played.

And yet ...

“I would tell you that the Johnny celebration is going to be a little different than the Tony celebration,” Chiefs president Mark Donovan said Friday. “But they’re both going to be fun.”

While adding “we’ll always think (Gonzalez) is a Chief,” Donovan didn’t elaborate on the distinction.

[Robinson is as pure and original a Chief as there can be](#), drafted in the franchise’s first season, 1960, as the Dallas Texans, never playing elsewhere and becoming a key element in their pinnacle of triumph in Super Bowl IV in 1970.

That’s all in contrast to Gonzalez: Seeking to play in a Super Bowl as he was aging and the Chiefs were in need of repair, Gonzalez requested a trade and played his last five seasons in Atlanta.

If that perceived affront to KC had faded, it was rekindled when he gushed over Atlanta when he was named to the Hall of Fame in Atlanta and was speaking with an Atlanta media outlet.

Never mind that he also said [he was proud to be a Chief](#) that day.

When I wrote a few weeks ago that [Chiefs fans might want to chill and enjoy this moment with an amazing player](#), the reaction was mixed.

But Donovan was right when he said anyone who played for more than one team is “in a tough spot, right? You’ve got to take care of all the fans.”

So we’ll say it again: Chiefs fans can hold whatever grudge they want. But what a waste not to embrace this ride with Gonzalez, who loved Kansas City — the bedrock of a career in which he amassed the second-most receptions in NFL history (1,325, including 916 with the Chiefs).

“Mind-blowing numbers,” said former Chiefs quarterback Trent Green, adding, “Tony was the superstar of the town ... He was that guy.”

A man of “high integrity and character who always carried himself that way,” former teammate and receiver Eddie Kennison called him.

Noting his fiendish work ethic, Kennison added, “He wasn’t one of those guys to take a knee when it wasn’t his turn.”

In fact, that's the hinge of Gonzalez's story and something anyone should savor.

Despite his genetic gifts, his story is about a crusade and the example of how he navigated three turns that will dominate his Hall of Fame speech.

"Don't ever think that you just show up and this happens," he said. "The hardest things in my life have made me who I am."

## BULLY PULPIT

Many of Gonzalez's early memories are of his family on welfare and moving around near Los Angeles as his single mother, Judy, toiled at a nursing home and became the strongest person he knows.

By the time he moved to Huntington Beach, a second-rate skateboard became his main transportation, and basketball and a surfboard from a swap meet his preoccupations. (The surfboard was courtesy of his father, Joe, who contrary to general understanding saw his sons on weekends.)

The self-described "goofy, goofy kid" whose mother will tell you he was clumsy never could have envisioned the arc of his life stemming from a game he initially couldn't stand.

He resisted football to the point of simply leaving practices and quitting his Pop Warner team during his second season before his older brother, Chris, ultimately coaxed out a love for the game.

But that wouldn't have happened if not for Gonzalez facing his nemesis: a boy a year older who routinely threatened and bullied him when Gonzalez was in eighth grade. Another bully joined in later, and together they once compelled him to run into his house yelling "*Noooooo!*"

Which promptly led to kids at school yelling "*Noooooo!*" to make fun of him.

He felt like a "loner, nerd, outcast, with no friends hardly." And a coward.

"But my philosophy back then was it's better to be a live chicken than a dead duck," he said.

Until his eighth-grade graduation.

While others celebrated, Gonzalez shuddered at seeing his main agitator and hid behind a wall, where his family found him.

“My mom didn’t even say anything. She just looked at me with the eyes of disappointment,” he said. “My brother mouthed the words, ‘What are you doing?’ They were both disgusted by me.”

And that, he said, was it.

“One minute Tony was this way,” he said, snapping his fingers. “And this next minute it’s this way. It just changed me forever.”

The next time he remembered seeing his prime tormentor was his junior year of high school, when Gonzalez had grown into an athletic 6-foot-3 or 6-4 frame.

“Now I’m looking down on him,” Gonzalez said. “I just looked at him and smiled.”

All these years later, he remembers his name (Curtis Parker) and wonders if Parker remembers his.

“I should thank him,” he said. “It was the best thing that ever happened to me.”

With a certain lasting impact: Even conceding he could have chosen his words better when he said, “It made my career to come to Atlanta,” Gonzalez bristled at what he considered an overreaction in Kansas City and said no one was going to “bully me ... into thinking I did something wrong.”

### **‘IT’S ALL UP TO ME’**

During his sophomore year as a two-sport athlete at the University of California in Berkeley, Gonzalez’s 10 catches for 150 yards were offset by a fumble in Cal’s 29-24 loss to rival Stanford.

He cried uncontrollably after the game and vowed never to fumble again. (In fact, he fumbled just six times in his NFL career and only once in his final 15 seasons.)

But the results came only after deeper soul-searching alone one night in the Berkeley Hills watching planes take off from Oakland.

He thought about how he was squandering his life by doing “what most lost college students do — partying and partaking in every activity you could think of and not really going to class that much.”

He gazed at the planes and pictured where they were going, envisioning himself on various flights. One could be taking him home “with nothing to do — no career, no degree, no nothing, and forget about pro sports.”

Or, he thought, “I can be on that plane going somewhere great, somewhere exotic ... It’s all up to me.”

Literally the next day, he said, snapping his fingers once more, his partying days were behind him and his workouts urgent.

“Cold-turkey everything,” he said. “My life radically changed.”

He became an All-America football player the next season, helped Cal to a Sweet 16 berth in the NCAA men’s basketball tournament and was drafted 13th overall by the Chiefs when president and general manager Carl Peterson traded up to get him.

But the ultimate change was yet to come.

## **RESOLVING TO BE GREAT**

As a Chiefs reserve his rookie year, Gonzalez showed promise. But it was the failures of 1998 that proved vital in all to come next: Gonzalez had 59 catches ... but dropped 16 passes.

Tony Gonzalez spent 12 mostly stellar seasons in KC before being traded to Atlanta. He made the Pro Bowl a total of 14 times during his career. *KC STAR FILE PHOTO*

He remembers being benched and booed at home. His brother, from whom he became estranged after his football career, sent him a letter simply saying, “I don’t know who you are out there, but that ain’t the Tony I’ve seen. You are playing scared.”

“Best thing that ever happened to me. It was like a huge wakeup call,” he said. “Once again, you have a choice: I can do this and get beaten down by it, or I can change it and say I’ll never go through that again.

“And in the process of saying I’ll never go through that again, I better learn how not to ever go through that again.”

On team charters, Gonzalez immersed himself in motivational books (he has hundreds now) and morphed into obsessiveness.

From a book on Vince Lombardi, he was struck by the realization that “You’ll never be better than anybody else, consistently, if you’re doing what everybody else is doing.”

So he resolved to catch more practice passes than anyone ever. Maybe it was a million over his lifetime, he reckons, which would mean approximately 755 for every one of his 1,325 career receptions.

He’d try to get 100 catches before practice and then more on the sideline while others were taking a knee. After practice, in pads with helmet on and mouthpiece in, he’d look for 100-200 more.

“He was different,” Peterson said. “He really, really wanted to be the very, very best, the very, very best that he could be.”

That zealous preparation naturally enhanced his skill-set. But it also changed a fragile mindset that might mean one drop would lead to another, to thinking “don’t drop it,” instead of, “It’s mine.”

Some might apply another meaning to that phrase — that Gonzalez was more consumed with himself than the team.

But Green scoffed at that, saying that even if he wished Gonzalez hadn’t lamented the change from a West Coast offense under Dick Vermeil, it never mattered “eye-to-eye” in the huddle or in Gonzalez’s habits — including trying to become a better blocker.

In 2008, though, Gonzalez found himself in the crosshairs of some Chiefs fans. Peterson was on the verge of indulging Gonzalez’s trade request when, for reasons that depend on one’s perspective, the prospective deals fell through.

“He was very angry that I didn’t do it,” Peterson recalled. “I said, ‘Tony, you’re too valuable to this organization.’ ”

With his request and disappointment publicly known, Gonzalez incurred the ire of fans even as he enjoyed one of his best seasons: 96 receptions, 10 touchdowns and 1,058 yards. Today, Gonzalez, who has an ongoing relationship with Peterson, looks back and thinks, “I probably wouldn’t have let me go, either.”

But when Scott Pioli succeeded Peterson in 2009, he traded Gonzalez to Atlanta for a second-round pick.

Gonzalez found more success in Atlanta, but he remains most distinguished by his time in Kansas City. He still hold numerous position and Chiefs records and notably is second only to Hall of Famer Will Shields in career starts for the Chiefs (223-174) after missing just two games from 1998-2008.

All of which helps explain why Peterson remains proud he held the line and wasn’t responsible for Gonzalez leaving.

And why Kansas City fans might go ahead and appreciate that Gonzalez is foremost a Chief ... however it all comes out on Saturday.

(Team)

## **Changes in Chiefs' camp over ten-year period**

Bailey Ketcham

August 8, 2019

News-Press Now

The Chiefs' training camp has now been at Missouri Western State University's campus for 10 years. In those years, many aspects have changed and some have stayed the same.

When it was first decided that camp was coming to Western, the university's administration had about a year to figure out the logistics and how they wanted the camp to look before the summer of 2010.

Brett Esley, Western associate athletic director, says they've had to add a lot in order to be a quality place for camp to take place.

The Griffon Indoor Sports Complex and grass practice fields were constructed before camp began. After a few years of camp, the renovation of the entire Spratt Stadium took place to create a better atmosphere.

"None of this was here before camp, which is unique to a lot of other training camps that take place on college campuses," Esley said. "In most cases, the infrastructure was already there and the NFL team has to adapt to that."

Another change to camp is the practice style. The Chiefs' used to practice twice a day, giving more opportunities for fans to see the team. In 2011 the NFL collective bargaining agreement changed that, meaning teams could only practice once a day.

"In the first three years they would have night practices in Spratt Stadium, which is not the case anymore," Esley said. "Those practices were always some of the highest attended."

In the past it was common for NFL teams to train against another team during camp. This only happened once during the 10 years, when the Arizona Cardinals came and trained against the Chiefs for a practice.

One of the constants throughout the years, Esley said, is the stream of fans coming to camp.

“Year one has always been our record year in attendance with 66,000,” Esley said. “There were more chances for fans to come see the Chiefs in a practice setting in that year, that attendance was going to be hard to beat.”

However, with the Chiefs’ coming off of three AFC West Championships in a row and an MVP quarterback in Patrick Mahomes II, the attendance still remains high at camp today.

Esley says Western is fortunate to have had the Chiefs here for all 10 years and is thankful for how they’ve helped the campus evolve.

(Clark Hunt)

## **Chiefs Chairman & CEO Clark Hunt Named Chairman of the NFL's Finance Committee**

Matt McMullen

February 14, 2019

Chiefs.com

Kansas City Chiefs Chairman & CEO Clark Hunt is accepting a new responsibility with the NFL.

Hunt was named the new chairman of the NFL's Finance Committee this week, replacing the late Bob McNair, who passed away in November. The influential committee oversees the league's economic decision-making and is considered one of the NFL's most prominent groups.

A member of the committee for seven years, Hunt will now chair the group that includes fellow owners Arthur Blank (Atlanta Falcons), Joel Glazer (Tampa Bay Buccaneers), Jim Irsay (Indianapolis Colts), Shad Khan (Jacksonville Jaguars), Robert Kraft (New England Patriots), Jeffrey Lurie (Philadelphia Eagles) and Steve Ross (Miami Dolphins).

Hunt will remain on the International Committee with Glazer taking over as chairman. Hunt is also a member of the league's Digital Media, Conduct, and Management Council Executive committees.

As Chairman of the International Committee for the past eight years, Hunt oversaw the expansion of the league's International Series from one annual game in London to five games scheduled to take place between London and Mexico City next season.

The NFL has utilized iconic Wembley Stadium and Twickenham Stadium in London as part of the International Series and, to further facilitate international contests across the pond, the league partnered with Tottenham Hotspur of the English Premier League on the development of a new, dual-sport stadium that will feature an artificial surface for NFL games and a retractable, natural grass surface for soccer matches.

In total, 24 games featuring 30 teams have taken place in London since the first contest back in 2007, while two games have occurred in Mexico City at historic Estadio Azteca.

Kansas City has been right in the middle of that growing international footprint, as the Chiefs played a regular-season game in London in 2015 and will venture beyond our nation's borders once again next season to play in Mexico City.

The sport's popularity has grown on the global scale under Hunt's leadership, and it's one of the many reasons that have earned him a new post with the league.

(Clark Hunt)

## **Chiefs' Players, Alumni and Staff Kick Off NFL Huddle for 100 Campaign with Service Activity at Local School**

Matt McMullen

June 19, 2019

Chiefs.com

They painted the railings, applied new decals to the football helmets and shared some major news on Monday afternoon as Kansas City Chiefs Chairman & CEO Clark Hunt, the entire rookie class, Cheerleaders and dozens of staff members joined the "NFL Huddle for 100" campaign at nearby Lincoln College Prep.

The event launched the Chiefs' participation in the league-wide initiative, which hopes to inspire every fan to contribute 100 minutes of community service this year in honor of the NFL's centennial season.

"It's important for us as an organization throughout the year to get out and give back to the community that has given us so much," Hunt said. "Today was a chance for us to beautify the campus, to help the football coach put some stickers on their helmets and to have a good time making a contribution to the community."

And that was just the beginning.

Following the service activity, Hunt announced that the Chiefs – in partnership with the NFL Foundation, LISC and Kansas City Public Schools – were providing Lincoln College Prep with a \$250,000 "Grassroots grant" to build a new football field at the school that fittingly will sit near the site of old Municipal Stadium, where the Chiefs played from 1963-71.

The new field will be complete this fall just in time for Lincoln College Prep's homecoming and Chiefs Legends Weekend, which will invite the greatest players in franchise history - many of whom played at Municipal Stadium - back to Kansas City.

"What we always try to say to the community is that we're all a part of this. As an organization, - from [Founder Lamar Hunt] early on - he made it imperative that we give back to this community," said Chiefs President Mark Donovan. "To give back in a way that provides an opportunity for more kids to play our game is really impactful, and to tie that into a weekend where we celebrate the greatest of the greatest in Chiefs' history and to do it on the site of Municipal Stadium, it just all ties together so well."

The Chiefs also unveiled a new historical marker for the site that will sit at the corner of 22nd and Brooklyn this fall in an effort to celebrate an integral part of the franchise's history, but the rookies in attendance were just as focused on the future.

After the cameras had left and much of the staff had returned to One Arrowhead Drive, the players each took the time to introduce themselves to Lincoln College Prep's football team.

They shared their stories, lent some advice and provided insight into what helped them reach the highest level.

"It's just really beneficial for the kids to see these guys out in the community," said Lincoln College Prep Head Coach William Lowe. "The Chiefs have been really involved with our program over the last few years, and for our kids to see the Chiefs out here doing things like this up close means a lot to them."

And the campaign is just getting started. Fans are encouraged to join the initiative by volunteering and logging their participation with the hashtag #ChiefsHuddlefor100 on Twitter. It's all just another chance to demonstrate the special relationship between this community and its football team.

To learn more about the NFL Huddle for 100 campaign, [click here](#).

(Steve Spagnuolo)

## **A builder and his foundation: Steve Spagnuolo uses the Chiefs' OTA practices to cultivate defensive unity**

Nate Taylor

May 30, 2019

The Athletic

KANSAS CITY, Mo. — Some reconstruction projects need to start with the foundation. Steve Spagnuolo knows this.

Six voluntary practices are all Spagnuolo has after Thursday, which ended the second week of organized team activities for the Kansas City Chiefs. Spagnuolo, the Chiefs' new defensive coordinator, didn't waste time during Thursday's practice, which was open to reporters.

Every period for the defense featured Spagnuolo's detailed approach. He kept his usual single pencil behind his right ear, grabbing it often after a drill to write down a note or check off a task related to building the foundation of his defense. Spagnuolo kept moving. He rotated from the secondary's drill on technique to the linebackers' drill on footwork to the defensive linemen's hand placement after the snap of the ball.

Consider next week, the Chiefs' final practices before their mandatory minicamp in two weeks, to be Spagnuolo's last chance to ensure that every defender passes his midterm exam. The team's mandatory minicamp will be the start of his advanced courses.

"We haven't put a shoulder pad on," Spagnuolo said. "Luckily, (the NFL) let us put helmets on. Otherwise, we'd still be doing all those pajama practices we were doing earlier. It's a long process. It's been all about building a foundation of fundamentals, communication and believing in the system. It doesn't take a lot of talent to communicate and get aligned."

Perhaps the period Spagnuolo enjoyed most during Thursday's practice wasn't when the team scrimmaged. Instead, it was earlier, when he directed the defense as the metaphorical opposing quarterback. Under center or in the shotgun, Spagnuolo called out the offense's formation. With the help of younger defenders, who played the roles of offensive skill position players, Spagnuolo wanted to see how his projected starters communicated in adjusting toward their proper alignment.

Spagnuolo then increased the speed of the drill. What happens in nickel coverage if a receiver motions across the formation? What word does the defense shout once the offense goes into a trips formation? How fast can one subpackage replace another if the offense is in no-huddle?

"I can see things in front of me like the quarterback sees it, plus I have a little bit of fun," Spagnuolo said. "I can make myself feel young in some ways. I've seen a lot of things, and those particular periods during practice are all mental. I'm looking to see how fast they can think. If I can keep it going fast, they think a little faster and hopefully, it carries over into the game."

But Spagnuolo is quick to mention that his comfort level at this point in the offseason is a credit to the work of his assistants, the men he persuaded in February to work with him again.

Defensive backs assistant Sam Madison, a former cornerback who played under Spagnuolo with the New York Giants, barked instructions throughout practice, always finding a way for the secondary to improve. Linebackers assistant Matt House has been a calm teacher. Brendan Daly, the defensive line assistant, is a vocal motivator.

“The energy within the defense, from what I’ve seen, everybody is excited,” outside linebacker Darron Lee said last week. “But everyone is patient. That’s what you like to see out of a new group of guys. I heard about (Spagnuolo) when he was with the Giants, and seeing him even as I was growing up as a kid, he’s being patient with me.”

At this stage, nothing from the defense is perfect. Yet defensive end Frank Clark has relished the opportunity to learn from Spagnuolo and his assistants. Clark, a star defender known for his passion, has already been influenced by the passion of his new coaches.

“They want to win,” Clark said last week. “Their mindset is just winning and competition and getting better. I feel like those are steps to where you want to become as a franchise, specifically on defense.”

All coordinators, especially when they are installing a new system, must have the support and faith of their star players. The two players Spagnuolo called his leaders Thursday were Clark and safety Tyrann Mathieu, the Chiefs’ biggest acquisitions this offseason.

Beyond their study habits, Clark and Mathieu have impressed Spagnuolo with how they finish their repetitions. Spagnuolo has seen how prideful Clark and Mathieu are about their craft. In last week’s open practice, [Clark surprised quarterback Patrick Mahomes with his intelligence and athleticism](#). In Thursday’s practice, Mathieu frustrated Mahomes by recording pass breakups on consecutive snaps during the team’s seven-on-seven scrimmage.

“Sometimes, it’s really difficult in free agency in this league to find out the intangible thing, the things you can’t see on film,” Spagnuolo said of Clark and Mathieu. “You’ve got to dig deep. (General manager) Brett (Veach) and his staff did a great job, and we knew what we were getting. We haven’t played a game yet, but from a standpoint of practice and how hard they work, it’s been really, really good.”

A talented rookie has already captivated Spagnuolo, too. For the first time since the NFL Draft, Spagnuolo revealed Thursday that he was seriously intrigued by safety Juan Thornhill during the Senior Bowl, the pre-draft event in January. Thornhill was the first defender the Chiefs selected in the draft, bringing him in with the 63rd overall pick in the second round.

Thornhill has performed better than expected. He played several snaps Thursday alongside Mathieu during the team’s full scrimmage.

“He’s been a guy that’s picked up things pretty good,” Spagnuolo said of Thornhill. “I like the way he plays, and I complimented him in a unit meeting the other day. I put a clip on of where I saw him bursting to the football, which is really important in what we’re doing. So far so good.”

With Spagnuolo’s praise of the defense’s excellent execution or its proper adjustment also comes his responsibility to correct a mistake when one occurs. The consistency Spagnuolo seeks has yet to arrive. He has responded with consistency in another way: by giving face-to-face attention to his players.

“If you have a teaching moment and you have an opportunity to teach them something, then I think it just sinks in a little bit more if it’s one-to-one than trying to yell over the music (from a distance),” Spagnuolo said. “I’ve kind of always done it like that.”

(Andy Reid)

## **How Andy Reid led the Chiefs from their darkest moment to one of their brightest**

Sam Mellinger

September 5, 2019

KC Star

The most dysfunctional, ugly and tragic season in their professional lives had just ended in an appropriately non-competitive loss in Denver. Afterward, in his post-game news conference, the dazed head coach had no coherent response when asked why he should keep his job.

The 2012 Chiefs won just two games. They did not so much as hold a lead until their ninth game. A starting linebacker murdered the mother of their child, then drove to the practice facility and shot himself in the head with his bosses watching in horror.

The players showered and dressed in silence that day in Denver. Heads shook. They walked slowly from the locker room to the bus and out into the uncertainty of their futures.

“Thanks for playing hard,” Norma Hunt, the franchise founder’s widow, told many of them individually. “We have a lot to look forward to.”

A few weeks later, punter Dustin Colquitt worked out alone at the Chiefs’ practice facility. He’d been selected to the Pro Bowl and kicked through his preparation. A staffer approached. The new head coach wanted a word. *Don’t interrupt your work. Whenever you’re done, walk into his office.*

Colquitt liked that. The message came through clear. Work first, then we can get to know each other. He liked the meeting even more.

“Are you done with this city?” Reid said, according to Colquitt. “Or are you just done with what’s transpired over the last four years?”

Colquitt answered quickly, and with certainty. “No, I love this city. I have too much going on. I don’t want to start over.”

Reid: “You don’t have to. We want you here.”

This is just one of a million moments that helped drag the Chiefs from their lowest point in history to now, perhaps their most anticipated season since Super Bowl IV.

Chiefs chairman Clark Hunt talked constantly of wanting stability. He used the Pittsburgh Steelers as the model, and for a while, that felt somewhat cruel. The Chiefs presented the ultimate picture of chaos: three head coaches in five years, in-fighting with the front office, distrust between the locker room and bosses.

Then came Hunt’s finest moment. He blew up the only power hierarchy the team had ever known in an effort to promote more in-house cohesion, and then moved swiftly and decisively, out-maneuvering several other teams to hire Reid as his head coach.

The first bit of evidence that the Chiefs had steered away from the cliff’s edge and back toward relevance came in Reid’s first game as coach — a 28-2 win in Jacksonville so refreshing and encouraging that players literally sang their way into and danced their way around the post-game locker room.

Exactly six years to the day later, the Chiefs again open a season in Jacksonville. The questions have moved from whether Reid can save the franchise’s dignity to whether he will deliver its first Super Bowl championship in 50 years.

This is the perfect moment to examine how the Chiefs got from there to here, through the eyes of five men who’ve been here the whole time: Reid, Colquitt, left tackle Eric Fisher, fullback Anthony Sherman and tight end Travis Kelce.

“Man, how did we get here?” Kelce said. “Back to Jacksonville, Week 1. It’s luck of the draw, but I’m so fortunate to get stuck here with Andy Reid.”

## **REID’S LEADERSHIP**

A million reasons exist for the Chiefs’ climb from the bottom to the precipice of the top. Most of them lead back to Reid, and we’ll get into that soon, but no man walks alone.

The first thing Reid needed: buy-in. The strategy is multi-fold. Players describe him as stubbornly honest, always available and relentlessly committed to making them better.

“I haven’t known anything different,” said Sherman, among the first players acquired by Reid in Kansas City. “You know who he is, so let’s go.”

Reid’s meeting with Colquitt is a good illustration of his leadership philosophy. You shouldn’t be coaching down to anyone. These are grown men. Set boundaries, but if you respect them, they’ll respect you. Some bosses are driven by ego. You probably know the type. It can be effective for a time, but eventually it is transparent — in a bad way.

The Chiefs had seen that, by the way. Several players came to see coach Todd Haley that way, before he was fired. General manager Scott Pioli, too. One-time Chiefs defensive coordinator Romeo Crennell, later promoted to head coach when Haley was ousted, is generally believed to be a good man with pure intentions, but even his relationships with players were often torpedoed by assistants.

In some ways, then, it’s possible to think of the situation Reid inherited as destined for one of two directions. The players could have been so thoroughly burned out and mentally drained that they could trust no one in the building again, or so starved for success that they wrapped their arms around the new direction. That particular locker room had been beaten down, but it retained its pride.

“It’s tough to even look back and even remember how things were, and you don’t want to,” said Colquitt, who has been a Chief longer than any other current player, coach or executive. “It’s cut and dried. You know where you stand. There’s no hidden agenda or surprises. He wants us to work, get better, be men, don’t argue about trivial stuff that doesn’t make us sharpen each other.

“Everything is on the forefront. These things can hurt us, and these things are great for our chemistry. We’re going to stick with the things that are great for our chemistry.”

Quickly, game-planning meetings that used to be full of friction and passive-aggressive signals became united. If you had something to offer, do it. The players quickly learned to trust that nobody would put anyone else in a bad spot.

Coaches talk about distractions so often it is perhaps the sport's most overused cliché. But they don't just mean outside noise. They mean clearing out anything that isn't helping push the team forward, including and especially petty in-house disagreements based more on ego or self-interest than the greater good.

Starting in 2013, the Chiefs operated with clear minds. Ask Colquitt if that was new.

"Absolutely," he said. "I would say there's no conflict now."

The difference could not be more stark, and by now the pattern has exposed itself. The Chiefs' culture change from 2012 is about a change in personality and style from the previous leadership group to Reid.

Where insecurity and distrust once spread, there is now confidence and cohesion. Where the head coach was once hired after two years as an offensive coordinator, there is now a man with 207 wins, including the playoffs, over 20 seasons.

## **SETTING EXPECTATIONS**

The message is the same, whether it's told by guys who used to play for Reid, still play for Reid, have coached with Reid — or *are* Reid.

Be honest. Communicate. Be trustworthy. Work hard. Set high expectations, and help your coaches and players reach them.

"Whatever they throw out on the table, maybe I can help it or I can't help it, but I'm going to give them an honest answer," Reid said. "If I need to find something out that I don't know, I'll look into that. If we're serving Mahomes flakes and they don't want them, I'll go figure it out, right? It can be that simple.

"And it's not going to leave that room. I'm not going to hold a grudge if it's something I don't agree with. Just get it out of there, and then it works out OK. Then there's a trust that builds up."

Isn't that what all coaches should do? All leaders? Of course it is, but conversations over the years with various players with experience in multiple organizations reveals a generally similar hangup: The pressure of the NFL exposes the slightest faults.

A coach without full confidence might not fully share credit. He might work harder to gain trust and credibility than he does earning it.

This isn't simply about Reid, either. Assistants matter, and more than a quarter of the league's teams are coached by Reid or a former Reid assistant. That's not an accident.

"I'm not afraid to hire guys that are intelligent," Reid said. "Sometimes people get nervous (their assistants are) going to take over for you, or engulf you, impress more than you impress. The ego, or whatever you want to say. I don't worry about all that. I just want to find the best guys that love the game, and I don't have to worry about off the field (problems)."

The result is a culture that those involved in have consistently described as pure, together and focused on the same things.

Reid's teams in Kansas City have started 9-0 and 1-5, and Colquitt is among the players who swear the message stayed consistent. That builds trust, especially when the most important factor exists — that players believe the coach is helping them succeed.

"We get a lot of guys coming from other places and we have a special thing going here," Fisher said. "I don't think every locker room around the league is as tight as we have here. We have a core group of guys who've been around a while and know in and out what coach Reid expects of us, and we can kind of lead the newer guys on what's expected on a daily basis."

One more thing that keeps coming up in these conversations: fun. Reid's monotone, say-nothing news conferences belie his true self. He is wickedly funny, with a sharp and quick and often self-deprecating sense of humor.

He has developed the people skills required to lead 53 players and a coaching staff, everyone with different wants and priorities. The NFL is a brutal business, and when teams lose fun, they always lose games.

Reid's Chiefs prioritize fun. That's easier now, too, with a quarterback who makes nothing impossible leading what could be one of the greatest offenses of all time.

"I think what was missing a little before this coaching staff walked in the building is joy," Colquitt said. "He's happy to wake up, happy to come to the office and happy that God has given him so many creative blessings. He joyfully comes to work and is thankful for what shoes he fills. That rubs off."

The results are there. A franchise without direction is now surgically focused. A franchise that was rocked by instability has made the playoffs five times and had a winning record in each of Reid's six seasons.

The transformation is thorough. All that's left is to see if the Chiefs can complete the journey from worst example of the NFL to the best.

(Andy Reid)

## **Andy Reid's beloved Air Force 1s are the latest example of how he connects with players**

Nate Taylor

September 10, 2019

The Athletic

Travis Kelce was one of the first players to notice something different about Andy Reid.

Early last season, Kelce scanned his head coach, then tilted his eyes downward toward Reid's feet. Reid, one of the NFL's oldest coaches at age 61, walked around the Kansas City Chiefs' practice facility the way he always did, with a calm, smooth gait. But Kelce noticed new footwear: Nike Air Force 1s.

"Me being a vintage guy, I always appreciate it when I see somebody rocking 'em," Kelce said. "It's just cool seeing Big Red out there dropping the Forces. It gives a little swagger to him."

Kelce describes himself as a "sneakerhead," someone who cares deeply about the shoe game. He appreciates Reid, who helped him become one of the NFL's best tight ends during his seven-year career. And Kelce really loves that Reid wears his own customized, signature-style Air Force 1s.

Consider Kelce to be the marketing director for Reid's sneakers, known as the AR1s at the Chiefs' facility. Kelce, who launched his own lifestyle brand, Tru Kolors, over the summer, has recognized all the details in the two main sneakers in Reid's collection.

"He used to have A.W.R., which are his initials, on the back," Kelce said. "He switched them this year to just having A.R. on them. On game day, it's always all black, and for practice he's got the white-and-red (swoosh) ones on. I don't know what his love is for them. But hey, for the big guy, I'm sure they run right in his size."

In his 21st season as an NFL head coach, Reid's "look" is as recognizable as his on-field success with the Chiefs and Philadelphia Eagles.

His thick mustache and prescription eyeglasses are signatures, as are the Tommy Bahama Hawaiian shirts he wears at the NFL's annual owners meetings. Reid's avatar in the Madden NFL video game is easy to match: red Chiefs ball cap, with a large, laminated play-calling sheet and red Chiefs windbreaker. This [has led to fans](#) — and even celebrities — impersonating him.

His famous shoes were even highlighted in the Chiefs' recent social-media presentation of Reid's "brother," Randy Reid, played by actor and well-known Chiefs fan Eric Stonestreet.

Reid, though, is aware his sneakers get the most fashion respect among players. In fact, he's pretty much the only person in the Chiefs' organization who wears the Air Force 1s. Everyone else — from assistant coaches to the training staff and the equipment department — wears the white-and-black swoosh Nike Air Zoom Vomero 12 sneakers during practices and games.

For Reid, the Air Force 1 is an iconic Nike throwback, a sneaker he wore in his first year as a full-time coach in 1983 as the offensive coordinator at San Francisco State.

“I’m old, they’re old and we just fit,” Reid said, smiling. “It’s funny how the old things are kind of the cool things. It might be the last little bit of cool I have. It’s run from the top of my head, with the long hair; now it’s no more hair. But I got the Air Force 1s, man. They can’t take them away.”

Multiple players approached Reid in the weeks after he began wearing the Air Force 1s again. Some players, in between team meetings and film sessions, wondered if it was possible to acquire a pair of Reid’s custom kicks.

One of the players was Kelce, who has a large closet full of his favorite shoes. At one point last season, Kelce asked Reid if he had an extra pair to give away.

“I just randomly went up to him and said, ‘Coach, I’ve got to get one of these Air Force 1s off you because those things are too legit, man,’” Kelce said. “Andy Reid is a Hall of Fame coach. It’s a Hall of Fame sneaker. The all-black Air Force 1 is legendary forever. I had a pair when I was in high school. I wanted to get the original A.W.R.’s, a game-day edition.”

Reid enjoys discussing shoes, both new styles and old, with his players. He just never expected that his Air Force 1s would become so valued, maybe as much as a celebratory game ball after a victory.

Defensive end Justin Houston’s final day with the Chiefs was difficult. In early March, the Chiefs released him even though he was the team’s best pass rusher for much of his eight seasons in Kansas City.

Both parties knew why the relationship was ending; Houston was sliding past his prime, and the Chiefs couldn’t absorb his \$21 million salary-cap hit. Reid and owner Clark Hunt thanked Houston, both in person and in statements released to the public, for his performance and his leadership. After what he called the most enjoyable season of his career, Houston hugged several members of the organization while collecting his belongings.

Then he asked Allen Wright, [the Chiefs’ longtime equipment director](#), if he could get a pair of Reid’s white-and-red-swoosh Air Force 1s as a parting gift. Reid agreed, making Houston the fourth player to possess a pair of Reid’s sneakers.

“That’s mutual with Justin, and I’m a big fan of his,” Reid said. “He dotted me with a pair of Jordans when he left, so I appreciate that, too.”

When Reid was hired by the Chiefs in 2013, he used a variety of sneakers the first couple of seasons but never found a perfect fit. The large, clunky shoes Reid wore the most from 2014-17, the Nike Air Monarchs, led players to make jokes.

“The Air Dads,” Kelce said, laughing. “In the true sneaker game, the Air Force 1 has kind of gone into the archives. Now, the Air Dad has come to life. It’s funny, and I’m pretty sure it’ll all come full circle and the Forces will be the main shoe again. That’s just how fashion and the world works.”

After the 2017 season, Reid told Wright he started wearing Air Force 1s in his recreational time and liked how the wide, all-leather sneaker felt. The shoe was launched by Nike in 1982 and named after the U.S. president’s aircraft. It was the first in Nike’s basketball line to include lightweight cushioning and enhanced comfort.

Wright, without telling Reid, became the creative director of the AR1s. He went on the NikeElite website and started designing mockups of a white, low-top Air Force 1 '07, a more modern version of the classic.

“We do a lot of things behind the scenes to try to accommodate him for what he wears,” Wright said. “He has a true opinion about what he wears. And most coaches that have been here when I’ve been here, that wasn’t the case. I say that with the utmost respect. I’ve never done one-off shoes for anyone else on the coaching staff.”

Wright found the shade of red that matches the Chiefs’ primary color for the swoosh. He replaced “AIR” below Nike’s logo on the back of the shoes with Reid’s initials. When Nike shipped the sneakers to the Chiefs’ facility, Reid was surprised and impressed.

“That’s Allen doing his job above and beyond,” Reid said of Wright, the Chiefs’ longest-tenured employee. “I just care that they’re comfortable. And right now, that’s most important.”

Most of the Chiefs, however, know Reid adores his shoes. Outside of the team’s facility, general manager Brett Veach thinks the only other NFL coach who prefers a particular sneaker as much as Reid is Pete Carroll, who coaches in Air Monarchs.

Veach is always entertained when he sees Wright and Reid discussing the different style and color possibilities for a new pair of Air Force 1s. This past offseason, Veach joined Reid at the NFL’s scouting combine, the owners’ meetings and a Kansas City Royals home game near the start of the baseball season. Reid wore special sneakers to each event. When Reid is not with the team, he mostly walks in suede AR1s.

“Yeah, the players give me the business about it,” Reid said, laughing. “They completely destroyed me the first time I wore them. Eric Berry started it, but they all followed up on it and got after me about it with the bubble-gum soles.”

Quarterback Patrick Mahomes is impressed by how well Reid’s sneakers are cared for, especially during training camp. Mahomes figured Nike shipped hundreds of sneakers for camp. Instead, he learned Reid had just two pairs that he wears on alternating days. Wright said Reid brought a third pair to camp in case of emergency.

“The most slept-on part about it is not only is he wearing the different Air Force 1s — the all-whites, the white-and-red, and he has the tan ones — but the fact that no matter what shoes he’s wearing, they’re completely spotless,” said Mahomes, who also has a closet full of his favorite sneakers. “He’s walking on this wet grass. He’s either walking super light or (the equipment staff) are scrubbing them the moment he comes off the field.

“Anytime you look, his shoe is completely spotless. There’s not even a scuff.”

Reid encourages players to show their personalities, whether expressing themselves by dancing during practices and games or pursuing interests outside of football.

He knows bonds in the locker room can remain strong years after the players are in the NFL. Several players said that the environment inside the Chiefs’ facility is similar to their experiences in college, because any topic can be discussed with Reid.

“The understanding that he has for each and every person, and how he’s able to relate to them, is definitely a part of who he is,” Mahomes said. “He’s never going to fake what he’s thinking or how he’s feeling. People respect that.”

Reid often tells his players how blessed he is to have his job, one that allows him to show his personality through on-field innovation or off-field “Dad jokes.” He’s also quick to add his shoes are the best in the locker room.

“Just because you get a little bit older and get some gray hair, that doesn’t mean you still don’t love what you’re doing and you don’t have the fire,” Reid said. “That’s important for the guys to see. Not out of personality, though. It’s got to be a part of your personality or they go, ‘Eh, it’s a show.’ It’s important we all do that and we’re ourselves out here when we do our thing.”

As camp began late last month, strong safety Tyrann Mathieu, in his first season with the Chiefs, became aware of Reid’s Air Force 1s. Mathieu said everyone from his hometown, New Orleans, called the sneaker G-Nikes. He always wanted a new pair for the start of the school year, and Nelly’s 2002 hit single “Air Force Ones” with the St. Lunatics was one of his favorite hip-hop songs during that time. The video for that song, which has been viewed more than 50 million times, also featured famous St. Louis athletes such as Marshall Faulk, Torry Holt and Ozzie Smith.

“The Air Force 1 was the go-to shoe,” Mathieu said. “My favorite is the all-white ones. You can’t go wrong with them, and you can wear them with mostly anything.”

During the Chiefs’ second practice in pads, Reid and his players blared Nelly’s song as the team conducted a scrimmage period. Mathieu sang the song’s infectious hook.

*(I said) give me two pairs  
(Cause) I need two pairs  
(So I) can get to stompin’ in my Air Force Ones  
Big boys stompin’ in my Air Force Ones*

“That was right in (my) childhood when I’m really kind of learning stuff and figuring out stuff,” Mahomes said of the song.

He added of Reid: “He knows a lot more than he leads on. He’ll throw in some comments and stuff like that. He understands what’s going on around the culture and around the world. He definitely knows the song.”

Linebacker Reggie Ragland believes Reid is the swaggiest coach in the league. Ragland, who has more than 200 pairs of sneakers, practiced in red, white and black Air Jordan 1 TD high cleats during camp. But Ragland has an idea about how to pay homage to Reid during the season.

“One of these days, I need to get me some Air Force 1 cleats and come out here just like him,” Ragland said. “I might need to get that color-coordinated one that Coach has with the red check. I need to get me a pair of those.”

After months of asking, Kelce walked into the Chiefs’ practice facility one day and there, in the middle of his locker, was a pair of AR1s, the exact edition he wanted: black, with A.W.R. on the back. Kelce smiled as he held one of the souvenirs.

“He’s the best about stuff like that, man,” Kelce said. “He’s always willing to go that extra mile to give somebody that happiness, that appreciation. You have no choice but to love the guy.

“I can’t fit in them, but they’ll definitely go up in the vault. I’ll save them forever.”

(Mecole Hardman)

## **Before this Chiefs rookie bought Mom a house, he nursed her through brain-tumor scare**

Brooke Pryor

July 28, 2019

KC Star

From the time he was a kid, Mecole Hardman promised his parents he'd buy them anything he could when he became a professional football player.

Houses, Range Rovers, anything and everything to show his appreciation for their support.

Hardman's first opportunity to fulfill that promise came when the Chiefs selected him with the No. 56 overall draft pick earlier this year.

Wooed by his speed and his prospects as a returner, the Chiefs traded up in the second round to nab the University of Georgia wide receiver..

Finally, Hardman had the resources to make a grand gesture.

Just a couple weeks before training camp he presented Danyell Hardman with the keys to a new home.

He announced his big purchase with a tweet and a video, one that now has over a million views on Twitter.

In his tweet, Mecole said it was his turn to take care of his mom now.

But the truth is Hardman started helping his mom long before he unveiled her new home.

Six years ago, doctors removed a tumor the size of an apple from Danyell's brain.

The pair had a close relationship before the tumor and the surgeries, but that ordeal formed an unbreakable bond between mother and son.

“That’s when he became a mama’s boy,” Danyell said. “Because he was never a mama’s boy. He was always up under his daddy. He was a daddy’s boy 24/7. I think after that, that’s when he really became a mama’s boy.”

## AN UNEXPECTED DIAGNOSIS

Danyell Hardman bent down to square her putter with the ball on a stretch of green turf in Greenville, South Carolina.

It was March 2013, and the family had traveled about an hour to celebrate Mecole’s 15th birthday with a couple rounds of putt-putt.

As she looked down to swing, Danyell felt something was wrong. She was overcome with dizziness, her sense of smell altered.

This was different from the headaches that had plagued her for the better part of two years, diagnosed by the doctors as chronic sinus infections.

“I think when you have headaches so long, you get used to the pain,” she said. “And that’s what happened. I got so accustomed to it that I just was dealing with it.”

The episode at the putt-putt course convinced her to see a doctor again. This time, the diagnosis wasn’t a sinus infection.

It was a meningioma, a rare, slow-growing benign tumor located near the middle of her head.

The first time it showed up on a CAT scan, Danyell’s tumor looked to be the size of a golf ball.

An MRI showed it might be a little bigger, changing the doctors’ initial plans to remove it through her nose.

But when surgeons opened Danyell’s head in May 2013, they were shocked at what they saw.

The tumor was the size of an apple, so large it was pushing her brain against the back of her skull.

“They’re not cancerous or anything, but they affect a lot of things, like your sight, sense of smell,” Danyell said. “The doctors didn’t think I’d be able to see again or smell again. It caused me to have a couple of seizures.”

The removal process took multiple surgeries, including one in July 2013 to replace the part of her skull removed in the initial surgery. She had to wait months for the swelling in her brain to go down to have the second surgery. Mecole was right by her side, comforting his mom throughout the surgeries and keeping her company in the hospital.

“When you go through a situation like that, it’s kind of hard because you’re thinking about all the worst thing that can happen,” Mecole said. “It’s hard to think positive in situations like that. But all I remember, just hoping she’d get better and hope she’d be OK.”

The experience also led to Mecole choosing Georgia over other suitors to stay close to his mom.

“He did not want to leave,” Danyell said. “I think that put a different aspect of life to work harder for something when I went through all of that.”

Avoiding doctors’ worst fears about potential permanent damage to her senses, Danyell felt her recovery was speeding along.

She felt so good after the July skull surgery, she stopped taking her anti-seizure medication.

#### BECOMING A MAMA’S BOY

Danyell remembers waking up in an ambulance.

She had been driving back from Athens with her mother in the passenger’s seat after the July surgery when her thoughts became jumbled. Her sentences became nonsensical.

Then she got quiet.

Her hands gripped the steering wheel and her foot mashed the accelerator.

As their car swerved all over the winding road, Danyell’s mother tried desperately to pry her daughter’s hands off the steering wheel. When she couldn’t wrestle the wheel away, she prayed.

When Danyell’s mom looked up, the car was on the side of the road with an ambulance behind it.

Danyell doesn't remember anything after her thoughts started to run together, and it wasn't until recently that her mom told her the full story of that afternoon.

"I didn't know who I was for a while, about six hours or so," Danyell said, describing waking up in the ambulance.

She found out later that she had suffered a seizure, one that occurred partly because she stopped taking her medication. Doctors told her to stop driving for three months while her brain continued to heal.

That's when Mecole, new to driving, took over as his mom's chauffeur.

With his siblings off at school and living across the country, Mecole became his mom's go-to helper. He took her to the grocery store, to work and all over town to run errands.

"He helped out a lot," Danyell said. "He really did because he was really the only one that was here."

Their arrangement was beneficial for both son and mother. He got driving experience and someone to talk to, and she had a way to get where she needed to go.

"Driving her around, she had to listen to me a lot," Mecole said. "It was fun being the bigger person in the situation. I had no problem with it."

The pair were close before Mecole drove Danyell around, but this strengthened their bond even more.

## A NEW HOME FOR THE HARDMANS

The family started looking at new houses around the time Mecole decided he wouldn't return to Georgia for another year.

With 950 receiving yards, 14 total touchdowns and a handful of All-America honors for his kick-return abilities, Hardman was ready to make the jump to the NFL after his junior season.

The first time Mecole's parents toured their new house, there was another family there looking around, too. They assumed it would be off the market before they could make an offer, so they moved on.

But weeks later, Mecole Sr. told his wife that was their house. He just had a feeling.

So the couple called the real estate agent back. The house hadn't been purchased. They took another tour, and the couple agreed it was perfect for their family.

Then Mecole told his mom he wanted to wait until his second contract to buy the house and would instead upgrade their family home, doing things like replacing the old carpet.

But that was just to throw her off the scent.

Danyell didn't know that behind the scenes, Mecole was purchasing the home and arranging a major surprise for his mom.

Shortly before he reported for camp, Mecole loaded his family into a van and told his mom they were going bowling. Just before they reached the house, he slipped a blindfold over her eyes.

Not only did Hardman gift his mom the house, he also had another surprise for his dad delivered to the Hardmans' new home: a 2019 black Dodge Challenger with customized red leather seats.

"That's just been something that he's always wanted to do as a kid," Danyell said. "To show his mom and dad that he appreciates everything they've done for him."

(Mecole Hardman)

## **Chiefs rookie Mecole Hardman is more than a football player to special needs community**

Brooke Pryor

June 27, 2019

KC Star

Chrystal Thomas was never surprised when she saw Mecole Hardman free her students from the wires and tubes that tethered them to a mostly sedentary existence.

It didn't surprise her to see Hardman ease into one of her classroom's rocking chairs and pull one of her students up with him.

She smiles now, retelling the stories of those little moments.

Few students at Elbert County Middle School have interacted with her special needs students with such ease and confidence.

But Hardman was a natural, displaying his gift for working with the special needs community since he began escorting them at the county's yearly pageant as a sixth grader.

Hardman is a lot of things to a lot of people.

Son, brother, football star, wide receiver, Chiefs second-round draft pick.

To the special needs students in Elbert County, Georgia, though, Mecole Hardman is just their friend.

Through his work with Friends Helping Friends, a local organization that partners students with their special needs counterparts, Hardman has formed a lifelong bond with a group of people who don't care that he became the Chiefs' first draft pick a couple months ago. Or that he can fly, with a 4.33-second time in the 40-yard dash. Or that he'll be sharing a field with the NFL MVP this fall.

They care that he cares about them. That he spent nearly all of his free afternoons with them, rocking them in rocking chairs or going with them on field trips to Turner Field and the Fox Theater.

While most people define Hardman for what he can do on a field, the special needs community in Elbert County knows him best for what he does off of it — and that's what matters most.

"Those kids, they don't see me as Mecole the football guy: 'Oh, he's in the league,' or, 'He's doing good,'" Hardman said. "They just see me as Mecole, the loving guy. They just see me for me, as myself."

#### KENDRA AND BEKKAH

Falling in love with Kendra Turman was easy.

A girl about Hardman's age with a big smile and a word for everyone, Kendra was a magnetic personality in Thomas' class for students with moderate disabilities at Elbert County Middle School.

The two became fast friends, and it didn't take long for Kendra to develop her own term of endearment for Hardman: 'fiancee.'

A mashup of friend and fiancée, the term elicited a big smile from Hardman as he talked about her.

"We always have a little game," Hardman said. "She'd be like talking to other people, so I'd be like, 'So you're cheating on me right now?' She's like 'Nooo, not cheating on you.' It's all love."

His friendship and work with Turman made Hardman even more passionate about working with those with special needs.

"She was like my baby," Hardman said. "When I started falling in love with her, I started falling in love with all the kids. That's when I really started taking it seriously."

Through his friendship with Kendra and the other kids in Thomas' class, Hardman was forced to grow up and mature in ways he never could have predicted.

In eighth grade, Kendra's best friend, Bekkah, died unexpectedly. A social butterfly like Kendra, the young woman with Down syndrome passed during the middle of a school day.

Just like that, she was gone.

Though he didn't want to go, Hardman attended the memorial service with the rest of the class.

Danyell Hardman saw something change in her son that day.

"He took that pretty hard," Hardman's mom said. "We took the kids to the funeral home to visit and that did something to him because he was so close to them.

"He didn't really say it, but you could see it on his face. He just wanted to go and support the other kids."

A couple years later, Hardman's life was shaken by another serious situation, this one involving Kendra.

Visiting hospitals made Hardman uneasy, and he tried to avoid them at all costs. But all that changed when his friend was admitted.

Hardman made the hour and a half journey south to visit her at the Augusta, Georgia facility one afternoon, mentally preparing the whole way to see a depleted version of his friend. She hadn't opened her eyes in days and was nearly motionless in the hospital bed.

But when Hardman walked in the room, Kendra opened her eyes and smiled. She sat up in the bed. These things were crucial steps toward her eventual recovery.

"She was trying to give up," said Traci Montgomery, Kendra's mom. "But with him being there, coming to see her and all the other kids that came with him, it meant a lot. Because that meant she was trying to fight to see him. It really meant a lot to me."

'THIS GUY, HE'S JUST DIFFERENT'

Hardman's gift for working with special needs students was apparent even during his earliest days at Elbert County Middle School.

Thomas saw Hardman and the way he interacted with her students, always making time to talk with them or make them laugh.

The official Friends Helping Friends Club was in its infancy at the high school, and a middle school branch was available to eighth graders. Though Hardman was only in sixth grade, Thomas knew he needed to be involved. So she went to Sandy Adams, one of the club's founders, and made her case.

"This guy, he's just different," Adams remembers Thomas telling her. "He wants to be involved with our kids. He's a super athlete. He's a great role model."

That spring, Hardman volunteered with the annual pageant, escorting some of Thomas' students and hanging out with them in the classroom while they waited for their turn to strut their stuff in the school's auditorium.

"We never do that," Adams said of allowing sixth graders to volunteer with the special needs class. "But he was an exception: He has so much energy. You can tell when our children with special needs love someone, trust someone. When they walk in the room, their eyes light up, their hands go up, they reach for them, they want to be around them."

"Mecole is that person. It started around sixth grade, and it has not stopped."

After that year, Hardman became more and more involved with the club. He became Thomas' official classroom helper in the eighth grade and was even named an officer of the club once he reached high school.

"A lot of the other guys would say, 'Oh the kids don't want us, they just want Mecole. He's a football star,'" Thomas said. "And we were like, 'No, they don't know he's a football star.' He's just a guy that comes in and plays with them no matter what. That was just his personality."

As demanding as his football schedule was, he always made time to volunteer with the students. He attended plays with them at Atlanta's Fox Theater and went along to Braves games. Even as he moved on to Georgia for his college career, Hardman made sure a stop at the Friends Helping Friends camps was included in his summer plans.

And if he couldn't get to a camp, he still stopped by the schools to see his friends.

“He was one of the ones who stood out from everybody else,” Adams said, “because he wanted to participate in absolutely everything that we did because he truly loved the kids.”

#### A ‘TRUE FRIEND’

During Hardman’s freshman season at Elbert County High, a couple members of Thomas’ class attended one of his football games.

They sat in the stands with a homemade sign that proudly proclaimed, “No. 4, We love our boy in blue!”

He stayed late afterward, making sure he took pictures with everyone who came to support him — including his group of friends.

The game was important, but this, *this* was more important than any outcome on the field.

That moment, and all the moments Hardman spent with Friends Helping Friends, remains close to his heart. Those experiences ground him as his life lurches forward at breakneck speed and give him a perspective not many 21-year-olds possess.

“I think we’re so spoiled that it actually makes you look at it and be like, all right, I need to be thankful for what I’ve got,” Hardman said. “I like to give back to them, and I fall in love with them every time I see them. It’s always smiles. I never have a bad day with them. Even when they bad, it’s always good to be with them and I love to be around them.”

As the Chiefs’ first selection of the 2019 NFL Draft, Hardman enters his professional career with a mountain of expectations to climb.

He’s expected to be a key member of a high-powered offense and a game-changing special teams unit.

So many people want him, need him to be so many things.

But the label that matters most to him is the one assigned by the kids in Elbert County.

“Our kids don’t understand who Mecole has become,” Adams said. “They know who Mecole is, and always has been, to them, which is their friend.

“Their true friend.”

(Anthony Hitchens)

## **Chiefs linebacker Anthony Hitchens shaped by life-altering decision made as a youth**

Lynn Worthy

September 22, 2018

KC Star

For the record, Anthony Hitchens is not a robot. That needs to be stated for clarity's sake. Listen to enough of the praise from folks who admire the Chiefs linebacker's play, and you'll start to wonder if he came out of lab, a hybrid construction of flesh, nuts, bolts and the mental aptitude of a defensive coordinator designed and programmed to make tackles.

All football, all the time. Single-minded focus and intense preparation. That's the Hitchens most have heard about. Make no mistake, he's certainly driven and detail-oriented. That all shows up in his approach to the game — the copious note taking, constant film study and work ethic as well as a knack for raising the level of players around him.

There's more to Hitchens than that, however, and those traits didn't just develop when he put on pads. The game merely serves as the venue to display those elements of his personality. Football also provides the connective tissue for many of the people who helped foster and nurture him.

In particular, the game served as one of the initial bonds between Hitchens and an Ohio family that took him in when he was 12 and raised him as one of its own. Those people provided the structure Hitchens instinctively knew he coveted, but just hadn't previously experienced. Now, the 6-foot tall, 235-pound brick of a human being and fifth-year pro leans on those lessons daily.

"For me to get me through every day and every season and keep pushing to be a better player, it's just the way I got here," Hitchens said. "It was not a straight road. Obviously, it wasn't a straight road for a lot of people in all type of businesses.

"But just moving to another situation, getting to high school and almost breaking my back my (sophomore) year, then going to Iowa and playing safety, switching to running back and then

switching to linebacker — it's just like whenever I get in hard times, I just think about everything I did to get here. I think I got that discipline installed in me growing up."

## THE ANDERSONS

Amy Anderson first remembers being aware of Anthony Hitchens during a visit to her son Zach's school in Lorain, Ohio. She'd been in the sixth-grade classroom and noticed a young man practically jumping off the walls. She turned to a teacher with the question, "Who is that kid?"

Zach and Anthony became best friends. When they started playing football, they were even more of a tandem with Zach at quarterback and Anthony at running back as the Emmitt Smith to Zach's Troy Aikman.

One Sunday, Zach invited Anthony to hang out and watch football. Anthony hopped on his bicycle and pedaled about a mile or two past the Andersons' home. After he backtracked and found the house, he ended up spending the night for the first of many times.

Amy regularly drove some of the boys home after football practice, and she noticed from time to time that Anthony was missing from the group. When she asked why, the other boys told her Anthony didn't show up for school that day.

Amy made it a point to invite Anthony to stay over at their house the next time she drove the boys home. Gradually, he began spending the night regularly during the school year. Anthony and Zach enjoyed hanging out together, and having Anthony in the house allowed Amy to be sure he'd get to school the following day.

"As parents, we just looked out for each other's kids," Amy said. "It wasn't in particular Anthony I was looking out for. There were parents that looked out for my kids. It's just a close-knit community. You got to know the kids your kids hung out with."

Amy and her husband, Brad, both knew Hitchens' mother, Norma. Brad had been a classmate and they both worked for a non-profit called the Neighborhood Alliance, which provided a childcare center, delivered hot meals to seniors, operated a shelter and senior center as well as worked to help homeless people find housing.

Without Hitchens' father, who was in prison and never involved in Anthony's life, Norma worked to support seven children in what Brad Anderson portrays as daunting and potentially discouraging circumstances in their small community about 30 miles outside of Cleveland.

Brad Anderson played high school football as a lineman but started working in a steel mill right after graduation. Other teammates ended up in trouble with the law.

"That's what they've been raised and shown to do" he said. "Anthony knew. It's kind of hard to believe that a kid 10 years old knew that he didn't want that lifestyle."

#### PART OF THE FAMILY

Brad and Amy Anderson discussed having four children when they were newlyweds. Amy said it was more Brad who insisted on that number more than she.

After Zach, they had just one more biological son, Chad, who's three years younger. Around the time Zach was in junior high, Brad and Amy became the legal guardians of a boy a few months older than Zach and Anthony named James Washington.

The summer going into the eighth-grade year for Anthony and Zach (James was going to be a freshman in high school), the boys appeared poised to be split up because Anthony's mom needed to move to an area where she could get subsidized housing. That meant he would go to Lorain High instead of Clearview High with his friends.

Mature beyond his years, Hitchens knew that the smaller high school, surrounded by his friends and under the supervision of the Andersons, would benefit him in the long run.

At the time, Hitchens wasn't thinking about football. Looking back, he likely would've gotten more attention if he'd played at Lorain, which faced more highly regarded competition. It had more than 1,700 students enrolled while Clearview had fewer than 500.

"I wanted to go to college," Hitchens said. "My best friend at the time was going to that school. I wanted to be close to him, and it was just living situations. My mom was on Section 8, living in a worse part of town than the other. Then she had to move even farther away because they didn't have Section 8 in the school district. It was better for me."

Moving in with the Andersons just made so much sense to Hitchens that he still speaks matter-of-factly as he recounts how a 12-year-old made a life-altering decision.

Amy Anderson said that had she had a daughter instead of two boys, she might have been hesitant to bring two boys into their house, but she and her husband hardly discussed Hitchens moving in permanently.

“We’d seen a young kid that was looking for a way out and just wanted to make something of himself,” Brad Anderson said. “That was the honest to God’s truth. Me and my wife, that’s what we talked about.”

Hitchens and Washington are black and the Andersons are white, but Amy insists she never heard any comments about the race of her boys. Both sides of their family treated all four the same, and the school never put up any roadblocks for her advocating for Washington or Hitchens as any parent might.

Amy Anderson recalled one year getting school clothes for all the boys and Hitchens asked why she did all the same things for him and Washington that she did for her biological children. Without a thought, Amy replied, “Because you’re our kids too.”

The Andersons never legally adopted Hitchens, and he remains close with his mother and bears her name in a tattoo on his left arm. But he also refers to Amy as his mother, Brad his father and Zach, Chad and Washington as his brothers.

At first, the four boys all slept in one room on a pair of bunk beds. Eventually, the Andersons added a living room, another bedroom, and a laundry room onto what was a modest two-bedroom home.

“A lot of people around here would say it’s amazing what you guys did for those boys and this and that,” Brad Anderson said. “... I always told (those people) they found us. This is how it was meant to be. Those boys meant as much to our family as we did to them.”

## STRUCTURE

Living with the Andersons came with some marked differences for Hitchens. Where he’d been largely independent and before, the Andersons ran a tight-yet-loving ship.

Amy Anderson required all the kids to do their homework when they got home before doing anything else. She’d been an active parent in school activities, and Brad Anderson grew up with several of the football coaches. Any missteps or transgressions — talk back to a teacher or a

coach, skip a class, go to a party without permission — got back to the Andersons by the time the boys got home and they could expect to be grounded, lectured, punished or all of the above.

“If we couldn’t get away with it at school, there’s no way we’re getting away with it at home,” Hitchens said. “They’re a very disciplined group. I’ve been in a household where there’s just my mom, and sometimes she don’t see everything. You can get away with some stuff. When there’s two, one or the other is going to find out.”

One early incident that let Hitchens know it was different came when he left one weekend and said he was staying with mother. The next day, Amy called Norma and realized her son didn’t sleep there. He stayed with a cousin instead.

After a tearful Amy finally tracked Hitchens down and brought him home, Brad read him the riot act and boiled the message down to this: “Listen, the lifestyle of you just going and doing as you wanted to before is over.”

From that point on, Hitchens embraced the discipline the Andersons provided. In certain regards it stoked the already extraordinary attention to detail coaches now rave about.

Even as a youth, Hitchens wanted certain things done “just so,” as Brad and Amy describe it. His and Chad’s room had to be kept a certain way, his clothes folded just right, his homework double- and triple-checked. He heeded the Andersons’ message about academics: that the letter grade he received wasn’t as important as whether he’d put in all the work possible.

“He’s always been a hard worker,” Amy Anderson said. “He doesn’t want to leave anything on the field in anything that he does.”

## EXCELLING ON THE FIELD

A varsity athlete in football, basketball and track, Anthony Hitchens left a lasting mark on Clearview football program. He’s still the only Clearview player to play in an NFL game.

He set program records for scoring and rushing yards. The play in which he became the career leading scorer was the result of a throw that made Zach Anderson the career passing leader.

“As a freshman he was quiet, yet he was one of those guys that everybody just levitated to because he got along with everyone,” Clearview’s offensive coordinator Don Collier said of

Hitchens. “He made everybody feel important even as a freshman and all the way up until a senior.”

Collier ran the scout team when Anderson and Hitchens were freshmen and Washington a sophomore. Collier, who played offensive line as a teammate of Brad Anderson in high school, admits having been harder on them — with Brad’s blessing — than the other boys.

“We demanded a little bit more of them only because they expected to be great too, and they were coachable and they wanted to be coached,” Collier said. “We pushed them maybe a little bit harder.”

After giving fits to the varsity defense, Hitchens went up to varsity by midway through his freshman year. He broke a long touchdown run the second time he touched the ball, and he went on to rush for 3,864 career yards and 52 touchdowns.

Those numbers were compiled despite him spending the first five games of his sophomore season in a back brace because of a chipped vertebrae.

Initially thought to be out the entire season, Hitchens got a second opinion in order to return to the field that season. Clearview ran off five straight wins and went undefeated in conference play the following season with Hitchens at running back and linebacker.

He earned first-team all-conference, all-county and all-state honors as a junior and senior.

“He was always the hardest-working guy in the weight room, in film, on the practice field. He wouldn’t let anybody outwork him,” Collier said.

Hitchens went on to the University of Iowa, where he moved from safety to running back before ultimately putting on weight and taking over the starting weakside linebacker job as a junior. He earned All-Big Ten honors in each of his last two seasons, and he led the conference with 124 tackles in 2012.

The Dallas Cowboys selected Hitchens with the 119th overall pick in the 2014 NFL Draft, and he started 48 of the 60 games he played before signing with the Chiefs this offseason as a free agent.

## A LEADER IN KC

The Chiefs raved in training camp about Hitchens' work ethic and professionalism. General manager Brett Veach viewed Hitchens as a catalyst for their attempts to transform the defense.

So far Hitchens has made the team look prescient. Through two weeks, the Chiefs are 2-0 and Hitchens ranks second in the NFL in tackles (26) behind only Indianapolis' Darius Leonard (28). Hitchens came up with one of the biggest tackles during the season opener against the Los Angeles Chargers when he diagnosed and snuffed out a screen pass, halting a potential rally.

"He studies football around the clock," Chiefs defensive coordinator Bob Sutton said. "He knows what we're doing very well, and he knows a lot about the opponent. He really works at that part of the game. It carries over, and he's a gritty competitor and I think our other players feed off him from that standpoint, the way he approaches the game."

Hitchens and inside linebacker Reggie Ragland have taken on a leadership role in the center of the Chiefs defense. They played the role of pied pipers of the linebacker unit, getting the group to spend time together off the field and outside the meeting room for dinners and movies.

Having been a [former teammate of cornerback Orlando Scandrick](#) in Dallas, Hitchens helped recruit Scandrick when he became a free agent during training camp. Despite having still been new to the organization himself, Hitchens also helped Scandrick acclimate to the Chiefs.

Ragland said this week that Hitchens has put pressure on him to play better.

"He is really smart," Ragland said. "He sees the game at another level. While we are out there, he's telling everyone the play that is coming up. I like playing with him. ..."

"I know the last couple of weeks I haven't had good weeks, in my opinion. He is making me work hard and become a better player, watching film and all of that. I have to step it up and play better beside him."

Hitchens already seems to be rubbing off on the Chiefs the way the Andersons rubbed off on him.

(Darwin Thompson)

## **‘A perfect situation for me’: Sixth-round pick Darwin Thompson’s versatility makes him a good fit in Chiefs’ offense**

Nate Taylor

May 3, 2019

The Athletic

KANSAS CITY, Mo. — Think of Darwin Thompson as a compact rock with a football.

Thompson is a different type of running back for the Kansas City Chiefs, a style of runner they haven’t had the past few seasons. Listed at 5-foot-8 and 200 pounds, Thompson could be a multi-dimensional playmaker used in a number of ways: as a conventional between-the-tackles back, a matchup advantage in space on the perimeter, a return man on special teams or another gadget player for coach Andy Reid.

Entering last week’s NFL Draft, the Chiefs wanted to select a running back. General manager Brett Veach waited until the sixth round (214th pick) to select the Utah State product. On the initial assessment, Thompson fits many of Reid’s and Veach’s requirements. He protects the ball — he had zero fumbles last season at Utah State — and can be an additional receiver out of the backfield, which Reid values. For Veach, Thompson is a determined prospect who has always demonstrated his talents when given the opportunity.

When Thompson received a phone call from the Chiefs on Saturday saying the team had picked him, he couldn’t believe his professional career will start with Reid, the league’s reigning MVP in quarterback Patrick Mahomes and an offense that last season scored the most points in franchise history.

“It’s a perfect situation for me, my family, just the offense, everything,” Thompson said. “It’s a perfect fit. I’m a versatile player. I can be plugged anywhere. I’m blessed with this position.”

At Utah State, Thompson’s play was undeniable. He recorded 1,044 rushing yards on just 153 attempts for an impressive 6.8 yards-per-carry average. He also flashed as a route runner in gaining 351 receiving yards on 23 receptions. In only one season at Utah State, Thompson scored 16 total touchdowns, and his production was consistent throughout the team’s 13 games.

“He is a big-play threat,” said Trey Koziol, one of the Chiefs’ national scouts. “It is a little bit different than what we had (at running back last season), so it gives us a bit of a different dimension in terms of the passing game and guys who can operate in space, too.”

Thompson will get his first glimpse of Reid’s vast playbook this weekend when the Chiefs hold their three-day rookie minicamp.

He’s eager to learn after he met with the coaching staff during a predraft visit last month. Whether talking about the position with assistant coach Deland McCullough or getting motivational advice from offensive coordinator Eric Bieniemy, Thompson was able to identify himself with Reid’s staff for one reason: He believes they are all fighters.

"I can see myself growing (in Kansas City)," Thompson said. "They're going to push me to grow, not only as a football player but as a man. Once I saw that, it really blew me away how much I related to those guys."

"All my life, I've been the underdog. In this situation, I'm just coming in with a bigger chip on my shoulder."

Before his unconventional college career, Thompson was a valuable contributor at Jenks (Okla.) High School. As a senior, Thompson recorded 942 rushing yards and 10 touchdowns to help the Trojans win the Class 6A-1 state championship. But his offers were limited.

So Thompson went to Northeastern Oklahoma A&M, a junior college in Miami, Okla., where he was redshirted his first year. In two seasons at Northeastern Oklahoma A&M, Thompson scored 17 touchdowns, distinguishing himself as one of the best offensive players in the country.

Koziol was intrigued when he learned Thompson was transferring to Utah State. Koziol, before his promotion last year, was a West Coast scout who built relationships with Utah State's coaching staff. In his year-long evaluation, Koziol watched how dedicated Thompson was to his craft in his final collegiate year. Koziol said Thompson, who is close to graduating, loved three things while at Utah State: football, his academics and his teammates.

"This is an outstanding person," Koziol said. "This is a really, really driven kid. He's a guy who's really had to earn everything. I think those are the kind of guys you like having because he's on a mission to succeed."

At Utah State's pro day in March, Thompson ran his 40-yard dash in 4.50 seconds. He bench-pressed 225 pounds 28 times, an exceptional feat which led all of the prospects from the pro day.

"He's not the biggest guy, but he's rocked up," Veach said of Thompson earlier this week in a teleconference. "He looks like a bodybuilder with his shirt off. He has great contact balance, yards after contact, for a small guy. It's really remarkable to see him always keep that ball forward, and he's always finishing runs moving forward. He is tough, he can do some things out of the backfield, and I think Coach Reid and the offensive staff are going to have a lot of fun with him."

Contrary to other teams, Veach said he and his staff had Thompson graded as a higher prospect on their value board than a sixth-round selection. The Chiefs were optimistic they could gain a valuable prospect late in the draft, but Veach took a calculated gamble with the team's two picks in the sixth round. With the 201st pick, the Chiefs selected Rashad Fenton, a solid cornerback from South Carolina who can add depth to a thin position group.

After selecting Fenton, Veach said he called several teams between the 201st pick and the 214th pick to offer a trade that would allow the Chiefs to move up to select Thompson. A deal was never reached, but Veach said the Chiefs benefited in another way.

"I was looking at all these teams, and they'd taken a running back earlier in the draft, so I was like, 'I think we might be OK here,'" Veach said. "He's a really exciting player. That was the guy our eyes immediately went to. Again, surprisingly very good in between the tackles."

When asked to compare Thompson to a proven veteran, Veach chose Dion Lewis, the 5-foot-8, 195-pound back for the Tennessee Titans. Thompson said he emulated the running style of Atlanta Falcons running back Devonta Freeman, who is 5-foot-8 and 206 pounds.

The Chiefs will be thrilled if Thompson can have a career similar to Lewis or Freeman. When training camp begins in July, Thompson will learn from veterans in Damien Williams, Carlos

Hyde and second-year player Darrel Williams. As a player selected in the sixth round, Thompson felt his introduction into the NFL is somewhat familiar to his start in college. He plans to run the ball with low pads, to evade the first defender, to excel in any role, to build chemistry with Mahomes and to be the next successful small skill player under Reid.

He wants to improve his reputation from being an underrated prospect to a valuable offensive weapon at the sport's highest level.

"I'm not a vocal leader," he said. "I lead by example. So from this point forward, there's not much I will say about it. But I'll prove my worth."

(Travis Kelce)

## **Kansas City Chiefs star Travis Kelce attends wedding of deserving fans**

AOL Editors

July 22, 2019

AOL.com

Rumor has it that if you send a wedding invite to [Oprah, Mickey and Minnie Mouse or Queen Elizabeth](#), you'll receive a returned RSVP that may even include a small gift or a personalized note.

Of course, the odds of your favorite celebrity actually attending your nuptials are slim – unless you're Kansas City Chiefs fans Matt and Taylor Hubbard.

The Hubbards were selected as the winners of one of the [NFL's "Experiences of a Lifetime"](#) in honor of the league's 100th season. The couple applied to have the Chiefs' superstar tight end Travis Kelce attend their wedding ceremony and reception, and the stars aligned perfectly.

"The only time I had any interaction with them [before the wedding] was the video I sent letting them know I was going to be at their wedding and that they had won the contest for the NFL 100," Kelce told AOL.com of the Hubbards. "I lucked out because it was an absolutely unbelievable wedding and an unbelievable crew."

Part of Taylor Hubbard's pitch to the NFL was her family's long history of being Chiefs season ticket holders. Her grandmother, Grandma Donna, is what Taylor calls a "professional tailgater" and jumped at the chance to dance with Kelce, a self-proclaimed "freestyler," at the reception.

"It was really cool to feel how much she loved the Chiefs," Kelce, said of Grandma Donna.

"You could just feel how long she's been a Chiefs fan, how much it meant to her as a person to meet a Chiefs player."

Other than the time he spent with fans, Kelce said his favorite part of the wedding was cutting the special Chiefs cake provided for the Hubbards – though he's sure his future wife is going to have some feelings about his partaking in such a tradition before his own wedding.

The NFL will also be treating the Hubbards and their wedding party to a game at the Bud Lite Suite at Arrowhead Stadium this preseason, and Kelce said he hopes to "score a few touchdowns for them" when they're there.

(Patrick Mahomes)

## **Good sleep and this personal trainer have helped make a ‘Greek god’ of Patrick Mahomes**

Vahe Gregorian

August 19, 2019

KC Star

Surrounded by jubilant family members and friends that night in 2017 when the Chiefs traded up to select him 10th overall in the NFL Draft, amid learning details of his flight to Kansas City the next morning for the first day of the rest of his life, Patrick Mahomes might have succumbed to distraction.

Instead, he sought out Bobby Stroupe, the personal trainer with whom he began working out in fourth grade.

Fretting he might miss a few days of workouts, Mahomes wanted to get one in around 6 a.m. before flying. The idea was so ridiculous that Stroupe tried to talk him out of it.

But ...

“Nah,” Stroupe said, “we went to work.”

The snapshot is revealing in more ways than you might guess, a clash of two of Mahomes’ characteristics that Stroupe believes make all else possible: a voracious devotion to work and ... ardent dedication to sleep.

“I want the headline to be that he is the most prolific sleeper in the world,” Stroupe said, laughing. “Undisputed.”

So, yes, at least in one way you, too, can be like Patrick Mahomes, who smiled at the topic and said, “I like to sleep, for sure.”

But while Stroupe might jokingly call him a “sloth,” more seriously he said the habit is his No. 1 performance-enhancer because of the regeneration, mental health, alertness and stability it helps provide.

"I mean, how much anxiety do you sense from Patrick?" said Stroupe, whose business currently supports more than 100 athletes in the NFL and Major League Baseball.

And beyond the odd conflicts here and there, such as in the immediate aftermath of being drafted by the Chiefs when the compulsion to work exceeded the sleep doctrine, prioritizing rest also is the underpinning of his capacity for everything else.

That in turn is part of a distinct change in Mahomes' physical stature as the reigning NFL Most Valuable Player enters his second season as a starter.

Kindled by approximately 72 personalized workouts with Stroupe at his APEC training center in Ft. Worth between the end of the season and the Chiefs' offseason program, Mahomes entered camp in St. Joseph somewhat more sculpted than a year ago.

By Stroupe's measure, Mahomes arrived at about 227 pounds, down eight from 2018, and with approximately 11.5% body fat. Mahomes left camp last year with 12% body fat, and Stroupe believes he'll be about 9.5% this time around.

In addition to Chiefs' staff, Stroupe figures Mahomes has had some support in the cause from longtime girlfriend Brittany Matthews, trained by Stroupe during a sterling soccer career and now a personal trainer herself.

The result has him looking like "a Greek god," said Adam Cook, Mahomes' coach at Whitehouse High.

The more statuesque figure has its purpose.

"Last year, the focus was movement; we wanted him to be a more dynamic mover and be more difficult to catch. And it really worked well," Stroupe said.

But Mahomes nonetheless took a lot of hits as the season went on, giving Stroupe a glimpse of the way teams might approach Mahomes in the future.

When he met with Mahomes shortly after the season ended with the 37-31 overtime loss to New England in the AFC Championship Game, they talked over the need to put on muscle for the kind of increased and intensified contact he figures to get.

As he has for years, Mahomes bought in.

Speaking generally about working with Stroupe, Mahomes said the reason he's still with him after all this time is the contouring of the training and trust that comes with it. He knows his personality and knows how he plays the game.

"He puts me in positions that I'm going to be in throughout the game," Mahomes said. "He actually watches the tape and sees exactly how I watch the game, so it's not just training that's for everyone — it's training that's specifically for me.

"And he likes to put me in positions that he knows that I don't like and that I have to figure out ways to get out of. ... (And) he stays on me. I think that's another big thing."

The result, Stroupe believes, is more upper-body mass without losing mobility and flexibility.

"I dare say he's going to display more power," he said. "He's going to be a more robust athlete."

If anyone could track that, it would be Stroupe, who first encountered Mahomes when his father, Pat Sr., was working to make a comeback in baseball.

Since he was typically working with groups of athletes, his first distinct memories of the younger Mahomes are a few years later as his work ethic and arm strength became impossible to miss

"He's worked hard for that arm; it hasn't always just been a second-nature thing," said Stroupe, noting the elder Mahomes had more of a track and field type body than the "reverse centaur" he considers his son. "There's genetic influence from his father, no question, but their body types are so different that it's expressed in a completely different way."

Stroupe's way is focused on movement, which has further cultivated some of Mahomes' natural dynamism.

The regimens over the years help explain why Mahomes' arm can "display power from angles we've never seen before," as Stroupe put it. And why he looks so fluid amid chaos.

"The best way I would describe his physical ability is he's comfortable in uncomfortable positions and he's very comfortable in uncomfortable situations," he said. "And that's something that he's trained, we've trained that way, but he's also gifted that way."

Part of Mahomes' gift is what Stroupe calls amazing "problem-solving" skills, and the most visible part of that is what you see in any given Chiefs game ... after Mahomes gets in the right state of mind.

While Stroupe doesn't specifically work with Mahomes on his pre-game routine, he encourages creativity and individuality in pre-game warmups towards optimal mental boxes to check.

Visualization of what's ahead and such actions as throwing the ball as far as he can, Stroupe said, "get him into what we would call a flow state, to where his body is in less of a conscious-type mode and more of an unconscious, parallel-type universe."

Kind of like sleeping helps him get in the right state of mind for everything else.

"How many people," Stroupe said, "can say that about the way they go to work each day?"

A work commitment, incidentally, that was no different this last summer than it was the night of the draft.

For all his well-documented adventures around the country, Stroupe said, Mahomes seldom if ever missed workouts. At times, that meant Stroupe connecting with him trainers he's known at various outposts.

"The MVP thing had no effect on his approach to the offseason," he said. "Which can't be common."

Like about everything else when it comes to Mahomes.

(LeSean McCoy)

## **LeSean McCoy finds his home with ‘Big Red’ and the Chiefs**

Brooke Pryor

September 2, 2019

KC Star

LeSean McCoy just wanted to go home.

To Philadelphia. Or to Andy Reid.

After two final years of tumult in Buffalo, he was searching for some kind of familiarity. The timing, though, never seemed to work.

But then Saturday morning he was cut by the Bills. And Reid was interested. So was Brett Veach, the man who convinced Reid to draft McCoy in the second round of the 2009 draft.

“We looked at the tape,” Reid said. “And I’ve known him for a long time obviously.

“There aren’t a lot of 31-year old running backs running around out there. He still has the great feet and vision.”

By Saturday night, McCoy was coming home.

“My last two years at Buffalo, I’ve had so many trade requests,” McCoy said. “Rumors every year. So I thought it would be with Coach Reid. This is when (Kareem) Hunt had just left — and then the Eagles.

“So I said ‘OK, I’m going home somewhere. Back home to Philadelphia or back home to Big Red. It’s going to happen.’”

And it did.

Monday morning the Chiefs officially announced the signing, and McCoy put a picture of his new No. 25 Chiefs jersey on his Instagram story, after procuring it from rookie Darwin Thompson — now No. 34.

McCoy, who signed a one-year deal worth up to \$4 million, had a handful of teams reach out to him after his Saturday morning release, but his familiarity with the Chiefs' front office and his relationship with Reid made Kansas City the easy choice.

"I thought this was probably the best fit for me," McCoy said. "You see the offense, I'm just trying to fit a small role. These guys are rolling. And to be a part of that, a great chance at a championship, to pick a team that you want to play for.

"I think the best part about it is Andy Reid. He's one of my favorite coaches of my NFL career. He's had me since I was what? 20 years old. Now I'm at 31. Had a long talk and Brett Veach, a guy that believed in me for years. This was the right fit."

McCoy flourished in Reid's system in Philadelphia, putting together a career-high 17 rushing touchdowns in 2011 and averaging 967 yards per season during their four-year partnership.

And in those four years, McCoy formed a relationship with Reid that's proved to be unbreakable, even as the two have moved on in their careers. It wasn't just what Reid did for McCoy's career on the field, it was also how he taught him.

It's why McCoy trusts Reid to help him evolve in the next phase of his decade-long career.

"I love Coach Reid," McCoy said. "The biggest thing for me is that he's always been honest, since Day 1. He'll shoot you straight. He's family, same way. As a coach, I've learned so much from him.

"Now, coming here, I'm sure he'll teach me different things. I'm an older player and I want to stretch my career out as long as possible. I want to be productive as well. I think just playing with him, the type of roles that he sets up, when you watch the tape of the offense and how they go up and down the field, the small plays, the big shots to utilize all the open space for his players. When you see that, you fall in love with that."

(Frank Clark)

## **Chiefs' Frank Clark spent part of his childhood homeless. It shapes his identity now**

Vahe Gregorian

September 15, 2019

KC Star

On the outskirts of Country Club Plaza on his way to the Chiefs' training facility for an introductory news conference on April 26, Frank Clark's gaze became riveted to a sight many of us either are oblivious to or consciously avoid seeing.

Passing what he recalled as a bridge by Brush Creek, his scan locked in on what he instinctively recognized as homeless people. Even en route to his first public appearance since the Chiefs had acquired the defensive end in a trade from Seattle, he had an urge to get out of the car.

"I know where to look; I understand where they are and what they do," he said during interviews with The Star on Thursday and Friday. "I have some pity."

More specifically, he also has the empathy you could only feel if you've ever lived not knowing where your next meal is coming from or where you'll sleep tonight, or doubting why you should have faith in the world.

"They might be on the edge of it, where they really don't want to be a part of this stuff (any) more," he said. "You get to a point where it's, 'Is life over for me? Is this the end?' "

Clark wondered that plenty as a child when he was in constant flux and distress as his single mother, Teneka Clark, contended with addiction and struggled for stability. That remains elusive for her even in the months since he signed a five-year, \$105 million contract.

But his agonizing past and reverence for his mother are part of a journey he appreciates deeply and figures makes him who he really is — for better or worse, he'll tell you.

Never mind that it's been a turbulent expedition that has featured Clark entering into troubles of his own and his father dying in a fire last year.

Along the way, Clark has come to feel his parents in his blood every day, apart from him as they are for different reasons, as he sets about what he sees as a mission to use football to provide for family that includes a young daughter, Phoenix.

In the process, he's also become immersed in what might be seen as a full-circle twist. Where once he grasped for the purpose of his life when he was trying to escape the streets, he now realizes this:

Some of his most meaningful purpose remains there.

All of which helps explain the thought he had coming off the practice field the other day.

Thinking of his mother and those who live in poverty and the Chiefs' fan base, Clark decided he wanted to bring homeless guests to the home opener next week against Baltimore.

Shortly after practice, he said, he turned to the team's community relations staff to present the thought.

Via the Chiefs, the idea morphed into reaching out to the [Women's Employment Network](#), which seeks to holistically support and empower women. Many are in tough financial straits, though clients are of all socio-economic groups, ranging from some who might be experiencing homelessness to those who have relocated here with their husband and want to network to many circumstances in between.

According to Ashley Williamson, WEN's community engagement manager, seven single mothers who have graduated from the program and 13 of their children are expected to be his guests for what Clark calls "a treat" that will include a limousine ride to the stadium, seats in a suite and a postgame meet and greet with him.

Williamson said she couldn't speak to whether any of the mothers had experienced homelessness. But she said all were in stable situations now and overjoyed by the opportunity.

"I'm so EXCITED I just want to scream!!! Thank you so much. I can't even think right now," one of the WEN clients who plans to attend with her children wrote the organization. "I was wanting (her kids) to go to Chiefs camp. I just didn't know how to go about it, and how much it costs. ...

"I can't wait to tell them!!!! I needed some happiness in my life, thank you so much."

## HEART FOR SINGLE MOMS

Clark knows the game will make for just a brief interlude in their lives. But single mothers are what he has a heart for, said Clark, who relished the idea of giving them a day when “they could kind of take it easy and not have to worry so much.”

Like he’s tried to do for his own mother some 20 years now.

From the time he was 6 after an eviction, she has reminded him, he tried to console her that everything would be alright as he absorbed her anguish while they stayed at the Union Rescue Mission in Los Angeles’ Skid Row.

That was around the beginning of a period of about four or five years when Clark was a virtual hostage to a cycle of drug addiction and violence and gangs and guns and death and depression and desperation all around him in the harsh Baldwin Village section of South L.A.

“I was growing up too fast for my own good,” he said.

Living from shelter to shelter to a motel to the streets to a shelter, he said, he learned to stand humbled in community showers and appreciate meals like peanut butter and syrup sandwiches.

“It’s almost like the real Hunger Games — the *real* Hunger Games,” he said, smiling. “You go into that survival mode where you do anything just to try to put some food in your belly, you know?”

He learned to scour the ground for money and go to libraries and hit the “return money” button on printers to gather up coins. He’d skip school to hustle, because he came to consider that essential for his mother and him even if it meant he would spend some time in juvenile detention.

His mindset became, well, screw everything else: “It’s about my mom and me. It’s only us.”

That was a double-edged razor, though.

“Her feeling like she had let me down ... that led me to try to do things to get money: I’m stealing, I’m doing all these different things,” he said. “(Because) if I’m the burden that’s making you sink into this, I don’t want to be the problem. I’m willing to go be in the streets if that’s what it takes.”

Sensing he was on a path to an early death, in 2003 she sent him to live with his father's side of the family in the Glenville neighborhood of Cleveland and didn't see him again until 10 years later.

(She didn't see him play professionally until five years ago in Oakland — something he thought about this week as the Chiefs prepared to play the Raiders on Sunday.)

The move, though, was “no escape for me,” Clark said. It was similarly tough turf, he said, and complicated by the up-and-down nature of his relationship with his father, Frank Clark III, before they came to bond.

(It was shattering for [Clark when his father was one of four family members to have died in a house fire last year](#). In a Tweet at the time, Clark called it “an arson fire.” [According to an ESPN.com report from Seattle in January, Clark said authorities told him it was accidental but said he still had questions](#). “Some stuff you can't deal with,” he said Friday, “but you just manage and try your best.”)

Chaotic as even the move to Cleveland was, it ultimately led Clark to the University of Michigan, Seattle and now to a life-changing contract.

Which comes with the realization that money can't cure everything.

“I'm spending my life right now trying to get my mom off the streets,” he said. “The paychecks can come, the money, the resources, etc., etc. But if you're still trapped in that place mentally, it's going to show. You're going to be trapped in that place.”

## AT PEACE WITH THE PAST

That period of homelessness wasn't the only time Clark felt trapped and feared for his future.

[In 2014 after an alleged altercation with his girlfriend in a Sandusky, Ohio, hotel, he was charged with first-degree misdemeanor domestic violence and assault and dismissed from the Michigan football team.](#)

He spent his three days in jail thinking “my life is over.”

He could only pray he'd get another chance.

And he did: The charges ultimately were reduced to fourth-degree persistent disorderly conduct, with Clark also completing a 25-week domestic violence course and paying court costs and fines.

Only months later, the Seahawks selected him in the second round of the 2015 NFL Draft. He's had no known legal issues since.

Still, he understands that the 2014 allegations preceded him here and even seemed to embrace addressing his past when he was introduced.

He spoke about having to learn to be a better person and a better man. He framed it as a pivot point of his life, something that could make or break you and that he believed made him “more understanding, more compassionate ... (and) my heart a little bigger.”

Maybe most of all, he emphasized being “real” and not sugarcoating or hiding anything.

“I (can) barely hide; it’s all out there,” he said, smiling and adding, “I know what (people) read. I know everything people see. And I know the perception people can have. And that’s easy, you know?”

“But I just feel like the hard part is getting to actually know somebody. I feel once everyone does, that they’ll understand me as a person.”

That’s an inherent challenge for most, because few can relate to his path. Some naturally won’t want to try, either.

The 2014 episode invites scrutiny and skepticism, but his story is a reminder that we’re all better served by listening to try to understand ... not just to reply or comment.

And that if we can’t hope for redemption and growth, what’s our purpose here, anyway?

“Now around here, we’ll be really rooting for No. 55; it’s not every day that somebody really understands,” said WEN’s Williamson, who hadn’t been aware of Clark’s 2014 arrest.

For all the personal challenges he knows may still be ahead, Clark says he knows one of his true purposes: to apply the unique experiences that make for a natural platform to continue helping the homeless as he did in Seattle, where he was [in concert with Pearl Jam’s efforts](#) and [working with the Union Gospel Mission](#).

“We aren’t bringing an end to the homeless crisis in Seattle,” he said in announcing the #GiveYourBest challenge last year, “but we are shedding a little bit of light on it.”

A light that shines more because of his ability to connect to a plight that remains deeply personal. Without elaborating on his mother’s current whereabouts or specific status, Clark said he’d see her every day if he could. Instead, he sees her only “whenever she wants to see me — not when I want to see her.”

You might not be able to contact her, he says, but he knows how.

Truly reaching her, though, is another matter.

“I’m constantly working just to put her in a better place,” he said, “so I can be 100 percent happy in life.”

(Dustin Colquitt)

## **Even as Chiefs' Maytag Repairman, punter Dustin Colquitt is integral to franchise**

Vahe Gregorian

September 19, 2019

KC Star

If the Chiefs beat Baltimore on Sunday at Arrowhead Stadium, coach Andy Reid will move past former Pittsburgh Steelers coach Chuck Noll into sixth place on the career NFL wins list (210).

Win or lose, figure on quarterback Patrick Mahomes extending his weekly streak of stupefying deeds and record-wrecking feats.

More subtly, punter Dustin Colquitt will play in his 225th game as a Chief to surpass Pro Football Hall of Famer Will Shields as the man to appear in more games than anyone in franchise history.

Cue the obligatory jokes about Colquitt being the Chiefs' version of the Maytag Repairman, who became a cultural icon for the ad portraying him as seldom being needed.

A year ago, in Mahomes' first full season as a starter, Colquitt punted 20 times fewer (45) than he ever had before and has been called on in that role just 56 times in Mahomes' 19 career regular-season starts.

Put another way: Since Mahomes started his first game in the 2017 regular-season finale at Denver, Colquitt has been on the field in his capacity as a holder for field goals and extra points 113 times — more than twice as many times as he's punted.

"It sort of taints that (record) thing if you don't ever get to kick," Shields said, laughing, by telephone on Wednesday.

He jests because he loves, more seriously saying that the record is "awesome" and an important "next mile-marker" that will be hard to match.

And we tease because we love him, too.

Because the Chiefs' 37-year-old elder statesman isn't just a heck of a punter who owns the team record for punts landed inside the 20-yard line (442).

He's an infinite gift to the team, fans, broader community and media — so much so that my colleague Sam Mellinger likes to joke that Colquitt has earned some double bylines.

It's testimony to Colquitt's grace and selflessness that when he was asked about the record Wednesday, his first burst of words was about Shields, his teammate for two seasons and whose signed jersey adorns Colquitt's basement.

The guard "was an every-down-except-a-fourth-down-guy; I'm a fourth-down guy," Colquitt said.

(As such, in contrast to Shield's pre-game preparations to unleash a storm, Colquitt mellows out to Jimmy Buffet. He's particularly partial to "Son of a Son of a Sailor" in tribute to the family history of punters, including his grandfather, father and brother Britton of the Cleveland Browns.)

His wit, wisdom and eloquence, the nurturing and charitable nature that have made him a [two-time Chiefs Walter Payton NFL Man of the Year nominee who says his Christian faith guides him "to love and serve."](#) make him one of the most respected men in the locker room.

"A great mentor," said Mahomes, saying Colquitt embodies doing things the right way and "has a tip for everything."

Coming from a guy Shields calls "the last man standing" from a turbulent era, his presence includes meaningful perspective on where the Chiefs are now as a perennial playoff team and legitimate Super Bowl contender in their seventh season under Reid.

Colquitt remembers speaking with his father, Craig, the former NFL punter, when it became apparent amid the 2-14 season in 2012 that the Chiefs were about to make another coaching change and bring in the fifth head coach he'd known since joining the team in 2005.

He fretted about the possibility he'd have to leave so much that made him feel at home here: the people, the organization, the Hunt family, the city where his five children were born.

When it appeared Reid might be the Chiefs' next coach, though, Colquitt said his mind was blown by the heartening possibility. The reality was even better.

When Reid arrived, Colquitt was working out for the Pro Bowl in the Chiefs' indoor facility when he was told Reid wanted to see him. But only after he finished his workout, which in hindsight he found telling about Reid: Work was the priority.

When they met in Reid's office, [Colquitt recently recalled for Sam's column about how Reid changed the culture](#) here, Reid asked him, "Are you done with this city? Or are you just done with what's transpired over the last four years?"

When Colquitt told Reid he didn't want to start over elsewhere, Reid said, "You don't have to. We want you here."

A few weeks later, Colquitt was signed to a five-year, \$18.75 million contract and was re-upped with a three-year, \$7.5 million deal in 2018. He's excited to keep playing for Reid as long as he can.

"There was no more hidden agenda, no, like, 'Let's make the players guess about stuff,'" Colquitt said. "He's going to tell you exactly how it is and what he expects. And we're going to work together for that common goal. And win."

Which, of course, is what it's all about, even as his punting reps have dwindled with Mahomes as the pivot point of what Colquitt calls Reid's mind "coming alive" on the field.

That doesn't mean his importance has diminished.

Especially considering that even with all the apparent offensive givens and constants, the Chiefs' greatest X-factor toward a Super Bowl run would seem to be the ability of a defense that was porous last season to come through when it didn't a year ago.

So he can't let himself be distracted by Mahomes, since "you don't know when he's going to strike" and he might find himself suddenly having to run 90 yards to hold for an extra point.

And because sometimes even Mahomes won't strike, Colquitt must continue to do the vital work he does best: pin opponents deep.

"I want to be the defensive coordinator's best friend," he said, alluding to Steve Spagnuolo and adding, "I want him to be, like, 'I love the punter.' I want him to say that a lot."

Just like the rest of us already do.

Even if the Mahomes era has made Colquitt's role one for punchlines, Shields' says it all in his admiration of him for many things — including his ability to deliver “week-in and week-out” at the highest level.

“I’m very proud to say he was a teammate,” Shields said.

(Tyrann Mathieu)

## **The infectious power and higher calling of Chiefs safety Tyrann Mathieu's view of life**

Vahe Gregorian

October 13, 2019

KC Star

In a recent one-on-one chat with Chiefs safety Tyrann Mathieu by his locker, he blurted out something that resonated with me.

["Being a great teammate," he said, "it might be better than being the best player on the team."](#)

Think about the power in that thinking in any walk of life, occupation, enterprise or family.

If you know people like that, as I'm fortunate to, it's profound.

Especially when that attitude in this context is radiating from perhaps the best Chiefs player on his side of the ball, a charismatic, candid and sincere young man whose disposition has been forged despite — or is because of? — harsh times in his life.

[The New Orleans native who's lost family members from heroin, AIDS, murder and more and commemorates them with all with crosses tattooed on his right leg,](#) who was adopted by his grandparents with his biological parents out of the picture, thinks of it all this way:

"I come from a place where a lot of people put their arms around me," he said. "I think I come from a place of people always servicing me, helping me, and I think it's just in me to kind of give back."

Referring to the grandmother with whom he was raised and her inclination to cook for anyone in need, he added, "I just remember those moments, so I try to never forget where I come from."

It's all the more meaningful that that mechanism in his heart is almost inseparable on and off the field.

The same guy who invites the entire defense over to his house every week (we'll get back to that) is moved to give back in his new city as well as in his hometown.

In his few months in Kansas City, [he already has met with then-outgoing mayor Sly James and new mayor Quinton Lucas to talk about ways he can help financially disadvantaged children in the city.](#) His dialogue with each remains ongoing, he said.

[Through his foundation, which next month will put on a celebrity waiter's dinner](#) featuring what he said would be "a couple teammates" at the Westin, he seeks to help support reading programs and build tech zones, among other endeavors.

"I don't want everybody to play football, so I kind of try to stay away from that — you know what I mean?" he said. "I'm trying to open their eyes to different things: Maybe it's science. Maybe it's music. Maybe it's technology."

Then there are the guys he does want playing football, and better football at that, for a promising team whose apparent Achilles' heel remains its defense.

Mathieu also is trying to open their eyes to different things, befitting what he said at his introductory news conference after the Chiefs signed him to a three-year, \$42 million deal in March: "It will be my job to come in here, try to (provide) some direction, try to give guys some motivation, some inspiration and ... be an everyday factor."

Not merely for games. Every day.

For a team that figures to ultimately be undone if the defense can't be substantially better after a stunning overhaul that featured a change of coordinators, scheme, much of the staff and most of the starters.

Its concerning start, punctuated by an ongoing inability to stop the run in last weekend's 19-13 loss to the Colts, is "a challenge within itself," Mathieu said. Mathieu, who had a 30-yard interception return in the game, lamented the missed opportunity for the defense to save the day in a rare game in which the offense sputtered.

"But I'm in the business of building people up, and that may take some time," said Mathieu, who will be in the spotlight again this week as the Chiefs host the Houston Texans, for whom he played last season. "And guys are still getting used to my leadership as well. So it's going to be a collective effort on everybody's part to just kind of buy in to what we need to get done defensively."

As much as anything else, he figures what needs to get done is to earn trust and build chemistry.

"If I know he's going to be in his gap, I can do my job," he said. "So we've got to keep pressing that and believe that the guy next to us is going to do his job."

Until that's validated, and surely after as well, he'll pour into it every way he can.

Maybe it's in putting together a reel of plays to show teammates how close they are to breaking through, as he did last week.

"He's not the type of guy who speaks a lot," said rookie safety Juan Thornhill, who appreciates that Mathieu is "always willing to take me under his wing" and added, "But when it's time for him to speak and say something, everything he says is real. I can feel him every single time he says something."

Maybe it's just by example.

"When he has that energy at all times, it also makes me want to have that same exact energy to match him," Thornhill said, adding, "He's always doing the right things. If you follow his footsteps, you're going to be in a really good spot."

Maybe it's in constructive criticism or positive feedback he offers any time he sees an opportunity.

“He’s got a great vibe,” said cornerback Charvarius Ward, who is so taken by the 27-year-old Mathieu that he sees him one day being in the Pro Football Hall of Fame. “When he walks in the room, like, everything lights up.”

Or, as the case may be, when walking into his house, as his Chiefs defensive teammates are invited to do every Thursday night. They’ll watch the NFL game, eat the food Mathieu provides and maybe even get their [hair cut by the barber he’s been known to have over](#).

“I enjoy it; I enjoy being around him,” Ward said, later adding, “He just wants to bring everybody together. ... Having those relationships off and on the field, it’s going to make everything come together on the field. The ultimate goal is to be, like, as one on the field.”

That’s been elusive so far. And it remains to be seen whether this is just a phase in a process or a fatal flaw.

But the more the defense takes its cue from Mathieu, the better it’s going to be.

Because Mathieu is about so much more than just himself, the sort of force that can lift a team and a community.

(Patrick Mahomes)

## **A girl with a brain tumor gave Patrick Mahomes a bracelet. He wears it during games**

Sam McDowell

KC Star

October 23, 2019

Ten-year old Whitney Wells has her good days and bad, afternoons in which her bubbly, amusing personality comes to life and some in which she can hardly move.

Five months ago, doctors discovered a tumor in her brain stem, diffuse intrinsic pontine glioma (DIPG) in medical terminology. The prognosis, to be frank, is bleak.

“We’re trying to give her as many experiences as we can,” her father, Scott, said. “Anything to make the day better.”

In August, the Wells family, residents of St. Joseph, drove over to Chiefs training camp. They met quarterback Patrick Mahomes, tight end Travis Kelce, wide receiver Sammy Watkins and head coach Andy Reid. Scott remarked at their down-to-earth nature.

At some point during their conversation after a practice, the family provided players with a fundraising bracelet featuring their catch phrase through Whitney’s fight.

*You got this!*

Whitney has talked often about that day. She’s always been a Chiefs fan. The Wells family rarely misses a game on TV.

In early September, they sat together and watched the Chiefs’ opener in Jacksonville. They spotted something on Mahomes’ wrist, a band of baby blue. Almost immediately, Scott’s phone buzzed. A friend had paused the TV and blown up the picture.

And there were those three words, clear as can be, wrapped around Mahomes’ wrist.

*You got this!*

“She couldn’t believe it,” Scott said of his daughter, his voice breaking. “She’s just so excited.”

Later in the game, they noticed Watkins wearing the bracelet, too.

“Had no idea they would wear it, especially during a game,” Wells said. “It made us feel like they care.”

“We’re always looking for it now. It does make it a better day when we see it — or a better weekend.”

Whitney celebrated her 10th birthday on May 8. That's when Scott and his wife, Tara, initially noticed something seemed off. Whitney's facial expressions were abnormal. She wasn't smiling or laughing. And she bounced off a doorway rather than gliding through it.

Children's Mercy Hospital doctors discovered the brain stem tumor. DIPG has no cure. Recently, Whitney saw a specialist in Cincinnati and began taking a recommended trial drug. Next week, she will return for an MRI to decipher its effectiveness.

She has been pulled out of school in St. Joseph, and Tara has taken a leave of absence from her job to care for her full-time. Whitney has trouble walking without assistance. Her facial movement is sometimes limited. The tumor can cause mood swings.

Which further emphasizes the importance of bright moments. She met her favorite Royals players this summer, including Salvador Perez, Danny Duffy and Ian Kennedy, along with manager Ned Yost.

And now she feels an ongoing connection with Kansas City's star quarterback. As Mahomes lay on the grass Thursday following his knee injury in Denver, the blue wristband popped into the middle of the scene captured by the national TV cameras. That image cycled through social media, particularly a Chiefs Facebook group that refers to itself as the Lot J Tailgating Crew.

The group's administrator, Nate Morrow, posted the photo after watching a replay of the game on NFL Network over the weekend. Morrow said the crew will make koozies and bring the bracelets to the Chiefs' game Sunday against the Packers, selling both items during their Lot J tailgate as a fundraiser for Whitney.

Mahomes isn't expected to play Sunday, the knee injury sidelining him indefinitely. But he figures to be shown on the TV cameras often. The Wells family will be watching, hoping to see a reminder of their daughter's fight. And if and when they do, Tara has a habit of saying it out loud.

*You got this!*

(Juan Thornhill)

## **How doubt transformed Chiefs rookie Juan Thornhill from overlooked to NFL starter**

Sam McDowell

KC Star

November 8, 2019

The first college offer Juan Thornhill received provided him an opportunity to play Division I basketball. During his freshman and sophomore years of high school, Thornhill figured hoops would be his path. His dad played basketball. He loved the sport.

But as a Radford University (Va.) assistant coach presented the offer, Thornhill felt hesitant to make a formal commitment. He wanted to see this football thing through. Wanted to buy himself a little more time before choosing between the two sports.

Then the coach made the decision for him.

“He told me, ‘Listen, you’re not going to play Division I football,’” recalled Thornhill, a Chiefs rookie safety. “He said I’d have to put up crazy numbers. He looked me right in my face and said, ‘You’re not going to make it.’”

In a figurative snap of the fingers, that comment settled Thornhill’s future as an athlete. See, there’s something we should get out of the way about Juan Thornhill. His college position coach says he’s “the most highly competitive kid I’ve ever been around.” Takes everything as a challenge, even when that isn’t the intention.

So this was a layup.

“Basically, I changed my mind right then and there. I didn’t want to play college basketball anymore,” Thornhill said. “Once he said I wasn’t going to make it in football, I started pushing myself even harder in football. I just took that (statement) and ran with it.”

The basketball programs kept calling anyway. Kept coming after the athletic point guard who would lead his high school to three straight state championships.

Even that Radford assistant, whom Thornhill preferred not to name but said is no longer with the program, didn't give up his pursuit. On a fall evening, the coach drove from the college to Altavista, a Class 1A high school in Virginia, to prolong his recruitment. Thornhill requested the coach come to a football game. They could talk afterward.

The coach sat next to Thornhill's family in the stands. But at some point during the game, he stood up and turned to Thornhill's father.

"Yeah, he's a football player," he said.

### **'A MAN AMONG BOYS'**

Midway through his freshman season at Altavista, Thornhill remained strictly a junior varsity safety, though the varsity coach at least offered him the opportunity to dress on Fridays. One fall night in 2011, he stood on the sideline as Altavista got crushed, an opposing 6-foot-5 wide receiver catching pass after pass in the secondary.

Seniors on the team yelled for coaches to put Thornhill in the game. He'd never played a varsity snap. Mike Reavis, then the school's defensive coordinator, turned around and looked up and down the sideline, searching for a solution. Thornhill stared back at him.

"Juan, you want to give this kid a shot?" Reavis asked.

Thornhill nodded, though he had never practiced a down at cornerback. On the ensuing possession, the opponent lofted another deep ball to the 6-5 receiver.

Thornhill picked it off.

Altavista had a star. Even if so few colleges recognized it.

Thornhill led Altavista to back-to-back state football championships. Led the basketball team to three straight titles. In football, he played safety and quarterback. His senior season highlight film runs nearly 20 minutes. In a state semifinal game, Thornhill lined up at the Mike linebacker, yet Reavis still tasked him with serving as a Cover 3 safety. He had three interceptions.

"He's a man among boys," Reavis said.

Colleges weren't yet convinced. The competition made them apparently hesitant — Altavista's enrollment usually hovers around 100 per grade.

"Juan heard from a lot of people that he couldn't play Division I," Reavis said. "I guess because he was playing in the smallest classification, I'm not sure. But every time he heard it, he just put his head down and got to work."

The doubt became a silent rallying cry. Thornhill even strayed from hanging out with some of his friends, instead opting to work out at the local YMCA on Friday and Saturday nights. He did not drink a sip of alcohol while in high school, he said.

"I knew what I wanted to do," he said. "And I know what would ruin me."

He received only three college football offers, and only one from a Power 5 school. But it didn't matter. His dream offer, from the University of Virginia, was one of the three. He didn't play much his freshman season there, a miserable year that prompted defensive coaching changes.

Before arriving on campus, his soon-to-be new position coach, Nick Howell, requested some practice film.

"Immediately, immediately, he flashed some talent — like a guy who could really move and do some good things," Howell said. "You just hope he's not a senior. Luckily for me, I found out he was just a freshman."

## **SETTLING IN WITH THE CHIEFS**

The Chiefs were bad enough defensively last season to get their defensive coordinator fired. Bad enough that the problems couldn't be traced to one cause.

But improvement from the safeties topped their wish list. In free agency, the Chiefs added Tyrann Mathieu, a big name with big-play potential and a veteran leader. He checked all the boxes.

The Chiefs weren't done addressing the need. They traded up to draft Thornhill late in the second round, with the 63rd overall pick.

Thornhill's initial month of games included some rookie mistakes. Some learning moments, if you will. But it hardly changed the person. As Thornhill says, "I always step out there feeling like I'm the best (defensive) back on the field."

Or as Howell describes it, "He thinks he can win at anything. He would tell you he could've been starting on Virginia's national championship basketball team last year. And if you put the shorts and tennis shoes on, he's going to try to dunk on you."

Howell has long compared Thornhill to Marty McFly from Back to the Future. Why? In a scene from the sequel, McFly takes it as a challenge when called a chicken. "That's Juan," Howell said. "He'll lose his mind if you say he can't do something."

Thornhill has never seen the movie. He still appreciates the comparison.

After an opening month that featured some ups and some admitted downs, Thornhill says he never wavered. And suddenly, it started to click. The game slowed down. He stopped overthinking and just started playing.

He grabbed his first interception. Knocked down a couple of passes. Statistically speaking, he has been one of the Chiefs' top weapons in coverage. He's allowed fewer than 100 yards in nine games, per Pro Football Reference and Pro Football Focus.

"He's coming along. He's making some big tackles for us," Mathieu said. "A lot of the things he does may not necessarily show up on the stat sheet, but ... he's making some big plays for us."

Days before his rookie season, Thornhill began to figure out that he would likely be starting. He'd had an impressive preseason paired alongside Mathieu.

On the day the Chiefs announced their 53-man roster, officially cementing Thornhill's place on it, he reached for his phone and logged onto his social media accounts.

"For those who said I wouldn't make it and wouldn't be good enough to play at the next level," his post read, "I just want to say thank you for the motivation."

(LeSean McCoy)

**LeSean ‘Shady’ McCoy on transforming Harrisburg real estate and earning his way into the Pro Football Hall of Fame**

John Leciew

PennLive.com

November 22, 2019

LeSean McCoy knows a thing or two about real estate, having moved from city to city during his NFL career.

The former Bishop McDevitt standout first flew off to Philadelphia for the Eagles, then shuffled off to Buffalo to be with the Bills. Now, the veteran running back has staked a claim in Kansas City, where the Chiefs are Super Bowl contenders. No wonder McCoy admits eyeing an elusive championship ring that he said would complete his credentials for the most coveted real estate of all – membership in the Pro Football Hall of Fame.

But his Harrisburg roots run deep. That’s why, with the Chiefs on a bye, he was back in his favorite stomping grounds Thursday to look over a real estate project he hopes will renew a once-crowning jewel of the capital city.

Along with his brother, LeRon, and business partner, Ryan Sanders, McCoy and his company, Vice Capital, have plans to transform the legendary Jackson Hotel -- once the overnight address for a who’s who of African American luminaries -- into some of the most sought-after apartments in Harrisburg.

Visages of such stars as Louis Armstrong, Cab Calloway and Mahalia Jackson adorn the Jackson Hotel’s wall in a giant mural that’s prominently -- and proudly -- visible along the 1000 block of North Sixth Street.

Unfortunately, it is the only thing beautiful about this once-coveted address.

Since long-time owner and operator German Jackson died in Aug. 1993 at age 98, the [Jackson Hotel](#) descended into decades of disrepair, deterioration and dilapidation. So, too, has the Swallow Mansion, a few doors down, which saw its roof collapse.

Both are now part of the McCoy’s project to transform the block.

The McCoy’s company purchased the Swallow Mansion at 1000 N. Sixth St. in August and construction is well underway on five market-rate apartments there. Sanders said the company has since [contracted to buy the Jackson Hotel](#), with construction on five more apartments slated to begin there soon.

All told, the McCoy’s have plans to develop the entire block, known as Jackson Square, with up to 70 apartments boasting a total of 50,000 square feet of living space, Sanders said.

“This is important because of German Jackson,” Sanders said during a tour of the site. “This is a very historical property.”

For the brothers McCoy, who both played in the NFL and are no strangers to putting their football money to work in a variety of business ventures, it marks their first major investment in Harrisburg. And it wouldn’t have been possible without an assist from the most unlikely of players: President Donald Trump.

Sanders said the ongoing work to rehabilitate the Swallow Mansion marks the first project in Harrisburg under the tax-advantaged Opportunity Zones established in some 8,700 neglected areas across the country as part of Trump’s 2017 federal tax overhaul.

The tax breaks, along with other assistance from Dauphin County, will allow the project to earn a return for their business, while finally returning these long-neglected Harrisburg fixtures to their former glory, Sanders said.

He declined to say how much the McCoy’s company was putting into the project. But LeSean chimed in, saying “It ain’t cheap.”

Thursday’s site tour was LeSean’s first look at the project since plunking down the money for the Swallow building at 1000 N. Sixth. While there are still holes in the second floor, glass-less windows and a missing roof over the third floor, the project is progressing toward a late winter/early spring completion date, Sanders said.

“It’s a lot better than it was,” said LeSean, as he stomped about the dusty floors in gleaming white designer athletic shoes. “It was pretty messed up.”

Still, Shady seemed to think the February 2020 finish date for the Swallow Mansion might be a bit aggressive, adding instead: “As long as it’s done right.”

McCoy said he’s determined to do the landlord thing right, too.

In this, he’s driven by boyhood memories of his grandmother and all her frustrations with a series of neglectful property owners, whom he said cared far more about the rent than the residents.

“We didn’t have a lot,” LeSean said. “I remember my grandma, when we were younger, and she would talk about the landlords. Some were slumlords. I never want to be like that. I want people to come home and feel comfortable. I never want to be where LeSean McCoy owns this building and it’s terrible. I never want to be that type of guy.”

LeRon McCoy said his younger brother’s seriousness about the project shows not only his maturity but his mindset. For perhaps the first time in a stellar career, LeSean’s post-NFL life is now close enough to touch.

“Every time you’re released or traded, you take a look at yourself -- or you should,” LeRon said, referring to his 31-year-old brother’s release by the Bills before the start of this season.

“I think it made him a little more understanding of the business and how he has to prepare himself for the unknown or the inevitable,” LeRon said. “The big difference between myself and LeSean, I told him, ‘you’ve never been a role player.’ It takes a little bit of getting used to.

Superstars don't worry about cut day. Whereas role players, it's a date we dread. He has more of an awareness of life after football."

Awareness? Perhaps.

Reality? Not just yet.

For the immediate future, LeSean will have to manage his investment and his properties from afar, with Sanders and his brother handling day-to-day affairs on-site. That's because McCoy said he's fully committed to playing football for up to three more seasons after this one.

"I'll play about two or three more years," he said. "Maybe two as a big-time role player. A guy who can really help the team out. And then my third year, a savvy veteran."

McCoy will be a free agent following this season but said it's way too early to speculate where he might land next.

For now, he's supremely focused on the playoff push with the Chiefs, openly admitting the ring is the thing.

While McCoy can deftly dodge a tackle, he didn't dodge the big question: Asked whether he obsesses about winning a Super Bowl, McCoy responded, "Yeah, I really do."

In fact, he sees a championship ring as crucial in completing his resume for the Hall of Fame.

"I think just for my legacy, I think a Super Bowl would really help me out," said McCoy, who just surpassed 11,000 rushing yards during his 11-year NFL run. "I want a Super Bowl, and I want the Hall of Fame. Those are things I want to accomplish. I think it goes hand-in-hand. I think if I get that championship, it would kind of put me in that bracket. Number wise, I'm right there. I've had a lot of touchdowns, a lot of yards, a lot of success -- pro bowls, all-pros. I think a Super Bowl is the last one I need."

But as McCoy's list of NFL cities grows, feeling at home is harder. LeSean said he found a second home as a rookie in Philly in 2009. He admits being shell-shocked when he was traded away to Buffalo in the 2015 offseason.

"When I went from Philadelphia to Buffalo, that transition was tough," he said. "I needed more maintenance as far as the love, the family, the friends."

Despite being cut by the Bills just before the season began, McCoy has nothing bad to say about the town or the team.

Perhaps that's because the shifty running back landed on his feet with the Chiefs, who boast an MVP quarterback in Patrick Mahomes, a track star wide out in Tyreek Hill and a chess master offensive coach in Andy Reid, with whom McCoy kept in touch since their early days together in Philly.

It's made this relocation far easier.

"Going back with Andy Reid, a guy who drafted me, our relationship has always been tight," LeSean said. "I mean, we've always stayed in contact, which is rare in this business. So I didn't mind it as much."

And while McCoy admits he's thinking Super Bowl, he knows the NFL is all about a team getting hot and healthy going into the playoffs. He sees the Chiefs doing just that after an up-and-down season.

"We've had so many injuries. Now we're at the right time. We're gelling," he gushed. "Last game was the first game we had all our offensive lineman since week four. It's important because of the time of the year. It's playoffs. You have to tighten it down a little bit. You need a game you should lose; you need to win those types of games."

Once a team punches its ticket for pro football's postseason dance, all bets are off and anything is possible, McCoy added.

"Everybody talks about the Super Bowl. You've got to get to the playoffs first," he said. "And then after that, anything can happen. The Giants and Eli taught you that."

Make no mistake: McCoy remains football first.

But for the first time, he's beginning to glimpse his life after the NFL, as well. It involves real estate, investing in the community, and plenty of family and friends.

And of course, it centers on his hometown of Harrisburg.

"I've always been big on Harrisburg," McCoy said. "I'm at Harrisburg guy. Anytime I'm anywhere else, I'm proud to brag about where I'm from. If I could build the community and help it out any way possible, I'm all for that."

While turning historic African-American landmarks into market-rate apartments for a rising tide of Harrisburg professionals marks the McCoy's first major business venture in the city, they hinted it won't be their last.

Future projects could target more affordable housing for lower-income segments in the city, just as LeSean's charitable foundation assists those in need in multiple ways, they said.

"It's making a living," LeSean said of his newfound future in real estate. "But it's also building up the community."

While the ventures may not generate NFL money, one's body feels a whole lot better in the morning. Just ask LeRon, who knocked around the NFL as a wide receiving role player with the likes of the Arizona Cardinals, San Francisco 49ers and Houston Texans from 2004-08.

"Real estate is a business where if you invest in the right things, you could make money while you're sleeping, compared to making money while taking hits and putting your body through a pounding," LeRon said.

Soon, you might even call these football brothers the "Real Estate McCoy's."