



# MEDIA INFORMATION

**SUNDAY, NOVEMBER 1, 2015**  
**WEEK 08 / GAME 07 / 4:05 P.M. / CBS**

**NEW YORK JETS**

**4-2**

**OAKLAND RAIDERS**

**3-3**



## Contents:

2015 SCHEDULE.....	2	BUILDING THE JETS.....	31
GAME NOTES.....	3	ROSTER BREAKDOWN.....	32
PROBABLE STARTERS .....	4	PERSONNEL MOVES.....	33
GAME PREVIEW .....	5	ROSTER BY EXPERIENCE.....	35
MATCHUP HISTORY .....	6	ROSTER BY POSITION .....	36
COACHING CAPSULES.....	7	2015 DEFENSIVE STATS .....	37
CONNECTIONS.....	11	2015 OFFENSIVE STATS .....	38
DEFENSIVE PLAYER NOTES.....	12	SUPPLEMENTAL STATS.....	39
OFFENSIVE PLAYER NOTES.....	19	PLAYER PARTICIPATION .....	46
LAST TIME IT HAPPENED.....	27	DEPTH CHART .....	47
		ALPHABETICAL ROSTER.....	48
		NUMERICAL ROSTER .....	49

## HOME

PRESEASON | 3-1



THU | AUG 13 | 7:30 PM | L, 3-23



FRI | AUG 13 | 7:30 PM | W, 30-22



SAT | AUG 29 | 7:00 PM | W, 28-18



THU | SEP 03 | 7:00 PM | W, 24-18

REGULAR SEASON | 4-2



SUN | SEP 13 | 1:00 PM | W, 31-10



MON | SEP 21 | 8:30 PM | W, 20-7



SUN | SEP 27 | 1:00 PM | L, 17-24



SUN | OCT 04 | 9:30 AM | W, 27-14

## BYE WEEK



SUN | OCT 18 | 1:00 PM | W, 34-20



SUN | OCT 25 | 1:00 PM | L, 23-30



SUN | NOV 01 | 4:05 PM | CBS



SUN | NOV 08 | 1:00 PM | CBS



THU | NOV 12 | 8:25 PM | NFLN



SUN | NOV 22 | 1:00 PM | CBS



SUN | NOV 29 | 1:00 PM | CBS



SUN | DEC 06 | 1:00 PM | CBS



SUN | DEC 13 | 1:00 PM | CBS



SAT | DEC 19 | 8:25 PM | NFLN



SUN | DEC 27 | 1:00 PM | CBS



SUN | JAN 03 | 1:00 PM | CBS

## HEADLINES

**INSIDE THE 20s:** The Jets are the only NFL team to field both an offense and a defense that ranks in the top three inside the 20. New York's offense is third in the NFL, scoring a touchdown 69.6 percent of the time when they cross the opponent's 20. The Jets defense is second best in the NFL, allowing opponents to score a touchdown on only 41.2 percent of trips inside of their 20. The Cincinnati Bengals are the only other team to rank in the top five in both offense and defense efficiency inside the 20.

**TOP FIVE:** New York's defense is ranked in the top five of eight major defensive categories: First Downs per Game (1st), Rushing Yards per Game (1st), Rushing Yards per Attempt (1st), Yards per Game (2nd), Yards per Play (2nd), Passing Net Yards per Play (3rd), Points per Game (4th), Passing Net Yards per Game (4th).

**RUSHING DEFENSE:** Led by a line that includes NT **Damon Harrison**, and DEs **Sheldon Richardson**, **Muhammad Wilkerson** and **Leonard Williams**, the Jets defense ranks first in the NFL against the run, allowing 71.5 yards per game and 3.4 yards per rush. The Jets have allowed two rushing touchdowns this season.

**SECONDARY:** After adding CBs **Antonio Cromartie**, **Darrelle Revis** and **Buster Skrine** as well as S **Marcus Gilchrist** during the offseason, New York's secondary has helped power a Jets defense that ranks first in the NFL in completion percentage (54.8%) and yards per attempt (5.64). Additionally, the defense is second in opponent passer rating (68.5). Led by CB **Darrelle Revis'** NFL-leading six takeaways (3 INTs and 3 FR), the unit has had a hand in 12 of the team's 15 turnovers. The group has accounted for all eight of the club's interceptions and four of the team's seven fumble recoveries.

**CHRIS IVORY:** RB **Chris Ivory** has gained 501 yards over his first five games of the season. He did not play vs. PHI (9/27). **Ivory** is third in the NFL averaging 100.2 yards rushing a game.

Player	Yd/G	Games
Todd Gurley (SL)	110.5	4
LeVeon Bell (PIT)	102.2	5
<b>Chris Ivory (Jets)</b>	<b>100.2</b>	<b>5</b>
Doug Martin (TB)	90.2	6
Devonta Freeman (ATL)	88.7	7

**Ryan Fitzpatrick:** QB **Ryan Fitzpatrick** has led his team to victory in seven of his last 11 starts. In those games, he has thrown 20 touchdowns against eight interceptions for a passer rating of 93.6.

**TAKEAWAYS:** The Jets defense ranks fourth in the NFL with 15 takeaways and has surpassed the team's total for the 2014 season. The turnovers include eight interceptions and seven fumble recoveries. All eight of the interceptions have been by defensive backs, led by CB **Darrelle Revis** (3), S **Marcus Gilchrist** (2) and CB **Marcus Williams** (2). CB **Calvin Pryor** has one interception.

**MUHAMMAD WILKERSON:** After registering a sack against NE (10/25), DL **Muhammad Wilkerson** now leads the team with 5.0 sacks in six games. He has registered at least a half of a sack in six of his last seven contests dating back to 2014 (NE 12/21). Since entering the NFL as a first-round pick in 2011, **Wilkerson's** 29.5 sacks are the most on the Jets, while his 21.5 sacks since the start of 2013 trails only J.J. Watt (HST) and Cameron Jordan (NO) among 3-4 defensive linemen.

## GAME AT A GLANCE

<b>RECORD vs. OAK:</b>	17-21-2
<b>ROAD RECORD vs. OAK:</b>	6-13-1
<b>LAST TIME vs. OAK:</b>	W, 19-14 vs. OAK (9/7/14)

**NOTES:** The Jets have won six of the last eight contests against the Raiders, including the last two. In the six wins, New York has averaged 28.3 points, while allowing 13 points a game.

COACH	HC EXP.	W/L	POSTSEASON
Todd Bowles	NYJ (1st Season)	4-2	0-0
Jack Del Rio	OAK (10th Season)	72-76	1-2

## BROADCAST COVERAGE

**TELEVISION:** CBS

**PLAY-BY-PLAY:** Kevin Harlan **ANALYST:** Rich Gannon

**SIDELINE:** Alex Flanagan

**PRODUCER:** Ken Mac **DIRECTOR:** Mark Grant

**JETS RADIO:** 98.7 FM WEPN (ESPN RADIO)

**PLAY-BY-PLAY:** Bob Wischusen **ANALYST:** Marty Lyons

**PRE- AND POST-GAME:** Greg Buttle & Don LaGrecia

**JETS EN ESPANOL RADIO:** ESPN Deportes Nueva York 1050 AM

**PLAY-BY-PLAY:** Clemson Smith-Muñiz **ANALYST:** Oscar Benitez

**NATIONAL RADIO:** Sports USA

**PLAY-BY-PLAY:** Bob Fitzgerald **ANALYST:** Hank Bauer

## PRONUNCIATION GUIDE

Quinton <b>COPLES</b> .....	CO-pulls
<b>DEMARIO</b> Davis .....	duh-MAH-rio
Joe <b>DANNA</b> .....	DAN-ah
<b>LEGER DOUZABLE</b> .....	lee-JAY DOO-zuh-bul
Dakota <b>DOZIER</b> .....	DOUGH-jer
<b>D'BRICKASHAW</b> Ferguson .....	duh-BRICK-a-shaw
<b>BRENO GIACOMINI</b> .....	BREN-oh JAH-cuh-MEE-nee
Ben <b>IJALANA</b> .....	EYE-juh-LAH-nuh
Chris <b>OWUSU</b> .....	oh-WOO-sue
Kevin <b>PATULLO</b> .....	pa-TOO-low
<b>BILAL</b> Powell .....	buh-LAHL
Tanner <b>PURDUM</b> .....	PER-dum
Brent <b>QVALE</b> .....	KWAH-lee
Buster <b>SKRINE</b> .....	Screen

## NEW YORK JETS MEDIA CONTACTS

BRUCE SPEIGHT	bspeight@jets.nfl.com	973.549.4690
JARED WINLEY	jwinley@jets.nfl.com	973.549.4683
MEGHAN GILMORE	mgilmore@jets.nfl.com	973.549.4684
NIKOLAOS FILIS	nfilis@jets.nfl.com	973.549.4857
EVERT GEERLINGS	egeerlings@jets.nfl.com	973.549.4685
SARA PEREZ	sperez@jets.nfl.com	973.549.4685
EBONY TURNER	eturner@jets.nfl.com	973.549.4685
ROSS WYSZOMIERSKI	rwyszomierski@jets.nfl.com	973.549.4685



## OFFENSE

<b>WR</b>	<b>87</b>	<b>ERIC DECKER</b>	<b>6th Season</b>
Has played in five games this season and is tied for the team lead with 4 touchdown receptions, catching one in each of his first 4 games.			
<b>LT</b>	<b>60</b>	<b>D'BRICKASHAW FERGUSON</b>	<b>10th Season</b>
Started all 150 regular season games since being drafted by the Jets in 2006, behind only NYG QB Eli Manning for the most consecutive starts in the league.			
<b>LG</b>	<b>77</b>	<b>JAMES CARPENTER</b>	<b>5th Season</b>
Former Super Bowl Champion that joined the Jets as a UFA this offseason. Part of a Jets offensive line that is 3rd in the NFL in rushing yards per game and has allowed just 4 sacks through 6 games.			
<b>C</b>	<b>74</b>	<b>NICK MANGOLD</b>	<b>10th Season</b>
Part of a Jets offensive line that is 3rd in the NFL in rushing yards per game and has allowed just 4 sacks through 6 games. Has earned six Pro Bowl selections, including consecutive trips in 2013-14.			
<b>RG</b>	<b>66</b>	<b>WILLIE COLON</b>	<b>10th Season</b>
Former Super Bowl Champion who will play in his 100th regular season NFL game at OAK. Part of a Jets offensive line that is 3rd in the NFL in rushing yards per game and has allowed just 4 sacks through 6 games.			
<b>RT</b>	<b>68</b>	<b>BRENO GIACOMINI</b>	<b>8th Season</b>
Former Super Bowl Champion who enters his 2nd season with the Jets. Part of a Jets offensive line that is 3rd in the NFL in rushing yards per game and has allowed just 4 sacks through 6 games.			
<b>TE</b>	<b>85</b>	<b>JEFF CUMBERLAND</b>	<b>5th Season</b>
Started a career-high 14 games in the 2014 season, finishing with 23 receptions for 247 yards and three touchdowns.			
<b>WR</b>	<b>15</b>	<b>BRANDON MARSHALL</b>	<b>10th Season</b>
Became the 9th active player to reach 10,000 yards receiving, after logging 10 rec. for 109 yards vs. PHI (9/27). Became the first Jets WR since Don Maynard in 1968 to register four consecutive 100-yard receiving performances.			
<b>QB</b>	<b>14</b>	<b>RYAN FITZPATRICK</b>	<b>11th Season</b>
Surpassed 20,000 career yards passing on the first play of the game against MIA (10/4) as he connected on a 58-yard pass to Marshall.			
<b>RB</b>	<b>33</b>	<b>CHRIS IVORY</b>	<b>6th Season</b>
His 100.2 rushing yards per game is the 3rd most in the NFL. Followed his career-best performance against MIA (10/4), with a 146 yard game against WAS (10/18), marking the first time in his career that he has recorded consecutive 100-yard performances.			
<b>FB</b>	<b>40</b>	<b>TOMMY BOHANON</b>	<b>3rd Season</b>
Helps block for a rushing offense that averages 136.5 yards a game, 3rd best in the NFL. The unit rushed for a season high 221 yards in their Week Six win against WAS (10/18).			

## KEY RESERVES

<b>TE</b>	<b>47</b>	<b>KELLEN DAVIS</b>	<b>8th Season</b>
Veteran TE that has collected 12 receiving touchdowns in his career while primarily being utilized as a blocker. Earned his first start of the season vs. MIA (10/4) in place of an injured Jeff Cumberland as he blocked for a rushing offense that produced 207 yards on the ground.			
<b>WR</b>	<b>19</b>	<b>DEVIN SMITH</b>	<b>Rookie</b>
2015 Second-round selection with 6 catches for 60 yards in 4 games played.			
<b>WR</b>	<b>11</b>	<b>JEREMY KERLEY</b>	<b>5th Season</b>
Third on the team with 2 touchdown receptions. Also has 9 receptions for 60 yards.			
<b>RB</b>	<b>29</b>	<b>BILAL POWELL</b>	<b>5th Season</b>
Earned the start in place of an injured Chris Ivory vs. PHI (9/27).			

## KICKER

<b>K</b>	<b>2</b>	<b>NICK FOLK</b>	<b>9th Season</b>
Has made 16 field goals of 50-or-more yards since joining the Jets in 2010.			

## DEFENSE

<b>DE</b>	<b>96</b>	<b>MUHAMMAD WILKERSON</b>	<b>5th Season</b>
Recorded his 3rd career game with at least 2.0 sacks in Week 4 against MIA (10/4). Leads the team this season with 5.0 sacks in 6 games.			
<b>DT</b>	<b>94</b>	<b>DAMON "SNACKS" HARRISON</b>	<b>4th Season</b>
Since entering the starting lineup in 2013, the Jets have held opponents to just 3.54 yards per carry, the lowest average in the league.			
<b>DE</b>	<b>92</b>	<b>LEONARD WILLIAMS</b>	<b>Rookie</b>
The sixth overall selection by the Jets in the 2015 NFL Draft, he recorded his first half-sack, teaming with Wilkerson for a 10-yard sack vs. PHI (9/27).			
<b>OLB</b>	<b>98</b>	<b>QUINTON COPLES</b>	<b>4th Season</b>
Set a single-season career-best in sacks (6.5) in 2014, while also matching his career high in tackles (seven) vs. BUF (10/28/14).			
<b>ILB</b>	<b>56</b>	<b>DEMARIO DAVIS</b>	<b>4th Season</b>
Leads the team in total tackles after he posted a career-high 15 tackles vs. PHI (9/27).			
<b>ILB</b>	<b>52</b>	<b>DAVID HARRIS</b>	<b>9th Season</b>
Logged his second sack of the season against MIA (10/4), the 8th time in 9 seasons he has had multiple sacks in a year. Currently 3rd on the team's all-time tackles list.			
<b>OLB</b>	<b>97</b>	<b>CALVIN PACE</b>	<b>13th Season</b>
Recipient of the 2014 Dennis Byrd Most Inspirational Player Award, as voted by his teammates. Started all 16 games for the fourth-consecutive season and finished with 45 tackles, five sacks, nine tackles for loss and three passes defensed.			
<b>CB</b>	<b>24</b>	<b>DARRELLE REVIS</b>	<b>9th Season</b>
Returns after winning Super Bowl XLIX. Earned AFC Defensive Player of the Week honors after Week Two. Has three fumble recoveries and three interceptions this season.			
<b>CB</b>	<b>31</b>	<b>ANTONIO CROMARTIE</b>	<b>10th Season</b>
Rejoined Jets after leading ARZ with 12 passes defensed in 2014. The four-time Pro Bowler started all 16 games last season for the fourth-consecutive time in his career.			
<b>FS</b>	<b>21</b>	<b>MARCUS GILCHRIST</b>	<b>5th Season</b>
Veteran safety that joined the Jets this offseason after signing as a UFA. Has equaled his single-season high in interceptions (2) through six games.			
<b>SS</b>	<b>25</b>	<b>CALVIN PRYOR</b>	<b>2nd Season</b>
Responsible for takeaways in consecutive weeks as he forced a fumble at the goal line in Week One and picked off the first pass of his career in Week Two.			

## KEY RESERVES

<b>DE</b>	<b>78</b>	<b>LEGER DOUZABLE</b>	<b>8th Season</b>
Veteran DL who returned to the Jets this offseason. Has played in all 38 games since joining the club in 2013. Established career bests in sacks in his first two years with New York.			
<b>DE</b>	<b>91</b>	<b>SHELDON RICHARDSON</b>	<b>3rd Season</b>
2014 Team MVP and Pro Bowler returns to lineup after missing first four games of 2015. Recorded 1.5 sacks in two games, while helping to hold opponents to 1.9-yards a rush on 26 carries.			
<b>CB</b>	<b>41</b>	<b>BUSTER SKRINE</b>	<b>5th Season</b>
Signed with Jets this offseason after starting all 16 games for CLV for the first time in his career, finishing the season with 18 passes defensed, 66 tackles and career-high four interceptions – tied for eighth in the NFL.			
<b>CB</b>	<b>20</b>	<b>MARCUS WILLIAMS</b>	<b>2nd Season</b>
Has recorded 3 INTs in 13 career games, including an INT on the final MIA offensive possession in the Week Four win.			

## PUNTER

<b>P</b>	<b>4</b>	<b>RYAN QUIGLEY</b>	<b>3rd Season</b>
Established franchise season highs and career highs in average yards per punt (45.9) and net punting average (40.4) in 2014.			

## MATCHUPS



### TOTAL OFFENSE

378.5 (8th) 388.2 (26th)

### PASSING OFFENSE

242.0 (16th) 303.8 (32nd)

### RUSHING OFFENSE

136.5 (3rd) 84.3 (3rd)

### SCORING OFFENSE

25.3 (7th) 25.5 (21st)

### SACKS ALLOWED

4 (1st) 11 (t-25th)

### THIRD DOWN OFFENSE

45.3% (5th) 41.9% (27th)

### RED ZONE OFFENSE

69.6% (3rd) 47.8% (11th)

### TOTAL DEFENSE

283.2 (2nd) 351.0 (18th)

### PASSING DEFENSE

211.7 (4th) 254.3 (11th)

### RUSHING DEFENSE

71.5 (1st) 96.7 (23rd)

### SCORING DEFENSE

17.5 (4th) 24.0 (10th)

### SACKS

11 (t-25th) 10 (5th)

### THIRD DOWN DEFENSE

35.6% (10th) 44.6% (6th)

### RED ZONE DEFENSE

41.2% (2nd) 55.6% (18th)

### TAKEAWAYS

15 (t-4th) 9 (t-11th)

### GIVEAWAYS

11 (t-18th) 11 (t-9th)



### TOTAL DEFENSE

### PASSING DEFENSE

### RUSHING DEFENSE

### SCORING DEFENSE

### SACKS

### THIRD DOWN DEFENSE

### RED ZONE DEFENSE

### TOTAL OFFENSE

### PASSING OFFENSE

### RUSHING OFFENSE

### SCORING OFFENSE

### SACKS ALLOWED

### THIRD DOWN OFFENSE

### RED ZONE OFFENSE

### GIVEAWAYS

### TAKEAWAYS

## STATISTICAL LEADERS

### COMPLETION PERCENTAGE:

Fitzpatrick 61.4%

Carr 65.8%

### PASSING YARDS:

Fitzpatrick 1472

Carr 1460

### PASSER RATING:

Fitzpatrick 86.1

Carr 100.9

### RUSHING YARDS:

Ivory 501

Murray 421

### RUSHING TOUCHDOWNS:

Ivory 4

Murray 3

### RECEPTIONS:

Marshall 41

Cooper 33

### YARDS PER CATCH:

Marshall 14.10

Cooper 15.73

### YARDS FROM SCRIMMAGE:

Marshall 578

Cooper 521

### FIRST DOWNS:

Marshall 29

Crabtree 22

### TACKLES:

Davis 51

Smith 50

### SACKS:

Wilkerson 5.0

Two tied 3.0

### INTERCEPTIONS:

Revis 3

Woodson 4

### FORCED FUMBLES:

Harris 2

Five tied 1

### SPECIAL TEAMS TACKLES:

Two tied 5

Ball 3

### PUNT RETURN AVG.:

Kerley 9.1

Carrie 8.5

### KICK RETURN AVG.:

Owusu 29.0

Jones 30.6

### SCORING/NON-KICKING:

Ivory 30

Three tied 18

### SCORING:

Folk 50

Janikowski 48

17-21-2 Overall (Postseason 2-2) / 11-8-1 Home (Postseason 1-0) / 6-13-1 Away (Postseason 1-2)										(Formerly Los Angeles Raiders)	
10/28/60	OAKLAND	L	27-28	11/17/68	at Oakland	L	32-43	10/24/99	at Oakland	L	23-24
12/11/60	at Oakland	W	31-28	12/29/68	OAKLAND	W	27-23	12/20/00	at Oakland	L	7-31
10/29/61	at Oakland	W	14-6		(AFL Championship)			1/6/02	at Oakland	W	24-22
11/11/61	OAKLAND	W	23-12	11/30/69	OAKLAND	L	14-27	1/12/02	at Oakland	L	24-38
9/9/62	at Oakland	W	28-17	12/6/70	OAKLAND	L	13-14		(AFC Playoff)		
11/4/62	OAKLAND	W	31-21	12/11/72	at Oakland	L	16-24	12/2/02	at Oakland	L	20-26
10/7/63	OAKLAND	W	10-7	10/23/77	OAKLAND	L	27-28	1/12/03	at Oakland	L	10-30
10/20/63	at Oakland	L	26-49	10/21/79	OAKLAND	W	28-19		(AFC Playoff)		
10/10/64	OAKLAND	W	35-13	1/15/83	at Los Angeles	W	17-14	11/9/03	at Oakland	W	27-24 (OT)
11/22/64	at Oakland	L	26-35		(AFC Playoff)			12/11/05	OAKLAND	W	26-10
10/16/65	OAKLAND	T	24-24	9/8/85	at Los Angeles	L	0-31	12/31/06	OAKLAND	W	23-3
12/12/65	at Oakland	L	14-24	10/9/89	LOS ANGELES	L	7-14	10/19/08	at Oakland	L	13-16 (OT)
10/23/66	OAKLAND	L	21-24	10/10/93	at Los Angeles	L	20-24	10/25/09	at Oakland	W	38-0
12/3/66	at Oakland	T	28-28	10/1/95	OAKLAND	L	10-47	9/25/11	at Oakland	L	34-24
10/7/67	OAKLAND	W	27-14	10/6/96	OAKLAND	L	13-34	12/8/13	OAKLAND	W	37-27
12/17/67	at Oakland	L	29-38	9/21/97	OAKLAND	W	23-22	9/7/14	OAKLAND	W	19-14

## SINGLE-GAME RECORDS

### MOST RUSHING YARDS

Player	Att	Yds	Date
1. Matt Snell	26	168	10/10/64
2. Thomas Jones	24	159	10/19/08

### MOST RUSHING TOUCHDOWNS

Player	TD	Date
1. Six Tied, Most Recently Shonn Greene	2	10/25/09

### MOST PASSING YARDS

Player	Cmp/Att	Yds	Date
1. Joe Namath	25/46	403	12/11/72
2. Richard Todd	17/29	396	10/23/77

### MOST TOUCHDOWN PASSES

Player	TD	Date
1. Richard Todd	4	10/23/77
2. Six Tied, Most Recently *Vinny Testaverde	3	1/12/02

### MOST RECEPTIONS

Player	Rec	Date
1. Don Maynard	12	12/17/67
2. Dick Christy	11	11/4/62

### MOST RECEIVING YARDS

Player	Yds	Date
1. Don Maynard	228	11/17/68
2. Art Powell	179	12/11/60

### MOST POINTS

Player	Pts	Date
1. Mike Nugent	14	12/11/05
2. 13 Tied, Most Recently Shonn Greene	12	10/25/09

### MOST FIELD GOALS

Player	FG	Date
1. Mike Nugent	4	12/11/05
2. Six Tied, Most Recently Nick Folk	3	12/8/13

### LONGEST RUSHING PLAY

Player	Yds	Date
1. Chris Ivory	71t	9/7/14
2. Dick Christy	47	9/9/62

### LONGEST PASSING PLAY

Player	Yds	Date
1. R. Todd to W. Walker	87t	10/23/77
2. M. Sanchez to L. Tomlinson	74	9/25/11

## THE LAST TIME

### 100-YARD RUSHER

By Jets:	102 (10 att. 1 TD), Chris Ivory, 9/7/14
By OAK:	123 (19 att. 1 TD), Marcel Reece, 12/8/13

### 300-YARD PASSER

By Jets:	338 (24-48, 0 TD, 2 INT), Ken O'Brien, 10/9/89
By OAK:	342 (31-42, 1 TD, 0 INT), Rich Gannon, 12/2/02

### 3-OR-MORE TD PASSES

By Jets:	3 (9-18, 161, 1 INT), Richard Todd, 10/21/79
By OAK:	3 (26-38, 374, 0 INT), Jeff George, 9/21/97

### 100-YARD RECEIVING GAME

By Jets:	146 (6 rec. 1 TD), Santana Moss, 11/9/03
By OAK:	130 (7 rec. 1 TD), Rod Streeter, 12/8/13

### KICKOFF RETURN FOR TOUCHDOWN

By Jets:	101 yards, Leon Burton, 10/28/60
By OAK:	Never
*AFC Playoffs	





## TODD BOWLES

HEAD COACH  
SECOND SEASON w/ JETS

- Head Coach Todd Bowles begins his first season as the head coach of the New York Jets, returning to the franchise he began his NFL coaching career with in 2000.
- Bowles recorded his second win of the 2015 season, becoming only the fourth first-year head coach in franchise history to start off the season 2-0 or better. Pete Carroll started the Jets off to a 2-0 start in 1994, while Al Groh started the 2000 season 4-0. In 2009, Rex Ryan was the last first-year Jets head coach to start the season off to a 3-0 start.
- Bowles became the first Jets head coach to win his season opener at home in his first year at the helm since 1960, when Sammy Baugh won the first game in the franchise's history as the Titans of New York defeated BUF, 27-3 (09/11/60).
- Last season, Bowles became the inaugural recipient of the Assistant Coach of the Year Award from The Associated Press and the PFWA after his second season as ARZ defensive coordinator.
- During his first season as the defensive coordinator for ARZ (2013), Bowles' defense finished with the league's number one rushing defense for the first time in franchise history, improving from 28th in the league in 2012.
- During Bowles' second season with ARZ, the defense was able to sustain elite status despite key player losses to injury, tying for third-best in the NFL in interceptions returned for touchdowns (three), fifth-best in fewest touchdowns allowed (32), turnover margin (+8) and points allowed per game (18.7).
- From 2005-07, he served as the secondary coach for DAL. In that time, we worked with five other future NFL head coaches, including Jason Garrett (DAL), Todd Haley (KC), Sean Payton (NO), Tony Sparano (MIA) and Mike Zimmer (MIN).



## BOBBY APRIL

SPECIAL TEAMS COORDINATOR  
FIRST SEASON w/ JETS

- Bobby April enters his first season as a special teams coordinator for the Jets, his 24th season in the NFL and 21st as a special teams coordinator.
- April returns to the AFC East after coaching six seasons with BUF where he was twice recognized as Special Teams Coach of the Year (2004, '08)
- During his two seasons with PHI (2010-12), April's special-teams corps ranked third in the league in punt coverage (2012), seventh in net punting average, ninth in kickoff coverage and 12th in punt-return average. Under his guidance, former Eagles K Alex Henry set a team and NFL rookie mark, going 24-for-27.



## CHAN GAILEY

OFFENSIVE COORDINATOR  
FIRST SEASON w/ JETS


- Named the offensive coordinator on January 20, 2015, Chan Gailey has coached 18 years in the NFL with a background that includes four Super Bowl appearances, 18 years as a college coach and two years in the World League (WLAF).
- Gailey makes his return to the AFC East after previously serving as head coach of BUF (2012), whose offense ranked sixth in the NFL in rushing (138.6 ypg) and fourth in yards per attempt (5.02).
- Has coached two running backs to 1,000+ rushing yards and improved the rushing yards for three NFL franchises as a head coach and offensive coordinator (1998, 2000, 2012).



## KACY RODGERS

DEFENSIVE COORDINATOR  
FIRST SEASON w/ JETS

- Prior to re-joining Coach Bowles, Kacy Rodgers served as the defensive line coach for MIA, overseeing three consecutive seasons of their defensive line, accounting for 70% of the team's total sacks. The MIA defense ranked in the top 10 in total sacks (287), rushing average (4.02 yards per carry) and rushing touchdowns allowed (80).
- DT Paul Soliai (2012), DT Randy Starks (2010, '12) and DE Cameron Wake all made their first Pro Bowl Appearances under the tutelage of Rodgers, with Wake and DE Olivier Vernon posting the third highest total in sacks from a pair of defensive lineman (38.0).



## MIKE CALDWELL

ASST. HEAD COACH / INSIDE LBs  
FIRST SEASON w/ JETS

- Mike Caldwell joins Head Coach Todd Bowles' staff as the assistant head coach and linebacker coach after spending two seasons leading an impressive defensive unit in ARZ.
- During his first season as the linebackers coach for PHI, Caldwell developed and integrated young players into key role players, including Jamar Chaney, DeMeco Ryans, and rookies Brian Rolle and Casey Matthews. Chaney led the team in tackles during the 2011 season (104) with Ryans leading the team in 2012 (113), including 15 tackles for loss.
- With ARZ, Caldwell's linebacker corps contributed to a fifth-ranked defense, despite the loss of ILB Karlos Dansby to free agency and Daryl Washington to injury.



## JOE DANNA

DEFENSIVE BACKS  
FIRST SEASON w/ JETS


- Joe Danna spent five seasons with the Atlanta Falcons before joining the Jets in 2015, the last three as defensive backs coach.
- During the 2014 season, Danna worked with two second-year starting cornerbacks, Desmond Trufant and Robert Alford, as well as young safety Dezmen Southward. Trufant started in all 16 games and Alford started in all 10 games he played, with both picking off three passes, while Southward played in all 16 games, posting one sack and an interception.
- Before his time in Atlanta, Danna spent two seasons with the Miami Dolphins (2010-11), coaching a secondary that held opposing quarterbacks to the eighth-lowest completion percentage during that span.



## ROBBY BROWN

QUALITY CONTROL - OFFENSE  
FIRST SEASON w/ JETS


- Robby Brown made his NFL coaching debut with the Jets, previously serving as a coach at the collegiate level for 10 seasons at South Alabama, Northwestern State, Valdosta State, Henderson State, Southwest Baptist and Troy.
- While Brown served as the offensive coordinator for Valdosta State in 2012, the team averaged 469 yards, scoring 40 points-per-game and clinching the NCAA Division II National Championship.



## KARL DORRELL

WIDE RECEIVERS  
FIRST SEASON w/ JETS

- Karl Dorrell returns to the AFC East in 2015 as the Jets wide receivers coach after accumulating 25 years of coaching experience at the collegiate and professional level. Dorrell has spent 15 years at the collegiate level and 10 years in the NFL.
- In his last coaching stint with the NFL, Dorrell served as quarterbacks coach, helping tutor QB Matt Schaub to his second-career Pro Bowl. Dorrell is also reunited with WR **Brandon Marshall**, who he coached in Miami (2008-10).
- As a former head coach at UCLA, Dorrell guided the Bruins to five bowl games and an overall record of 35-27. He was named Pac-10 Conference Co-Coach of the year in 2005.



## MARK COLLINS

OUTSIDE LINEBACKERS  
FIRST SEASON w/ JETS

- For five seasons, Mark Collins served as the outside linebackers coach and defensive assistant for the Atlanta Falcons. In those seasons, Collins oversaw a defensive line whose run defense recorded a tackle for loss every 10.2 rushing attempts. The Falcons defense also produced the seventh most takeaways in the league (140) under Collins' guidance.
- Before he began his coaching career in the NFL, Collins spent 11 seasons at the collegiate level coaching for his alma mater East Tennessee State, Elon, Louisiana-Monroe, Georgia Southern, Georgia and two seasons with Michigan that led to back-to-back appearances in the Rose Bowl.



## STEVE HAGEN

ASSISTANT SPECIAL TEAMS  
THIRD SEASON w/ JETS

- Steve Hagen returns for his third season with the Jets in 2015 and his first as the assistant special teams coach. Hagen has coached for 30 years with 20 years of his experience in collegiate football.
- Last season, Hagen led a TE group that included rookie second-round pick Jace Amaro, who led all rookie tight ends in receptions (38), receiving yards (345) and tied for the lead in receiving touchdowns (two).





## RON HELLER

ASSISTANT OFFENSIVE LINE  
THIRD SEASON w/ JETS

- Ron Heller enters his third season with the Jets in 2015, finishing last season with an offensive line that blocked for a rushing offense that produced 142.5 yards per game – the third best average in the league.
- During the 2013 season, the Jets finished with the sixth-ranked rushing offense in the league (134.9 yards per game); the rushing offense included two new starters, a first since the 2008 campaign.
- After 12 seasons as an NFL offensive tackle (1984-95), Heller worked as both an assistant offensive line coach and offensive line coach for clubs in the NFL (2004, 06-07), CFL (2009) and the UFL (2012).



## JIMMIE JOHNSON

TIGHT ENDS  
FIRST SEASON w/ JETS

- After a year hiatus, Jimmie Johnson returns to the NFL as the tight ends coach for the Jets in 2015. Prior to joining the Jets, Johnson was the tight ends coach for the Minnesota Vikings for eight seasons.
- Under Johnson, Visanthe Shiancoe posted 208 catches for 2,424 yards and 24 touchdowns in five seasons, despite amassing just 35 catches for 253 yards and three touchdowns in the four seasons prior to joining MIN. In his final two seasons with Johnson, Kyle Rudolph, a former second-round selection, posted 12 touchdowns. Although he missed eight games in those two seasons, Rudolph's 12 touchdowns tied for the fifth-most among tight ends in the NFL.
- In their time under Johnson, MIN tight ends excelled in the red zone, producing 36 touchdowns on just 75 targets, or almost half a touchdown per target, the best in the league.
- After a 10-year playing career, Johnson began his coaching career at the collegiate level with South Carolina State (2001), Shaw (2002-03) and Texas Southern (2004-05).



## PEPPER JOHNSON

DEFENSIVE LINE  
FIRST SEASON w/ JETS

- Pepper Johnson enters his first season as Jets defensive line coach, returning to the club he finished his playing career with in 1997-98.
- Under his direction, nine different defensive linemen registered at least 5.0 sacks, including a pair of 10.0-sack efforts (Mark Anderson and Andre Carter) in 2011 and a trio in 2014 (Marcell Dareus, Jerry Hughes and Mario Williams).
- Johnson has been to seven Super Bowls as a player or coach, winning five, including winning titles as a player with NYG in 1986 and 1990.



## STEVE MARSHALL

OFFENSIVE LINE  
FIRST SEASON w/ JETS

- Steve Marshall enters his 35th season coaching football with 27 years coaching at the collegiate level.
- Directed CLV and GB offensive lines that ranked top 10 in the league in sacks allowed each season, helping Derek Anderson (Browns, 2007) and Aaron Rodgers (Packers, 2014) earn Pro Bowl appearances.
- While coaching at the collegiate level, Marshall has tutored 19 future NFL players, including David Bakhtiari, Mitchell Schwartz and five-time Pro Bowler Andre Gurode.



## DAYLON McCUTCHEON

ASSISTANT DEFENSIVE BACKS  
FIRST SEASON w/ JETS

- Daylon McCutcheon enters his first season as assistant defensive backs coach for 2015. McCutcheon had previously worked with the Jets as a training camp intern in 2013 with the defense.
- Prior to returning to the Jets, McCutcheon served as a training camp intern with ARZ (2014), working with Todd Bowles, Mike Caldwell, Ryan Slowik and the ARZ defense.
- Following his eight-year playing career, he returned to his high school alma mater to serve as the defensive coordinator and defensive backs coach (2008-14).



## KEVIN PATULLO


QUARTERBACKS  
FIRST SEASON w/ JETS

- Reunites with offensive coordinator Chan Gailey for his first season with the Jets as the quarterbacks coach.
- Prior to joining the Jets, Patullo served as the assistant wide receivers coach for TEN (2014), helping WR Nate Washington rank seventh-best in the league in yards per catch (16.2). Patullo also coached WR Kendall Wright to a career best in yards per catch (12.5) and touchdowns scored (six) despite missing two games.
- Before joining the Titans, Patullo served as the offensive quality control and assistant wide receivers coach for BUF (2010-12) with Gailey as head coach. Patullo coached WR Stevie Johnson's three best seasons of his career as Johnson topped 75 receptions, 1,000 yards and six touchdowns in each season.



**JOHN  
SCOTT, JR.**

QUALITY CONTROL - DEFENSE  
FIRST SEASON w/ JETS



**RYAN  
SLOWIK**

ASSISTANT DEFENSIVE LINE  
FIRST SEASON w/ JETS

- After serving 12 seasons at the collegiate level, Scott begins his first year in the NFL with the Jets as the quality control – defense coach for 2015.
- Prior to joining the Jets, Scott coached the defensive line and outside linebackers for seven collegiate teams, which include Buffalo (2015), Texas Tech (2013-14) and Georgia Southern (2010-12).
- His playing career included two seasons with the AFL's Greensboro Prowlers as a defensive end (2000-01), earning recognition as the Defensive Player of the Year (2000).
- Ryan Slowik begins his first season as an assistant defensive line coach for the Jets in 2015 after spending seven seasons with ARZ.
- Prior to joining the Jets, Slowik assisted an ARZ defense that forced 88 takeaways and allowed opponents to convert on just 35.3% of their third-down attempts. He coached various parts of the ARZ defensive unit, including defensive assistant/defensive back (2013-14), outside linebackers (2012) and quality control – defense (2009-11).
- Before working with ARZ, Slowik served in an array of roles for four seasons with DEN, including the assistant defensive backs coach (2008), assistant special teams coach (2007) and defensive assistant (2005-06).



**MARCEL  
SHIPP**

RUNNING BACKS  
FIRST SEASON w/ JETS

- Marcel Shipp returns to the NFL as the running backs coach for the Jets. Prior to joining the Jets, Shipp served as the running backs coach for his alma mater, the University of Massachusetts (2014).
- Shipp began his professional coaching career with the UFL's Las Vegas Locomotives as an assistant coach (2012) following his playing career with the club as a running back (2009-11). After his stint with the Locomotives, Shipp spent training camp with ARZ as a coaching intern (2013).
- During Shipp's playing career, he spent seven seasons with ARZ at running back (2001-07) with 605 carries for 2,197 yards, 14 total touchdowns and 113 receptions for 937 yards.



## NFL CONNECTIONS

Jets DE **Stephen Bowen** (2011-14) was teammates with Raiders LB **Lorenzo Alexander** (2006-12), CB **David Amerson** (2013-15) and RB **Roy Helu Jr.** (2011-14) in WAS.

Jets LG **James Carpenter** (2011-14), TE **Kellen Davis** (2013) and RT **Breno Giacomini** (2010-13) were teammates with Raiders LB **Benson Mayowa** (2013) and LB **Malcolm Smith** (2011-14) in SEA. All of which were part of the 2013 SEA Super Bowl XLVIII Championship team.

Jets CB **Antonio Cromartie** and Raiders LB **Lorenzo Alexander** and DT **Dan Williams** were teammates in ARZ during the 2014 season.

Jets WR **Brandon Marshall**, TE **Kellen Davis** and P **Ryan Quigley** were teammates with Raiders T **J'Marcus Webb** during the 2012 season in CHI.

Jets QB **Ryan Fitzpatrick** (2009-12) was teammates with Raiders TE **Lee Smith** (2011-14) in BUF for the 2011-12 seasons.

Jets RT **Breno Giacomini** (2008-09) was teammates with Raiders S **Charles Woodson** (2006-12) in GB. Jets LB **Jamari Lattimore** (2011-14) was also teammates with Woodson and Raiders DT **C.J. Wilson** (2010-13) in GB.

Jets LB **Erin Henderson** was teammates with Raiders T **J'Marcus Webb** in MIN during the 2013 season.

In 2012, Jets RB **Chris Ivory** and Raiders LB **Curtis Lofton** were teammates in NO.

Jets WR **Chris Owusu** (2012-14) and CB **Darrelle Revis** (2013) were teammates with Raiders T **Donald Penn** (2006-13) at TB.

Jets RB **Zac Stacy** and Raiders LB **Ray-Ray Armstrong** were teammates in SL during the 2013-14 seasons.

Jets CB **Darrin Walls** was teammates with Raiders LB **Curtis Lofton** in ATL for the 2011 seasons.

## AREA CONNECTIONS

Raiders Offensive Line Coach **Mike Tice** grew up in Bayshore, NY, which is about 60 miles from MetLife Stadium.

Raiders Wide Receivers Coach **Rob Moore** is a native of Hempstead, NY, where the Jets year round practice facility was stationed for 34 years and training camp was held for 40 years.

Raiders Running Backs Coach **Bernie Parmalee** hails from Jersey City, NJ, which is about eight miles from MetLife Stadium.

Raiders RB **Latavius Murray** grew up in Nedrow, NY.

WR **Rod Streater** is a native of Burlington, NJ, which is about an hour away from the Atlantic Health Jets Training Center.

## FORMER JETS

Raiders WR **Walter Powell** (2014) was claimed off waivers by the New York Jets in 2014. During his rookie season, Powell returned 8 kickoffs for 233 yards and 12 punts for 48 yards. Powell also spent the 2015 preseason with the Jets.

Raiders G **Austin Howard** played for the Jets from 2011-13.

Raiders Special Teams Coordinator **Brad Seely** served as the Jets special teams coach in 1994.

Raiders Wide Receivers Coach **Rob Moore** was selected by the Jets in the 1990 Supplemental Draft. He went on to play for the Jets from 1990-94.

Raiders Running Backs Coach **Bernie Parmalee** played running back for the Jets during the 1999 and 2000 seasons.

## FORMER RAIDERS

Jets Special Teams Coordinator **Bobby April** served as the Raiders special teams coordinator during the 2013-14 seasons.

## COACHING CONNECTIONS

Jets Special Teams Coordinator **Bobby April** served as the NO special teams coordinator (1996-99), while Raiders Head Coach **Jack Del Rio** served as the assistant strength coach (1997) and the linebackers coach (1998).

Jets Assistant Offensive Line Coach **Ron Heller** served as the JAX assistant offensive line coach (2010-11), while Raiders Head Coach **Jack Del Rio** served as the head coach (2003-11) and Senior Offensive Assistant **Jake Peetz** served as a scout (2010-11).

Jets Defensive Line Coach **Pepper Johnson** served as the BUF defensive line coach (2014), while Raiders Quarterbacks Coach **Todd Downing** served as the quarterbacks coach and Wide Receivers Coach **Rob Moore** served as the wide receivers coach.

Jets Assistant Defensive Line Coach **Ryan Slowik** served as the GB personnel intern in 2003, while Raiders Defensive Line Coach **Jethro Franklin** served as the defensive line coach (2000-04).

Jets Offensive Coordinator **Chan Gailey** served as the BUF Head Coach (2010-12), while Raiders Tight Ends Coach **Bobby Johnson** served as the assistant offensive line coach (2010-11).

Jets Assistant Head Coach/Linebackers Coach **Mike Caldwell** played linebacker for PHI (1998-2001) and Tight Ends Coach **Jimmie Johnson** played tight end (1995-98), while Raiders Offensive Coordinator **Bill Musgrave** served as the offensive assistant/offensive coordinator (1998).

In 2010, Jets Outside Linebackers Coach **Mark Collins** served as the ATL defensive assistant, while Raiders Offensive Coordinator **Bill Musgrave** served as the quarterbacks coach.

Jets Tight Ends Coach **Jimmie Johnson** served as the MIN tight ends coach (2006-13), while Raiders Offensive Coordinator **Bill Musgrave** served as the offensive coordinator (2011-13).

Jets Defensive Line Coach **Pepper Johnson** served as the NE assistant linebackers coach (2000), inside linebackers coach (2001-03) and as the defensive line coach (2004-11), while Raiders Special Teams Coordinator **Brad Seely** served as the special teams coach (1999-2008).

Jets Assistant Special Teams Coach **Steve Hagen** served as the CLV tight ends coach (2009-12), while Raiders Special Teams Coordinator **Brad Seely** served as the assistant head coach and special teams coordinator (2009-10) and Raiders Assistant Special Teams Coach **Tracy Smith** served as the special teams assistant (2009-10).

## COLLEGE CONNECTIONS

Jets DE **Muhammad Wilkerson** (2008-10) was teammates with Raiders WR **Rod Streater** (2010-11) at Temple. In 2010, **Wilkerson** ranked second in the MAC with 10 sacks, while **Streater** ranked fifth in receiving yards per reception with 16.0.

Jets LB **Trevor Reilly** and Raiders CB **Keith McGill** were teammates at Utah during the 2011 and 2013 seasons.



**72**

**STEPHEN BOWEN**  
DEFENSIVE END  
6-5 • 300 • Hofstra  
First Season w/ Jets

## PRO CAREER

- Veteran defensive lineman who has appeared in 113 games (56 starts) and posted career totals of 229 tackles, 13.0 sacks, nine passes defended, one forced fumble and one fumble recovery.
- Received the Ed Block Courage Award with WAS in 2011.

	GP	GS	Tkls	Sk	INTs	PD	FFs	FRs
<b>2015</b>	5	0	5	0.0	0	0	0	0
<b>Career</b>	118	56	234	13.0	0	9	1	1



**98**

**QUINTON COPLES**  
LINEBACKER  
6-6 • 290 • North Carolina  
Fourth Season w/ Jets

## PRO CAREER

- Has registered 105 quarterback hurries and 16.5 sacks while earning playing time at defensive end, defensive tackle and outside linebacker in 46 career games.
- In 2014, set a single-season career best in sacks (6.5), which was second on the team, and starts (15).
- Appeared in all 16 games of his rookie season and registered 26 tackles, 5.5 sacks, two passes defended and one forced fumble. His 5.5 sacks were the most by a Jets rookie since former first-round DE Shaun Ellis registered 8.5 in 2000.

## SEASON HIGHLIGHTS

- (9/13 vs. CLV)**...Registered the first fumble recovery of his career after fellow LB **Trevor Reilly** sacked QB Johnny Manziel and forced the fumble.

	GP	GS	Tkls	Sk	INTs	PD	FFs	FRs
<b>2015</b>	6	2	11	0.0	0	0	0	1
<b>Career</b>	52	32	115	16.5	0	5	2	1



**31**

**ANTONIO CROMARTIE**  
CORNERBACK  
6-2 • 210 • Florida State  
Fifth Season w/ Jets

## PRO CAREER

- Four-time Pro Bowl selection, including each of the last three seasons, one of just two cornerbacks in the league to be selected for the Pro Bowl each of the last three years.
- Has appeared in 127 of a possible 128 career regular season games, missing only the 2010 season finale when he was rested for the postseason.
- Has 31 career regular season interceptions, tied for the fifth most among active players.
- Scored five touchdowns during his career: three on interception returns of 70 yards (vs. HST 10/28/07), 52 yards (vs. Jets 09/22/08) and 40 yards (vs. BUF 09/09/12), one on an errant punt snap in the end zone (vs. HST 10/28/07), and another on a missed field goal that he returned for 109 yards (at MIN 11/04/07)...The 109-yard return is tied for the longest play in NFL history.
- In the 2008 Pro Bowl (2007 season), he tied a record with two interceptions...The first interception was on a DAL QB Tony Romo pass and the second came on a TB QB Jeff Garcia pass.
- Tied for sixth among active players with 30 career interceptions and ranked sixth with 545 career interception return yards.

## SEASON HIGHLIGHTS

- (9/13 vs. CLV)**...Recorded his first fumble recovery of the season, recovering a QB Josh McCown fumble in the end-zone...Departed the game in the first half with a knee injury.

	GP	GS	Tkls	Sk	INTs	PD	FFs	FRs
<b>2015</b>	6	6	13	0.0	0	6	0	1
<b>Career</b>	149	124	369	0.0	31	115	2	3





## PRO CAREER

- In 2014, set new career highs in sacks (3.5), passes defended (six), fumble recoveries (two) and tackles (125), his second-consecutive season with 100+ tackles.
- Recognized by his teammates as the club's most inspirational player for the 2013 season when they voted him the Dennis Byrd Award winner.
- Started every game in his second NFL season and finished second on the team in tackles when he registered a career-best 120.

## SEASON HIGHLIGHTS

- **(NFL International Series: 10/4 at MIA)**...Recorded three passes defended, four tackles and two quarterback hurries.
- **(9/27 vs. PHI)**...Set a career best in single-game tackles when he registered 13 total tackles, including two for a loss...Recorded his first fumble recovery of the season after recovering a RB Ryan Mathews fumble, which was forced by fellow LB David Harris.

	GP	GS	Tkls	Sk	INTs	PD	FFs	FRs
<b>2015</b>	6	6	51	0.0	0	4	0	1
<b>Career</b>	54	41	329	4.5	1	11	0	4



## PRO CAREER

- Registered a career-high 2.5 sacks in 2014 as part of the fifth-ranked run defense and sixth-ranked overall defense in the NFL.
- Joined the Jets after a mini-camp tryout in 2013, earning a roster spot with the Jets prior to training camp and appearing in all 16 games for the second time in his career as a key reserve for a defensive line that ranked third in the league against the run.

	GP	GS	Tkls	Sk	INTs	PD	FFs	FRs
<b>2015</b>	6	0	13	0.0	0	0	0	0
<b>Career</b>	81	7	177	5.0	0	1	0	1




## PRO CAREER

- Veteran safety who joined the Jets this offseason after signing as an unrestricted free agent...Has made 40 career starts, including the last 32 regular season contests.
- Of his five career interceptions, two have come on the opponents' final possession, including one with 1:03 remaining in the fourth quarter that preserved a 27-24 victory vs. SL (11/23/14).
- Spent the majority of his first two seasons as the SD nickel corner before assuming a starting safety role the last two seasons.

## SEASON HIGHLIGHTS

- **(10/25 at NE)**...Led the team in tackles and set a new single-season career high of 11 tackles (nine solo), topping his previous season career high of eight.
- **(10/18 vs. WAS)**...Matched his single-season career high for interceptions when he tracked down a QB Kirk Cousins pass intended for WR Jamison Crowder...Finished the game with three tackles (two solo) and a pass defended.
- **(NFL International Series: 10/4 at MIA)**...Led the team in tackles, registering five tackles (four solo) and two passes defended.
- **(9/21 at IND)**...Intercepted QB Andrew Luck, his first pick as a Jet, on a pass intended for WR Andre Johnson to halt an IND drive with 4:35 remaining in the fourth quarter...Finished the game with four tackles and one pass defended.
- **(9/13 vs. CLV)**...Started in his debut with Jets, logging seven tackles (four solo).

	GP	GS	Tkls	Sk	INTs	PD	FFs	FRs
<b>2015</b>	6	6	38	0	2	4	0	0
<b>Career</b>	68	46	273	3.0	7	20	3	1



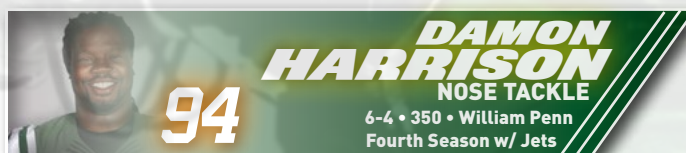
## PRO CAREER

- Voted by teammates as the Curtis Martin Team Most Valuable Player in 2010 and Dennis Byrd Award recipient, as the club's most inspirational player in 2012.
- In 2014, started all 16 games for the sixth consecutive season, led the team and set a new single-season career high with 150 tackles and tied a career high with 5.5 sacks...Became the fourth player in franchise history to tally 1,000 tackles in a career, after recording a half-sack in the first quarter of Week 16 vs. NE.
- Has led the club in tackles in seven of his eight seasons, failing to post more than 100 tackles in only the 2008 campaign due to missing five games...Currently sits fourth on the franchise's tackle list (1,019) after he finished the 2014 season with a career-high 150 stops.
- He now has 32 sacks in his career, the most by a player in the NFL who has exclusively played inside linebacker since 2007.
- Posted one of his most complete seasons statistically in 2011 as he tied for first on the team with a career-best four interceptions, ranked second with five sacks, established a career high with five passes defended and scored the first touchdown of his career on an interception return vs. BLT (10/02/11).
- In 2009, earned second-team All-Pro honors and was selected to the midseason All-Pro teams by *Sports Illustrated*/Peter King and ESPN/Len Pasquarelli...Named Jets 2009 Ed Block Courage Award winner...Led the NFL's best defense with 142 tackles, 5.5 sacks, two interceptions, three passes defended and two forced fumbles.
- Led the team with 117 tackles as a rookie in 2007, the first Jets rookie since LB Stan Blinka in 1979 to finish as the club's leader...Named to the *Pro Football Weekly* All-Rookie Team in 2007 along with 2007 first-round selection Darrelle Revis, marking the second-consecutive season that the Jets first two draft choices were recognized.
- Named NFL Defensive Rookie of the Month for Nov. 2007, after accumulating 36 tackles and one sack, including a career-high 20-tackle performance in an overtime loss to WAS (11/04/07).

## SEASON HIGHLIGHTS

- **(10/18 vs. WAS)**...Posted his first double digit tackle performance of the 2015 season, recording 15 tackles, with two for a loss.
- **(NFL International Series: 10/4 at MIA)**...Recorded his second sack of the season when he took down QB Ryan Tannehill.
- **(9/27 vs. PHI)**...Recorded eight tackles, his most of the season...Matched his single-season high with his second forced fumble of the season, when he caused a fumble by RB Ryan Mathews, which was recovered by fellow LB **Demario Davis**.
- **(9/21 at IND)**...Recorded his first forced fumble of the season, stripping a scrambling QB Andrew Luck...The takeaway halted an IND drive before the end of the second quarter, preserving the first half shutout.
- **(9/13 vs. CLV)**...After recording five tackles, moved into third place on the Jets all-time tackles list with 1,024...Increased his career sack total to 31.0, sacking QB Johnny Manziel for a seven-yard loss.

	GP	GS	Tkls	Sk	INTs	PD	FFs	FRs
<b>2015</b>	6	6	49	2.0	0	2	2	0
<b>Career</b>	129	122	1,068	32.0	6	22	11	4



## PRO CAREER

- Since he entered the starting lineup prior to the 2013 season, the Jets run defense has allowed just 90.7 yards per game (second lowest total in the league) and just 3.56 yards per carry (the lowest in the league).

## SEASON HIGHLIGHTS

- **(10/18 vs. WAS)**...Helped lead a defensive effort that held WAS to 34 yards on 17 carries (2.0 avg.)...Finished with eight total tackles (six solo), including a game-high two for a loss for the Jets...His six tackles for loss lead the team through five games.
- **(9/13 vs. CLV)**...Led the defensive line with five total tackles (four solo), including two tackles for loss.

	GP	GS	Tkls	Sk	INTs	PD	FFs	FRs
<b>2015</b>	6	6	31	0.0	0	0	0	0
<b>Career</b>	43	38	181	1.0	0	2	0	0





## PRO CAREER

- Returns to the NFL after missing the the 2014 season.
- In three seasons as a starter for MIN (2011-13), posted 357 tackles, 8.5 sacks, two interceptions and four forced fumbles...Set career-highs with 157 tackles, 4.0 sacks and two interceptions in last NFL season (2013).

	GP	GS	Tkls	Sk	INTs	PD	FFs	FRs
2015	6	0	1	0.0	0	0	0	0
Career	70	34	363	8.5	2	8	4	1




## PRO CAREER

- Selected by the Jets in the third round (82nd overall) of the 2015 NFL Draft.

## SEASON HIGHLIGHTS

- (9/13 vs. CLV)...In his NFL debut, recorded his first forced fumble as QB Johnny Manziel was sacked by DE **Muhammad Wilkerson** during the same play.

	GP	GS	Tkls	Sk	INTs	PD	FFs	FRs
2015	5	0	1	0.0	0	0	1	0
Career	5	0	1	0.0	0	0	1	0



## PRO CAREER


- Has led the team in sacks (43.0) and forced fumbles (14) since joining the Jets as an unrestricted free agent in 2008... Finished in the top three on the team in sacks in five of his seven seasons as a Jet.
- Voted by his teammates as the 2014 Dennis Byrd Most Inspirational Player.
- Set a career high with 10 sacks in his 11th season (2013)... Pace and DL **Muhammad Wilkerson** became the first Jets duo to record double-digit sacks in the same season since Joe Klecko (20.5) and Mark Gastineau (20) accomplished the feat in 1981...It also marked only the third time since 1971 that two Jets logged double-digit sacks in the same season... With the sack becoming an NFL statistic in 1982, **Pace** and **Wilkerson** officially stand as the only duo in team history to record double-digit sacks in the same season.

- In 2008, set career single-season highs for forced fumbles (five) and fumble recoveries (four) which exceeded his career totals entering the season.
- Started all 16 games in 2007 for the first time since his rookie season (2007) and established a career high with 106 tackles.

## SEASON HIGHLIGHTS

- (10/25 at NE)...Recorded the 58th sack of his career and his first of the 2015 season when he took down QB Tom Brady in the second quarter for a loss of eight yards on third down... The last time he recorded a sack was against NE in 2014 when he and DE **Sheldon Richardson** took down Brady for a loss of 10 yards (12/21/14).

	GP	GS	Tkls	Sk	INTs	PD	FFs	FRs
2015	6	5	11	1.0	0	2	0	0
Career	177	146	649	58.0	3	30	19	10



## PRO CAREER

- Selected in the first round (18th overall) in the 2014 NFL Draft.
- The Jets first-round draft pick has started in 11 games, recording 67 tackles, two passes defended and a half-sack.

## SEASON HIGHLIGHTS

- (9/21 at IND)...Collected five tackles (three solo), one pass defended and his first career interception off of QB Andrew Luck, returning it 29 yards to set up a scoring drive in the first quarter.
- (9/13 vs. CLV)...Recorded nine tackles (eight solo), two passes defended and a forced fumble at the goal line on QB Josh McCown.

	GP	GS	Tkls	Sk	INTs	PD	FFs	FRs
2015	6	6	37	0	1	1	1	0
Career	22	17	104	0.5	1	3	1	0



**4**

**RYAN QUIGLEY**  
PUNTER  
6-3 • 188 • Boston College  
Third Season w/ Jets

## PRO CAREER

- Established a team mark in net punting average for the second-consecutive season, besting the 38.9 average he set in 2013 with a 39.9 average last season.
- Re-joined the Jets after Week Two of the 2013 season and punted in 14 games after competing for the team's punting job in training camp.

## SEASON HIGHLIGHTS

- (9/27 vs. PHI)**...Tied career high in punts (eight) and recorded his longest punt of the season (54)...His 371 punt yards were the third-most of his career.

	GP	Punt	Yds	Avg	TB	In20	Lg	Net
<b>2015</b>	5	23	933	40.6	1	9	54	32.5
<b>Career</b>	35	173	7,791	45.0	13	53	69	39.2



**57**

**TREVOR REILLY**  
LINEBACKER  
6-5 • 245 • Utah  
Second Season w/ Jets

## PRO CAREER

- Team's seventh-round choice in 2014, he appeared in 14 of 16 games, posting 12 tackles on defense and 12 on special teams.

## SEASON HIGHLIGHTS

- (9/13 vs. CLV)**...Recorded the first sack and forced fumble of his career, bringing down QB Johnny Manziel for a seven-yard loss.

	GP	GS	Tkls	Sk	INTs	PD	FFs	FRs
<b>2015</b>	5	0	2	1.0	0	0	1	0
<b>Career</b>	19	0	14	1.0	0	0	1	0



**24**

**DARRELLE REVIS**  
CORNERBACK  
5-11 • 198 • Pittsburgh  
Seventh Season w/ Jets

## PRO CAREER

- Won the Super Bowl XLIX, contributing an interception and a sack in the postseason.
- Named to Pro Bowl in six of the last seven seasons (2008-11, 13-14)...Honored as a first-team All-Pro by the *Associated Press* four times (2009-11, 14).
- Was named AFC Defensive player of the year in 2009 and *The Sporting News* Comeback Player of the Year in 2013.
- Named to the *Pro Football Weekly* All-Rookie Team in 2007 along with LB **David Harris**, marking the second consecutive season that the Jets first two draft selections were all-rook-

ie choices. T **D'Brickshaw Ferguson** and C **Nick Mangold** earned similar recognition in 2006.

- Has three interceptions in his postseason career and 23 career interceptions in the regular season, returning three for touchdowns.
- Of his 23 regular season interceptions, 10 have come in the fourth quarter and five within two minutes or less remaining and the game within seven points. Four of these interceptions have either sealed a win or led to a game-winning score.
- His 31 passes defended in 2009 are the most in a single season in NFL history.
- Tied a Jets record when he returned an interception 100 yards for a touchdown vs. MIA (10/17/11).
- In his last four seasons with the Jets (2008-2011), he led a secondary ranked first in the league in net passing yards per game (186.3), opposing completion percentage (52.6%) and allowed the second fewest touchdown passes (67).

## SEASON HIGHLIGHTS

- (10/18 vs. WAS)** Registered his third interception of the season, intercepting a pass from QB Kirk Cousins intended for WR Ryan Grant and returning it six yards to set up a scoring drive for the Jets...Finished the game with three tackles (two solo).
- (NFL International Series: 10/4 at MIA)**...Intercepted a pass from QB Ryan Tannehill intended for WR Jarvis Landry in the end zone with 5:04 remaining in the fourth quarter on the seventh play MIA ran inside the Jets red zone.
- (9/21 at IND)**...Named AFC Defensive Player of the Week after he intercepted a pass from QB Andrew Luck intended for WR Phillip Dorsett, his first interception as a Jet since he picked off current teammate **Ryan Fitzpatrick** in the 2012 season opener vs. BUF (09/09/12)...Recovered two fumbles, his second and third fumble recoveries on the season to establish a new single-season career best...Finished the game with four tackles (three solo) and one pass defended.
- (9/13 vs. CLV)**...In his return to the Jets, recorded two tackles, one pass defended and recovered a fumble, returning it for 17 yards to set up the final score in the 31-10 win.

	GP	GS	Tkls	Sk	INTs	PD	FFs	FRs
<b>2015</b>	6	6	13	0.0	3	3	0	3
<b>Career</b>	117	117	437	2.0	26	130	6	10





## PRO CAREER

- Was voted the 2014 Curtis Martin Team MVP Award winner by his teammates after leading the team with 8.0 sacks, adding 84 tackles and making his first Pro Bowl trip.
- Named Defensive Rookie of the Year after starting 15-of-16 games in 2013, amassing 101 tackles, 3.5 sacks, one forced fumble, one pass defended and two rushing touchdowns.
- Tied with DL William "The Refrigerator" Perry for the most rushing touchdowns in a season and career by a defensive lineman with two...Also, became the first defensive player in team history to score two offensive touchdowns in the same season.
- Recognized as Defensive Rookie of the Month for November 2013, after totaling 23 tackles, including four for a loss, a half-sack and seven quarterback hurries in three contests.

## SEASON HIGHLIGHTS

- **(10/25 at NE)**...Finished with a sack of Patriots QB Tom Brady and three total tackles that included a forced fumble...His sack was his first full sack of the season and ended the Patriots drive and resulted in the final play of the first half.
- **(10/18 vs. WAS)**...In his first action since returning from his four-game suspension, recorded three total tackles, two quarterback hits and included a half of a sack on WAS QB Kirk Cousins that was shared with DL **Muhammad Wilkerson** for a loss of five yards.

	GP	GS	Tkls	Sk	INTs	PD	FFs	FRs
<b>2015</b>	2	2	6	1.5	0	0	1	0
<b>Career</b>	34	33	191	13.0	0	3	4	1



## PRO CAREER

- Started all 16 games in 2014 for the first time in his career, finishing the season with 18 passes defended, 66 tackles and a career-high four interceptions (tied for eighth in the NFL).
- Over the last two seasons, registered 36 passes defended, unofficially ranking third in the NFL behind only former CLV teammate CB Joe Haden (40) and PHI CB Bradley Fletcher (37).

## SEASON HIGHLIGHTS

- **(NFL International Series: 10/4 at MIA)**...Registered four tackles (all solo), one quarterback hit and two passes defended.
- **(9/21 at IND)**...Led the defense in tackles, collecting eight tackles (seven solo), including a tackle for loss...Recorded a quarterback hit on QB Andrew Luck to set up an interception by S Calvin Pryor.
- **(9/13 vs. CLV)**...Made his Jets debut and notched two solo tackles.

	GP	GS	Tkls	Sk	INTs	PD	FFs	FRs
<b>2015</b>	6	4	30	0.0	0	5	0	0
<b>Career</b>	70	41	254	1.0	6	59	0	1



## PRO CAREER

- Selected by the Jets in the first round (sixth overall) of the 2015 NFL Draft.

## SEASON HIGHLIGHTS

- **(NFL International Series: 10/4 at MIA)**...Registered four total tackles (three solo) including one tackle for loss...Added seven quarterback hurries, the most by a Jets defender this season...Also played a vital role as a part of a Jets defense that allowed only 59 total yards on the ground.
- **(9/27 vs. PHI)**...Finished with six total tackles and two quarterback hits...Logged his first career half-sack when he combined with DL **Muhammad Wilkerson** to take down QB Sam Bradford for a 10-yard loss.
- **(9/13 vs. CLV)**...In his NFL debut and first-career start with the Jets, he registered five total tackles and one quarterback hurry.

	GP	GS	Tkls	Sk	INTs	PD	FFs	FRs
<b>2015</b>	6	5	24	0.5	0	0	0	0
<b>Career</b>	6	5	24	0.5	0	0	0	0



## PRO CAREER

- Since the start of the 2013 season, his 16.5 sacks lead the team.
- In 2013, was voted the Curtis Martin Team MVP by his teammates after starting all 16 games and setting a new career high with a team-leading 10.5 sacks...Also set a new career high in tackles (91) and notched two passes defended, one forced fumble and his first-career interception.
- Started every game in his rookie season, posting three sacks, the most by a Jets rookie since former first-round DEs Shaun Ellis and John Abraham registered 8.5 and 4.5 respectively in 2000.
- Became the first player to record a safety on his first sack in the NFL since LB Jameel McClain accomplished the feat for BLT vs. OAK (10/26/08).

## SEASON HIGHLIGHTS

- **(10/25 at NE)**...Recorded a sack of Patriots QB Tom Brady on their opening drive, forcing a punt...The sack brought his season total to 5.0...The sack marked the fourth-consecutive game in which he registered at least a half of a sack.
- **(10/18 vs. WAS)**...Shared a sack with DE Sheldon Richardson for a five-yard loss...The sack brings his total to a team-high four through the first five games of the season.
- **(NFL International Series: 10/4 at MIA)**...Registered two sacks of Ryan Tannehill, his first multi-sack game of the season, third of his career and first since 11/24/13 at BLT...Each sack came on drives when the Jets defense forced a MIA three-and-out.
- **(9/27 vs. PHI)**...Finished second on the team in total tackles with 11...Combined with DE **Leonard Williams** to drop Sam Bradford for a 10-yard loss.
- **(9/21 at IND)**...Recorded two tackles and two QB hits, one of which led to an interception by S **Marcus Gilchrist** in the fourth quarter to help close out the game...Also deflected an Andrew Luck pass that was intercepted by CB **Darrelle Revis**.
- **(9/13 vs. CLV)**...Posted six tackles, one sack and a tackle for loss...On the sack, held QB Johnny Maziell up as LB **Lorenzo Mauldin** stripped the ball, leading to a **Revis** recovery.

	GP	GS	Tkls	Sk	INTs	PD	FFs	FRs
<b>2015</b>	6	6	30	5.0	0	1	1	0
<b>Career</b>	67	66	330	29.5	1	15	6	1



## PRO CAREER


- Undrafted free agent who joined the Jets practice squad prior to the start of Week Four...Signed to the active roster before the team's Week Nine game at KC and went on to earn starts in each of the remaining eight games totaling 38 tackles, one interception and seven passes defended.

## SEASON HIGHLIGHTS

- **(NFL International Series: 10/4 at MIA)**...Notched an interception of QB Ryan Tannehill intended for TE Jordan Cameron on the final MIA offensive play to preserve the 27-14 win.
- **(9/13 vs. CLV)**...Notched three tackles (all solo), two passes defended and an interception of QB Johnny Manziel intended for WR Brian Hartline...Returning the interception 18 yards to set up a touchdown and a 21-10 Jets lead.

	GP	GS	Tkls	Sk	INTs	PD	FFs	FRs
<b>2015</b>	6	0	6	0.0	2	2	0	0
<b>Career</b>	14	8	44	0.0	3	9	0	0






## PRO CAREER

- Earned the starting fullback job as a rookie and went on to see action in all 16 games, making eight starts.
- Named the 2013 Bill Hampton Award winner given to the rookie who most conducts himself as a professional in the locker room.

	GP	GS	Att	Yds	TDs	Rec	Yds	TDs
<b>2015</b>	6	2	2	2	0	2	36	0
<b>Career</b>	26	12	20	67	0	15	135	0



## PRO CAREER

- Fifth-year veteran offensive lineman who joined the Jets this offseason as an unrestricted free agent...Has started 39 career regular season games, including starts at left guard, right guard and right tackle.
- Appeared in Super Bowl XLVIII and XLIX with SEA, helping the team average 148.5 yards per game rushing and post a 114.9 passer rating.

## SEASON HIGHLIGHTS

- **(10/18 vs. WAS)**...Helped pave the way for an offense that registered 474 total yards, including 221 yards on the ground...Did not allow a sack for the third time in the season's first five games.
- **(NFL International Series: 10/4 at MIA)**...Part of an offensive line that helped block for 200+ yards rushing, including a career best 166 from RB **Chris Ivory**...Did not allow a sack for the second time in the season's first four games.
- **(9/13 vs. CLV)**...Part of an offensive line that paved the way for a rushing offense that gained 154 total yards and two touchdowns on 36 carries and did not allow a sack on QB **Ryan Fitzpatrick**.



## PRO CAREER

- Has started all 94 games he has played in his career, including all 32 games with the Jets in 2013-14.
- In 2008, started every game at right tackle on PIT Super Bowl XLIII-winning team.

## SEASON HIGHLIGHTS


- **(10/18 vs. WAS)**...Helped pave the way for an offense that registered 474 total yards, including 221 yards on the ground...Did not allow a sack for the third time in the season's first five games.
- **(9/13 vs. CLV)**...Part of an offensive line that paved the way for a rushing offense that gained 154 total yards and two touchdowns on 36 carries and did not allow a sack on QB **Ryan Fitzpatrick**.



## PRO CAREER

- Since returning in 2012 from a season-ending Achilles injury suffered the year before, he has led the team in receiving touchdowns (10) and ranked second in receptions (78) and yards (1,004).

	GP	GS	Rec	Yds	TDs
<b>2015</b>	5	4	3	26	0
<b>Career</b>	55	41	84	1,068	10



**47**

**KELLEN DAVIS**  
TIGHT END  
6-7 • 265 • Michigan State  
First Season w/ Jets

## PRO CAREER

- Has appeared in 101 career games (32 starts) and posted totals of 50 receptions, 561 yards and 12 touchdowns.
- Primarily utilized as a blocking tight end, he helped DET average 4.2 yards per carry in the six games he played with them, compared to just 3.3 yards per in the other 10 contests...In his six seasons prior to 2014, he was part of five top 10 rushing offenses.

## SEASON HIGHLIGHTS

- (NFL International Series: 10/4 at MIA)**...Earned his first start of the season as he helped pave the way for a rushing offense that gained over 200 yards and scored twice in helping RB **Chris Ivory** set a new career high for rushing yards with 166.

	GP	GS	Rec	Yds	TDs
<b>2015</b>	6	1	0	0	0
<b>Career</b>	107	40	50	561	12



**87**

**ERIC DECKER**  
WIDE RECEIVER  
6-3 • 214 • Minnesota  
Second Season w/ Jets

## PRO CAREER

- In his first season with the Jets, finished with 74 catches, 962 yards and five touchdowns...The reception and yard totals were the most by a Jets player since 2007.
- Registered two consecutive seasons (2012-13) with 85 or more receptions and more than 1,000 receiving yards.
- In 2013, recorded 19 catches for 20 yards or more, and six catches of 40 yards or more.
- Joined Dez Bryant, A.J. Green, **Brandon Marshall** and De-maryius Thomas as the only five players to record 80+ receptions, 1,000+ yards and 10+ touchdowns in 2012 and 2013, despite averaging 61 fewer targets than the rest.

## SEASON HIGHLIGHTS

- (10/25 at NE)**...Reeled in five receptions on third down, four of which resulted in first downs for the Jets while totaling his second highest yardage output of the season with 94 yards.
- (10/18 vs. WAS)**...Caught a two-yard touchdown to end the Jets scoring in the team's 34-20 win...The score marked his fourth in as many games played in 2015.
- (NFL International Series: 10/4 at MIA)**...After missing the previous week due to injury, returned to action and reeled in four catches for 46 yards, including a 10-yard touchdown catch with 33 seconds remaining in the second quarter...His touchdown reception was his third of the season, scoring in each of the three games he has played and also making it four consecutive games with a score dating back to the 2014 regular season finale against MIA.
- (9/21 at IND)**...Before exiting the game with an injury in the fourth quarter, snagged eight passes for 97 yards...Caught his second touchdown of the season, a six-yard strike from QB **Ryan Fitzpatrick** to open the scoring...Registered touchdowns in consecutive games as a Jet for the first time since Weeks Four and Six in 2014.
- (9/13 vs. CLV)**...Finished with two catches for 37 yards, including a 15-yard touchdown from **Fitzpatrick** to cap a scoring drive with 26 seconds remaining before the half.

	GP	GS	Rec	Yds	TDs
<b>2015</b>	5	4	24	333	4
<b>Career</b>	82	63	320	4,365	42





## PRO CAREER

- Three-time Pro Bowl selection (2009-11) who has started every game (151 including postseason) since being selected fourth overall in the 2006 NFL Draft...His 144 consecutive games started are the most of any current NFL offensive lineman.
- For the fifth-consecutive season, and eighth time in his nine-year career, did not miss a single snap...Has missed just one snap total in his career.
- Along with fellow 2006 first-round selection, **Nick Mangold**, became the only two players who entered the league together to start their team's first 75 regular-season games on the same offensive line since 1970...The pair went on to start 82 consecutive games...The duo was also the first pair of offensive linemen selected by the same team in the first round since Dennis Harrah and Doug France were selected by the Los Angeles Rams in 1975.
- Selected to the All-Rookie Team in 2006 as voted by *Pro Football Weekly* and the Pro Football Writers' Association.
- The first left tackle to start every game of his rookie season for the Jets since Chris Ward, also a first-round draft pick, in 1978.

## SEASON HIGHLIGHTS

- **(10/18 vs. WAS)**...Helped pave the way for an offense that registered 474 total yards, including 221 yards on the ground...Did not allow a sack for the third time in the season's first five games.
- **(NFL International Series: 10/4 at MIA)**...Part of an offensive line that helped block for 200+ yards rushing, including a career best 166 from **RB Chris Ivory**...Did not allow a sack for the second time in the season's first four games.
- **(9/13 vs. CLV)**...Started at LT for his 10th-consecutive opening day...Part of an offensive line that paved the way for a rushing offense that gained 154 total yards and two touchdowns on 36 carries and did not allow a sack on QB **Ryan Fitzpatrick**.



## PRO CAREER

- Has connected on seven game-winning field goals since joining the Jets, including three in 2013...Tied with Jets all-time leading scorer K Pat Leahy for the most game-winning/tying field goals (field goals in the last 1:00 of the fourth quarter or in overtime) in team history with eight.
- Twice earned AFC Special Teams Player of the Week honors as he registered one of the best kicking seasons in Jets history in 2013 when he established a franchise and personal best in field goal percentage (91.7), made the second-most field goals in club history (33) and scored the fourth-most points in team history (126)...Began the season 23-for-23 en route to establishing a new Jets mark for consecutive field goals made at home with 20.
- Ranks second (33 in 2013) and tied for fourth (30 in 2010) in Jets history for field goals made in a single season.
- Connected on a 56-yard field goal at DEN (10/17/10) the longest field goal of his career and the longest in Jets history.
- Named to the 2007 Pro Bowl team after his rookie season when he converted 26-of-31 field goals and all 53 PATs.
- Ranks highest of any Jets kicker in field goal percentage (81.3) with a minimum of 100 attempts.

## SEASON HIGHLIGHTS

- **(10/25 at NE)**...Folk finished the day perfect connecting on three field goal attempts including a season long 55-yard field goal in the fourth quarter. He was also able to successfully execute an onside kick in the final 20 seconds of the game that was recovered by Jets WR **Brandon Marshall**. It was the first onside kick recovered by the Jets since Vernon Gholston recovered an onside kick from Jay Feely at SD on 09/22/08.
- **(9/27 vs. PHI)**...Connected on his only field goal attempt (53 yards), his longest since 10/26/14 vs. BUF...Converted his 300th extra point, remaining perfect on PATs throughout his career.
- **(9/13 vs. CLV)**...Started the 2015 season perfect for the ninth-straight season, as he connected on his only field goal attempt of 34 yards, and all four extra points...For his career, he is now 16-for-16 on opening weekend, including 13-for-13 as a Jet.

	GP	FG	FGA	Pct	Lg	XP	XPA	Pts
<b>2015</b>	6	4	14	78.6	55	17	17	50
<b>Career</b>	134	210	261	80.5	56	309	309	939



## PRO CAREER

- In 2014, he achieved his highest completion percentage (63.1%), his longest yards per attempt average (7.96) and his best single-season passer rating (95.3).
- Has started 89 of the 97 games he's played in and completed 1,752 of 2,911 pass attempts for 19,273 yards, 123 touchdowns, 101 interceptions, and a 79.5 passer rating.
- Ranks fifth among active quarterbacks with 1,599 career rushing yards and has scored 11 career touchdowns on the ground.
- Threw for 3,400+ yards and 24 touchdowns in consecutive seasons (2011-12).
- Became the fifth quarterback in NFL history to throw for 300 yards in a debut, leading SL to a 33-27 overtime win at HST...He completed 19 of 30 passes for 310 yards with three touchdowns and one interception for a 117.4 passer rating.

## SEASON HIGHLIGHTS

- **(10/25 at NE)**...Fitzpatrick passed for a season high 295 yards completing 22 passes on 39 attempts. He led the Jets on five scoring drives as he threw for two touchdowns and zero interceptions. It was his sixth consecutive game against the Patriots in which he has thrown for two-or-more scores.
- **(10/18 vs. WAS)**...Fitzpatrick found the endzone three times (two passing, one rushing) in the Jets 34-20 win over the Redskins. His 18-yard scramble for a touchdown came in the third quarter, one play after Jets CB **Darrelle Revis** intercepted WAS QB Kirk Cousins. The touchdown was Fitzpatrick's longest since his 31-yard rushing touchdown in BUF vs. MIA (11/29/09). Fitzpatrick finished 19-of-26 and threw for 253 yards good enough for a 113.1 passer rating. He found WR **Eric Decker** for his fourth red zone touchdown and connected with WR **Brandon Marshall** on a 35-yard score.
- **(NFL International Series: 10/4 at MIA)**...Eclipsed 20,000 career passing yards when he completed a 58-yard pass to **Marshall** on the first play of the Jets opening offensive possession...The 58-yard reception is the second-longest first offensive play of a game in Jets franchise history, topped only by a 71-yard fleaflip in 1968 from FB Matt Snell back to QB Joe Namath, who then connected with WR Bake Turner...Connected with **Decker** for a touchdown with 33 seconds left in the half to put the Jets up 20-7...Finished the game 16-of-29 for 218 yards, one touchdown and one interception for his fourth-consecutive game with a touchdown pass...Rushed for a season-high 34 yards including a 19-yard rush for a first down in the final two minutes of the half, his longest rush since 10/6/13 vs. KC when he went for 26 yards as a member of TEN.
- **(9/27 vs. PHI)**...Playing his 100th career game, threw for a season-high 283 yards, two touchdowns and three interceptions, while also matching his career high in attempts with 58.
- **(9/21 at IND)**...Notched his first Monday Night Football win when he threw for two touchdowns and completed 22-of-34 passes for 244 yards in the 20-7 win...Orchestrated a seven-play, 80-yard, fourth-quarter drive that culminated with a red zone touchdown to **Marshall** putting the Jets up 17-7 with 6:20 to play...Became the first Jets QB since Boomer Esiason in 1993 to start his Jets career with consecutive games of a 90+ passer rating and two touchdown passes.
- **(9/13 vs. CLV)**...Started in his first game as a Jet...Threw for two touchdowns and completed 15-of-24 passes for 179 yards and a passer rating of 95.7...Led a nine-play, 72-yard drive that began with 2:46 remaining in the first half and resulted in a 15-yard touchdown pass to **Decker**, giving the Jets a 14-10 halftime lead in a game they would ultimately win 31-10...Led three touchdown drives following Jets takeaways, posting 21 points off turnovers, surpassing the previous season's total of 20.

	GP	GS	Att	Cmp	Pct	Yds	TD	Rate
<b>2015</b>	6	6	210	129	61.4	1,472	11	86.1
<b>Career</b>	103	95	3,121	1,881	60.3	20,745	134	79.7





## PRO CAREER

- Started in all 16 games at right tackle in his first season with the Jets in 2014, helping the team rank third in the league in rushing.
- Started all 16 games for first time in his career in 2012, helping Marshawn Lynch to an All-Pro and Pro Bowl season with career highs in yards (1,590), avg. gain (5.0) and carries (315).
- Has seen action in 57 games (49 starts) and five starts in post-season contests including the Super Bowl XLVIII win vs. DEN.

## SEASON HIGHLIGHTS

- **(10/18 vs. WAS)**...Helped pave the way for an offense that registered 474 total yards, including 221 yards on the ground...Did not allow a sack for the third time in the season's first five games.
- **(NFL International Series: 10/4 at MIA)**...Part of an offensive line that helped block for 200+ yards rushing, including a career best 166 from **RB Chris Ivory**...Did not allow a sack for the second time in the season's first four games.
- **(9/13 vs. CLV)**...Part of an offensive line that paved the way for a rushing offense that gained 154 total yards and two touchdowns on 36 carries and did not allow a sack on QB **Ryan Fitzpatrick**.



## PRO CAREER

- In London, set a career-high in rushing yards with 166 and one touchdown for his seventh 100-yard game of his career against MIA (10/4/15).
- In 2014, set career bests in games played (16), games started (10), rushing attempts (198), rushing touchdowns (six), total touchdowns (seven), longest rush (71t), receptions (18), receiving yards (123) and receiving touchdowns (one).
- In 2013, led all NFL running backs with at least 175 carries in average yards after contact, gaining 2.7 yards after the first hit...Also tied for sixth amongst all runners with carries of 20+ yards last season.
- Entered the NFL as an undrafted free agent with NO in 2010 and played in 12 games (4 starts)...In his rookie season, Ivory averaged 5.2 yards on 137 carries (716 yards) and tallied five touchdowns for a NO team that finished 11-5 and earned a playoff berth.

## SEASON HIGHLIGHTS

- **(10/25 at NE)**...Recorded the second receiving touchdown of his career in the third quarter off of a nine-yard pass from QB **Ryan Fitzpatrick**. Ivory's touchdown helped put the Jets up by one point to close out the third quarter 17-16. His last receiving touchdown was in the 2014 season finale at MIA (12/28/14).
- **(10/18 vs. WAS)**...Established a career high in yards from scrimmage (196) after he registered 146 yards on 20 carries and 50 yards on three receptions...The 100-yard game gave him his first back-to-back 100-yard rushing performances of his career...Set a new career best for longest reception with 24.
- **(NFL International Series: 10/4 at MIA)**...Returned after missing the previous contest and rushed for a career-high 166 yards and one touchdown for his seventh 100-yard game of his career, topping his previous career high of 158 yards (at TB, 10/17/10)...His 5.7 yards-per-rush were the most since he averaged 10.2 yards per carry on 10 attempts (vs. OAK, 09/07/14).
- **(9/13 vs. CLV)**...Recorded 20 carries for 91 yards (4.6 average) and two touchdowns, his fourth multi-touchdown performance and his first since he scored twice vs. BUF (10/26/14).

	GP	GS	Att	Yds	TDs	Rec	Yds	TDs
<b>2015</b>	5	5	83	501	4	8	74	1
<b>Career</b>	60	28	719	3,462	21	31	239	2



## PRO CAREER

- Ranks first on the team in receptions (166) and receiving yards (2,073), since joining the Jets in 2011.
- Led the team in both receptions (43) and receiving yards (523) for the second consecutive season in 2013...It marked the first time a Jets receiver has led the club in both categories in consecutive years since Jerricho Cotchery did it in 2008 and 2009.
- Established career highs as he led the team in both receptions (56) and receiving yards (739) in 2012, the first WR since Cotchery in 2009 to do so.
- Became just the seventh player and third rookie in franchise history to record a rushing attempt, passing attempt, reception, punt return and kickoff return in the same season.
- Finished his rookie season averaging 10.9 yards a punt return, good for fourth in the AFC and the highest punt return average by a Jets rookie since RB Leon Johnson averaged 12.1 a return in 1997...Only two rookies in team history have ever averaged more per return, Bruce Harper (12.5) in 1977 and Johnson (12.1) in 1997.
- Recorded the second-longest punt return for a touchdown in Jets history when he returned a punt 68 yards (vs. BUF, 09/09/12).

## SEASON HIGHLIGHTS

- **(10/25 at NE)**...Finished with three catches for 27 yards, including a five-yard touchdown reception from QB **Ryan Fitzpatrick** in the second quarter to give the Jets their first lead of the game.
- **(9/27 vs. PHI)**...Made his first start of the season...Finished the game with six receptions for 33 yards and his first touchdown of the season, midway through the fourth quarter.

	GP	GS	Rec	Yds	TDs
<b>2015</b>	6	1	9	60	2
<b>Career</b>	64	24	175	2,133	9



## PRO CAREER

- Earned four consecutive Pro Bowl appearances from 2008-11. He also earned the same honor in 2013 and 2014.
- Garnered *Associated Press* All-Pro honors for his play in three-consecutive seasons from 2009-11.
- Missed three games of his NFL career, two in 2011 and one game in 2014 with an injury, appearing in 141 of a possible 144 games since being drafted in 2006.
- He and LT **D'Brickashaw Ferguson** are the only two players who entered the league together to start their team's first 75 regular-season games on the same offensive line since 1970...Since being selected in the first round of the 2006 NFL Draft, he and Ferguson started 82 consecutive games together before Mangold missed his first NFL game in Week Three at OAK (9/25)...The duo was also the first pair of offensive linemen selected by the same team in the first round since Dennis Harrah and Doug France were signed by the Los Angeles Rams in 1975.
- Selected to the All-Rookie Team in 2006 as voted by *Pro Football Weekly* and the Pro Football Writers' Association, also mentioned as an AFC Offensive Rookie of the Year candidate by several publications and analysts after becoming the first center in team history to start every game his rookie season.

## SEASON HIGHLIGHTS

- **(10/18 vs. WAS)**...Helped pave the way for an offense that registered 474 total yards, including 221 yards on the ground...Did not allow a sack for the third time in the season's first five games.
- **(NFL International Series: 10/4 at MIA)**...Part of an offensive line that helped block for 200+ yards rushing, including a career best 166 from RB **Chris Ivory**...Did not allow a sack for the second time in the season's first four games.
- **(9/13 vs. CLV)**...Started at center for the Jets for the 10th consecutive season...Part of an offensive line that paved the way for a rushing offense that gained 154 total yards and two touchdowns on 36 carries and did not allow a sack on QB **Ryan Fitzpatrick**.





## PRO CAREER

- A five-time Pro Bowler (2008, 2009, 2011, 2012 and 2013) who has caught 773 receptions for 9,771 yards with 65 touchdowns in nine seasons with DEN (2006-09), MIA (2010-11) and CHI (2012-13).
- Among active players, he ranks in the top 10 in receptions (ninth) and receiving touchdowns (ninth)...His 31 touchdowns over the last three seasons rank fourth in the league.
- Recorded seven straight 1,000 yards seasons (2007-13), ranking in a tie for third among active players for total 1,000-yard efforts...One of five players in NFL history with 1,000-receiving yards season with three different teams (Irving Fryar, Tony Martin, Randy Moss and Terrell Owens).
- His five seasons with 100-plus receptions (2007-09 and 2012-13) ranks tied for first in NFL history with Andre Johnson and Wes Welker. He is the first player in NFL history with a 100-reception season with two different teams.
- Has averaged 5.7 receptions per game in his career, the third best average in league history...His 17 games with 10+ receptions rank third among active players.
- Set Pro Bowl record with four touchdown catches to go along with 176 receiving yards on six receptions, en route to being named Pro Bowl MVP following the 2011 season.
- Set CHI franchise single-season records in receptions (118) and receiving yards (1,508) in 2012.

## SEASON HIGHLIGHTS

- **(10/18 vs. WAS)**...Joined Don Maynard (1968) and George Sauer (1966) as the only Jets players to have four consecutive 100-yard receiving games after notching seven receptions for 111 yards...Included a 35-yard touchdown reception, fourth as a Jet, to increase the Jets lead to double digits against WAS in the third quarter.
- **(NFL International Series: 10/4 at MIA)**...Recorded his third-straight 100-yard performance of the season, hauling in seven receptions for 128 yards...Became the first Jets wide receiver to register three-consecutive 100-yard efforts since WR Al Toon accomplished the feat in 1988...Included in his 100-yard performance was a 58-yard reception on the opening play of the first series for the Jets offense, starting what would finish as a three play, 73-yard touchdown drive...The 58-yard reception is the second-longest first offensive play of a game in Jets franchise history, topped only by a 71-yard fleaflip in 1968 from FB Matt Snell back to QB Joe Namath, who then connected with WR Bake Turner.
- **(9/27 vs. PHI)**...Became the 45th player in NFL history to reach 10,000 yards receiving when he caught a 14-yard pass from QB **Ryan Fitzpatrick** late in the third quarter...Added a touchdown reception, his third-consecutive week with a touchdown catch, the third receiver in Jets history with a touchdown catch in each of their first three games with the club and the first since 2008.
- **(9/21 at IND)**...Notched his first-career 100-yard game as a Jet, compiling 101 yards while hauling in seven receptions...Scored on a 15-yard catch and run, his second touchdown of the season...The score put the Jets up 17-7 with 6:20 to play in the fourth quarter.
- **(9/13 vs. CLV)**...While starting his first-career game with the Jets, hauled in six receptions for 62 yards that included a one-yard touchdown grab from **Fitzpatrick**...Ripped away a S Tashaun Gipson fumble, after the safety intercepted **Fitzpatrick**, and returned the ball to the CLV nine-yard line setting up a RB **Chris Ivory** touchdown run two plays later for the Jets opening score.

	GP	GS	Rec	Yds	TDs
<b>2015</b>	6	6	41	578	4
<b>Career</b>	142	126	814	10,349	69



## PRO CAREER

- Played for TB from 2012-14 before signing with the Jets during the 2014 season.

## SEASON HIGHLIGHTS

- (9/13 vs. CLV)**...Earned his first start with the Jets...Caught a career-long 43 yard pass and finished with single-game highs of four catches for 55 yards.

	GP	GS	Rec	Yds	TDs
2015	3	2	6	80	0
Career	25	6	26	296	1



## PRO CAREER

- In 2013, established career bests in games played (16), starts (11), rushing yards (697), carries (176), long-rush (39), receiving yards (272), receptions (36), long-reception (36) and completed first-career pass attempt for 30 yards...His 36 receptions ranked second on the team.
- Teamed with RB **Chris Ivory** to spearhead a Jets rushing attack that gained 134.9 yards per game, the sixth-best total in the league...Both backs established career bests in 2013, while accounting for four 100-yard contests...Powell (176) and Ivory (182) were separated by only six carries, the fewest carries separating the Jets top two runners since 1991 when Blair Thomas (189) and Brad Baxter (184) were separated by five.

## SEASON HIGHLIGHTS

- (9/13 vs. CLV)**...Carried 12 times for 62 yards (5.2 average), included 39 yards in the fourth quarter, and posted two receptions for 16 yards in the win.


	GP	GS	Att	Yds	TDs	Rec	Yds	TDs
2015	5	1	38	129	0	15	89	0
Career	53	16	370	1,425	6	80	600	0



## PRO CAREER

- Drafted in the second round (37th overall) by the Jets in the 2015 NFL Draft.

	GP	GS	Rec	Yds	TDs
2015	4	2	6	60	0
Career	4	2	6	60	0




## PRO CAREER

- Joined the Jets in a draft day trade with SL...In two seasons with SL, posted totals of 326 carries for 1,266 yards and eight touchdowns, while adding 44 receptions for 293 yards and a touchdown.
- As a rookie, his 973 yards finished second only to Offensive Rookie of the Year Eddie Lacy, while his 26 receptions ranked fifth among rookie RBs.

## SEASON HIGHLIGHTS

- (NFL International Series: 10/4 at MIA)**...Posted his first touchdown as a Jet, scoring on a two-yard run to cap a nine-play, 78-yard drive to open the third quarter...Finished with five carries for seven yards and two receptions for 18 yards.

	GP	GS	Att	Yds	TDs	Rec	Yds	TDs
2015	5	0	27	75	1	7	42	0
Career	32	17	353	1,341	9	51	335	1



## PRO CAREER

- Former third-round selection by the Jets in 2013, Winters has started 18-of-22 games career games, missing the final 10 games of 2014 with an ACL injury.

## SEASON HIGHLIGHTS

- (NFL International Series: 10/4 at MIA)**...Made his first start of the season in place of injured RG **Willie Colon**...Part of an offensive line that helped block for 200+ yards rushing, including a career best 166 from RB **Chris Ivory**...Did not allow a sack for the second time in the season's first four games.



TEAM

Won in Overtime

JETS: 30-27 vs. NE (42-yard FG by N. Folk)10/20/13

OPP: 24-30, at MIN (87-yard TD by J. Wright)12/07/14

Won in Last 2:00 of Regulation

JETS: 30-28 (N. Folk 43-yd FG; 0:00 in 4Q) at ATL10/07/13

OPP: 16-13 (C. Sturgis 26-yd FG; 1:57 in 4Q), vs. MIA12/01/14

Tied Game in Last 2:00

JETS: 24-24 (N. Folk 44-yd FG; 0:23 in 4Q) at MIN12/07/14

OPP: 26-26 (S. Gostkowski 48-yd FG; 0:00 in 4Q), at NE10/21/12

Shutout

JETS: 37-0 vs. CIN01/13/10

OPP: 31-0, at SD10/05/14

Won by Three-or-Less Points

JETS: 30-27 vs. NE (OT)10/20/13

OPP: 17-16, vs. NE12/21/14

Won by Eight-or-Less Points

JETS: 16-11 at TEN12/14/14

OPP: 30-23, at NE10/25/15

Won by 20+ Points

JETS: 31-10 vs. CLV09/13/15

OPP: 38-3, at BUF (Detroit, MI)11/24/14

Won after Trailing by 20+ Points

JETS: 40-37 (Trailed 30-7 with 00:12 in 3Q) vs. MIA10/23/00

OPP: 31-27 (Trailed 21-0 with 5:53 in 2Q), vs. NE11/10/96

Won after Trailing by 10+ Points

JETS: 37-24 (Trailed 24-14 with 12:51 in 3Q) at MIA12/28/14

OPP: 31-24 (Trailed 21-3 with 10:38 in 2Q), at GB09/14/14

Won after Trailing in the Fourth Quarter

JETS: 16-11 (Trailed 10-11 until 3:09) at TEN12/14/14

OPP: 17-16 (Trailed 20-16 until 7:16), at NE10/25/15

Won after Trailing at Halftime

JETS: 34-20 (Trailed 10-13 at Half) vs. WAS10/18/15

OPP: 17-16 (Trailed 10-7 at Half), vs. NE12/21/14

OFFENSE

500+ Total Net Yards (Team)

JETS: 513 (182 rush, 331 pass) vs. BUF09/22/13

OPP: 511 (125 rush, 386 pass), at NE11/13/08

400+ Total Net Yards (Team)

JETS: 474 (221 rush, 253 pass) vs. WAS10/18/15

OPP: 411 (114 rush, 297 pass), at MIN12/07/14

50+ Points Scored (Team)

JETS: 56 vs. ARZ09/28/08

OPP: 52, at MIA09/03/95

40+ Points Scored (Team)

JETS: 48 vs. BUF09/09/12

OPP: 43, vs. BUF10/26/14

No Turnovers

JETS: at TEN12/14/14

OPP: at NE10/25/15

No Sacks Allowed

JETS: vs. WAS10/18/15

OPP: at IND09/21/15

PASSING

100+ Passer Rating (Individual)

JETS: Ryan Fitzpatrick (113.1) vs. WAS10/18/15

OPP: Teddy Bridgewater (117.7), at MIN12/07/14

400+ Net Passing Yards (Team)

JETS: 473 (69 att) at BLT12/24/00

OPP: 426 (57 att), vs. ARZ09/28/08

300+ Net Passing Yards (Team)

JETS: 390 (27 att) at MIA12/28/14

OPP: 337 (54 att), at NE10/25/15

400+ Passing Yards (Individual)

JETS: Vinny Testaverde (481) at BLT12/24/00

OPP: Matt Cassel (400), at NE11/13/08

300+ Passing Yards (Individual)

JETS: Geno Smith (358 yds) at MIA12/28/14

OPP: Tom Brady (355 yds), at NE10/25/15

50+ Passing Attempts (Individual)

JETS: Ryan Fitzpatrick (58 att.) vs. PHI09/27/15

OPP: Tom Brady (54 att.), at NE10/25/15

40+ Passing Attempts (Individual)

JETS: Ryan Fitzpatrick (58 att.) vs. PHI09/27/15

OPP: Tom Brady (54 att.), at NE10/25/15

30+ Pass Completions (Individual)

JETS: Ryan Fitzpatrick (35 cmp.) vs. PHI09/27/15

OPP: Tom Brady (34 cmp.), at NE10/25/15

25+ Pass Completions (Individual)

JETS: Ryan Fitzpatrick (35 cmp.) vs. PHI09/27/15

OPP: Tom Brady (34 cmp.), at NE10/25/15

Six+ Touchdown Passes (Individual)

JETS: Brett Favre (6\*) vs. ARZ09/28/08

OPP: Dan Marino (6), vs. MIA09/21/86

\*Tied Franchise Record

Five+ Touchdown Passes (Individual)

JETS: Brett Favre (6\*) vs. ARZ09/28/08

OPP: Andy Dalton (5), at CIN10/27/13

\*Tied Franchise Record

## Four+ Touchdown Passes (Individual)

JETS: Mark Sanchez (4) vs. BUF 11/27/11  
 OPP: Kyle Orton (4), vs. BUF 10/26/14

## RUSHING

### 300+ Rushing Yards (Team)

JETS: 316 (54 att.) at OAK 10/25/09  
 OPP: 328 (47 att.), at NE 09/18/83

### 200+ Rushing Yards (Team)

JETS: 221 (41 att.) vs. WAS 10/18/15  
 OPP: 247 (44 att.), vs. SF 09/30/12

### 200+ Rushing Yards (Individual)

JETS: Thomas Jones (210 yds\*) vs. BUF 10/18/09  
 OPP: Thurman Thomas (214 yds), vs. BUF 09/24/90  
 \*Franchise Record

### 100+ Rushing Yards (Individual)

JETS: Chris Ivory (146 yds) vs. WAS 10/18/15  
 OPP: Ryan Mathews (108 yds), vs. PHI 09/27/15

### Consecutive 100-Yard Rushing Performances (Individual)

JETS: Chris Ivory (166) at MIA (London) 10/04/15  
 Chris Ivory (146 yds) vs. WAS 10/18/15  
 OPP: Branden Oliver (114 yds), at SD 10/05/14  
 Ronnie Hillman (100 yds), vs. DEN 10/12/14

### 50+ Rushing Attempts (Team)

JETS: 52 (177 yds) vs. NE 10/20/13  
 OPP: 50 (151 yds), vs. NE 12/26/05

### 40+ Rushing Attempts (Team)

JETS: 41 (221 yds) vs. WAS 10/18/15  
 OPP: 40 (162 yds), at SD 10/05/14

### 30+ Rushing Attempts (Individual)

JETS: Chris Ivory (34) vs. NE 10/20/13  
 OPP: Clinton Portis (36), vs. WAS 11/04/07

### Three+ Rushing Touchdowns (Individual)

JETS: Shonn Greene (3) vs. IND 10/14/12  
 OPP: LeSean McCoy (3), at PHI 12/18/11

### Two Rushing Touchdowns (Individual)

JETS: Chris Ivory (2) vs. CLV 09/13/15  
 OPP: Jacquizz Rodgers (2), at ATL 10/07/13

### Rush of 70 Yards or More (Individual)

JETS: Chris Ivory (71t) vs. OAK 09/07/14  
 OPP: Lamar Miller (97t), at MIA 12/28/14

### Rush of 40 Yards or More (Individual)

JETS: Chris Ivory (54) vs. WAS 10/18/15  
 OPP: Lamar Miller (97t), at MIA 12/28/14

## RECEIVING

### 10+ Receptions (Individual)

JETS: Brandon Marshall (10 rec.) vs. PHI 09/27/15  
 OPP: Rob Gronkowski (11 rec.), at NE 10/25/15

### 200+ Receiving Yards (Individual)

JETS: Eric Decker (221 yds) at MIA 12/28/14  
 OPP: Jordy Nelson (209 yds), at GB 09/14/14

### 100+ Receiving Yards (Individual)

JETS: Brandon Marshall (111 yds) vs. WAS 10/18/15  
 OPP: Rob Gronkowski (108 yds), at NE 10/25/15

### Consecutive 100-Yard Receiving Games (Individual)

JETS: Brandon Marshall (101 yds) at IND 09/21/15  
 Brandon Marshall (109 yds) vs. PHI 09/27/15  
 Brandon Marshall (128 yds) at MIA (London) 10/04/15  
 Brandon Marshall (111 yds) vs. WAS 10/18/15  
 OPP: Jarius Wright (123) vs. NYJ 12/07/14  
 Charles Johnson (103) vs. NYJ 12/14/14  
 Nate Washington (102) vs. NYJ 12/14/14

### Two 100-Yard Receivers in Same Game

JETS: Santonio Holmes (154 yds) vs. BUF 09/22/13  
 Stephen Hill (108 yds)  
 OPP: Jarius Wright (123 yds), at MIN 12/07/14  
 Charles Johnson (103 yds)

### Three+ Receiving Touchdowns (Individual)

JETS: Plaxico Burress (3) vs. SD 10/23/11  
 OPP: Marvin Jones (4), at CIN 10/27/13

### Two Receiving Touchdowns

JETS: David Nelson (2) vs. CLV 12/22/13  
 OPP: Shane Vereen (2), at NE 10/16/14

### Multiple Receivers with Multiple Receiving TDs

JETS: Laveranues Coles (3) vs. ARZ 09/28/08  
 Jericho Cotchery (2)  
 OPP: Andre Reed (2), at BUF 11/24/96  
 Steve Tasker (2)

### Pass Reception of 70 Yards or More

JETS: Eric Decker (74t yds) at MIA 12/28/14  
 OPP: Jarius Wright (87t yds), at MIN 12/07/14

### Pass Reception of 40 Yards or More

JETS: Brandon Marshall (58 yds) at MIA (London) 10/04/15  
 OPP: Kenny Stills (42 yds), at MIA (London) 10/04/15

## DEFENSE

### Shutout

JETS: 37-0 vs. CIN 01/03/10  
 OPP: 0-31, at SD 10/05/14



### Game without Allowing an Offensive Touchdown (Team)

JETS: 16-11 at TEN 12/14/14  
 OPP: 38-3, at BUF (Detroit, MI) 11/24/14

### Under 200 Total Yards Allowed (Team)

JETS: 158 vs. OAK 09/07/14  
 OPP: 151, at SD 10/05/14

### Under 100 Net Passing Yards Allowed (Team)

JETS: 56 vs. ARZ 12/02/12  
 OPP: 49, vs. MIA 12/01/14

### Completion Percentage under 50.0% (Team)

JETS: 43.2% (R. Tannehill: 19/44) at MIA 10/04/15  
 OPP: 45.5% (M. Vick: 18/36 / G. Smith: 2/8) vs. BUF 10/26/14

### Passer Rating under 50 (Team)

JETS: 42.1 (R. Tannehill) at MIA 12/29/13  
 OPP: 35.7 (G. Smith), vs. MIA 12/01/14

### Under 50 Rushing Yards Allowed (Team)

JETS: 16 (9 att.) at NE 10/18/15  
 OPP: 47 (16 att.), vs. PHI 09/27/15

### Five+ Takeaways (Team)

JETS: 5 (3 INTs, 2 FRs) at IND 09/21/15  
 OPP: 6 (4 INTs, 2 FRs), vs. BUF 10/26/14

### Four+ Takeaways (Team)

JETS: 5 (3 INTs, 2 FRs) at IND 09/21/15  
 OPP: 4 (3 INTs, 1 FR), vs. PHI 09/27/15

### Safety (Individual)

JETS: Sheldon Richardson Sack (T. Bridgewater) at MIN 12/07/14  
 OPP: Geno Smith Intentional Grounding, at TEN 12/14/14

### Six+ Sacks (Team)

JETS: 7 at MIA 12/28/14  
 OPP: 7, at BUF (Detroit, MI) 11/24/14

### Three+ Sacks (Individual)

JETS: Sheldon Richardson (3.0) at MIN 12/07/14  
 OPP: Olivier Vernon (3.0), vs. MIA 12/01/13

### Two+ Sacks (Individual)

JETS: Muhammad Wilkerson (2.0) at MIA (London) 10/04/15  
 OPP: M. Williams (2.0) & J. Hughes (2.0), at BUF (Detroit, MI) 11/24/14

### Three+ Interceptions (Team)

JETS: 3 at IND 09/21/15  
 OPP: 3, vs. PHI 09/27/15

### Two+ Interceptions (Individual)

JETS: Jaiquawn Jarrett (2) vs. PIT 11/09/14  
 OPP: Corey Graham (2), at BLT 11/24/13

### Interception Returned for a Touchdown (Individual)

JETS: Antonio Allen (T. Brady), 23 yds vs. NE 10/20/13  
 OPP: Gerald Hodges (G. Smith), 27 yds, at MIN 12/07/14

### Three+ Fumble Recoveries (Team)

JETS: 4 vs. CLV 09/13/15  
 OPP: 4, vs. NE 11/22/12

### Two+ Forced Fumbles (Individual)

JETS: LaRon Landry (2) at SL 11/18/12  
 OPP: Kyle Fuller (2), vs. CHI 11/22/14

### Two+ Fumble Recoveries (Individual)

JETS: Darrelle Revis (2) at IND 09/21/15  
 OPP: Bashaud Breeland (2), vs. WAS 10/18/15

### Fumble Recovery Returned for a Touchdown (Individual)

JETS: Muhammad Wilkerson (21 yds) at SEA 11/11/12  
 OPP: Karl Klug (0 yds), at TEN 09/29/13

## SPECIAL TEAMS

### Blocked Punt (Individual)

JETS: Antonio Allen (M. King) vs. OAK 12/01/13  
 OPP: Jeron Johnson (R. Quigley), vs. WAS 10/18/15

### Blocked Punt Returned for a Touchdown (Individual)

JETS: Antonio Allen (0t yds; M. King) vs. OAK 12/08/13  
 OPP: Rashad Ross (0t yds; R. Quigley), vs. WAS 10/18/15

### Blocked Field Goal (Individual)

JETS: Muhammad Wilkerson (46 yds; R. Bironas) at TEN 12/17/12  
 OPP: Vince Wilfork (52 yds; N. Folk) vs. NE 12/21/14

### Blocked Field Goal Returned for a Touchdown (Individual)

JETS: Ray Mickens (72t yds; C. Ford) vs. OAK 09/21/97  
 OPP: Mike Haynes (65t yds; P. Leahy), vs. NE 10/05/80

### Missed Field Goal Returned for a Touchdown (Individual)

JETS: Aaron Glenn (104t yds) at IND 11/15/98  
 (Vanderjagt 63-yard FG attempt)  
 OPP: Never

### Blocked Extra Point (Individual)

JETS: Bryan Thomas (A. Vinatieri) at IND 12/27/09  
 OPP: Antwan Odom (M. Nugent), at TEN 12/23/07

### Missed Extra Point (Individual)

JETS: Mike Nugent at TEN 12/23/07  
 OPP: Dan Carpenter, vs. BUF 10/26/14

### Kickoff Return for a Touchdown (Individual)

JETS: Joe McKnight (100t yds) vs. HST 10/08/12  
 OPP: Devin McCourty (104t yds), at NE 10/21/12

### Kickoff Return of 40+ Yards

JETS: Chris Owusu (87 yds) at MIA 12/28/14  
 OPP: Leon Washington (46 yds), at TEN 12/14/14

## Punt Return for a Touchdown (Individual)

JETS: Jeremy Kerley (68t yds) vs. BUF 09/09/12

OPP: Darren Sproles (89t yds), vs. PHI 09/27/15

## Punt Return of 20+ Yards (Individual)

JETS: Jeremy Kerley (22 yds) vs. WAS 10/18/15

OPP: Jarvis Landry (28 & 25 yds), at MIA (London) 10/04/15

## Game Winning Field Goal (Last 2:00 of 4Q or OT)

JETS: Nick Folk (42 yds; 5:12 in OT) vs. NE 10/20/13

OPP: Caleb Strugis (26 yds; 1:57 in 4Q), vs. MIA 12/01/14

## Five+ Field Goals Attempted

JETS: Nick Folk (5/5) at MIN 12/07/14

OPP: Shaun Suisham (5/5), at WAS 11/04/07

## Four+ Field Goals Made

JETS: Nick Folk (5/5) at MIN 12/07/14

OPP: Justin Tucker (4/4), at BLT 11/24/13

## Successful Onsides Kick

JETS: Nick Folk (B. Marshall recovered) at NE 10/25/15

OPP: Dan Carpenter (J. Trusnik recovered), vs. MIA 10/28/12

## Failed Onsides Kick

JETS: Nick Folk (S. Ajirotutu recovered) vs. PHI 09/27/15

OPP: Dustin Hopkins (K. Davis recovered), vs. WAS 10/18/15



## NFL DRAFT (22)

YEAR	PLAYER	ROUND
2006	D'Brickashaw Ferguson	(1a)
	Nick Mangold	(1b)
2007	David Harris	(2)
2011	Muhammad Wilkerson	(1)
	Bilal Powell	(4)
	Jeremy Kerley	(5)
2012	Quinton Coples	(1)
	Demario Davis	(3)
2013	Sheldon Richardson	(1b)
	Geno Smith	(2)
	Brian Winters	(3)
	Tommy Bohanon	(7)
2014	Calvin Pryor	(1)
	Dexter McDougle	(3)
	Dakota Dozier	(4c)
	Trevor Reilly	(7)
2015	Leonard Williams	(1)
	Devin Smith	(2)
	Lorenzo Mauldin	(3)
	Bryce Petty	(4)
	Jarvis Harrison	(5)
	Deon Simon	(7)

## UNDRAFTED FREE AGENTS (3)

YEAR	PLAYER
2010	Jeff Cumberland
2012	Damon Harrison
2014	Brent Qvale

## TRADES/WAIVERS (6)

YEAR	PLAYER	PREVIOUS TEAM
2013	Ben Ijalana	(W-IND)
	Chris Ivory	(T-NO)
2015	Dion Bailey	(W-SEA)
	Ryan Fitzpatrick	(T-HST)
	Brandon Marshall	(T-CHI)
	Zac Stacy	(T-SL)

## FREE AGENTS (22)

YEAR	PLAYER	HOW ACQUIRED
2008	Calvin Pace	(UFA-ARZ)
2010	Nick Folk	(FA)
	Tanner Purdum	(Reserve/Future)
2012	Darrin Walls	(FA)
2013	T.J. Barnes	(FA)
	Willie Colon	(FA)
	Leger Douzable	(FA)
	Ryan Quigley	(FA)
2014	Eric Decker	(UFA-DEN)
	Breno Giacomini	(UFA-SEA)
	Chris Owusu	(FA)
	Marcus Williams	(FA)
2015	Stephen Bowen	(FA)
	James Carpenter	(UFA-SEA)
	Antonio Cromartie	(UFA-ARZ)
	Kellen Davis	(UFA-DET)
	Marcus Gilchrist	(UFA-SD)
	Erin Henderson	(FA)
	Jamari Lattimore	(UFA-GB)
	Darrelle Revis	(UFA-NE)
	Buster Skrine	(UFA-CLV)
	Steve Weatherford	(FA)

## RESERVE/PUP (1)

PLAYER	HOW ACQUIRED	YEAR
Stevan Ridley	UFA-NE	2015

## RESERVE/SUSPENDED (1)

PLAYER	HOW ACQUIRED	YEAR
Quincy Enunwa	D6b	2014

## INJURED RESERVE (5)

PLAYER	HOW ACQUIRED	YEAR
Antonio Allen	D7a	2012
Jace Amaro	D2	2014
Jaiquawn Jarrett	Reserve/Future	2012
Dee Milliner*	D1a	2013
Zach Sudfeld	W-NE	2013

*\*Designated to Return*

UFA=Unrestricted Free Agent

RFA=Restricted Free Agent

FA=Free Agent

T=Trade

W=Waivers

D=Draft

## ROSTER COMPARISON

Here's how the Jets 2015 Opening Regular Season Roster compares to the 2014 Opening Regular Season Roster:

	2014	2015
Rookies and first-year players	10	9
Players with three-years-or-less of NFL experience	26	20
Players aged-30-or-older	9	12
Players drafted by the Jets	26	22
Average age of roster	25.9	26.6
Average years of NFL experience of roster	4.2	5.7

## ROSTER NOTABLES

### No. of First-Round Draft Picks (Drafted By): 11

James Carpenter (SEA), Quinton Coples (NYJ), Antonio Cromartie (SD), D'Brickashaw Ferguson (NYJ), Nick Mangold (NYJ), Dee Milliner (NYJ), Calvin Pace (ARZ), Calvin Pryor (NYJ), Darrelle Revis (NYJ), Muhammad Wilkerson (NYJ), Leonard Williams (NYJ)

### No. of Undrafted Players (Original Team): 14

Dion Bailey (SEA), T.J. Barnes (JAX), Stephen Bowen (DAL), Jeff Cumberland (NYJ), Leger Douzable (MIN), Damon Harrison (NYJ), Erin Henderson (MIN), Chris Ivory (NO), Jamari Lattimore (GB), Tanner Purdum (KC), Ryan Quigley (CHI), Brent Qvale (NYJ), Darrin Walls (ATL), Marcus Williams (HST)

### No. of Players from Non-FBS Schools (School): 5

Dakota Dozier (Furman), Damon Harrison (William Penn), Chris Ivory (Tiffin), Tanner Purdum (Baker), Marcus Williams (North Dakota State)

## ROSTER SUPERLATIVES

Longest Tenured Jet.....	10 .....	D'Brickashaw Ferguson, Nick Mangold
Youngest Player .....	21 .....	Leonard Williams
Oldest Player .....	34 .....	Calvin Pace
Most Experience.....	13 .....	Calvin Pace
Tallest Player.....	6-7 .....	T.J. Barnes, Kellen Davis, Breno Giacomini, Brent Qvale
Shortest Player .....	5-9 .....	Jeremy Kerley, Buster Skrine, Zac Stacy
Furthest Away From Home (in miles) .....	2,805 .....	Trevor Reilly

## NOTABLE NUMBERS

States represented on roster.....	20	
State with most players on roster.....	9 .....	Florida
School with most players on roster .....	4 .....	Louisville
Players from New York on the roster.....	4 .....	Stephen Bowen, Willie Colon, D'Brickashaw Ferguson, Jaiquawn Jarrett
Players from New Jersey on the roster .....	2 .....	Ben Ijalana, Muhammad Wilkerson
Coaches who played in the NFL.....	5 .....	Todd Bowles, Karl Dorrell, Pepper Johnson, Daylon McCutcheon, Marcel Shipp
BCS National Champions on the roster .....	2 .....	Nick Mangold, Devin Smith



## JANUARY 2015

13	Mike Maccagnan	Named General Manager
14	Todd Bowles	Named Head Coach
20	Chan Gailey	Named Offensive Coordinator
23	Bobby April	Named Special Teams Coordinator
	Robby Brown	Named Quality Control - Offense
	Mike Caldwell	Named Asst. HC / Inside LBs Coach
	Mark Collins	Named Outside LBs Coach
	Joe Danna	Names Defensive Backs Coach
23	Karl Dorrell	Named Wide Receivers Coach
	Kavan Latham	Named Asst. S&C Coach
	Kacy Rodgers	Named Defensive Coordinator
T	Sean Hooey	Signed, Reserve/Future
24	Pepper Johnson	Named Defensive Line Coach
27	Brian Heimerdinger	Named Dir. of Player Personnel
	Steve Marshall	Named Offensive Line Coach
	Kevin Patullo	Named Quarterbacks Coach
	Marcel Shipp	Named Running Backs Coach
29	Rex Hogan	Named Sr. Dir. of College Scouting
	Jimmie Johnson	Named Tight Ends Coach
	Daylon McCutcheon	Named Asst. Def. Backs Coach
	Ryan Slowik	Named Asst. Def. Line Coach

## FEBRUARY 2015

3	Steve Hagen	Retained as Asst. Sp. Teams Coach
	Ron Heller	Retained as Asst. Off. Line Coach
10	CB Curtis Brown	Signed, Free Agent
	WR Percy Harvin	Released
11	John Scott, Jr.	Named Quality Control - Defense

## MARCH 2015

4	DE Ronald Talley	Signed, Free Agent
10	WR Brandon Marshall	Acquired in Trade (CHI)
11	QB Ryan Fitzpatrick	Acquired in Trade (HST)
14	G James Carpenter	Signed, Unrestricted Free Agent
	G Willie Colon	Re-Signed, Unrestricted Free Agent
	RB Bilal Powell	Re-Signed, Unrestricted Free Agent
	LS Tanner Purdum	Re-Signed, Unrestricted Free Agent
	CB Darrelle Revis	Signed, Unrestricted Free Agent
	CB Buster Skrine	Signed, Unrestricted Free Agent
18	CB Antonio Cromartie	Signed, Unrestricted Free Agent
	S Marcus Gilchrist	Signed, Unrestricted Free Agent
19	OL James Brewer	Signed, Unrestricted Free Agent
'24	DE Stephen Bowen	Signed, Free Agent
	T Corey Hilliard	Signed, Unrestricted Free Agent
	DL Kevin Vickerson	Signed, Unrestricted Free Agent
25	TE Kellen Davis	Signed, Unrestricted Free Agent

## APRIL 2015

2	T Ben Ijalana	Re-Signed, Unrestricted Free Agent
8	DE Leger Douzable	Re-Signed, Unrestricted Free Agent
	LB Erin Henderson	Signed, Free Agent
10	LB Jamari Lattimore	Signed, Unrestricted Free Agent
13	LB Joe Mays	Signed, Free Agent
	RB Stevan Ridley	Signed, Unrestricted Free Agent
24	S Jaiquawn Jarrett	Re-Signed, Restricted Free Agent
29	DT Damon Harrison	Re-Signed, Restricted Free Agent

30 DL Leonard Williams Selected in the NFL Draft (1st)

## MAY 2015

1	WR Devin Smith	Selected in the NFL Draft (2nd)
	LB Lorenzo Mauldin	Selected in the NFL Draft (3rd)
	WR DeVier Posey	Acquired in Trade (HST)
2	OL Jarvis Harrison	Selected in the NFL Draft (5th)
	QB Bryce Petty	Selected in the NFL Draft (4th)
	DT Deon Simon	Selected in the NFL Draft (7th)
	RB Zac Stacy	Acquired in Trade (SL)
8	LB Deion Barnes	Signed, Undrafted Free Agent
	S Durell Eskridge	Signed, Undrafted Free Agent
	T Corey Hilliard	Retired
	LB Julian Howsare	Signed, Undrafted Free Agent
	LB Taiwan Jones	Signed, Undrafted Free Agent
	TE Chris Pantale	Waived
	S Demarkus Perkins	Signed, Undrafted Free Agent
	TE Wes Saxton	Signed, Undrafted Free Agent
	DL Davon Walls	Signed, Undrafted Free Agent
	DE Jordan Williams	Signed, Undrafted Free Agent
	LB Chris Young	Waived
	LB Mario Harvey	Released
11	FB J.C. Copeland	Signed, Free Agent
	CB Greg Henderson	Signed, Undrafted Free Agent
	S Demarkus Perkins	Waived
12	QB Jake Heaps	Signed, Undrafted Free Agent
	CB Greg Henderson	Waived
28	QB Matt Simms	Waived

## JUNE 2015

1	WR Jonathon Rumph	Signed, Undrafted Free Agent
11	T Sean Hooey	Waived
12	T Charles Brown	Signed, Free Agent
16	TE Steve Maneri	Signed, Free Agent
17	TE Zach Sudfeld	Placed on IR

## JULY 2015

2	DL Sheldon Richardson	Suspended
28	K Andrew Furney	Waived
	WR Austin Hill	Signed, Undrafted Free Agent

## AUGUST 2015

1	FB J.C. Copeland	Waived
2	WR Jarrod West	Signed, Undrafted Free Agent
4	WR Jarrod West	Waived
	WR Arthur Williams	Signed, Undrafted Free Agent
7	CB Keon Lyn	Signed, Free Agent
8	S Antonio Allen	Placed on IR
11	LB Ikemefuna Enemkpali	Waived
	CB Javier Arenas	Signed, Free Agent
17	WR Arthur Williams	Waived
18	TE Arthur Lynch	Claimed (MIA)
	P Jacob Schum	Waived
19	QB Matt Flynn	Signed, Free Agent
24	TE Matt LaCrosse	Signed, Free Agent

## AUGUST 2015 (CONTINUED)

25	TE Steve Maneri	Released
	LB Bryan Johnson	Signed, Free Agent
26	DL Davon Walls	Placed on IR

27	QB	Jake Heaps	Waived
	QB	Josh Johnson	Signed, Free Agent
30	CB	Javier Arenas	Released
	RT	James Brewer	Released
	CB	Curtis Brown	Released
	C	Dalton Freeman	Waived
	WR	T.J. Graham	Released
	WR	Saalim Hakim	Waived
	WR	Austin Hill	Waived
	LB	Bryan Johnson	Waived
	TE	Matt LaCosse	Waived
	CB	Keith Lewis	Waived
	WR	DeVier Posey	Released
	WR	Jonathon Rumph	Waived

## SEPTEMBER 2015

1	TE	Jace Amaro	Placed on IR
	DE	Kevin Vickerson	Placed on IR
2	CB	Dashaun Phillips	Placed on IR
5	WR	Shaquellle Evans	Waived
	WR	Chris Owusu	Waived
	WR	Walter Powell	Waived
	TE	Arthur Lynch	Waived
	TE	Wes Saxton	Waived
	RB	Daryl Richardson	Waived
	FB	Julian Howsare	Waived
	QB	Matt Flynn	Released
	QB	Josh Johnson	Released
	T	Charles Brown	Released
	OL	Wesley Johnson	Waived
	DE	Ronald Talley	Waived
	DE	Jordan Williams	Waived
	LB	Jason Babin	Released
	LB	Deion Barnes	Waived
	LB	Taiwan Jones	Waived
	LB	Joe Mays	Released
	CB	Keon Lyn	Waived
	S	Durell Eskridge	Waived
	CB	Dashaun Phillips	Waived from IR
	DE	Sheldon Richardson	Suspended by Commissioner
6	WR	Walter Powell	Signed, Practice Squad
	TE	Wes Saxton	Signed, Practice Squad
	FB	Julian Howsare	Signed, Practice Squad
	OL	Wesley Johnson	Signed, Practice Squad
	DE	Jordan Williams	Signed, Practice Squad
	LB	Deion Barnes	Signed, Practice Squad
	LB	Taiwan Jones	Signed, Practice Squad
	CB	Keon Lyn	Signed, Practice Squad
	WR	Chris Owusu	Signed, Free Agent
	S	Rontez Miles	Waived
	S	Ronald Martin	Claimed (SEA)
7	S	Rontez Miles	Signed, Practice Squad
8	DE	Mike Catapano	Signed, Practice Squad
15	LG	Oday Aboushi	Waived
16	DL	Kevin Vickerson	Released from IR
22	DE	Jordan Williams	Released from Practice Squad
	WR	Titus Davis	Signed, Practice Squad
28	S	Dion Bailey	Claimed (SEA)
	S	Ronald Martin	Waived
30	CB	Keon Lyn	Waived

NT	Deon Simon	Waived
S	Ronald Martin	Signed, Practice Squad

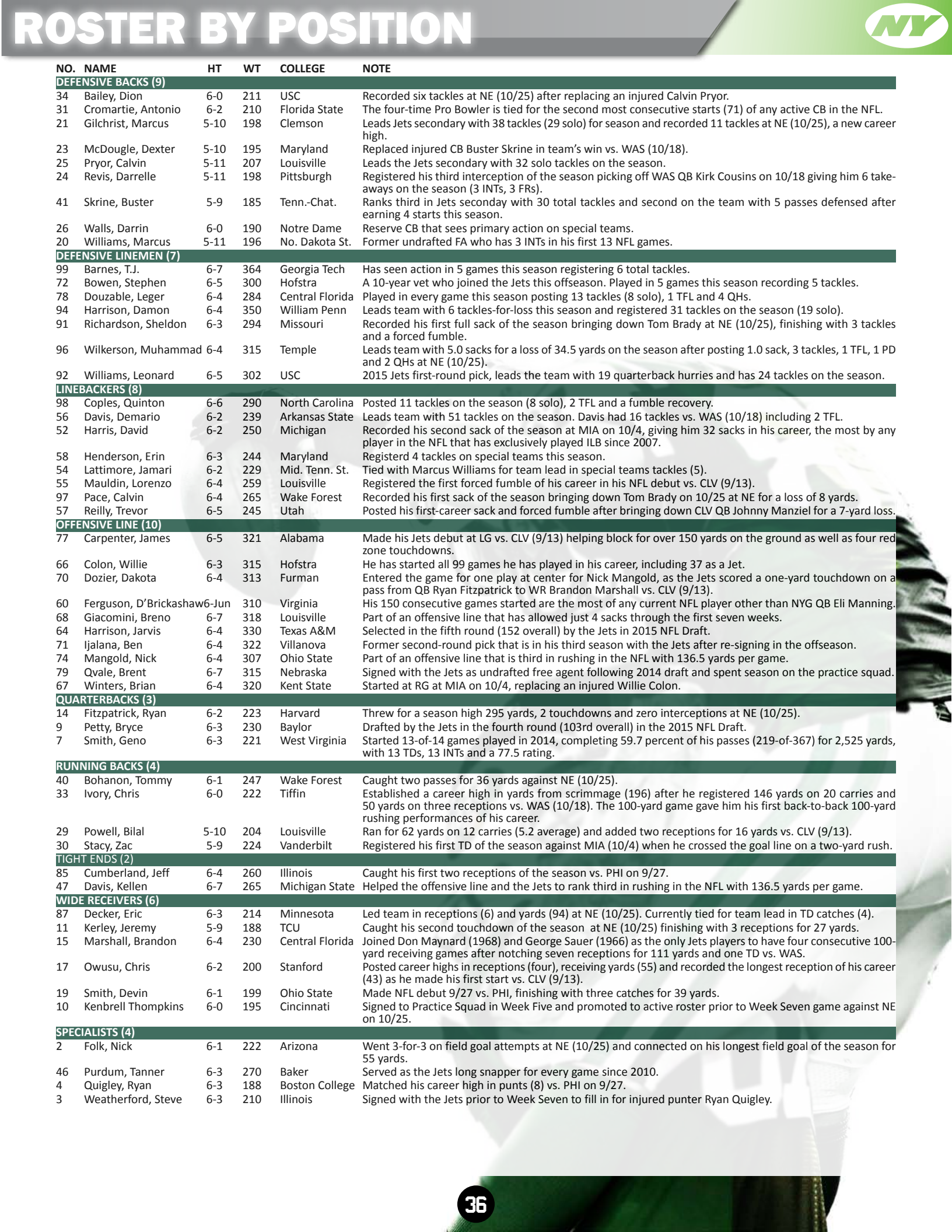
## OCTOBER 2015

1	TE	Wes Saxton	Signed, Active Roster
	NT	Deon Simon	Signed, Practice Squad
5	DT	Sheldon Richardson	Reinstated from Suspension
	WR	Walter Powell	Waived
	WR	Kenbrell Thompkins	Signed, Practice Squad
12	TE	Wes Saxton	Waived
14	WR	Titus Davis	Waived from Practice Squad
	TE	Wes Saxton	Signed, Practice Squad
19	WR	Quincy Enunwa	Suspended by Commissioner
20	WR	Kenbrell Thompkins	Signed to Active Roster
	CB	Jeremy Harris	Signed to Practice Squad
24	S	Jaiquawn Jarrett	Waived/Injured
	P	Steve Weatherford	Signed, Free Agent
26	S	Jaiquawn Jarrett	Placed on IR



# ROSTER BY EXPERIENCE

NO.	NAME	POS	HT	WT	AGE	EXP	COLLEGE	HOMETOWN	HOW ACQ.
<b>13TH SEASON (1)</b>									
97	PACE, CALVIN	LB	6-4	265	34	13	WAKE FOREST	DOUGLASVILLE, GA	UFA-08 (ARZ)
<b>11TH SEASON (1)</b>									
14	FITZPATRICK, RYAN	QB	6-2	223	32	11	HARVARD	GILBERT, AZ	T-15 (HST)
<b>10TH SEASON (7)</b>									
72	BOWEN, STEPHEN	DE	6-5	300	31	10	HOFSTRA	DIX HILLS, NY	FA-15
66	COLON, WILLIE	G	6-3	315	32	10	HOFSTRA	BRONX, NY	FA-13
31	CROMARTIE, ANTONIO	CB	6-2	210	31	10	FLORIDA STATE	TALLAHASSEE, FL	UFA-15 (ARZ)
60	FERGUSON, D'BRICKASHAW	T	6-6	310	31	10	VIRGINIA	FREEMONT, NY	D1A-06
74	MANGOLD, NICK	C	6-4	307	31	10	OHIO STATE	CENTERVILLE, OH	D1B-06
15	MARSHALL, BRANDON	WR	6-4	230	31	10	CENTRAL FLORIDA	WINTER PARK, FL	T-15 (CHI)
3	WEATHERFORD, STEVE	P	6-3	210	33	10	ILLINOIS	TERRE HAUTE, IN	FA-15
<b>NINTH SEASON (3)</b>									
2	FOLK, NICK	K	6-1	222	30	9	ARIZONA	HOLLYWOOD, CA	FA-10
52	HARRIS, DAVID	LB	6-2	250	31	9	MICHIGAN	GRAND RAPIDS, MI	D2-07
24	REVIS, DARRELLE	CB	5-11	198	30	9	PITTSBURGH	ALIQUIPPA, PA	UFA-15 (NE)
<b>EIGHTH SEASON (3)</b>									
47	DAVIS, KELLEN	TE	6-7	265	29	8	MICHIGAN STATE	ADRIAN, MI	UFA-15 (DET)
78	DOUZABLE, LEGER	DL	6-4	284	29	8	CENTRAL FLORIDA	TAMPA, FL	FA-13
68	GIACOMINI, BRENO	T	6-7	318	29	8	LOUISVILLE	CAMBRIDGE, MA	UFA-14 (SEA)
<b>SEVENTH SEASON (1)</b>									
58	HENDERSON, ERIN	LB	6-3	244	29	7	MARYLAND	ABERDEEN, MD	FA-15
<b>SIXTH SEASON (4)</b>									
85	CUMBERLAND, JEFF	TE	6-4	260	28	6	ILLINOIS	COLUMBUS, OH	FA-10
87	DECKER, ERIC	WR	6-3	214	28	6	MINNESOTA	COLD SPRING, MN	UFA-14 (DEN)
33	IVORY, CHRIS	RB	6-0	222	27	6	TIFFIN	LONGVIEW, TX	T-13 (NO)
46	PURDUM, TANNER	LS	6-3	270	31	6	BAKER	WACO, TX	FA-10
<b>FIFTH SEASON (9)</b>									
77	CARPENTER, JAMES	G	6-5	321	26	5	ALABAMA	AUGUSTA, GA	UFA-15 (SEA)
21	GILCHRIST, MARCUS	S	5-10	198	26	5	CLEMSON	HIGH POINT, NC	UFA-15 (SD)
71	IJALANA, BEN	T	6-4	322	26	5	VILLANOVA	NORTH BRUNSWICK, NJ	W-13 (IND)
11	KERLEY, JEREMY	WR	5-9	188	26	5	TCU	HUTTO, TX	D5-11
54	LATTIMORE, JAMARI	LB	6-2	229	26	5	MIDDLE TENNESSEE STATE	MIAMI, FL	UFA-15 (GB)
29	POWELL, BILAL	RB	5-10	204	26	5	LOUISVILLE	LAKELAND, FL	D4-11
41	SKRINE, BUSTER	CB	5-9	185	26	5	TENNESSEE-CHATTANOOGA	WOODSTOCK, GA	UFA-15 (CLV)
30	WALLS, DARRIN	CB	6-0	190	27	5	NOTRE DAME	PITTSBURGH, PA	FA-12
96	WILKERSON, MUHAMMAD	DL	6-4	315	25	5	TEMPLE	LINDEN, NJ	D1-11
<b>FOURTH SEASON (4)</b>									
98	COPLER, QUINTON	LB	6-6	290	25	4	NORTH CAROLINA	KINSTON, NC	D1-12
56	DAVIS, DEMARIO	LB	6-2	239	26	4	ARKANSAS STATE	BRANDON, MS	D3-12
94	HARRISON, DAMON	DL	6-4	350	26	4	WILLIAM PENN	LAKE CHARLES, LA	FA-12
17	OWUSU, CHRIS	WR	6-2	200	25	4	STANFORD	WESTLAKE VILLAGE, CA	FA-14
<b>THIRD SEASON (7)</b>									
40	BOHANON, TOMMY	FB	6-1	247	24	3	WAKE FOREST	NORTH FORT MYERS, FL	D7-13
4	QUIGLEY, RYAN	P	6-3	188	25	3	BOSTON COLLEGE	LITTLE RIVER, SC	FA-13
91	RICHARDSON, SHELDON	DE	6-3	294	24	3	MISSOURI	ST. LOUIS, MO	D1B-13
7	SMITH, GENO	QB	6-3	221	24	3	WEST VIRGINIA	MIAMI, FL	D2-13
38	STACY, ZAC	RB	5-9	224	24	3	VANDERBILT	CENTREVILLE, AL	T-15 (SL)
10	THOMPSON, KENBRELL	WR	6-0	195	27	3	CINCINNATI	MIAMI, FL	FA-15
67	WINTERS, BRIAN	G	6-4	320	24	3	KENT STATE	HUDSON, OH	D3-13
<b>SECOND SEASON (7)</b>									
34	BAILEY, DION	S	6-0	211	23	2	SOUTHERN CALIFORNIA	LAKEWOOD, CA	W-15 (SEA)
99	BARNES, T.J.	NT	6-7	364	25	2	GEORGIA TECH	ENTERPRISE, AL	FA-13
70	DOZIER, DAKOTA	OL	6-4	313	24	2	FURMAN	WEST COLUMBIA, SC	D4C-14
23	MCDUGGLE, DEXTER	CB	5-10	195	24	2	MARYLAND	FALMOUTH, VA	D3-14
25	PRYOR, CALVIN	S	5-11	207	23	2	LOUISVILLE	PORT ST. JOE, FL	D1-14
57	REILLY, TREVOR	LB	6-5	245	27	2	UTAH	VALLEY CENTER, CA	D7-14
20	WILLIAMS, MARCUS	CB	5-11	196	24	2	NORTH DAKOTA STATE	MINNEAPOLIS, MN	FA-14
<b>ROOKIE / FIRST YEAR (6)</b>									
64	HARRISON, JARVIS	OL	6-4	330	23	R	TEXAS A&M	NAVASOTA, TX	D5-15
55	MAULDIN, LORENZO	LB	6-4	259	22	R	LOUISVILLE	ATLANTA, GA	D3-15
9	PETTY, BRYCE	QB	6-3	230	24	R	BAYLOR	MIDLOTHIAN, TX	D4-15
79	QVALE, BRENT	T	6-7	315	24	1	NEBRASKA	WILLISTON, ND	FA-14
84	SMITH, DEVIN	WR	6-1	199	23	R	OHIO STATE	MASSILLON, OH	D2-15
62	WILLIAMS, LEONARD	DL	6-5	302	21	R	SOUTHERN CALIFORNIA	DAYTONA BEACH, FL	D1-15



# ROSTER BY POSITION

NO.	NAME	HT	WT	COLLEGE	NOTE
DEFENSIVE BACKS (9)					
34	Bailey, Dion	6-0	211	USC	Recorded six tackles at NE (10/25) after replacing an injured Calvin Pryor.
31	Cromartie, Antonio	6-2	210	Florida State	The four-time Pro Bowler is tied for the second most consecutive starts (71) of any active CB in the NFL.
21	Gilchrist, Marcus	5-10	198	Clemson	Leads Jets secondary with 38 tackles (29 solo) for season and recorded 11 tackles at NE (10/25), a new career high.
23	McDougle, Dexter	5-10	195	Maryland	Replaced injured CB Buster Skrine in team's win vs. WAS (10/18).
25	Pryor, Calvin	5-11	207	Louisville	Leads the Jets secondary with 32 solo tackles on the season.
24	Revis, Darrelle	5-11	198	Pittsburgh	Registered his third interception of the season picking off WAS QB Kirk Cousins on 10/18 giving him 6 take-aways on the season (3 INTs, 3 FRs).
41	Skrine, Buster	5-9	185	Tenn.-Chat.	Ranks third in Jets secondary with 30 total tackles and second on the team with 5 passes defended after earning 4 starts this season.
26	Walls, Darrin	6-0	190	Notre Dame	Reserve CB that sees primary action on special teams.
20	Williams, Marcus	5-11	196	No. Dakota St.	Former undrafted FA who has 3 INTs in his first 13 NFL games.
DEFENSIVE LINEMEN (7)					
99	Barnes, T.J.	6-7	364	Georgia Tech	Has seen action in 5 games this season registering 6 total tackles.
72	Bowen, Stephen	6-5	300	Hofstra	A 10-year vet who joined the Jets this offseason. Played in 5 games this season recording 5 tackles.
78	Douzable, Leger	6-4	284	Central Florida	Played in every game this season posting 13 tackles (8 solo), 1 TFL and 4 QHs.
94	Harrison, Damon	6-4	350	William Penn	Leads team with 6 tackles-for-loss this season and registered 31 tackles on the season (19 solo).
91	Richardson, Sheldon	6-3	294	Missouri	Recorded his first full sack of the season bringing down Tom Brady at NE (10/25), finishing with 3 tackles and a forced fumble.
96	Wilkerson, Muhammad	6-4	315	Temple	Leads team with 5.0 sacks for a loss of 34.5 yards on the season after posting 1.0 sack, 3 tackles, 1 TFL, 1 PD and 2 QHs at NE (10/25).
92	Williams, Leonard	6-5	302	USC	2015 Jets first-round pick, leads the team with 19 quarterback hurries and has 24 tackles on the season.
LINEBACKERS (8)					
98	Coples, Quinton	6-6	290	North Carolina	Posted 11 tackles on the season (8 solo), 2 TFL and a fumble recovery.
56	Davis, Demario	6-2	239	Arkansas State	Leads team with 51 tackles on the season. Davis had 16 tackles vs. WAS (10/18) including 2 TFL.
52	Harris, David	6-2	250	Michigan	Recorded his second sack of the season at MIA on 10/4, giving him 32 sacks in his career, the most by any player in the NFL that has exclusively played ILB since 2007.
58	Henderson, Erin	6-3	244	Maryland	Registered 4 tackles on special teams this season.
54	Lattimore, Jamari	6-2	229	Mid. Tenn. St.	Tied with Marcus Williams for team lead in special teams tackles (5).
55	Mauldin, Lorenzo	6-4	259	Louisville	Registered the first forced fumble of his career in his NFL debut vs. CLV (9/13).
97	Pace, Calvin	6-4	265	Wake Forest	Recorded his first sack of the season bringing down Tom Brady on 10/25 at NE for a loss of 8 yards.
57	Reilly, Trevor	6-5	245	Utah	Posted his first-career sack and forced fumble after bringing down CLV QB Johnny Manziel for a 7-yard loss.
OFFENSIVE LINE (10)					
77	Carpenter, James	6-5	321	Alabama	Made his Jets debut at LG vs. CLV (9/13) helping block for over 150 yards on the ground as well as four red zone touchdowns.
66	Colon, Willie	6-3	315	Hofstra	He has started all 99 games he has played in his career, including 37 as a Jet.
70	Dozier, Dakota	6-4	313	Furman	Entered the game for one play at center for Nick Mangold, as the Jets scored a one-yard touchdown on a pass from QB Ryan Fitzpatrick to WR Brandon Marshall vs. CLV (9/13).
60	Ferguson, D'Brickashaw	6-6	310	Virginia	His 150 consecutive games started are the most of any current NFL player other than NYG QB Eli Manning.
68	Giacomini, Breno	6-7	318	Louisville	Part of an offensive line that has allowed just 4 sacks through the first seven weeks.
64	Harrison, Jarvis	6-4	330	Texas A&M	Selected in the fifth round (152 overall) by the Jets in 2015 NFL Draft.
71	Ijalana, Ben	6-4	322	Villanova	Former second-round pick that is in his third season with the Jets after re-signing in the offseason.
74	Mangold, Nick	6-4	307	Ohio State	Part of an offensive line that is third in rushing in the NFL with 136.5 yards per game.
79	Qvale, Brent	6-7	315	Nebraska	Signed with the Jets as undrafted free agent following 2014 draft and spent season on the practice squad.
67	Winters, Brian	6-4	320	Kent State	Started at RG at MIA on 10/4, replacing an injured Willie Colon.
QUARTERBACKS (3)					
14	Fitzpatrick, Ryan	6-2	223	Harvard	Threw for a season high 295 yards, 2 touchdowns and zero interceptions at NE (10/25).
9	Petty, Bryce	6-3	230	Baylor	Drafted by the Jets in the fourth round (103rd overall) in the 2015 NFL Draft.
7	Smith, Geno	6-3	221	West Virginia	Started 13-of-14 games played in 2014, completing 59.7 percent of his passes (219-of-367) for 2,525 yards, with 13 TDs, 13 INTs and a 77.5 rating.
RUNNING BACKS (4)					
40	Bohanon, Tommy	6-1	247	Wake Forest	Caught two passes for 36 yards against NE (10/25).
33	Ivory, Chris	6-0	222	Tiffin	Established a career high in yards from scrimmage (196) after he registered 146 yards on 20 carries and 50 yards on three receptions vs. WAS (10/18). The 100-yard game gave him his first back-to-back 100-yard rushing performances of his career.
29	Powell, Bilal	5-10	204	Louisville	Ran for 62 yards on 12 carries (5.2 average) and added two receptions for 16 yards vs. CLV (9/13).
30	Stacy, Zac	5-9	224	Vanderbilt	Registered his first TD of the season against MIA (10/4) when he crossed the goal line on a two-yard rush.
TIGHT ENDS (2)					
85	Cumberland, Jeff	6-4	260	Illinois	Caught his first two receptions of the season vs. PHI on 9/27.
47	Davis, Kellen	6-7	265	Michigan State	Helped the offensive line and the Jets to rank third in rushing in the NFL with 136.5 yards per game.
WIDE RECEIVERS (6)					
87	Decker, Eric	6-3	214	Minnesota	Led team in receptions (6) and yards (94) at NE (10/25). Currently tied for team lead in TD catches (4).
11	Kerley, Jeremy	5-9	188	TCU	Caught his second touchdown of the season at NE (10/25) finishing with 3 receptions for 27 yards.
15	Marshall, Brandon	6-4	230	Central Florida	Joined Don Maynard (1968) and George Sauer (1966) as the only Jets players to have four consecutive 100-yard receiving games after notching seven receptions for 111 yards and one TD vs. WAS.
17	Owusu, Chris	6-2	200	Stanford	Posted career highs in receptions (four), receiving yards (55) and recorded the longest reception of his career (43) as he made his first start vs. CLV (9/13).
19	Smith, Devin	6-1	199	Ohio State	Made NFL debut 9/27 vs. PHI, finishing with three catches for 39 yards.
10	Kenbrell Thompson	6-0	195	Cincinnati	Signed to Practice Squad in Week Five and promoted to active roster prior to Week Seven game against NE on 10/25.
SPECIALISTS (4)					
2	Folk, Nick	6-1	222	Arizona	Went 3-for-3 on field goal attempts at NE (10/25) and connected on his longest field goal of the season for 55 yards.
46	Purdum, Tanner	6-3	270	Baker	Served as the Jets long snapper for every game since 2010.
4	Quigley, Ryan	6-3	188	Boston College	Matched his career high in punts (8) vs. PHI on 9/27.
3	Weatherford, Steve	6-3	210	Illinois	Signed with the Jets prior to Week Seven to fill in for injured punter Ryan Quigley.



# 2015 DEFENSIVE STATS

Player	Totals	Tackles	Assists	TFL	Sacks	Yards	QH	INT	Yards	PD	FF	FR	Yards
Demario Davis	51	31	20	3	-	-	6	-	-	4	-	1	0
David Harris	49	36	13	3	2.0	17.0	2	-	-	2	2	-	-
Marcus Gilchrist	38	29	9	-	-	-	1	2	0	4	-	-	-
Calvin Pryor	37	32	5	2	-	-	1	1	29	1	1	-	-
Damon Harrison	31	19	12	6	-	-	5	-	-	-	-	-	-
Buster Skrine	30	23	7	2	-	-	3	-	-	5	-	-	-
Muhammad Wilkerson	30	20	10	4	5.0	34.5	10	-	-	1	1	-	-
Leonard Williams	24	11	13	2	0.5	5.0	19	-	-	-	-	-	-
Antonio Cromartie	13	12	1	-	-	-	-	-	-	6	-	1	0
Leger Douzable	13	8	5	1	-	-	4	-	-	-	-	-	-
Darrelle Revis	13	11	2	-	-	-	-	3	6	3	-	3	18
Quinton Coples	11	8	3	2	-	-	3	-	-	-	-	1	0
Calvin Pace	11	4	7	1	1.0	8.0	3	-	-	2	-	-	-
Dion Bailey	10	9	1	-	-	-	-	-	-	1	-	-	-
T.J. Barnes	6	3	3	-	-	-	1	-	-	-	-	-	-
Sheldon Richardson	6	3	3	-	1.5	6.5	3	-	-	-	1	-	-
Marcus Williams	6	5	1	-	-	-	-	2	18	2	-	-	-
Stephen Bowen	5	3	2	1	-	-	1	-	-	-	-	-	-
Jaiquawn Jarrett	3	0	3	-	-	-	-	-	-	-	-	-	-
Trevor Reilly	2	2	0	1	1.0	7.0	1	-	-	-	1	-	-
Erin Henderson	1	0	1	-	-	-	-	-	-	-	-	-	-
Lorenzo Mauldin	1	1	0	-	-	-	1	-	-	-	1	-	-
Dexter McDougale	1	1	0	-	-	-	-	-	-	1	-	-	-
<b>Totals</b>	<b>392</b>	<b>271</b>	<b>121</b>	<b>28</b>	<b>11.0</b>	<b>78.0</b>	<b>64</b>	<b>8</b>	<b>53</b>	<b>32</b>	<b>7</b>	<b>6</b>	<b>18</b>

## SPECIAL TEAMS STATISTICS

Player	Totals	Tackles	Assists
Jamari Lattimore	5	4	1
Marcus Williams	5	3	2
Erin Henderson	4	3	1
Trevor Reilly	4	4	0
Lorenzo Mauldin	3	3	0
Dexter McDougale	3	3	0
Tommy Bohanon	2	0	2
Darrin Walls	2	2	0
Quincy Enunwa	1	1	0
Zac Stacy	1	1	0
Buster Skrine	1	1	0
<b>Totals</b>	<b>31</b>	<b>25</b>	<b>6</b>

*\*Press Box Stats used for Special Teams Stats*

## SPECIAL TEAMS BIG PLAYS

Touchdowns:	0
Blocked Punts:	0
Blocked Punt Returns:	0
Blocked Field Goals:	0
Blocked FG Returns:	0
Blocked Extra Point:	0
Forced Fumbles:	0
Fumble Recoveries:	0

**Key:** TFL = Tackles for Loss, QH = Quarterback Hurries; INT = Interception; FF = Forced Fumbles, FR = Fumble Recovery, PD = Pass Defensed; Italics = Player No Longer With Team, \* = Injured Reserve

# 2015 OFFENSIVE STATS



## Won 4, Lost 2

9/13/2015	W	31- 10	Cleveland Browns
9/21/2015	W	20- 7	at Indianapolis Colts
9/27/2015	L	17- 24	Philadelphia Eagles
10/4/2015	W	27- 14	at Miami Dolphins
10/18/2015	W	34- 20	Washington Redskins
10/25/2015	L	23- 30	at New England Patriots

	New York Jets	Opponent
<b>Total First Downs</b>	<b>127</b>	<b>101</b>
Rushing	42	25
Passing	74	64
Penalty	11	12
3rd Down: Made/Att	39/86	31/87
3rd Down Pct.	45.3%	35.6%
4th Down: Made/Att	0/1	3/9
4th Down Pct.	0.0%	33.3%
<b>Possession Avg.</b>	<b>32:30</b>	<b>27:30</b>
<b>Total Net Yards</b>	<b>2271</b>	<b>1699</b>
Avg. Per Game	378.5	283.2
Total Plays	406	377
Avg. Per Play	5.6	4.5
<b>Net Yards Rushing</b>	<b>819</b>	<b>429</b>
Avg. Per Game	136.5	71.5
Total Rushes	192	127
<b>Net Yards Passing</b>	<b>1452</b>	<b>1270</b>
Avg. Per Game	242.0	211.7
Sacked/Yards Lost	4/20	11/78
Gross Yards	1472	1348
Attempts/Completions	210/129	239/131
Completion Pct.	61.4%	54.8%
Had Intercepted	7	8
<b>Punts/Average</b>	<b>27/40.5</b>	<b>30/48.5</b>
<b>Net Punting Avg.</b>	<b>32.2</b>	<b>43.3</b>
<b>Penalties/Yards</b>	<b>37/370</b>	<b>44/347</b>
<b>Fumbles/Ball Lost</b>	<b>7/4</b>	<b>9/7</b>
<b>Touchdowns</b>	<b>17</b>	<b>12</b>
Rushing	6	2
Passing	11	8
Returns	0	2

Score By Periods	Q1	Q2	Q3	Q4	OT	Pts
Team	27	44	41	40	0	152
Opponents	13	54	3	35	0	105

Scoring	TD	Ru	Pa	Rt	PAT	FG	2Pt	Pts
N.Folk	0	0	0	0	17/17	11/14	0	50
C.Ivory	5	4	1	0	0/0	0/0	0	30
E.Decker	4	0	4	0	0/0	0/0	0	24
B.Marshall	4	0	4	0	0/0	0/0	0	24
J.Kerley	2	0	2	0	0/0	0/0	0	12
Z.Stacy	1	1	0	0	0/0	0/0	0	6
R.Fitzpatrick	1	1	0	0	0/0	0/0	0	6
<b>Team</b>	<b>17</b>	<b>6</b>	<b>11</b>	<b>0</b>	<b>17/17</b>	<b>11/14</b>	<b>0</b>	<b>152</b>
<b>Opponents</b>	<b>12</b>	<b>2</b>	<b>8</b>	<b>0</b>	<b>21/21</b>	<b>7/8</b>	<b>0</b>	<b>105</b>

2-Pt. Conversions: Team 0/ 0, Opponents: 0/ 0

Sacks: M.Wilkerson 5.0, D.Harris 2.0, S.Richardson 1.5, C.Pace 1.0, T.Reilly 1.0, L.Williams 0.5 **Team: 11.0, Opponents: 4.0**

Passing	Att	Cmp	Yds	Cmp%	Yds/Att	TD	TD%	Int	Int%	Long	Sack	Lost	Rating
R.Fitzpatrick	210	129	1472	61.4%	7.0	11	5.2%	7	3.3%	58	4/	20	86.1
<b>Team</b>	<b>210</b>	<b>129</b>	<b>1472</b>	<b>61.4%</b>	<b>7.0</b>	<b>11</b>	<b>5.2%</b>	<b>7</b>	<b>3.3%</b>	<b>58</b>	<b>4/</b>	<b>20</b>	<b>86.1</b>
<b>Opponents</b>	<b>239</b>	<b>131</b>	<b>1348</b>	<b>54.8%</b>	<b>5.6</b>	<b>8</b>	<b>3.3%</b>	<b>8</b>	<b>3.3%</b>	<b>54t</b>	<b>11/</b>	<b>78</b>	<b>68.5</b>

Rushing	No.	Yds	Avg	Long	TD
C.Ivory	100	501	5.0	54	4
B.Powell	38	129	3.4	23	0
R.Fitzpatrick	25	112	4.5	19	1
Z.Stacy	27	75	2.8	18	1
T.Bohanon	2	2	1.0	2	0
<b>Team</b>	<b>192</b>	<b>819</b>	<b>4.3</b>	<b>54</b>	<b>6</b>
<b>Opponents</b>	<b>127</b>	<b>429</b>	<b>3.4</b>	<b>27</b>	<b>2</b>

Receiving	No.	Yds	Avg	Long	TD
B.Marshall	41	578	14.1	58	4
E.Decker	24	333	13.9	35	4
B.Powell	15	89	5.9	13	0
J.Kerley	9	60	6.7	12	2
Q.Enunwa	8	94	11.8	27	0
C.Ivory	8	74	9.3	24	1
Z.Stacy	7	42	6.0	12	0
C.Owusu	6	80	13.3	43	0
D.Smith	6	60	10.0	16	0
J.Cumberland	3	26	8.7	16	0
T.Bohanon	2	36	18.0	23	0
<b>Team</b>	<b>129</b>	<b>1472</b>	<b>11.4</b>	<b>58</b>	<b>11</b>
<b>Opponents</b>	<b>131</b>	<b>1348</b>	<b>10.3</b>	<b>54t</b>	<b>8</b>

Interceptions	No.	Yds	Avg	Long	TD
D.Revis	3	6	2.0	6	0
M.Williams	2	18	9.0	18	0
M.Gilchrist	2	0	0.0	0	0
C.Pryor	1	29	29.0	29	0
<b>Team</b>	<b>8</b>	<b>53</b>	<b>6.6</b>	<b>29</b>	<b>0</b>
<b>Opponents</b>	<b>7</b>	<b>66</b>	<b>9.4</b>	<b>38</b>	<b>0</b>

Punting	No	Yds	Avg	Net	TB	In	Lg	B
R.Quigley	22	933	42.4	32.5	1	9	54	1
S.Weatherford	4	161	40.3	30.8	0	0	50	0
<b>Team</b>	<b>27</b>	<b>1094</b>	<b>40.5</b>	<b>32.2</b>	<b>1</b>	<b>9</b>	<b>54</b>	<b>1</b>
<b>Opponents</b>	<b>30</b>	<b>1454</b>	<b>48.5</b>	<b>43.3</b>	<b>0</b>	<b>9</b>	<b>61</b>	<b>0</b>

Punt Returns	Ret	FC	Yds	Avg	Long	TD
J.Kerley	17	10	154	9.1	22	0
<b>Team</b>	<b>17</b>	<b>10</b>	<b>154</b>	<b>9.1</b>	<b>22</b>	<b>0</b>
<b>Opponents</b>	<b>10</b>	<b>8</b>	<b>204</b>	<b>20.4</b>	<b>89t</b>	<b>1</b>

Kickoff Returns	No.	Yds	Avg	Long	TD
Z.Stacy	8	174	21.8	31	0
C.Owusu	2	58	29.0	30	0
K.Davis	1	13	13.0	13	0
T.Reilly	1	0	0.0	0	0
<b>Team</b>	<b>12</b>	<b>245</b>	<b>20.4</b>	<b>31</b>	<b>0</b>
<b>Opponents</b>	<b>20</b>	<b>455</b>	<b>22.8</b>	<b>32</b>	<b>0</b>

Field Goals	1-19	20-29	30-39	40-49	50+
N.Folk	0/ 0	2/ 2	5/ 5	2/ 5	2/ 2
<b>Team</b>	<b>0/ 0</b>	<b>2/ 2</b>	<b>5/ 5</b>	<b>2/ 5</b>	<b>2/ 2</b>
<b>Opponents</b>	<b>0/ 0</b>	<b>2/ 3</b>	<b>3/ 3</b>	<b>1/ 1</b>	<b>1/ 1</b>

**Folk:** (34G), (35G) 48WR (46), (53), (22) (48) 40WL, (35) (39) 49SH, (20) (30) (55)

**Opponents:** (26G), 29RU, (30), (54) (30), (38) (46) (24)

**Fumbles/Lost:** Decker 1/1 Fitzpatrick 2/1, Marshall 2/2 **Total: 4**  
Opponent Fumble Recoveries: D.Revis 3, Q.Coples 1, D.Davis 1, A.Cromartie 1, B.Marshall 1 **Total: 7**



What’s Inside...

2015 RECORDS .....	39
JETS SINGLE-GAME TEAM HIGHS & LOWS .....	40
JETS SINGLE-GAME INDIVIDUAL BESTS.....	40
TAKEAWAY-GIVEAWAY .....	41
GAME-BY-GAME TAKEAWAYS/GIVEAWAYS .....	41
BIG RUSHING PLAYS (Runs of 10 or more yards) .....	41
BIG PASSING PLAYS (Passes of 20 or more yards).....	41
OFFENSIVE DRIVE ENGINEERING.....	42
GOAL-TO-GO SITUATIONS.....	42
SCORING BY QUARTER.....	42

GAME-BY-GAME INACTIVES .....	42
LONGEST SCORING DRIVES.....	42
JETS DRIVES THAT PENETRATED THE OPPONENTS’ 20-YARD LINE.....	42
OPPONENTS’ DRIVES THAT PENETRATED THE JETS’ 20-YARD LINE.....	43
2015 BALL POSSESSION AND DRIVE CHART .....	43
GAME-BY-GAME FOURTH DOWNS .....	45
GAME-BY-GAME OFFENSIVE STARTERS .....	45

2015 RECORDS

Overall Record .....	4-2
Home.....	2-1
Away.....	2-1
When:	
Jets win coin toss.....	2-1
Jets lose coin toss .....	2-1
Scoring first.....	2-0
Opponent scores first .....	2-2
Leading at halftime .....	3-0
Tied at halftime.....	0-0
Trailing at halftime.....	1-2
Leading after three quarters.....	4-1
Tied after three quarters .....	0-0
Trailing after three quarters .....	0-1
Overtime .....	0-0
Scoring on first possession .....	1-0
Scoring touchdown on first possession .....	1-0
Scoring field goal on first possession.....	0-0
Scoring 10 or more points .....	4-2
Scoring 20 or more points .....	4-1
Scoring 30 or more points .....	2-0
Allowing 10 or fewer points .....	2-1
Allowing 20 or fewer points .....	4-0
Outcomes of 7 points or less.....	0-2
Outcomes of 3 points or less.....	0-0
Rushing 20 or more times .....	4-1
Rushing 30 or more times .....	3-0
Rushing 40 or more times .....	2-0
Time of possession 30:00 or more .....	4-2
Individual Jets 100-yard rusher .....	2-0
Individual Jets 100-yard receiver .....	3-1
Individual Jets 300-yard passer .....	0-0
Jets out-gain opposition .....	4-2
Jets out-rush opposition.....	4-1
Jets out-pass opposition.....	2-1
Opponent individual 100-yard rusher .....	0-1
Opponent individual 100-yard receiver.....	1-1
Opponent individual 300-yard passer .....	0-1

Surfaces:	
On grass.....	1-0
On artificial turf .....	3-2
Outdoors .....	3-2
Indoors .....	1-0
By Month:	
September.....	2-1
October .....	2-1
November.....	0-0
December.....	0-0
Against:	
AFC Opponents.....	3-1
AFC East.....	1-1
AFC North .....	1-0
AFC South .....	1-0
AFC West .....	0-0
NFC Opponents .....	1-1
NFC East .....	1-1
Jersey Color:	
Green Jerseys .....	0-0
White Jerseys.....	4-2
Time Of Game:	
Day .....	3-2
Night.....	1-0
Turnover Differential:	
Positive .....	3-0
Even .....	0-1
Negative .....	1-1

JETS SINGLE-GAME TEAM HIGHS & LOWS

	HIGH	LOW
<b>YARDS/FIRST DOWNS</b>		
Total Net Yards.....	474 .....vs. WAS 10/18 .....	323..... vs. PHI 9/27
Total Plays.....	75 .....vs. PHI 9/27 .....	60..... vs. CLV 9/13
First Downs.....	25 .....at NE 10/25 .....	18..... vs. CLV 9/13
<b>RUSHING</b>		
Rushing Yards .....	221 .....vs. WAS 10/18 .....	47..... vs. PHI 9/27
Rushing Attempts .....	43 ..... at MIA 10/4 .....	16..... vs. PHI 9/21
Average Gain/Rush.....	5.4 .....vs. WAS 10/18 .....	2.9..... vs. PHI 9/27
<b>PASSING</b>		
Net Passing Yards.....	283 .....at NE 10/25 .....	179..... vs. CLV 9/13
Pass Attempts .....	58 .....vs. PHI 9/27 .....	24..... vs. CLV 9/13
Pass Completions .....	35 .....vs. PHI 9/27 .....	15..... vs. CLV 9/13
Average Gain/Pass.....	9.7 ..... vs. WAS 10/18 .....	4.7..... vs. PHI 9/27
Interceptions Thrown .....	3 .....vs. PHI 9/27 .....	0..... at NE 10/25
Sacks Allowed .....	2 .....three times, last at NE 10/25 .....	0.....three times, last vs. WAS 10/18
<b>FUMBLES</b>		
Fumbles Lost .....	2 ..... vs. WAS 10/18.....	0 ..... three times, last at MIA 10/4
<b>PENALTIES</b>		
Penalties .....	14 ..... at MIA 10/4 .....	1.....vs. WAS 10/18
Yards Penalized.....	163 ..... at MIA 10/4 .....	5.....vs. WAS 10/18
<b>POINTS/TIME OF POSSESSION</b>		
Points.....	34 .....vs. WAS 10/18 .....	17..... vs. PHI 9/27
Touchdowns .....	4.....twice, last vs. WAS 10/18 .....	2 .....twice, last vs. PHI 9/27
Time of Possession .....	37:23 ..... at MIA 10/4 .....	28:20..... vs. CLV 9/13
<b>JETS SINGLE-GAME INDIVIDUAL BESTS</b>		
<b>RUSHING</b>		
Yards Rushing .....	166 .....	Chris Ivory at MIA 10/4
Rushing Attempts .....	29 .....	Chris Ivory at MIA 10/4
Longest Run.....	54 .....	Chris Ivory vs. WAS 10/18
Longest TD Run.....	18 .....	Ryan Fitzpatrick vs. WAS 10/18
<b>PASSING</b>		
Yards Passing (gross).....	295 .....	Ryan Fitzpatrick at NE 10/25
Passes Attempted .....	58 .....	Ryan Fitzpatrick vs. PHI 9/27
Passes Completed.....	35 .....	Ryan Fitzpatrick vs. PHI 9/27
TD Passes.....	2 .....	Ryan Fitzpatrick, five times, last at NE 10/25
<b>RECEIVING</b>		
Yards Receiving.....	128 .....	Brandon Marshall at MIA 10/4
Receptions .....	10 .....	Brandon Marshall vs. PHI 9/27
Longest Reception .....	58 .....	Brandon Marshall at MIA 10/4
Longest TD Pass .....	35 .....	Brandon Marshall vs. WAS 10/18
<b>SPECIAL TEAMS/DEFENSE</b>		
Longest Kick Return .....	31 .....	Zac Stacy vs. PHI 9/27
Longest Punt.....	54 .....	Ryan Quigley vs. PHI 9/27
Longest Punt Return .....	22 .....	Jeremy Kerley vs. WAS 10/18
Longest Field Goal .....	55 .....	Nick Folk at NE 10/25
Longest FG Att. ....	55 .....	Nick Folk at NE 10/25
Most Tackles .....	13 .....	Demario Davis vs. PHI 9/27
QB Sacks .....	2 .....	Muhammad Wilkerson at MIA 10/4
Pass Intercepted .....	2 .....	Marcus Williams and Darrelle Revis at MIA 10/4

OPPONENTS SINGLE-GAME TEAM HIGHS & LOWS

	HIGH	LOW
353 .....	at NE 10/25 .....	225 ..... vs. WAS 10/18
68 .....	vs. PHI 9/27 .....	58 .....at MIA 10/4
20 .....	at NE 10/25 .....	14 ..... vs. WAS 10/18
123 .....	vs. PHI 9/27 .....	16 ..... at NE 10/25
38 .....	vs. PHI 9/27 .....	9 ..... at NE 10/25
5.4 .....	at MIA 10/4 .....	1.8 ..... at NE 10/25
337 .....	at NE 10/25 .....	108 .....vs. PHI 9/27
54 .....	at NE 10/25 .....	28 .....vs. PHI 9/27
34 .....	at NE 10/25 .....	14 .....vs. PHI 9/27
6.8 .....	at IND 9/21 .....	3.6 .....at MIA 10/4
3 .....	at IND 9/21 .....	0 ..... twice, last at NE 10/25
3 .....	three times, last at NE 10/25 .....	0 .....at IND 9/21
4 .....	vs. CLV 9/13 .....	0 ..... three times, last at NE 10/25
12 .....	vs. CLV 9/13 .....	3 ..... vs. WAS 10/18
109 .....	vs. CLV 9/13 .....	15 ..... vs. WAS 10/18
30 .....	at NE 10/25 .....	7 .....at IND 9/21
3 .....	twice, last at NE 10/25 .....	1 .....twice, last at IND 9/21
31:40 .....	vs. CLV 9/13 .....	22:37 .....at MIA 10/4
<b>OPPONENTS SINGLE-GAME INDIVIDUAL BESTS</b>		
108 .....	Ryan Mathews, PHI 9/27	
25 .....	Ryan Mathews, PHI 9/27	
27 .....	Ryan Mathews, PHI 9/27	
1 .....	twice, last Tom Brady at NE 10/25	
355 .....	Tom Brady, at NE 10/25	
54 .....	Tom Brady, at NE 10/25	
34 .....	Tom Brady, at NE 10/25	
2 .....	twice, last Tom Brady, at NE 10/25	
122 .....	Donte Moncrief, IND 9/21	
11 .....	Rob Gronkowski, at NE 10/25	
54 .....	Travis Benjamin, CLV 9/13	
54 .....	Travis Benjamin, CLV 9/13	
32 .....	Jarvis Landry, at MIA 10/4	
61 .....	Andy Lee, CLV 9/13	
89 .....	Darren Sproles, PHI 9/27	
54 .....	Dustin Hopkins, WAS 10/18	
54 .....	Dustin Hopkins, WAS 10/18	
13 .....	Dashon Goldson, WAS 10/18	
1.0 .....	three times, last Jamie Collons and Chandler Jones, at NE 10/25	
1 .....	seven times, last Bashaud Breeland, WAS 10/18	



TAKEAWAY-GIVEAWAY

TAKEAWAYS: 15 resulting in 6 TD, 1 FG, 1 MFG, 4 Punts, 0 Blk Punt, 1 INT, 0 Fumble, 0 Half, 1 Game, 1 Downs = **45 Points**

GIVEAWAYS: 11 resulting in 2 TD, 3 FG, 0 MFG, 5 Punt, 0 Blk Punt, 0 INT, 1 Fumbles, 0 Half, 0 Games, 0 Downs = **23 Points**

GAME-BY-GAME TAKEAWAYS/GIVEAWAYS

TAKEAWAYS					GIVEAWAYS				
DATE	OPP.	INT	Fumbles	Total	INT	Fumbles	Total	Differential	W/L
09/13	CLV	1	4	5	1	0	1	+4	W
09/21	IND	3	2	5	1	0	1	+4	W
09/27	PHI	0	1	1	3	1	4	-3	L
10/4	MIA	2	0	2	1	0	1	+1	W
10/18	WAS	2	0	2	1	2	3	-1	W
10/25	NE	0	0	0	0	1	1	-1	L
TOTAL		8	7	15	7	4	11	+4	4-2

BIG RUSHING PLAYS (Runs of 10 or more yards)

	JETS (24)	OPPONENTS (11)
9/13 vs. CLV	11, Chris Ivory	13, Josh McCown
	10, Chris Ivory	14, Johnny Manziel
	19, Chris Ivory	
	12, Chris Ivory	
	21, Bilal Powell	
9/21 at IND	19, Chris Ivory	
	16, Chris Ivory	18, Frank Gore
	23, Bilal Powell	
9/27 vs. PHI	10, Bilal Powell	11, Ryan Mathews
		12, Darren Sproles
		13, Ryan Mathews
10/4 at MIA	12, Chris Ivory	13, Lamar Miller
	11, Chris Ivory	14, Jarvis Landry
	17, Chris Ivory	11, Lamar Miller
	11, Chris Ivory	15, Jarvis Landry
	19, Ryan Fitzpatrick	
	14, Ryan Fitzpatrick	
	24, Chris Ivory	
	11, Zac Stacy	
10/18 vs. WAS	54, Chris Ivory	
	11, Chris Ivory	
	18, Ryan Fitzpatrick	
	18, Zac Stacy	
	32, Chris Ivory	
	18, Chris Ivory	
10/25 at NE	11, Ryan Fitzpatrick	11, Tom Brady

BIG PASSING PLAYS (Passes of 20 or more yards)

	JETS (17)	OPPONENTS (15)
9/21 at IND	42, Brandon Marshall	30, Donte Moncrief
	20, Eric Decker	24, Donte Moncrief
	27, Quincy Enunwa	27, T.Y. Hilton
		25, Phillip Dorsett
		26, Donte Moncrief
9/27 vs. PHI	26, Quincy Enunwa	21, Zach Ertz
	20, Brandon Marshall	23, Ryan Mathews
10/4 at MIA	58, Brandon Marshall	20, Jarvis Landry
	22, Brandon Marshall	42, Kenny Stills
	26, Eric Decker	
10/18 vs. WAS	23, Chris Ivory	20, Derek Carrier
	35, Eric Decker	
	24, Chris Ivory	

..... 35, Brandon Marshall	
10/25 at NE..... 24, Eric Decker..... 23, Danny Amendola	
..... 23, Tommy Bohanon..... 26, Rob Gronkowski	
..... 23, Eric Decker..... 26, Scott Chandler	
..... 29, Brandon Marshall..... 27, Julian Edelman	
..... 23, Rob Gronkowski	
..... 21, Chris Owusu	

**Bold indicates TD**

## OFFENSIVE DRIVE ENGINEERING

	Drives	TD	FG	MFG	BLK FG	Punt	BLK Punt	FMBL	INT	DWNS	SFTY	HLF	GAME	END RG	PTS
Jets	76	16	11	3	0	26	1	4	7	1	0	2	3	0	145
Opp.	71	11	7	1	0	29	0	6	8	4	0	3	2	0	98

## GOAL-TO-GO SITUATIONS

	Drives	TD	FG	MFG	TD%	Score%	FMBL	INT	Downs	Punt	Half	Game	End RG	PTS
Jets	12	10	2	0	83.3%	100%	0	0	0	0	0	0	0	76
Opp.	14	5	3	0	35.7%	51.1%	0	1	1	0	0	0	0	44

## SCORING BY QUARTER

JETS									OPPONENTS					
Date	Opp.	W-L	1ST	2ND	3RD	4TH	OT	Total	1ST	2ND	3RD	4TH	OT	Total
09/13	vs. CLV	W	0	14	10	7	0	31	0	10	0	0	0	10
09/21	at IND	W	7	3	0	10	0	20	0	0	0	7	0	7
09/27	vs. PHI	L	0	7	0	10	0	17	3	21	0	0	0	24
10/4	at MIA	W	10	10	7	0	0	27	0	7	0	7	0	14
10/18	vs. WAS	W	7	3	17	7	0	34	7	6	0	7	0	20
10/25	at NE	L	3	7	7	6	0	23	3	10	3	14	0	30
<b>Totals</b>		<b>4-2</b>	<b>27</b>	<b>44</b>	<b>41</b>	<b>40</b>	<b>0</b>	<b>152</b>	<b>13</b>	<b>54</b>	<b>3</b>	<b>35</b>	<b>0</b>	<b>105</b>

## GAME-BY-GAME INACTIVES

vs. CLV (09/13)..... J.Harrison..... B.ljalana..... D.McDougle..... D. Simon..... D. Smith..... G. Smith..... Z. Stacy	
at IND (09/21)..... J.Harrison..... B.ljalana..... L.Mauldin..... D. Simon..... D. Smith..... G. Smith..... D. Walls	
vs. PHI (09/27)..... E. Decker..... J. Harrison..... B. ljalana..... C. Owusu..... T. Reilly..... D. Simon..... D. Walls	
at MIA (10/4)..... W. Colon..... J. Cumberland..... J. Harrison..... B. ljalana..... J. Lattimore..... C. Owusu..... D. Walls	
vs. WAS (10/18)..... S. Bowen..... J. Harrison..... B. ljalana..... J. Jarrett..... C. Owusu..... B. Petty..... M.Williams	
at NE (10/25)..... T. Barnes..... J. Harrison..... B. ljalana..... B. Petty..... B. Powell..... R. Quigley..... K.Thompkins	

## LONGEST DRIVES

JETS	PLAYS	YARDS	TIME
	16, vs. PHI 9/27 (TD)	87, twice last at NE 10/25 (TD)	8:11, vs. PHI 9/27 (TD)
OPPONENT	PLAYS	YARDS	TIME
	18, at IND 9/21 (Fumble)	91, at IND 9/21 (TD)	9:59, vs. CLV (Fumble)

## LONGEST SCORING DRIVES

JETS	PLAYS	YARDS	TIME
(FG)	15, at NE 10/25	78, at NE 10/25	6:01, vs. CLV 9/13
(TD)	16, vs. PHI 9/27	87, at NE 10/25	8:11, vs. PHI 9/27
OPPONENT	PLAYS	YARDS	TIME
(FG)	12, at NE 10/25	65, at NE 10/25	4:15, vs. PHI 9/27
(TD)	11, at NE 10/25	91, at IND 9/21	5:34, at NE 10/25

## JETS DRIVES THAT PENETRATED THE OPPONENTS' 20-YARD LINE

Opp.	Drives	Scores	Scoring%	TD	TD%	FG	INT	FUM	Blk FG	Miss FG	DWN	Half	Game	Points
9/13 vs. CLV	6	5	83.3%	4	66.6%	1	0	0	0	0	0	0	1	31
9/21 at IND	3	3	100%	2	66.6%	1	0	0	0	0	0	0	0	17
9/27 vs. PHI	2	2	100%	2	100%	0	0	0	0	0	0	0	0	14
10/4 at MIA	4	4	100%	3	75%	1	0	0	0	0	0	0	0	24
10/18 vs. WAS	4	4	100%	3	75%	1	0	0	0	0	0	0	0	24
10/25 at NE	4	4	100%	2	75%	2	0	0	0	0	0	0	0	20
<b>Totals</b>	<b>23</b>	<b>22</b>	<b>95.7%</b>	<b>16</b>	<b>69.6%</b>	<b>6</b>	<b>0</b>	<b>0</b>	<b>0</b>	<b>0</b>	<b>0</b>	<b>0</b>	<b>1</b>	<b>130</b>



## OPPONENTS' DRIVES THAT PENETRATED THE JETS' 20-YARD LINE

Opp.	Drives	Scores	Scoring%	TD	TD%	FG	INT	Fumbles	Blk FG	Missed FG	Downs	Half	Game	Points
9/13 vs. CLV	2	1	50%	0	0%	1	0	1	0	0	0	0	0	3
9/21 at IND	2	0	0%	0	0%	0	0	1	0	1	0	0	0	0
9/27 vs. PHI	2	2	100%	1	50%	1	0	0	0	0	0	0	0	10
10/4 at MIA	3	2	66.6%	2	66.6%	0	1	0	0	0	0	0	0	14
10/18 vs. WAS	3	2	66.6%	1	33.3%	1	0	0	0	0	1	0	0	10
10/25 at NE	5	5	100%	3	60%	2	0	0	0	0	0	0	0	27
<b>Totals</b>	<b>17</b>	<b>12</b>	<b>70.6%</b>	<b>7</b>	<b>41.2%</b>	<b>5</b>	<b>1</b>	<b>2</b>	<b>0</b>	<b>1</b>	<b>1</b>	<b>0</b>	<b>0</b>	<b>64</b>

## 2015 BALL POSSESSION AND DRIVE CHART

### CLEVELAND BROWNS 10 at NEW YORK JETS 31 (09/13/15)

#### CLEVELAND (31:40) AVERAGE—CLV 25

#### NEW YORK (28:20) AVERAGE—NYJ 45

BEGIN	TIME	PLAYS	YDS	PEN	NET	LAST	RESULT	BEGIN	TIME	PLAYS	YDS	PEN	NET	LAST	RESULT
CLV 9	9:59	17	90	0	90	*NYJ 14	FUM	NYJ 20	3:24	6	34	0	34	CLV 46	PUNT
CLV 45	3:14	5	70	-15	55	CLV 46	TD	NYJ 35	2:22	5	15	5	20	CLV 45	Downs
CLV 20	2:22	3	8	-10	-2	CLV 18	Punt	NYJ 20	1:08	4	43	0	43	CLV 37	INT
NYJ 35	3:08	8	33	-5	28	*NYJ 7	FG	CLV 9	0:12	2	19	-10	9	*CLV 10	TD
CLV 20	0:26	1	8	0	8	CLV 20	End of Half	NYJ 23	1:25	3	-20	0	-20	NYJ 3	PUNT
								NYJ 28	2:20	9	72	0	72	*CLV 15	TD
CLV 9	4:18	8	33	-5	28	CLV 37	INT	CLV 28	2:51	6	28	0	28	*CLV 1	TD
CLV 20	1:21	3	7	0	7	CLV 27	PUNT	NYJ 24	6:01	11	60	0	60	*CLV 16	FG
CLV 20	2:40	6	9	-5	4	CLV 24	FUM	CLV 19	2:11	4	19	0	19	*CLV 3	TD
CLV 20	1:30	5	32	0	32	NYJ 41	FUM	NYJ 48	1:33	3	0	0	0	NYJ 48	PUNT
CLV 20	2:42	8	31	0	31	NYJ 49	Downs	NYJ 49	4:53	8	40	0	40	*CLV 10	End of Game

\*= inside opponent's 20

### NEW YORK JETS 20 at INDIANAPOLIS COLTS 7 (09/21/15)

#### NEW YORK (31:48) AVERAGE—NYJ 33

#### INDIANAPOLIS (28:12) AVERAGE—IND 21

BEGIN	TIME	PLAYS	YDS	PEN	NET	LAST	RESULT	BEGIN	TIME	PLAYS	YDS	PEN	NET	LAST	RESULT
NYJ 20	3:29	5	33	5	38	IND 42	PUNT	IND 11	3:03	6	12	-2	10	IND 21	INT
IND 9	1:44	4	5	4	9	*IND 6	TD	IND 24	2:42	7	65	0	65	*NYJ 11	MFG
NYJ 20	1:05	3	-1	0	-1	NYJ 19	PUNT	IND 41	1:23	3	1	0	1	IND 42	PUNT
NYJ 8	2:58	6	56	-5	51	IND 41	PUNT	IND 6	1:38	3	4	-5	-1	IND 5	PUNT
NYJ 38	3:35	6	22	5	27	IND 35	INT	IND 20	1:20	3	9	0	9	IND 29	PUNT
NYJ 29	5:12	10	49	5	54	*IND 17	FG	IND 22	0:48	4	16	0	16	IND 34	FUM
IND 44	1:03	6	14	0	14	IND 30	MFG								
NYJ 10	1:31	3	6	0	6	NYJ 16	PUNT	IND 20	9:47	18	89	-10	79	*NYJ 1	FUM
								IND 49	0:50	3	2	0	2	NYJ 49	INT
NYJ 31	3:46	7	46	-15	31	IND 38	PUNT								
NYJ 20	3:47	7	75	5	80	*IND 15	TD	IND 9	3:59	8	101	-10	91	NYJ 26	TD
NYJ 38	3:38	8	39	-5	34	IND 28	FG	IND 8	1:45	4	21	15	36	IND 44	INT
								IND 20	0:57	3	23	0	23	IND 34	End of Game

\*= inside opponent's 20

### PHILADELPHIA EAGLES 24 at NEW YORK JETS 17 (09/27/15)

#### NEW YORK (31:49) AVERAGE—NYJ 32

#### PHILADELPHIA (28:11) AVERAGE—PHI 25

BEGIN	TIME	PLAYS	YDS	PEN	NET	LAST	RESULT	BEGIN	TIME	PLAYS	YDS	PEN	NET	LAST	RESULT
NYJ 18	2:37	3	14	-5	9	NYJ 27	PUNT	PHI 29	4:15	11	54	5	59	*NYJ 12	FG
NYJ 40	1:53	3	8	0	8	NYJ 48	PUNT	PHI 2	2:44	6	9	-2	7	PHI 9	PUNT
NYJ 37	2:57	6	13	0	13	50	PUNT								
NYJ 33	1:17	3	2	0	2	NYJ 35	PUNT	PHI 9	1:56	5	20	0	20	PHI 29	PUNT
NYJ 22	1:35	3	8	0	8	NYJ 30	PUNT	PHI 25	0:48	3	1	0	1	PHI 26	PUNT
NYJ 27	1:42	3	3	0	3	NYJ 30	PUNT	PHI 25	3:19	8	75	0	75	NYJ 23	TD
NYJ 28	0:19	1	15	0	15	NYJ 28	FUM	NYJ 36	2:27	7	21	15	36	*NYJ 1	TD
NYJ 21	2:05	9	79	0	79	*PHI 16	TD	PHI 23	0:06	1	-1	0	-1	PHI 23	End of Half
NYJ 12	1:56	6	31	0	31	NYJ 43	PUNT	PHI 20	2:05	4	9	18	27	PHI 47	PUNT
PHI 49	3:03	6	15	4	19	PHI 30	INT	PHI 10	0:46	3	5	0	5	PHI 15	PUNT
NYJ 30	1:31	3	-5	0	-5	NYJ 25	PUNT	PHI 20	1:16	3	2	0	2	PHI 22	PUNT
								PHI 30	1:35	3	5	0	5	PHI 35	PUNT

NYJ 19	8:11	16	81	0	81	*PHI 7	TD	PHI 20	2:14	4	21	0	21	PHI 44	FUM
PHI 41	0:55	3	11	0	11	PHI 30	INT	PHI 32	1:40	3	5	0	5	PHI 37	PUNT
NYJ 31	1:20	6	32	0	32	PHI 37	INT	PHI 18	0:26	3	2	0	2	PHI 20	PUNT
NYJ 49	0:28	5	16	0	16	PHI 35	FG	NYJ 48	2:34	5	3	-5	-2	NYJ 49	End of Game

\*= inside opponent's 20

## NEW YORK JETS 27 at MIAMI DOLPHINS 14 (10/04/15)

### NEW YORK (37:23) AVERAGE—NYJ 18

### MIAMI (22:37) AVERAGE—MIA 19

BEGIN	TIME	PLAYS	YDS	PEN	NET	LAST	RESULT	BEGIN	TIME	PLAYS	YDS	PEN	NET	LAST	RESULT
NYJ 27	1:25	3	73	0	73	*MIA 3	TD	MIA 19	2:46	5	15	-5	19	MIA 29	PUNT
NYJ 38	4:36	10	58	0	58	*MIA 4	FG	MIA 10	1:36	3	9	-5	4	MIA 14	PUNT
NYJ 24	2:37	3	9	-5	4	NYJ 28	PUNT	MIA 26	1:48	3	3	0	3	MIA 29	PUNT

NYJ 32	4:47	8	43	-5	38	MIA 30	FG	MIA 40	1:38	3	-1	0	-1	MIA 39	PUNT
NYJ 13	2:27	6	30	-5	25	NYJ 38	PUNT	MIA 12	1:40	3	30	58	88	*NYJ 8	TD
NYJ 25	2:26	9	70	5	75	*MIA 10	TD	MIA 24	1:41	3	9	0	9	MIA 33	PUNT
NYJ 9	0:05	1	-1	0	-1	NYJ 9	End of Half	MIA 30	0:28	3	0	0	0	MIA 30	PUNT

NYJ 22	4:35	9	78	0	78	*MIA 2	TD	MIA 16	3:01	6	39	0	39	NYJ 45	Downs
NYJ 45	2:54	6	22	10	32	MIA 23	MFG	MIA 31	1:05	4	0	28	28	NYJ 41	Downs
NYJ 41	1:10	3	6	-5	1	NYJ 42	INT	NYJ 43	1:30	3	-7	0	-7	50	PUNT

NYJ 11	4:47	6	26	-10	16	NYJ 27	PUNT	NYJ 37	0:57	4	37	0	37	*NYJ 10	TD
NYJ 20	2:00	3	4	-10	-6	NYJ 14	PUNT	NYJ 40	3:02	11	34	-3	31	*NYJ 9	INT
NYJ 35	1:50	5	10	0	10	NYJ 45	PUNT	MIA 16	1:25	7	58	0	58	NYJ 26	INT
NYJ 20	1:44	3	-3	0	-3	NYJ 18	End of Game								

\*= inside opponent's 20

## WASHINGTON REDSKINS 20 at NEW YORK JETS 34 (10/18/15)

### NEW YORK (32:39) AVERAGE—NYJ 31

### WASHINGTON (27:21) AVERAGE—WAS 29

BEGIN	TIME	PLAYS	YDS	PEN	NET	LAST	RESULT	BEGIN	TIME	PLAYS	YDS	PEN	NET	LAST	RESULT
NYJ 25	0:07	1	11	0	11	NYJ 25	FUM	WAS 13	1:39	3	9	0	9	WAS 22	PUNT
NYJ 17	6:01	11	83	0	83	*WAS 1	TD	NYJ 37	3:45	7	37	0	37	*NYJ 2	TD
								WAS 16	2:58	6	30	0	30	WAS 46	PUNT

NYJ 9	3:55	8	74	0	74	*WAS 17	FG	WAS 20	1:28	3	1	0	1	WAS 21	PUNT
NYJ 37	1:27	3	3	0	3	NYJ 40	PUNT	WAS 11	3:31	6	8	0	8	WAS 19	PUNT
NYJ 42	0:07	1	13	0	13	NYJ 42	FUM	WAS 45	2:45	7	19	0	19	NYJ 36	FG
NYJ 20	1:41	6	36	0	36	WAS 44	INT	WAS 48	0:34	6	40	0	40	*NYJ 12	FG
NYJ 33	0:02	0	0	0	0	NYJ 33	End of Half								

NYJ 32	4:00	7	47	0	47	WAS 21	FG	WAS 21	0:50	2	2	0	2	WAS 23	INT
WAS 18	0:08	1	18	0	18	*WAS 18	TD	WAS 23	1:13	3	5	0	5	WAS 28	PUNT
NYJ 24	2:56	6	76	0	76	WAS 35	TD	WAS 20	2:36	6	10	0	10	WAS 30	INT

NYJ 27	3:59	9	73	0	73	*WAS 2	TD	WAS 24	0:35	3	0	0	0	WAS 24	PUNT
NYJ 49	2:49	6	20	0	20	WAS 31	MFG	WAS 39	5:27	12	64	-5	59	*NYJ 2	DOWN
NYJ 2	1:28	3	4	0	4	NYJ 6	BP								
NYJ 34	3:59	8	16	5	21	WAS 44	End of Game								

\*= inside opponent's 20

## NEW YORK JETS 23 at NEW ENGLAND PATRIOTS 30 (10/25/15)

### NEW YORK (33:03) AVERAGE—NYJ 21

### NEW ENGLAND (26:57) AVERAGE—NE 26

BEGIN	TIME	PLAYS	YDS	PEN	NET	LAST	RESULT	BEGIN	TIME	PLAYS	YDS	PEN	NET	LAST	RESULT
NYJ 20	0:50	2	-4	0	-4	NYJ 16	FUM	NYJ 19	1:22	4	-1	0	-1	NYJ 20	FG
NYJ 20	5:19	15	73	5	78	NE 2	FG	NE 20	2:24	5	22	0	22	NE 42	PUNT

NYJ 17	7:35	14	87	-4	83	NE 5	TD	NE 39	0:56	3	7	0	7	NE 42	PUNT
NYJ 8	1:44	3	8	0	8	NYJ 16	PUNT	NYJ 47	3:26	11	47	0	47	NYJ 1	TD
NYJ 20	1:35	3	9	0	9	NYJ 29	PUNT	NE 41	2:49	7	41	-10	31	NYJ 28	FG
NYJ 19	1:48	3	-5	0	-5	NYJ 14	PUNT	NE 46	0:12	3	4	0	4	NYJ 46	End of Half

NYJ 20	7:03	13	80	0	80	NE 9	TD	NE 29	3:50	12	65	0	65	NYJ 6	FG
								NE 22	2:05	4	20	0	20	NE 42	PUNT

NYJ 17	4:12	9	48	23	71	NE 12	FG								
NYJ 30	1:44	4	16	0	16	NYJ 46	PUNT	NE 20	5:34	10	80	0	80	NYJ 8	TD
NYJ 20	0:55	6	48	-5	43	NE 37	FG	NE 32	4:19	10	68	0	68	NYJ 15	TD
NE 49	0:18	1	12	-5	7	NE 37	End of Game								

\*= inside opponent's 20



GAME-BY-GAME THIRD DOWNS

DATE	OPPONENT	JETS			OPPONENTS		
		MADE	ATT.	PCT.	MADE	ATT.	PCT.
9/13	vs. CLV	7	13	54%	8	16	50%
9/21	at IND	4	12	33%	6	14	43%
9/27	vs. PHI	7	17	41%	4	14	28%
10/4	at MIA	6	16	38%	0	12	0%
10/18	vs. WAS	7	14	50%	5	15	33%
10/25	at NE	8	14	57%	8	16	50%
TOTAL		39	86	45%	31	87	35%

GAME-BY-GAME FOURTH DOWNS

DATE	OPPONENT	JETS			OPPONENTS		
		MADE	ATT.	PCT.	MADE	ATT.	PCT.
9/13	vs. CLV	0	1	0.0%	1	2	50%
9/21	at IND	0	0	0.0%	0	0	0.0%
9/27	vs. PHI	0	0	0.0%	0	0	0.0%
10/4	at MIA	0	0	0.0%	0	4	0.0%
10/18	vs. WAS	0	0	0.0%	1	2	50%
10/25	at NE	0	0	0.0%	1	1	100%
TOTAL		0	1	0.0%	3	9	33.3%

GAME-BY-GAME OFFENSIVE STARTERS

Game	QB	RB	FB	TE	WR	WR	LT	LG	C	RG	RT
09/13 vs. CLV	Fitzpatrick	Ivory	Owusu (WR)	Cumberland	Decker	Marshall	Ferguson	Carpenter	Mangold	Colon	Giacomini
09/21 at IND	Fitzpatrick	Ivory	Bohanon	Owusu (WR)	Decker	Marshall	Ferguson	Carpenter	Mangold	Colon	Giacomini
09/27 vs. PHI	Fitzpatrick	Powell	Kerley (WR)	Cumberland	D. Smith	Marshall	Ferguson	Carpenter	Mangold	Colon	Giacomin
10/4 at MIA	Fitzpatrick	Ivory	Bohanon	Davis	D. Smith	Marshall	Ferguson	Carpenter	Mangold	Winters	Giacomini
10/18 vs. WAS	Fitzpatrick	Ivory	Enunwa (WR)	Cumberland	Decker	Marshall	Ferguson	Carpenter	Mangold	Colon	Giacomini
10/25 at NE	Fitzpatrick	Ivory	Bohanon	Cumberland	Decker	Marshall	Ferguson	Carpenter	Mangold	Colon	Giacomini

GAME-BY-GAME DEFENSIVE STARTERS

Game	END	NT	T	OLB	WILL	MIKE	OLB	CB	CB	S	S
09/13 vs. CLV	Wilkerson	Harrison	L. Williams	Coples	D.Davis	Harris	Pace	Revis	Cromartie	Pryor	Gilchrist
09/21 at IND	Wilkerson	Harrison	L. Williams	Coples	D.Davis	Harris	Pace	Revis	Cromartie	Pryor	Gilchrist
09/27 vs. PHI	Wilkerson	Harrison	L. Williams	Skrine (CB)	D.Davis	Harris	Pace	Revis	Cromartie	Pryor	Gilchrist
10/4 at MIA	Wilkerson	Harrison	L. Williams	Skrine (CB)	D. Davis	Harris	Douzable (DE)	Revis	Cromartie	Pryor	Gilchrist
10/18 vs. WAS	Wilkerson	Harrison	Richardson	Harris	D. Davis	Pace	L. Williams (DE)	Revis	Cromartie	Pryor	Gilchrist
10/25 at NE	Wilkerson	Harrison	Richardson	Pace	D. Davis	Harris	Skrine (DB)	Revis	Cromartie	Pryor	Gilchrist

GAME-BY-GAME STATISTICS

Game	First Downs				Offense			JETS OFFENSE							Net Rushing				Pen		Fum		T.O.P.
	T	R	P	PN	AT	YDS	AVG.	Net Passing					AT	YDS	AVG	TD	NO	YDS	NO	LST			
								A	C	I	YDS	TD									SK		
9/13 vs. CLV	18	9	9	0	60	333	5.6	24	15	1	179	2	0	36	154	4.3	2	4	30	1	0	28:20	
9/21 at IND	20	3	13	4	62	344	5.5	34	22	1	243	2	1	27	101	3.7	0	8	90	1	0	31:48	
9/27 vs. PHI	19	4	14	1	75	323	4.3	58	35	3	276	2	1	16	47	2.9	0	6	53	2	1	31:49	
10/4 at MIA	23	13	8	2	72	425	5.9	29	6	1	218	1	0	43	207	4.8	2	14	163	0	0	37:23	
10/18 vs. WAS	22	10	11	1	67	474	7.1	26	19	1	253	2	0	41	221	5.4	2	1	5	2	2	32:39	
10/25 at NE	25	3	19	3	70	372	5.3	39	22	0	283	2	2	29	89	3.1	0	4	29	1	1	33:03	
Total	127	42	74	11	406	2,271	5.6	210	129	7	1,452	11	4	192	819	4.3	6	37	370	7	4	32:30	

Game	First Downs				Offense			OPPONENTS							Net Rushing				Pen		Fum		T.O.P.
	T	R	P	PN	AT	YDS	AVG.	A	C	Net Passing			TD	SK	AT	YDS	AVG	TD	NO	YDS	NO	LST	
										I	YDS	TD											
9/13 vs. CLV	15	5	10	0	63	321	5.1	32	18	1	217	1	3	28	104	3.7	0	12	109	4	4	31:40	
9/21 at IND	17	4	11	2	61	343	5.6	37	21	3	250	1	0	24	93	3.9	0	11	84	2	2	28:12	
9/27 vs. PHI	18	8	6	4	67	231	3.4	28	14	0	108	1	1	38	123	3.2	1	5	21	1	1	28:11	
10/4 at MIA	17	4	8	5	58	226	3.9	44	19	2	167	2	3	11	59	5.4	0	9	80	1	0	22:37	
10/18 vs. WAS	14	1	12	1	62	225	3.6	44	25	2	191	1	1	17	34	2.0	0	3	15	0	0	27:21	
10/25 at NE	20	3	17	0	66	353	5.3	54	34	0	337	2	3	9	16	1.8	1	4	38	1	0	26:57	
Total	101	25	64	12	377	1,699	4.5	239	131	8	1,270	8	11	127	429	3.4	2	44	347	9	7	27:30	

# PLAYER PARTICIPATION



PLAYER	CLV	AT IND	PHI	AT MIA	WAS	AT NE	AT OAK	JAX	BUF	AT HST	MIA	AT NYG	TEN	AT DAL	NE	AT BUF	GP/GS/DNP/IA
ABOUSHI, ODAY	R/SUS	NWT	NWT	NWT	NWT	NWT											0/0/0/0
BAILEY, DION	NWT	NWT	NWT	X	X	X											2/0/0/0
BARNES, T.J.	X	X	X	X	X	IA											5/0/0/1
BOHANON, TOMMY	X	FB	X	FB	X	FB											6/2/0/0
BOWEN, STEPHEN	X	X	X	X	IA	X											5/0/0/1
CARPENTER, JAMES	LG	LG	LG	LG	LG	LG											6/6/0/0
COLON, WILLIE	RG	RG	RG	IA	RG	RG											5/5/0/1
COPLES, QUINTON	OLB	OLB	X	X	X	X											6/2/0/0
CROMARTIE, ANTONIO	CB	CB	CB	CB	CB	CB											6/6/0/0
CUMBERLAND, JEFF	TE	X	TE	IA	TE	TE											5/4/0/1
DAVIS, DEMARIO	ILB	ILB	ILB	ILB	ILB	ILB											6/6/0/0
DAVIS, KELLEN	X	X	X	TE	X	X											6/1/0/0
DECKER, ERIC	WR	WR	IA	X	WR	WR											5/3/0/1
DOUZABLE, LEGER	X	X	X	DE	X	X											6/1/0/0
DOZIER, DAKOTA	X	DNP	X	X	DNP	X											4/0/2/0
ENUNWA, QUINCY	X	X	X	X	WR	R/SUS											5/1/0/0
FERGUSON, D'BRICKASHAW	LT	LT	LT	LT	LT	LT											6/6/0/0
FITZPATRICK, RYAN	QB	QB	QB	QB	QB	QB											6/6/0/0
FOLK, NICK	K	K	K	K	K	K											6/0/0/0
GIACOMINI, BRENO	RT	RT	RT	RT	RT	RT											6/6/0/0
GILCHRIST, MARCUS	FS	FS	FS	FS	FS	FS											6/6/0/0
HARRIS, DAVID	ILB	ILB	ILB	ILB	ILB	ILB											6/6/0/0
HARRISON, DAMON	NT	NT	NT	NT	DT	NT											6/6/0/0
HARRISON, JARVIS	IA	IA	IA	IA	IA	IA											0/0/0/6
HENDERSON, ERIN	X	X	X	X	X	X											6/0/0/0
IJALANA, BEN	IA	IA	IA	IA	IA	IA											0/0/0/6
IVORY, CHRIS	RB	RB	DNP	RB	RB	RB											5/5/1/0
JARRETT, JAIQUAWN	X	X	X	X	IA	NWT											4/0/0/1
KERLEY, JEREMY	X	X	WR	X	X	X											6/1/0/0
LATTIMORE, JAMARI	X	X	X	IA	X	X											5/0/0/1
MANGOLD, NICK	C	C	C	C	C	C											6/6/0/0
MARSHALL, BRANDON	WR	WR	WR	WR	WR	WR											6/6/0/0
MARTIN, RONALD	X	X	X	PS	PS	PS											3/0/0/0
MAULDIN, LORENZO	X	IA	X	X	X	X											5/0/0/1
MCDUGGLE, DEXTER	IA	X	X	X	X	X											5/0/0/1
OWUSU, CHRIS	WR	WR	IA	IA	IA	X											3/2/0/3
PACE, CALVIN	OLB	OLB	OLB	X	OLB	OLB											6/5/0/0
PETTY, BRYCE	DNP	DNP	DNP	DNP	IA	IA											0/0/4/2
POWELL, BILAL	X	X	RB	X	X	IA											5/1/0/1
PRYOR, CALVIN	SS	SS	SS	SS	SS	SS											6/6/0/0
PURDUM, TANNER	LS	LS	LS	LS	LS	LS											5/0/0/0
QUIGLEY, RYAN	P	P	P	P	P	IA											5/0/0/1
QVALE, BRENT	X	X	X	X	X	X											6/0/0/0
REILLY, TREVOR	X	X	IA	X	X	X											5/0/0/1
REVIS, DARRELLE	CB	CB	CB	CB	CB	CB											6/6/0/0
RICHARDSON, SHELDON	R/SUS	R/SUS	R/SUS	R/SUS	DT	DE											2/2/0/0
SAXTON, WES	PS	PS	PS	X	PS	PS											1/0/0/0
SIMON, DEON	IA	IA	IA	PS	PS	PS											0/0/0/1
SKRINE, BUSTER	X	X	CB	CB	X	CB											6/3/0/0
SMITH, DEVIN	IA	IA	WR	WR	X	X											4/2/0/2
SMITH, GENO	IA	IA	DNP	DNP	DNP	DNP											0/0/4/2
STACY, ZAC	IA	X	X	X	X	X											5/0/0/1
THOMPSON, KENBRELL	NWT	NWT	NWT	NWT	PS	IA											0/0/0/1
WALLS, DARRIN	X	IA	IA	IA	X	X											3/0/0/3
WEATHERFORD, STEVE	NWT	NWT	NWT	NWT	NWT	P											1/0/0/0
WILKERSON, MUHAMMAD	DE	DE	DE	DE	DE	DE											6/6/0/0
WILLIAMS, LEONARD	DE	DE	DE	DE	DE	X											6/5/0/0
WILLIAMS, MARCUS	X	X	X	X	IA	X											5/0/0/1
WINTERS, BRIAN	X	X	X	RG	X	X											6/1/0/0

ITALICS = NO LONGER WITH 2015 TEAM

## KEY:

X - PLAYED; DNP - DID NOT PLAY; IA - INACTIVE; IR - INJURED RESERVE; NWT - NOT WITH TEAM; PUP - PHYSICALLY UNABLE TO PERFORM LIST; PS - PRACTICE SQUAD; R/SUS - RESERVE/SUSPENDED; R/RET - RESERVE RETIRED; EXPT - ON EXEMPT LIST



## OFFENSE

WR	15 Brandon Marshall	17 Chris Owusu	11 Jeremy Kerley
LT	60 D'Brickashaw Ferguson	71 Ben Ijalana	
LG	77 James Carpenter	70 Dakota Dozier	
C	74 Nick Mangold	70 Dakota Dozier	
RG	66 Willie Colon	67 Brian Winters	<u>64 Jarvis Harrison</u>
RT	68 Breno Giacomini	79 Brent Qvale	
TE	85 Jeff Cumberland	47 Kellen Davis	
WR	87 Eric Decker	<u>19 Devin Smith</u>	10 Kenbrell Thompson
QB	14 Ryan Fitzpatrick	7 Geno Smith	<u>9 Bryce Petty</u>
FB	40 Tommy Bohanon		
RB	33 Chris Ivory	29 Bilal Powell	30 Zac Stacy

## DEFENSE

DE	96 Muhammad Wilkerson	78 Leger Douzable	72 Stephen Bowen
NT	94 Damon Harrison	99 T.J. Barnes	
DE	<u>92 Leonard Williams</u>	91 Sheldon Richardson	
OLB	98 Quinton Coples	<u>55 Lorenzo Mauldin</u>	
ILB	56 Demario Davis	54 Jamari Lattimore	
ILB	52 David Harris	58 Erin Henderson	
OLB	97 Calvin Pace	57 Trevor Reilly	
CB	31 Antonio Cromartie	41 Buster Skrine	26 Darrin Walls
CB	24 Darrelle Revis	20 Marcus Williams	23 Dexter McDougle
SS	25 Calvin Pryor	34 Dion Bailey	
FS	21 Marcus Gilchrist		

## SPECIAL TEAMS

K	2 Nick Folk		
P	4 Ryan Quigley	3 Steve Weatherford	
H	4 Ryan Quigley	3 Steve Weatherford	
PR	11 Jeremy Kerley	87 Eric Decker	
KR	17 Chris Owusu	30 Zac Stacy	29 Bilal Powell
LS	46 Tanner Purdum		

Rookies are Underlined

NO.	NAME	POS	HT	WT	AGE	EXP	COLLEGE	HOMETOWN	HOW ACQ.
34	BAILEY, DION	S	6-0	211	23	2	SOUTHERN CALIFORNIA	LAKEWOOD, CA	W-15 (SEA)
99	BARNES, T.J.	NT	6-7	364	25	2	GEORGIA TECH	ENTERPRISE, AL	FA-13
40	BOHANON, TOMMY	FB	6-1	247	25	3	WAKE FOREST	NORTH FORT MYERS, FL	D7-13
72	BOWEN, STEPHEN	DE	6-5	300	31	10	HOFSTRA	DIX HILLS, NY	FA-15
77	CARPENTER, JAMES	LG	6-5	321	26	5	ALABAMA	AUGUSTA, GA	UFA-15 (SEA)
66	COLON, WILLIE	RG	6-3	315	32	10	HOFSTRA	BRONX, NY	FA-13
98	COPLES, QUINTON	OLB	6-6	290	25	4	NORTH CAROLINA	KINSTON, NC	D1-12
31	CROMARTIE, ANTONIO	CB	6-2	210	31	10	FLORIDA STATE	TALLAHASSEE, FL	UFA-15 (ARZ)
85	CUMBERLAND, JEFF	TE	6-4	260	28	6	ILLINOIS	COLUMBUS, OH	FA-10
56	DAVIS, DEMARIO	ILB	6-2	239	26	4	ARKANSAS STATE	BRANDON, MS	D3-12
47	DAVIS, KELLEN	TE	6-7	265	29	8	MICHIGAN STATE	ADRIAN, MI	UFA-15 (DET)
87	DECKER, ERIC	WR	6-3	214	28	6	MINNESOTA	COLD SPRING, MN	UFA-14 (DEN)
78	DOUZABLE, LEGER	DE	6-4	284	29	8	CENTRAL FLORIDA	TAMPA, FL	FA-13
70	DOZIER, DAKOTA	RG	6-4	313	24	2	FURMAN	WEST COLUMBIA, SC	D4C-14
60	FERGUSON, D'BRICKASHAW	LT	6-6	310	31	10	VIRGINIA	FREEPORT, NY	D1A-06
14	FITZPATRICK, RYAN	QB	6-2	223	32	11	HARVARD	GILBERT, AZ	T-15 (HST)
2	FOLK, NICK	K	6-1	222	30	9	ARIZONA	HOLLYWOOD, CA	FA-10
68	GIACOMINI, BRENO	RT	6-7	318	30	8	LOUISVILLE	CAMBRIDGE, MA	UFA-14 (SEA)
21	GILCHRIST, MARCUS	FS	5-10	198	26	5	CLEMSON	HIGH POINT, NC	UFA-15 (SD)
52	HARRIS, DAVID	ILB	6-2	250	31	9	MICHIGAN	GRAND RAPIDS, MI	D2-07
94	HARRISON, DAMON	NT	6-4	350	26	4	WILLIAM PENN	LAKE CHARLES, LA	FA-12
64	HARRISON, JARVIS	RG	6-4	330	23	R	TEXAS A&M	NAVASOTA, TX	D5-15
58	HENDERSON, ERIN	ILB	6-3	244	29	7	MARYLAND	ABERDEEN, MD	FA-15
71	IJALANA, BEN	LT	6-4	322	26	5	VILLANOVA	NORTH BRUNSWICK, NJ	W-13 (IND)
33	IVORY, CHRIS	RB	6-0	222	27	6	TIFFIN	LONGVIEW, TX	T-13 (NO)
11	KERLEY, JEREMY	WR	5-9	188	26	5	TCU	HUTTO, TX	D5-11
54	LATTIMORE, JAMARI	ILB	6-2	229	26	5	MIDDLE TENNESSEE STATE	MIAMI, FL	UFA-15 (GB)
74	MANGOLD, NICK	C	6-4	307	31	10	OHIO STATE	CENTERVILLE, OH	D1B-06
15	MARSHALL, BRANDON	WR	6-4	230	31	10	CENTRAL FLORIDA	WINTER PARK, FL	T-15 (CHI)
55	MAULDIN, LORENZO	OLB	6-4	259	22	R	LOUISVILLE	ATLANTA, GA	D3-15
23	MCDUGGLE, DEXTER	CB	5-10	195	24	2	MARYLAND	FALMOUTH, VA	D3-14
17	OWUSU, CHRIS	WR	6-2	200	25	4	STANFORD	WESTLAKE VILLAGE, CA	FA-14
97	PACE, CALVIN	OLB	6-4	265	34	13	WAKE FOREST	DOUGLASVILLE, GA	UFA-08 (ARZ)
9	PETTY, BRYCE	QB	6-3	230	24	R	BAYLOR	MIDLOTHIAN, TX	D4-15
29	POWELL, BILAL	RB	5-10	204	26	5	LOUISVILLE	LAKELAND, FL	D4-11
25	PRYOR, CALVIN	SS	5-11	207	23	2	LOUISVILLE	PORT ST. JOE, FL	D1-14
46	PURDUM, TANNER	LS	6-3	270	31	6	BAKER	WACO, TX	FA-10
4	QUIGLEY, RYAN	P	6-3	188	25	3	BOSTON COLLEGE	LITTLE RIVER, SC	FA-13
79	QVALE, BRENT	LG	6-7	315	24	1	NEBRASKA	WILLISTON, ND	FA-14
57	REILLY, TREVOR	OLB	6-5	245	27	2	UTAH	VALLEY CENTER, CA	D7-14
24	REVIS, DARRELLE	CB	5-11	198	30	9	PITTSBURGH	ALIQUIPPA, PA	UFA-15 (NE)
91	RICHARDSON, SHELDON	DE	6-3	294	24	3	MISSOURI	ST. LOUIS, MO	D1B-13
41	SKRINE, BUSTER	CB	5-9	185	26	5	TENNESSEE-CHATTANOOGA	WOODSTOCK, GA	UFA-15 (CLV)
19	SMITH, DEVIN	WR	6-1	199	23	R	OHIO STATE	MASSILLON, OH	D2-15
7	SMITH, GENO	QB	6-3	221	24	3	WEST VIRGINIA	MIAMI, FL	D2-13
30	STACY, ZAC	RB	5-9	224	24	3	VANDERBILT	CENTREVILLE, AL	T-15 (SL)
10	THOMPSON, KENBRELL	WR	6-0	195	27	3	CINCINNATI	MIAMI, FL	FA-15
26	WALLS, DARRIN	CB	6-0	190	27	5	NOTRE DAME	PITTSBURGH, PA	FA-12
3	WEATHERFORD, STEVE	P	6-3	210	33	10	ILLINOIS	TERRE HAUTE, IN	FA-15
96	WILKERSON, MUHAMMAD	DE	6-4	315	25	5	TEMPLE	LINDEN, NJ	D1-11
92	WILLIAMS, LEONARD	DE	6-5	302	21	R	SOUTHERN CALIFORNIA	DAYTONA BEACH, FL	D1-15
20	WILLIAMS, MARCUS	CB	5-11	196	24	2	NORTH DAKOTA STATE	MINNEAPOLIS, MN	FA-14
67	WINTERS, BRIAN	LG	6-4	320	24	3	KENT STATE	HUDSON, OH	D3-13

## ROSTER - 53

### PRACTICE SQUAD

50	BARNES, DEION	OLB	6-4	255	22	R	PENN STATE	PHILADELPHIA, PA	FA-15
53	CATAPANO, MIKE	DE	6-4	270	25	3	PRINCETON	CHAMINADE, NY	FA-15
32	HARRIS, JEREMY	CB	6-0	185	24	3	NEW MEXICO STATE	DORSEY, CA	FA-15
43	HOWSARE, JULIAN	FB/OLB	6-3	255	23	R	CLARION	ALTOONA, PA	FA-15
76	JOHNSON, WESLEY	LG	6-5	297	24	2	VANDERBILT	NASHVILLE, TN	W-14 (PIT)
49	JONES, TAIWAN	ILB	6-3	252	21	R	MICHIGAN STATE	NEW BALTIMORE, MI	FA-15
42	MARTIN, RONALD	S	6-2	220	22	R	LSU	PLAQUEMINE, LA	W-15 (SEA)
45	MILES, RONTEZ	SS	6-0	203	26	1	CALIFORNIA (PA)	BRADDOCK, PA	FA-13
86	SAXTON, WES	TE	6-4	235	22	R	SOUTH ALABAMA	HUEYTOWN, AL	FA-15
93	SIMON, DEON	NT	6-4	332	25	R	NORTHWESTERN STATE (LA)	BATON ROUGE, LA	D7-15

### RESERVE/PUP

22	RIDLEY, STEVAN	RB	5-11	220	26	5	LSU	NATCHEZ, MS	UFA-15 (NE)
----	----------------	----	------	-----	----	---	-----	-------------	-------------

### RESERVE/SUSPENDED

81	ENUNWA, QUINCY	WR	6-2	225	23	1	NEBRASKA	MORENO VALLEY, CA	D6B-14
----	----------------	----	-----	-----	----	---	----------	-------------------	--------

### RESERVE/INJURED - DESIGNATED TO RETURN

27	MILLINER, DEE	CB	6-0	201	24	3	ALABAMA	MILLBROOK, AL	D1A-13
----	---------------	----	-----	-----	----	---	---------	---------------	--------

### RESERVE/INJURED

39	ALLEN, ANTONIO	FS	6-1	210	27	4	SOUTH CAROLINA	OCALA, FL	D7A-12
88	AMARO, JACE	TE	6-5	265	23	2	TEXAS TECH	SAN ANTONIO, TX	D2-14
37	JARRETT, JAIQUAWN	SS	6-0	196	26	4	TEMPLE	BROOKLYN, NY	FA-12
44	SUDFELD, ZACH	TE	6-7	260	26	3	NEVADA	SANTA CRUZ, CA	W-13 (NE)



# NUMERICAL ROSTER

NO.	NAME	POS	HT	WT	AGE	EXP	COLLEGE	HOMETOWN	GP/GS/DNP/IA
2	NICK FOLK	K	6-1	222	30	9	ARIZONA	HOLLYWOOD, CA	6/0/0/0
3	STEVE WEATHERFORD	P	6-3	210	33	10	ILLINOIS	TERRE HAUTE, IN	1/0/0/0
4	RYAN QUIGLEY	P	6-3	188	25	3	BOSTON COLLEGE	LITTLE RIVER, SC	5/0/0/1
7	GENO SMITH	QB	6-3	221	24	3	WEST VIRGINIA	MIAMI, FL	0/0/4/2
9	BRYCE PETTY	QB	6-3	230	24	R	BAYLOR	MIDLOTHIAN, TX	0/0/4/2
10	KENBRELL THOMPSON	WR	6-0	195	27	3	CINCINNATI	MIAMI, FL	0/0/0/1
11	JEREMY KERLEY	WR	5-9	188	26	5	TCU	HUTTO, TX	6/1/0/0
14	RYAN FITZPATRICK	QB	6-2	223	32	11	HARVARD	GILBERT, AZ	6/6/0/0
15	BRANDON MARSHALL	WR	6-4	230	31	10	CENTRAL FLORIDA	WINTER PARK, FL	6/6/0/0
17	CHRIS OWUSU	WR	6-2	200	25	4	STANFORD	WESTLAKE VILLAGE, CA	3/2/0/3
19	DEVIN SMITH	WR	6-1	199	23	R	OHIO STATE	MASSILLON, OH	4/2/0/2
20	MARCUS WILLIAMS	CB	5-11	196	24	2	NORTH DAKOTA STATE	MINNEAPOLIS, MN	5/0/0/1
21	MARCUS GILCHRIST	FS	5-10	198	26	5	CLEMSON	HIGH POINT, NC	6/6/0/0
23	DEXTER MCDUGLE	CB	5-10	195	24	2	MARYLAND	FALMOUTH, VA	5/0/0/1
24	DARRELLE REVIS	CB	5-11	198	30	9	PITTSBURGH	ALIQUIPPA, PA	6/6/0/0
25	CALVIN PRYOR	SS	5-11	207	23	2	LOUISVILLE	PORT ST. JOE, FL	6/6/0/0
26	DARRIN WALLS	CB	6-0	190	27	5	NOTRE DAME	PITTSBURGH, PA	3/0/0/3
29	BILAL POWELL	RB	5-10	204	26	5	LOUISVILLE	LAKELAND, FL	5/1/0/1
30	ZAC STACY	RB	5-9	224	24	3	VANDERBILT	CENTREVILLE, AL	5/0/0/1
31	ANTONIO CROMARTIE	CB	6-2	210	31	10	FLORIDA STATE	TALLAHASSEE, FL	6/6/0/0
33	CHRIS IVORY	RB	6-0	222	27	6	TIFFIN	LONGVIEW, TX	5/5/1/0
34	DION BAILEY	S	6-0	211	23	2	SOUTHERN CALIFORNIA	LAKEWOOD, CA	3/0/0/0
40	TOMMY BOHANON	FB	6-1	247	25	3	WAKE FOREST	NORTH FORT MYERS, FL	6/3/0/0
41	BUSTER SKRINE	CB	5-9	185	26	5	TENNESSEE-CHATTANOOGA	WOODSTOCK, GA	6/3/0/0
46	TANNER PURDUM	LS	6-3	270	31	6	BAKER	WACO, TX	6/0/0/0
47	KELLEN DAVIS	TE	6-7	265	29	8	MICHIGAN STATE	ADRIAN, MI	6/1/0/0
52	DAVID HARRIS	ILB	6-2	250	31	9	MICHIGAN	GRAND RAPIDS, MI	6/6/0/0
54	JAMARI LATTIMORE	ILB	6-2	229	26	5	MIDDLE TENNESSEE STATE	MIAMI, FL	5/0/0/1
55	LORENZO MAULDIN	OLB	6-4	259	22	R	LOUISVILLE	ATLANTA, GA	5/0/0/1
56	DEMARIO DAVIS	ILB	6-2	239	26	4	ARKANSAS STATE	BRANDON, MS	6/6/0/0
57	TREVOR REILLY	OLB	6-5	245	27	2	UTAH	VALLEY CENTER, CA	5/0/0/1
58	ERIN HENDERSON	ILB	6-3	244	29	7	MARYLAND	ABERDEEN, MD	6/0/0/0
60	D'BRICKASHAW FERGUSON	LT	6-6	310	31	10	VIRGINIA	FREEPORT, NY	6/6/0/0
64	JARVIS HARRISON	RG	6-4	330	23	R	TEXAS A&M	NAVASOTA, TX	0/0/0/6
66	WILLIE COLON	RG	6-3	315	32	10	HOFSTRA	BRONX, NY	5/5/0/1
67	BRIAN WINTERS	LG	6-4	320	24	3	KENT STATE	HUDSON, OH	6/1/0/0
68	BRENO GIACOMINI	RT	6-7	318	30	8	LOUISVILLE	CAMBRIDGE, MA	6/6/0/0
70	DAKOTA DOZIER	RG	6-4	313	24	2	FURMAN	WEST COLUMBIA, SC	4/0/2/0
71	BEN IJALANA	LT	6-4	322	26	5	VILLANOVA	NORTH BRUNSWICK, NJ	0/0/0/6
72	STEPHEN BOWEN	DE	6-5	300	31	10	HOFSTRA	DIX HILLS, NY	5/0/0/1
74	NICK MANGOLD	C	6-4	307	31	10	OHIO STATE	CENTERVILLE, OH	6/6/0/0
77	JAMES CARPENTER	LG	6-5	321	26	5	ALABAMA	AUGUSTA, GA	6/6/0/0
78	LEGER DOUZABLE	DE	6-4	284	29	8	CENTRAL FLORIDA	TAMPA, FL	6/1/0/0
79	BRENT QVALE	LG	6-7	315	24	1	NEBRASKA	WILLISTON, ND	6/0/0/0
85	JEFF CUMBERLAND	TE	6-4	260	28	6	ILLINOIS	COLUMBUS, OH	5/4/0/1
87	ERIC DECKER	WR	6-3	214	28	6	MINNESOTA	COLD SPRING, MN	5/4/0/1
91	SHELDON RICHARDSON	DE	6-3	294	24	3	MISSOURI	ST. LOUIS, MO	2/2/0/0
92	LEONARD WILLIAMS	DE	6-5	302	21	R	SOUTHERN CALIFORNIA	DAYTONA BEACH, FL	6/5/0/0
94	DAMON HARRISON	NT	6-4	350	26	4	WILLIAM PENN	LAKE CHARLES, LA	6/6/0/0
96	MUHAMMAD WILKERSON	DE	6-4	315	25	5	TEMPLE	LINDEN, NJ	6/6/0/0
97	CALVIN PACE	OLB	6-4	265	34	13	WAKE FOREST	DOUGLASVILLE, GA	6/5/0/0
98	QUINTON COPLES	OLB	6-6	290	25	4	NORTH CAROLINA	KINSTON, NC	6/2/0/0
99	T.J. BARNES	NT	6-7	364	25	2	GEORGIA TECH	ENTERPRISE, AL	5/0/0/1

## ROSTER - 53

### PRACTICE SQUAD

32	JEREMY HARRIS	CB	6-0	185	24	3	NEW MEXICO STATE	DORSEY, CA	0/0/0/0
42	RONALD MARTIN	S	6-2	220	22	R	LSU	PLAQUEMINE, LA	3/0/0/0
43	JULIAN HOWSARE	FB/OLB	6-3	255	23	R	CLARION	ALTOONA, PA	0/0/0/0
45	MILES, RONTEZ	SS	6-0	203	26	1	CALIFORNIA (PA)	BRADDOCK, PA	0/0/0/0
49	TAIWAN JONES	ILB	6-3	252	21	R	MICHIGAN STATE	NEW BALTIMORE, MI	0/0/0/0
50	DEION BARNES	OLB	6-4	255	22	R	PENN STATE	PHILADELPHIA, PA	0/0/0/0
53	CATAPANO, MIKE	DE	6-4	270	25	2	PRINCETON	CHAMINADE, NY	0/0/0/0
76	WESLEY JOHNSON	LG	6-5	297	24	2	VANDERBILT	NASHVILLE, TN	0/0/0/0
86	WES SAXTON	TE	6-4	235	22	R	SOUTH ALABAMA	HUEYTOWN, AL	1/0/0/0
93	DEON SIMON	NT	6-4	332	25	R	NORTHWESTERN STATE (LA)	BATON ROUGE, LA	0/0/0/3

### RESERVE/PUP

22	STEVAN RIDLEY	RB	5-11	220	26	5	LSU	NATCHEZ, MS	0/0/0/0
----	---------------	----	------	-----	----	---	-----	-------------	---------

### RESERVE/SUSPENDED

81	QUINCY ENUNWA	WR	6-2	225	23	1	NEBRASKA	MORENO VALLEY, CA	3/0/0/0
----	---------------	----	-----	-----	----	---	----------	-------------------	---------

### RESERVE/INJURED - DESIGNATED TO RETURN

27	DEE MILLINER	CB	6-0	201	24	3	ALABAMA	MILLBROOK, AL	0/0/0/0
----	--------------	----	-----	-----	----	---	---------	---------------	---------

### RESERVE/INJURED

37	JAIQUAWN JARRETT	SS	6-0	196	26	4	TEMPLE	BROOKLYN, NY	4/0/0/0
39	ANTONIO ALLEN	FS	6-1	210	27	4	SOUTH CAROLINA	OCALA, FL	0/0/0/0
44	ZACH SUDFELD	TE	6-7	260	26	3	NEVADA	SANTA CRUZ, CA	0/0/0/0
88	JACE AMARO	TE	6-5	265	23	2	TEXAS TECH	SAN ANTONIO, TX	0/0/0/0