



2018

COMMITMENT TO EXCELLENCE

AL DAVIS

July 4, 1929 – Oct. 8, 2011

Al Davis, a true legend, was a maverick, a giant among giants, a star among stars, a hero, a mentor and a friend.

When Davis passed away during the 2011 season, football lost an innovator, a pioneer with a deep love and passion for the game, a man who most assuredly will never be forgotten or duplicated. A Pro Football Hall of Famer who arguably did more to change the game than any other individual, Davis was honored the day after his passing with a moment of silence at every NFL stadium.

At one of those venues, Houston's Reliant Stadium, Davis' players took the field without his guidance for the first time in 17,710 days. And in one of so many franchise games for the ages, this comeback featuring key contributions from three of his first-round draft choices, the Raiders that day honored Davis by doing what he cared about most – they won.

"Just win," Davis once said. "Play hard. Try not to make mistakes, but don't worry about mistakes because there's only one thing that counts: Just win."

Before that win in Houston, Davis' death spawned an overwhelming outpouring of statements from football executives, coaches and players, past and present. A clear common thread in those expressions of remembrance was that anyone with any level of affinity for football should acknowledge that the game would not be what it is without Davis.

That's not just because Davis held the titles of general manager, head coach, league commissioner and principal owner, and led the Raiders to more wins than any other team. The game would not be what it is because, through his unyielding efforts to build the finest franchise in sports, Davis broke social barriers, creating opportunities for countless individuals, and cared selflessly about people, treating them the way they wanted to be treated. No one has had a more profound and lasting impact on pro football.

SEEDS OF GENIUS

Had Davis remained in coaching, fellow innovator Bill Walsh once theorized, Davis would be considered one of the greatest coaches of all-time.


On Jan. 15, 1963, the American Football League Raiders made a 33-year-old Davis the youngest general manager and head coach in pro history. And before the budding genius called his first play, Davis took complete control over all phases of the franchise, including changing Oakland's uniform colors to silver and black, to resemble the great Army teams he had idolized during the 1940s, and re-branded the Raiders into an image that is today instantly recognized worldwide.

"If there's anything that we've done that I'm particularly proud of," Davis recalled later in his life, "I would have to say the perpetuation of the greatness of the Raiders; to take a professional football team and give it a distinct characteristic, that's different from all others."

That characteristic in his first season on the Raiders sideline became forever linked to winning. Davis earned Coach of the Year honors after leading the Raiders, 1-13 the season before, to the most significant year-to-year improvement in pro football history, a 10-4 mark. Although he sacrificed his coaching career to become AFL Commissioner following the 1965 season, the profession always remained important to him, partly because it served as the foundation for his contributions to football.

That foundation was first poured in his hometown, the borough of Brooklyn, N.Y., where he played basketball and learned some of his unshakeable principles under Coach Al Badain at Erasmus Hall High School.

Davis graduated with a degree in English literature from Syracuse University, which later honored him with a Letterman of Distinction award, and shortly after, in 1950, launched his career as line coach at Adelphi College.



After entering the Army in 1952, Davis served as head football coach at Ft. Belvoir, Va. There, he molded a national power, finishing with a win over Maryland, the reigning national champion.

Davis worked in the player personnel office of the Baltimore Colts for one year (1954), then spent two seasons (1955-56) as line coach and chief recruiter at The Citadel, before becoming in 1957 the University of Southern California's line coach.

His next job didn't take him very far, moving across town from USC to the Los Angeles Chargers of the new AFL, but the move to pro football was a major step. Hired by Sid Gillman in 1960 as the Chargers' offensive ends coach, Davis helped the team to a pair of division titles in just three years.

That rise gave Davis the opportunity to lead his own team in 1963. Several factors influenced his head-coach blueprints. In addition to his coaching career, the precision of the Black Knights of the Hudson, their quickness and explosion with Doc Blanchard and Glenn Davis, left an indelible impression on Davis growing up. He also took several chapters from another sport.

"As a young guy," he said, "I had a dream that someday I would build the finest organization in professional sports. I had a lot of thoughts on how I would do it. I had the inspiration of two great organizations when I was growing up.

"The Yankees to me personified the size of the players, power, the home run, and intimidation and fear. Very important characteristics to me of what I thought a great team and a great organization should have. The Dodgers, under Branch Rickey, were totally different in my mind. They represented speed. They represented development of players, a way of playing the game, the Dodger way of playing the game. And I always thought that someone intelligent could take all the qualities, the great qualities of both, and put them together and use them."

In addition to those qualities, he also instilled in the Raiders tenets that were all his own, and in the process, he revolutionized pro football.

Offensively, Davis created the vertical game, now known as stretching the field.

"When we came out of the huddle," he remembered about his Raiders, "we weren't looking for first downs. We didn't want to move the chains. We wanted touchdowns. We wanted the big play, the quick strike. It's No. 1 to say that you want to do that, it's No. 2 to say that you have the players to do it, but it's No. 3 to do it. Do it on first down of any football game, on that defense that you're playing against. For those cornerbacks that play out there on the corners, to know that the Raiders are coming at you, they're coming at you on top, they've got the speed to do it, and they will do it. It's like having the bomb and being willing to drop it. The adage that goes around in professional football, and I hear everyone say it, 'Take what they give you.' That all sounds good to everybody, but I always went the other way: We're going to take what we want."

On the other side of the line, Davis also wanted to attack, to put pressure on the pocket, and do more than just disrupt the offense physically.

"I do believe that this is a game, psychologically, of intimidation and of fear. I don't mean cowardly fear, but fear. I think this: That somewhere within the first five to 10 plays of the game that the other team's quarterback must go down, and he must go down hard. That alone sets the tempo for a game."

Once that tempo was established, taking a cue from college basketball, Davis was the first to utilize his cornerbacks in a bump-and-run principle.

"We used to call it the press. We got the idea from John Wooden, when he had his great zone press, with his great basketball teams, where they picked you up as soon as you took the ball out, and they pressured you. And we got the idea and called it press. And then I think Don Shula started calling it bump-and-run, so we changed to bump-and-run."



Davis' vision to see where the game was headed, or to pave a new road to winning, led future successful coaches like Bill Parcells and Bill Belichick to regard Davis as the NFL's most intelligent individual.

From 1963-2002, the Raiders dominated pro football, posting the game's best cumulative won-loss record. Earning the moniker "Team of the Decades," the franchise posted 17 winning seasons over an 18-year stretch from 1963-80. The Raiders then posted 11 more winning campaigns from 1982-2002, including double-digit wins in 1983, 1984, 1985, 1990, 1993, 2000, 2001 and 2002. All told under Davis, the Raiders won four league championships – Super Bowls XI, XV and XVIII and the 1967 AFL title.

FROM HEAD COACH TO COMMISSIONER, TO MERGER

Persuaded by American Football League owners who viewed him as the perfect person to lead their battle against the established NFL, Davis reluctantly became league commissioner on April 8, 1966. Remarkably, Davis would spend less than 16 weeks in that role, but the shots his administration fired during that short period still reverberate today.

For the first half of the 1960s, the AFL and NFL fought a tenacious fight for college talent, but they battled with a significant unwritten rule that veterans were off limits. A little more than a month after Davis took office, the NFL's New York Giants violated that rule, signing veteran Buffalo kicker Pete Gogolak. As longtime Raiders executive Al LoCasale remembered, the NFL took a shot with a revolver and Davis shot back using a machine gun. Davis passionately and strategically convinced AFL owners to go after established NFL stars. In a short period, the AFL had signed many of the NFL's veteran playmakers, including the NFL's leading passer John Brodie, and Roman Gabriel from the Los Angeles Rams.



"We had about four or five quarterbacks all lined up," Davis said. "Three or four of their other great players had already signed. It was a preliminary strike to let them know what's going to happen if they continue this."

Within months, the two leagues had agreed to a merger that formed the league familiar to today's fans, including as part of the agreement a world championship game now known as the Super Bowl. Having served as the driving force behind that merger, Davis resigned on July 25, 1966, returned to Oakland as head of football operations and purchased an interest in the franchise. Davis, who became managing general partner in 1972, teamed with head-coach successors John Rauch, John Madden and Tom Flores in building a stalwart that would become the league's most successful franchise.

A CHAMPION OF DIVERSITY AND EQUALITY

A trailblazer, Davis innovated not only how the game was played and coached, but also changed who held those roles, opening countless doors for qualified individuals, regardless of skin color.

Davis was 17 when, a short distance from his home, Jackie Robinson broke the color barrier in Major League Baseball. Shortly after, at Syracuse, Davis befriended Bernie Custis, who would fight racism and become pro football's first black quarterback. At USC, Davis started recruiting players from historically black colleges, and convinced future Pro Football Hall of Famer Willie Wood to remain at the school as the Trojans' quarterback. Wood and Ron Mix became the school's first interracial co-captains, and Davis helped Mix understand how athletics could serve as a leader in ushering needed social change.

With the Chargers, Davis teamed with Gillman to lead the fight for equality. In addition to refusing to stay at segregated team hotels, the team, inspired by Davis, recruited players from black programs, creating what Eddie Robinson called a new day for players of color and giving them a sense of belonging in the American Football League.

Later that decade, Davis brought to the Raiders guard Gene Upshaw and tackle Art Shell, eventual Hall of Famers. Upshaw and Shell joked that a convention of pro football's black offensive linemen could be held in a phone booth. But Davis gave them an opportunity, and Upshaw said he never experienced racism on the Raiders because Davis would never tolerate it.

And neither would Davis tolerate discrimination at the game's most important position. A year after Upshaw as a rookie helped the Raiders to an AFL championship, Davis in 1968 made Eldridge Dickey the first African-American quarterback ever selected in the first round. Again, Davis cared about one thing: Winning.

"We called it an untapped reservoir," Davis recalled. "We wanted to win. We wanted the players. We weren't interested in who they were, or exactly where they came from. I've always said, it's not important to be consistent; it's important to be right. It was done because it was right and fair, and to help the team win, and continue to win."

"The Raiders did become a proving ground for great minority players. I think it was an evolution, an evolution of equity and fairness, and we hope that's one legacy we leave."

Another legacy Davis left was hiring in 1989 the NFL's first African-American head coach, Shell. Davis told Shell the reason he hired him was not because he was black, but because he was the best available candidate for the job, and because he was a Raider. Upon winning his coaching debut, Shell had to remind reporters that he was not the game's first minority head coach. A decade before, Davis had hired Tom Flores to lead the Raiders to two Super Bowl victories. Additionally, Davis later made Amy Trask the NFL's first female chief executive.

THE RAIDER MYSTIQUE

To Davis, shattering barriers wasn't only about race or gender. He defined it on a larger scale, by creating an environment that allowed any individual the chance to succeed, and in the process fostered a unique brotherhood.

"The fire that burns brightest in me," Davis said, "and the fire that burns brightest in this organization is the will to win."

That philosophy evolved the Raiders' locker room into an us-versus-them mentality, a group that like its owner valued being feared more than respected. Davis brought in mavericks and molded them into champions, a group of rugged and colorful individualists that carried Davis' torch with swagger and intimidation.

Many of the players that won for the Raiders were rejected by other teams. But Davis did not treat them like misfits. He treated them like men, and those men brought him three Super Bowl titles and dominated the league like no other team.

"We may take a player in who doesn't have good social habits, or has been a failure somewhere else," Davis explained. "But it's predicated on bringing them into an environment, that can inspire them the will to do great, and they have done great."

A BELIEF IN HOW TO TREAT PEOPLE

Part of Davis' ability to acquire the right players and put them in an environment that bred success was his belief in how to deal with people. Davis always said that the Golden Rule was not good enough.

"When you have to lead men, you don't do unto others as you would have others do unto you," Davis said. "You do unto them, in a paramilitary situation, as they want to be done unto. You have to treat them the way they want to be treated."

That way of treating people led friends and former players to remember Davis as the epitome of loyalty. And in turn, he showed the rest of the NFL how to treat former players. Of all the awards he received, the recognition from men that played the game meant the most to Davis. In 1997, the NFL Alumni inducted Davis into the Order of the Leather Helmet, a lifetime-achievement award. Six years earlier, the NFL Players Association honored Davis with its inaugural Retired Players Award of Excellence, citing the care he had shown players long after they retired.

"I feel we're one of the last bastions of hope, as a team image, as a team organization," Davis explained. "I don't want to give that up with the Raiders. We believe in tradition. We believe in the glory. We believe in the debt we owe to our players from the past."



No question, the way Davis treated people led to a record nine Hall of Famers asking him to present them in Canton, Ohio, at their induction ceremonies, an exceptional fact that exists nowhere else in sports, and speaks volumes of Davis' compassion for others.

In 1992, Davis earned his own enshrinement in the Pro Football Hall of Fame, and for the first time stood at the familiar podium after someone else – his most successful Raiders coach, Madden – had introduced him. Davis took the opportunity to look back on the team that mirrored his life.

"Enshrinement is a reflection of a life's work, a reflection of a love affair with the greatest game the world has ever known. This honor is a testament to a great organization, and to all the capable people that have poured their talent and enthusiasm and loyalty into the greatness of the Raiders, and the Raiders legend and mystique."

100 Yards Receiving.....	331
100 Yards Rushing	329
2017 Game Summaries.....	281
2017 Player Participation.....	280
2017 Results	276
2017 Season Highs	279
2017 Statistics.....	277
2017 Year in Review	275
2018 Important Dates	441
300 Yards Passing	333
Alexander, Vadal.....	62
All-Time Assistant Coaches	410
All-Time Drafts.....	404
All-Time Head Coaches	337
All-Time Honors.....	414
All-Time Numbers.....	395
All-Time Raiders	387
Annual Leaders	325
Ansley, Derrick.....	15
AP All-League Selections.....	413
Ateman, Marcell.....	258
Badain, Marc.....	50
Batiste, D'Anthony.....	16
Baugh, Marcus.....	267
Bennett, Edgar.....	17
Berbenich, Tim	19
Bisaccia, Rich.....	20
Blacknall, Saeed.....	267
Blanda, Tom	51
Bone, Rosie.....	51
Brown, Fadol.....	253
Brown, Pharaoh.....	63
Bryant, Martavis.....	64
Business Staff Directory	9
Business Support Staff	53
Butler, Paul.....	268
Cabinda, Jason.....	268
Cable, Tom	22
Calhoun, Shilique.....	67
Callahan, Brian.....	23
Carr, Derek	69
Carradine, Tank.....	74
Carrier, Derek.....	77
Chronology	426
Clinkscales, Joey	44
Coaches and Administration.....	7
Coleman, Marco	24
Conley, Gareon	80
Cook, Connor	81
Cook, Jared	83
Cooper, Amari.....	87
Cowser, James	91
Davis, Al	1
Delaney, Tom	44
DePaolo, Andrew.....	93

Draft Picks	257
Edwards Jr., Mario	94
Ellis, Justin	97
Extra Points	435
Feliciano, Jon	100
Football Staff Directory	8
Football Support Staff	46
Giacomini, Breno	101
Gilchrist, Marcus.....	103
Gruden, Deuce	25
Gruden, Jon	12
Guenther, Paul.....	26
Hall, Leon	107
Hall, P.J.	259
Hamilton, Antonio	113
Harris, Dwayne	115
Harris, Erik.....	119
Hatchner, Keon	253
Herock, Shaun.....	45
Hester, Treyvon.....	120
Holton, Johnny.....	121
Holz, Nick	28
Hudson, Rodney	123
Hunt, Cameron	254
Hurst, Maurice.....	260
Individual Records	294
Irvin, Bruce	126
Jackson, Gabe.....	132
Jeanpierre, Lemuel	29
Johnson, Derrick.....	134
Joseph, Karl.....	141
Key, Arden.....	261
Kirkland, Denver	143
Lamur, Emmanuel	144
League Results.....	337
Leavitt, Dallin	269
Lee, Marquel.....	148
Lippincott, David.....	30
Luani, Shalom	150
Lynch, Marshawn	151
Mack, Khalil.....	159
Manuel, EJ.....	164
Martin, Doug	167
Martinez, Kelsey	31
McDonald, Dexter	171
McKenzie, Reggie	10
Media Information	443
Melifonwu, Obi.....	173
Melvin, Rashaan	174
Miller, Kolton	262
Mitchel, Tevin	254
Morrow, Nicholas	177
Nelson, Jordy	178
Nelson, Nick.....	263
Nelson, Reggie.....	186

Nichols, Cheryl.....	51	Silver and Black Productions.....	436
Olson, Greg.....	32	Simmons, Jordan.....	255
O'Neil, Jim.....	34	Singleton, Jemal.....	37
Osemele, Kelechi.....	194	Slate, Rick.....	38
Overtime Victories.....	339	Smith, Frank.....	39
Parker, Brandon.....	264	Smith, Keith.....	220
Passer Rating, Top Individual Seasons.....	335	Smith, Lee.....	222
Penn, Donald.....	197	Smith, Travis.....	40
Piñeiro, Eddy.....	269	Soto, Shakir.....	256
Playoff History.....	366	Stone, James.....	225
Playoff Records, Individual.....	381	Storer, Byron.....	41
Playoff Records, Team.....	384	Super Bowls.....	361
Postseason Games, All-Time.....	360	Superlatives.....	329
Preseason Results, All-Time.....	342	Switzer, Ryan.....	226
Primetime Games.....	338	Tavecchio, Giorgio.....	228
Pro Bowl Selections.....	417	Team Records.....	310
Pro Bowlers, All-Time.....	416	The Last Time.....	290
Pro Football Hall of Fame.....	418	Ticket Information.....	437
Raider Image.....	437	Townsend, Johnny.....	265
Raiderettes.....	438	Trgovac, Mike.....	42
Raiders Foundation.....	440	Vanderdoes, Eddie.....	230
Raiders in the Community.....	439	Vandernat, Dane.....	45
Raiders vs. NFL.....	355	Ventrelle, Dan.....	50
Razzano, Dave.....	35	Veterans.....	61
Receiving, Top Individual Seasons.....	336	Victor, Azeem.....	266
Records and History.....	289	Villanueva, Ed.....	52
Results by Season Summary.....	340	Ware, Jylan.....	232
Results by Season, All-Time.....	345	Warren III, Chris.....	270
Richard, Jalen.....	200	Washington, DeAndré.....	233
Richardson, Shaquille.....	255	Whalen, Griff.....	235
Roberts, Seth.....	203	Whitehead, Tahir.....	238
Roster, Alphabetical.....	272	Whitney, Isaac.....	242
Roster, Numerical.....	274	Wilber, Kyle.....	243
Roster, Positional.....	271	Worley, Daryl.....	247
Rubin, Ahtyba.....	206	Wright, Shareece.....	249
Rucker, Frostee.....	212	Yurachek, Ryan.....	270
Rushing, Top Individual Seasons.....	334		
Scott, Drew.....	269		
Sharpe, David.....	218		
Shaw, Tom.....	36		
Shearer, Mark.....	52		
Shutout Victories.....	339		
Silberman, Ian.....	219		



REGGIE MCKENZIE
GENERAL MANAGER

MARK DAVIS
OWNER



JON GRUDEN
HEAD COACH

FOOTBALL STAFF DIRECTORY

TELEPHONE NUMBERS

Main switchboard 510-864-5000
Ticket office 1-800-RAIDERS (724-3377)
Raider Image 510-780-5040

Mark Davis Owner
Reggie McKenzie General Manager

COACHING STAFF

Jon Gruden Head Coach
Derrick Ansley
D'Anthony Batiste
Edgar Bennett
Tim Berbenich
Rich Bisaccia
Tom Cable
Brian Callahan
Marco Coleman
Deuce Gruden
Paul Guenther
Nick Holz
Lemuel Jeanpierre
David Lippincott
Kelsey Martinez
Greg Olson
Jim O'Neil
Dave Razzano
Tom Shaw
Jemal Singleton
Rick Slate
Frank Smith
Travis Smith
Byron Storer
Mike Trgovac

EQUIPMENT

Bob Romanski
Tim Feaster
Adam Johnson
Danny Molina

FIELDS

Zachary Longenecker
McCade Lynch

FOOTBALL OPERATIONS

Mark Arteaga
Zach Cable
Pete Caracciolo
David Christoff
Tom Delaney
Josh Harper
Tom Jones
Daniel Leder
Jeff Leonardo
Greg Reuveni

MEDIA RELATIONS

Katie Agostin
Erin Exum
Evert Geerlings
Will Kiss

MEDICAL/TRAINING STAFF

H.Rod Martin
Chris Cortez
Andrew Grant
Mario Lozano
Jake Saavedra
Scott Touchet
Dr. Warren King
Dr. Stephen Coday
Dr. Fred Nicola
Dr. Navdeep Singh
Dr. Warren Strudwick

PLAYER ENGAGEMENT

Lamonte Winston
Annelie Schmittle
DeAngelo Shears

PLAYER PERSONNEL

Teddy Atlas
Calvin Branch
Willie Brown
Ben Chester
Joey Clinkscales
Zack Crockett
Shaun Herock
Von Hutchins
Brad Kaplan
Mike Krupoff
Erika Marmolejo
Dave McCloughan
Raleigh McKenzie
Kyle Newhall-Caballero
Trey Scott
Dane Vandernat

TEAM SECURITY

Bob Stirti

VIDEO OPERATIONS

Joe Harrington
Jason Negus

QUICK FACTS

First Season: 1960 (American Football League)
Founding Co-owners and Directors: Y. Charles Soda, F. Wayne Valley, Robert L. Osborne, Don Blessing, Charles L. Harney, Roger D. Lapham, Jr., Wallace A. Marsh, William J. Hayes, Edward W. McGah
All-Time Record: Regular season: 462-410-11 (.529)
Postseason: 25-19 (.568)
AFL Championships: 1 - 1967
Super Bowl Championships: 3 - 1976, 1980, 1983
Division Titles: 17 - 1967-70, 1972-76, 1980, 1982-83, 1985, 1990, 2000-02
Conference: American Football Conference
Division: West Division
Stadium: Oakland-Alameda County Coliseum
Capacity: 56,057
Surface: Overseeded Bermuda
Year opened: 1966

Team Colors: Silver and Black

Radio: Flagship KGMZ, Beasley Media Group and nationwide Raiders Radio Network

Preseason TV: KTVU (Fox 2 - Bay Area), KVVU (Fox 5 - Las Vegas)

INTEREST HOLDERS

A. BOSCACCI
JILL BOSCACCI LOVINGFOSS
FIRST FOOTBALL
WINKENBACH FAMILY
JACK HARTMAN
DORAY VAIL
BOB SEAMAN

BUSINESS STAFF DIRECTORY

Marc Badain President

EXECUTIVES

Dan Ventrelle
Tom Blanda
Rosie Bone
Cheryl Nichols
Mark Shearer
Ed Villanueva

ADMINISTRATION

Kristi Bailey
Karen 'Fudgie' Otten
Carolyn Paul

BUSINESS DEVELOPMENT

Brandon Doll
Taylor Silva

CLIENT SERVICES

Cynthia Albertsen
Thomas Bold
Ryan Cooper
Ranya De Castro
Amin Hasan
Ryan Kelly
Anwaar Lacy
Veronica Perry
Warren Verrett III

COMMUNITY RELATIONS/ PUBLIC AFFAIRS

Ebere Arum
Myles Hayes
Nick Markunas
Claire Safine
Melissa Tailes
Mike Taylor
Erin Wright

CORPORATE PARTNERSHIPS

Doug Catanzarite
Peter Charney
Karen Fontana
Jason Giglio
Christian Howard
Zoe Panayides

CREATIVE

Cami Bennett
Sarah Eikmeier
Rebecca Finlay

DIGITAL AND SOCIAL MEDIA

Vittorio DeBartolo
David Griffin
Kyle Martin
Eddie Paskal
James Plain
Matt Walks

EVENT OPERATIONS

Priscilla Almeida
Hannah Exley

FACILITIES

Erick Estrada
Mark Nichols

FOUNDATION

Chris Mallory
Julia Sherman

FINANCE

Matt Andrus
Daniel Huie
Derek Person
Adam Sanda
Anne Wilcoxon

HUMAN RESOURCES

Nicole Adams
Kyscha Lopez
Lulu Ochoa
Karla Tai

INFORMATION TECHNOLOGY

Freddy Aceves
Ryan Dorsey
Luis Duenas
Andrew Ferrall
Paul Maldonado
Matt Pasco
Nathan Rauhauser
Shawn Testa
Victoria Theis

LEGAL

John Yow

MARKETING

Brandon Clark

OPERATIONS

Donna Mendoza
Pat Valerio

PHOTOGRAPHY

Matt Aguirre
Tony Gonzales

PREMIUM SALES AND SERVICE

Francisco Ascencio
Kylee Chandler
Alex Geche
Robert Henriquez
Qiaa Martinez
Keyon Nash
Panos Pappas
Cameron Stevens
Jennifer Vu

RAIDER IMAGE

Jesus Aguilar
Arianne Bautista
Kris Bayliss
Jennifer Brawley
Freddy Carcamo
Rachel Celeya
Barry DeVilbiss
Sophia Goucher
Jackie Kaufman
Jeanine Liebelt
Tom Lydon
Adrian Montoya
Andre Moyce
A.C. Navarro
Erica Olive
Ashley Reese
Jeff Romanski
Samantha Romero
Bryan Smith Jr.
Paul Taylor
Joseph Tesconi
Gordon Yu

RAIDERETTES

Jenna Angelo
Mandy Voeks

REVENUE AND PLANNING ANALYTICS

Justin Barnes
Jack Levey
Jonathan Martinez
Wahaj Tariq

SEASON TICKETS

Jay Chess
Justin Lupo
Jonny Mydra
Andres Villalobos

SECURITY

Dean Stavert

SILVER AND BLACK PRODUCTIONS

Elijah Bowin
Travis Braz
Steven Camacho
Lauren Chandler
Trisha Kirk
Marcus Padilla
Brad Phinney
Jessica Romero
James Vega

STADIUM DEVELOPMENT AND OPERATIONS

Greg Garrett
Chloe Janfaza
Marc Kuzbari
Chris Sotiropoulos
Donald Webb

TEAM HISTORIAN

Jerry Knaak

TICKET OPERATIONS

Adam Feldman
Hannah Colliss



REGGIE McKENZIE

GENERAL MANAGER

32nd Season in NFL
(7 as a player)

11th Season with Raiders
(4 as a player)



Reggie McKenzie, a former draft pick by Raiders Owner Al Davis, enters his 32nd season in the National Football League and his seventh as General Manager of the Silver and Black. McKenzie was named to the position by Owner Mark Davis on Jan. 10, 2012, becoming the first General Manager of the franchise since Al Davis was hired as Head Coach and General Manager in 1963.

In his first six years as General Manager, McKenzie has overseen significant changes in the organization's scouting, player personnel and football operations departments, while bringing refined football acumen to the Silver and Black. He was recognized as the NFL's 2016 Executive of the Year by Sporting News, MMQB.com and the Pro Football Writers of America (PFWA), becoming the first Raider since Al Davis (2002) to earn the award, and enters his seventh season at the helm having made a significant impact on the organization's positive trajectory.

In a continued effort to acquire the best talent possible, McKenzie oversaw the Raiders' aggressive approach to free agency this past offseason. The Silver and Black signed a remarkable 23 veteran free agents between the start of the league year and the NFL Draft, adding 12 defensive free agents, nine offensive players and two specialists. The Raiders' aggressive pursuit of players extended to the Draft, as the organization executed seven trades over draft weekend, while selecting nine players and acquiring veteran wide receivers Martavis Bryant and Ryan Switzer through exchanges. The Draft saw the Raiders fortify the trenches, as tackles Kolton Miller (first round) and Brandon Parker (third round) were added as well as defensive linemen P.J. Hall (second round), Arden Key (third round) and Maurice Hurst (fifth round).

Adhering to a strategy of building a competitive roster through the draft while making vital acquisitions via free agency and trades, McKenzie supplemented the roster in key areas in 2017. On offense, tight end Jared Cook was added in free agency, while running back Marshawn Lynch was acquired via trade from Seattle. Defensive needs were addressed with the additions of cornerback Gareon Conley, safety Obi Melifonwu and defensive lineman Eddie Vanderdoes in the first three rounds of the 2017 NFL Draft.

In 2016, McKenzie assembled a roster that propelled the Raiders to the franchise's first 12-win season since 2000 and a postseason berth for the first time since 2002. An NFL-high seven players were selected for the Pro Bowl, the most since 1991, and two players earned spots on the Associated Press All-Pro First Team. All seven Pro Bowl selections were acquired during McKenzie's tenure and defensive end Khalil Mack, the Raiders' first-round draft pick in 2014, was named the NFL Defensive Player of the Year, becoming the first Raider since Lester Hayes in 1980 to earn the honor. Quarterback Derek Carr, the Raiders' second-round pick in 2014, emerged as a Most Valuable Player candidate during a third season that saw him eclipse numerous franchise passing marks.

McKenzie and the Raiders made a splash in the early free-agency period in March 2016 by signing guard Kelechi Osemele, linebacker Bruce Irvin, cornerback Sean Smith and safety Reggie Nelson, securing four of the "top 25 available free agents" according to NFL.com. Osemele was a consensus first-team All-Pro selection, Nelson earned a Pro Bowl nod that season and Irvin ranked second on the team with seven sacks.

The Raiders also added considerable talent and increased roster depth through the 2016 NFL Draft. All seven of the team's draft picks saw significant action as rookies and first-round selection safety Karl Joseph was named to the PFWA All-Rookie Team. McKenzie traded up for the first time as Raiders General Manager in the fourth round, dealing with Cleveland to advance 14 spots to select quarterback Connor Cook out of Michigan State with the 100th overall pick. Cook became the first rookie in the Super Bowl era to make his initial start in a postseason game, starting the Raiders' Wild Card game at Houston in January 2017. A remarkable seven undrafted free agents, acquired by the Raiders in the weeks following the 2016 NFL Draft, finished the season on the team's active roster.

In 2015, four of McKenzie's former draft picks earned places in the Pro Bowl following the season, and five of the team's six Pro Bowl selections were drafted or signed during his tenure with the Silver and Black. On offense, McKenzie made key free-agent acquisitions along the offensive line and at several skill positions. Center Rodney Hudson was signed and joined a unit that included tackles Donald Penn and Austin Howard, both 2014 free agent signings. Wide receiver Michael Crabtree was also added and responded by leading the team in receptions and touchdowns in two straight seasons.

McKenzie's scouting department added excellent talent at numerous positions through the 2015 NFL Draft. Wide receiver Amari Cooper, selected with the fourth-overall pick out of Alabama, had an immediate impact, setting franchise rookie records with 72 receptions for 1,070 yards and garnering PFWA All-Rookie and Pro Bowl honors. Defensive lineman Mario Edwards Jr., the Raiders' second-round selection, also had a solid impact as a rookie, starting 10 games and earning All-Rookie recognition.

McKenzie and his staff stocked the roster with exceptional talent in the 2014 NFL Draft, adding four immediate starters to the active roster and earning top grades across the board from local and national media. The Raiders selected six defensive players, including fifth-overall selection Mack, who earned consensus All-Rookie honors in his first season. Mack blossomed into one of the league's elite defenders in his second year, recording 15 sacks to rank second in the NFL and becoming the first player ever to be named first-team All-Pro at two different positions (defensive end and linebacker) in the same season. Mack continued his rise to superstardom in an outstanding third year, earning NFL Defensive Player of the Year honors after posting 11 sacks, including sacks in a record-tying eight consecutive games.

In the second round of the 2014 NFL Draft, McKenzie added Carr, who started all 16 games as a rookie and shattered every rookie passing record in franchise annals. Carr continued his ascent in his sophomore season, garnering Pro Bowl honors after passing for 3,987 yards and tossing 32 touchdowns, the second highest single-season total in franchise history. Carr burst into elite company during a third season that saw him emerge as a Most Valuable Player candidate. The quarterback passed for 28 touchdowns with only six interceptions, notching a 96.7 quarterback rating and leading seven fourth-quarter comeback games before having his season cut short due to an injury suffered in the regular season's penultimate game. The 2014 draft class bounty also included starting guard Gabe Jackson, defensive tackle Justin Ellis and defensive back TJ Carrie.

COACHING BACKGROUND

Years	College/Pro Team	Position Coached
1985-88	Los Angeles Raiders	Linebacker
1989-90	Phoenix Cardinals	Linebacker
1991	Dorsey H.S. (LA)	Defensive Coach
1992	Montreal Machine (WFLA)	Linebacker
1992	San Francisco 49ers	Linebacker
1993	University of Tennessee	Graduate Assistant/Defense
1994-96	Green Bay Packers	Pro Personnel Assistant
1997-07	Green Bay Packers	Director of Pro Personnel
2008-11	Green Bay Packers	Director of Football Operations
2012-18	Oakland Raiders	General Manager

Stocking the roster with talented players began in earnest for McKenzie with the 2013 NFL Draft, when he traded the third-overall pick to Miami in exchange for the 12th selection and the Dolphins' second-round choice, picks which he used to select cornerback DJ Hayden and tackle Menelik Watson, respectively. McKenzie later executed two additional draft-day trades, turning seven picks into a league-high 10 total selections, and mining talents in the later rounds like defensive lineman Stacy McGee, tight end Mychal Rivera and running back Latavius Murray, who earned a Pro Bowl nod in 2015.

In his first draft as General Manager in 2012, the Raiders owned just five selections and none before the 95th overall pick, which was a third-round compensatory choice. Following that draft, McKenzie added rookie free agent wide receiver Rod Streater, who totaled 39 receptions as a newcomer and led the Raiders with 60 catches for 888 yards in 2013, and punter Marquette King, who led the NFL in punting (48.9 avg.) in 2013 and set a franchise record with 40 punts placed inside the 20-yard line in 2015.

McKenzie, who played in 58 games with 40 starts at linebacker for the Silver and Black from 1985-88, re-joined the franchise after 18 years in the Green Bay Packers' personnel department. He joined the Packers in 1994 and helped Green Bay capture eight division titles and three conference championships, and both Super Bowl XXXI and Super Bowl XLV titles.

As a key component in evaluating and acquiring talent, McKenzie was instrumental in helping the Packers establish the NFL's second-best record, 194-110 (.638), trailing only New England (.651) since the 1993 dawn of free agency and the salary cap, a period of time that many observers predicted would be difficult to navigate for the small-market franchise.

McKenzie was promoted to director-football operations in 2008 by General Manager Ted Thompson and worked closely with Thompson in putting together a championship team, culminating in a Super Bowl title in 2010 and a 15-1 regular season record in 2011.

McKenzie oversaw the team's scouting efforts of all professional football leagues, including the NFL, CFL, NFL Europe and Arena Football League. He also played a key role in evaluating both players on the roster and potential free agents across the NFL. McKenzie provided advance scouting reports on upcoming opponents for the head coach and his staff and was heavily involved in all of the team's transactions and tryouts on a daily basis to build depth, including 2010, when the Packers won the Lombardi Trophy despite losing six opening-day starters – and 15 overall – to season-ending injuries. He was also central in signing free agents Ryan Pickett and Charles Woodson, the 2009 Defensive Player of the Year. His work helped produce several contributors in the run to the Super Bowl XLV title and a decade earlier, he helped obtain Eugene Robinson, Santana Dotson, Bruce Wilkerson, Andre Rison and Desmond Howard, who were significant contributors to the Packers' Super Bowl XXXI title.

It was McKenzie's "Raiders roots" that initially brought him to Green Bay. McKenzie reconnected with Pro Football Hall of Famer Ron Wolf, who was a Raiders executive when McKenzie was drafted and played for the Silver and Black, while McKenzie was a graduate assistant coach at the University of Tennessee in 1993. Wolf hired him on the spot following an interview in Green Bay and McKenzie began his NFL front office career as a pro personnel assistant for the Packers in 1994. In May 1997, Wolf promoted McKenzie to director of pro personnel after Green Bay won Super Bowl XXXI.

Selected by the Silver and Black as a 10th-round draft pick out of Tennessee in 1985, McKenzie excelled in his first year, earning All-Rookie Team honors as the Raiders went 12-4 and won the AFC West. He started all 32 games over his first two seasons at inside linebacker. After four years (1985-88) with the Raiders, McKenzie spent two seasons (1989-90) with the Phoenix Cardinals and one year with the San Francisco 49ers (1992).

Prior to signing with the 49ers, McKenzie played with the Montreal Machine of the World League of American Football (WLAF) in the spring of 1992. While out of pro football in 1991, he spent a season as a defensive coach for Dorsey High School in Los Angeles, helping the program to a CIF Los Angeles Section championship.

In 1993, McKenzie returned to the University of Tennessee and served as a graduate assistant coach under Phillip Fulmer, working with defensive coaches Larry Marmie, Lovie Smith, John Chavis and Jacob Burney. That year, the Volunteers appeared in the Florida Citrus Bowl and landed one of the nation's top recruiting classes, highlighted by quarterback Peyton Manning. During that time in Knoxville, McKenzie pursued a master's degree in education administration.

Born in Knoxville, Tenn., on Feb. 8, 1963, McKenzie earned a bachelor's degree in business administration with an emphasis in personnel management at Tennessee. An all-state linebacker and a four-sport letterman at Austin-East High School in Knoxville, McKenzie was valedictorian of his 1981 high school graduating class, in addition to throwing the shot and discus for his track team, playing baseball (first base) and basketball (forward), and starting on both sides of the line on the gridiron. His twin brother, Raleigh, who also attended Tennessee and enjoyed a 16-year NFL career with four teams before retiring in 2001, joined his brother in the Raiders' personnel department as a college scout in 2012. The McKenzie twins have a total of four Super Bowl rings between them.

McKenzie and his wife, June, have two daughters, Jasmin Dolores, a 2014 graduate of Wheaton College with a degree in elementary education and a master's degree in urban education at Union University, and Mahkayla Mari-ah, a 2015 graduate of Duke University with a degree in civil engineering. He also has two sons, Reginald Kahlil, who was recently drafted by the Kansas City Chiefs after a standout career at Tennessee, and Jalen Elijah, who is currently an offensive lineman at USC.





JON GRUDEN

HEAD COACH

19th Season in NFL

5th Season with Raiders



Jon Gruden returns as head coach of the Oakland Raiders, welcoming back one of the most respected and successful coaches in the storied history of the Silver and Black. Gruden, who was first introduced as head coach of the Raiders 20 years ago, served four seasons with the Raiders from 1998-2001.

The naming of Gruden marks his return to coaching after spending nearly a decade in broadcasting, including color analyst duties on the Monday Night Football franchise from 2009-2017. Gruden compiled a 95-81 (.540) regular season mark in 11 seasons as a head coach with the Raiders and the Tampa Bay Buccaneers (2002-08), and a 5-4 record (.556) in postseason contests, which includes a victory in Super Bowl XXXVII.

The youngest head coach in the NFL at age 34 upon his initial hire by Raiders Owner Al Davis in 1998, Gruden posted a 38-26 record (.594) and led the Silver and Black to back-to-back AFC West titles in 2000 and 2001. He guided the Raiders to an AFC Championship Game appearance in 2000, a campaign in which the Raiders set a franchise record with 479 points and led the NFL in rushing (154.4 avg.).

The Raiders ranked in the top-seven in total offense in three of Gruden's four seasons in Oakland, including the top-three in rushing twice and the top-seven in passing once. Defensively, Gruden's units twice ranked among the league's top-10 in total defense, including the fifth-overall rush defense in 2000 and two top-nine finishes in passing defense.

In all, Gruden-led teams have claimed five division championships and have recorded six seasons with nine-or-more wins. As a head coach, he has seen 21 different players combine for 39 Pro Bowl selections. He has also coached recipients of the Associated Press' Defensive Rookie of the Year (Charles Woodson – 1998), Defensive Player of the Year (Derrick Brooks – 2002) and Offensive Rookie of the Year (Carnell "Cadillac" Williams – 2005) Awards. In addition, Rich Gannon was tabbed for the Maxwell Club's Bert Bell Award as the league's Most Valuable Player in 2000 and four players who Gruden tutored as a head coach have been enshrined in the Pro Football Hall of Fame: Jerry Rice (2010), Warren Sapp (2013), Brooks (2014) and Tim Brown (2015).

Regarded as one of the league's top quarterback mentors, Gruden tutored Gannon to three Pro Bowl selections in Oakland and two of the then-top three single-season passing yardage totals in Raiders history. Gannon was the first of three quarterbacks under Gruden as a head coach to be selected for the Pro Bowl (1999-2001), as both Brad Johnson (2002) and Jeff Garcia (2007) earned recognition during his time with the Buccaneers. Gruden became just the fifth head coach since 1980 to win four-or-more division titles with four different quarterbacks starting in the playoffs.

Gruden joined ESPN in 2009 as an analyst for Monday Night Football and contributed analysis year-round on ESPN's platforms, earning six Sports Emmy nominations. In addition to Monday Night Football, Gruden was part of ESPN's annual NFL Draft coverage and his Gruden's QB Camp series became one of the network's most anticipated programs each year.

His QB Camp primetime series debuted in 2010, featuring in-depth, one-on-one interviews and film sessions in which he mentored top quarterback prospects, including Raiders current signal-callers Derek Carr, Connor Cook and EJ Manuel. The success of Gruden's QB Camp show led to similar specials, including a Gruden's Champ Camp special with New Orleans Saints Super Bowl winners Drew Brees and Sean Payton in 2010, as well as a SportsCenter Special with Brett Favre prior to his enshrinement in the Pro Football Hall of Fame.

In addition to his NFL role, Gruden called numerous college football telecasts for ESPN, including the Rose Bowl (2010) and BCS National Championship games (2010 and 2011) for ESPN Radio, and the 2011 and 2012 Outback and Orange Bowl games, where he worked alongside former MNF partner Mike Tirico and others.

Gruden conducted regular film study at his Tampa office – affectionately named the FFCA (Fired Football Coaches Association), welcoming high school, college and professional coaches to discuss football strategy, philosophy and to review game film.

Gruden spent seven seasons as head coach of the Tampa Bay Buccaneers, finishing his time there as the winningest coach in franchise history by compiling a 57-55 (.509) regular-season record, while leading the Buccaneers to three division titles and a 3-2 mark in the postseason. Under Gruden's direction, Tampa Bay posted three top-15 finishes in passing offense and boasted five top-five defenses, including the league's overall leader in defense in both 2002 (252.8 avg.) and 2005 (277.8 avg.). The Buccaneers' defensive units also led the NFL in passing defense in 2002 (155.6 avg.), 2004 (161.2 avg.) and 2007 (170.5 avg.).

Tampa Bay posted a 9-7 record in 2008, narrowly missing the playoffs despite recording the team's most net passing yards (3,619) since 2003 and scoring the second-most points (361) in team history at the time. Additionally, the Bucs eclipsed 1,800 yards rushing (1,837) for the third time in four seasons and the defense tied for third in the league with 22 interceptions.

In 2007, Gruden led the Buccaneers to their third NFC South title in six years, becoming the first coach in team history to claim three division titles. He also became the first coach to win multiple NFC South titles since the division was created in 2002 and his five-career division crowns were tied for second among active coaches at the time. Gruden's quarterbacks set a franchise record by throwing just eight interceptions, which was the lowest single-season total in team history. The team averaged 4.17 yards per rushing attempt, which ranked second in club history, and the 117.0 yards per game on the ground marked the sixth-highest average in team annals. Garcia was named to the Pro Bowl after establishing a team mark with a 1.2 interception percentage. Defensively, the Bucs ranked second in the NFL (278.4 avg.) and topped the league in passing defense (170.5 avg.).

Gruden started three different quarterbacks during the 2006 season with Chris Simms starting the first three games before suffering an injury. Bruce Gradkowski started 11 contests and established himself among the top rookie signal callers in team history, instituting several rookie passing marks before giving way to Tim Rattay for the final two games of the season.

The Buccaneers notched an 11-5 record and their second NFC South title in four years in 2005, led by Associated Press Offensive Rookie of the Year Williams, who set a Tampa Bay rookie record with 1,178 rushing yards. After starting quarterback Brian Griese went down with a season-ending injury, Simms led the Bucs to wins in six of the team's final eight games and posted a 61.0 completion percentage to lead the team into the playoffs for the first time since 2002. The defense finished as the top-ranked unit in the league (277.8 avg.), marking the fourth-straight year that the team ranked among the top-five in total

COACHING BACKGROUND

Years	College/Pro Team	Position Coached
1986-87	Tennessee	Graduate Assistant
1988	Southeast Missouri State	Passing Game Coordinator
1989	Pacific	Wide Receivers
1990	San Francisco 49ers	Offensive Assistant
1991	Pittsburgh	Wide Receivers
1992	Green Bay Packers	Offensive Assistant
1993-94	Green Bay Packers	Wide Receivers
1995-97	Philadelphia Eagles	Offensive Coordinator
1998-01	Oakland Raiders	Head Coach
2002-08	Tampa Bay Buccaneers	Head Coach
2018	Oakland Raiders	Head Coach

defense, and the second time that the group ranked first under Gruden.

In 2004, Griese ranked first in the NFL with a 69.3 completion percentage and established franchise marks for passer rating (97.5) and yards per pass attempt (7.8 avg.). Griese also began a streak of 12 consecutive games with a touchdown pass that extended into the 2005 season. Rookie wide receiver Michael Clayton flourished under Gruden's watch, leading the team and finishing first among NFL rookies with 80 receptions for 1,193 yards.

The Buccaneers' offensive revival continued in 2003 as the team broke the franchise record for total offense (340.8 avg.) and passing offense (237.8 avg.), posting top-10 marks in both categories. On defense, the unit ranked fifth in the NFL (279.1 avg.) and boasted the league's third-best passing defense (169.4 avg.).

Gruden piloted Tampa Bay to its first-ever Super Bowl in 2002, his first season as head coach of the Buccaneers. The team established a franchise record with 12 wins, eclipsing the previous mark of 11 set in 1999, and the Bucs' 15 overall wins were the most by a Tampa Bay team in single season. Gruden became the youngest head coach in NFL history to win a Super Bowl and was also the first non-rookie head coach in the history of the NFL to lead his group to the Super Bowl in his first season with a new team. In addition, Gruden became just the third coach since 1966 to win 40 games before his 40th birthday while also becoming only the third head coach in NFL history to lead a different team to a playoff appearance in consecutive years.

The Buccaneers' offense came together down the stretch, averaging 35.3 points and 334.0 yards per game in its three postseason contests. The offensive line surrendered just one sack in the postseason after allowing 2.6 sacks per game during the regular season.

Under Gruden's tutelage, Johnson finished first in the NFC and third in the NFL in passer rating (92.9) and established single-season club records in touchdowns (22), completion percentage (62.3), interception ratio (1.3) and passer rating. He became the first quarterback in Buccaneers history to lead the NFC in passer rating and earned two NFC Offensive Player of the Week honors, becoming the first player in club history to accomplish that feat.

The 2002 Buccaneers defense made its case as one of the top defensive units in NFL history, as Tampa Bay became the first team since the 1985 Chicago Bears to lead the league in total defense, fewest points allowed and total interceptions in the same season. Tampa Bay ranked first in the NFL in both total defense (252.8 avg.) and pass defense (155.6 avg.) for the first time in team history. The Buccaneers' defense also ranked first in the league in fewest points allowed per game (12.3), opponent passer rating (48.4), interceptions (31), fewest yards per play (4.2) and fewest first downs (236).

In 2002, the Buccaneers' defense featured five Pro Bowlers: 2002 NFL Defensive Player of the Year Brooks, John Lynch, Shelton Quarles, NFC sack leader Simeon Rice and Sapp. Cornerback Brian Kelly tied for the NFL lead with eight interceptions and Rice led the NFC and ranked second in the NFL with 15.5 sacks.

Gruden posted a 38-26 record in four seasons in Oakland, notching a win total that currently ranks fourth among all-time Raiders head coaches. He led Oakland to back-to-back division titles in 2000 and 2001, marking the first time since 1982-83 that the Raiders won consecutive AFC West crowns. Under Gruden, the Raiders hosted the AFC Championship Game after the 2000 season and advanced to the AFC Divisional Playoffs in 2001, while ranking among the league's top-10 offenses in his final three campaigns in Oakland. He also coached eventual NFL Most Valuable Player Gannon for three seasons, helping Gannon pass for 11,098 yards on 949-for-1,537 passing (61.7 percent) with 79 touchdowns and just 34 interceptions from 1999-2001.

The Raiders boasted the league's seventh-ranked offense (335.1 avg.) in 2001 en route to an AFC West title. The Silver and Black went 6-2 against AFC West opponents and Brown totaled 91 receptions for 1,165 yards with nine touchdowns. Five Raiders were named to the AFC Pro Bowl squad: Brown, Gannon, Lincoln Kennedy, Shane Lechler and Woodson.

The Raiders ranked among the NFL's elite in offense, defense and special teams under Gruden's leadership in 2000, as the Silver and Black advanced to the AFC Championship Game for the first time since 1990. The offense led the league in rushing (154.4 avg.) and ranked third in the NFL in scoring with 30 points per game. Oakland's 58 touchdowns were tied for the second-most in the league. The Raiders ranked fifth in the NFL in rushing defense (96.9 avg.) and seventh in the league in takeaways (37). The Raiders led the AFC in touchbacks (15) and the NFL in net punting average (38.0 avg.). Gruden and his staff also led the AFC squad to a 38-17 victory in the Pro Bowl, a game that saw Gannon earn the first of his two consecutive Pro Bowl Most Valuable Player awards.

In 1999, Gruden led the Raiders to an 8-8 record despite facing the toughest schedule of any NFL team. The Raiders ranked third in rushing yards (2,084) and fifth in total offense in 1999 (355.8 avg.). In 1998, Gruden's first year as a head coach, he led the Silver and Black to a four-game improvement over the previous year, going 8-8 and establishing a solid defense that ranked fifth in the NFL (284.4 avg.).

Gruden was the third-youngest head coach in Raiders history at age 34 when he was hired in 1998. Al Davis was 33 when he was named head coach and general manager of the Raiders in 1963 and John Madden was 32 when he was promoted to the top post in 1969.

Prior to beginning his initial tenure in Oakland, Gruden was a seven-year NFL assistant, helping his teams qualify for the playoffs five times. Gruden spent three seasons (1995-97) as offensive coordinator for the Philadelphia Eagles. He was the NFL's youngest offensive coordinator at age 31 when head coach Ray Rhodes hired him in 1995. The Eagles posted a record of 26-21-1 during his time in Philadelphia, including playoff appearances in 1995 and 1996.



In 1997, the Eagles ranked third in passing, fifth in rushing and fourth in total offense in the NFC. In 1996, they led the NFC in passing, ranked third in rushing and led the conference in total offense. In 1995, his first season as a coordinator, Philadelphia finished fourth in the NFL in rushing (132.6 avg.).

Before joining Philadelphia, Gruden worked for three years at Green Bay from 1992-94. He served as an offensive assistant to head coach Mike Holmgren in 1992 and spent the 1993 and 1994 seasons as Green Bay's wide receivers coach. Gruden worked as offensive assistant to head coach George Seifert with the San Francisco 49ers in 1990, also assisting then-offensive coordinator Holmgren and helping the 49ers to a 14-2 record and an NFC Championship Game appearance.

Gruden served five years in the college ranks, spending the 1991 season as wide receivers coach under Paul Hackett at the University of Pittsburgh after coaching wide receivers at University of Pacific in 1989 and logging a stint as passing game coordinator at Southeast Missouri State in 1988. He entered the coaching profession as a graduate assistant at the University of Tennessee in 1986 and 1987, helping the Volunteers to a 17-7-1 record and victories in the Liberty and Peach Bowls.


Born August 17, 1963 in Sandusky, Ohio, Gruden attended South Bend (Ind.) Clay High School and was a three-year letterman at quarterback at the University of Dayton, graduating in 1985 with a degree in communications. He helped the Flyers to a 24-7 record in three years and was honored with the prestigious Lt. Andy Zulli Memorial Award, given to the senior player who best exemplifies the qualities of sportsmanship and character. Gruden and his wife, Cindy, a former University of Tennessee cheerleader, have three sons, Deuce, who is in his first season as an assistant strength and conditioning coach for the Silver and Black, Michael and Jayson.

Heavily involved in the community at each of his coaching stops, Gruden and his wife have hosted youth groups at games and camps, worked on fundraising and awareness campaigns for the American Red Cross, the Humane Society of Tampa Bay and the Muscular Dystrophy Association. Gruden has worked to raise awareness about youth sports funding through the FFCA, hosting events that recognize the work of local high school coaches and presenting deserving programs with grant support and equipment. In 2015, the Moffitt Cancer Center dedicated the Gruden Huddle Room at the Moffitt McKinley Outpatient Center in Tampa in recognition of the Gruden family's support.

Gruden's father, Jim, is a long-time veteran of professional, collegiate and high school football coaching and scouting. He served as a personnel consultant with the Tampa Bay Buccaneers after spending 17 seasons in the San Francisco 49ers' scouting department. He was Tampa Bay's Director of Player Personnel (1984-86) and running backs coach (1982-83), joining the NFL after coaching stops at the college and high school levels.

Gruden's brother, Jay, is entering his fifth season as the head coach of the Washington Redskins. He joined the Redskins after serving as offensive coordinator for the Cincinnati Bengals (2011-13), head coach (2010) and offensive coordinator (2009) for the Florida Tuskers of the United Football League (UFL) and was an offensive assistant under his brother for the Tampa Bay Buccaneers for seven seasons (2002-08). Jay spent 18 seasons in the Arena Football League, forging an illustrious career as a quarterback and head coach. In nine seasons as head coach of the Orlando Predators (1998-2001, 2004-08), he led his team to four ArenaBowl appearances and won two championships. In six seasons as quarterback for the Tampa Bay Storm (1991-96), he won four ArenaBowl championships, was named the league's Most Valuable Player in 1992 and was inducted into the AFL's Hall of Fame in 1999. He returned from retirement to quarterback the Predators from 2002-03. Jay played quarterback in the World League of American Football (WLAF) after lettering four years at the University of Louisville.





DERRICK ANSLEY

DEFENSIVE BACKS

1st Season in NFL

1st Season with Raiders



Derrick Ansley enters his first season with the Oakland Raiders as defensive backs coach after spending the past 13 seasons coaching at the college level, winning the 2018 College Football National Championship and the 2011 BCS National Championship. Ansley joins the Raiders after spending the past two seasons in the same role with Alabama.

From 2016-17, Ansley served his second stint with Alabama as the defensive backs coach, posting a 27-2 record during that time. He helped the team earn back-to-back appearances in the College Football Playoff, winning the College Football National Championship this past season. Ansley helped the unit lead the nation in scoring defense and total defense both seasons. Additionally, he helped the defense rank fourth in the nation in passes defended with 85 and seventh in interceptions with 19 in 2017.

Ansley tutored two-time All-American Minkah Fitzpatrick as he transitioned from corner to safety in 2016 and developed into one of the top defensive backs in the nation, earning the Chuck Bednarik and Jim Thorpe awards in 2017 before being drafted 11th overall in the 2018 NFL Draft. In addition to Fitzpatrick, Ansley has helped five of his players get drafted over the last two seasons. S Ronnie Harrison and CB Anthony Averett were selected in the third and fourth round, respectively, of the 2018 NFL Draft. In the 2017 NFL Draft, CB Marlon Humphrey was selected 16th overall and S Eddie Jackson was drafted in the fourth round.

Before returning to Alabama, he spent three seasons at Kentucky as the cornerbacks coach (2013-14) and the secondary coach (2015). He helped Kentucky set a school record with six defensive touchdowns while creating 23 turnovers, a number that ranked second in the SEC in 2015.

In 2012, Ansley served as the defensive backs coach at Tennessee, where he helped the Volunteers improve their national ranking in interceptions by 28 places.

In his first stint at Alabama, he spent two seasons as a graduate assistant from 2010-11, helping the Crimson Tide produce a 22-4 record during that span and win the 2011 BCS National Championship. In 2011, Ansley worked with a defense that led the nation in scoring defense, total defense, pass defense and pass efficiency defense. As a graduate assistant, Ansley tutored All-Americans Mark Barron, Dre Kirkpatrick and DeQuan Menzie.


Ansley began his coaching career at NCAA Division III Huntingdon College, working with the defensive backs from 2005-09. During his tenure at Huntingdon, Ansley helped guide the team to its first winning season and the school's first playoff appearance, producing a winning record in four of the five seasons he was on staff.

PERSONAL: Native of Tallassee, Ala. ...Played defensive back for four seasons at Troy from 2001-04...Earned all-conference honors as a senior in 2004...Finished third in the nation in interceptions (nine) as a junior in 2003...Earned a bachelor's degree in broadcast journalism...Worked toward a master's degree in sports management as a graduate assistant at Alabama...Ansley and his wife, Alaea, have a daughter, Selena.

COACHING BACKGROUND

Years	College/Pro Team	Position Coached
2005-09	Huntingdon College	Defensive Backs
2010-11	Alabama	Graduate Assistant
2012	Tennessee	Defensive Backs
2013-14	Kentucky	Cornerbacks
2015	Kentucky	Secondary
2016-17	Alabama	Defensive Backs
2018	Oakland Raiders	Defensive Backs





D'ANTHONY BATISTE

STRENGTH AND CONDITIONING ASSISTANT

9th Season in NFL
(8 as a player)

1st Season with Raiders



D'Anthony Batiste joins the Raiders for his ninth NFL season and first season as the Raiders strength and conditioning assistant. He brings 12 years of playing experience as an offensive lineman to the post, competing at the sport's highest levels.

In his role, Batiste focuses on the implementation of strength and conditioning coordinator Tom Shaw's training program, specifically with the offensive and defensive lineman. Embodied within Shaw's philosophy is his belief that athletes must work to enhance their performance within each individual position group - wide receivers' workouts are designed to improve their performance as a wide receiver, where an offensive lineman would be trained to increase their skill set in the trenches.

Batiste, who apprenticed under Shaw and began training under Shaw in high school at Tom Shaw Performance in Kenner, La., comes to the Raiders following his playing career in the Canadian Football League for the Edmonton Eskimos, where he left to join Shaw's staff. He played in 56 games for Edmonton, helping the team capture the Grey Cup in 2015.

COACHING BACKGROUND


Years
2018

College/Pro Team
Oakland Raiders

Position Coached
Strength and Conditioning Assistant

PERSONAL: Native of Marksville, La. ...Has numerous certifications, including personal training and health and wellness, and is in the process of completing his degree in kinesiology...Spent eight seasons as an NFL offensive lineman, playing for the Dallas Cowboys, Arizona Cardinals, Atlanta Falcons, Denver Broncos, Washington Redskins, Carolina Panthers and Pittsburgh Steelers... Appeared in 37 career games and made 14 starts...Made 10 starts with the Cardinals in 2012 and four starts for the Falcons in 2007...Played in 56 games over the last four seasons with the Edmonton Eskimos and was named a West Division All-Star at right tackle in 2015...Originally joined the Eskimos in 2006 before the club let him out of his contract to join the Dallas Cowboys...Went undrafted in 2004...At that time, he gave up his career to take care of his family and premature twin boy and girl, who was battling life threatening infections at an intensive care unit... During that time, he worked odd labor construction jobs for Labor Finders to support his family...Later became a Lafayette Parish Sheriffs Officer under Sheriff Mike Neustrom, where he worked as a corrections officer for eight months before being transferred to patrol...While in service, he received numerous accolades and commendations for going above and beyond the call of duty, including his role in post-Hurricane Katrina relief efforts... During his time away from football, he continued to train in order to keep his dream alive...Played collegiately at Louisiana-Lafayette, appearing in 39 games and earned second-team All-Sun Belt honors as a senior in 2003.





EDGAR BENNETT

WIDE RECEIVERS

26th Season in NFL
(8 as a player)

1st Season with Raiders



Edgar Bennett joins the Silver and Black for his first season with the club as the wide receivers coach. Bennett, who will enter his 26th season in the NFL, will begin his first coaching stint outside of Green Bay's organization, having coached the last 13 seasons with the Packers.

Bennett comes aboard the staff having spent the last 17 seasons with the Packers' club in multiple roles, serving as the team's offensive coordinator from 2015-17, wide receivers coach from 2011-14, running backs coach from 2005-10 and as the team's director of player development from 2001-04. Bennett also spent five seasons playing running back for the Packers. As a player and coach, Bennett has won 11 division titles, appeared in six conference championships and won both Super Bowl XXXI in 1996 and XLV in 2010.

During his tenure as the offensive coordinator, Bennett helped orchestrate an offense that finished with 96 touchdown passes since 2015, the most in the NFC and second most in the NFL during that time frame despite missing All-Pro quarterback Aaron Rodgers for nine games in 2017 due to injury. As a former running back, Bennett was able to guide his running back corps to an average of 4.41 yards per carry in the same time frame, a mark that ranks sixth in the NFL. Additionally, Bennett led an offense that ranked eighth since 2015 with a 58.8 percent conversion rate in the red zone, including a third-place finish in 2017 with a success rate of 61.9 percent.

In 2017, Bennett's offense ranked fifth in the NFL in yards per rush (4.47 avg.), despite having to shuffle the backfield due to numerous injuries, including starting RB Ty Montgomery who missed eight games. The offense also tied for sixth in the NFC with 25 touchdown passes on the season.

Guided by Bennett, Rodgers put together one of the most prolific passing seasons in club history in 2016, tossing for 4,428 yards, completing over 400 passes for a completion percentage of 65.7, while adding an NFL-high 40 touchdowns through the air to just seven interceptions. In wake of Rodgers' success under Bennett's tutelage, WRs Jordy Nelson and Davante Adams combined for a league-best 26 touchdown receptions. Nelson led the league with 14 scores of his own, adding 1,257 yards receiving and 97 receptions, the fifth most in the Packers history, en route to earning the NFL's Comeback Player of the Year Award. Additionally, the offense as a whole averaged 27.0 points per game, the fourth-best mark in the league.

At the helm of the offense for the first time in 2015, Bennett emphasized ball security, as the team's 17 turnovers were the fifth fewest in club history and also ranked fourth fewest in the NFL that year. Bennett's primary focus was most apparent with Rodgers, as he posted the third-best pass interception percentage (1.4) in the NFL, throwing just seven interceptions on 572 attempts. Bennett oversaw an offense that saw its quarterback post over 30 touchdown passes (31) for the fifth time in career.

Green Bay also rostered four wide receivers that notched at least 50 receptions in the same season, just the third time (1983 and 2002) the feat has been accomplished since 1940. The offense's incredibly efficient play helped guide the club to a franchise record seventh consecutive playoff berth (2009-15).

From 2011-14, Bennett put together one of the finest receiving trios in the NFL, as WRs Randall Cobb, James Jones and Nelson made the Packers one of just three teams to roster three receivers with at least 20 receiving scores each during that span. The three combined for 92 receiving touchdowns. Nelson accounted for 43 of those, the fourth most in the NFL since 2011 and also finished sixth in the league with 4,841 receiving yards in the same time frame.

In 2014, Bennett mentored Cobb and Nelson to one of the greatest single-season performances the NFL has seen by two teammates, as they became the first duo in league history to each record 90-plus receptions, 1,200-plus yards and 12-plus receiving touchdowns. Nelson's 1,519 receiving yards set a club record, while his 98 receptions were fourth-most in franchise annals. For Cobb, it was the first 1,000-yard season of his career. The two both earned Pro Bowl selections after becoming the first pair of Packers players to notch at least 90 receptions in the same season.

COACHING BACKGROUND		
Years	College/Pro Team	Position Coached
2005-10	Green Bay Packers	Running Backs
2011-14	Green Bay Packers	Wide Receivers
2015-17	Green Bay Packers	Offensive Coordinator
2018	Oakland Raiders	Wide Receivers



A 2013 campaign saw Green Bay receiving corps account for 3,319 yards receiving, the second most in a single season in club history, despite dealing with the loss of Rodgers for seven games due to injury. With four different quarterbacks taking the snap from under center that season, the group of receivers still managed to average 207.4 yards per game, second most in the league.

In 2012, Jones led the NFL with 14 receiving touchdowns, becoming the first Packer to lead the league in receiving scores since Shannon Sharpe (18) accomplished the feat in 1994. With the absence of two of their top wide receivers for multiple games, Bennett helped second-year receiver Cobb emerge as a versatile threat, as he led the team with 80 receptions and 954 yards, while also hauling in eight touchdown passes.

In 2011, the receivers posted some of the best numbers in club history, accounting for a team-record 3,667 yards receiving and 38 touchdowns, the second-highest touchdown total in NFL history by a receiving group at the time. Bennett coached Nelson to a career-high 15 touchdown receptions, the third most in team history, adding 68 receptions for 1,263 yards (18.6 avg.), marking the second-best receiving average in the league that year among wide receivers with at least 50 receptions. Wide receiver Greg Jennings earned a Pro Bowl selection that season, posting 949 yards and nine touchdowns in just 13 games played.


Prior to his move to wide receivers, Bennett served six years as a running backs coach for the Packers from 2005-10. In his six years, Bennett coached running backs to 1,000-yard seasons three different times.

In his last season as running backs coached, Bennett oversaw the development of sixth-round draft pick running back James Starks, who set franchise rookie playoff-record 123 yards in 2010 in the NFC Wild Card round and was instrumental down the stretch during the Packers' Super Bowl XLV title run. From 2008-09, Bennett coached RB Ryan Grant to over 1,200 yards on the ground in consecutive seasons, just the third tailback in team history to accomplish the feat. Grant also finished second in the NFC in 2009 with 11 rushing scores, the most by a Packers running back since 2003.

Bennett was key to the initial progress of Grant in 2007, Grant's first season with the team, as he totaled five 100-yard performances and set a Green Bay postseason record with 201 yards on the ground against the Seahawks. In 2006, Bennett helped lead the Packers' all-time leading rusher RB Ahman Green to his final 1,000 yard season. Due to injuries in Year 1 as running backs coach in 2005, Bennett mentored undrafted rookie RB Samkon Gado to the second-most productive season by a first-year running back in club history, as Gado posted 582 yards and six scores on the ground.

Prior to his move to coaching, Bennett spent four years in the Packers front office, serving as the team's director of player development from 2001-04. Bennett and his developmental cast around him were recognized in 2003 as the NFC's best player development department.

PERSONAL: Native of Jacksonville, Fla. ...Played eight seasons in the NFL for the Green Bay Packers and Chicago Bears...Was the Packers' fourth round selection in the 1992 NFL Draft...Played in 112 games, starting 77 of them and tallied 3,992 yards rushing on 1,115 carries and added 21 touchdowns...Also added 284 receptions for 2,245 yards and 10 receiving touchdowns...Became the fifth running back in Packers annals to rush for 1,000 yards in a season during the 1995 season as he finished with 1,067...Started for the Packers in their Super Bowl XXXI victory...Was a four-year starter at Florida State (1987, 1989-91) and graduated with a bachelor's degree in social science, with a primary emphasis in political science and a secondary emphasis in sociology...Inducted into the Florida State Athletic Hall of Fame in 2005...Attended Robert E. Lee High School in Jacksonville (Fla.) and earned first-team all-state honors...Has a wife, Mindy, a son, Edgar IV, and daughter, Elyse Morgan.



TIM BERBENICH

QUALITY CONTROL - OFFENSE

16th Season in NFL

1st Season with Raiders



Tim Berbenich enters his first season with the Oakland Raiders, bringing 15 years of experience in the NFL. Berbenich joins the Raiders having spent the last five seasons with the Indianapolis Colts.

In his five seasons with the Colts, Berbenich assisted in numerous roles on both the offense and defense, serving as the team's offensive assistant from 2013-14, defensive assistant in 2015 and offensive assistant/assistant quarterbacks coach in 2016-17. The team won two division titles (2013-14) in Berbenich's first two seasons as an offensive assistant, going 11-5 in back-to-back seasons.

In his last two seasons as offensive assistant/assistant quarterbacks coach, Berbenich worked closely with second-year QB Jacoby Brissett, who started 15 games for the Colts in 2017.

Brissett passed for over 3,000 yards in his first year as a starter and tied for sixth in the NFL for lowest pass interception percentage (1.5). In 2016, Berbenich helped QB Andrew Luck, as he established a career-high 63.5 completion percentage while also finishing in the top-10 in the NFL in passing yards (4,240, eighth) passing touchdowns (31, fifth) and passer rating (96.4, ninth).

In his one-year stint as a defensive assistant, Berbenich assisted in two Pro Bowl selections in Mike Adams and Vontae Davis, both who earned the honor for the second consecutive campaign. The Colts scored five defensive touchdowns under his tutelage, tied for the most in club history. In addition, the defense's five interceptions returned for a score tied for first in the NFL and their 17 picks total ranked sixth.

In his first two seasons as an offensive assistant, Berbenich helped guide an offense that ranked fifth in passing yards per game (269.3 avg.) and seventh in total offense (374.2 avg.) from 2013-14. The offense also ranked seventh with 89 touchdowns during that same time frame. In 2014, the club set franchise record with 6,506 net yards and 4,894 net passing yards, while recording the second-highest point total (458) in the NFL that season. In 2013, the Colts amassed 1,743 total yards on the ground, the most by the team since 2006. The offense's 14 turnovers established a new franchise record, while the team also became the first club since 2002 to finish with the least amount of turnovers and penalties in a single season.

Before joining the Colts' staff, Berbenich served as an assistant wide receivers coach with the Tampa Bay Buccaneers from 2009-11. In 2010, he mentored rookie ER Mike Williams to 65 receptions, 964 yards receiving and 11 touchdowns, marks that all led the NFL among rookies. Williams' 11 touchdown receptions also tied fourth league wide. For his exceptional first outing in the NFL, Williams finished second in voting for the Associated Press Offensive Rookie of the Year.



In 2009, Antonio Bryant led the club's wide receiving group with 600 yards and four touchdowns, both second overall on the team, while rookie seventh-round draft pick Sammie Stroughter enjoyed a successful first campaign and finished third on the team with 31 receptions.


In 2008, served as the team's assistant running backs coach. That year, the team rushed for over 1,800 yards for the second consecutive season, as Berbenich coached two players to over 500 rushing yards.

From 2006-07, Berbenich served as the team's offensive quality control coach under Jon Gruden. He helped mentor an offense that saw Joey Galloway cross 1,000 yards and six touchdown receptions in consecutive seasons. On the ground, RB Earnest Graham had the best season of his career in 2007, totaling career highs in rushing yards (898) and touchdowns (10), while also adding 49 receptions for 324 yards.

Prior to joining the Buccaneers, Berbenich broke into the NFL coaching ranks with the New York Jets as offensive assistant in 2003-04 and additionally as a quality control coach for the team in 2005. He helped coach the team to two postseason appearances (2002 and 2004) during his tenure with the team.

PERSONAL: Native of Huntington, N.Y. ...Before coaching, served in the New York Jets team operations department as an intern in 2000, before earning a full-time role in 2002 as an operations assistant...Attended Hamilton College, where he played wide receiver while also completing his degree in economics...Has a wife, Diane, and two sons, Jack (eight) and Drew (five).

COACHING BACKGROUND		
Years	College/Pro Team	Position Coached
2002	New York Jets	Operations Assistant
2003-04	New York Jets	Offensive Assistant
2005	New York Jets	Offensive Assistant/ Quality Control
2006-07	Tampa Bay Buccaneers	Offensive Quality Control
2008	Tampa Bay Buccaneers	Assistant Running Backs
2009-11	Tampa Bay Buccaneers	Assistant Wide Receivers
2013-14	Indianapolis Colts	Offensive Assistant
2015	Indianapolis Colts	Defensive Assistant
2016-17	Indianapolis Colts	Offensive Assistant/ Assistant Quarterbacks
2018	Oakland Raiders	Quality Control - Offense



RICH BISACCIA

ASSISTANT HEAD COACH/ SPECIAL TEAMS COORDINATOR

17th Season in NFL

1st Season with Raiders



Rich Bisaccia enters his first season with the Raiders in 2018, bringing 35 years of coaching experience to the role, including seven years under Head Coach Jon Gruden with the Tampa Bay Buccaneers from 2002-08.

Bisaccia's resume includes 16 seasons of experience as a special teams coordinator in the NFL with the Dallas Cowboys (2013-17), San Diego Chargers (2011-12) and Tampa Bay Buccaneers (2002-10). Bisaccia is entering his 17th overall season as an NFL coach, and spent the previous five seasons with the Dallas Cowboys as the special teams coordinator, including the last three with the added role of assistant head coach.

In Bisaccia's five seasons with the Cowboys, he helped the team win two NFC East titles (2014 and 2016) and guided a unit that ranked fifth in kickoff return average (24.2) and ranked in the top five in two separate seasons, finishing third in 2017 and fourth in 2013 after inheriting a unit that ranked 29th in 2012. Dallas was successful in the kicking game under Bisaccia's guidance, as K Dan Bailey connected on 87.4 percent of his field goals during that span. He tied for the league lead in field goal percentage in 2015, earning his first Pro Bowl selection. Bisaccia also helped LS Louis-Phillipe Ladouceur earn his first Pro Bowl honor in 2014. The Cowboys owned a net punting average of 40.4 in his five years at the helm of special teams, ranking 10th in the NFL over that span.

Last year, Bisaccia led a unit that pinned opponents inside the 20-yard line 34 times, a figure that led the NFL in 2017 and marked the second most in franchise history. The unit also ranked in the top five in kickoff return average, finishing third with an average of 24.8. Bailey connected on 15-of-20 field goals while also hitting 26-of-28 extra points. Ladouceur was perfect on all of his snaps and rookie WR Ryan Switzer finished seventh in the NFL with 856 total return yards (600 kickoff return, 256 punt return) and earned first-team All-Rookie honors from the Pro Football Writers of America as a returner.

In 2016, the Cowboys' special teams unit helped the team win the NFC East, as Dan Bailey was true on 27-of-32 field goals (84.4 percent) and all 46 extra point attempts for 127 total points to tie for eighth amongst league kickers. Bailey also became the club's all-time leader in field goals made after he surpassed Rafael Septien (162) during the 10th game of the season. Bisaccia's 2015 unit was highlighted with a Pro Bowl season by Bailey. Bailey connected on 30-of-32 field goals to tie the highest percentage in the NFL (career-high 93.8 percent), while also hitting all 25 extra points as he was rewarded with his first ever trip to the NFL's annual all-star game.

In 2014, Bailey finished the year 25-of-29 with a career field goal percentage of 89.8 and also hit a career-high 56 extra points. WR Dwayne Harris led all coverage men with 18 tackles and Ladouceur, who was perfect on every snap for the 10th straight season, earned his first career trip to the Pro Bowl. In his first season in charge of the Cowboys' special teams, Bisaccia's impact was immediate in the return game, as he upgraded the squad's NFL kickoff return average ranking from 29th (20.6 yards per return) in 2012 to fourth (25.5) in 2013. In particular, Harris' 30.6-yard kickoff return average was second in the league, while his punt return average of 12.8 yards per return ranked third in the NFL. In the kicking game, Bisaccia's work with Bailey helped him finish the season 28-of-30 on field goals (93.3 percent). Bailey also set the single-season club record for field goals of 50-or-more yards with six in 2013.

Before joining the Cowboys, Bisaccia spent two seasons in San Diego with the Chargers as the special teams coordinator in 2011 before adding assistant head coach duties in 2012. Bisaccia guided his unit to an immediate improvement in punting during his first season, as the Chargers went from last in the league in net average (28.7 net yards per punt) in 2010 to 10th in 2011 with a net average of 39.7. During Bisaccia's two years in San Diego, the Chargers ranked sixth in punting average (46.9) over that span. P Mike Scifres had an outstanding year in 2011, averaging a career-best 47.5 yards per punt.

Bisaccia entered the NFL coaching ranks as a special teams coordinator with the Tampa Bay Buccaneers in 2002. From 2002-10, Bisaccia served in various roles on the Buccaneers coaching staff, working for Jon Gruden for the first seven years of his stint in Tampa Bay. Bisaccia was the special teams coordinator from 2002-07 and he added the responsibility of associate head coach and running backs in 2008 before spending 2009-10 as the associate head coach/special teams coordinator.

During his time with the Buccaneers, Bisaccia oversaw one of the best special teams units in the NFL. He helped Tampa Bay win Super Bowl XXXVII in his first season as an NFL coach and guided three players to Pro Bowl honors (P Josh Bidwell, LS Dave Moore and KR Clifton Smith) in addition to 13 NFC Player of the Week awards and four NFC Player of the Month awards. Bisaccia's units scored eight return touchdowns with four on kickoff returns and four on punt returns. He also saw his group block 18 kicks – 10 field goal attempts, five punts and three extra points – during his time in Tampa Bay, with a league-leading six blocked kicks in 2009. In his nine seasons from 2002-10 with Tampa Bay, the special teams unit ranked in the top 10 in the NFL in several categories, including opponent kickoff return average (sixth, 21.0 yards per return), fewest kickoff and punt returns surrendered for touchdowns (tied for fourth, five touchdowns surrendered), kickoff return average (fourth, 23.0 yards per return), team gross punting average (10th, 43.0) and punts placed inside the 20-yard line (seventh, 229).

In 2009, the Buccaneers led the NFL in kickoff return average (26.3 yards per return) while ranking second in the league in opponent kickoff return average (19.1 yards per return). The Buccaneers' six blocked kicks on the season led the NFL and were the second-highest single-season total in franchise history. Bisaccia's unit also accounted for three return touchdowns. The 2008

COACHING BACKGROUND

Years	College/Pro Team	Position Coached
1983	Wayne State	Defensive Backs/Special Teams
1984-87	Wayne State	Quarterbacks/Wide Receivers
1988	South Carolina	Graduate Assistant–Tight Ends/ Wide Receivers
1989-1990	South Carolina	Volunteer Assistant– Defensive Ends/Special Teams
1991	South Carolina	Volunteer Assistant–Tight Ends/ Special Teams
1992-93	South Carolina	Running Backs/ Special Teams Coordinator
1994-98	Clemson	Running Backs/ Special Teams Coordinator/ Recruiting Coordinator
1999	Mississippi	Running Backs/ Special Teams Coordinator
2000-01	Mississippi	Assistant Head Coach/ Running Backs/ Special Teams Coordinator
2002-07	Tampa Bay Buccaneers	Special Teams Coordinator
2008	Tampa Bay Buccaneers	Associate Head Coach/ Special Teams and Running Backs
2009-10	Tampa Bay Buccaneers	Associate Head Coach/ Special Teams Coordinator
2011	San Diego Chargers	Special Teams Coordinator
2012	San Diego Chargers	Assistant Head Coach/ Special Teams Coordinator
2013-14	Dallas Cowboys	Special Teams Coordinator
2015-17	Dallas Cowboys	Assistant Head Coach/ Special Teams Coordinator
2018	Oakland Raiders	Assistant Head Coach/ Special Teams Coordinator

season was highlighted by rookie return man Clifton Smith, as he became the first Buccaneer selected to the Pro Bowl as a kick returner and earned second-team All-Pro honors. Bisaccia also oversaw the running backs corps in 2008, helping RB Warrick Dunn finish the season with 786 yards on 186 carries (4.2 avg.). Dunn also became just the sixth player in NFL history to record 10,000 rushing yards and 500 receptions in his career during the 2008 campaign.

Under the direction of Bisaccia in 2007, the Buccaneers ranked 12th in the NFL in kickoff return average (23.3 yards per return), seventh in punt return coverage (7.4 yards per return) and second in kickoff return coverage (19.5 yards per return). K Matt Bryant had a then career-high 118 points, sixth in the NFC and tied for 10th in the NFL, ranking third in Buccaneers history for points in a single season. WR Mark Jones also set a then-Buccaneers single-season record for kickoff return average (28.6 yards per return) in 2007. The Buccaneers' kickoff coverage unit excelled in 2006, ranking first in the NFL in lowest opponent kickoff return average (18.4 yards per return). For the second consecutive season, a member of Bisaccia's unit was sent to the Pro Bowl as LS Dave Moore was added to the NFC Pro Bowl roster.

In his second year with the Buccaneers under Bisaccia in 2005, P Josh Bidwell was named to his first Pro Bowl and earned second-team Associated Press All-Pro honors while ranking third in the NFL and first in the NFC with a career-best 45.6-yard gross punting average. Bidwell placed 23 punts inside the 20-yard line in 2005, then the second-highest total of his career, to rank fifth in the NFC. Bisaccia's unit challenged several team and individual records in 2004, including best kickoff return average (24.2 yards per return), most kickoff return yardage (1,450) and most punts inside the 20-yard line (23).

The Buccaneers special teams enjoyed success throughout the 2002 season and proved vital in the franchise's first Super Bowl title. Buccaneers career scoring leader, K Martin Gramatica, hit on 32-of-39 (82.1 percent) field goal attempts in 2002, including 5-of-6 from 50-or-more yards, while also hitting all 32 of his extra points. Gramatica tied for the NFC lead with a career-high 32 field goals, while his 39 field goal attempts and 128 points in 2002 were new club single-season records.

Prior to joining the Buccaneers, Bisaccia spent 19 seasons coaching at the collegiate level. From 1999-2001, he coached at Mississippi, serving as the running backs coach and special teams coordinator, adding the role of assistant head coach for his last two seasons. He mentored All-SEC performers RB Deuce McAllister, RB Joe Gunn and K Les Binkley during his tenure. Ole Miss also excelled on special teams under Bisaccia, with Binkley setting a single-season scoring mark for a kicker. In 2001, the unit led the conference and ranked 12th in the nation in kickoff returns with a 24.4-yard average. McAllister, who was chosen in the first round of the 2001 NFL Draft, established 18 school records in his career. He ended his career with a team-record 3,060 rushing yards and was named all-conference in both 1999 and 2000.

Bisaccia spent five seasons (1994-1998) as the running backs coach, special teams coordinator and recruiting coordinator at Clemson. Under his tutelage, the Tigers set a school record with eight blocked kicks in 1997. Over the three-year period from 1995-1997, Clemson had 15 blocked kicks, the most-ever for a three-year span in school history.

Bisaccia spent six seasons at South Carolina from 1988-93, beginning as a graduate assistant for tight ends and wide receivers in 1988. After one season in the graduate assistant role, he was a volunteer assistant for the school for three seasons, first working with defensive ends and special teams (1989-90) followed by tight ends and special teams (1991).

Bisaccia began his coaching career in 1983 at Wayne State College (Nebraska), coaching defensive backs and special teams. He switched to the offensive side of the ball in 1984, tutoring quarterbacks and wide receivers for the next four seasons (1984-87).

PERSONAL: Native of Yonkers, N.Y. ... Graduated from New Fairfield High School in Connecticut...Attended Yankton College in South Dakota from 1979-1982 and was a four-year starter at defensive back...Served as team captain in 1982 and earned All-South Dakota Intercollegiate Conference honors in 1981 and 1982...Was a free agent signee with the Philadelphia Stars of the USFL in 1983...Received a bachelor of science degree in physical education from Wayne State...He and his wife, Jeanne, have three daughters, Michele, Elizabeth and Maddie, a son, Richie, and three grandchildren, Joel, AnnJean and Cash.





TOM CABLE

OFFENSIVE LINE

14th Season in NFL
(1 as a player)

5th Season with Raiders



Tom Cable returns for his second stint in Oakland as an offensive line coach, having served as the offensive line coach from 2007-08 and head coach from 2008-10. Cable brings 30 years of coaching experience to the post, including 12 seasons in the NFL.

From 2011-17, Cable helped the Seattle Seahawks win three NFC West titles, two NFC Championships and a Super Bowl XLVIII title. During his seven seasons as the Seahawks' assistant head coach/offensive line, his line helped Seattle's running game rank second in the NFL with 131.9 yards per game over that span.

He saw three players on his line receive a total of five Pro Bowl honors as Max Unger and Russell Okung earned selections in 2012 and 2013, with Unger being named first-team All-Pro in 2012 and Duane Brown earning the honor in 2017. Cable's line also helped current Raider RB Marshawn Lynch earn four consecutive Pro Bowl honors from 2011-14 and was named first-team All-Pro in 2012.

After losing a starting member of his line in the preseason of 2017, Cable guided Brown, who joined Seattle in Week 2, into the starting role and saw him earn a Pro Bowl selection. Under Cable's direction in 2016, his line helped Seattle average 357.2 yards per game, a figure that ranked 12th in the NFL.

In 2015, Cable helped Seattle's rush offense finish in the top-five for the fourth consecutive season, ranking third with 141.8 yards per game. Behind Cable's line, undrafted Thomas Rawls had a break out rookie season, highlighted with a 209-yards rushing performance against the San Francisco 49ers, a figure that ranked second among rookies in franchise history.

Cable was the leader of the league's best rushing attack during Seattle's run to Super Bowl XLIX in 2014 with a franchise record 2,762 yards on the ground and saw his unit set the franchise record for rushing yards in a single game with 350 against the New York Giants. Cable's line helped Lynch total a career-high 17 touchdowns and add 1,306 yards on 280 carries.

In 2013, the Seahawks once again ranked in the top-five in rushing, averaging 136.8 yards per game to rank fourth in the NFL. Cable helped Unger and Okung earn their second straight Pro Bowl nods while helping Lynch to another Pro Bowl season with 1,257 yards on 301 carries and 14 total touchdowns. In Seattle's Super Bowl XLVIII victory, the Seahawks rushing attack gained 135 yards on 29 carries and recorded one touchdown.

Cable's 2012 line was led by first-team All-Pro and Pro Bowler Unger and Pro Bowler Okung, as they finished the season as the league's fourth-youngest starting offensive line. Seattle's rushing attack ranked third in the NFL with 2,579 yards, which was led by first-team All-Pro and Pro Bowler Lynch, who set career-highs in carries (315), rushing yards (1,590), average gain (5.0) and yards from scrimmage (1,786).

Facing injuries to his line in 2011, Cable maintained a solid unit as Seattle's line paved the way for Lynch's Pro Bowl season with 285 carries, 1,204 yards on the ground and 12 rushing touchdowns.

Before joining the Seahawks, Cable spent four seasons in Oakland from 2007-10. He was named the 17th head coach of the Raiders on February 3, 2009 after serving as the interim head coach for the last 12 games of the 2008 season. He led Oakland to an 8-8 record in 2010, a three-win improvement from the year before, and went 17-27 in his time leading the Silver and Black.

Cable started his first stint in Oakland as the offensive line coach from 2007-08. The Raiders rushing attack ranked in the top-10 in the NFL both years finishing sixth in 2007 (130.4 yards per game) and 10th in 2008 (124.2).

Cable entered the NFL coaching ranks as an offensive line coach with the Falcons in 2006, where he worked with a unit that saw the Falcons lead the NFL in rushing with 183.7 yards per game.

From 2004-05, Cable was both the offensive coordinator and offensive line coach at UCLA. Cable's offense averaged 410.0 yards per game in his first season and increased to 431.0 in 2005.

He served as the head coach of Idaho from 2000-03, during which time his team averaged 424.1 yards of total offense per game.

Cable worked with the offensive line at Colorado in 1989 before being promoted to offensive coordinator in 1999. Under his direction, Colorado ranked 14th in the nation with 424.9 yards per game in 1999.

In 1992-97, Cable served as the offensive line coach at California, where he tutored four first-team All-Pac 10 selections.


Cable was the offensive line coach at UNLV in 1991 after spending the 1990 season working with the defensive line at Cal State Fullerton. Cable had two stints as a graduate assistant, first at Idaho from 1987-88 where he began his coaching career, then spent the 1989 season at San Diego State.

PERSONAL: Native of Merced, Calif. ...Played guard for four years at Idaho and spent one season with the Indianapolis Colts before beginning his coaching career...Cable and his wife, Carol, have five children, Ryan, Amanda, Alex, Zach and Vincent.

COACHING BACKGROUND

Years	College/Pro Team	Position Coached
1987-88	Idaho	Graduate Assistant
1989	San Diego State	Graduate Assistant
1990	Cal State Fullerton	Defensive Line
1991	UNLV	Offensive Line
1992-97	California	Offensive Line
1998	Colorado	Offensive Line
1999	Colorado	Offensive Coordinator
2000-03	Idaho	Head Coach
2004-05	UCLA	Offensive Coordinator/ Offensive Line
2006	Atlanta Falcons	Offensive Line
2007-08	Oakland Raiders	Offensive Line
2008-10	Oakland Raiders	Head Coach
2011-17	Seattle Seahawks	Assistant Head Coach/ Offensive Line
2018	Oakland Raiders	Offensive Line





BRIAN CALLAHAN

QUARTERBACKS

9th Season in NFL

1st Season with Raiders



Brian Callahan enters his ninth season in the NFL, his first with the Silver and Black, as quarterbacks coach. Callahan joins the Raiders after spending the past two seasons coaching in the same capacity with the Detroit Lions.

Callahan's guidance and development of QB Matthew Stafford was apparent, as Stafford ranked in the top-10 in touchdown passes (53), passing yards (8,773), completions (759), completion percentage (65.5) and pass interception percentage (1.7) over the course of Callahan's two-year stint with the Lions.

Last season, Stafford ranked third in the NFL and first in the NFC in passing yards (4,446), fourth in passing touchdowns (29) and sixth in completion percentage (65.7 percent), the second-best mark of his career. Stafford also threw just 10 interceptions for the second consecutive year, a career low for the quarterback.

In his first year with Detroit in 2016, Callahan coached Stafford to an NFL-best eight fourth-quarter game-winning drives, the most by a signal caller in a single season since the 1970 AFL-NFL merger. In the season's finale and Stafford's 109th career game, he set an NFL record by crossing the 30,000-yard barrier in the fewest games in NFL history, breaking Hall of Fame QBs Dan Marino and Kurt Warner's record of 114.

Prior to joining the Lions, Callahan broke in to the NFL with the Denver Broncos, spending six years with the club in a multitude of offensive roles, entering as a coaching assistant in 2010, quality control – offensive from 2011-12, offensive assistant in 2013-14 and finished as an offensive assistant/quarterbacks coach in 2015.

During his tenure with the Broncos, Callahan helped mold one of the NFL's most potent offenses that led the Broncos to five consecutive AFC West titles from 2011-15, including a Super Bowl 50 victory in 2015.

As the team's offensive assistant/assistant quarterbacks coach, Callahan guided a quarterback room to their fourth consecutive season with at least 4,000 yards through the air. Despite the rotation of quarterbacks throughout the season, WRs Demaryius Thomas and Emmanuel Sanders both topped 1,000 yards receiving for the second consecutive year. They combined for nine 100-yard outings and added six scores apiece.

The Broncos finished fourth in the NFL in 2014 in total offense, averaging 402.9 yards per game, and ranked second in points per game by averaging 30.1. Under Callahan's watch, six offensive starters were named to the Pro Bowl that season, two of which earned the nod for the first time in their career (RB C.J. Anderson and Sanders).

In 2013, Callahan mentored QB Peyton Manning to his fifth Most Valuable Player Award after leading the club's offense to an NFL single-season mark for points scored (606) while throwing for 55 scores. The team won its third consecutive AFC West title and competed in Super Bowl XLVIII. Additionally, the Broncos led the NFL with an average of 457.3 yards per game.

In 2012, the Broncos finished fourth in the league in total offense, averaging 397.9 yards per game while topping the 30-point mark in an NFL-best 11 contests that season. With the help of Callahan in a quality control – offense role, Manning threw 37 touchdowns in his return to the gridiron, the third most in the league. Additionally, WRs Eric Decker and Thomas caught 13 and 10 touchdown passes from Manning, respectively, totaling the most (23) of any duo in the league that season.

Before the arrival of Manning, Callahan helped guide an offensive unit that posted a league-high and club-record 164.5 rushing yards per game in 2011. Their ground game paced the way for the team's first AFC West crown in six years.

In his first season with a professional team, Callahan served as a coaching assistant in 2010 with an extensive role instructing the team's running backs over the last four games when running back coach Eric Studesville was named the interim head coach.

Under his tutelage, the backfield posted a 1.8 yard per carry improvement in the second half of the season, the best second-half improvement in the NFL that year.

Prior to joining the NFL coaching ranks, Callahan spent two years (2008-09) at Junipero Serra High School in nearby San Mateo, Calif., as the team's offensive coordinator and quarterbacks coach. From 2006-07, Callahan began his career in coaching as a graduate assistant at UCLA, serving in the Bruins' football operations department in 2006 before expanding his role in 2007 by working with the wide receivers, breaking down opponent game film and assisting with game preparation.

PERSONAL: A native of Champaign, Ill. ...Appeared in 13 games for the Bruins as a holder on point after attempts as a former walk-on quarterback...Received his bachelor's degree in sociology from UCLA in 2006 before leaving the school in 2008 with a master's degree in education...Played at the nationally recognized De La Salle High School in Concord, Calif., and was a part of the school's national-record 151-game winning streak...Was a two-year letterwinner at quarterback for the number one ranked program...Is the son of Bill Callahan, a former head coach of the Raiders (2002-03)...He and his wife, Allyson, have a son, Ronan, and daughter, Norah.

COACHING BACKGROUND		
Years	College/Pro Team	Position Coached
2006-07	UCLA	Graduate Assistant
2010	Denver Broncos	Coaching Assistant
2011-12	Denver Broncos	Quality Control - Offense
2013-14	Denver Broncos	Offensive Assistant
2015	Denver Broncos	Offensive Assistant/ Quarterbacks
2016-17	Detroit Lions	Quarterbacks
2018	Oakland Raiders	Quarterbacks





MARCO COLEMAN

ASSISTANT DEFENSIVE LINE

15th Season in NFL
(14 as a player)

1st Season with Raiders



Marco Coleman joins the Raiders for his 15th NFL season, 14 as a player, and his first season as an NFL coach. Coleman was a fixture in the league as a player for more than a decade from 1992-2005, and earned a Pro Bowl berth during his career.

In 2017, Coleman participated in the Bill Walsh NFL Diversity Coaching Fellowship program in training camp with the Super Bowl Champion Philadelphia Eagles, working extensively with the defensive line. Notable players that Coleman worked with in 2017 were DE Brandon Graham and DT Fletcher Cox, who was named to the Pro Bowl later that year. Following his stint with the Eagles, Coleman served as the defensive coordinator for Mandarin High School in Jacksonville, Fla., for the 2017 season.

Coleman joined Merrill Lynch as a financial advisor in 2012 and worked there for three years until 2014 before becoming a partner at an investment advisory firm, Matador Financial Planning. While serving many clients, Matador focused on the financial needs of professional athletes.


Following his playing career, Coleman served as a pregame and postgame radio analyst for the Jacksonville Jaguars' flagship radio network from 2007-12, broadcasting from the stadium at each Jaguar home game.

COACHING BACKGROUND

Years	College/Pro Team	Position Coached
2018	Oakland Raiders	Assistant Defensive Line

PERSONAL: Native of Dayton, Ohio...Played 14 NFL seasons after being selected 12th overall by the Miami Dolphins in 1992...Totaled 610 tackles (478 solo), 65.5 sacks, 16 forced fumbles, five fumble recoveries, one of which was returned for a touchdown, one interception and 17 passes defended in 207 career games with the Miami Dolphins, San Diego Chargers, Washington Redskins, Jacksonville Jaguars, Philadelphia Eagles and Denver Broncos...Recorded seven seasons with at least five sacks over his career...Played his first four seasons with the Dolphins, totaling 24 sacks with Miami...Was named Sports Illustrated's NFL Rookie of the Year in 1992 after starting 15 games and posting six sacks...Was named to the Pro Bowl in 2002 after posting a career-high 12 sacks for the Redskins...Was a standout at Georgia Tech, finished as the school's and conference's all-time leader with 28 sacks in just three seasons...Named to All-American First Team in 1991... He was also named to the All-ACC First Team two times, in his sophomore and junior seasons.





DEUCE GRUDEN

STRENGTH AND CONDITIONING ASSISTANT

3rd Season in NFL

1st Season with Raiders



Deuce Gruden enters his first season with the Silver and Black as a strength and conditioning assistant, having spent the last two seasons with the Washington Redskins on the club's strength and conditioning staff.

Last year with the Redskins, Gruden was promoted to a strength and conditioning assistant, a year that saw three Redskins named to the Pro Bowl and an additional two added as alternates. Under Gruden's tutelage as a Certified Strength and Conditioning Specialist, 2017 marked the first time since 2012-13 in which the club has had at least three Pro Bowl selections in back-to-back seasons.

Among his coaching responsibilities in 2017, Gruden also played a large role training athletes in attendance for Raiders Head Coach Jon Gruden's 2017 Gruden QB Camp. It was there that Gruden worked closely with Raiders Strength and Conditioning Coordinator Tom Shaw, helping athletes prepare to participate in the NFL Combine.


His inaugural season in the NFL came in 2016 as a strength and conditioning intern for the Redskins. That year, Gruden was a fixture in the team's program, helping train a club that rostered five Pro Bowl selections.

PERSONAL: Native of Tampa, Fla. ...Currently working on a Masters from A.T. Still University in Kinesiology with a focus in corrective exercise...Certified Strength and Conditioning Specialist who is also a competitive powerlifter and won gold at the 2017 International Powerlifting Federation's World Classic Powerlifting Championships in Belarus...Attended Lafayette University where he earned a degree in biology while also playing running back for the Leopards from 2012-15...Son of Raiders Head Coach Jon Gruden and nephew of Washington Redskins Head Coach Jay Gruden.

COACHING BACKGROUND

Years	College/Pro Team	Position Coached
2016	Washington Redskins	Strength and Conditioning Intern
2017	Washington Redskins	Strength and Conditioning Assistant
2018	Oakland Raiders	Strength and Conditioning Assistant





PAUL GUENTHER

DEFENSIVE COORDINATOR

16th Season in NFL

1st Season with Raiders



Paul Guenther enters his first season as defensive coordinator for the Raiders, having spent the previous 13 seasons with the Cincinnati Bengals, including the last four as defensive coordinator.

In his 13 seasons with Bengals, Guenther helped the team win four AFC North titles (2005, 2009, 2013 and 2015) and reach the postseason seven times, including a franchise-record five straight trips to the playoffs from 2011-15.

As the Bengals' defensive coordinator from 2014-17, Guenther guided a unit that ranked fifth in points allowed per game (20.1) over that time span and ranked in the top 10 in two separate seasons, finishing second and setting a Bengals franchise record in 2015 (17.4) and eighth in 2016 (19.7). Cincinnati also excelled in forcing turnovers, recording 69 interceptions over the last four years, a number that ranks first in the NFL. Guenther also coached his defensive players to eight Pro Bowl selections as the team's defensive coordinator, including four straight selections for DT Geno Atkins. The Bengals also limited opposing passers to just an 80.1 quarterback rating in his four years at the helm of the defense, ranking first in the NFL over that span.

Last season, Guenther led a defensive group that finished sixth in the NFL in yards per play, holding opponents to an average of only 4.97. With 21.8 points allowed per game, Guenther tallied his fourth consecutive season as coordinator where the defense averaged under 22 points per game. The unit was also one of just seven teams to have four players with at least five sacks each.

In 2016, the defense finished eighth in the league in fewest points allowed (19.7). Cincinnati held opponents under 20 points in six of the last seven games, and only 15.0 points per game over that stretch. Guenther's unit finished second in the NFL with 17 interceptions and ranked seventh in red zone defense. DT Geno Atkins and DE Carlos Dunlap led the charge, and both were selected as starters in the Pro Bowl. Atkins led all NFL interior linemen in sacks (nine) and was also named first-team All-Pro by The Sporting News. Dunlap was second on the team in sacks (eight) and had tallied 15 passes defended.

The Bengals' defense finished 2015 as one of the strongest units in the league, ranking second in the NFL in points allowed at just 17.4 per game. The 17.4 points per game is a franchise record, and Cincinnati allowed just two more points (279) than the league-leading Arizona Cardinals (277). The Bengals also ranked seventh in the NFL in rushing defense, with a 92.3-yard average that was lowest in team history. Additionally, Cincinnati ranked third in the NFL with 21 interceptions and allowed only 18 touchdown passes. Four defenders were selected for the Pro Bowl, tying the franchise's best total. The quartet included Atkins (11 sacks), DE Carlos Dunlap (13.5 sacks, second in club history), CB Adam Jones (three interceptions and 12 passes defended) and S Reggie Nelson (tied for NFL lead with eight interceptions).

In his first season as Cincinnati's defensive coordinator in 2014, Guenther led a Bengals defense that ranked 12th in the league with 21.5 points allowed per game. The defense also ranked in the top 10 in nine of 15 major statistical categories, including a tied for third-place finish in interceptions (20) and a third place in lowest opponent quarterback rating (75.8).

Prior to being appointed the team's defensive coordinator, Guenther served in various roles on the Bengals' coaching staff from 2005-13. He spent two seasons from 2012-13 as the team's linebackers coach, helping guide undrafted free agent LB Vontaze Burfict to a Pro Bowl selection in 2013. Under his direction in 2013, the linebacking corps helped the defense finish third in the NFL in total defense (305.5 yards per game) and tied for fifth in scoring defense (19.1 points per game).

In his first season as linebackers coach in 2012, Guenther directed a unit that helped the defense finish sixth in the league in total defense (319.7). The Bengals were also eighth in the NFL in scoring defense (20.0 points allowed per game). Guenther was charged with the development of the rookie Burfict, as he led the team in tackles (174).

From 2005-11, Guenther assisted on special teams each season, while also working with the linebackers from 2005-10 and the defensive backs in 2011. Guenther helped the Bengals win AFC North titles in 2005 and 2009. While assisting the Bengals' special teams units from 2005-11, Guenther helped the group develop into one of the better coverage units in the league, ranking sixth in opponent punt return average (7.8 yards) and 12th in opponent return average against (22.0 yards) during that span.

In 2011, Guenther worked last season in a dual role, with defensive backs and special teams. He also worked closely with defensive coordinator Mike Zimmer on blitz techniques, and the Bengals ranked fifth in the NFL in sacks (45), up from 27 the previous year. On special teams, Guenther helped Cincinnati finish seventh in the NFL in punt return average (11.5 yards per return), seventh in punt coverage (7.2) and third in kickoff coverage (20.8).

Guenther served as the assistant special teams/assistant linebackers coach from 2005-10. In 2010, he coached LB Dhani Jones, who led the team in tackles (160) for the third straight season. Working with special teams, Guenther helped Cincinnati lead the NFL in punt coverage in 2010, allowing only 4.8 yards per return, a mark that was third best in franchise history. In helping the Bengals win the AFC North in 2009, his linebackers supported a defensive unit that ranked fourth in the NFL in total defense and (301.4 yard per game) and allowed only 18.2 points per game.

In 2008, Guenther's unit helped the defense finish 12th in the NFL in total defense, allowing 325.5 yards per game. Jones was once again the leader of the linebacking corps, posting a career-high 165 tackles. Additionally, the special teams units limited opponents to 22.5 yards per kickoff return (13th in NFL) and 9.1 yards per punt return (14th in NFL). In 2006, Guenther's efforts on special teams produced the top punt coverage unit in the league, as Cincinnati allowed just 5.6 yards per return. The Bengals' kickoff coverage was also among the NFL's best, allowing just 21.0 yards per return, a figure that ranked sixth. In his first season with the Bengals in 2005, Guenther helped KR Tab Perry set franchise records for kickoff returns (64) and kickoff return yards (1,562).

COACHING BACKGROUND

Years	College/Pro Team	Position Coached
1994-95	Western Maryland	Assistant Coach
1996	Ursinus	Assistant Coach
1997-2000	Ursinus	Head Coach
2002-03	Washington Redskins	Offensive Assistant/ Quality Control
2005-10	Cincinnati Bengals	Assistant Special Teams/ Assistant Linebackers
2011	Cincinnati Bengals	Assistant Special Teams/ Assistant Defensive Backs
2012-13	Cincinnati Bengals	Linebackers Coach
2014-17	Cincinnati Bengals	Defensive Coordinator
2018	Oakland Raiders	Defensive Coordinator


Guenther entered the NFL coaching ranks as an offensive assistant with the Washington Redskins from 2002-03, working as an associate to Marvin Lewis, who served as the team's assistant head coach/defensive coordinator in 2002. With the Redskins, Guenther also worked with the running backs corps.

From 1997-2000, Guenther was the head coach at his alma mater, Ursinus College, an NCAA Division III school in Collegeville, Pa. He was the youngest head coach in college football in 1997, at age 25, and he led the program to the playoffs in 1999 and 2000. His 1999 team finished 10-2, setting a school record for wins, and advanced to the second round of the playoffs. The team also broke nearly every offensive and defensive in school history.

Prior to joining Ursinus as an assistant coach in 1996, Guenther coached at Western Maryland for two seasons from 1994-95.

PERSONAL: Native of Richboro, Pa. ...Played linebacker at Ursinus College, setting a school record for career tackles (355), while earning all-conference honors three times...Received his bachelor's degree in communications from Ursinus in 1994, and a master's degree in sports administration from Western Maryland in 1997...Last name is pronounced GUN-thur.





NICK HOLZ

QUALITY CONTROL - OFFENSE

7th Season in NFL

7th Season with Raiders



Nick Holz enters his seventh season with the Raiders, having spent 2017 as assistant wide receivers coach, the two previous seasons as the Silver and Black's quality control – offense from 2015-16 and three seasons as the team's offensive assistant from 2012-14.

In 2017, Holz supported the wide receiver corps in their development as veteran WR duo Michael Crabtree and Amari Cooper achieved continued success. Crabtree led the receivers in receptions (58) and receiving touchdowns (eight)

for the second straight year and became the first Raider since Tim Brown to record at least eight touchdowns in three straight years. Third-year pro Cooper totaled 48 receptions for 680 yards and a career-high seven touchdowns on the year. Cooper also earned AFC Offensive Player of the Week honors in Week 7 vs. Kansas City after he totaled two touchdowns on 11 receptions for 210 yards, the second-most receiving yards in a game in club history. Newcomer WR Cordarrelle Patterson played in all 16 games with two starts in his first season with the Silver and Black, finishing with 31 receptions for 309 yards.

In 2016, Holz helped Cooper earn his second consecutive Pro Bowl selection. Cooper led the team with 1,153 receiving yards on 83 catches (13.9 avg.) with five touchdowns, becoming just the third player in NFL history with at least 1,000 yards and 70 catches in each of his first two seasons. Crabtree recorded his first 1,000-plus yard season since 2012, and led the team with 89 receptions, becoming the third Raider with multiple 85-catch seasons. Crabtree also recorded eight touchdowns, which ranked fourth among AFC receivers.

Holz's focus in 2015 was primarily on the wide receivers, where he helped a young, talented corps. Holz guided first-round draft pick Cooper as he set rookie-franchise records for receptions (72), receiving yards (1,070) and 100-yard games (five). His reception total stands as the most by an NFL wide receiver 21 years old or younger. Holz also helped free agent Crabtree thrive during his first season in Oakland, leading the team with 85 receptions for 922 yards and nine touchdowns.

In 2014, Holz helped to groom the team's receivers while helping several free-agent acquisitions adapt into productive roles. Holz developed WR Andre Holmes, as he went on to set career highs with 47 receptions and 693 yards, and second-year WR Brice Butler emerged as a deep threat with 21 receptions and two touchdowns.

Holz worked extensively with Oakland's youthfull receivers in 2013, helping second-year WR Rod Streater lead the team with 60 receptions and 888 yards. Streater also set a career single-game mark, collecting 130 receiving yards on seven catches and one touchdown against the New York Jets on Dec. 8.

In 2012, Holz aided Streater, who become one of the most productive undrafted rookie players in recent NFL history. Streater's 39 catches in 2012 were tied for third most among undrafted rookies since 2000, and fourth most by a Raider rookie.

Prior to joining the Silver and Black, Holz assisted on a Stanford staff that led the Cardinal to appearances in the Sun Bowl, Orange Bowl and Fiesta Bowl. As an assistant quarterbacks coach, he helped QB Andrew Luck earn first-team All-American honors and finish as the runner-up in Heisman Trophy voting twice.

He began his collegiate coaching career at Nebraska, where he served as offensive quality control coach and video intern for the Cornhuskers in 2007.

PERSONAL: Native of Danville, Calif. ...Three-year letterwinner (2004-06) at Colorado as a wide receiver and holder for field goals and PATs...Voted by teammates as the recipient of The Regiment Award, presented annually to the Colorado player that makes the greatest contribution to the team with the least recognition as a senior...Earned a bachelor's degree in communications...Prepped at De La Salle High School in Concord, Calif. ...Named the team's most inspirational player following the Spartans' 2002 national championship season... Married to Christine.

COACHING BACKGROUND

Years	College/Pro Team	Position Coached
2007	Nebraska	Offensive Quality Control
2008-11	Stanford	Offensive Assistant/Quarterbacks
2012-14	Oakland Raiders	Offensive Assistant
2015-16	Oakland Raiders	Quality Control – Offense
2017	Oakland Raiders	Assistant Wide Receivers
2018	Oakland Raiders	Quality Control – Offense





LEMUEL JEANPIERRE

ASSISTANT OFFENSIVE LINE

8th Season in NFL
(6 as a player)

1st Season with Raiders



Lemuel Jeanpierre enters his first season with the Raiders, bringing seven years of NFL experience, after most recently spending the 2017 season coaching as an offensive assistant with the Seattle Seahawks.

In 2017, he helped mentor an offensive line that saw T Duane Brown earn his fourth Pro Bowl honor and first as a member of the Seahawks. Brown and the men upfront also helped QB Russell Wilson record a league-high 34 touchdown passes, the first time in Wilson's career leading the league in passing scores.

While with the Seahawks on the coaching staff, Jeanpierre's primary responsibilities were with the offensive line, where he also worked closely with current Raiders offensive coach Tom Cable.

PERSONAL: Native of Gretna, La. ...Originally signed with the Seattle Seahawks as an undrafted free agent in 2010...During his time with the Seahawks as a center and guard, helped capture three NFC West titles, two NFC Championships and a Super Bowl XLVIII victory...Appeared in 63 games with 11 starts from 2010-15...Played collegiately at South Carolina, Where he earned a degree in retail management before signing with the Seahawks...He and his wife, Jaylene, have two children, a son, Isaiah, and daughter, Yana.

COACHING BACKGROUND

Years	College/Pro Team	Position Coached
2017	Seattle Seahawks	Offensive Assistant
2018	Oakland Raiders	Assistant Offensive Line





DAVID LIPPINCOTT

LINEBACKERS

11th Season in NFL

1st Season with Raiders



David Lippincott enters his first season with the Silver and Black as linebackers coach, after serving the past 10 seasons with the Cincinnati Bengals. He begins his 11th season in the NFL, bringing 18 years of coaching experience with him at the collegiate and professional level.

Lippincott finished his 10th season with the Bengals in 2017, with the campaign marking his seventh year as a full-time member of the staff, having served the first three as a coaching assistant. During his full-time tenure, the Bengals made the playoffs in five-of-seven seasons, winning AFC North titles twice (2013 and 2015) during that span.

As an assistant linebackers/quality control coach for much of his time with the Bengals, Lippincott helped develop one of the league's most effective defenses. His unit ranked in the NFL's top half in fewest points allowed per game in all seven seasons as a full-time member of the coaching staff, finishing in the top-10 in five of those years. Over the last four years, he has assisted in molding the NFL's number one defense in terms of interceptions, as the team hauled in a league-best 69 picks since 2014.

In 2017, Lippincott guided a defense that ranked eighth in passing yards per game allowed, averaging 211.2 yards per contest. He also mentored rookie LB Carl Lawson to 8.5 sacks on the year, second-most on the team. Lawson's 8.5 sacks tied for seventh-most among NFL linebackers.

From 2011-16, the Bengals tallied 233 sacks, tied for 10th-most in the NFL. The 19.7 points allowed per game were the eighth fewest in the league in 2016, after a second-place finish in 2015. The 17.4 points allowed in 2015 rank second in club history and contributed to the team's second AFC North Championship since 2013.

In 2014, the defensive unit finished in the top-10 in nine of the 15 major statistical categories, highlighted by 20 interceptions and a 75.8 average opponent passer rating, marks that tied for third and solely third, respectively. Lippincott helped capture his first division title as a full-time member on staff in 2013, while also tutoring undrafted LB Vontaze Burfict to a Pro Bowl selection. The linebackers helped the defense finish third in total defense that season, allowing just 305.5 yards per game. Furthermore, the defense finished fifth in scoring defense with an average of 19.1 points surrendered per game.

In his second season as full-time coach, the Bengals allowed just 319.7 yards per game, ranking sixth in the NFL in 2012. The unit posted the eighth-best scoring defense that year, allowing just 20.0 points per game, a one-spot improvement from the 2011 season where the team finished with a 20.2 point average. In his first year as a full-time coach on staff, Lippincott's duties as a defensive quality control coach in 2011 consisted of breaking down video, game plan preparation, while also having on-field duties with the defensive front-seven.

From 2008-2010, Lippincott served as a coaching assistant during his first three years on an NFL staff. He assisted in the scouting department while also helping with the wide receiving corps. His contributions in 2009 helped lead to the team's first division crown since 2005.

Prior to breaking into the NFL, Lippincott spent three seasons at the University of Richmond, where he coached the safeties (2007) and defensive ends (2005-06). The team won the Atlantic 10 title in 2005, where the team was a quarterfinalist in the NCAA Division I-AA playoffs. As the defensive line coach, Lippincott tutored a group that allowed just 13 rushing scores on the year, third-fewest in the conference. In 2007, they captured Colonial Athletic Association crown and were a semifinalist in what was renamed the FCS division.

Lippincott spent the two prior years with the University of Minnesota as a graduate assistant from 2003-04. He helped guide the Gophers to two Bowl victories, one being the Sun Bowl in 2003, the other being the Music City Bowl in 2004, where he was appointed the team's interim linebacker coach in his last game and victory as a Gopher.

Prior to joining the Minnesota, Lippincott spent three seasons (2000-02) at Bluffton University coaching the defensive line.

PERSONAL: Native of Cincinnati, Ohio...Attended University of Dayton during his undergraduate studies, serving as an undergraduate defensive assistant and defensive line co-coach during his four years with the Flyers...A graduate of Moeller High School in Cincinnati, Ohio...He and his wife, Lisa, have two children, a daughter, Sophia, and son, Declan.

COACHING BACKGROUND

Years	College/Pro Team	Position Coached
2000-02	Bluffton University	Defensive Line
2003-04	University of Minnesota	Graduate Assistant
2005-06	University of Richmond	Assistant Defensive Line
2007	University of Richmond	Safeties
2008-10	Cincinnati Bengals	Coaching Assistant
2011	Cincinnati Bengals	Defensive Quality Control
2012-17	Cincinnati Bengals	Assistant Linebackers/ Quality Control Linebackers
2018	Oakland Raiders	Linebackers





KELSEY MARTINEZ

STRENGTH AND CONDITIONING ASSISTANT

1st Season in NFL

1st Season with Raiders



Kelsey Martinez joins the Silver and Black for her first NFL season, becoming the franchise's first-ever female strength and conditioning assistant coach. She joins the club having spent the last four years at Tom Shaw Performance while specializing in high performance training.

From 2014-17, Martinez played an integral role on staff under Raiders strength and conditioning coordinator Tom Shaw at Tom Shaw Performance, located at ESPN's Wide World of Sports in Orlando, Fla. During her tenure, she has overseen the development and training of numerous highly drafted NFL players. Among her many notable trainees include 2014 Raiders first-round pick DE Khalil Mack, 2016 NFL Offensive Rookie of the Year QB Dak Prescott, Heisman Trophy winner RB Derrick Henry, as well as this year's No. 2 overall selection RB Saguon Barkley.

Additionally while on staff at Tom Shaw Performance, she proved to be multi-faceted in the sports speed and conditioning realm. Martinez worked extensively with future and current elite MLB athletes, providing personalized workouts tailored to increase the speed, agility and quickness of each athlete in attendance.


Among her coaching experience was time spent with Detroit Lions head strength and conditioning coach and former Super Bowl champion Harold Nash Jr., who, like Shaw, also stems from the coaching tree of Dallas Cowboys strength and conditioning coordinator Mike Woicik. There, she learned from one of the most well-respected strength and conditioning coaches in the NFL and had the opportunity to work under a position specific strength and speed program, a philosophy that Shaw adheres to with all past and current athletes in his program.

PERSONAL: Native of Pueblo, Colo. ...Attended Colorado State University from 2014-15, where she earned her Bachelor of Science degree in Exercise Science...Before attending CSU, played collegiate softball at Bethany College.

COACHING BACKGROUND

Years	College/Pro Team	Position Coached
2018	Oakland Raiders	Strength and Conditioning Assistant





GREG OLSON

OFFENSIVE COORDINATOR

17th Season in NFL

3rd Season with Raiders



Greg Olson rejoins the Raiders for the 2018 campaign, marking his 17th season in the NFL and third season with the Raiders, having spent the 2013 and 2014 seasons as the team's offensive coordinator. Olson will also be commencing his second stint on Head Coach Jon Gruden's staff, as he served as Gruden's quarterbacks coach with the Tampa Bay Buccaneers in 2008.

Bringing 31 years of coaching experience to the post, Olson will begin his second stint in Oakland with 10 seasons of experience as an offensive coordinator with the Detroit Lions (2005), St. Louis Rams (2006-07), Tampa Bay Buccaneers (2009-11), Raiders (2013-14) and Jacksonville Jaguars (2015-16).

Last season, Olson served as the quarterbacks coach for the Los Angeles Rams, helping the Rams win the NFC West and overseeing the development of second-year QB Jared Goff. Under Olson, Goff enjoyed a breakout season in 2017, earning a selection to the Pro Bowl and throwing for 3,804 yards on 296-of-477 passing (62.1 percent), 28 touchdowns and just seven interceptions. Additionally, Olson helped the Rams post 29.9 points per game, best in the NFL, and the franchise's best mark in 16 years.

Prior to joining the Rams, Olson spent two seasons (2015-16) as the offensive coordinator of the Jacksonville Jaguars. In the first season of his second stint with Jacksonville in 2015, Olson revamped the Jaguars offense into the NFL's 14th-ranked scoring unit (23.5 points per game) after placing 32nd in 2014. The Jaguars also scored 127 more points in 2015 (376) than they did in 2014 (249), and their 376 points scored were the most for the franchise since 2007.

Olson's first tenure with the Raiders came from 2013-14 as the team's offensive coordinator, where he was charged with tutoring rookie QB Derek Carr in 2014. Olson played a key role in the development of Carr, who threw for 3,270 yards and 21 touchdowns, a franchise rookie record and tops in the NFL among rookie quarterbacks that year. Additionally, Olson oversaw and facilitated that allowed only 28 sacks on the year, the sixth fewest in the NFL.

In 2013, the Raiders' offense averaged 20.1 points and 333.8 yards per game. Despite starting a league-high eight different offensive line combinations, Olson's group showed improvements in many significant areas from 2012, including yards per rush (3.8 in 2012 to 4.6 in 2013), 20-plus-yard runs (eight to 18), red zone touchdown percentage (42.9 to 59.5) and points on the opening possession (three to 41). He also tutored two young quarterbacks to lead the Raiders offense – QBs Terrelle Pryor and Matt McGloin. Pryor threw for 1,798 yards and seven touchdowns, while setting a franchise record for a quarterback with 576 rushing yards. McGloin took over as the starter midway through the campaign and finished up his rookie season with 1,547 passing yards and nine touchdowns.

Olson served as assistant head coach/quarterbacks coach for the Jacksonville Jaguars in 2012, overseeing the quarterback duo of Blaine Gabbert, the 10th overall pick in the 2011 draft, and Chad Henne, a second-round selection in 2008. With an injury-depleted rushing attack, Gabbert and Henne combined to rank 11th in the NFL with both 586 pass attempts and an average of 36.6 attempts per game.

Prior to joining the Jaguars, Olson served four seasons with the Tampa Bay Buccaneers, including the last three as offensive coordinator. Olson was responsible for the development of QB Josh Freeman, the 17th overall pick in the 2009 draft. Under Olson's guidance, Freeman threw for 8,898 yards and 51 touchdowns in his first three seasons as a starter. In 2011, Olson helped guide the Buccaneers to one of their best offensive seasons in team history, setting franchise records for yards per play (5.61), average per rush (4.64 yards), average per pass play (7.21), passer rating (96.2) and fewest interceptions thrown (six).

The Buccaneers were the youngest team in the NFL in 2010 and WR Mike Williams, a fourth-round draft pick, finished the year leading all rookie receivers in the league in every major receiving category while setting a single-season team record with 11 touchdown receptions. RB LeGarrette Blount's 1,007 rushing yards led all rookie running backs and he became just the second undrafted rookie running back in NFL history to finish with over 1,000 yards.

Despite his late elevation to the coordinator position in 2009, Olson's offense showed consistent growth around Freeman. Working closely with Olson, Freeman led all rookie quarterbacks in completion percentage (54.5) while setting Buccaneer rookie records for touchdown passes (10) and passing yards (1,855) despite starting in just nine games. TE Kellen Winslow had the best season by a tight end in team history in 2009 as he led the team in receptions (77) and receiving yards (884), both good for single-season franchise records among tight ends.

In his first season in Tampa Bay in 2008, Olson was part of Head Coach Jon Gruden's staff. The Buccaneers' offense finished the season amassing 5,456 total yards, the highest total in team history, while scoring 361 points, the second-highest total in team annals. Under Olson's tutelage, QB Jeff Garcia tied for second in the NFL for fewest interceptions (six), was ninth in the league and third in the NFC in completion percentage (64.9) and ninth in the NFL and fifth in the NFC in quarterback rating (90.2).

Prior to joining Tampa Bay, Olson spent two seasons (2006-07) as offensive coordinator for the St. Louis Rams. In his first year with the Rams in 2006, he helped guide a high-powered offense that ranked sixth in the NFL in total offense (360.4 yards per game) and a passing offense that ranked third (247.6) in the NFC. Under Olson's direction, the 2006 Rams became just the fourth team in NFL history to produce a 4,000-yard passer (QB Marc Bulger), a 1,500-yard rusher (RB Steven Jackson) and two 1,000-yard receivers (WRs Torrey Holt and Isaac Bruce). Bulger, Jackson and Holt were all selected to the Pro Bowl.

Prior to his time with the Rams, Olson spent one season as quarterbacks coach (2004) and one season as offensive coordinator/quarterbacks coach (2005) for the Detroit Lions. In 2004, Olson took over play-calling duties for the Lions with three games remaining in the season and the Lions offense went on to average 403.6 total yards per game. In 2005, Olson was named offensive coordinator of the Lions in Week 11.

COACHING BACKGROUND

Years	College/Pro Team	Position Coached
1987-89	Washington State	Graduate Assistant
1990-93	Central Washington	Offensive Coordinator/Quarterbacks
1994-96	Idaho	Quarterbacks
1997-00	Purdue	Quarterbacks/Tight Ends/ Recruiting Coordinator
2001	San Francisco 49ers	Quarterbacks
2002	Purdue	Quarterbacks
2003	Chicago Bears	Quarterbacks
2004	Detroit Lions	Quarterbacks
2005	Detroit Lions	Offensive Coordinator/Quarterbacks
2006-07	St. Louis Rams	Offensive Coordinator
2008	Tampa Bay Buccaneers	Quarterbacks
2009-11	Tampa Bay Buccaneers	Offensive Coordinator
2012	Jacksonville Jaguars	Assistant Head Coach/ Quarterbacks
2013-14	Oakland Raiders	Offensive Coordinator
2015-16	Jacksonville Jaguars	Offensive Coordinator
2017	Los Angeles Rams	Quarterbacks
2018	Oakland Raiders	Offensive Coordinator

Olson entered the NFL as quarterbacks coach for the San Francisco 49ers in 2001 under head coach Steve Mariucci. In 2001, Garcia threw for a career-high 32 touchdown passes while posting a career-best 94.8 passer rating and 62.7 completion percentage.


Following one season as tight ends/recruiting coordinator at Purdue, Olson spent one season as quarterbacks coach for the Chicago Bears in 2003.



From 1997-2000, as quarterbacks coach at Purdue, Olson played a key role in the development of future Pro Bowl and Super Bowl-winning QB Drew Brees. Under Olson, Brees was a Heisman Trophy finalist in 1999 and 2000 while winning the Maxwell Award as the nation's most outstanding player in 2000. He was also a finalist for the Davey O'Brien Award as the nation's top quarterback in 1999 and 2000. Brees finished his collegiate career as the Big Ten and Purdue's all-time leader in passing yardage (11,792), touchdown passes (90), total yards (12,693), completion percentage (61.1), completions (1,026) and attempts (1,678). He also ranked fourth in NCAA Division I-A history for total offense, completions and attempts upon his departure from Purdue. Brees earned Big Ten Player of Year honors in 1998 and 2000 and All-Conference accolades for three straight years (1998-2000).

Olson began his coaching career in 1987 as a graduate assistant under the guidance of head coaches Dennis Erickson (1987-88) and Mike Price (1989) at Washington State, where he earned his master's degree in athletic administration, and published his master's thesis titled "Developing Quarterback Skills in a Passing Offense." He spent four seasons (1990-93) as an assistant at Central Washington University and two seasons at Idaho (1994-96). At Central Washington, Olson developed QB Jon Kitna, who went on to become an NFL starter at Seattle, Cincinnati and Detroit. Olson also served as wrestling coach for four seasons at Central Washington including the last two as head coach.

PERSONAL: Native of Richland, Wash. ...Played quarterback at Spokane Falls Junior College (1981-82) and Central Washington (1983-84)...Earned bachelor's degree in education from Central Washington...He and his wife, Lissa, have twins, Kenneth and Grayce (13)...Lissa was the first female to be named head coach of a Division I track and field men's track team when she took over at Purdue in March of 2001.



JIM O'NEIL

SENIOR DEFENSIVE ASSISTANT

9th Season in NFL

1st Season with Raiders



Jim O'Neil enters his first season with the Raiders and ninth year as an NFL coach, having spent his last three years in the league as an NFL defensive coordinator with the Cleveland Browns and the San Francisco 49ers.

In 2016, O'Neil served as the defensive coordinator for San Francisco, helping the 49ers defense improve in passing yards per game, sacks and forced turnovers. The 49ers improved 13 spots from 2015 to finish 14th in the NFL in passing defense, allowing just 240.5 passing yards per game. They totaled 33 sacks to finish tied for 19th in the league, a 10-spot improvement from the prior season. His unit also saw an 11-spot improvement in takeaways, finishing tied for 19th with 20 under his guidance. During his time with the 49ers, O'Neil tutored rookie DE DeForest Buckner as he tied for the team high with six sacks, adding 73 tackles and two fumbles recovered en route to earning a spot on the PFWA's All-Rookie Team.

Prior to joining the 49ers, O'Neil spent two seasons (2014-15) with the Browns in the same capacity. O'Neil led a unit that ranked sixth in the NFL in opposing quarterback completion percentage (59.6) and tied for seventh in interceptions (32) during his tenure. Under his guidance, S Tashaun Gipson, CB Joe Haden and S Donte Whitner earned Pro Bowl honors in 2014.

During his first season as defensive coordinator in 2014, O'Neil directed a Browns defense that made significant strides from 2013. Cleveland allowed 69 fewer points and ranked ninth in scoring defense (21.1 points per game). The Browns led the NFL in opponent passer rating (74.1) and completion percentage (33.3), ranked second in interceptions (21), tied for fourth in takeaways (29) and fifth in red zone defense (46.3).

In 2013, O'Neil worked with the linebackers for the Buffalo Bills. Led by linebacker Jerry Hughes, who set a career high with 10 sacks, the unit helped Buffalo rank second in the league with a franchise-record 57 sacks. Additionally, the Bills finished 10th in the NFL in total defense (333.4 yards per game) after finishing 22nd in the league the year before, while leading the NFL in opponent completion percentage (55.3), finishing second in interceptions (23), third in opponent passer rating (74.9), fourth in passing defense (204.4) and tied for sixth in total takeaways (30).

Prior to joining the Bills, O'Neil spent four seasons with the New York Jets from 2009-12, first as the defensive quality control/defensive backs coach in 2009 and then as the assistant defensive backs coach from 2010-12. The Jets finished in the top 10 every year with O'Neil on staff in opponent passing yards per game, ranking first in 2009 (153.7), sixth in 2010 (200.6), fifth in 2011 (201.0) and second in 2012 (189.8). O'Neil worked with CB Darrelle Revis in New York, earning three All-Pro selections

(2009-11) while being named to the Pro Bowl three times. He also helped CB Antonio Cromartie and S LaRon Landry earn Pro Bowl honors in 2013.

Over those four years in New York, the Jets defense combined to rank first in the NFL in opponent passer rating (71.0) completion percentage (52.6) and passing yards per game (186.3). The Jets defense yielded the second-fewest yards per game (294.8) from 2009-12.

Before his time in the NFL, O'Neil spent eight years as a coach at the collegiate level. He was at Eastern Michigan as a safeties coach/recruiting coordinator from 2006-08. He also had stints at Towson in 2005 as the defensive coordinator/defensive backs coach. Served as a graduate assistant with Northwestern from 2003-04 while also working with the defensive backs. Additionally, he was with Penn in 2002 as an assistant offensive line coach and served at SUNY-Albany in 2001 as an assistant offensive line/tight ends coach.

PERSONAL: A native of Doylestown, Pa. ...A three-year starter as a defensive lineman at Towson...Earned a bachelor's degree in sports management from Towson...Earned a master of arts degree in liberal arts from Northwestern and a master of science degree in education from SUNY-Albany...Attended Central Bucks West High School in Doylestown, Penn., helping the team earn three consecutive Suburban One League National Conference championships...He and his wife, Stacy, has two sons, Danny and Kellan, and a daughter, Riley.

COACHING BACKGROUND		
Years	College/Pro Team	Position Coached
2001	SUNY-Albany	Assistant Offensive Line/Tight Ends
2002	Pennsylvania	Assistant Offensive Line
2003-04	Northwestern	Graduate Assistant
2005	Towson	Defensive Coordinator/Defensive Backs
2006-08	Eastern Michigan	Safeties/Recruiting Coordinator
2009	New York Jets	Defensive Quality Control/Defensive Backs
2010-12	New York Jets	Assistant Defensive Backs
2013	Buffalo Bills	Linebackers
2014-15	Cleveland Brown	Defensive Coordinator
2016	San Francisco 49ers	Defensive Coordinator
2018	Oakland Raiders	Senior Defensive Assistant





DAVE RAZZANO

DIRECTOR OF FOOTBALL RESEARCH

29th Season in NFL

1st Season with Raiders



Dave Razzano brings over 28 years of scouting experience as he enters his first season with the Silver and Black. He spent the last six seasons with the Indianapolis Colts.

While with the Colts, Razzano served in the Colts scouting department as an area scout with a focus on the Western United States. Razzano was utilized for special assignments and projects in both pro and college scouting with in Indianapolis.


Razzano's career includes stints with the San Francisco 49ers (1988-1992), St. Louis Rams (1992-2006) and Arizona Cardinals (2006-09). He assisted in building teams that have won three Super Bowls and five NFC Championships. He worked closely with several renowned coaches, including Bill Walsh, George Seifert, Chuck Knox, Dick Vermeil and Dennis Green. He also worked with current Raiders head coach Jon Gruden with the 49ers in 1990.

PERSONAL: Attended Cal State - East Bay where he graduated in 1987...His father, Tony, was a long-time head scout for the 49ers...He and his wife, Thu, have four children, Matt, Jay, Lily and Guy.

COACHING BACKGROUND

Years	College/Pro Team	Position Coached
1988-1992	San Francisco 49ers	Scouting Assistant
1992-2006	St. Louis Rams	College/Pro Scout
2006-09	Arizona Cardinals	Regional Scout
2012-17	Indianapolis Colts	Senior National Scout
2018	Oakland Raiders	Director of Football Research





TOM SHAW

STRENGTH AND CONDITIONING COORDINATOR

14th Season in NFL

1st Season with Raiders



Tom Shaw, who brings over 13 years of experience training elite NFL athletes, joins the Silver and Black to embark upon his first season as the team's strength and conditioning coordinator. He joins the club having spent the last 25-plus years specializing in high performance training.

Shaw, who founded Tom Shaw Performance in 1988 and is located at ESPN's Wide World of Sports in Orlando, Fla., has played an integral role in the development of elite athletes both at the professional and collegiate level by adhering to his own philosophy: speed, agility and quickness. Embodied within his philosophy is his belief that athletes must train to enhance their performance within their individual position groups. Under Shaw, wide receivers' workouts are designed to improve their performance as a wide receiver, where an offensive lineman would be trained to increase their skill set in the trenches. Having all his athletes move well and efficiently in every direction is important, but Shaw's focus is to make the athlete better within their respective position.

As a renowned speed and conditioning coach, Shaw is widely viewed by numerous coaches and training experts around the NFL as a pioneer in pre-draft training programs – tailoring and delivering a personalized approach specific to each attendee that is second-to-none. His position specific strength and speed program stems from his mentor and Dallas Cowboys strength and conditioning coordinator, Mike Woicik, whom which he spent nine years learning from during his time with the New Orleans Saints and New England Patriots.

Over his 25-year career specializing in speed training, including spending the last five paired together with Raiders Head Coach Jon Gruden on the well-established Gruden's QB Camp series, Shaw has overseen the development of 153 first-round draft picks, including current Raiders LB Bruce Irvin and DE Khalil Mack. Notable trainees of Shaw include WR Kelvin Benjamin, QB Tom Brady, RB Derrick Henry, OL Maurkice and Mike Pouncey, QB Dak Prescott, CB Ike Taylor and more. Additionally, Shaw has trained a total of 10 No. 1 overall draft picks, 12 Super Bowl MVPs and has coached a remarkable seven of the 10 fastest 40-yard dash times recorded in NFL Combine history.



COACHING BACKGROUND


Years	College/Pro Team	Position Coached
1986-93	Florida State	Assistant Track Coach and Sport Speed Coach
1994-00	New Orleans Saints	Strength and Conditioning Assistant
2001-06	New England Patriots	Strength and Conditioning Assistant
2018	Oakland Raiders	Strength and Conditioning Coordinator

In 2001, he was hired on as a strength and conditioning assistant with the New England Patriots, where he worked closely with the team during the club's extensive offseason program leading up to the regular season. Through Shaw's philosophy, the Patriots captured their first Super Bowl title in franchise history and went on to win three total championships in the early 2000's during Shaw's six-year stay with the club.

Prior to his championship run with the Patriots, Shaw entered the NFL with the Saints in 1994 working as a strength and conditioning assistant for the club and first introduced his personalized and methodical approach to speed and strength training.

Before his stint with the Saints, he spent nine-and-a-half years jumpstarting his coaching career with Florida State, with his inaugural year with the school coming in 1986. He began as an assistant track coach and a speed and conditioning coach trained athletes such as now-Hall of Famers LB Derrick Brooks and T Walter Jones, current Raiders wide receiver coach Edgar Bennett and current college scout and former Raiders RB Zack Crockett.

PERSONAL: Native of New Port Richey, Fla. ...Received both his bachelor's degree in education and master's degree in exercise physiology from Central Michigan University, where he also excelled as a track and field star for the Chippewas...Served as the assistant football coach at Hudson High for four seasons...Attended New Port Richey (Fla.) Gulf High, where he set track and field records as a sprinter in the 100- and 200-yard dash and on the runway in the long jump.



JEMAL SINGLETON

RUNNING BACKS

3rd Season in NFL

1st Season with Raiders



Jemal Singleton enters his first season with the Oakland Raiders as running backs coach. He begins his third season in the NFL, having spent his first two years among the NFL coaching ranks with the Indianapolis Colts.

Prior to joining the Colts, Singleton served one season with Arkansas as special teams coordinator/running backs coach (2015), four seasons with Oklahoma state as running back coach, and nine years with his alma mater (2000, 2003-10), Air Force Academy, in a variety of roles.

In his two seasons with Indianapolis, Singleton helped Frank Gore amass 1,986 rushing yards, the ninth-most in the NFL during that span. Gore came just shy of 1,000 yards in 2017, finishing 12th in the NFL with 961 yards on the ground. In 2016, he guided Gore to his ninth 1,000-yard season, becoming the first Colts rusher to eclipse 1,000 yards since RB Joseph Addai in 2007, and also becoming the first running back age 33-or-older to rush for at least 1,000 yards since John Riggins in 1984 (fourth player overall).

He spent the 2015 season as the special teams coordinator/running backs coach for the Arkansas Razorbacks, helping now-Ravens RB Alex Collins to a breakout year, as he finished with 1,577 rushing yards and 20 touchdowns on just 271 touches (5.8 avg.). Collins set career highs in every major rushing category as a running back and was named a semifinalist for the Doak Walker Award, given annually to the nation's best running back. Additionally, Singleton helped Collins earn second-team All-SEC honors and was eventually selected by the Seattle Seahawks in the fifth round (171st overall) of the 2016 NFL Draft.

Prior to his stint with Arkansas, Singleton served as Oklahoma State's running backs coach for four seasons (2011-14). In his final season, Cowboys running backs did not commit a single turnover with over 500 combined touches. He coached his running backs to 35 scores on the ground in 2013, the sixth most in school history, while his first two seasons were highlighted by mentoring future fifth-round pick RB Joseph Randle to back-to-back first-team All-Big 12 selections. Joseph led the conference with 1,417 yards on the ground in 2012 and rushed for 24 scores in 2011 en route to a Big 12 title. Joseph went on to be the Dallas Cowboys' fifth round pick (151st overall) in the 2013 NFL Draft.

Singleton spent nine years on Air Force's coaching staff prior to joining Oklahoma State, serving as a run game coordinator/running backs coach (2007-10), running backs coach (2006), varsity assistant coach (2003-05) and a prep assistant (2000). In his tenure as running backs coach, Singleton led the Falcons to a conference rushing title and a top-10 national ranking each year, highlighted by a 2010 season that featured the nation's number two rushing attack, averaging 306.5 yards per game and totaled 41 touchdowns, tying an Mountain West Conference record. In 2009, the offense averaged 293.5 yards per game on the ground, the third-best mark in the nation. In 2007, Singleton guided RB Chad Hall to a MWC Offensive Player of the Year Honor and third-team All-American honors after finishing with 1,478 rushing yards and 2,683 all-purpose yards. Hall went on to play three seasons in the NFL, playing with both the Philadelphia Eagles and Kansas City Chiefs.

In 2001, Singleton was stationed at Little Rock Air Force Base in Jacksonville, Ark. He served as the Chief of Media Relations as part of his military service commitment. In 2003, he returned to the Air Force Academy as the junior varsity defensive coordinator and varsity assistant coach. He began his coaching career in 2000 as a prep assistant, specifically as the team's assistant head coach/offensive coordinator.

PERSONAL: Native of San Antonio, Texas...Attended Air Force Academy where he earned a bachelor's degree in social sciences while also playing running back for the football team...Played three seasons for the Academy (1996-98), tallying 941 rushing yards on 175 carries, adding four scores...Was a three-year letter winner at halfback and was an honorable-mention all-Western Athletic Conference selection as a senior...Helped the program win 10 games in back-to-back seasons for the first time in school history, including its first outright conference title in 1998...To this day, is one of just six players in Air Force history to be elected a two-time captain...As the son of an Air Force Sergeant, was born in Incirlik, Turkey...Has a wife, Jennifer, and two daughters, Morgan and Mallory.

COACHING BACKGROUND

Years	College/Pro Team	Position Coached
2000	Air Force	Prep Assistant
2003-05	Air Force	Varsity Assistant
2006	Air Force	Running Backs
2007-10	Air Force	Run Game Coordinator/ Running Backs
2011-14	Oklahoma State	Running Backs
2015	Arkansas	Special Teams Coordinator/ Running Backs
2016-17	Indianapolis Colts	Running Backs
2018	Oakland Raiders	Running Backs





RICK SLATE

STRENGTH AND CONDITIONING ASSISTANT

1st Season in NFL

1st Season with Raiders



Rick Slate, who brings 30 years of strength and conditioning experience, enters his first season with the Silver and Black as a strength and conditioning assistant. He joins the Raiders after spending the previous 25 seasons in Major League Baseball with the Florida Marlins, New York Mets and Atlanta Braves.

Slate was most recently with the Braves organization from 2011-17 serving as the team's director of strength and conditioning. Slate initially joined Atlanta in 2011 and served as the Braves' minor league strength and conditioning coordinator before being promoted in 2012. In Atlanta, Slate oversaw all aspects of the Braves'

COACHING BACKGROUND

Years	College/Pro Team	Position Coached
1987-92	Florida State	Assistant Strength and Conditioning
1992	Florida Marlins	Minor League Strength and Conditioning Coordinator
1993-01	Florida Marlins	Strength and Conditioning Coordinator
2003-10	New York Mets	Strength and Conditioning Coordinator
2011-12	Atlanta Braves	Minor League Strength and Conditioning Coordinator
2012-17	Atlanta Braves	Director of Strength and Conditioning
2018	Oakland Raiders	Strength and Conditioning Assistant

strength and conditioning program throughout all levels of the organization. Under his program, the Braves reached the postseason in back-to-back seasons from 2012-13 and saw the team capture the NL East title in 2013.


Prior to joining Atlanta, Slate was with the Mets for eight seasons from 2003-10 as New York's strength and conditioning coordinator. Slate helped the club win the NL East title in 2006, their first division crown since 1988, and went on to reach the League Championship Series.

Slate began his professional career with the Marlins in 1992, one year prior to their inaugural season, as the team's minor league strength and conditioning coordinator. He was promoted in 1993 and served as Florida's strength and conditioning coordinator for nine years. During his tenure with the Marlins, Slate helped them win the 1997 World Series, becoming the first wild card team ever to win the World Series.

Before entering professional baseball, Slate spent six years at Florida State as an assistant strength and conditioning coach from 1987-92. During his time at Florida State, he helped the football program record six consecutive seasons with 10 or more wins, while earning six bowl wins and one ACC championship. He also helped his collegiate teams make it to the Sweet 16 in basketball and the College World Series in baseball while at Florida State.

PERSONAL: Native of St. Augustine, Fla. ...Attended Florida State earning a bachelor's degree in sports management and a master's certificate in athletic administration...Certified Strength and Conditioning Coach and Registered Strength and Conditioning Specialist through the National Strength and Conditioning Association...Holds numerous other certifications including...Has two daughters, Layla and Jada.





FRANK SMITH

TIGHT ENDS

9th Season in NFL

1st Season with Raiders



Frank Smith is in his first season as tight ends coach with the Silver and Black, bringing 13 years of coaching experience, including the last eight in the NFL.

Smith joins the Raiders after spending the previous three seasons as tight ends coach with the Chicago Bears (2015-17). In 2015, Smith took over a tight end corps that included accomplished veteran TEs Martellus Bennett and Zach Miller. During Smith's tenure, Miller led Bears' tight ends with 1,161 yards on 101 receptions. His 11 touchdowns were tied for 13th in the NFL among tight ends during that span, despite only playing in 33 games because of injuries.

Despite only playing in eight games after a grisly injury ended his season early, Miller finished sixth on the team in 2017 with 20 receptions for 236 yards. Rookie TE Adam Shaheen led the team with three touchdowns and nabbed 12 receptions for 127 yards in his first season. After acquiring TE Dion Sims in the offseason, the veteran tight end finished with 15 receptions for 180 yards, second amongst Bears' tight ends. In 2016, Miller set career highs in receptions (47) and receiving yards (486) in spite of only playing in 10 games due to injury. His four touchdowns were good for 12th in the NFL amongst tight ends.

COACHING BACKGROUND

Years	College/Pro Team	Position Coached
2004-05	Miami (Ohio)	Graduate Assistant
2006	Butler University	Offensive Line
2007-09	Butler University	Offensive Coordinator/ Offensive Line
2010-14	New Orleans Saints	Offensive Assistant
2015-17	Chicago Bears	Tight Ends
2018	Oakland Raiders	Tight Ends

During his first season with the Bears, Smith guided the veteran pair of Bennett and Miller to a successful season as the duo finished tied for third on the team in receiving yards (439). Bennett finished second on the team with 53 receptions with Miller finishing fifth with 34. Miller led the Bears with a career-high five receiving touchdowns.


Prior to joining the Bears, Smith spent five seasons with the New Orleans Saints (2010-14). During his time with the Saints, Smith supported the offensive staff in game preparation and assisted with the offensive line. From 2010-14, the Saints offensive line allowed just 143 sacks, third fewest in the NFL. Four Saints offensive linemen were named to the Pro Bowl during Smith's time with the unit: T Jermon Bushrod, G Jahri Evans, G Ben Grubbs and G Carl Nicks. Evans was named first-team All-Pro by the Associated Press three times (2010-12) and Nicks earned the honor once (2011).

From 2007-09, Smith was the offensive coordinator/offensive line coach at Butler University after joining the university as the offensive line coach in 2006. Smith helped turn the football program around during his stint at Butler. The Bulldogs posted a 4-7 record in 2007 and improved to an impressive 11-1 in 2009.

Smith came to Butler University from his alma mater, Miami (Ohio) University, where worked on the coaching staff as a graduate assistant from 2004-05.

PERSONAL: Native of Milwaukee, Wis. ...Was a three-year starter and senior captain along the offensive line at Miami (Ohio) from 2000-03, blocking for QB Ben Roethlisberger...Graduated from Miami (Ohio) in 2004.





TRAVIS SMITH

QUALITY CONTROL - DEFENSE

7th Season in NFL

7th Season with Raiders



Travis Smith enters his seventh year with the Raiders and his first as defensive assistant. He previously served as outside linebackers in 2017 and quality control - defense from 2015-16.

In 2017, Smith aided in the continued development of reigning Defensive Player of the Year DE Khalil Mack and sixth-year pro LB Bruce Irvin. Mack continued to lead the defense with 10.5 sacks and added a career-high 87 tackles (65 solo) en route to earning his third consecutive Pro Bowl selection. Irvin started all 16 games for the second straight season, tied a career high with eight sacks and tallied a career-high 64 tackles. Under Smith's tutelage, Irvin notched a team-leading four forced fumbles, good for 4th in the NFL.

Throughout the 2016 season, Smith worked closely with the defensive line aiding third-year All Pro Mack to his second consecutive Pro Bowl and first Defensive Player or the Year honor. Mack's eight-game sack streak during the regular season tied an NFL record, and he came away with a sack-fumble in three consecutive games during that stretch. Mack's elite season earned him numerous individual accolades, including his second Pro Bowl nod, two AFC Defensive Player of the Week honors and the AFC Defensive Player of the Month in November. His campaign was capped with the Pro Football Writers of America Defensive Player of the Year Award and his second First Team All-Pro selection in addition to the Associated Press DPOY honor.

Irvin saw success in his first season with the Silver and Black, starting all 16 games for the first time in his career, and tied a franchise record with a career-high six forced fumbles. Mack and Irvin became one of the most dominant duos across the league, combining for 18 sacks and 11 forced fumbles. The defensive line also got significant contributions from DL Denico Autry (37 tackles and two fumble recoveries), DT Stacy McGee (2.5 sacks and two forced fumbles) and DT Dan Williams.

In 2015, Smith contributed to a defense that featured two Pro Bowlers in veteran S Charles Woodson and second-year Mack. Working primarily with the defensive line, Smith continued to work with Mack as he developed into an elite defender, totaling 15 sacks to rank second in the league and third in franchise history, and earning his first Pro Bowl selection. Mack also tied a franchise record with five sacks against Denver in Week 14, becoming just the sixth player in the NFL with a five sack game since sacks became an official stat in 1982.

Smith also helped in the development of rookie DE Mario Edwards Jr., who quickly became a significant contributor, posting 41 tackles (31 solo), two sacks, three passes defended and three forced fumbles in 10 starts.

As the Raiders defensive assistant, Smith worked extensively with the linebackers. In 2014, Smith helped tutor Mack as a rookie. Oakland's first-round (fifth overall) selection in the 2014 NFL Draft, Mack finished third in the voting for the Associated Press Defensive Rookie of the Year. He was also named to the Pro Football Writers of America's All-Rookie Team. Mack was also the only rookie named to the 2014 USA Football All-Fundamentals Team, which honors 26 NFL players who exhibit exemplary football techniques for young players to emulate. In addition, LB Sio Moore notched a career-high 112 tackles.

In 2013, Smith helped a revamped unit that included three new starters in veteran LBs Nick Roach and Kevin Burnett and rookie Moore. Roach played every snap at middle linebacker and posted career highs in tackles (152) and sacks (5.5), while Moore was named to the PFWA All-Rookie Team after recording 4.5 sacks in his first season.

Smith joined the Raiders after spending the previous two years in the collegiate ranks. Smith was an offensive technical intern at Colorado in 2011. He coached at Santa Monica (Calif.) Junior College in 2010, assisting the tight ends and the defensive linemen. He also served as an undergraduate assistant coach at Cal Poly.

PERSONAL: Native of Walnut Creek, Calif. ...Attended Cal Poly, earning a bachelor's degree in kinesiology...Had a limited playing career at Cal Poly due to three shoulder surgeries...Attended Foothill High School in Pleasanton, Calif., earning two letters as a linebacker and fullback...Married to Christina.





BYRON STORER

ASSISTANT SPECIAL TEAMS

8th Season in NFL
(3 as a player)

1st Season with Raiders



Byron Storer enters his fifth season as an NFL coach and his first with the Silver and Black, serving as the special teams assistant.

Storer last coached with the Chargers from 2012-13, first serving as a special teams assistant in 2012 before becoming the assistant linebackers coach in 2013.

During his first season working with the linebackers in 2013, Storer saw the defense surrender 107.8 rushing yards per game, a figure that ranked 12th in the NFL.

In 2012, Storer helped the Chargers' kickoff coverage rank third in the league for opponent's average drive starting position. His unit rank third in the NFL in field goal percentage (92.6), improving 18 spots after the Chargers finished tied for 20th the year before.



COACHING BACKGROUND

Years	College/Pro Team	Position Coached
2010-11	Tampa Bay Buccaneers	Assistant Special Teams
2012	San Diego Chargers	Special Teams Assistant
2013	San Diego Chargers	Assistant Linebackers
2018	Oakland Raiders	Assistant Special Teams

Storer began his coaching career with the Tampa Bay Buccaneers, where he spent two seasons (2010-11) as an assistant special teams coach and assisted current Raiders assistant head coach/special teams coordinator Rich Bisaccia in 2010.

Inheriting a unit that finished last in the NFL in 2009 in field goal percentage, Storer saw an immediate upgrade in his first season as Tampa Bay improved 15 spots in the category with 82.1 percent in 2010 and finished second in 2011 with 92.9 percent. With Storer's assistance from 2010-11, the Buccaneers ranked fourth in field goal percentage (87.5) over that span.

PERSONAL: A native of Modesto, Calif. ...Played three seasons (2007-09) as a fullback while also appearing on special teams for Head Coach Jon Gruden at Tampa Bay his first two years...Saw action in 15 games, including six starts before sustaining a career-ending injury in 2008...Originally a walk-on at California before becoming a starter and three-time all-conference selection...Earned a bachelor's degree in mass communications...Storer and wife, Ashley, have two daughters, Bennie and Lulu.



MIKE TRGOVAC

DEFENSIVE LINE

24th Season in NFL

1st Season with Raiders



Mike Trgovac enters his first season with the Silver and Black, bringing 34 years of coaching experience including 23 seasons in the NFL with the Philadelphia Eagles, Washington Redskins, Carolina Panthers and Green Bay Packers.

Trgovac joins the Raiders after spending the past nine seasons with the Green Bay Packers, serving as the defensive line coach from 2009-17. Since Trgovac took over as defensive line coach in 2009, the Packers rank fifth in the NFL in sacks (365) and rushing touchdowns allowed (94). Green Bay has finished in the top 10 in the league in sacks in six of his nine seasons (2010, 2012-16).

Trgovac's 2016 unit helped the Packers defense to finish eighth in the NFL in rushing yards allowed per game (94.7). His group also contributed to Green Bay's 40 sacks on the season, which ranked tied for sixth in the NFL and marked their fifth consecutive season recording 40-or-more sacks. Under Trgovac's guidance, DT Mike Daniels led the defensive line with four sacks and was named a Pro Bowl alternate for the second consecutive season.

In 2015, Trgovac's line helped lead the Packers to 43 sacks, which tied for seventh in the NFL. Daniels led the Green Bay defensive line in tackles (66) and sacks (four), while ranking second in quarterback hits (12).

In 2014, Trgovac's line contributed to a run defense that allowed just 86.4 yards per game over the final eight contests, ranking fifth in the NFL over that span, and 3.6 yards per carry, which ranked sixth in the league over that span. His group also helped the Packers finish tied for ninth in the league in sacks with 41. Trgovac tutored DT Letroy Guion as the veteran posted career highs for both tackles (62) and sacks (3.5) as he started all 16 games for the first time in his career. Trgovac also helped Daniels lead the line with a career-high 69 tackles and ranked third on the team with 5.5 sacks.

Trgovac guided a defensive line in 2013 that helped the Packers finish tied for eighth in the league in sacks with 44 on the season. Daniels saw an improvement in production under Trgovac's direction, finishing second on the team with 6.5 sacks, which also tied for sixth in the league among defensive tackles in 2013.

In 2012, Trgovac's group helped the Packers rank 11th in total defense (336.8 yards per game) and fourth in sacks (47). Under his guidance, veteran DT Ryan Pickett led the line with 75 tackles, his highest total since 2008, and DT B.J. Raji was named a Pro Bowl alternate.

In 2011, Trgovac helped produce Green Bay's first defensive tackle Pro Bowl selection since 1972 in Raji who recorded 43 tackles, three sacks, three passes defended and one fumble recovery.

Trgovac helped the Packers finish second in the league in sacks in 2010 with 47, the highest league ranking in club history. Raji was named a Pro Bowl alternate as his 6.5 sacks were the most by an NFL nose tackle since 1990.

In 2009, Trgovac directed a line that made the transition to the 3-4 defense and helped the Packers lead the NFL in rushing defense for the first time in franchise history with a mark of 83.3 rushing yards per game, a mark that set a team record. The Packers moved up 25 spots in the rushing defense ranking from 2008, the biggest one-year improvement in club history.

Trgovac came to Green Bay from Carolina, where he served as the defensive coordinator for six seasons from 2003-08. In that time, he directed a defense that produced 10 Pro Bowl selections and ranked in the NFL's top 10 in both yards and points allowed three times. In 2005, the Panthers ranked third in yards (282.6), fifth in points (259) and first in takeaways with a team-record 42, helping Carolina advance to its second NFC Championship game in three seasons.

In 2003, Trgovac's inaugural season as a defensive coordinator, Carolina's defense ranked eighth in the NFL in yards (295.3) and 10th in points allowed (304). The defense forced four turnovers in the NFC Championship game, earning the Panthers first Super Bowl berth.

As Carolina's defensive line coach in 2002, Trgovac oversaw a dramatic improvement in the Panthers' front four that made a strong case for him taking over as coordinator. Carolina ranked third in the league with 39 sacks and first in rushing yards per attempt. Under Trgovac's tutelage, DE Julius Peppers was named the NFL Defensive Rookie of the Year while Kris Jenkins earned first-team All-Pro honors.

Prior to his time in Carolina, Trgovac coached the defensive line for the Washington Redskins for two seasons (2000-01). In his first season, Trgovac saw Marco Coleman earn a Pro Bowl selection after recording 12 sacks in 2000.

Trgovac's first stint with the Packers, in 1999, was Green Bay's first season in seven years without DE Reggie White leading the defensive line. That year, DE Keith McKenzie matched his career high in sacks with eight.

COACHING BACKGROUND


Years	College/Pro Team	Position Coached
1984-85	Michigan	Graduate Assistant (Defensive Line)
1986-88	Ball State	Defensive Line
1989	Navy	Defensive Line
1990-91	Colorado State	Defensive Line
1992-94	Notre Dame	Defensive Line
1995-98	Philadelphia Eagles	Defensive Line
1999	Green Bay Packers	Defensive Line
2000-01	Washington Redskins	Defensive Line
2002	Carolina Panthers	Defensive Line
2003-08	Carolina Panthers	Defensive Coordinator
2009-17	Green Bay Packers	Defensive Line
2018	Oakland Raiders	Defensive Line



Trgovac began his NFL coaching career as the defensive line coach of the Philadelphia Eagles from 1995-98. In 1995, their line led the NFL in sacks with 42.5 and DE William Fuller led the team with 13, earning his first of two consecutive Pro Bowl selections.

Trgovac's career of working with defensive linemen in the college coaching ranks spanned 11 seasons with five schools, beginning with his alma mater, Michigan as a graduate assistant in 1984. After two seasons there, he spent three seasons at Ball State (1986-88), one season at Navy (1989), two years at Colorado State (1990-91) and three years at Notre Dame (1992-94).

PERSONAL: A native of Youngstown, Ohio...Played four seasons at Michigan on the defensive line...A two-time all-conference honoree and a second-team All-American selection as a senior... Received his bachelor's degree in education...Played football and wrestled at Fitch High School in Austintown, Ohio... Named Ohio's Defensive Lineman of the Year and capture the state heavyweight wrestling title as a senior...Trgovac and wife, Angela, have a daughter, Jordan, and son, Michael...Last name is pronounced TER-guh-vack.



JOEY CLINKSCALES

DIRECTOR OF PLAYER PERSONNEL


7th Season with Raiders



Joey Clinkscales enters his seventh season with the Raiders, having been named director of player personnel by General Manager Reggie McKenzie in 2012. Clinkscales oversees the entirety of the Silver and Black's personnel operation, including all of the team's scouting efforts and evaluation of free-agent talent.

Clinkscales came to Oakland after serving 17 seasons with the New York Jets, most recently as vice president-college scouting. With the Jets, Clinkscales oversaw the team's college scouting operation and worked with the football staff annually to prepare for the NFL Draft. Clinkscales was promoted to national scout by the Jets in 2002 after initially serving as a southeast region scout. He joined the Jets from National Football Scouting, where he worked as a scout. He also worked as a part-time scout for the Pittsburgh Steelers from 1989-93.

A ninth-round draft pick by Pittsburgh in 1987, Clinkscales played in 14 career games with the Steelers (1987-88) and the Tampa Bay Buccaneers (1988-89). A native of Asheville, N.C., Clinkscales was teammates with McKenzie at the University of Tennessee, where he served as a team captain, and Austin-East High School in Knoxville, Tenn.



TOM DELANEY

DIRECTOR OF FOOTBALL ADMINISTRATION

19th Season with Raiders




Tom Delaney enters his 19th year with the Raiders and his seventh as director of football administration, having been named to his current post by General Manager Reggie McKenzie in 2012.

Delaney is responsible for negotiating player contracts and managing the salary cap. He also maintains the team's compliance with NFL and Management Council regulations, roster management, and daily supervision of football administration departments including athletic training, equipment, video, travel, and practice fields.

He is a member of the NFL Management Council's Club Services Committee, which has developed new technology and systems for player contract reporting, salary cap management and information management.

A native of Pleasanton, Calif., Delaney holds a math degree from UC Davis and worked in asset management as a financial analyst prior to joining the Raiders. His wife's name is Evelyn.



SHAUN HEROCK

DIRECTOR OF COLLEGE SCOUTING


7th Season with Raiders



Shaun Herock was named the Raiders' director of college scouting by General Manager Reggie McKenzie in 2012, and begins his seventh season with the Silver and Black. Herock directs the Silver and Black's college scouting process, managing the team's draft preparations and the evaluation and ranking of college prospects.

Herock came to Oakland after serving 19 years with the Green Bay Packers, including 11 years as the assistant director of college scouting. Now in his 25th year in scouting, he joined the Packers as a full-time scout in 1994. He began his career with the Atlanta Falcons from 1989-92 before joining the Packers initially as a summer intern in the scouting department.

A former Raiders ball boy, Herock was a four-year letterman at Richmond, playing center and tackle during his collegiate career. He graduated from Richmond with a degree in sociology. Herock's father, Ken, played four seasons for the Raiders and enjoyed a long NFL career in personnel, including a significant role in helping to build the Raiders' Super Bowl XI championship team. Shaun and his wife Mia have three sons, Shaun, Anthony and Christopher. His son, Shaun, is entering his sophomore year at the United States Naval Academy.



DANE VANDERNAT

DIRECTOR OF PRO PERSONNEL

11th Season with Raiders



Dane Vandernat enters his 11th year with the Raiders and his fourth as director of pro personnel, having been named to his current post by General Manager Reggie McKenzie in 2015.

Vandernat is primarily responsible for overseeing the department's evaluations of professional players from the NFL and other leagues, coordinating the advance scouting of upcoming opponents, tracking roster movement and depth charts from around the NFL, and organizing workouts for free agents.

Vandernat joined the Silver and Black in 2008, serving as a training camp intern in the Internet department prior to completing a salary cap and agent administration internship with the NFL Players Association. He re-joined the Raiders as a football operations intern in 2009 and moved to the player personnel department later that year. He was named a pro scout in 2011.

A native of Upland, Calif., Vandernat graduated from Cal Poly Pomona and received his master's degree in Sport Management from the University of San Francisco.


FOOTBALL SUPPORT STAFF




KATIE AGOSTIN
Media Relations



MARK ARTEAGA
Football Operations




TEDDY ATLAS
Player Personnel



CALVIN BRANCH
Player Personnel




WILLIE BROWN
Player Personnel




ZACH CABLE
Football Operations



PETE CARACCILO
Football Operations



BEN CHESTER
Pro Scout



DAVID CHRISTOFF
Football Operations



DR. STEVE CORDAY
Medical Consultant



CHRIS CORTEZ
Training



ZACK CROCKETT
Player Personnel



ERIN EXUM
Media Relations



TIM FEASTER
Equipment




EVERT GEERLINGS
Media Relations



ANDREW GRANT
Training


FOOTBALL SUPPORT STAFF



JOSH HARPER
Football Operations



JOE HARRINGTON
Video Operations




VON HUTCHINS
Player Personnel



ADAM JOHNSON
Equipment



TOM JONES
Football Operations



BRAD KAPLAN
Player Personnel



DR. WARREN KING
Team Orthopedist



WILL KISS
Media Relations




MIKE KRUPOFF
Player Personnel



DANIEL LEDER
Football Operations



JEFF LEONARDO
Football Operations



ZACH LONGENECKER
Fields



MARIO LOZANO
Training



McCADE LYNCH
Fields



ERIKA MARMOLEJO
Player Personnel



H. ROD MARTIN
Training

FOOTBALL SUPPORT STAFF



DAVE McCLOUGHAN
Player Personnel



RALEIGH McKENZIE
Player Personnel




DANNY MOLINA
Equipment




JASON NEGUS
Video Operations



**KYLE NEWHALL-
CABALLERO**
Player Personnel




DR. FRED NICOLA
Medical Consultant



GREG REUVENI
Football Operations



BOBBY ROMANSKI
Equipment



JAKE SAAVEDRA
Training



ANNELIE SCHMITTEL
Player Engagement



TREY SCOTT
Player Personnel



DeANGELO SHEARS
Player Engagement

FOOTBALL SUPPORT STAFF



**DR. NAVDEEP
SINGH**

Team Medical Physician



BOB STIRITI

Team Security



**DR. WARREN
STRUDWICK**

Orthopedic Consultant




SCOTT TOUCHET

Training



LAMONTE WINSTON

Player Engagement



MARC BADAIN **PRESIDENT**


28th Season with Raiders



Marc Badain enters his 28th year with the Raiders and his fourth as team president. Badain, who was named to his current post by Owner Mark Davis on Jan. 16, 2015, oversees the entirety of the club's business operations.

Badain started with the Raiders as a training camp intern in 1991 before joining the football staff full time as an administrative assistant to the coaching staff the following year. He joined the organization's finance department in 1995, and was named chief financial officer in 2004. Badain served as team president in an interim capacity from 2013-14.

A native of Rochester, N.Y., Badain earned his bachelor's degree in economics from Emory University and received his MBA from University of California's Walter A. Haas School of Business in 2001. Badain and his wife, Amy, have three children, Ali, Bernie and Zach. He is a member of the Board of Directors of both the Biletnikoff Foundation and Gridiron Greats.



DAN VENTRELLE **EXECUTIVE VICE PRESIDENT AND GENERAL COUNSEL**

15th Season with Raiders



Dan Ventrelle is in his 15th season with the Raiders. Ventrelle's responsibilities include the negotiation and drafting of the team's player contracts, coaching contracts, and business and football agreements. He also advises and represents the team on major business decisions, including the financing and construction of the team's stadium project. As the club's General Counsel, Ventrelle advises on all legal matters, manages outside counsel, and oversees compliance with all National Football League rules and programs. In addition, he oversees and manages the staff of the organization's Human Resources and Legal Departments.

Ventrelle holds degrees from the University of Notre Dame and the University of Michigan Law School. Prior to joining the Raiders full time, he served as outside counsel to the team at Howard Rice Nemerovski Canady Falk & Rabkin in San Francisco. Ventrelle is originally from West Chicago, Illinois. He and his wife, Chrissa, have three children: Drew (21), Brooke (14), and Ryan (10). Ventrelle is active in his local community, serving on the boards of the Raiders Foundation, Lafayette Little League, and MOL Youth Football.



TOM BLANDA

SENIOR VICE PRESIDENT - STADIUM DEVELOPMENT AND OPERATIONS

28th Season with Raiders



Tom Blanda is in his 28th year with the Raiders and his fourth as Senior Vice President – Stadium Development and Operations. Blanda acts as club liaison for all stadium-related matters. He oversees all of the club's operations for home games in Oakland and international games played both in London (2014) and Mexico City (2016 and 2017).

Blanda also acts as the club's senior security official, overseeing and coordinating the security resources assigned to protect the team's assets, as well as oversight of the IT Department.

Prior to his most recent post, Blanda has overseen many areas of the team's operations including finance, sponsorship, internet, salary cap, player costs and on-line merchandising.

A former US Marine, Blanda earned a business degree from Cal State East Bay. The Blanda family includes children Alec and Morgan.



ROSIE BONE

SENIOR VICE PRESIDENT - COMMUNITY RELATIONS AND PUBLIC AFFAIRS

17th Season with Raiders



Rosie Bone is in her 17th season with the Raiders and her fourth as Senior Vice President – Community Relations and Public Affairs. Bone oversees alumni relations, community relations, event operations, public affairs, the Raiderettes and the Raiders Foundation for the Silver and Black.

In her role, Bone supervises the administration and support of a variety of programs and events which primarily focus on education, health and fitness, youth football, volunteerism, and civic involvement. She works with current and former players, and other members of the organization, to manage their participation in community outreach efforts throughout the year. Bone also serves on the Board of Directors for the Raiders Foundation.

Prior to her most recent position, Bone served as Director of Community and Youth Initiatives for the Raiders since 2005. She was also an associate producer for the team's Emmy Award-winning Silver and Black Productions after beginning her career in athletics at Saint Mary's College of California in Moraga, Calif.

Originally from Ukiah, Calif., Bone earned a bachelor's degree in Communication from Saint Mary's.



CHERYL NICHOLS

SENIOR VICE PRESIDENT - ADMINISTRATION, FACILITIES AND OWNERSHIP

43rd Season with Raiders



Cheryl Nichols is in her 43rd season with the Raiders and her fourth as Senior Vice President – Administration, Facilities and Ownership.

Nichols oversees administration for the Silver and Black and helps direct the planning and execution of facility improvements, construction and maintenance at the team's headquarters. She is also instrumental in event planning and special projects for the Raiders.

Prior to joining the Raiders, Nichols owned her own interior design and construction company in the Bay Area. She has two children, Kimberlie and Mark.



MARK SHEARER

SENIOR VICE PRESIDENT - BUSINESS DEVELOPMENT AND CHIEF REVENUE OFFICER

20th Season with Raiders



Mark Shearer enters his 20th season with the Raiders and fourth in his present capacity. Shearer oversees the club's revenue generating departments including corporate partnerships, premium/ticket sales and service, business development and analytics, merchandise and Raiderettes.

Shearer started with the Raiders in the merchandise department in August of 1999. He helped open more than 20 brick and mortar Raider Image locations as well as launch the team run, online store still owned and operated by the club today. In 2009, he was promoted to oversee premium/ticket sales and service and in 2013 started the business development department.

A native of Sonoma, Calif., Shearer earned his bachelor's degree in Business Management from California Polytechnic State University (Cal Poly) in 1998. Shearer and his wife, Sandra, have two children, Avery and Nolan.



ED VILLANUEVA

SENIOR VICE PRESIDENT - CHIEF FINANCIAL OFFICER

16th Season with Raiders



Edward R. Villanueva enters his 16th year with the Raiders and his fourth year as Senior Vice President - Chief Financial Officer. Villanueva spent his first 12 years as the team's Controller.

Villanueva is responsible for all financial aspects of the team, including budgeting and strategic planning, financial reporting, audit, tax and risk management. He also serves as the treasurer of the Raiders Foundation. In 2005, he was the team's representative at the National Football League's management training program at Stanford University.

A resident of Pleasant Hill, Calif., Villanueva holds a bachelor's degree in Business Administration from San Francisco State University and worked as a tax manager in the hedge fund group at Ernst & Young prior to joining the Raiders. He is also a California Certified Public Accountant and is a member of the American Institute of CPAs. His wife's name is Maria and their two daughters are Sydnie and Allyson.

BUSINESS SUPPORT STAFF



FREDDY ACEVES
Information Technology



JESUS AGUILAR
Raider Image



MATT AGUIRRE
Photography



CYNTHIA ALBERTSEN
Ticket Services



PRISCILLA ALMEIDA
Event Operations



MATT ANDRUS
Finance



JENNA ANGELO
Raiderettes




EBERÉ ARUM
Community Relations
and Public Affairs



FRANCISCO ASCENCIO
Premium Sales and Service



KRISTI BAILEY
Administration




JUSTIN BARNES
Revenue Planning
and Analytics




ARIANNE BAUTISTA
Raider Image



KRIS BAYLISS
Raider Image



CAMI BENNETT
Creative



THOMAS BOLD
Ticket Sales



ELIJAH BOWIN
Silver and Black Productions

BUSINESS SUPPORT STAFF



JENNIFER BRAWLEY
Raider Image



TRAVIS BRAZ
Silver and Black Productions



NICOLE BROWN-ADAMS
Human Resources




STEVEN CAMACHO
Silver and Black Productions



FREDDY CARCAMO
Raider Image



DOUG CATANZARITE
Corporate Partnership




RACHEL CELEYA
Raider Image




KYLEE CHANDLER
Premium Sales and Service



LAUREN CHANDLER
Silver and Black Productions



PETER CHARNEY
Corporate Partnership



JAY CHESSE
Ticket Sales and Service



BRANDON CLARK
Marketing



HANNAH COLLISS
Ticket Operations



RYAN COOPER
Ticket Sales



RANYA DE CASTRO
Ticket Service



VITTORIO DeBARTOLO
Digital and Social Media

BUSINESS SUPPORT STAFF



BARRY DeVILBISS
Raider Image



BRANDON DOLL
Business Development



RYAN DORSEY
Information Technology



LUIS DUENAS
Information Technology



SARAH EIKMEIER
Creative



ERIK ESTRADA
Facilities



HANNAH EXLEY
Event Operations



ADAM FELDMAN
Ticket Operations



ANDREW FERRALL
Information Technology



REBECCA FINLAY
Creative



KAREN FONTANA
Corporate Partnership



GREG GARRETT
Stadium Development
and Operations



ALEX GECHÉ
Premium Sales and Service



JASON GIGLIO
Corporate Partnership



TONY GONZALES
Photography



SOPHIA GOUCHER
Raider Image

BUSINESS SUPPORT STAFF



DAVID GRIFFIN
Digital and Social Media



AMIN HASAN
Ticket Services




MYLES HAYES
Community Relations
and Public Affairs



**ROBERT
HENRIQUEZ**
Premium Sales and Service



**CHRISTIAN
HOWARD**
Corporate Partnerships



DANIEL HUIE
Finance



CHLOE JANFAZA
Stadium Development
and Operations



JACKIE KAUFMAN
Raider Image




RYAN KELLY
Ticket Services



TRISHA KIRK
Silver and Black Productions



JERRY KNAAK
Team Historian




MARC KUZBARI
Stadium Development
and Operations



ANWAAR LACY
Ticket Services



JACK LEVEY
Revenue Planning
and Analytics



JEANINE LIEBELT
Raider Image




KYSHA LOPEZ
Human Resources

BUSINESS SUPPORT STAFF



JUSTIN LUPO
Ticket Sales



TOM LYDON
Raider Image



PAUL MALDONADO
Information Technology



CHRIS MALLORY
Foundation



NICK MARKUNAS
Community Relations
and Public Affairs



KYLE MARTIN
Digital and Social Media



JONATHAN MARTINEZ
Revenue and Planning
Analytics




QIAVA MARTINEZ
Premium Sales and Service



DONNA MENDOZA
Operations



ADRIAN MONTOYA
Raider Image



ANDRE MOYCE
Raider Image



JONNY MYDRA
Ticket Sales



KEYON NASH
Premium Sales and Service



A.C. NAVARRO
Raider Image



MARK NICHOLS
Facilities



LULU OCHOA
Human Resources

BUSINESS SUPPORT STAFF



ERICA OLIVE
Raider Image



MARCUS PADILLA
Silver and Black Productions



ZOE PANAYIDES
Corporate Partnerships



PANOS PAPPAS
Premium Sales and Service



MATT PASCO
Information Technology



EDDIE PASKAL
Digital and Social Media



CAROLYN PAUL
Administration




VERONICA PERRY
Ticket Services



DEREK PERSON
Finance



BRAD PHINNEY
Silver and Black Productions



JAMES PLAIN
Digital and Social Media



**NATHAN
RAUHAUSER**
Information Technology



ASHLEY REESE
Raider Image



JEFF ROMANSKI
Raider Image



JESSICA ROMERO
Silver and Black Productions



**SAMANTHA
ROMERO**
Raider Image

BUSINESS SUPPORT STAFF



CLAIRE SAFINE
Community Relations
and Public Affairs




ADAM SANDA
Finance




JULIA SHERMAN
Foundation



TAYLOR SILVA
Business Development



BRYAN SMITH, JR.
Raider Image



**CHRIS
SOTIROPULOS**
Stadium Development
and Operations



DEAN STAVERT
Security



CAMERON STEVENS
Premium Sales and Service



KARLA TAI
Human Resources



MELISSA TAILES
Community Relations
and Public Affairs




WAHAJ TARIQ
Revenue Planning
and Analytics



MIKE TAYLOR
Community Relations
and Public Affairs



PAUL TAYLOR
Raider Image



JOSEPH TESCONI
Raider Image



SHAWN TESTA
Information Technology



VICTORIA THEIS
Information Technology

BUSINESS SUPPORT STAFF




PAT VALERIO
Operations




JAMES VEGA
Silver and Black Productions



**WARREN
VERRETT III**
Ticket Services




**ANDRES
VILLALOBOS**
Ticket Sales



MANDY VOECKS
Raiderettes



JENNIFER VU
Premium Sales and Service



MATTHEW WALKS
Digital and Social Media



DON WEBB
Stadium Development
and Operations



ANNE WILCOXON
Finance



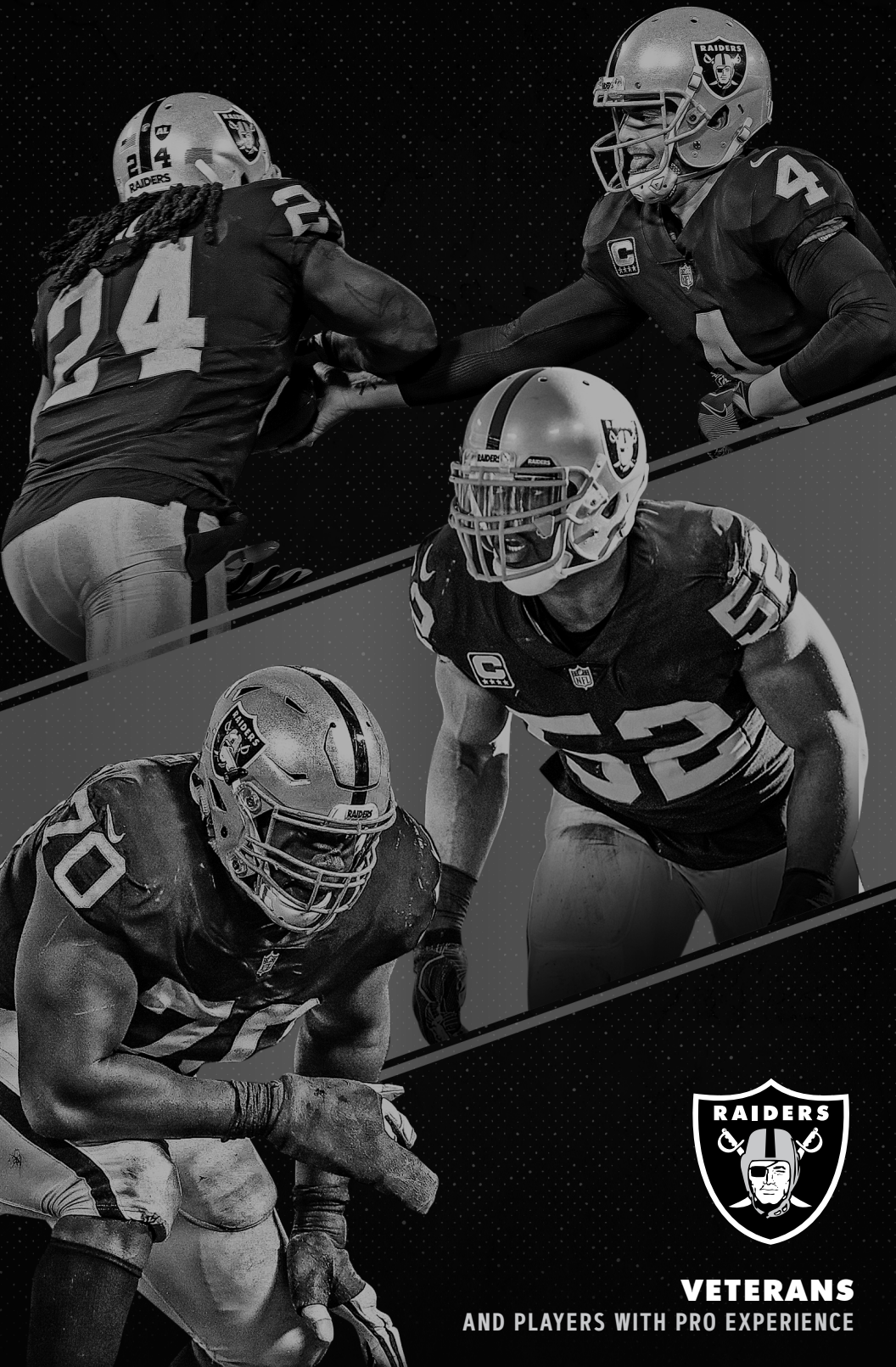
ERIN WRIGHT
Community Relations
and Public Affairs



JOHN YOW
Legal



GORDON YU
Raider Image



VETERANS
AND PLAYERS WITH PRO EXPERIENCE



VADAL ALEXANDER

74

GUARD/TACKLE
6-5 | 325
LSU
NFL EXP.: 3
RAIDERS EXP.: 3

ACQUIRED: D7-'16
HOMETOWN:
BUFORD, GA.
BORN: 03/23/94



TRANSACTIONS: Selected by Oakland Raiders in the seventh round (234th overall) of the 2016 NFL Draft, April 30, 2016.

CAREER: Versatile offensive lineman has played in 24 games with nine starts over his first two NFL seasons...Set a career high with 15 games played while starting in four, contributing in a reserve role on the offensive line in 2017...As a rookie, played in nine games, starting in five at both right tackle and left guard.

2017: Appeared in a career-high 15 games while starting in four during his sophomore campaign...Contributed in a reserve role on the offensive line, with starts at right tackle and as an extra offensive lineman...(10/19) vs. KC: Started at right tackle and helped the offense record over 500 yards of offense (505)...Paved the way for 32 first downs, tied for the fourth most in franchise history...(11/19) vs. NE: Started at right tackle...Part of an offensive line that surrendered just one sack, marking the sixth game on the season the Raiders allowed one-or-fewer sacks...(12/17) vs. Dal.: Started as an extra linemen, helping the line keep Carr upright as they posted their fourth clean sheet of the season...Helped the Raiders rush for 122 yards, their eighth game with 100-plus yards on the ground...(12/25) at Phi.: Started as an extra lineman, but exited the game early due to injury.


2016: Appeared in nine games with five starts as a rookie for the Silver and Black...Contributed as an extra offensive lineman, including starts at right tackle and left guard, as the offensive line shuffled due to injuries...(9/18) vs. Atl.: Made his NFL debut on offense...(9/25) at Ten.: Entered late in the second quarter at right tackle due to an injury on the offensive line...Saw significant action on offense...(10/2) at Bal.: Made his first career start at right tackle due to injuries to the offensive line...Helped keep QB Derek Carr upright as the offensive line recorded its second clean sheet of the season...(10/9) vs. SD: Started at right tackle in Raiders' third comeback win of the season...Allowed Carr to throw for over 300 yards...(10/30) at TB: Appeared in his fifth career game, contributing on offense in a reserve role...Helped pave the way for 626 yards of total offense, tying a franchise record set in 1964...Allowed Carr to become the first Raider to throw for 500-plus yards and the third player in NFL history with 500 yards, four TDs and zero INTs in a game...(12/4) vs. Buf.: Started in the win, contributing on offense in a reserve role...Helped block for RB Latavius Murray as he rushed 20 times for 82 yards and two TDs...(12/8) at KC: Started at left guard in the absence of G/T Kelechi Osemele...Helped pave the way for Murray as he rushed 22 times for 103 yards, eclipsing 100-plus rushing yards for the second time this season...(12/24) vs. Ind.: Returned to action in the win, appearing on offense and special teams...(1/17) at Den.: Started in the final regular season game, helping the offensive line finish the year with a league-low 18 sacks.

COLLEGE: Four-year starter on the offensive line at LSU, appearing in 50 games with 46 starts (25 at left guard, 21 at right tackle)...Played 3,033 offensive snaps with 315 knockdown blocks for his career...Helped LSU to a four-year record of 37-14, which included appearances in four bowl games...Blocked for a 100-yard rusher in 28 of his 46 starts and a 1,000-yard rusher in three of the four years he started on offensive line...Started all 12 games as a senior...Had best year of career in 2015, earning All-America Second Team honors and All-SEC First Team honors...Led Tigers in offensive snaps with 810 and was second on team with 119 knockdowns...Helped pave the way for an LSU offense that led the SEC in rushing with 256.8 yards per game and scored 36 rushing TDs, the second-highest total in school history...Allowed only two sacks all year...Started all 12 games as a junior at left guard...Ranked third on team in total offensive snaps with 757 and was second on team with 75.5 knockdowns...Helped lead the way for a 100-yard rusher in six games and a team total of 250 or more yards six times...Started in all 13 games at left guard as a sophomore...Played a team-high 810 snaps in 2013, which included playing every snap in 10 of LSU's 13 games...Led the team with 71 knockdowns...Played in 13 games with nine starts at right tackle as a true freshman...Earned Freshman All-SEC and Freshman All-American Second Team honors...Finished rookie season with 656 snaps and 49.5 knockdowns...Played every offensive snap in final nine games of the season...Majored in interdisciplinary studies.

PERSONAL: Attended Buford (Ga.) High School...Ranked as the nation's fifth-best offensive lineman and No. 9 overall prospect in the state of Georgia by ESPN.com...Ranked No. 75 nationally in the ESPN 150...Member of Rivals 250 as he's rated as the nation's No. 11 offensive tackle prospect and No. 17 overall prospect in the state of Georgia...Rated the No. 11 offensive tackle by Scout.com and is No. 78 on Scout.com's Southeast 150...Superprep All-America ranked him as the 29th best offensive lineman...Rated as the nation's No. 5 offensive lineman and is ranked as the 14th-best overall prospect in Georgia by 247sports.com...Participated in the Under Armour All-American game...Consensus four-star prospect...Ranked No. 64 on the Press-Register Super Southeast 120...Earned Georgia AA All-State First-Team honors as a junior and senior...Born in New Orleans, La., and moved to Georgia at age three...Graduated from high school in December of 2011 and enrolled at LSU for the 2012 spring semester...Participated in the Raiders annual Thanksgiving with the Offensive Line, an event in which Oakland's offensive line provides local families in need with all the food needed to make a complete Thanksgiving dinner.

VADAL ALEXANDER'S GAMES PLAYED/STARTED

Year	Team	GP	GS
2016	Oakland	9	5
2017	Oakland	15	4
Totals		24	9



PHARAOH BROWN

81

TIGHT END
6-5 | 246
OREGON
NFL EXP.: 1
RAIDERS EXP.: 1

ACQUIRED: FA-'17
HOMETOWN:
LYNDHURST, OHIO
BORN: 05/04/94



TRANSACTIONS: Signed by Oakland Raiders as an undrafted free agent, May 4, 2017...Waived by Raiders, Sept. 2, 2017...Signed by Raiders to practice squad, Sept. 3, 2017...Signed by Raiders to active roster, Dec. 23, 2017.

2017: Versatile tight end originally signed with the club as an undrafted free agent in May...Signed to active roster on Dec. 23 and made his NFL debut in Week 16...Appeared in two games, making one start...**(12/25) at Phi.:** Made his NFL debut, appearing on both offense and special teams...**(12/31) at LAC:** Made his first career start, seeing action on offense and special teams.

COLLEGE: Played four years at Oregon, seeing action in 40 games...Totaled 70 career receptions for 1,011 yards with 11 TDs...Two-time All-Pac 12 First Team selection...As a senior, played in nine games with eight starts...Recorded 33 catches for 426 yards with five TDs...Earned first-team All-Pac 12 honors...Recipient of the Bob Officer Award, presented to the Oregon player who excels in spite of physical adversity...Missed the 2015 season due to injury...As a junior, saw action in 10 games, missing five due to injury...Totaled 25 catches for 420 yards and six TDs...Received first-team All-Pac 12 honors...Also named first-team all-conference by Athlon Sports, ESPN.com and Phil Steele Publications...Recipient of the Duane Cargill Memorial Award, presented to Oregon's outstanding offensive impact player...Registered catches in all but one of his 10 games played...As a sophomore, played in nine games with five starts...Totaled 10 catches for 123 yards with two TDs...As a freshman, played in 12 games.

AT A GLANCE

- Spent most of the 2017 season on the Raiders' practice squad before being signed to the active roster in late December and seeing action in two games.
- Played in 40 games over four seasons at Oregon, twice earning first-team All-Pac 12 honors.
- Attended Brush High School in Lyndhurst, Ohio, and was named the West Team's MVP of the 2012 All-American Bowl as a senior.

PERSONAL: Attended Brush High School in Lyndhurst, Ohio...Three-year letterman and two-way player...Played in the All-American Bowl, where he was named the West's MVP...As a senior, caught 32 passes for 753 yards with 10 TDs...Also posted 12 sacks as a defensive end...Named second-team All-Ohioan...Also played basketball, earning first-team all-conference and MVP honors as a junior.

PHARAOH BROWN'S CAREER STATISTICS

		RECEIVING							RUSHING					TOTAL
Year	Team	GP	GS	Rec.	Yds.	Avg.	Lg.	TD	Att.	Yds.	Avg.	Lg.	TD	OFFENSE
2017	Oakland	2	1	0	0	-	-	0	0	0	-	-	0	0
Totals		2	1	0	0	-	-	0	0	0	-	-	0	0

PHARAOH BROWN GAME-BY-GAME

2017, OAKLAND (6-10)

Date	Opp.	W/L	GP/GS	RECEIVING				
				Rec.	Yds.	Avg.	Lg.	TD
9/10	at Ten.	W		(PRACTICE SQUAD)				
9/17	NYJ	W		(PRACTICE SQUAD)				
9/24	at Was.	L		(PRACTICE SQUAD)				
10/1	at Den.	L		(PRACTICE SQUAD)				
10/8	Bal.	L		(PRACTICE SQUAD)				
10/15	LAC	L		(PRACTICE SQUAD)				
10/19	KC	W		(PRACTICE SQUAD)				
10/29	at Buf.	L		(PRACTICE SQUAD)				
11/5	at Mia.	W		(PRACTICE SQUAD)				
11/19	NE	L		(PRACTICE SQUAD)				
11/26	Den.	W		(PRACTICE SQUAD)				
12/3	NYG	W		(PRACTICE SQUAD)				
12/10	at KC	L		(PRACTICE SQUAD)				
12/17	Dal.	L		(PRACTICE SQUAD)				
12/25	at Phi.	L	1/0	0	0	-	-	0
12/31	at LAC	L	1/1	0	0	-	-	0
Totals			2/1	0	0	-	-	0



MARTAVIS BRYANT

12

WIDE RECEIVER
6-4 | 210
CLEMSON
NFL EXP.: 4
RAIDERS EXP.: 1

ACQUIRED: TR-'18 (Pit.)
HOMETOWN:
CALHOUN FALLS, S.C.
BORN: 12/20/91



TRANSACTIONS: Selected by Pittsburgh Steelers in the fourth round (118th overall) of the 2014 NFL Draft, May 10, 2014... Acquired via trade by Oakland Raiders from Pittsburgh, April 26, 2018.

CAREER: Explosive wide receiver enters his fifth season and first with the Raiders after a trade during the NFL Draft brought him to Oakland...Career totals include 36 games played with 16 starts with 126 receptions for 1,917 (15.2 avg.) and 17 TDs...Also has 14 rushing attempts for 71 yards and one TD...Posted at least 500 receiving yards in each of his first three seasons in the NFL, including back-to-back seasons of 600 receiving yards...Set an NFL record for most receiving TDs in a player's first four games when he totaled six TDs in 2014...Became the second player in NFL history to register two TDs of at least 88 yards in each of his first two seasons...Tied a career high with 50 receptions in 2017...Posted a career high 765 yards on 50 receptions in 2015...Tallied a career-high eight TDs as a rookie in 2014.

AT A GLANCE

- Enters his first season with the Silver and Black after four years in Pittsburgh.
- Has totaled 126 receptions for 1,917 yards and 17 TDs in 36 career games.
- Posted at least 500 receiving yards in each of his first three seasons in the NFL, including back-to-back seasons of 600 receiving yards.
- Set an NFL record for most receiving TDs in a player's first four games when he totaled six TDs in 2014.
- Became the second player in NFL history to register two TDs of at least 88 yards in each of his first two seasons.

2017 (with Pit.): Played in 15 games with eight starts...Totalled 50 receptions for 603 yards (12.1 avg.) and three TDs...Added six rushing attempts for 22 yards (3.7 avg.)...His 50 receptions tied a career high...Marked his second consecutive season with at least 50 catches...**(9/17) vs. Min.:** Posted game highs in receiving yards (91) and scrimmage yards (98)...Caught a TD reception on a 27-yard completion from QB Ben Roethlisberger in the first quarter...Hauled in a 51-yard catch in the third quarter...**(10/1) at Bal.:** Caught three passes for 48 yards...**(11/12) at Ind.:** Caught a pass from Roethlisberger, converting a two-point conversion to tie the game in the fourth quarter...**(11/26) vs. GB:** Tallied four receptions for 40 receiving yards with one TD...Caught a 17-yard TD pass from Roethlisberger in the second quarter...Hauled in the 100th reception of his NFL on his first reception...Returned the opening kickoff 38 yards, the first kickoff return of his NFL career, and the longest kickoff return by a Steeler in 2017...**(12/4) at Cin.:** Posted four receptions for 40 yards...**(12/10) vs. Bal.:** Caught six passes for 33 yards...**(12/17) vs. NE:** Recorded four receptions for 59 yards and one TD...Hauled in a 4-yard pass from Roethlisberger in the second quarter...**(12/25) at Hou.:** Caught three passes for 60 yards...**Postseason: (1/14/18) vs. Jac.:** Recorded two receptions for 78 yards, including a 36-yard TD pass from Roethlisberger in the second quarter.

2016 (with Pit.): Spent the entire season on the Reserve/Suspended List.

2015 (with Pit.): Saw action in 11 games with five starts during the regular season...Recorded single-season career highs in receptions (50) and receiving yards (765)...Added five rushes for 37 yards and one TD on the ground...Led the team in receptions (14), receiving yards (183) and receiving touchdowns (one) in the postseason...**(10/18) vs. Ari.:** Led the team in receptions (six), receiving yards (137) and TDs (two)...Marked his third multi-TD game...Scored on an 88-yard pass from QB Ben Roethlisberger in the fourth quarter to seal the victory...**(10/25) at KC:** Hauled in three receptions for 45 yards and one TD, a 19-yarder from Roethlisberger...**(11/8) vs. Oak.:** Tallied three receptions for 31 yards and one TD, a 14-yarder in the fourth quarter...**(11/15) vs. Cle.:** Posted six receptions for 178 yards (29.7 avg.) and one TD...The 178 receiving yards were a career high...Tallied three receptions of at least 30 yards...**(11/29) at Sea.:** Recorded 69 receiving yards on five receptions...Added an 11-yard TD run,



the first rushing TD of his career...**(12/6) vs. Ind.:** Recorded four receptions for 114 yards and one TD, a 68-yard reception...**(12/20) vs. Den.:** Set a career high with 10 receptions for 87 yards...**Postseason: (1/9/16) at Cin.:** Recorded five receptions for 29 yards and one TD, a 19-yarder from Roethlisberger...**(1/17/16) at Den.:** Led all players in receptions (nine) and receiving yards (154)...His 154 receiving yards are the third most in Steelers' franchise history...Added a 40-yard run in the first quarter.

2014 (with Pit.): Appeared in 10 games with three starts in his rookie season...Totalled 26 receptions for 549 yards (21.1 avg.) and eight TDs...Added three rushes for 12 yards on the ground...**(10/20) vs. Hou.:** Made his NFL debut...Posted two receptions for 40 yards and one TD...Caught a 35-yard TD from QB Ben Roethlisberger...**(10/26) vs. Ind.:** Totalled five receptions for 83 receiving yards and two TDs...His two TDs tied a career high...Became the first Steelers rookie in five years to record a multi-TD game...**(11/2) vs. Bal.:** Made his first career start...Tallied three receptions for 44 yards and two

TDs...(11/9) at NYJ: Totaled a season-high 143 receiving yards on four receptions with one TD...His TD was an 80-yarder from Roethlisberger...(12/7) at Cin.: Posted four receptions for 109 yards and one TD...Registered a career-long reception of 94 yards that went for a TD...(12/28) vs. Cin.: Posted one reception for 21 yards and one TD...Postseason: (1/3/15) vs. Bal.: Totaled five receptions for 61 yards with one TD, a 6-yarder.

COLLEGE: Played in 37 contests over three seasons at Clemson...Totaled 61 receptions for 1,354 yards with 13 receiving TDs... At the time, his receiving average of 22.2 yards set the NCAA Football Bowl Subdivision record...Teamed with WR Sammy Watkins in 2013 to combine for 143 receptions for 2,292 yards with 19 TDs...The only ACC tandem to register more receiving yards in the same season were North Carolina State's Torrey Holt (1,604) and Chris Coleman (876), who totaled 2,480 yards in 1998... Named All-ACC second-team in 2013...Majored in community recreation, sport, & camp management.

PERSONAL: Attended T.L. Hanna High School in Calhoun Falls, S.C. ...Prepped at Hargrave Military Academy in Chatham, Va. ...Posted 70 receptions for 722 yards with 11 receiving TDs during his senior season...Played in the Shrine Bowl and U.S. Army All-American game after receiving first-team all-state honors from the State and the High School Sports Report as a senior... Recorded 44 receptions for 776 yards with six receiving TDs, and he added 13 kickoff returns for 348 yards with one returned for a TD during his junior season.

ADDITIONAL STATISTICS: Miscellaneous tackles – 3 in 2015, 1 in 2017; NFL totals: 4.

SINGLE-GAME HIGHS: RECEIVING: Receptions – 10, 12/20/15 vs. Den. Yards – 178, 11/15/15 vs. Cle. Long – 94t, 12/7/14 at Cin. Touchdowns – 2, three times; last: 10/18/15 vs. Ari. RUSHING: Attempts – 2, 12/21/14 vs. KC. Yards – 13, two times; last: 10/8/17 vs. Jac. Long – 13, two times; last: 10/8/17 vs. Jac. Touchdowns – 1, 11/29/15 at Sea.

MARTAVIS BRYANT'S CAREER STATISTICS

Year	Team	GP	GS	RECEIVING					RUSHING					TOTAL OFFENSE
				Rec.	Yds.	Avg.	Lg.	TD	Att.	Yds.	Avg.	Lg.	TD	
2014	Pittsburgh	10	3	26	549	21.1	94t	8	3	12	4.0	9	0	561
2015	Pittsburgh	11	5	50	765	15.3	88t	6	5	37	7.4	13	1	802
2016	Pittsburgh	(RESERVE/SUSPENDED LIST)												
2017	Pittsburgh	15	8	50	603	12.1	51	3	6	22	3.7	13	0	625
Totals		36	16	126	1,917	15.2	94t	17	14	71	5.1	13	1	1,988
POSTSEASON														
2014	Pittsburgh	1	0	5	61	12.2	22	1	1	6	6.0	6	0	67
2015	Pittsburgh	2	2	14	183	13.1	52t	1	3	84	28.0	44	0	267
2016	Pittsburgh	(RESERVE/SUSPENDED LIST)												
2017	Pittsburgh	1	0	2	78	39.0	42	1	0	0	-	-	0	78
Totals		4	2	21	322	15.3	52t	3	4	90	22.5	44	0	412
Year	Team	KICKOFF RETURNS					PUNT RETURNS							
		Ret.	Yds.	Avg.	Lg.	TD	Ret.	FC	Yds.	Avg.	Lg.	TD		
2017	Pittsburgh	9	151	16.8	38	0	0	0	0	-	-	0		
Totals		9	151	16.8	38	0	0	0	0	-	-	0		

MARTAVIS BRYANT GAME-BY-GAME

2017, PITTSBURGH (13-3)

Date	Opp.	W/L	GP/GS	RECEIVING					RUSHING					TOTAL OFFENSE
				Rec.	Yds.	Avg.	Lg.	TD	Att.	Yds.	Avg.	Lg.	TD	
9/10	at Cle.	W	1/0	2	14	7.0	14	0	0	0	-	-	0	14
9/17	Min.	W	1/0	3	91	30.3	51	1	1	7	7.0	7	0	98
9/24	at Chi.	L	1/1	2	30	15.0	17	0	0	0	-	-	0	30
10/1	at Bal.	W	1/0	3	48	16.0	24	0	0	0	-	-	0	48
10/8	Jac.	L	1/1	5	21	4.2	9	0	1	13	13.0	13	0	34
10/15	at KC	W	1/1	2	27	13.5	20	0	0	0	-	-	0	27
10/22	Cin.	W	1/1	1	3	3.0	3	0	1	2	2.0	2	0	5
10/29	at Det.	W	(INACTIVE)											
11/12	at Ind.	W	1/0	3	42	14.0	19	0	1	-9	-9.0	-9	0	33
11/16	Ten.	W	1/0	2	30	15.0	20	0	0	0	-	-	0	30
11/26	GB	W	1/1	4	40	10.0	17t	1	1	1	1.0	1	0	41
12/4	at Cin.	W	1/0	4	40	10.0	15	0	0	0	-	-	0	40
12/10	Bal.	W	1/1	6	33	5.5	9	0	0	0	-	-	0	33
12/17	NE	L	1/0	4	59	14.8	39	1	0	0	-	-	0	59
12/25	at Hou.	W	1/1	3	60	20.0	36	0	1	8	8.0	8	0	68
12/31	Cle.	W	1/1	6	65	10.8	17	0	0	0	-	-	0	65
Totals			15/8	50	603	12.1	51	3	6	22	3.7	13	0	625
POSTSEASON														
1/14/18	Jac.	L	1/0	2	78	39.0	42	1	0	0	-	-	0	78

MARTAVIS BRYANT GAME-BY-GAME

2015, PITTSBURGH (10-6)

Date	Opp.	W/L	GP/GS	Rec.	RECEIVING				Att.	RUSHING				TOTAL OFFENSE
					Yds.	Avg.	Lg.	TD		Yds.	Avg.	Lg.	TD	
9/10	at NE	L			(RESERVE/SUSPENDED LIST)									
9/20	SF	W			(RESERVE/SUSPENDED LIST)									
9/27	at StL.	W			(RESERVE/SUSPENDED LIST)									
10/1	Bal.	L			(RESERVE/SUSPENDED LIST)									
10/12	at SD	W			(ROSTER EXEMPTION)									
10/18	Ari.	W	1/0	6	137	22.8	88t	2	1	8	8.0	8	0	145
10/25	at KC	L	1/1	3	45	15.0	19t	1	1	13	13.0	13	0	58
11/1	Cin.	L	1/0	4	49	12.3	21	0	0	0	-	-	0	49
11/8	Oak.	W	1/1	3	31	10.3	15	1	0	0	-	-	0	31
11/15	Cle.	W	1/0	6	178	29.7	64	1	0	0	-	-	0	178
11/29	at Sea.	L	1/0	5	69	13.8	40	0	1	11	11.0	11t	1	80
12/6	Ind.	W	1/0	4	114	28.5	68t	1	0	0	-	-	0	114
12/13	at Cin.	W	1/1	7	49	7.0	18	0	1	1	1.0	1	0	50
12/20	Den.	W	1/1	10	87	8.7	15	0	0	0	-	-	0	87
12/27	at Bal.	L	1/1	1	6	6.0	6	0	1	4	4.0	4	0	10
1/3/16	at Cle.	W	1/0	1	0	0.0	0	0	0	0	-	-	0	0
Totals			11/5	50	765	15.3	88t	6	5	37	7.4	13	1	802
POSTSEASON														
1/9/16	at Cin.	W	1/1	5	29	5.8	10t	1	1	44	44.0	44	0	73
1/17/16	at Den.	L	1/1	9	154	17.1	52	0	2	40	20.0	40	0	194
Totals			2/2	14	183	13.1	52	1	3	84	28.0	44	0	267

2014, PITTSBURGH (11-5)

Date	Opp.	W/L	GP/GS	Rec.	RECEIVING				Att.	RUSHING				TOTAL OFFENSE
					Yds.	Avg.	Lg.	TD		Yds.	Avg.	Lg.	TD	
9/7	Cle.	W			(INACTIVE - SHOULDER)									
9/11	at Bal.	L			(INACTIVE - SHOULDER)									
9/21	at Car.	W			(INACTIVE)									
9/28	TB	L			(INACTIVE)									
10/5	at Jac.	W			(INACTIVE)									
10/12	at Cle.	L			(INACTIVE)									
10/20	Hou.	W	1/0	2	40	20.0	35t	1	0	0	-	-	0	40
10/26	Ind.	W	1/0	5	83	16.6	52	2	0	0	-	-	0	83
11/2	Bal.	W	1/1	3	44	14.7	19t	2	1	3	3.0	3	0	47
11/9	at NYJ	L	1/1	4	143	35.8	80t	1	0	0	-	-	0	143
11/17	at Ten.	W	1/0	2	11	5.5	8	0	0	0	-	-	0	11
11/30	NO	L	1/0	1	23	23.0	23	0	0	0	-	-	0	23
12/7	at Cin.	W	1/0	4	109	27.3	94t	1	0	0	-	-	0	109
12/14	at Atl.	W	1/0	3	31	10.3	14	0	0	0	-	-	0	31
12/21	KC	W	1/0	1	44	44.0	44	0	2	9	4.5	9	0	53
12/28	Cin.	W	1/1	1	21	21.0	21t	1	0	0	-	-	0	-
Totals			10/3	26	549	21.1	94t	8	3	12	4.0	9	0	561
POSTSEASON														
1/3/15	Bal.	L	1/0	5	61	12.2	22	1	1	6	6.0	6	0	67



SHILIQUE CALHOUN 91

LINEBACKER
6-4 | 250
MICHIGAN STATE
NFL EXP.: 3
RAIDERS EXP.: 3

ACQUIRED: D3-'16
HOMETOWN:
MIDDLETOWN, N.J.
BORN: 03/20/92



TRANSACTIONS: Selected by Oakland Raiders in the third round (75th overall) of the 2016 NFL Draft, April 29, 2016...Waived by Raiders, Sept. 2, 2017...Signed by Raiders to practice squad, Sept. 3, 2017...Signed by Raiders to active roster, Oct. 14, 2017...Re-signed by Raiders as an exclusive rights free agent, April 9, 2018.

CAREER: Rotational player on defense and special teams enters his third season in the NFL with the Silver and Black...Has played in 19 career games through two seasons...Career totals include 11 tackles (seven solo), 0.5 sacks, one pass defended and five special teams tackles.

2017: Appeared in nine games on the year, totaling six tackles and two special teams stops...Signed to the active roster on Oct. 14...**(10/15) vs. LAC:** Made his season debut, appearing on defense and special teams...**(10/19) vs. KC:** Contributed on special teams...**(10/29) at Buf.:** Contributed on special teams...**(11/5) at Mia.:** Appeared on special teams...**(12/3) vs. NYG:** Appeared on defense and special teams...**(12/10) at KC:** Saw significant snaps on defense and special teams, finishing with two tackles on defense, his first two of the year...Deflected a punt in the fourth quarter, resulting in just a 13-yard punt by Chiefs P Dustin Colquitt...**(12/17) vs. Dal.:** Posted one tackle on defense and one stop on special teams...**(12/25) at Phi.:** Contributed one tackle on both defense and special teams...**(12/31) at LAC:** Matched a season high with two tackles.

AT A GLANCE

- Played in nine games during his sophomore season, seeing action primarily as a special teams contributor.
- Played in a rotational role on defense in his rookie season, collecting five tackles (three solo), adding 0.5 sacks and one pass defended.
- Appeared in 54 games with 41 starts over four years at Michigan State, ranking second on the school's all-time sack list.
- Was a three-time All-American Second Team (2013-15) and three-time All-Big Ten First Team selection (2013-15).
- Earned the 2013 Big Ten Defensive Lineman of the Year after posting 37 tackles and 7.5 sacks.

2016: In his rookie season, played primarily as a rotational player on defense while seeing extensive time on the special teams unit...Tallied five tackles (three solo), 0.5 sacks, one pass defended and three special teams tackles before injuring his knee in Week 12 and being placed on the Reserve/Injured List on Dec. 23...**(9/11) at NO:** Made his rookie debut and saw limited action on defense while spending most of the day on the special teams unit...**(9/18) vs. Atl.:** Contributed on special teams and also saw time at linebacker...**(9/25) at Ten.:** Saw an increase in playing time on defense while also earning extensive time on special teams...Recorded the first sack of his career, splitting it with DL Denico Autry as the two brought down QB Marcus Mariota for a 2-yard loss...**(10/2) at Bal.:** Recorded one tackle on defense...**(10/9) vs. SD:** Served as a rotational player on the defensive side of the ball...Played the majority of the game on special teams, recording his first two tackles of the season on the unit...**(10/16) vs. KC:** Played in his sixth game of the season, registering one tackle on defense while also recording another on special teams, bringing his season total to three...**(10/30) at TB:** Played in his eighth game of his rookie campaign and recorded a tackle for loss when taking down RB Jacquizz Rodgers in the backfield...**(11/21) vs. Hou.:** Registered his first pass defended and added one tackle in the victory.

COLLEGE: Played four seasons at Michigan State, appearing in 54 games with 41 starts...Career totals include 131 tackles (74 solo), 27 sacks, four forced fumbles, five fumble recoveries, one INT and five passes defended...Finished his career ranked second on the school's all-time sack list (27)...Was a three-time second-team All-American (2013-15) and three-time first-team All-Big Ten...Named a team captain his final two seasons...Started all 14 games as a senior, helping the Spartans to a Big Ten title and a berth in the College Football Playoff...Totalled 49 tackles (22), a career-high 10.5 sacks, one forced fumble and three passes defended...Led the team in sacks, ranking third in the Big Ten...Named to the Associated Press All-American Second Team for the third straight year...Was a first-team All-Big Ten selection for the third consecutive season...Named one of six finalists for the Ted Hendricks Award, given annually to the nation's top defensive end...Was also a semifinalist for the Lombardi Award (lineman of the year) and Chuck Bednarik Award (defensive player of the year)...Started all 13 games as a junior, totaling 39 tackles (28), eight sacks, one forced fumble and one fumble recovery...Led the team with eight sacks and helped anchor a unit that led the FBS in rush defense (88.5 yards per game)...Named a second-team Water Camp All-American for the second consecutive year...Also selected to the All-American Second Team by the Football Writers Association of America...Earned a first-team All-Big Ten selection for the second straight season...Named a semifinalist for the Lombardi Trophy and the Chuck Bednarik Award...Started all 14 games as a sophomore, totaling 37 tackles (20), 7.5 sacks, two forced fumbles, four fumble recoveries and one INT...Ranked tied for second in NCAA FBS with four fumble recoveries, including two returns for TDs...Tied for the FBS lead with three defensive TDs...Tied for second in the Big Ten with 7.5 sacks...Named the Smith-Brown Big Ten Defensive Lineman of the Year...Earned All-American honors from Walter Camp (second team), Associated Press (second team), SI.com (second team), USA TODAY (second team), Athlon Sports (second team) and Lindy's (third team)...Named a first-team All-Big Ten selection...Named recipient of the 2013 National Defensive Performer of the Year and Defensive Lineman Trophy by the College Football Performance Awards...Also selected the Big Ten Defensive Player of the Week...Appeared in 13 games with one start as a red-shirt freshman, totaling one sack and two passes defended...Redshirted as a true freshman in 2011...Majored in criminal justice.

PERSONAL: Attended Middletown (N.J.) High School North...Ranked among the nation's top defensive ends by Scouts, Inc. (No. 69)...Rated among New Jersey's top seniors by SuperPrep (No. 18) and Rivals.com (No. 21)...Recorded 45 tackles as a senior, including four sacks...Also credited with five passes defended, three forced fumbles and four fumble recoveries...Added 28 receptions for 450 yards (16.1 avg.) and four TDs...Selected to the 2010 Coaches' All-Division Team (Class A North) as a tight end...Earned third-team All-Shore Conference honors as a senior from The Asbury Park Press and All Shore Media...Caught 21 passes for 250 yards (11.9 avg.) and one TD as a junior...Averaged 17.5 points and 10.0 rebounds for the basketball team in 2010-11...Named tournament MVP of the Buc Holiday Classic after scoring a career-high 38 points in the championship game against Freehold.

ADDITIONAL STATISTICS: Special teams tackles – 3 in 2016, 2 in 2017; NFL Totals: 5.

SINGLE-GAME HIGHS: TACKLES: Total – 2, two times; last: 12/31/17 at LAC. Solo – 1, seven times; last: 12/31/17 at LAC. Sacks – 0.5, 9/25/16 at Ten. Passes defended – 1, 11/21/16 vs. Hou.

SHILIQUE CALHOUN'S CAREER STATISTICS

Year	Team	GP	GS	TACKLES					INTERCEPTIONS					FUMBLES		
				Total	Solo	Asst.	Sacks	Yds.	No.	Yds.	Lg.	TD	PD	FF	FR	Yds.
2016	Oakland	10	0	5	3	2	0.5	1.0	0	0	-	0	1	0	0	0
2017	Oakland	9	0	6	4	2	0.0	0.0	0	0	-	0	0	0	0	0
Totals		19	0	11	7	4	0.5	1.0	0	0	-	0	1	0	0	0


SHILIQUE CALHOUN GAME-BY-GAME

2017, OAKLAND (6-10)

Date	Opp.	W/L	GP/GS	TACKLES					INTERCEPTIONS					FUMBLES		
				Total	Solo	Asst.	Sacks	Yds.	No.	Yds.	Lg.	TD	PD	FF	FR	Yds.
9/10	at Ten.	W		(PRACTICE SQUAD)												
9/17	NYJ	W		(PRACTICE SQUAD)												
9/24	at Was.	L		(PRACTICE SQUAD)												
10/1	at Den.	L		(PRACTICE SQUAD)												
10/8	Bal.	L		(PRACTICE SQUAD)												
10/15	LAC	L	1/0	0	0	0	0.0	0.0	0	0	-	0	0	0	0	0
10/19	KC	W	1/0	0	0	0	0.0	0.0	0	0	-	0	0	0	0	0
10/29	at Buf.	L	1/0	0	0	0	0.0	0.0	0	0	-	0	0	0	0	0
11/5	at Mia.	W	1/0	0	0	0	0.0	0.0	0	0	-	0	0	0	0	0
11/19	NE	L		(INACTIVE)												
11/26	Den.	W		(INACTIVE)												
12/3	NYG	W	1/0	0	0	0	0.0	0.0	0	0	-	0	0	0	0	0
12/10	at KC	L	1/0	2	1	1	0.0	0.0	0	0	-	0	0	0	0	0
12/17	Dal.	L	1/0	1	1	0	0.0	0.0	0	0	-	0	0	0	0	0
12/25	at Phi.	L	1/0	1	1	0	0.0	0.0	0	0	-	0	0	0	0	0
12/31	at LAC	L	1/0	2	1	1	0.0	0.0	0	0	-	0	0	0	0	0
Totals			9/0	6	4	2	0.0	0.0	0	0	-	0	0	0	0	0

2016, OAKLAND (12-4)

Date	Opp.	W/L	GP/GS	TACKLES					INTERCEPTIONS					FUMBLES		
				Total	Solo	Asst.	Sacks	Yds.	No.	Yds.	Lg.	TD	PD	FF	FR	Yds.
9/11	at NO	W	1/0	0	0	0	0.0	0.0	0	0	-	0	0	0	0	0
9/18	Atl.	L	1/0	0	0	0	0.0	0.0	0	0	-	0	0	0	0	0
9/25	at Ten.	W	1/0	1	0	1	0.5	1.0	0	0	-	0	0	0	0	0
10/2	at Bal.	W	1/0	1	0	1	0.0	0.0	0	0	-	0	0	0	0	0
10/9	SD	W	1/0	0	0	0	0.0	0.0	0	0	-	0	0	0	0	0
10/16	KC	L	1/0	1	1	0	0.0	0.0	0	0	-	0	0	0	0	0
10/23	at Jac.	W	1/0	0	0	0	0.0	0.0	0	0	-	0	0	0	0	0
10/30	at TB	W	1/0	1	1	0	0.0	0.0	0	0	-	0	0	0	0	0
11/6	Den.	W	1/0	0	0	0	0.0	0.0	0	0	-	0	0	0	0	0
11/21	Hou.	W	1/0	1	1	0	0.0	0.0	0	0	-	0	1	0	0	0
11/27	Car.	W		(INACTIVE - KNEE)												
12/4	Buf.	W		(INACTIVE - KNEE)												
12/8	at KC	L		(INACTIVE - KNEE)												
12/18	at SD	W		(INACTIVE - KNEE)												
12/24	Ind.	W		(RESERVE/INJURED LIST - KNEE)												
1/1/17	at Den.	L		(RESERVE/INJURED LIST - KNEE)												
Totals			10/0	5	3	2	0.5	1.0	0	0	-	0	1	0	0	0



DEREK CARR

4

QUARTERBACK
6-3 | 215
FRESNO STATE
NFL EXP.: 5
RAIDERS EXP.: 5

ACQUIRED: D2-'14
HOMETOWN:
BAKERSFIELD, CALIF.
BORN: 03/28/91



TRANSACTIONS: Selected by Oakland Raiders in the second round (36th overall) of the 2014 NFL Draft, May 9, 2014.

CAREER: Three-time Pro Bowler enters his fifth season as the Raiders' starting quarterback after being drafted by the team in 2014...Started the first 47 games of his career, becoming the first Raiders offensive player since 1975 to accomplish the feat... Is one of just five players in NFL history to throw at least 100 TD passes in his first four seasons...Ranks second in NFL history with 1,378 completions through his first four years...His 14,690 passing yards are the eighth most in NFL history by a quarterback in his first four seasons...Finished last season with 3,496 passing yards on 323-of-515 attempts (62.7 percent) with 22 TDs and 13 INTs, earning himself his third consecutive Pro Bowl selection...Solidified himself as MVP candidate in 2016, finishing tied for third in the voting for the Associated Press award and earning his second consecutive Pro Bowl selection after passing for 3,937 yards on 357-of-560 passing (63.8 percent) with 28 TDs to just six INTs for a 96.7 quarterback rating...Voted by teammates as the recipient of the 2016 Commitment to Excellence Award...Earned his first Pro Bowl bid in 2015, throwing for 3,987 yards on 350-of-573 passing with 32 TDs and a passer rating of 91.1...Led the NFL with 13 TD passes of 25-or-more yards...In 2014, set franchise rookie records in every major passing category and ranks near the top of multiple all-time NFL rookie passing lists with 348 completions (second), 599 attempts (second) and 21 passing TDs (sixth)...Career totals include 62 games started, 14,690 passing yards on 1,378-of-2,247 passing (61.3 percent), 103 TDs, 44 INTs, a quarterback rating of 87.5 and 124 rushes for 366 yards.

AT A GLANCE

- Is a three-time Pro Bowler, having been selected each year from 2015-17.
- Is one of just five players in NFL history to throw at least 100 TD passes in his first four seasons.
- Ranks second in NFL history with 1,378 completions through his first four years.
- Started the first 47 games of his career, becoming the first Raiders offensive player since 1975 to accomplish the feat.
- Finished tied for third in the voting for Associated Press Most Valuable Player in 2016, helping the Raiders win 12 games for the first time since 2000 and reach the postseason for the first time since 2002.
- In 2014, set franchise rookie records in every major passing category and ranks near the top of multiple all-time NFL rookie passing lists with 348 completions (second), 599 attempts (second) and 21 passing TDs (sixth).
- Two-time Mountain West Offensive Player of the Year, becoming the third player in league history to win the award in back-to-back seasons and a two-time All-American selection, as a junior and senior.

2017: Started 15 games, missing one start with a back injury...Earned his third consecutive Pro Bowl selection...Finished the year with 3,496 passing yards on 323-of-515 attempts (62.7 percent) with 22 TDs and 13 INTs for a passer rating of 86.4...Also ran 23 times for 66 yards (2.9 avg.)...Surpassed 14,000 career passing yards, becoming just the 10th quarterback in NFL history with over 14,000 yards passing in his first four years...Became the fourth quarterback in franchise history to toss for at least 100 scores, doing so in just 60 games, the quickest in club history...Became the fifth quarterback in NFL history to throw 100 TDs in his first four seasons, with his 103 TDs ranking fourth through a player's first four seasons...Became the sixth quarterback in NFL history to pass 3,000 yards in each of his first four seasons, and first in franchise history...Tied Rich Gannon for the most consecutive seasons (four) in franchise history with 20 TDs and 3,000 yards...Threw for 300 yards in a game three times and compiled a quarterback rating of at least 100 on five occasions...



(9/10) at Ten.: Completed 22-of-32 attempts for 262 yards with two TDs for a passer rating of 114.3...**(9/17) vs. NYJ:** Threw for 230 yards on 23-of-28 attempts with three TDs, earning a passer rating of 136.6...**(9/24) at Was.:** Finished throwing for 118 yards on 19-of-31 passing with one TD...**(10/1) at Den.:** Recorded 143 yards on 10-of-18 passing with one TD for a passer rating of 100.0...Exited the game in the third quarter with a back injury...**(10/8) vs. Bal.:** Inactive due to a back injury...**(10/15) vs. LAC:** Threw for 171 yards on 21-of-30 passing with one TD and two INTs...**(10/19) vs. KC:** Completed 29-of-52 passes for 417 yards, the second-highest yardage total of his career, and added three TDs, earning a passer rating of 101.2...His first TD pass marked the 90th of his career, becoming the first quarterback in NFL history to throw at least 90 TDs and less than 40 INTs in his first 53 games...On the final drive of the evening, led the team on a game-winning 11-play, 85-yard drive lasting 2:25 that culminated with a 2-yard TD to WR Michael Crabtree as time expired...**(10/29) at Buf.:** Completed 31-of-49 passes for 313 yards with one TD and two INTs for a passer rating of 71.2...**(11/5) at Mia.:** Completed 21-of-30 passes for 300 yards with one TD and one INT for a passer rating of 99.3...Marked the 14th game of his career eclipsing 300 passing yards, the second most in franchise history...**(11/19) vs. NE:** Completed 28-of-49

attempts for 237 yards with one TD and one INT for a passer rating of 68.2...**(11/26) vs. Den.:** Recorded 253 passing yards on 18-of-24 passing with two TDs for a passer rating of 136.3...**(12/3) vs. NYG:** Completed 22-of-36 passes for 287 yards with one TD for a passer rating of 95.5...**(12/10) at KC:** Completed 24-of-41 passes for 211 yards with one TD and two INTs...**(12/17) vs. Dal.:** Threw for 171 yards, completing 21-of-38 passes with two TDs for a passer rating of 84.4...Totalled 47 rushing yards on four carries, including a season-best 32-yard rush to set up the Raiders' first TD of the night...**(12/25) at Phi.:** Finished the game completing 15-of-29 passes for 140 yards, adding one TD and two INTs...**(12/31) at LAC:** Recorded 243 yards on 19-of-38 passing with one TD, a career-long 87-yard pass to Cooper, and one INT for a passer rating of 91.8.

2016: Started 15 games in his third season with the Silver and Black, missing the final game with an ankle injury...Finished tied for third in the voting for the Associated Press Most Valuable Player award...Earned his second consecutive Pro Bowl selection...Named the recipient of the team's prestigious Commitment to Excellence Award...Named the Castrol Edge Clutch Performer of the Year...Earned one AFC Offensive Player of the Week award and one FedEx Air Player of the Week award, both in Week 8 at Tampa Bay...Named Castrol Edge Clutch Performer of the Week four times (Week 1 at NO, Week 4 at Bal., Week 8 at TB and Week 12 vs. Car)...Finished the year with 3,937 passing yards on 357-of-560 attempts (63.8 percent) with 28 TDs and six INTs for a passer rating of 96.7...Also ran 39 times for 70 yards...Joined Rich Gannon as the second player in Raiders history with multiple 3,500-yard passing seasons, becoming the 15th NFL player with that mark in two of their first three seasons...His 96.7 passer rating and 357 completions were both the third best in a season in franchise history...Was second in the NFL with seven fourth-quarter comebacks and set the NFL record with five game-winning TD passes in the fourth quarter or overtime...**(9/11) at NO:** Started the season opener and completed 24-of-38 passes for 319 yards with one TD for a passer rating of 98.5...Named the Castrol Edge Clutch Performer of the Week...Orchestrated an 11-play, 75-yard drive in the final minutes, culminating in a 10-yard TD to WR Seth Roberts and then successfully completed a two-point conversion on a pass to WR Michael Crabtree to secure the victory...**(9/18) vs. Atl.:** Threw for 299 yards on 34-of-45 passing (75.6 percent) with three TDs for a passer rating of 115.0...**(9/25) at Ten.:** Threw for 249 yards on 21-of-35 passing (60.0 percent) with one TD and one INT (his first in 137 passing attempts) for a passer rating of 79.3...**(10/2) at Bal.:** Named the Castrol Edge Clutch Performer of the Week...Tied a career high with four TD passes, connecting with Crabtree three times...Threw for 199 yards on 25-of-35 (71.4 percent) attempts with four TDs for a season-high passer rating of 123.4...Orchestrated a six-play, 66-yard drive in 1:24, culminating in a 23-yard TD pass to Crabtree with 2:12 remaining...**(10/9) vs. SD:** Completed 25-of-40 passes (62.5 percent) for 317 yards with two TDs and one INT for a passer rating of 93.4...Orchestrated a six-play, 38-yard go-ahead scoring drive late in the third quarter, culminating in a 21-yard TD pass to Crabtree...**(10/30) at TB:** Finished with a career-high 513 passing yards on 40-of-59 attempts with four TD passes and zero INTs for a passer rating of 117.4 in the overtime victory...His 513-yard day through the air set a franchise record, eclipsing the previous record set in 1964...Became the third player in NFL history with 500 yards, four TDs and zero INTs in a game...**(11/6) vs. Den.:** Completed 20-of-31 attempts for 184 yards for a passer rating of 80.6...**(11/21) vs. Hou.:** Finished the game with 295 passing yards on 21-of-31 attempts (67.7 percent) with three TDs and one INT for a passer rating of 117.0...On his third TD of the game, a 35-yard pass to WR Amari Cooper, surpassed 10,000 career passing yards to become the 12th player in NFL history to do so in 42 games or less...Became just the third Raider with 20 passing TDs in three straight seasons, joining Gannon and Daryle Lamonic...**(11/27) vs. Car.:** Finished with 315 yards on 26-of-38 attempts (68.4 percent) with two TDs and one INT, earning himself a passer rating of 100.2...**(12/4) vs. Buf.:** Finished with 260 yards on 19-of-35 attempts with two TDs for a passer rating of 97.3...On his final completion of the game, he became the fourth player in NFL history with 300 completions in each of his first three seasons...Became the first quarterback in NFL history with five game-winning TD passes in the fourth quarter or overtime in a season...**(12/8) at KC:** Completed 17-of-41 attempts for 117 yards with zero TDs and INTs for a passer rating of 49.1...Became the fourth player in NFL history with 1,000 completions through their first three seasons...**(12/18) at SD:** Earned his seventh fourth-quarter/overtime comeback win of the season, which led the AFC and tied for second in the NFL...Finished 19-of-30 for 213 yards with one TD and one INT, as he earned a passer rating of 81.7...**(12/24) vs. Ind.:** Threw for 253 yards on 21-of-31 attempts (67.7 percent) with three TDs for a passer rating of 122.6 before leaving midway through the fourth quarter with an ankle injury...Also became just the second quarterback in NFL history to have two seasons with at least 350 completions through their first three years in the league...**(1/1/17) at Den.:** Inactive...**Postseason: (1/7/17) at Hou.:** Inactive.

2015: Started all 16 games in his sophomore campaign, making him the first offensive player in franchise history to start all 32 games over his first two NFL seasons...Selected to his first Pro Bowl and earned two Castrol Edge Clutch Performer of the Week Awards (Week 2 vs. Bal. and Week 12 at Ten)...Finished the year with 3,987 passing yards on 350-of-573 attempts (61.1 percent) with 32 TDs and 13 INTs for a 91.1 passer rating...Also ran 33 times for 138 yards (4.3 avg.) with a 24-yard long...His 32 TDs were the second most in franchise history behind Daryle Lamonic's 34 in 1969...Finished with the third most passing yards in a season in franchise history and the most since Carson Palmer (4,018) in 2012...Led the NFL with 13 TD passes of 25-plus yards...**(9/13) vs. Cin.:** Started the season opener and completed 7-of-12 passes for 61 yards with a 71.9 passer rating...Left the game in the second quarter with a hand injury...**(9/20) vs. Bal.:** Posted 351 passing yards on 30-of-46 passing with three TDs and one INT for a 100.9 rating...Orchestrated a 9-play, 80-yard drive (1:40) in the final minutes to secure the victory, capping it off with a 12-yard TD to WR Seth Roberts...**(9/27) at Cle.:** Completed 20-of-32 passes for 314 yards and two TDs for a rating of 115.9...Eclipsed Tom Flores (3,914) for most passing yards by Raider through two seasons...**(10/4) at Chi.:** Completed 20-of-33 passes for 196 yards, two TDs and one INT...Moved ahead of Flores (27) for most passing TDs by a Raider through his first two seasons...**(10/25) at SD:** Threw for 289 yards and three TDs on 24-of-31 passing for a 137.7 rating...Highest road rating of his career and seventh best on the road in franchise history (min. 20 att.)...**(11/1) vs. NYJ:** Tied a career high with four TD passes on 26-of-33 passing for 333 yards and a passer rating of 130.9...Threw three TDs of 35-or-more yards...**(11/8) at Pit.:** Eclipsed 300 yards and threw four TDs for the second straight game...Completed 24-of-44 passes for 301 yards and four scores with one INT...Orchestrated a game-tying, 7-play, 69-yard drive with one minute remaining...**(11/15) vs. Min.:** Threw for 302 yards on 29-of-43 attempts (67.4 percent) with two TDs and two INTs for a rating of 83.7...Also rushed twice for 12 yards...**(11/29) at Ten.:** Orchestrated game-winning drive and fourth-quarter comeback with a 9-play, 90-yard drive (3:20), which he capped off with a 12-yard TD to Roberts...Finished with 330 passing yards on 24-of-37 passing with three TDs and a 120.3 rating...**(12/6) vs. KC:** Finished the game with 283 yards on 31-of-48 passing with two TDs, three INTs and a rating of 68.3...Became the fifth NFL player with 3,000 passing yards and 20 TDs in each of his first two seasons...**(12/13) at Den.:** Tossed two TD passes including the game winner...Finished with 135 yards on 12-of-29 passing and a rating of 79.0...Orchestrated a fourth-quarter comeback and game-winning drive, a three-play, 16-yard drive following a muffed punt, which he capped off with a 10-yard TD pass to TE Mychal Rivera...**(12/20) vs. GB:** Threw for 276 yards on 23-of-47 passing with two TDs and two INTs for a 63.8 rating...Recorded his 11th multi-TD game of the season, setting a new franchise record...**(12/24) vs. SD:** Threw for 204 yards on 23-of-38 passing with one TD and one INT for a 72.7 rating...Rushed four times for 30 yards (7.5 avg.)...Orchestrated his first overtime game-winning drive, a 15-play, 67-yard drive, leading to the go-ahead FG...**(1/3/16) at KC:** Completed 21-of-33 passes for 194 yards with one TD and one INT...Set a new single-season franchise record with his 13th game with 20-plus completions in 2015.

2014: Posted one of the most prolific rookie seasons in NFL history, completing 348-of-599 passes (58.1 percent) for 3,270 passing yards, 21 TDs, 12 INTs and a passer rating of 76.6...Named to Sports Illustrated's All-Rookie Team...Started all 16 games, becoming the first Raiders rookie and 14th NFL rookie (since 1978) to do so...Finished the season ranked second all-time in completions and attempts by a rookie...Tied (with Cam Newton) for the sixth most passing TDs by a rookie...Became fourth rookie quarterback to throw at least 20 TDs with 12-or-fewer INTs in a season...**(9/7) at NYJ:** Became the first rookie in franchise history to start at quarterback in Week 1...Went 20-for-32 passing (62.5 percent) for 151 yards, two TDs and a passer rating of 94.7...Started the game nearly perfect, going 7-for-7 for 53 yards and one TD...Threw first career TD pass to WR Rod Streater for a 12-yard score...**(9/14) vs. Hou.:** Finished with 263 yards on 27-of-43 passing (64.3 percent), one TD and two INTs...Added 58 yards on four rushing attempts (14.5 avg.), including a 41-yard run that was a career long and second longest by a Raider quarterback since 2000...**(9/28) vs. Mia.:** Completed 16-of-25 passes for 146 yards, one TD and one INT before leaving the game with an injury...Added two rushing attempts for nine yards (4.5 avg.)...**(10/12) vs. SD:** Completed 18-of-34 passes for 282 yards, four TDs and one INT for a passer rating of 107.7, his first rating over 100 points...Four TDs are the most ever by a Raider rookie and tied for second most by a rookie in NFL history...Had two TD passes of 40-plus yards...**(10/26) at Cle.:** Completed 34-of-54 passes (60.7 percent) for 328 yards with one TD...Became the most prolific rookie passer in franchise history, setting records for starts, passing TDs and completions...Recorded the first 300-yard passing game by a rookie in franchise history...**(11/9) vs. Den.:** Completed 30-of-47 passes for 192 yards, two TDs and two INTs...Passed Tom Flores (1960) for the most passing TDs and yards by a Raider in his first season of action...**(11/20) vs. KC:** Earned first NFL win with a 17-play, 80-yard game-winning drive capped off by a 9-yard TD pass to WR James Jones...Became first rookie in franchise history to record a fourth-quarter comeback and game-winning drive...**(12/7) vs. SF:** Finished 22-of-28 for 254 yards with three TDs and a passer rating of 140.2, earning the NFL's Pepsi Rookie of the Week...Posted the seventh-best single-game passer rating in franchise history (min. 20 att.) and the sixth-best single-game rating by a rookie since 1960 (min. 20 att.)...Also set a career high for completion percentage (78.6)...**(12/14) at KC:** Completed 27-of-56 passes (48.2 percent) for 222 yards and one TD...**(12/21) vs. Buf.:** Finished 17-of-34 for 214 yards with two TDs and a passer rating of 89.6...Eclipsed the 3,000-yard mark, becoming the 13th NFL rookie and eighth different Raider (15th occurrence) to accomplish the feat...Threw his 20th TD to FB/RB Jamize Olawale for a 1-yard score, making him the eighth rookie since 1950 to throw 20 TDs...Marked his sixth game with at least 30 attempts and no INTs, tying him with QB Andy Dalton for the most by a rookie in NFL history...**(12/28) at Den.:** Completed 18-of-36 passes for 158 yards with one TD and one INT...Threw an INT on his final attempt of the season, ending a streak of 176 consecutive pass attempts without a pick.

COLLEGE: Played four seasons at Fresno State, appearing in 44 games with 39 starts...Established 27 school records and 21 Mountain West Conference records over his career...Career totals include 12,842 passing yards on 1,086-of-1,630 passing (66.7 completion percentage), 113 TDs and 24 INTs...Added 190 rushing yards on 164 carries and five TDs on the ground...Holds school records in almost every major passing category, including yards (12,482), completions (1,086) and TDs (113)...Two-time Mountain West Offensive Player of the Year, becoming the third player in league history to win the award in back-to-back seasons...Two-time All-American selection as a junior and senior...Started all 13 games as a senior, and became the fourth quarterback in FBS history to throw for over 5,000 yards and 50 TDs in a season...Named the Mountain West Offensive Player of the Year for the second straight time and also garnered first-team All-Mountain West honors...Led the nation in total offense (5,199), total passing yards (5,082) and passing TDs (50)...Winner of the 2013 Sammy Baugh Award, which goes to the nation's top passer...His 50 TD passes tied for the fourth most in FBS single-season history...Established new league and school records for passing yards, attempts and TDs...Started 13 games as a junior...Named Mountain West Offensive Player of the Year...Was an unanimous first-team All-MWC selection...Threw for 4,104 yards on 344-of-511 passing with 37 TDs...His 37 TD passes tied for No. 3 in the FBS...Ranked eighth nationally and first in the Mountain West with 315.7 passing yards per game...Was a three-time Mountain West Offensive Player of the Week, three-time MAACO Bowl Las Vegas Mountain West Player of the Week and twice honored as the Manning Award quarterback of the week...Started all 13 games as a sophomore...Second-team All-WAC selection...Threw for 3,544 yards on the season, the most ever by a Bulldog sophomore...Led the WAC in passing yards...Added 26 TD passes against nine INTs and completed 62.6 percent of his passes...Redshirted as a true sophomore...Saw limited action in five games as a freshman...Completed 10-of-14 passes on the season for 112 yards...Majored in recreation administration and leisure services management.



PERSONAL: Attended Bakersfield (Calif.) Christian High School...Was rated as the 12th-best quarterback in the nation...Named the Private School National Player of the Year...Played two seasons of high school football in the Houston area before moving back to his hometown of Bakersfield, Calif., the summer before his senior year...Guided his team to a 12-1 record and threw for 4,067 yards and 46 TDs as a senior, leading the team to the Division V Central Section title...Ranked third in California and 11th in the nation for high school quarterbacks in passing yards...Both brothers, Darren and David, played Division I football...David was a quarterback at Fresno State, the 2001 Johnny Unitas Award winner and the No. 1 overall NFL pick in 2002 by the Houston Texans and played in the NFL for 11 seasons...David is now an NFL Network analyst...Darren was a defensive lineman at Houston, and serves as the head coach at Bakersfield Christian High School.

SINGLE-GAME HIGHS: PASSING: Attempts – 59, 10/30/16 at TB. Completions – 40, 10/30/16 at TB. Yards – 513, 10/30/16 at TB. Long – 87t, 12/31/17 at LAC. Touchdowns – 4, five times; last: 10/30/16 at TB. Interceptions – 3, 12/6/15 vs. KC. Rating – 140.2, 12/7/14 vs. SF. RUSHING: Attempts – 5, 11/27/16 vs. Car. Yards – 58, 9/14/14 vs. Hou. Long – 41, 9/14/14 vs. Hou.

DEREK CARR'S CAREER STATISTICS

Year	Team	GP	GS	PASSING										RUSHING				
				Att.	Cmp.	Yds.	Pct.	Yds./Att.	TD	INT	Lg.	Sk./Lst.	Rtng.	Att.	Yds.	Avg.	Lg.	TD
2014	Oakland	16	16	599	348	3,270	58.1	5.5	21	12	77t	24/149	76.6	29	92	3.2	41	0
2015	Oakland	16	16	573	350	3,987	61.1	7.0	32	13	68t	31/230	91.1	33	138	4.2	24	0
2016	Oakland	15	15	560	357	3,937	63.8	7.0	28	6	75t	16/79	96.7	39	70	1.8	13	0
2017	Oakland	15	15	515	323	3,496	62.7	6.8	22	13	87t	20/101	86.4	23	66	2.9	32	0
Totals		62	62	2,247	1,378	14,690	61.3	6.5	103	44	87t	91/559	87.5	124	366	3.0	41	0

DEREK CARR GAME-BY-GAME

2017, OAKLAND (6-10)

Date	Opp.	W/L	GP/GS	PASSING										RUSHING				
				Att.	Cmp.	Yds.	Pct.	Yds./Att.	TD	INT	Lg.	Sk./Lst.	Rtng.	Att.	Yds.	Avg.	Lg.	TD
9/10	at Ten.	W	1/1	32	22	262	68.8	8.2	2	0	25	2/12	114.3	2	2	1.0	3	0
9/17	NYJ	W	1/1	28	23	230	82.1	8.2	3	0	39	0/0	136.6	0	0	-	-	0
9/24	at Was.	L	1/1	31	19	118	61.3	3.8	1	2	21t	4/22	52.9	2	5	2.5	8	0
10/1	at Den.	L	1/1	18	10	143	55.6	7.9	1	0	64t	2/12	100.0	0	0	-	-	0
10/8	Bal.	L		(INACTIVE - BACK)														
10/15	LAC	L	1/1	30	21	171	70.0	5.7	1	2	23t	1/6	67.5	1	0	0.0	0	0
10/19	KC	W	1/1	52	29	417	55.8	8.0	3	0	45t	0/0	101.2	1	15	15.0	15	0
10/29	at Buf.	L	1/1	49	31	313	63.3	6.4	1	2	40	0/0	71.2	0	0	-	-	0
11/5	at Mia.	W	1/1	30	21	300	70.0	10.0	1	1	44t	1/5	99.3	4	-3	-0.8	0	0
11/19	NE	L	1/1	49	28	237	57.1	4.8	1	1	26	1/2	68.2	0	0	-	-	0
11/26	Den.	W	1/1	24	18	253	75.0	10.5	2	0	54	2/9	136.3	3	-3	-1.0	-1	0
12/3	NYG	W	1/1	36	22	287	61.1	8.5	1	0	59	1/5	95.5	1	-1	-1.0	-1	0
12/10	at KC	L	1/1	41	24	211	58.5	5.2	1	2	29t	3/13	60.1	0	0	-	-	0
12/17	Dal.	L	1/1	38	21	171	55.3	4.5	2	0	28	0/0	84.4	4	47	11.8	32	0
12/25	at Phi.	L	1/1	29	15	140	51.7	4.8	1	2	63t	1/3	48.1	3	3	1.0	3	0
12/31	at LAC	L	1/1	28	19	243	67.9	8.7	1	1	87t	2/12	91.8	2	1	0.5	2	0
Totals			15/15	515	323	3,496	62.7	6.8	22	13	87t	20/101	86.4	23	66	2.9	32	0

2016, OAKLAND (12-4)

Date	Opp.	W/L	GP/GS	PASSING										RUSHING					
				Att.	Cmp.	Yds.	Pct.	Yds./Att.	TD	INT	Lg.	Sk./Lst.	Rtng.	Att.	Yds.	Avg.	Lg.	TD	
9/11	at NO	W	1/1	38	24	319	63.2	8.4	1	0	43	0/0	98.5	2	16	8.0	11	0	
9/18	Atl.	L	1/1	45	34	299	75.6	6.6	3	0	31t	1/0	115.0	2	10	5.0	5	0	
9/25	at Ten.	W	1/1	35	21	249	60.0	7.1	1	1	31	1/4	79.3	1	-1	-1.0	-1	0	
10/2	at Bal.	W	1/1	35	25	199	71.4	5.7	4	0	23t	0/0	123.4	3	-2	-0.7	0	0	
10/9	SD	W	1/1	40	25	317	62.5	7.9	2	1	64t	3/17	93.4	2	13	6.5	7	0	
10/16	KC	L	1/1	34	22	225	64.7	6.6	1	1	24	2/4	81.1	3	8	2.7	6	0	
10/23	at Jac.	W	1/1	37	23	200	62.2	5.4	1	0	56	0/0	85.4	4	4	1.0	5	0	
10/30	at TB	W	1/1	59	40	513	67.8	8.7	4	0	68	2/15	117.4	1	13	13.0	13	0	
11/6	Den.	W	1/1	31	20	184	64.5	5.9	0	0	21	2/5	80.6	4	3	0.8	6	0	
11/21	Hou.	W	1/1	31	21	295	67.7	9.5	3	1	75t	0/0	117.0	2	-2	-1.0	-1	0	
11/27	Car.	W	1/1	38	26	315	68.4	8.3	2	1	49	1/5	100.0	5	-12	-2.4	0	0	
12/4	Buf.	W	1/1	35	19	260	54.3	7.4	2	0	37t	0/0	97.3	2	4	2.0	3	0	
12/8	at KC	L	1/1	41	17	117	41.5	2.9	0	0	18	1/8	49.1	2	3	1.5	2	0	
12/18	at SD	W	1/1	30	19	213	63.3	7.1	1	1	28	2/13	81.7	5	5	1.0	8	0	
12/24	Ind.	W	1/1	31	21	232	67.7	7.5	3	0	35	1/8	122.0	1	8	8.0	8	0	
1/1/17	at Den.	L		(INACTIVE - ANKLE)															
Totals				15/15	560	357	3,937	63.8	7.0	28	6	75t	16/79	96.7	39	70	1.8	13	0


DEREK CARR GAME-BY-GAME

2015, OAKLAND (7-9)

Date	Opp.	W/L	GP/GS	Att.	Cmp.	Yds.	Pct.	PASSING						RUSHING					
								Yds./Att.	TD	INT	Lg.	Sk./Lst.	Rtng.	Att.	Yds.	Avg.	Lg.	TD	
9/13	Cin.	L	1/1	12	7	61	58.3	5.1	0	0	24	0/0	71.9	1	8	8.0	8	0	
9/20	Bal.	W	1/1	46	30	351	65.2	7.6	3	1	68t	1/0	100.9	2	23	11.5	24	0	
9/27	at Cle.	W	1/1	32	20	314	62.5	9.8	2	0	55	0/0	115.9	1	-1	-1.0	-1	0	
10/4	at Chi.	L	1/1	33	20	196	60.6	5.9	2	1	26t	2/23	84.9	1	0	0.0	0	0	
10/11	Den.	L	1/1	39	26	249	66.7	6.4	1	1	33	4/26	82.1	1	-1	-1.0	-1	0	
10/25	at SD	W	1/1	31	24	289	77.4	9.3	3	0	52t	1/7	137.7	2	3	1.5	4	0	
11/1	NYJ	W	1/1	36	23	333	63.9	9.3	4	0	59t	0/0	130.9	2	-2	-1.0	-1	0	
11/8	at Pit.	L	1/1	44	24	301	54.5	6.8	4	1	38t	0/0	96.9	2	3	1.5	4	0	
11/15	Min.	L	1/1	43	29	302	67.4	7.0	2	2	38	2/15	83.7	2	12	6.0	11	0	
11/22	at Det.	L	1/1	25	13	169	52.0	6.8	0	0	43	1/5	73.6	1	8	8.0	8	0	
11/29	at Ten.	W	1/1	37	24	330	64.9	8.9	3	0	41	1/7	120.3	4	5	1.3	5	0	
12/6	KC	L	1/1	48	31	283	64.6	5.9	2	3	25t	4/21	68.3	0	0	-	-	0	
12/13	at Den.	W	1/1	29	12	135	41.4	4.7	2	0	29	3/36	79.0	4	-4	-1.0	-1	0	
12/20	GB	L	1/1	47	23	276	48.9	5.9	2	2	41	3/24	63.8	4	42	10.5	19	0	
12/24	SD	W	1/1	38	23	204	60.5	5.4	1	1	33	3/29	72.7	4	30	7.5	11	0	
1/3/16	at KC	L	1/1	33	21	194	63.6	5.9	1	1	31t	6/37	77.1	2	12	6.0	7	0	
Totals			16/16	573	350	3,987	61.1	7.0	32	13	68t	31/230	91.1	33	138	4.2	24	0	

2014, OAKLAND (3-13)

PASSING													RUSHING					
Date	Opp.	W/L	GP/GS	Att.	Cmp.	Yds.	Pct.	Yds./Att.	TD	INT	Lg.	Sk./Lst.	Rtng.	Att.	Yds.	Avg.	Lg.	TD
9/7	at NYJ	L	1/1	32	20	151	62.5	4.7	2	0	30t	2/18	94.7	1	-1	-1.0	-1	0
9/14	Hou.	L	1/1	42	27	263	64.3	6.3	1	2	42	0/0	69.8	4	58	14.5	41	0
9/21	at NE	L	1/1	34	21	174	61.8	5.1	0	1	29	0/0	62.6	0	0	-	-	0
9/28	Mia.	L	1/1	25	16	146	64.0	5.8	1	1	30	1/3	76.4	2	9	4.5	8	0
10/12	SD	L	1/1	34	18	282	52.9	8.3	4	1	77t	0/0	107.7	1	2	2.0	2	0
10/19	Ari.	L	1/1	28	16	173	57.1	6.2	0	0	55	1/9	75.4	2	2	1.0	3	0
10/26	at Cle.	L	1/1	54	34	328	63.0	6.1	1	0	31	4/17	86.0	1	2	2.0	2	0
11/2	at Sea.	L	1/1	41	24	194	58.5	4.7	2	2	23	1/5	66.5	2	9	4.5	7	0
11/9	Den.	L	1/1	47	30	192	63.8	4.1	2	2	28	0/0	68.8	0	0	-	-	0
11/16	at SD	L	1/1	34	16	172	47.1	5.1	0	0	35	2/10	62.4	2	0	0.0	0	0
11/20	KC	W	1/1	35	18	174	51.4	5.0	1	0	37	1/2	75.2	3	2	0.7	2	0
11/30	at StL.	L	1/1	39	24	173	61.5	4.4	0	2	18	3/23	50.5	1	1	1.0	1	0
12/7	SF	W	1/1	28	22	254	78.6	9.1	3	0	27	1/9	140.2	2	2	1.0	11	0
12/14	at KC	L	1/1	56	27	222	48.2	4.0	1	0	33	4/20	64.7	1	0	0.0	0	0
12/21	Buf.	W	1/1	34	17	214	50.0	6.3	2	0	51	1/7	89.6	4	0	0.0	0	0
12/28	at Den.	L	1/1	36	18	158	50.0	4.4	1	1	46	3/26	59.7	3	6	2.0	5	0
Totals			16/16	599	348	3,270	58.1	5.5	21	12	77t	24/149	76.6	29	92	3.2	41	0



TANK CARRADINE

96

DEFENSIVE LINE
6-4 | 270
FLORIDA STATE
NFL EXP.: 6
RAIDERS EXP.: 1

ACQUIRED: UFA-'18 (SF)
HOMETOWN:
CINCINNATI, OHIO
BORN: 02/18/90



TRANSACTIONS: Selected by San Francisco 49ers in the second round (40th overall) of the 2013 NFL Draft, April 26, 2013... Signed by Oakland Raiders as an unrestricted free agent, March 17, 2018.

CAREER: Defensive lineman enters his sixth season in the NFL after spending his first five years with the San Francisco 49ers... In 2017, appeared in eight games and made seven starts after spending eight weeks on the Reserve/Injured List with an ankle injury... Played in 27 games from 2015-16... Recorded a career-high three sacks in 2014 in nine appearances... Missed his rookie campaign in 2013 due to a knee injury... Career totals include 44 games played with eight starts, 100 tackles (56 solo), 5.5 sacks and one forced fumble.

2017 (with SF): Started in seven-of-eight appearances for the team while also missing eight games due to an ankle injury that forced him to be placed on the Reserve/Injured List... Recorded 19 tackles (14 solo) and 1.5 sacks in action... (9/10) vs. Car.: Recorded two tackles in his first start of the season... (9/17) at Sea.: Notched three stops and one sack while rotating in on defense... (9/21) vs. LAR: Started and recorded two tackles... (11/26) vs. Sea.: Returning from the Reserve/Injured List, started on the defensive line and recorded two tackles... (12/10) at Hou.: Finished with two tackles... (12/17) vs. Ten.: Recorded one tackle and a half-sack in the contest... (12/24) vs. Jac.: Recorded a season-best four tackles... (12/31) at LAR: Posted three tackles in the season finale.

2016 (with SF): Played in 13 contests as a rotational player on the defensive line, posting a career-high 30 tackles (14 solo)... (9/12) vs. Ind.: Posted one tackle in the season opener as a rotational player on defense... (9/18) at Car.: Recorded four tackles in the contest... (9/25) at Sea.: Notched two stops on defense... (10/2) vs. Dal.: Recorded two tackles... (10/16) at Buf.: Recorded two tackles... (11/6) vs. NO: Recorded four tackles as a reserve on defense... (11/13) at Ari.: Recorded four tackles for the second consecutive game... (11/20) vs. NE: Posted a season-high five tackles on defense... (12/18) at Atl.: Posted three tackles in his final game of the season.

2015 (with SF): Played in a career-high 14 contests and made one start... Posted 24 tackles (12 solo), one sack and added one forced fumble... (9/14) vs. Min.: Posted one stop in the season opener, including a sack for a 10-yard loss... (9/27) at Ari.: Notched two tackles and registered one forced fumble... (10/4) vs. GB: Posted a season-best six tackles in the contest... (10/22) vs. Sea.: Recorded three tackles as a rotational player... (12/13) at Cle.: Registered three stops on the day... (12/20) vs. Cin.: Made his first start of the season... (12/27) at Det.: Recorded two stops as a rotational player on the defensive line... (1/3/16) vs. STL.: Finished with four tackles in the season finale.

2014 (with SF): Played in nine contests in his first real action in the NFL after missing his rookie campaign due to a knee injury... Posted 27 tackles (16 solo) and a career-high three sacks on the year... (9/14) vs. Chi.: Saw his NFL debut as a rotational player on defense... (11/9) at NO: Recorded his first career tackle as a rotational player on defense... (11/16) at NYG: Notched two tackles in the contest... (11/23) vs. Was.: Recorded three tackles on defense... (11/27) vs. Sea.: Registered a season- and career-high seven tackles in the contest... (12/7) at Oak.: Posted three tackles... (12/14) at Sea.: Had a career game, notching five tackles and a career-high two sacks... (12/20) vs. SD: Recorded three tackles... (12/28) vs. Ari.: Notched three tackles, his fourth consecutive game with at least three stops... Added one sack in the season finale.

2013 (with SF): Was placed on the Reserve/NFI List prior to the beginning of the season where he spent the first eight weeks... Was inactive for five weeks and then was placed on the Reserve/Injured List for the remainder of his rookie campaign.

COLLEGE: Played in 47 career games during his college career (2009-12), making 33 starts and posting 317 tackles (256 solo), 42.5 sacks, six forced fumbles and seven fumble recoveries... With Florida State, made 25 appearances and 11 starts over two years (2011-12) and tallied 118 tackles (71), 16.5 sacks, one forced fumble and one fumble recovery... As a senior in 2012, was named a third-team All-American and was consensus All-ACC First Team selection after posting 80 tackles (47), 11 sacks and one forced fumble in 11 games... As a junior in his first season with FSU, he recorded 38 tackles (24) and 5.5 sacks in 13 contests... Was also selected as the co-recipient, along with Nigel Bradham, of the Bill McGrotha Humanitarian Award, given for excellence in the classroom... In his two seasons at Butler Community College, started all 22 games and amassed 199 stops (138), 26 sacks, 50 tackles for loss, five forced fumbles and six fumble recoveries in addition to an INT returned for a TD... In 2010, earned first-team NJCAA All-American, All-Kansas Jayhawk Community College Conference and All-Region VI honors while also collecting the Region VI Defensive Player of the Year award... Posted 109 tackles (78), 16 sacks, one INT returned for a TD, two forced fumbles and four fumble recoveries in 11 games... As a freshman, tallied 10 sacks and two forced fumbles... Received his degree from FSU in sociology.

PERSONAL: Attended Taft High School in Cincinnati, Ohio... Regarded as one of the top prospects in the Midwest during his prep career... Visited Haiti in conjunction with Convoy of Hope, working together to teach healthy eating habits and sustainable agriculture techniques to local families.

SINGLE-GAME HIGHS: TACKLES: Total – 7, 11/27/14 vs. Sea. Solo – 4, two times; last: 12/24/17 vs. Jac. Sacks – 2, 12/14/14 vs. Sea. Forced fumbles – 1, 9/27/15 at Ari.

TANK CARRADINE'S CAREER STATISTICS

Year	Team	GP	GS	TACKLES					INTERCEPTIONS					FUMBLES		
				Total	Solo	Asst.	Sacks	Yds.	No.	Yds.	Lg.	TD	PD	FF	FR	Yds.
2013	San Francisco	0	0	0	0	0	0.0	0.0	0	0	-	0	0	0	0	0
2014	San Francisco	9	0	27	16	11	3.0	24.0	0	0	-	0	0	0	0	0
2015	San Francisco	14	1	24	12	12	1.0	10.0	0	0	-	0	0	1	0	0
2016	San Francisco	13	0	30	14	16	0.0	0.0	0	0	-	0	0	0	0	0
2017	San Francisco	8	7	19	14	5	1.5	9.5	0	0	-	0	0	0	0	0
Totals		44	8	100	56	44	5.5	43.5	0	0	-	0	0	1	0	0

TANK CARRADINE GAME-BY-GAME

2017, SAN FRANCISCO (6-10)

Date	Opp.	W/L	GP/GS	TACKLES					INTERCEPTIONS					FUMBLES		
				Total	Solo	Asst.	Sacks	Yds.	No.	Yds.	Lg.	TD	PD	FF	FR	Yds.
9/10	Car.	L	1/1	2	1	0	0.0	0.0	0	0	-	0	0	0	0	0
9/17	at Sea.	L	1/0	3	2	1	1.0	8.0	0	0	-	0	0	0	0	0
9/21	LAR	L	1/1	2	2	0	0.0	0.0	0	0	-	0	0	0	0	0
10/1	at Ari.	L		(RESERVE/INJURED LIST - ANKLE)												
10/8	at Ind.	L		(RESERVE/INJURED LIST - ANKLE)												
10/15	at Was.	L		(RESERVE/INJURED LIST - ANKLE)												
10/22	Dal.	L		(RESERVE/INJURED LIST - ANKLE)												
10/29	at Phi.	L		(RESERVE/INJURED LIST - ANKLE)												
11/5	Ari.	L		(RESERVE/INJURED LIST - ANKLE)												
11/12	NYG	W		(RESERVE/INJURED LIST - ANKLE)												
11/26	Sea.	L	1/1	2	2	0	0.0	0.0	0	0	-	0	0	0	0	0
12/3	at Chi.	W	1/0	(INACTIVE)												
12/10	at Hou.	W	1/1	2	1	1	0.0	0.0	0	0	-	0	0	0	0	0
12/17	Ten.	W	1/1	1	0	1	0.5	1.5	0	0	-	0	0	0	0	0
12/24	Jac.	W	1/1	4	4	0	0.0	0.0	0	0	-	0	0	0	0	0
12/31	at LAR	W	1/1	3	2	1	0.0	0.0	0	0	-	0	0	0	0	0
Totals			8/7	19	14	5	1.5	9.5	0	0	-	0	0	0	0	0

2016, SAN FRANCISCO (2-14)


Date	Opp.	W/L	GP/GS	TACKLES					INTERCEPTIONS					FUMBLES		
				Total	Solo	Asst.	Sacks	Yds.	No.	Yds.	Lg.	TD	PD	FF	FR	Yds.
9/12	LAR	W	1/0	1	0	1	0.0	0.0	0	0	-	0	0	0	0	0
9/18	at Car.	L	1/0	4	1	3	0.0	0.0	0	0	-	0	0	0	0	0
9/25	at Sea.	L	1/0	2	2	0	0.0	0.0	0	0	-	0	0	0	0	0
10/2	Dal.	L	1/0	2	2	0	0.0	0.0	0	0	-	0	0	0	0	0
10/6	Ari.	L	1/0	1	0	1	0.0	0.0	0	0	-	0	0	0	0	0
10/16	at Buf.	L	1/0	2	1	1	0.0	0.0	0	0	-	0	0	0	0	0
10/23	TB	L	1/0	0	0	0	0.0	0.0	0	0	-	0	0	0	0	0
11/6	NO	L	1/0	4	2	2	0.0	0.0	0	0	-	0	0	0	0	0
11/13	at Ari.	L	1/0	4	2	2	0.0	0.0	0	0	-	0	0	0	0	0
11/20	NE	L	1/0	5	2	3	0.0	0.0	0	0	-	0	0	0	0	0
11/27	at Mia.	L	1/0	1	0	1	0.0	0.0	0	0	-	0	0	0	0	0
12/4	at Chi.	L	1/0	1	0	1	0.0	0.0	0	0	-	0	0	0	0	0
12/11	NYJ	L		(INACTIVE)												
12/18	at Atl.	L	1/0	3	2	1	0.0	0.0	0	0	-	0	0	0	0	0
12/24	at LAR	W		(INACTIVE)												
1/1/17	Sea.	L		(INACTIVE)												
Totals			13/0	30	14	16	0.0	0.0	0	0	-	0	0	0	0	0

TANK CARRADINE GAME-BY-GAME 2015, SAN FRANCISCO (5-11)

Date	Opp.	W/L	GP/GS	TACKLES					Yds.	INTERCEPTIONS					FUMBLES		
				Total	Solo	Asst.	Sacks			No.	Yds.	Lg.	TD	PD	FF	FR	Yds.
9/20	at Pit.	L	1/0	1	1	0	0.0	0.0	0	0	-	0	0	0	0	0	0
9/27	at Ari.	L	1/0	2	1	1	0.0	0.0	0	0	-	0	0	0	1	0	0
10/4	GB	L	1/0	6	4	2	0.0	0.0	0	0	-	0	0	0	0	0	0
10/11	at NYG	L	1/0	1	0	1	0.0	0.0	0	0	-	0	0	0	0	0	0
10/18	Bal.	W	1/0	1	0	1	0.0	0.0	0	0	-	0	0	0	0	0	0
10/22	Sea.	L	1/0	3	2	1	0.0	0.0	0	0	-	0	0	0	0	0	0
11/1	at StL.	L	1/0	0	0	0	0.0	0.0	0	0	-	0	0	0	0	0	0
11/8	Atl.	W		(DID NOT PLAY)													
11/22	at Sea.	L		(INACTIVE)													
11/29	Ari.	L	1/0	0	0	0	0.0	0.0	0	0	-	0	0	0	0	0	0
12/6	at Chi.	W	1/0	0	0	0	0.0	0.0	0	0	-	0	0	0	0	0	0
12/13	at Cle.	L	1/0	3	2	1	0.0	0.0	0	0	-	0	0	0	0	0	0
12/20	Cin.	L	1/1	0	0	0	0.0	0.0	0	0	-	0	0	0	0	0	0
12/27	at Det.	L	1/0	2	1	1	0.0	0.0	0	0	-	0	0	0	0	0	0
1/3/16	StL.	W	1/0	4	1	3	0.0	0.0	0	0	-	0	0	0	0	0	0
Totals				14/1	24	12	12	1.0	10.0	0	0	-	0	0	1	0	0

2014, SAN FRANCISCO (8-8)

Date	Opp.	W/L	GP/GS	TACKLES					Yds.	INTERCEPTIONS					FUMBLES			
				Total	Solo	Asst.	Sacks			No.	Yds.	Lg.	TD	PD	FF	FR	Yds.	
9/7	at Dal.	W																
9/14	Chi.	L	1/0	0	0	0	0.0	0.0	0	0	-	0	0		0	0	0	
9/21	at Ari.	L																
9/28	Phi.	W																
10/5	KC	W																
10/13	at StL.	W																
10/19	at Den.	L																
11/2	StL.	L																
11/9	at NO	W	1/0	1	1	0	0.0	0.0	0	0	-	0	0		0	0	0	
11/16	at NYG	W	1/0	2	1	1	0.0	0.0	0	0	-	0	0		0	0	0	
11/23	Was.	W	1/0	3	2	1	0.0	0.0	0	0	-	0	0		0	0	0	
11/27	Sea.	L	1/0	7	3	4	0.0	0.0	0	0	-	0	0		0	0	0	
12/7	at Oak.	L	1/0	3	1	2	0.0	0.0	0	0	-	0	0		0	0	0	
12/14	at Sea.	L	1/0	5	3	2	2.0	16.0	0	0	-	0	0		0	0	0	
12/20	SD	L	1/0	3	2	1	0.0	0.0	0	0	-	0	0		0	0	0	
12/28	Ari.	W	1/0	3	3	0	1.0	8.0	0	0	-	0	0		0	0	0	
Totals				9/0	27	16	11	3.0	24.0	0	0	-	0	0		0	0	0



DEREK CARRIER

85

TIGHT END
6-4 | 244
BELOIT
NFL EXP.: 6
RAIDERS EXP.: 1

ACQUIRED: UFA-'18 (LAR)
HOMETOWN:
EDGERTON, WIS.
BORN: 07/25/90



TRANSACTIONS: Signed by Oakland Raiders as an unrestricted free agent, May 11, 2012...Waived by Raiders, Aug. 31, 2012...Signed by Philadelphia Eagles to practice squad, Sept. 11, 2012...Signed by Eagles to active roster, Dec. 31, 2012...Waived by Eagles, Aug. 25, 2013...Signed by San Francisco 49ers to practice squad, Sept. 3, 2013...Signed by 49ers to active roster, Nov. 16, 2013...Re-signed by 49ers, March 9, 2015...Acquired via trade by Washington Redskins from 49ers, Aug. 22, 2015...Acquired via trade by Los Angeles Rams from Redskins, Sept. 2, 2017...Signed by Raiders as an unrestricted free agent, Mar. 15, 2018.

CAREER: Veteran tight end returns to Oakland after initially signing with the club as a rookie in 2012...Made previous stops with the Philadelphia Eagles, San Francisco 49ers, Washington Redskins and Los Angeles Rams...In 2017, appeared in 14 games with three starts, totaling eight receptions for 71 yards...Appeared in eight games in 2016 after spending the first nine weeks on the Reserve/Physically Unable to Perform List...Started all 12 games in which he appeared in 2015, recording 17 receptions for 141 yards with one TD...In 2015, appeared in 11 games with one start and recorded nine receptions for 105 yards...Career totals include 50 games played with 16 starts, 36 receptions for 327 yards with one TD.

AT A GLANCE

- Returned to Oakland as an unrestricted free agent this past offseason after initially signing with the club as a rookie in 2012.
- Has made stops with the Philadelphia Eagles, San Francisco 49ers and Los Angeles Rams.
- Career totals include 50 games played with 16 starts, 36 receptions for 327 yards with one TD.
- In 2013, became the first player from Beloit College to play in an NFL game since 1931 and enters the 2018 season as the school's only player in the league.
- Played four years at Beloit College in Wisconsin, appearing in 39 games and setting the school record in career receptions (189), yards (3,111) and TDs (29).

2017 (with LAR): Appeared in 14 games with three starts...Finished the regular season with eight receptions for 71 yards...**(10/1)** at Dal.: Started and helped the offense gain 168 yards rushing on 31 carries (5.4 avg.)...**(10/16)** at Jac.: Serving primarily as a blocking tight end, helped the offense record 142 yards rushing on 32 carries (4.4 avg.)...**(12/3)** at Ari.: Caught one pass for 14 yards...**(12/31)** vs. SF: Saw action on both offense and special teams, recording two receptions for 10 yards...Added one tackle on special teams...**Postseason: (1/6/18)** vs. Atl.: Appeared on offense and special teams.

2016 (with Was.): Appeared in eight games, caught two passes for 10 yards on the year...Spent the first nine weeks of the season on the Reserve/Physically Unable to Perform List...**(11/13)** vs. Min.: Made his season debut after spending the first nine weeks on the Reserve/Physically Unable to Perform List.

2015 (with Was.): Started all 12 games in which he appeared with Washington after being traded from the 49ers in the preseason...Placed on the Reserve/Injured List on Dec. 15...Finished the season with 17 receptions for 141 yards with one TD...**(9/13)** vs. Mia.: Caught two passes for eight yards...**(9/20)** vs. StL.: Helped contribute to the team's 182 total rushing yards...**(10/11)** at Atl.: Caught two passes for 27 yards with a seven-yard TD...**(10/18)** at NYJ: Posted career highs in receptions (four) and receiving yards (39)...**(10/25)** vs. TB: Caught two passes for 15 yards.

2014 (with SF): Played in 11 games with one start, recording nine receptions for 105 yards with one carry for two yards...Placed on the Reserve/Injured List on Nov. 27...**(9/14)** vs. Chi.: Finished the game with three receptions for 41 yards...**(9/21)** at Ari.: Made his first career start.

2013 (with SF): Appeared in five games on both offense and special teams...Spent 11 games on the team's practice squad...**(11/17)** at NO: Made his NFL debut.

2012 (with Phi.): Spent the offseason with the Raiders after signing with the team as an undrafted free agent wide receiver before being waived prior to the season...Spent the entire season on the Eagles' practice squad after signing with the team on Sept. 11.

COLLEGE: Attended Beloit College in Wisconsin, where he played in 39 games for the Buccaneers...Totalled 189 receptions for 3,111 yards with 29 TDs, adding seven rushes for 42 yards and two TDs...Set the school record for career receptions, yards and TDs...Earned All-Midwest Conference honors twice...Named Wisconsin Football Coaches Association Private College Player of the Year as a senior...As a senior, played in 10 games and recorded 75 receptions for 1,250 yards with 12 TDs in additions to six carries for 39 yards and two rushing TDs...As a junior, appeared in 10 games and tallied 64 receptions for 1,044 yards and 12 TDs, breaking the school record for receiving TDs in a single season...In 2009, played in 10 games and registered 34 receptions for 600



yards with four TDs...As a freshman, played in nine games and recorded 16 receptions for 217 yards and one TD...Played two years of basketball, starting in 21 games and averaging 8.3 points per game... Ran track one years at Beloit...Named to the Beloit College dean's list six straight semesters...Majored in health and society.

PERSONAL: Attended Edgerton (Wis.) High School...Spent a summer in college interning with the Chicago Bulls strength and conditioning department, with aspirations of one day working in physical therapy...Visited Haiti in conjunction with Convo of Hope, working together to teach healthy eating habits and sustainable agriculture techniques to local families.

ADDITIONAL STATISTICS: Special teams tackles: 2 in 2017.

SINGLE GAME HIGHS: RECEIVING: Receptions – 4, 10/18/15 at NYJ. Yards – 41, 9/14/14 vs. Chi.

DEREK CARRIER'S CAREER STATISTICS

Year	Team	GP	GS	RECEIVING					TD	RUSHING					TOTAL OFFENSE
				Rec.	Yds.	Avg.	Lg.			Att.	Yds.	Avg.	Lg.		
2012	Philadelphia	0	0	0	0	-	-	0	0	0	0	-	-	0	0
2013	San Francisco	5	0	0	0	-	-	0	0	0	0	-	-	0	0
2014	San Francisco	11	1	9	105	11.7	23	0	1	2	2.0	2	0	0	107
2015	Washington	12	12	17	141	8.3	20	1	0	0	-	-	0	0	141
2016	Washington	8	0	2	10	5.0	6	0	0	0	-	-	0	0	10
2017	LA Rams	14	3	8	71	8.9	17	0	0	0	-	-	0	0	71
Totals		50	16	36	327	9.1	23	1	1	2	2	2	0	0	329
POSTSEASON															
2017	LA Rams	1	0	0	0	-	-	0	0	0	-	-	0	0	0
Totals		1	0	0	0	-	-	0	0	0	-	-	0	0	0

DEREK CARRIER GAME-BY-GAME

2017, LA RAMS (11-5)

Date	Opp.	W/L	GP/GS	RECEIVING					TD
				Rec.	Yds.	Avg.	Lg.		
9/10	Ind.	W	1/0	1	12	12.0	12	0	
9/17	Was.	L	1/0	1	9	9.0	9	0	
9/21	at SF	W	1/1	1	17	17.0	17	0	
10/1	at Dal.	W	1/1	0	0	-	-	0	
10/8	Sea.	L	1/0	0	0	-	-	0	
10/15	at Jac.	W	1/1	0	0	-	-	0	
10/22	Ari.	W	1/0	0	0	-	-	0	
11/5	at NYG	W	1/0	1	5	5.0	5	0	
11/12	Hou.	W	(INACTIVE - HAMSTRING)						
11/19	at Min.	L	(INACTIVE - HAMSTRING)						
11/26	NO	W	1/0	0	0	-	-	0	
12/3	at Ari.	W	1/0	1	14	14.0	14	0	
12/10	Phi.	L	1/0	0	0	-	-	0	
12/17	at Sea.	W	1/0	1	4	4.0	4	0	
12/24	at Ten.	W	1/0	0	0	-	-	0	
12/31	SF	L	1/0	2	10	5.0	7	0	
Totals			14/3	8	71	8.9	17	0	
POSTSEASON									
1/6/18	Atl.	L	1/0	0	0	-	-	0	

2016, WASHINGTON (8-7-1)

Date	Opp.	W/L	GP/GS	RECEIVING					TD
				Rec.	Yds.	Avg.	Lg.		
9/12	Pit.	L	(RESERVE/PUP LIST - ACL/MCL)						
9/25	at NYG	W	(RESERVE/PUP LIST - ACL/MCL)						
10/2	Cle.	W	(RESERVE/PUP LIST - ACL/MCL)						
10/9	at Bal.	W	(RESERVE/PUP LIST - ACL/MCL)						
10/16	Phi.	W	(RESERVE/PUP LIST - ACL/MCL)						
10/23	at Det.	L	(RESERVE/PUP LIST - ACL/MCL)						
10/30	at Cin.	T	(RESERVE/PUP LIST - ACL/MCL)						
11/13	Min.	W	(RESERVE/PUP LIST - ACL/MCL)						
11/20	GB	W	1/0	0	0	-	-	0	
11/24	at Dal.	L	1/0	0	0	-	-	0	
12/4	at Ari.	L	1/0	1	4	4.0	4	0	
12/11	at Phi.	W	1/0	1	6	6.0	6	0	
12/19	Car.	L	1/0	0	0	-	-	0	
12/24	at Chi.	W	1/0	0	0	-	-	0	
1/1/17	NYG	L	1/0	0	0	-	-	0	
Totals			8/0	2	10	5.0	6	0	

DEREK CARRIER GAME-BY-GAME

2015, WASHINGTON (9-7)

Date	Opp.	W/L	GP/GS	RECEIVING					TD
				Rec.	Yds.	Avg.	Lg.		
9/13	Mia.	L	1/1	2	8	4.0	9	0	0
9/20	StL.	W	1/1	0	0	-	-	0	0
9/24	at NYG	L	1/1	0	0	-	-	0	0
10/4	Phi.	W	1/1	2	18	9.0	15	0	0
10/11	at Atl.	L	1/1	2	27	13.5	20	1	0
10/18	at NYJ	L	1/1	4	39	9.8	20	0	0
10/25	TB	W	1/1	2	15	7.5	9	0	0
11/8	at NE	L	1/1	0	0	-	-	0	0
11/15	NO	W	1/1	1	14	14.0	14	0	0
11/22	at Car.	L	1/1	2	7	3.5	5	0	0
11/29	NYG	W	1/1	1	6	6.0	6	0	0
12/7	Dal.	L	(INACTIVE - ANKLE)						
12/13	at Chi.	W	1/1	1	7	7.0	7	0	0
12/20	Buf.	W	(RESERVE/INJURED LIST - ACL/MCL)						
12/26	at Phi.	W	(RESERVE/INJURED LIST - ACL/MCL)						
1/3/16	at Dal.	W	(RESERVE/INJURED LIST - ACL/MCL)						
Totals			12/12	17	141	8.3	20	1	

2014, SAN FRANCISCO (8-8)

Date	Opp.	W/L	GP/GS	RECEIVING					TD
				Rec.	Yds.	Avg.	Lg.		
9/7	at Dal.	W	1/0	0	0	-	-	0	0
9/14	Chi.	L	1/0	3	41	13.7	22	0	0
9/21	at Ari.	L	1/1	1	23	23.0	23	0	0
9/28	Phi.	W	1/0	1	10	10.0	10	0	0
10/5	KC	W	1/0	2	16	8.0	10	0	0
10/13	StL.	W	1/0	0	0	-	-	0	0
10/19	at Den.	L	1/0	1	9	9.0	9	0	0
11/2	StL.	L	1/0	1	6	6.0	6	0	0
11/9	at NO	W	1/0	0	0	-	-	0	0
11/16	at NYG	W	1/0	0	0	-	-	0	0
11/23	Was.	W	1/0	0	0	-	-	0	0
11/27	Sea.	L	(PRACTICE SQUAD)						
12/7	at Oak.	L	(PRACTICE SQUAD)						
12/14	at Sea.	L	(PRACTICE SQUAD)						
12/20	SD	L	(PRACTICE SQUAD)						
12/28	Ari.	W	(PRACTICE SQUAD)						
Totals			11/1	9	105	11.7	23	0	

2013, SAN FRANCISCO (12-4)

Date	Opp.	W/L	GP/GS	RECEIVING					TD
				Rec.	Yds.	Avg.	Lg.		
9/8	GB	W	(PRACTICE SQUAD)						
9/15	at Sea.	L	(PRACTICE SQUAD)						
9/22	Ind.	L	(PRACTICE SQUAD)						
9/26	at StL.	W	(PRACTICE SQUAD)						
10/6	Hou.	W	(PRACTICE SQUAD)						
10/13	Ari.	W	(PRACTICE SQUAD)						
10/20	at Ten.	W	(PRACTICE SQUAD)						
10/27	at Jac.	W	(PRACTICE SQUAD)						
11/10	Car.	L	(PRACTICE SQUAD)						
11/17	at NO	L	1/0	0	0	-	-	0	
11/25	at Was.	W	1/0	0	0	-	-	0	
12/1	StL.	W	1/0	0	0	-	-	0	
12/8	Sea.	W	1/0	0	0	-	-	0	
12/15	at TB	W	1/0	0	0	-	-	0	
12/23	Atl.	W	(PRACTICE SQUAD)						
12/29	at Ari.	W	(PRACTICE SQUAD)						
Totals			5/0	0	0	-	-	0	



GAREON CONLEY

21

CORNERBACK
6-0 | 195
OHIO STATE
NFL EXP.: 2
RAIDERS EXP.: 2

ACQUIRED: D1-'17
HOMETOWN:
MASSILLON, OHIO
BORN: 06/29/95



TRANSACTIONS: Selected by Oakland Raiders in the first round (24th overall) of the 2017 NFL Draft, April 27, 2017.

2017: Appeared in two games during his rookie year, totaling seven tackles (five solo) and two passes defended...Was inactive for Weeks 4-9 with a shin injury...Placed on the Reserve/Injured List on Nov. 13...**(9/10) at Ten.:** Inactive due to a shin injury...**(9/17) vs. NYJ:** Made his NFL debut, recording three tackles (two) and one pass defended...**(9/24) at Was.:** Posted four tackles (three) and one pass defended.

COLLEGE: Played three seasons at Ohio State, seeing action in 42 games for the Buckeyes and starting 27 games at cornerback...Totaled 91 tackles (66 solo), six INTs, 15 passes defended and 0.5 sacks over his career...Part of a Buckeye team that won the 2014 National Championship and made the College Football Playoff in 2016...Started all 14 games as a junior in 2016, totaling 26 tackles (21), four INTs and eight passes defended...Named to the All-Big Ten Second Team by the coaches and was a third-team selection by the media...Named a team captain...Set a career high with four INTs and eight passes defended...Finished tied for second on the team with four INTs...His four INTs tied for second in the Big Ten and his eight passes defended tied for seventh...Appeared in 13 games as a sophomore, making 13 starts and totaling 49 tackles (33), two INTs, five passes defended and 0.5 sacks...Earned honorable mention All-Big Ten honors...Finished eighth on the team with a career-high with 49 tackles and second with two INTs...Played in all 15 games as a freshman for the 2014 College Football Playoff National Champions...Contributed significantly on defense and special teams...Finished the year with 16 tackles and two passes defended.

AT A GLANCE

- Had his rookie season limited by a shin injury, as he saw action in two games and posted seven tackles and two passes defended.
- Played in 42 games over three seasons at Ohio State, helping the Buckeyes win the 2014 National Championship and make the College Football Playoff in 2016.
- Named to the All-Big Ten Second Team by the coaches and a third-team selection by the media as a junior in addition to being named a team captain in 2016.
- Totaled 91 tackles, six INTs and 15 passes defended over his collegiate career.

PERSONAL: Attended Washington High School in Massillon, Ohio...As a senior, caught 50 passes, averaged 21.9 yards per catch and scored 16 TDs on offense, while posting one INT, 13 passes defended and 25 tackles as the team finished 11-2 and advanced to the regional finals...Recorded 30 tackles and four INTs as a junior...Was the number one player in Ohio as a senior (ESPN 150) and a first-team Associated Press Division I All-State selection...Also earned consensus four-star status (ESPN, Scout, 247Sports, Rivals)...Ranked the No. 43 overall prospect nationally by ESPN and the No. 14 cornerback prospect (247Sports.com)...Played in the Under Armour All-American game...First name is pronounced gair-ee-ON.

SINGLE-GAME HIGHS: TACKLES: Total – 4, 9/24/17 at Was. Solo – 3, 9/24/17 at Was. Passes defended – 1, two times; last: 9/24/17 at Was.


GAREON CONLEY'S CAREER STATISTICS

Year	Team	GP	GS	TACKLES					Yds.	INTERCEPTIONS					FUMBLES		
				Total	Solo	Asst.	Sacks			No.	Yds.	Lg.	TD	PD	FF	FR	Yds.
2017	Oakland	2	0	7	5	2	0.0	0.0	0.0	0	0	-	0	2	0	0	0
Totals		2	0	7	5	2	0.0	0.0	0.0	0	0	-	0	2	0	0	0

GAREON CONLEY GAME-BY-GAME

2017, OAKLAND (6-10)

Date	Opp.	W/L	GP/GS	TACKLES					Yds.	INTERCEPTIONS					FUMBLES		
				Total	Solo	Asst.	Sacks			No.	Yds.	Lg.	TD	PD	FF	FR	Yds.
9/10	at Ten.	W		(INACTIVE - SHIN)													
9/17	NYJ	W	1/0	3	2	1	0.0	0.0	0.0	0	0	-	0	1	0	0	0
9/24	at Was.	L	1/0	4	3	1	0.0	0.0	0.0	0	0	-	0	1	0	0	0
10/1	at Den.	L		(INACTIVE - SHIN)													
10/8	Bal.	L		(INACTIVE - SHIN)													
10/15	LAC	L		(INACTIVE - SHIN)													
10/19	KC	W		(INACTIVE - SHIN)													
10/29	at Buf.	L		(INACTIVE - SHIN)													
11/5	at Mia.	W		(INACTIVE - SHIN)													
11/19	NE	L		(RESERVE/INJURED LIST - SHIN)													
11/26	Den.	W		(RESERVE/INJURED LIST - SHIN)													
12/3	NYG	W		(RESERVE/INJURED LIST - SHIN)													
12/10	at KC	L		(RESERVE/INJURED LIST - SHIN)													
12/17	Dal.	L		(RESERVE/INJURED LIST - SHIN)													
12/25	at Phi.	L		(RESERVE/INJURED LIST - SHIN)													
12/31	at LAC	L		(RESERVE/INJURED LIST - SHIN)													
Totals			2/0	7	5	2	0.0	0.0	0.0	0	0	-	0	2	0	0	0



CONNOR COOK

18

QUARTERBACK
6-4 | 215
MICHIGAN STATE
NFL EXP.: 3
RAIDERS EXP.: 3

ACQUIRED: D4-'16
HOMETOWN:
HINCKLEY, OHIO
BORN: 01/29/93



TRANSACTIONS: Selected by Oakland Raiders in the fourth round (100th overall) of the 2016 NFL Draft, April 30, 2016.

CAREER: Talented quarterback enters his third season with the Raiders...Spent 2017 as the club's third quarterback on the depth chart...Appeared in one regular season game in his rookie season for the Silver and Black...Became the first quarterback in the Super Bowl era to make his first NFL start in a postseason game.

2017: Spent the season as the Raiders' third quarterback on the depth chart...Inactive for 15 games this season and did not play in one other contest...**(10/8) vs. Bal.:** Active but did not play.

2016: Appeared in one regular season game in his rookie season for the Silver and Black...Spent most of the season as the Raiders' third quarterback on the depth chart and was inactive the first 15 games of the season before appearing in the regular season finale...**(1/1/17) at Den.:** Entered late in the second quarter after QB Matt McGloin suffered an injury...Completed 14-of-21 attempts for 150 yards with one TD and one INT for a passer rating of 83.4...Orchestrated his first career scoring drive late in the third quarter, a 3-play, 63-yard drive which culminated in a 32-yard TD pass to WR Amari Cooper...**Postseason: (1/7/17) at Hou.:** Started in the Wild Card game, becoming the first quarterback in the Super Bowl era to make his first NFL start in a postseason game...Completed 18-of-45 passes for 161 yards with one TD.

AT A GLANCE

- Has appeared in one regular season game as a backup over his career.
- Became the first quarterback in the Super Bowl era to make his first NFL start in a postseason game when he started against the Houston Texans in the Wild Card game in 2016.
- Three-year starter at Michigan State, finished his career as the school's winningest quarterback after compiling a 34-5 record as a starter.
- Finished as the school all-time leader in passing yards (9,194), TD passes (71) and pass attempts (1,170).
- Earned numerous awards as a senior, including the Griese-Brees Big Ten Quarterback of the Year and Johnny Unitas Golden Arm Award.

COLLEGE: Played four seasons and was a three-year starter at Michigan State, finishing his career as the most productive quarterback in school history...Career totals include 43 games played with 39 starts, throwing for 9,194 yards on 673-of-1,170 (57.5 percent) passing with 71 TDs and 22 INTs...Added 209 rushing yards on 176 carries with three TDs...Finished his career as the winningest quarterback in school history with 34 victories (34-5 overall record)...The 34 wins are fourth most in Big Ten history and tied for 25th in NCAA FBS history by a starting quarterback...Left as the school's record holder in TD passes (71), passing yards (9,194), total offense (9,403 yards) and pass attempts (1,170)...Tied for first in MSU history in 300-yard passing games (10) and 200-yard passing games (26)...Also a three-time Academic All-Big Ten selection...Started 13 games as a senior, completing 56 percent of his passes (229-of-408) for 3,131 yards with 24 TDs and seven INTs...Finished season among MSU's single-season leaders in TDs (tied for second with 24), pass attempts (fourth with career-high 408), passing yards (fourth with 3,131) and pass completions (fifth with 229)...Named recipient of the Johnny Unitas Golden Arm Award, presented annually to the nation's top quarterback...Became first Spartan quarterback to win the Griese-Brees Big Ten Quarterback of the Year Award since its inception in 2011, and was also the first Spartan quarterback to be named first-team All-Big Ten since 1965...Named first-team All-Big Ten by the Associated Press, Athlon Sports, BTN.com, ESPN.com and Phil Steele...Finished tied for ninth in the Heisman Trophy voting...Was a Manning Award finalist...Semifinalist for the Davey O'Brien Award and Maxwell Award (college player of the year)...Became the first player in Big Ten history to win the Grange-Griffin Big Ten Championship Game Most Valuable Player Award twice...Started all 13 games as a junior, throwing for 3,214 yards on 239-of-408 passing with 24 TDs and eight INTs...Led the Big Ten in passing yards and finished second in the conference in TD passes...Earned second-team All-Big Ten honors (coaches and media) for the second year in a row...Named a semifinalist for the Maxwell Award and Davey O'Brien Award...Played in 14 games with 13 starts as a sophomore, compiling a 12-1 records as the starter...Completed 59 percent of his passes (223-of-380) for 2,755 yards with 22 TDs and six INTs...Ranked among the Big Ten leaders in TD passes (tied for second with 22), pass completions (third with 223) and passing yards (fourth with 2,755)...Named second-team All-Big Ten by the coaches...Named Most Outstanding Player of the Big Ten Championship Game in the victory over Ohio State...Named Offensive MVP of the 100th Rose Bowl Game...Appeared in three games as a redshirt freshman...Completed 9-of-17 attempts for 94 yards with one TD and one INT...Redshirted as a true freshman...Majored in media and information.

PERSONAL: Attended Walsh Jesuit High School in Cuyahoga Falls, Ohio...Associated Press All-Northeast Inland District (Division II) First Team selection as a senior...Named team's Most Valuable Offensive Back after accounting for 2,143 total yards and 20 TDs...Completed 116-of-199 passes (58.3) for 1,700 yards and 15 TDs...Rushed 79 times for 443 yards (5.6 avg.) and five scores...Father, Chris, played football at Indiana (tight end; lettered 1982-84)...Mother, Donna played basketball at Cincinnati...Sister, Jackie, played basketball at Old Dominion.

SINGLE-GAME HIGHS: PASSING: Attempts – 21, 1/1/17 at Den. Completions – 14, 1/1/17 at Den. Yards – 150, 1/1/17 at Den. Long – 32t, 1/1/17 at Den. Touchdowns – 1, 1/1/17 at Den. Interceptions – 1, 1/1/17 at Den. Rating – 83.4, 1/1/17 at Den.

CONNOR COOK'S CAREER STATISTICS

Year	Team	GP	GS	PASSING										RUSHING					
				Att.	Cmp.	Yds.	Pct.	Yds./Att.	TD	INT	Lg.	Sk./Lst.	Rtng.	Att.	Yds.	Avg.	Lg.	TD	
2016	Oakland	1	0	21	14	150	66.7	7.1	1	1	32t	2/7	83.4	0	0	-	-	0	
2017	Oakland	0	0	0	0	0	0.0	0.0	0	0	-	0/0	-	0	0	-	-	0	
Totals		1	0	21	14	150	66.7	7.1	1	1	32t	2/7	83.4	0	0	-	-	0	
POSTSEASON																			
2016	Oakland	1	1	45	18	161	40.0	3.6	1	3	20	3/22	30.0	0	0	-	-	0	
Totals		1	1	45	18	161	40.0	3.6	1	3	20	3/22	30.0	0	0	-	-	0	

CONNOR COOK GAME-BY-GAME

2017, OAKLAND (6-10)

PASSING														RUSHING				
Date	Opp.	W/L	GP/GS	Att.	Cmp.	Yds.	Pct.	Yds./Att.	TD	INT	Lg.	Sk./Lst.	Rtng.	Att.	Yds.	Avg.	Lg.	TD
9/10	at Ten.	W				(INACTIVE)												
9/17	NYJ	W				(INACTIVE)												
9/24	at Was.	L				(INACTIVE)												
10/1	at Den.	L				(INACTIVE)												
10/8	Bal.	L				(DID NOT PLAY)												
10/15	LAC	L				(INACTIVE)												
10/19	KC	W				(INACTIVE)												
10/29	at Buf.	L				(INACTIVE)												
11/5	at Mia.	W				(INACTIVE)												
11/19	NE	L				(INACTIVE)												
11/26	Den.	W				(INACTIVE)												
12/3	NYG	W				(INACTIVE)												
12/10	at KC	L				(INACTIVE)												
12/17	Dal.	L				(INACTIVE)												
12/25	at Phi.	L				(INACTIVE)												
12/31	at LAC	L				(INACTIVE)												
Totals			0/0	0	0	0	0.0	0.0	0	0	-	0/0	0.0	0	0	-	-	0

2016, OAKLAND (12-4)

Date	Opp.	W/L	GP/GS	PASSING										RUSHING				
				Att.	Cmp.	Yds.	Pct.	Yds./Att.	TD	INT	Lg.	Sk./Lst.	Rtng.	Att.	Yds.	Avg.	Lg.	TD
9/11	at NO	W				(INACTIVE)												
9/18	Atl.	L				(INACTIVE)												
9/25	at Ten.	W				(INACTIVE)												
10/2	at Bal.	W				(INACTIVE)												
10/9	SD	W				(INACTIVE)												
10/16	KC	L				(INACTIVE)												
10/23	at Jac.	W				(INACTIVE)												
10/30	at TB	W				(INACTIVE)												
11/6	Den.	W				(INACTIVE)												
11/21	Hou.	W				(INACTIVE)												
11/27	Car.	W				(INACTIVE)												
12/4	Buf.	W				(INACTIVE)												
12/8	at KC	L				(INACTIVE)												
12/18	at SD	W				(INACTIVE)												
12/24	Ind.	W				(INACTIVE)												
1/1/17	at Den.	L	1/0	21	14	150	66.7	7.1	1	1	32t	2/7	83.4	0	0	-	-	0
Totals			1/0	21	14	150	66.7	7.1	1	1	32t	2/7	83.4	0	0	-	-	0
POSTSEASON																		
1/7/17	at Hou.	L	1/1	45	18	161	40.0	3.6	1	3	20	3/22	30.0	0	0	-	-	0



JARED COOK

87

TIGHT END
6-5 | 254
SOUTH CAROLINA
NFL EXP.: 10
RAIDERS EXP.: 2

ACQUIRED: UFA-'17 (GB)
HOMETOWN:
SUWANEE, GA.
BORN: 04/07/87



TRANSACTIONS: Selected by Tennessee Titans in the third round (89th overall) of the 2009 NFL Draft, April 26, 2009...Signed by St. Louis Rams as an unrestricted free agent, March 13, 2013...Released by Rams, Feb. 19, 2016...Signed by Green Bay Packers as a free agent, March 28, 2016...Signed by Oakland Raiders as an unrestricted free agent, March 16, 2017.

CAREER: Veteran tight end enters his 10th NFL season and second with the Silver and Black...Career totals include 133 games played with 63 starts, 357 receptions for 4,568 yards (12.8 avg.) and 19 TDs...Has posted at least 30 receptions in each of the last seven seasons (2011-17), one of only four active tight ends in the NFL to do so...Ranks third among NFL tight ends with a 13.0-yard receiving average since 2011...Holds the single-game franchise record for the most receiving yards by a tight end for both the Titans (169 vs. Jacksonville on Dec. 24, 2011) and the Rams (141 vs. Arizona on Sept. 8, 2013)...Set a career high with 54 receptions and led the team with 688 receiving yards in his first year with Oakland in 2017...Hauled in 30 catches for 377 yards in 10 games in his lone season with the Packers in 2016...Ranked second on the team in both receptions and receiving yards (39 for 481) in 2015, his final season with the Rams...Caught a 52 passes for St. Louis in 2014, the third most by a tight end in a season in team annals...Set a single-season franchise record with 671 receiving yards in his first year with the Rams in 2013...Registered a career-high 759 yards receiving in 2011, the second most by a tight end in a season in Titans franchise history...Appeared in 30 games with one start in his first two seasons with Tennessee and caught 38 passes for 435 yards (11.4 avg.) and one TD.

AT A GLANCE

- In 2017, led the Raiders with 688 receiving yards and set a single-season career high with 54 receptions.
- Has posted at least 30 receptions in each of the last seven seasons (2011-17), one of only four active tight ends in the NFL to do so.
- Ranks third among NFL tight ends with a 13.0-yard receiving average since 2011.
- Has made 42 catches of 25-plus yards since 2011, ranking fourth among tight ends over that span.
- Holds the single-game franchise record for the most receiving yards by a tight end for both the Titans (169 vs. Jacksonville on Dec. 24, 2011) and the Rams (141 vs. Arizona on Sept. 8, 2013).
- Posted 37 catches for 573 yards (15.5 avg.) and three TDs on his way to earning first-team All-Southeastern Conference recognition from the league's coaches as a junior at South Carolina in 2008.

2017: Started in all 16 games in his first season with the Silver and Black...Finished with 688 receiving yards on 54 receptions with two TDs...His 688 receiving yards led the team...Set career highs in receptions and ranked second on the team...Also started every game for the first time in his career...Finished fourth among tight ends in the NFL in receiving average...(9/10) **at Ten.:** Finished the day with five catches for 56 yards in his Raiders debut...(9/17) **vs. NYJ:** Tied for second on the team with four receptions for 25 yards in the win...(9/24) **at Was.:** Recorded four receptions for 43 yards and one TD...Hauled in his first receiving TD as a Raider, a 21-yarder from QB Derek Carr...Eclipsed 4,000 career receiving yards on a 6-yard pass from Carr late in the game...(10/1) **at Den.:** Totaled three catches for 46 yards (15.3 avg.)...(10/8) **vs. Bal.:** Recorded 25 yards on three catches...(10/15) **vs. LAC:** Finished with two catches for 14 yards...(10/19) **vs. KC:** Tallied six receptions for 107 yards (17.8 avg.)...Hauled in a crucial 28-yard reception at the Chiefs' 1-yard line with seven seconds left in the game, setting up the game-winning score...(10/29) **at Buf.:** Totaled four receptions for 57 yards (14.3 avg.)...(11/5) **at Mia.:** Recorded season highs with eight receptions for 126 yards (15.8 avg.)...Recorded 113 receiving yards in the first half...(11/19) **vs. NE:** Finished the day with two catches for 36 yards (18.0 avg.)...(12/10) **at KC:** Recorded five receptions and led the team with 75 receiving yards and one TD...Recorded a 29-yard TD reception in the fourth quarter...(12/17) **vs. Dal.:** Caught two passes for 17 yards...(12/25) **at Phi.:** Recorded one catch for 15 yards...(12/31) **at LAC:** Finished with three receptions for 35 yards.

2016 (with GB): Played in 10 games with five starts and caught 30 passes for 377 yards (12.6 avg.) and a TD, his sixth straight season with 30-plus receptions...Missed six games (Weeks 5-10) due to an ankle injury...Also started all three postseason games and was tied for the team lead with 18 receptions for 229 yards (12.7 avg.) and two TDs...His reception and receiving-yardage total were the top marks by a Green Bay tight end in a single postseason...(9/11) **at Jac.:** Started in his Green Bay debut, posting one catch for 7 yards...(9/18) **at Min.:** Started and finished with four catches for 31 yards (7.8 avg.)...(9/25) **vs. Det.:** Recorded one catch for 15 yards before sustaining an ankle injury in the second quarter...(11/20) **at Was.:** Returned to action for the first time since Sept. 25...Set season highs with six receptions and 106 yards to go along with one TD...Caught a 6-yard TD from QB Aaron Rodgers...(12/4) **vs. Hou.:** Recorded three receptions for 19 yards...(12/11) **vs. Sea.:** Posted one reception for 15 yards...(12/18) **at Chi.:** Matched a season high with six receptions, totaling 85 receiving yards...(12/24) **vs. Min.:** Caught three passes for 37 yards...(1/1/17) **at Det.:** Tallied four catches for 56 yards...Postseason: (1/8/17) **vs. NYG:** Made his postseason debut, recording five receptions for 48 yards...(1/15/17) **at Dal.:** Started and led the team with 103 receiving yards on six catches and one TD...Became just the second tight end in franchise history to record a 100-yard receiving game in the postseason...Set up the game-winning FG by making a critical 35-yard reception on the game's final possession with three seconds remaining...(1/22/17) **at Atl.:** Led the team with seven receptions for 78 yards and one TD.

2015 (with StL.: Appeared in all 16 games for the third straight season with the Rams and made 12 starts...Ranked second on the team in both receptions and receiving yards with 39 catches for 481 yards (12.3 avg.)...(9/13) **vs. Sea.:** Led the team with five catches for 85 yards, with three of the receptions going for first downs...(11/1) **vs. SF:** Posted two receptions for 57 yards (28.5 avg.), highlighted by his season-long 49-yard grab...(11/29) **at Cin.:** Hauled in four passes for 58 yards...(12/17) **vs. TB:** Caught four passes for 64 yards.

2014 (with StL.: Played in all 16 games with six starts and registered 52 catches for 634 yards (12.2 avg.) and three TDs...His 52 receptions were the third most by a tight end in a season in franchise history...Ranked sixth in the NFL among tight ends with his 12.2-yard receiving average...(9/21) **vs. Dal.:** Led the team with seven receptions for 75 yards...(10/13) **vs. SF:** Paced the team with 74 yards receiving on four grabs...(11/9) **at Ari.:** Had two catches for 84 yards (42.0 avg.), including a 59-yard TD grab late in the first half...(12/7) **at Was.:** Matched his career high with two TD receptions as part of a four-catch, 61-yard effort.

2013 (with StL.): Appeared in all 16 games with 13 starts...Caught 51 passes for 671 yards (13.2 avg.) and a career-high five TDs...Set a single-season franchise record for the most receiving yards by a tight end, topping the previous mark set in 1983...Ranked fifth in the NFL among tight ends with an average of 13.2 yards per catch...(9/8) vs. Ari.: In his Rams debut, set a single-game franchise record for the most yards receiving by a tight end with 141 on six receptions (20.1 avg.), along with a career-high two TD receptions...(11/3) vs. Ten.: Caught three passes for 36 yards (12.0 avg.) and a TD in his first game against his former team...(11/24) vs. Chi.: Led the team with 80 yards receiving on four catches and added a TD.

2012 (with Ten.): Played in 13 games with five starts, ranking fourth on the team in both receptions (44) and receiving yards (523)...Was tied for the team lead with four receiving TDs despite missing the final three contests...Was placed on the Reserve/Injured List on Dec. 13 with a shoulder injury...(9/9) vs. NE: Led the team with 64 yards on four receptions...(9/23) vs. Det.: Posted four receptions for 77 yards (19.3 avg.), highlighted by his 61-yard TD grab on a catch-and-run in the second quarter...(10/11) vs. Pit.: Hauled in four passes for 54 yards, helping set up a game-winning FG from K Rob Bironas as time expired with his 25-yard catch to the Pittsburgh 25 with 32 seconds remaining in the game...(11/25) at Jac.: Led the team with a season-high six receptions for 47 yards (7.8 avg.).

2011 (with Ten.): Appeared in all 16 contests with five starts and posted 49 catches for a career-high 759 yards and three TDs...His 759 receiving yards were the second most in franchise history by a tight end...Became the first tight end in franchise history to record two 100-yard receiving games in a season...Ranked second in the league among tight ends with his average of 15.5 yards per catch...(10/2) at Cle.: Caught two passes for a team-high 93 yards (46.5 avg.), highlighted by his career-long 80-yard TD reception on a catch-and-run...The catch was the longest by a TE in the NFL that season...(11/20) at Atl.: Recorded five catches for 51 yards (10.2 avg.), including a 22-yard grab on a fourth-and-17 in the fourth quarter...(12/18) at Ind.: Led the team with a career-high nine receptions for 103 yards (11.4 avg.), the first 100-yard receiving game by a Titans tight end since 2001...(12/24) vs. Jac.: Set a franchise record for the most receiving yards by a tight end in a game with 169 yards and a TD on eight catches (21.1 avg.), also the most receiving yards by a tight end in the NFL in a game that season.

2010 (with Ten.): Played in all 16 games with one start and hauled in 29 passes for 361 yards (12.4 avg.) and one TD...Posted a career-high seven tackles on special teams...(11/26) at Hou.: Tied for the team lead with four receptions for 40 yards (10.0 avg.)...(12/5) vs. Jac.: Led the club with four catches for 47 yards (11.8 avg.)...(12/19) vs. Hou.: Made his first career start and posted three receptions for 42 yards...(12/26) at KC: Led the team with a season-high 96 yards on five receptions, highlighted by the first TD of his NFL career, a 22-yard grab from QB Kerry Collins...(1/2/11) at Ind.: Led the team with a season-high seven catches for 58 yards (8.3 avg.).

2009 (with Ten.): Appeared in 14 games as a rookie and caught nine passes for 74 yards (8.2 avg.)...(9/20) vs. Hou.: Made his NFL debut...(10/4) at Jac.: Registered his first career receptions, hauling in two passes for 11 yards...(10/11) vs. Ind.: Registered a season-high three receptions for 27 yards.

COLLEGE: Played in 37 games with 14 starts during his three seasons at South Carolina...Registered 73 catches for 1,107 yards (15.2 avg.) and seven TDs...Split time between tight end and wide receiver as a redshirt freshman in 2006 before shifting to tight end on a full-time basis in 2007...Appeared in 13 games with 11 starts as a junior in 2008 and ranked second on the team with a career-high 37 catches for a career-best 573 yards (15.5 avg.) and three TDs...Earned first-team All-Southeastern Conference recognition from the league's coaches and second-team honors from The Associated Press...Was named one of eight semifinalists for the Mackey Award, which is given to the nation's top tight end...Made the permanent move to tight end and played in 12 games with three starts as a sophomore in 2007...Ranked third on the team with 30 catches for 421 yards and three TDs...Ranked second on the team in receiving yards and paced the team in yards per catch...Posted 50-plus receiving yards in four games...Saw action at tight end and wide receiver in 12 games as a redshirt freshman...Caught six passes for 113 yards (18.8 avg.) and a TD...Four of his six receptions went for 20-plus yards...Majoried in retailing.

PERSONAL: Attended North Gwinnett High School in Suwanee, Ga. ...Earned first-team all-state honors from the Atlanta Journal-Constitution as a senior...Played wide receiver and free safety, catching 32 passes for 800 yards and 10 TDs as a senior...Also played basketball and earned all-state and all-conference recognition...Older brother, Jason, was a four-year letterman (2005-08) at fullback for Ole Miss and signed with the Baltimore Ravens as an undrafted free agent in 2009 before being released at the end of the preseason.

ADDITIONAL STATISTICS: Special teams tackles — 7 in 2010, 2 in 2011; NFL totals: 9. Miscellaneous tackles — 1 in 2009, 1 in 2011, 1 in 2012, 2 in 2017; NFL totals: 5.

SINGLE-GAME HIGHS: RECEIVING: Receptions — 9, 12/18/11 at Ind. Yards — 169, 12/24/11 vs. Jac. Long — 80t, 10/2/11 at Cle. Touchdowns — 2, two times; last: 12/7/14 at Was.



JARED COOK'S CAREER STATISTICS

Year	Team	GP	GS	RECEIVING					TD	RUSHING					TOTAL OFFENSE
				Rec.	Yds.	Avg.	Lg.	TD		Att.	Yds.	Avg.	Lg.	TD	
2009	Tennessee	14	0	9	74	8.2	17	0	0	0	0	-	-	0	74
2010	Tennessee	16	1	29	361	12.4	36	1	0	0	0	-	-	0	361
2011	Tennessee	16	5	49	759	15.5	80t	3	0	0	0	-	-	0	759
2012	Tennessee	13	5	44	523	11.9	61t	4	0	0	0	-	-	0	523
2013	St. Louis	16	13	51	671	13.2	47	5	0	0	0	-	-	0	671
2014	St. Louis	16	6	52	634	12.2	59t	3	1	0	0.0	0	0	0	634
2015	St. Louis	16	12	39	481	12.3	49	0	0	0	-	-	-	0	481
2016	Green Bay	10	5	30	377	12.6	47	1	0	0	0	-	-	0	377
2017	Oakland	16	16	54	688	12.7	35	2	0	0	-	-	-	0	688
Totals		133	63	357	4,568	12.8	80t	19	1	0	0	0	0	0	4,568
POSTSEASON															
2016	Green Bay	3	3	18	229	12.7	35	2	0	0	-	-	-	0	229
Totals		3	3	18	229	12.7	35	2	0	0	-	-	-	0	229

JARED COOK GAME-BY-GAME

2017, OAKLAND (6-10)

Date	Opp.	W/L	GP/GS	Rec.	Yds.	Avg.	Lg.	TD
9/10	at Ten.	W	1/1	5	56	11.2	22	0
9/17	NYJ	W	1/1	4	25	6.3	10	0
9/24	at Was.	L	1/1	4	43	10.8	21t	1
10/1	at Den.	L	1/1	3	46	15.3	28	0
10/8	Bal.	L	1/1	3	25	8.3	17	0
10/15	LAC	L	1/1	2	14	7.0	7	0
10/19	KC	W	1/1	6	107	17.8	28	0
10/29	at Buf.	L	1/1	4	57	14.3	17	0
11/5	at Mia.	W	1/1	8	126	15.8	35	0
11/19	NE	L	1/1	2	36	18.0	26	0
11/26	Den.	W	1/1	1	2	2.0	2	0
12/3	NYG	W	1/1	1	9	9.0	9	0
12/10	at KC	L	1/1	5	75	15.0	29t	1
12/17	Dal.	L	1/1	2	17	8.5	13	0
12/25	at Phi.	L	1/1	1	15	15.0	15	0
12/31	at LAC	L	1/1	3	35	11.7	24	0
Totals			16/16	54	688	12.7	35	2

2016, GREEN BAY (10-6)

Date	Opp.	W/L	GP/GS	Rec.	Yds.	Avg.	Lg.	TD
9/11	at Jac.	W	1/1	1	7	7.0	7	0
9/18	at Min.	L	1/1	4	31	7.8	14	0
9/25	Det.	W	1/0	1	15	15.0	15	0
10/9	NYG	W		(INACTIVE - ANKLE)				
10/16	Dal.	L		(INACTIVE - ANKLE)				
10/20	Chi.	W		(INACTIVE - ANKLE)				
10/30	at Atl.	L		(INACTIVE - ANKLE)				
11/6	Ind.	L		(INACTIVE - ANKLE)				
11/13	at Ten.	L		(INACTIVE - ANKLE)				
11/20	at Was.	L	1/1	6	105	17.5	47	1
11/28	at Phi.	W	1/0	1	7	7.0	7	0
12/4	Hou.	W	1/1	3	19	6.3	10	0
12/11	Sea.	W	1/1	1	15	15.0	15	0
12/18	at Chi.	W	1/0	6	85	14.2	27	0
12/24	Min.	W	1/0	3	37	12.3	30	0
1/1/17	at Det.	W	1/0	4	56	14.0	24	0
Totals			10/5	30	377	12.6	47	1
POSTSEASON								
1/8/17	NYG	W	1/1	5	48	9.6	16	0
1/15/17	at Dal.	W	1/1	6	103	17.2	35	1
1/22/17	at Atl.	L	1/1	7	78	11.1	26	1
Totals			3/3	18	229	12.7	35	2

2015, ST. LOUIS (7-9)

Date	Opp.	W/L	GP/GS	Rec.	Yds.	Avg.	Lg.	TD
9/13	Sea.	W	1/1	5	85	17.0	30	0
9/20	at Was.	L	1/1	5	47	9.4	14	0
9/27	Pit.	L	1/1	1	7	7.0	7	0
10/4	at Ari.	W	1/1	3	22	7.3	12	0
10/11	at GB	L	1/0	1	8	8.0	8	0
10/25	Cle.	W	1/1	2	19	9.5	17	0
11/1	SF	W	1/1	2	57	28.5	49	0
11/8	at Min.	L	1/1	1	10	10.0	10	0
11/15	Chi.	L	1/1	2	35	17.5	29	0
11/22	at Bal.	L	1/1	4	31	7.8	16	0
11/29	at Cin.	L	1/0	4	58	14.5	25	0
12/6	Ari.	L	1/0	3	22	7.3	10	0
12/13	Det.	W	1/1	1	11	11.0	11	0
12/17	TB	W	1/0	4	64	16.0	25	0
12/27	at Sea.	W	1/1	1	5	5.0	5	0
1/3/16	at SF	L	1/1	0	0	-	-	0
Totals			16/12	39	481	12.3	49	0

2014, ST. LOUIS (6-10)

Date	Opp.	W/L	GP/GS	Rec.	Yds.	Avg.	Lg.	TD
9/7	Min.	L	1/0	4	56	14.0	26	0
9/14	at TB	W	1/1	4	46	11.5	22	0
9/21	Dal.	L	1/1	7	75	10.7	18	0
10/5	Phi.	L	1/1	4	44	11.0	14	0
10/13	SF	L	1/1	4	74	18.5	39	0
10/19	Sea.	W	1/0	3	25	8.3	10	0
10/26	at KC	L	1/0	1	11	11.0	11	0
11/2	at SF	W	1/0	2	12	6.0	9	0
11/9	at Ari.	L	1/1	2	84	42.0	59t	1
11/16	Den.	W	1/0	3	19	6.3	9	0
11/23	at SD	L	1/1	3	27	9.0	10	0
11/30	Oak.	W	1/0	0	0	-	-	0
12/7	at Was.	W	1/0	4	61	15.3	35t	2
12/11	Ari.	L	1/0	3	22	7.3	10	0
12/21	NYG	L	1/0	5	41	8.2	12	0
12/28	at Sea.	L	1/0	3	37	12.3	20	0
Totals			16/6	52	634	12.2	59t	3

JARED COOK GAME-BY-GAME

2013, ST. LOUIS (7-9)

2012, TENNESSEE (6-10)

RECEIVING											RECEIVING										
Date	Opp.	W/L	GP/GS	Rec.	Yds.	Avg.	Lg.	TD			Date	Opp.	W/L	GP/GS	Rec.	Yds.	Avg.	Lg.	TD		
9/8	Ari.	W	1/1	7	141	20.1	47	2			9/9	NE	L	1/1	4	64	16.0	35	0		
9/15	at Atl.	L	1/1	1	10	10.0	10	0			9/16	at SD	L	1/1	3	23	7.7	13	0		
9/22	at Dal.	L	1/1	5	44	8.8	19	0			9/23	Det.	W	1/1	4	77	19.3	61t	1		
9/26	SF	L	1/1	4	45	11.3	18	0			9/30	at Hou.	L	1/0	3	36	12.0	25	0		
10/6	Jac.	W	1/1	3	26	8.7	14	0			10/7	at Min.	L	1/0	5	37	7.4	10t	1		
10/13	at Hou.	W	1/0	2	45	22.5	34	0			10/11	Pit.	W	1/0	4	54	13.5	25	0		
10/20	at Car.	L	1/0	4	33	8.3	13	0			10/21	at Buf.	W	1/0	2	37	18.5	29	0		
10/28	Sea.	L	1/1	3	31	10.3	19	0			10/28	Ind.	L	1/0	3	45	15.0	29	0		
11/3	Ten.	L	1/1	3	36	12.0	17	1			11/4	Chi.	L	1/1	2	6	3.0	7	0		
11/10	at Ind.	W	1/1	1	17	17.0	17	0			11/11	at Mia.	W	1/0	1	26	26.0	26t	1		
11/24	Chi.	W	1/1	4	80	20.0	29	1			11/25	at Jac.	L	1/0	6	47	7.8	15	0		
12/1	at SF	L	1/1	3	49	16.3	20	0			12/2	Hou.	L	1/1	4	51	12.8	25	0		
12/8	at Ari.	L	1/0	3	49	16.3	31	0			12/9	at Ind.	L	1/0	3	20	6.7	18t	1		
12/15	NO	W	1/1	1	8	8.0	8	0			12/17	NYJ	W		(RESERVE/INJURED LIST - SHOULDER)						
12/22	TB	W	1/1	2	27	13.5	18	0			12/23	at GB	L		(RESERVE/INJURED LIST - SHOULDER)						
12/29	at Sea.	L	1/1	5	30	6.0	14	1			12/30	Jac.	W		(RESERVE/INJURED LIST - SHOULDER)						
Totals			16/13	51	671	13.2	47	5			Totals			13/5	44	523	11.9	61t	4		


2011, TENNESSEE (9-7)

2010, TENNESSEE (6-10)

RECEIVING											RECEIVING										
Date	Opp.	W/L	GP/GS	Rec.	Yds.	Avg.	Lg.	TD			Date	Opp.	W/L	GP/GS	Rec.	Yds.	Avg.	Lg.	TD		
9/11	at Jac.	L	1/1	1	7	7.0	7	0			9/12	Oak.	W	1/0	0	0	-	-	0		
9/18	Bal.	W	1/0	2	37	18.5	33	0			9/19	Pit.	L	1/0	1	5	5.0	5	0		
9/25	Den.	W	1/0	2	12	6.0	6	0			9/26	at NYG	W	1/0	0	0	-	-	0		
10/2	at Cle.	W	1/0	2	93	46.5	80t	1			10/3	Den.	L	1/0	1	17	17.0	17	0		
10/9	at Pit.	L	1/0	4	59	14.8	19	0			10/10	at Dal.	W	1/0	0	0	-	-	0		
10/23	Hou.	L	1/0	2	22	11.0	17	1			10/18	at Jac.	W	1/0	0	0	-	-	0		
10/30	Ind.	W	1/0	2	40	20.0	32	0			10/24	Phi.	W	1/0	0	0	-	-	0		
11/6	Cin.	L	1/0	4	47	11.8	15	0			10/31	at SD	L	1/0	1	36	36.0	36	0		
11/13	Car.	W	1/0	1	18	18.0	18	0			11/14	at Mia.	L	1/0	0	0	-	-	0		
11/20	at Atl.	L	1/0	5	51	10.2	22	0			11/21	Was.	L	1/0	2	11	5.5	6	0		
11/27	TB	W	1/1	3	38	12.7	20	0			11/28	at Hou.	L	1/0	4	40	10.0	23	0		
12/4	at Buf.	W	1/0	0	0	-	-	0			12/5	Jac.	L	1/0	4	47	11.8	18	0		
12/11	NO	L	1/1	0	0	-	-	0			12/9	Ind.	L	1/0	1	9	9.0	9	0		
12/18	at Ind.	L	1/0	9	103	11.4	27	0			12/19	Hou.	W	1/1	3	42	14.0	27	0		
12/24	Jac.	W	1/1	8	169	21.1	55t	1			12/26	at KC	L	1/0	5	96	19.2	28	1		
1/1/12	at Hou.	W	1/1	4	63	15.8	25	0			1/2/11	at Ind.	L	1/0	7	58	8.3	18	0		
Totals			16/5	49	759	15.5	80t	3			Totals			16/1	29	361	12.4	36	1		

2009, TENNESSEE (8-8)

RECEIVING										
Date	Opp.	W/L	GP/GS	Rec.	Yds.	Avg.	Lg.	TD		
9/10	at Pit.	L		(INACTIVE)						
9/20	Hou.	L	1/0	0	0	-	-	0		
9/27	at NYJ	L	1/0	0	0	-	-	0		
10/4	at Jac.	L	1/0	2	11	5.5	6	0		
10/11	Ind.	L	1/0	3	27	9.0	11	0		
10/18	at NE	L	1/0	0	0	-	-	0		
11/1	Jac.	W	1/0	1	3	3.0	3	0		
11/8	at SF	W	1/0	0	0	-	-	0		
11/15	Buf.	W	1/0	1	4	4.0	4	0		
11/23	at Hou.	W	1/0	0	0	-	-	0		
11/29	Ari.	W	1/0	2	29	14.5	17	0		
12/6	at Ind.	L	1/0	0	0	-	-	0		
12/13	StL	W		(INACTIVE - CONCUSSION)						
12/20	Mia.	W	1/0	0	0	-	-	0		
12/25	SD	L	1/0	0	0	-	-	0		
1/3/10	at Sea.	W	1/0	0	0	-	-	0		
Totals			14/0	9	74	8.2	17	0		



AMARI COOPER

89

WIDE RECEIVER
6-1 | 210
ALABAMA
NFL EXP.: 4
RAIDERS EXP.: 4

ACQUIRED: D1-'15
HOMETOWN:
MIAMI, FLA.
BORN: 06/17/94



TRANSACTIONS: Selected by Oakland Raiders in the first round (fourth overall) of the 2015 NFL Draft, April 30, 2015.

CAREER: Explosive receiver enters his fourth season with the Raiders after being selected by the team in the first round of the 2015 NFL Draft...Was selected to the Pro Bowl in each of his first two seasons...Is one of just three players in NFL history with 1,000 receiving yards and 70 catches in each of his first two seasons...Is one of just seven players in NFL history to begin their career with back-to-back 1,000-yard seasons...Tied for fourth in NFL history with 11 receiving TDs of at least 30 yards before the age of 24...Holds the Raiders record for most receptions through a player's first three seasons...Totaled 680 yards on 48 receptions (14.2 avg.) with a career-high seven TDs in 2017...Set career highs with 1,153 receiving yards on 83 receptions (13.9 avg.) while adding five TDs in 2016 to earn his second Pro Bowl selection...Set a single-season franchise record with 15 receptions of at least 25 yards...His 1,153 receiving yards were eighth in the league...As a rookie in 2015, played in 16 games (15 starts), totaling 72 receptions for 1,070 yards and six TDs...Earned a trip to his first Pro Bowl, and led all NFL rookies in receptions, receiving yards, receiving yards per game and tied for the lead in receiving TDs...Recorded the most receptions (72) and tied for the most 100-yard games (five) by any NFL player 21 years old or younger...Career totals include 46 games played with 41 starts, 203 receptions for 2,903 (14.3 avg.) and 18 TDs.

AT A GLANCE

- A two-time Pro Bowler, is one of just three players in NFL history with 1,000 receiving yards and 70 catches in each of his first two seasons.
- Is one of five players in NFL history to record 11 receiving TDs of at least 30 yards before the age of 24.
- Had one of the most impressive rookie seasons in franchise history, setting franchise rookie receiving records for receptions (72), receiving yards (1,070) and 100-yard games (five).
- Led all NFL rookies in receptions, receiving yards, receiving yards per game and tied for the lead in receiving in 2015.
- Alabama's all-time leader in every major receiving category, including receptions (228), receiving yards (3,463) and receiving TDs (31).
- Finished third in voting for the Heisman Trophy in 2014, when he led the nation with 124 receptions and 1,727 receiving yards to go along with 16 receiving TDs.

Career totals include 46 games played with 41 starts, 203 receptions for 2,903 (14.3 avg.) and 18 TDs.

2017: Played in 14 games with 12 starts in his third season with the Raiders...Finished with 680 yards on 48 receptions (14.2 avg.) with a career-high seven TDs...Earned AFC Offensive Player of the Week award in Week 7 vs. KC...Set the franchise record for most receptions through a player's first three seasons...(9/10) **at Ten:** Finished with five receptions for 62 yards and one TD...On the opening possession, hauled in two passes for 14 yards and one TD for the Raiders first score of the season...(9/17) **vs. NYJ:** Recorded four receptions for 33 yards in the win...(10/1) **at Den:** Totaled two receptions for nine yards...(10/15) **vs. LAC:** Recorded five receptions for 28 yards...(10/19) **vs. KC:** Totaled two TDs on 11 receptions for 210 yards (19.1 avg.), the second-most receiving yards in a game in club history...On the Raiders first offensive series, grabbed a 38-yard TD pass...Hauled in his second TD of the game, a 45-yard pass from Carr with 49 seconds left in the first quarter...His second 30-plus-yard TD of the night made him the first player in the league this season with two such TDs in a single game...Eclipsed the 100-yard mark for the first time in 2017 with a 14-yard pass at the beginning of the second quarter...Second multi-TD performance of his career...(10/29) **at Buf:** Caught five passes for 48 yards, marking the third consecutive game he recorded at least five receptions...Added one carry for four yards...(11/5) **at Mia:** Recorded 58 yards on four receptions (14.5 avg.) with a 26-yard long...(11/19) **vs. NE:** Finished the day with three receptions for 28 yards with one TD...(11/26) **vs. Den:** Hauled in a 9-yard TD reception from Carr in the second quarter...Marked the first time in his career he recorded a TD in back-to-back weeks...Exited the game with a concussion in the second quarter and did not return...(12/25) **at Phi:** Hauled in three catches for 66 yards with a 63-yard long for a TD in his return from an ankle injury...(12/31) **at LAC:** Totaled 115 yards on three receptions with one TD...Set a career long, hauling in an 87-yard TD pass from Carr in the second quarter, marking the Raiders longest play from scrimmage on the season...Ended the first half with 104 yards, marking the fifth time in his career he's crossed 100 yards in the first half of a game.

2016: Played in 16 games with 14 starts in his second season with the Silver and Black...Finished with 1,153 receiving yards on 83 receptions (13.9 avg.) and five TDs...Earned his second Pro Bowl selection and earned one Castrol Edge Clutch Performer of the Week award in Week 11 vs. Hou...Became just the third player in NFL history with 1,000 yards and 70 catches in each of his first two seasons...Set a franchise record with 15 receptions of at least 25 yards in a season, which was second in the NFL...Tied for the NFL lead with five TD receptions of at least 30 yards...His 1,153 receiving yards were eighth in the league...Posted four 100-yard games...(9/11) **at NO:** Started and recorded 137 yards, his sixth career 100-yard game...Finished with six catches for 137 yards (22.8 avg.) with a long of 43, the team's longest passing play of the day...Caught a pass from QB Derek Carr to complete the Raiders' first successful two-point conversion attempt of the game...(9/18) **vs. Atl:** Led the team with 71 yards on five catches...(9/25) **at Ten:** Hauled in four passes for 62 yards (15.5 avg.)...(10/2) **at Bal:** Recorded five catches for 48 yards in the comeback win...(10/9) **vs. SD:** Totaled 138 yards on six receptions (23.0 avg.) and a 64-yard TD, his first TD of the season...Passed former WR Rod Streater for most receiving yards through the first two seasons in franchise history on his 64-yard TD catch...Also registered his second two-point conversion of the season, giving the Raiders a three-point lead late in the third quarter...(10/16) **vs. KC:** Recorded 100 receptions for 129 yards, recording 100-plus yards for the eighth time in his career and first against the Chiefs...Eclipsed 100-plus receiving yards in the first half for the third time in his career...His ninth reception of the game – a 15-yard grab from Carr late in the second quarter, brought his career total to 107 – marked the most by a Raider through their first two seasons, passing Marcus Allen (106 from 1982-83)...(10/30) **at TB:** Set a career high with 12 receptions for 173 yards (14.4 avg.), adding one TD...On his 34-yard TD, he eclipsed 100-plus receiving yards for the fourth time on the year...Caught a 31-yard pass with the Raiders trailing late in the fourth quarter to set up a game-tying TD...His 12 receptions in the game tied for third most in franchise history...His 173 receiving yards brought his total for the month of October to 517 yards, having recorded 100-plus yards in three of the five games...(11/6) **vs. Den:** Recorded a game-high six receptions and tied a game-high 56 receiving yards...(11/21) **vs. Hou:** Finished with four receptions for 57 yards and one TD...Named the Castrol Edge Clutch Performer of the Week...Caught a 35-yard TD pass from Carr late in the fourth quarter to give the Raiders their fourth, fourth-quarter comeback victory of the year...(12/4) **vs. Buf:** Finished with two receptions for 59 yards (29.5 avg.) and a TD...His 37-yard TD gave him his fourth receiving TD of 30-yards-or-more, tied for most in the NFL...Eclipsed 2,000 career receiving yards, making him the seventh player in NFL history to record 2,000 yards receiving before the age of 23...(12/8) **at KC:** Totaled five receptions for 29 yards with a 10-yard long...Became the eighth player in NFL history to start his career with two


straight 70-catch seasons...Surpassed 1,000 receiving yards on the season, making him the seventh player in the league since the 1970 merger to start his career with back-to-back 1,000-yard receiving seasons...Became the third NFL player with 1,000 receiving yards and 70 catches in each of his first two seasons, joining Odell Beckham Jr. and Marques Colston...**(12/24) vs. Ind.:** Recorded five receptions for 76 yards (15.2 avg.)...**(1/1/17) at Den.:** Recorded the Raiders' first score of the game, hauling in a 32-yard TD pass from QB Connor Cook...Finished the day with four receptions for 39 yards and one TD...**Postseason: (1/7/17) at Hou.:** Hauled in two passes for 10 yards.

2015: Finished his rookie campaign with 16 games played (15 starts), 72 receptions for 1,070 yards and six TDs...Earned a trip to his first Pro Bowl...Also named to the Pro Football Writers of America's All-Rookie Team...Led all NFL rookies in receptions, receiving yards, receiving yards per game and tied for the lead in receiving TDs...Yardage total was the seventh best by a rookie since the 1970 AFL-NFL merger...Set franchise rookie records for receptions in just eight games and receiving yards in 11 games...Also holds franchise rookie record with five 100-yard receiving games...Recorded the most receptions (72) and tied for the most 100-yard games (five) by any NFL player 21 years old or younger...**(9/13) vs. Cin.:** Earned the start in his NFL debut...Caught five passes for a team-high 47 yards...**(9/20) vs. Bal.:** Started and recorded his first 100-yard game and first NFL TD, which came on a 68-yard pass from QB Derek Carr on the opening possession...Marked longest receiving TD by a rookie Raider since 2009...Finished with seven catches for 109 yards (15.6 avg.)...**(9/27) at Cle.:** Totaled 134 yards on eight receptions (16.8 avg.), notching his second straight 100-yard game...Tied Raiders' single-game receptions record for a rookie...First Raiders rookie with 100 yards receiving in back-to-back games since 1993, and the first Raider since 2005...**(10/4) at Chi.:** Hauled in four receptions for 49 yards with a 26-yard TD in the back of the end zone in the second quarter...**(10/11) vs. Den.:** Finished the game with four receptions for 47 yards...Recorded first career rushing attempt, a 2-yard gain, on a lateral pass from Carr...**(10/25) at SD:** Notched third 100-yard receiving game with five catches for 133 yards (26.6 avg.) with a 52-yard TD reception...Became the first rookie since Mike Ditka in 1961 with three 100-yard performances through his team's first six games...**(11/1) vs. NYJ:** Started and totaled five receptions for 46 yards...**(11/8) at Pit.:** Hauled in seven passes for 88 yards with a TD...Set the franchise rookie receptions record, passing Zach Miller (44 in 2007) and Tim Brown (43 in 1988)...**(11/15) vs. Min.:** Recorded five receptions for a team-leading 79 yards (15.8 avg.), including a 38-yard long...Became the third rookie since the 1970 merger with 700 receiving yards through nine games...**(11/29) at Ten.:** Caught seven passes for a game-high 115 yards (16.4 avg.) with a 41-yard long...Set franchise records for receiving yards by a rookie, passing Denarius Moore (three in 2011)...**(12/6) vs. KC:** Started and recorded four receptions for a team-leading 69 yards...**(12/20) vs. GB:** Recorded 120 yards on six receptions (20.0 avg.) with two TD receptions...Became the first Raiders rookie, and the first Raider since Randy Moss in 2005, to eclipse 1,000 receiving yards in a season...Is the fourth NFL player with 1,000 receiving yards at age 21 or younger...Set the franchise record for receiving TDs by a rookie wide receiver...Recorded the first multi-TD game by a Raiders rookie since Moore in 2011...Marked his fifth 100-yard game, tied for the third most by a rookie since 1960...**(1/3/16) at KC:** Started and hauled in two receptions for 20 yards...Passed Keenan Allen (71) for the most receptions by an NFL wide receiver 21 years old or younger.

COLLEGE: Played three years at Alabama, appearing in 40 games and making 30 starts...Finished his career as the Crimson Tide's most productive wide receiver in their illustrious history...Set school records with 228 receptions, 3,463 receiving yards and 31 receiving TDs...Averaged 15.2 yards per catch...Ranks near the top of the SEC's receiving record books in every major category, finishing third all-time in receptions, second all-time in receiving yards and tied for first in receiving TDs...Became just the second player in Alabama history to record two 1,000-yard receiving seasons (2012 and 2014)...Started all 14 games as a junior in 2014, producing one of the most prolific seasons in college football history...Finished with 124 receptions for 1,727 yards (13.9 avg.) and 16 TDs...Led the nation in receiving yards and receptions...His 124 receptions were the fourth most by any player from a Power Five conference in FBS history as well as a school and SEC record...Set Alabama and SEC records with his 1,727 receiving yards...Broke his own school mark (11 in 2012) with 16 receiving TDs...Recorded seven 100-yard receiving games, a single-season school record...Awarded the Biletnikoff Award, given annually to the nation's most outstanding receiver...Was a finalist for the Heisman Trophy, finishing third in the voting...Named SEC Offensive Player of the Year...A unanimous first-team All-American...Named first-team All-SEC by the Associated Press and league coaches...Finalist for the Walter Camp Player of the Year...Played in 12 games with seven starts as a sophomore...Totaled 45 receptions for 736 yards (16.4 avg.) and four TDs after injuries slowed him to start the year...His 45 receptions and 736 receiving yards led the team...Played in 14 games with nine starts as a true freshman, setting school freshman records...Posted 59 receptions for 1,000 yards (16.9 avg.) and 11 TDs...Led the team in all major receiving categories...Earned Freshman All-American honors...Selected to the SEC All-Freshman team by league coaches...Set an Alabama freshman record with 162 receiving yards on seven receptions against Tennessee...Posted six receptions for 105 yards and two TDs in Alabama's BCS National Championship Game victory against Notre Dame.

player from a Power Five conference in FBS history as well as a school and SEC record...Set Alabama and SEC records with his 1,727 receiving yards...Broke his own school mark (11 in 2012) with 16 receiving TDs...Recorded seven 100-yard receiving games, a single-season school record...Awarded the Biletnikoff Award, given annually to the nation's most outstanding receiver...Was a finalist for the Heisman Trophy, finishing third in the voting...Named SEC Offensive Player of the Year...A unanimous first-team All-American...Named first-team All-SEC by the Associated Press and league coaches...Finalist for the Walter Camp Player of the Year...Played in 12 games with seven starts as a sophomore...Totaled 45 receptions for 736 yards (16.4 avg.) and four TDs after injuries slowed him to start the year...His 45 receptions and 736 receiving yards led the team...Played in 14 games with nine starts as a true freshman, setting school freshman records...Posted 59 receptions for 1,000 yards (16.9 avg.) and 11 TDs...Led the team in all major receiving categories...Earned Freshman All-American honors...Selected to the SEC All-Freshman team by league coaches...Set an Alabama freshman record with 162 receiving yards on seven receptions against Tennessee...Posted six receptions for 105 yards and two TDs in Alabama's BCS National Championship Game victory against Notre Dame.

PERSONAL: Attended Miami (Fla.) Northwestern Senior High School...Teammates with current NY Jets QB Teddy Bridgewater...Caught 33 passes for 722 yards as a senior, earning a first-team Florida High School Sports Association 8A All-State selection...Totaled 16 receptions for 175 yards and four TDs as a junior in 2010...Participated in the Under Armour All-America Game, totaling a 75-yard receiving TD and a 93-yard punt return for a score...Listed as the nation's No. 7 wide receiver by ESPN...Joined the Raiders receiving corps in the Raiders bike giveaway, donating bikes to local children during the holiday season...Received his degree from Alabama in Spring 2018.



ADDITIONAL STATISTICS: Miscellaneous tackles – 1 in 2015, 1 in 2016, 3 in 2017; NFL totals: 5. Punt returns – 8 in 2015. Punt return yards – 41 in 2015.

SINGLE-GAME HIGHS: RECEIVING: Receptions – 12, 10/30/16 at TB. Yards – 210, 10/19/17 vs. KC. Long – 87t, 12/31/17 at LAC. Touchdowns – 2, two times; last: 10/19/17 vs. KC. RUSHING: Rushes – 1, five times; last: 10/29/17 at Buf. Yards – 4, 10/19/17 at Buf. Long – 4, 10/29 at Buf.

AMARI COOPER'S CAREER STATISTICS

Year	Team	GP	GS	RECEIVING					RUSHING					TOTAL OFFENSE
				Rec.	Yds.	Avg.	Lg.	TD	Att.	Yds.	Avg.	Lg.	TD	
2015	Oakland	16	15	72	1,070	14.9	68t	6	3	-3	-1.0	2	0	1,067
2016	Oakland	16	14	83	1,153	13.9	64t	5	1	0	0.0	0	0	1,153
2017	Oakland	14	12	48	680	14.2	87t	7	1	4	4.0	4	0	684
Totals		46	41	203	2,903	14.3	87t	18	5	1	0.2	4	0	2,904
POSTSEASON														
2016	Oakland	1	1	2	10	5.0	9	0	1	0	0.0	0	0	10
Totals		1	1	2	10	5.0	9	0	1	0	0.0	0	0	10

AMARI COOPER GAME-BY-GAME

2017, OAKLAND (6-10)

Date	Opp.	W/L	GP/GS	RECEIVING					RUSHING					TOTAL OFFENSE
				Rec.	Yds.	Avg.	Lg.	TD	Att.	Yds.	Avg.	Lg.	TD	
9/10	at Ten.	W	1/1	5	62	12.4	23	1	0	0	-	-	0	62
9/17	NYJ	W	1/1	4	33	8.3	16	0	0	0	-	-	0	33
9/24	at Was.	L	1/1	1	6	6.0	6	0	0	0	-	-	0	6
10/1	at Den.	L	1/1	2	9	4.5	8	0	0	0	-	-	0	9
10/8	Bal.	L	1/1	1	8	8.0	8	0	0	0	-	-	0	8
10/15	LAC	L	1/1	5	28	5.6	8	0	0	0	-	-	0	28
10/19	KC	W	1/1	11	210	19.1	45t	2	0	0	-	-	0	210
10/29	at Buf.	L	1/1	5	48	9.6	18	0	1	4	4.0	4	0	52
11/5	at Mia.	W	1/1	4	58	14.5	26	0	0	0	-	-	0	58
11/19	NE	L	1/1	3	28	9.3	13	1	0	0	-	-	0	28
11/26	Den.	W	1/1	1	9	9.0	9	1	0	0	-	-	0	9
12/3	NYG	W		(INACTIVE - CONCUSSION/ANKLE)										
12/10	at KC	L	1/1	0	0	-	-	0	0	0	-	-	0	0
12/17	Dal.	L		(INACTIVE - ANKLE)										
12/25	at Phi.	L	1/0	3	66	22.0	63t	1	0	0	-	-	0	66
12/31	at LAC	L	1/0	3	115	38.3	87t	1	0	0	-	-	0	115
Totals			14/12	48	680	14.2	87t	7	1	4	4.0	4	0	684


2016, OAKLAND (12-4)

Date	Opp.	W/L	GP/GS	RECEIVING					RUSHING					TOTAL OFFENSE
				Rec.	Yds.	Avg.	Lg.	TD	Att.	Yds.	Avg.	Lg.	TD	
9/11	at NO	W	1/1	6	137	22.8	43	0	0	0	-	-	0	137
9/18	Atl.	L	1/1	5	71	14.2	25	0	0	0	-	-	0	71
9/25	at Ten.	W	1/1	4	62	15.5	25	0	0	0	-	-	0	62
10/2	at Bal.	W	1/0	5	48	9.6	16	0	0	0	-	-	0	48
10/9	SD	W	1/1	6	138	23.0	64t	1	0	0	-	-	0	138
10/16	KC	L	1/1	10	129	12.9	24	0	0	0	-	-	0	129
10/23	at Jac.	W	1/1	4	29	7.3	18	0	0	0	-	-	0	29
10/30	at TB	W	1/1	12	173	14.4	34t	1	0	0	-	-	0	173
11/6	Den.	W	1/1	6	56	9.3	21	0	0	0	-	-	0	56
11/21	Hou.	W	1/1	4	57	14.3	35t	1	0	0	-	-	0	57
11/27	Car.	W	1/1	4	22	5.5	9	0	0	0	-	-	0	22
12/4	Buf.	W	1/1	2	59	29.5	37t	1	1	0	0.0	0	0	59
12/8	at KC	L	1/1	5	29	5.8	10	0	0	0	-	-	0	29
12/18	at SD	W	1/1	1	28	28.0	28	0	0	0	-	-	0	28
12/24	Ind.	W	1/1	5	76	15.2	34	0	0	0	-	-	0	76
1/1/17	at Den.	L	1/0	4	39	9.8	32t	1	0	0	-	-	0	39
Totals			16/14	83	1,153	13.9	64t	5	1	0	0.0	0	0	1,153
POSTSEASON														
1/7/17	at Hou.	L	1/1	2	10	5.0	9	0	1	0	0.0	0	0	10

AMARI COOPER GAME-BY-GAME

2015, OAKLAND (7-9)

Date	Opp.	W/L	GP/GS	RECEIVING					TD	RUSHING					TOTAL OFFENSE
				Rec.	Yds.	Avg.	Lg.			Att.	Yds.	Avg.	Lg.	TD	
9/13	Cin.	L	1/1	5	47	9.4	24	0	0	0	0	-	-	0	47
9/20	Bal.	W	1/1	7	109	15.6	68t	1	0	0	0	-	-	0	109
9/27	at Cle.	W	1/1	8	134	16.8	40	0	0	0	0	-	-	0	134
10/4	at Chi.	L	1/1	4	49	12.3	26t	1	0	0	0	-	-	0	49
10/11	Den.	L	1/1	4	47	11.8	21	0	1	2	2.0	2	0	0	49
10/25	at SD	W	1/0	5	133	26.6	52t	1	0	0	-	-	0	0	133
11/1	NYJ	W	1/1	5	46	9.2	13	0	1	2	2.0	2	0	0	48
11/8	at Pit.	L	1/1	7	88	12.6	21	1	0	0	-	-	0	0	88
11/15	Min.	L	1/1	5	79	15.8	38	0	0	0	-	-	0	0	79
11/22	at Det.	L	1/1	1	4	4.0	4	0	0	0	-	-	0	0	4
11/29	at Ten.	W	1/1	7	115	16.4	41	0	0	0	-	-	0	0	115
12/6	KC	L	1/1	4	69	17.3	23	0	1	-7	-7.0	-7	0	0	62
12/13	at Den.	W	1/1	0	0	-	-	0	0	0	-	-	0	0	0
12/20	GB	L	1/1	6	120	20.0	41	2	0	0	-	-	0	0	120
12/24	SD	W	1/1	2	10	5.0	7	0	0	0	-	-	0	0	10
1/3/16	at KC	L	1/1	2	20	10.0	14	0	0	0	-	-	0	0	20
Totals			16/15	72	1,070	14.9	68t	6	3	-3	-1.0	2	0		1,067



JAMES COWSER

47

LINEBACKER
6-3 | 245
SOUTHERN UTAH
NFL EXP.: 3
RAIDERS EXP.: 3

ACQUIRED: FA-'16
HOMETOWN:
FRUIT HEIGHTS, UTAH
BORN: 09/13/90



TRANSACTIONS: Signed by Oakland Raiders as an undrafted free agent, May 10, 2016...Waived by Raiders, Sept. 3, 2016...Signed by Raiders to practice squad, Oct. 4, 2016...Signed by Raiders to active roster, Nov. 26, 2016...Re-signed by Raiders as an exclusive rights free agent, April 9, 2018.

CAREER: Versatile linebacker enters his third season with the Silver and Black...Played in all 16 games for the first time in his career in 2017, contributing on both defense and special teams and totaling a career-high 20 tackles (17 solo) with one forced fumble and one fumble recovery...Appeared in six games in his rookie campaign in 2016...Career totals include 22 games played, totaling 28 tackles (21), one sack, one forced fumble and one fumble recovery.

2017: Played in all 16 games for the first time in his career, contributing on both defense and special teams...Totalled 20 tackles (17 solo), one forced fumble and one fumble recovery...**(9/10)**

at Ten: Played primarily on special teams, recording one special teams tackle...**(9/17)** **vs. NYJ:** Saw action as a reserve, tallying one tackle...**(9/24)** **at Was.:** Appeared on defense and special teams...Tallied four tackles (four) and one fumble recovery on defense...Added a fumble recovery of a muffed punt on special teams...**(10/8)** **vs. Bal.:** Contributed three tackles in a reserve role...**(10/15)** **vs. LAC:** Posted one tackle on defense...**(10/29)** **at Buf.:** Posted three tackles on defense and two special teams stops in the loss...**(11/19)** **vs. NE:** Posted three tackles in the loss...**(12/10)** **at KC:** Recorded four (three) tackles...**(12/31)** **at LAC:** Tallied one tackle on defense.

2016: Played in six games in his rookie campaign...Finished the season with six tackles (three solo) and one sack on defense, while adding one tackle and fumble recovery on special teams...**(11/27)** **vs. Car.:** Registered his first special teams tackle in his NFL debut...**(12/4)** **vs. Buf.:** Saw his first snaps on the defensive side of the ball and registered his first career sack, bringing QB Tyrod Taylor down for a 10-yard loss...**(12/8)** **at KC:** Recorded the first takeaway of his career, recovering a loose ball from a muffed punt...Finished with one tackle on defense in addition to his fumble recovery...**(12/18)** **at SD:** Recorded two tackles (one)...**(12/24)** **vs. Ind.:** Made two tackles (one) as a rotational player on defense and special teams...**(1/1/17)** **at Den.:** Tied a season high with two tackles and saw extensive time on special teams...**Postseason:** **(1/7/17)** **at Hou.:** Made one tackle on defense in his first career postseason appearance.

COLLEGE: Played four years at Southern Utah, setting the NCAA FCS record with 43.5 career sacks...Also set the Big Sky Conference record for sacks, posting double-digit numbers in three of his four collegiate seasons...Also broke the Big Sky Conference record with 80 career tackles for loss...As a senior, started all 12 games and recorded 13 sacks en route to FCS ADA Defensive Player of the Year and Big Sky Conference Defensive Player of the Year honors...Was named first-team Associated Press FCS All-American and Athletic Director's Association FCS All-American...Also a member of the STATS FCS All-American Team and a finalist for the STATS FCS Defensive Player of the Year Award...Totalled 68 tackles (34 solo), four forced fumbles and three fumble recoveries...Racked up 19 tackles for loss on the season...As a junior, played in 12 games and racked up 11.5 sacks and 28.5 tackles for loss...Also totaled 87 tackles (50), three forced fumbles and one fumble recovery...Named All-Big Sky Conference First Team, Walter Camp All-American First Team, Associated Press All-American Second Team and Sports Network All-American Second Team...Also named an FCS ADA Academic All-Star...As a sophomore, earned second-team All-Big Sky Conference and second-team Capital One Academic All-American honors...Totalled 77 tackles (44), 19 tackles for loss, 10.5 sacks, two forced fumbles and two fumble recoveries...As a freshman, totaled 61 tackles (32), 7.5 sacks, one INT, one forced fumble and one fumble recovery...Earned Freshman All-American honors and honorable mention All-Big Sky recognition...Redshirted as a freshman in 2009 prior to serving an LDS church mission...Graduated with a degree in psychology in 2014 and pursuing a master's degree in communication.

PERSONAL: Attended Davis High School in Kaysville, Utah...Earned consensus Utah 5A first-team all-state honors and was named Region ONE Defensive Player of the Year...Helped team to an appearance in the Utah 5A quarterfinals as a senior...Named Davis County Clipper's Mr. Football and named to the Ogden Standard Examiner First Team...Finished season with 94 tackles, including 15 sacks, 32 tackles for loss, 14 passes defended and three fumble recoveries...Also played basketball, garnering all-state Second Team recognition...Earned academic all-region honors in both football and basketball...Completed an internship with NFL China in Shanghai in the 2017 and 2018 offseason...Fluent in Mandarin, taking part in social media initiatives for ESPN China.

ADDITIONAL STATISTICS: Special teams tackles – 1 in 2016, 3 in 2017; NFL totals: 4.

SINGLE-GAME HIGHS: TACKLES: Total – 4, two times; last: 12/10/17 at KC. Solo – 4, 9/24/17 at Was. Sacks – 1, 12/4/16 vs. Buf. Forced fumbles – 1, 10/8/17 vs. Bal. Fumble recoveries – 1, 9/24/17 at Was.

JAMES COWSER'S CAREER STATISTICS

Year	Team	GP	GS	TACKLES					Yds.	INTERCEPTIONS					FUMBLES		
				Total	Solo	Asst.	Sacks			No.	Yds.	Lg.	TD	PD	FF	FR	Yds.
2016	Oakland	6	0	8	4	4	1.0	10.0		0	0	-	0	0	0	0	0
2017	Oakland	16	0	20	17	3	0.0	0.0		0	0	-	0	0	1	1	0
Totals		22	0	28	21	7	1.0	10.0		0	0	-	0	0	1	1	0
POSTSEASON																	
2016	Oakland	1	0	1	0	1	0.0	0.0		0	0	-	0	0	0	0	0
Totals		1	0	1	0	1	0.0	0.0		0	0	-	0	0	0	0	0


JAMES COWSER GAME-BY-GAME

2017, OAKLAND (6-10)

Date	Opp.	W/L	GP/GS	TACKLES					Yds.	INTERCEPTIONS					FUMBLES		
				Total	Solo	Asst.	Sacks			No.	Yds.	Lg.	TD	PD	FF	FR	Yds.
9/10	at Ten.	W	1/0	0	0	0	0.0	0.0		0	0	-	0	0	0	0	0
9/17	NYJ	W	1/0	1	1	0	0.0	0.0		0	0	-	0	0	0	0	0
9/24	at Was.	L	1/0	4	4	0	0.0	0.0		0	0	-	0	0	0	1	0
10/1	at Den.	L	1/0	0	0	0	0.0	0.0		0	0	-	0	0	0	0	0
10/8	Bal.	L	1/0	3	3	0	0.0	0.0		0	0	-	0	0	1	0	0
10/15	LAC	L	1/0	1	0	1	0.0	0.0		0	0	-	0	0	0	0	0
10/19	KC	W	1/0	0	0	0	0.0	0.0		0	0	-	0	0	0	0	0
10/29	at Buf.	L	1/0	3	2	1	0.0	0.0		0	0	-	0	0	0	0	0
11/5	at Mia.	W	1/0	0	0	0	0.0	0.0		0	0	-	0	0	0	0	0
11/19	NE	L	1/0	3	3	0	0.0	0.0		0	0	-	0	0	0	0	0
11/26	Den.	W	1/0	0	0	0	0.0	0.0		0	0	-	0	0	0	0	0
12/3	NYG	W	1/0	0	0	0	0.0	0.0		0	0	-	0	0	0	0	0
12/10	at KC	L	1/0	4	3	1	0.0	0.0		0	0	-	0	0	0	0	0
12/17	Dal.	L	1/0	0	0	0	0.0	0.0		0	0	-	0	0	0	0	0
12/25	at Phi.	L	1/0	0	0	0	0.0	0.0		0	0	-	0	0	0	0	0
12/31	at LAC	L	1/0	1	1	0	0.0	0.0		0	0	-	0	0	0	0	0
Totals			16/0	20	17	3	0.0	0.0		0	0	-	0	0	1	1	0

2016, OAKLAND (12-4)

Date	Opp.	W/L	GP/GS	TACKLES					Yds.	INTERCEPTIONS					FUMBLES		
				Total	Solo	Asst.	Sacks			No.	Yds.	Lg.	TD	PD	FF	FR	Yds.
9/11	at NO	W		(NOT ON ROSTER)													
9/18	Atl.	L		(NOT ON ROSTER)													
9/25	at Ten.	W		(NOT ON ROSTER)													
10/2	at Bal.	W		(NOT ON ROSTER)													
10/9	SD	W		(PRACTICE SQUAD)													
10/16	KC	L		(PRACTICE SQUAD)													
10/23	at Jac.	W		(PRACTICE SQUAD)													
10/30	at TB	W		(PRACTICE SQUAD)													
11/6	Den.	W		(PRACTICE SQUAD)													
11/21	Hou.	W		(PRACTICE SQUAD)													
11/27	Car.	W	1/0	0	0	0	0.0	0.0		0	0	-	0	0	0	0	0
12/4	Buf.	W	1/0	1	1	0	1.0	10.0		0	0	-	0	0	0	0	0
12/8	at KC	L	1/0	1	1	0	0.0	0.0		0	0	-	0	0	0	0	0
12/18	at SD	W	1/0	2	1	1	0.0	0.0		0	0	-	0	0	0	0	0
12/24	Ind.	W	1/0	2	1	1	0.0	0.0		0	0	-	0	0	0	0	0
1/1/17	at Den.	L	1/0	2	0	2	0.0	0.0		0	0	-	0	0	0	0	0
Totals			6/0	8	4	4	1.0	10.0		0	0	-	0	0	0	0	0
POSTSEASON																	
1/7/17	at Hou.	L	1/0	1	0	1	0.0	0.0		0	0	-	0	0	0	0	0



ANDREW DePAOLA

48

LONG SNAPPER
6-2 | 230
RUTGERS
NFL EXP.: 5
RAIDERS EXP.: 1

ACQUIRED: UFA-'18 (Chi.)
HOMETOWN:
PARKTON, MD.
BORN: 07/28/87



TRANSACTIONS: Signed by Tampa Bay Buccaneers as an undrafted free agent, Aug. 6, 2012...Waived by Buccaneers, Aug. 27, 2012...Signed by the Buccaneers as a free agent, Jan. 2, 2013...Waived by Buccaneers, Aug. 31, 2013...Signed by the Buccaneers May 14, 2014...Re-signed by Buccaneers as exclusive rights free agent, Apr. 5, 2016...Re-signed by Buccaneers as an unrestricted free agent, Aug. 22, 2017...Waived by Buccaneers, Sept. 1, 2017...Acquired via waivers by Chicago Bears, Sept. 3, 2017...Signed by Oakland Raiders as a free agent, March 16, 2018.

CAREER: Veteran long snapper enters his first season with the Silver and Black after signing with the team this past offseason...Handled long-snapping duties for the Chicago Bears last season after spending three seasons (2014-16) with the Tampa Bay Buccaneers...Has appeared in 48 straight games during his four years in the league...Spent the 2012 and 2013 training camps with the Buccaneers.

AT A GLANCE

- Enters his first season with the Silver and Black, signing with the team this offseason after stops with the Chicago Bears and Tampa Bay Buccaneers.
- Appeared in 39 games during his career at Rutgers (2005-09), including every game his final three seasons.

2017 (with Chi.): Played in all 16 games for Chicago after spending all of training camp and preseason with Tampa Bay...Helped P Pat O'Donnell set career highs in punts (87), yards (4,7087) and average (47.0), finishing in the top-10 in the league in each category...(9/10) **vs. Atl.:** Snapped on five punts...(9/24) **vs. Pitt.:** Snapped for six punts...(10/9) **vs. Min.:** Snapped on seven punts...(10/15) **vs. Bal.:** Snapped on nine punts...Also snapped for two FGs and three PATs...(10/22) **vs. Car.:** Snapped on six punts...(11/12) **vs. GB:** Snapped for three FGs and one PAT...(11/19) **vs. Det.:** Snapped on two FG attempts and three PATs...(11/26) **at Phi.:** Snapped on six punts...(12/24) **vs. Cle.:** Snapped for eight punts...(12/31) **at Min.:** Snapped for seven punts.

2016 (with TB): Played in all 16 contests for the third consecutive season...Snapped for K Roberto Aguayo in his rookie season as he connected on 32-of-34 extra points...Helped P Bryan Anger finish tied third in the league with 37 punts placed inside the opponents' 20-yard line in his first season with the Buccaneers...(9/11) **at Atl.:** Snapped on one FG and four PATs...(9/18) **at Ari.:** Snapped on six punts...(10/2) **vs. Den.:** Snapped on seven punts...(10/10) **at Car.:** Snapped on five FG attempts...(10/23) **at SF:** Snapped on three FG attempts and four PATs...(11/13) **vs. Chi.:** Snapped on five punts...(12/11) **vs. NO:** Snapped on three FGs and one PAT...(1/1/17) **vs. Car.:** Snapped on five punts.

2015 (with TB): Played in all 16 contests and recorded four special teams tackles for the second straight year...Helped P Jake Schum set a career high with 56 punts for 2,348 yards...(9/13) **vs. Ten.:** Recorded one special teams tackle...(9/27) **at Hou.:** Made one stop on special teams...Also snapped for seven punts...(10/11) **vs. Jac.:** Snapped for three FGs and three PATs...(10/25) **at Was.:** Snapped for three FGs and three PATs...(11/22) **at Phi.:** Snapped for one FG and six PATs...(11/29) **at Ind.:** Recorded one tackle on special teams...(12/13) **vs. NO:** Snapped for five punts...(12/27) **vs. Chi.:** Registered on special teams tackle.

2014 (with TB): Played in all 16 games on the season and registered four special teams tackles...(9/7) **vs. Car.:** Made his NFL debut and recorded one special teams tackle...(10/5) **at NO:** Registered one stop on special teams...(10/26) **vs. Min.:** Recorded on special teams stop...(12/14) **at Car.:** Made one tackle on special teams

COLLEGE: Appeared in 39 games during his career at Rutgers (2005-09), including every game his final three seasons...Recorded five tackles (three solo) during the 2009 season...Served as the Scarlet Knights primary holder for field goals from 2007-09...Redshirted as a true freshman in 2005.

PERSONAL: Attended Hereford High School in Parkton, Md. ...Played quarterback and was a three-year starter...Threw for 2,092 yards with 22 TDs as a senior, earning All-Metro and All-State honors...Earned All-County honors two times...Named Baltimore County Offensive Player of the Year by the Baltimore Sun...Also earned All-Metro honors as a baseball player...Last name is pronounced Dee-PAUL-uh.

ADDITIONAL STATISTICS: Special teams tackles – 4 in 2014, 4 in 2015, 1 in 2017; NFL totals: 9. Miscellaneous tackles –2 in 2017.

ANDREW DePAOLA'S GAMES PLAYED/STARTED

Year	Team	GP	GS
2014	Tampa Bay	16	0
2015	Tampa Bay	16	0
2016	Tampa Bay	16	0
2017	Chicago	16	0
Totals		64	0



MARIO EDWARDS JR. 97

DEFENSIVE END
6-3 | 280
FLORIDA STATE
NFL EXP.: 4
RAIDERS EXP.: 4

ACQUIRED: D2-'15
HOMETOWN:
GAUTIER, MISS.
BORN: 01/25/94



TRANSACTIONS: Selected by Oakland Raiders in the second round (35th overall) of the 2015 NFL Draft, May 1, 2015.

CAREER: Versatile defensive lineman enters his fourth season with the Silver and Black...Has appeared in 30 career games with 24 starts, totaling 68 tackles (48 solo), 5.5 sacks, three forced fumbles and three passes defended...Matched a career high with 14 games played in 2017 and set a career high with 3.5 sacks...Had his 2016 season significantly shortened by a hip injury suffered in the preseason, as he appeared in only two games...Played in 14 games with 10 starts as a rookie, recording 41 tackles (31), two sacks, three forced fumbles and three passes defended.

2017: Started all 14 games he played in, missing two games with an ankle injury...Posted 23 tackles (15 solo) and a career-high 3.5 sacks...**(9/10) at Ten.:** Started and recorded his first half-sack of the year, combining with DT Justin Ellis to take down QB Marcus Mariota for a 1-yard loss...**(9/17) vs. NYJ:** Recorded one tackle and added a career-high 1.5 sacks...Sacked QB Josh McCown for a 1-yard loss in the first quarter...Split a sack of McCown with DL Denico Autry in the third quarter, dropping McCown for a 4-yard loss...**(9/24) at Was.:** Posted two tackles (one)...**(10/1) at Den.:** Recorded his third sack of the season, marking a single-season career high, as he took down QB Trevor Siemian for a 10-yard loss...**(10/8) vs. Bal.:** Talled three tackles (two) in the loss...**(10/15) vs. LAC:** Was active throughout the contest, posting a season-high six tackles (four)...**(10/19) vs. KC:** Made one tackle in the victory...**(10/29) at Buf.:** Posted three tackles (two) in the loss...**(11/5) at Mia.:** Recorded two tackles and a half-sack...Split a sack of QB Jay Cutler with LB Bruce Irvin for a loss of two yards in the fourth quarter...**(11/26) vs. Den.:** Talled three tackles in the victory...**(12/10) at KC:** Started at defensive end before leaving the game in the first half due to an ankle injury...**(12/31) at LAC:** Started but left the game in the first half with an ankle injury.

2016: Played in two regular season games after being placed on the Reserve/Injured List due to a hip injury suffered in the preseason...Was activated to the roster on Dec. 23...Played in the regular season's final two games, tallying four tackles (two solo) and started in his first career playoff game...**(12/24) vs. Ind.:** Served as a rotational player on the defensive line in his first action of the season and recorded two tackles (one)...**(1/1/17) at Den.:** Talled two stops (one) in the regular season finale...**Postseason: (1/7/17) at Hou.:** Made his postseason debut, registering five tackles (four).

AT A GLANCE

- In 2017, set a career high in games started (14) and sacks (3.5).
- Made a big impact as a rookie in 2015, recording 41 tackles (31 solo) with two sacks and three forced fumbles in 14 games with 10 starts, before being sidelined with injury.
- Media and coaches named him to the All-ACC First Team as a junior at Florida State, and the coaches to the All-ACC Third Team in 2012.
- Father, Mario, was also a star player at FSU and played five seasons as a cornerback in the NFL, including one under Jon Gruden when he was the head coach of the Tampa Bay Buccaneers.



2015: Played in 14 games with 10 starts in his rookie season that was cut short by injury...Started 10 straight games at defensive end, defensive tackle and outside linebacker before suffering a season-ending neck injury in Week 15...Racked up 41 tackles (30 solo), two sacks, two passes defended and three forced fumbles...Placed on the Reserve/Injured List on Dec. 23...Named to Gil Brandt's All-Rookie Team...**(9/13) vs. Cin.:** Made NFL debut, seeing limited time on defense...**(10/4) at Chi.:** Played significant snaps on defense, posting first career solo tackle...Credited with a forced fumble with a hit on TE Martellus Bennett in the first quarter...**(10/11) vs. Den.:** Made first career start at defensive tackle...Credited with six tackles (four) and shared first career sack...Got to QB Peyton Manning for a 4-yard loss on a fourth quarter drive...**(10/25) at SD:** Credited with two solo tackles and one pass defended...**(11/1) vs. NYJ:** Talled five tackles (four)...**(11/8) at Pit.:** Recorded four tackles (three)...**(11/15) vs. Min.:** Recorded an outstanding all-around performance, leading the team with a season-high 11 tackles (eight)...Recorded his first full sack, dropping QB Teddy Bridgewater along the sideline for a 6-yard loss and forcing a fumble in the first quarter...Earned Pepsi NFL Rookie of the Week honors for his performance...**(11/22) at Det.:** Posted three tackles (two) and one pass defended...**(11/29) at Ten.:** Totaled three tackles (two)...**(12/6) vs. KC:** Shared a sack of QB Alex Smith for a 4-yard loss on the Chiefs' opening drive of the game...Finished with one solo tackle...**(12/13) at Den.:** Poked the ball away from RB Ronnie Hillman on a second quarter swing pass, forcing a fumble and notching a tackle for a 5-yard loss...Batted a QB Brock Osweiler pass in the third quarter...Credited with four tackles (three)...**(12/20) vs. GB:** Assisted on a tackle before leaving the game with a neck injury in the first quarter.

COLLEGE: Played three years at Florida State...Appeared in 36 games with 26 starts, primarily at defensive end...Also saw action at defensive tackle, Jack linebacker and fullback in some jumbo goal-line packages...Totaled 89 tackles (52 solo), 23 tackles for loss, eight sacks, seven passes defended, three forced fumbles and two fumble recoveries...Started all 13 games as a junior, totaling 11 tackles for loss on the season...Named All-ACC First Team by the coaches and media...Also earned Sports Illustrated second-team All-American honors in 2014...Two-time ACC Defensive Lineman of the Week...Established career-high marks in tackles (44), passes defended (five) and forced fumbles (two)...As a sophomore, started at right end for the nation's third-ranked total defense (281.4 yards per game) and number one scoring defense (12.1 points per game)...Named one of the top defensive linemen in the conference by league coaches as a third-team All-ACC selection...Made 11 starts and appeared in 12 games as a sophomore, totaling 28 tackles (19)...Made two fumble recoveries, one returned for a TD, one forced fumble, 9.5 tackles for loss, 3.5 sacks and one INT...Had a monster performance in the BCS National Championship Game, totaling a career-high three tackles for loss including a sack...As a freshman, appeared in 11 games with two starts...Projected to redshirt in 2012, but was forced into action due to injury...Became the only true freshman to register a start for the Seminoles on defense.

PERSONAL: Attended two different high schools in Denton, Texas and was the near-consensus top rated prospect in the nation...Was a three-sport star athlete in football, baseball and track at Prosper High School, starting at defensive end for the state champion Eagles...Recorded 69 tackles and three sacks as a freshman on top of catching 17 passes for 361 yards and three TDs...Transferred to Billy Ryan High School for his junior and senior seasons...As a junior, recorded 127 tackles, 50 tackles for loss and 18 sacks, leading the school to a state runner-up finish...Named the Texas Class 4A Defensive Player of the Year by the Associated Press in 2011...As a senior, recorded 72 tackles and 11 sacks...Named the USA Today High School Defensive Player of the Year...Earned All-American honors from USA Today, Parade, Sports Illustrated (second team) and ESPN...One of just four players given a perfect 100 rating by 247Sports, being named their 2012 Defensive Player of the Year...Listed as No. 1 prospect by ESPN, Scout and 247Sports...Rivals.com listed him at No. 3 nationally...Also competed as a shot putter in his final two years of high school, recording a top throw of 15.08 meters, finishing first in the 2012 Richardson Invitational...His father, Mario Edwards, was also a former FSU star and played five NFL seasons as a cornerback, four with the Dallas Cowboys (2000-03) and one with the Tampa Bay Buccaneers (2004), where he played for Raiders' current head coach Jon Gruden.

SINGLE-GAME HIGHS: TACKLES: Total – 11, 11/15/15 vs. Min. Solo – 8, 11/15/15 vs. Min. Sacks – 1.5, 9/17/17 vs. NYJ. Passes defended – 1, three times; last: 12/13/15 at Den. Forced fumbles – 1, three times; last: 12/13/15 at Den.

MARIO EDWARDS JR.'S CAREER STATISTICS

Year	Team	GP	GS	TACKLES					INTERCEPTIONS					FUMBLES		
				Total	Solo	Asst.	Sacks	Yds.	No.	Yds.	Lg.	TD	PD	FF	FR	Yds.
2015	Oakland	14	10	41	31	10	2.0	10.0	0	0	-	0	3	3	0	0
2016	Oakland	2	0	4	2	2	0.0	0.0	0	0	-	0	0	0	0	0
2017	Oakland	14	14	23	15	8	3.5	14.5	0	0	-	0	0	0	0	0
Totals		30	24	68	48	20	5.5	24.5	0	0	-	0	3	3	0	0
POSTSEASON																
2016	Oakland	1	1	5	4	1	0.0	0.0	0	0	-	0	0	0	0	0
Totals		1	1	5	4	1	0.0	0.0	0	0	-	0	0	0	0	0

MARIO EDWARDS JR. GAME-BY-GAME

2017, OAKLAND (6-10)

Date	Opp.	W/L	GP/GS	TACKLES					INTERCEPTIONS					FUMBLES		
				Total	Solo	Asst.	Sacks	Yds.	No.	Yds.	Lg.	TD	PD	FF	FR	Yds.
9/10	at Ten.	W	1/1	1	1	0	0.5	0.5	0	0	-	0	0	0	0	0
9/17	NYJ	W	1/1	1	1	0	1.5	3.0	0	0	-	0	0	0	0	0
9/24	at Was.	L	1/1	2	1	1	0.0	0.0	0	0	-	0	0	0	0	0
10/1	at Den.	L	1/1	1	1	0	1.0	10.0	0	0	-	0	0	0	0	0
10/8	Bal.	L	1/1	3	2	1	0.0	0.0	0	0	-	0	0	0	0	0
10/15	LAC	L	1/1	6	4	2	0.0	0.0	0	0	-	0	0	0	0	0
10/19	KC	W	1/1	1	1	0	0.0	0.0	0	0	-	0	0	0	0	0
10/29	at Buf.	L	1/1	3	2	1	0.0	0.0	0	0	-	0	0	0	0	0
11/5	at Mia.	W	1/1	2	2	0	0.5	1.0	0	0	-	0	0	0	0	0
11/19	NE	L	1/1	0	0	0	0.0	0.0	0	0	-	0	0	0	0	0
11/26	Den.	W	1/1	3	0	3	0.0	0.0	0	0	-	0	0	0	0	0
12/3	NYG	W	1/1	0	0	0	0.0	0.0	0	0	-	0	0	0	0	0
12/10	at KC	L	1/1	0	0	0	0.0	0.0	0	0	-	0	0	0	0	0
12/17	Dal.	L		(INACTIVE - ANKLE)												
12/25	at Phi.	L		(INACTIVE - ANKLE)												
12/31	at LAC	L	1/1	0	0	0	0.0	0.0	0	0	-	0	0	0	0	0
Totals			14/14	23	15	8	3.5	14.5	0	0	-	0	0	0	0	0

MARIO EDWARDS JR. GAME-BY-GAME

2016, OAKLAND (12-4)

Date	Opp.	W/L	GP/GS	TACKLES					No.	INTERCEPTIONS				FUMBLES		
				Total	Solo	Asst.	Sacks	Yds.		Yds.	Lg.	TD	PD	FF	FR	Yds.
9/11	at NO	W						(RESERVE/INJURED LIST - HIP)								
9/18	Atl.	L						(RESERVE/INJURED LIST - HIP)								
9/25	at Ten.	W						(RESERVE/INJURED LIST - HIP)								
10/2	at Bal.	W						(RESERVE/INJURED LIST - HIP)								
10/9	SD	W						(RESERVE/INJURED LIST - HIP)								
10/16	KC	L						(RESERVE/INJURED LIST - HIP)								
10/23	at Jac.	W						(RESERVE/INJURED LIST - HIP)								
10/30	at TB	W						(RESERVE/INJURED LIST - HIP)								
11/6	Den.	W						(RESERVE/INJURED LIST - HIP)								
11/21	Hou.	W						(RESERVE/INJURED LIST - HIP)								
11/27	Car.	W						(RESERVE/INJURED LIST - HIP)								
12/4	Buf.	W						(RESERVE/INJURED LIST - HIP)								
12/8	at KC	L						(RESERVE/INJURED - DESIGNATED FOR RETURN LIST - HIP)								
12/18	at SD	W						(RESERVE/INJURED - DESIGNATED FOR RETURN LIST - HIP)								
12/24	Ind.	W	1/0	2	1	1	0.0	0.0	0	0	-	0	0	0	0	0
1/1/17	at Den.	L	1/0	2	1	1	0.0	0.0	0	0	-	0	0	0	0	0
Totals			2/0	4	2	2	0.0	0.0	0	0	-	0	0	0	0	0
POSTSEASON																
1/7/17	at Hou.	L	1/1	5	4	1	0.0	0.0	0	0	-	0	0	0	0	0

2015, OAKLAND (7-9)

Date	Opp.	W/L	GP/GS	TACKLES					No.	INTERCEPTIONS				FUMBLES		
				Total	Solo	Asst.	Sacks	Yds.		Yds.	Lg.	TD	PD	FF	FR	Yds.
9/13	Cin.	L	1/0	0	0	0	0.0	0.0	0	0	-	0	0	0	0	0
9/20	Bal.	W	1/0	0	0	0	0.0	0.0	0	0	-	0	0	0	0	0
9/27	at Cle.	W	1/0	0	0	0	0.0	0.0	0	0	-	0	0	0	0	0
10/4	at Chi.	L	1/0	1	1	0	0.0	0.0	0	0	-	0	0	1	0	0
10/11	Den.	L	1/1	6	4	2	0.5	2.0	0	0	-	0	0	0	0	0
10/25	at SD	W	1/1	2	2	0	0.0	0.0	0	0	-	0	1	0	0	0
11/1	NYJ	W	1/1	5	4	1	0.0	0.0	0	0	-	0	0	0	0	0
11/8	at Pit.	L	1/1	4	3	1	0.0	0.0	0	0	-	0	0	0	0	0
11/15	Min.	L	1/1	11	8	3	1.0	6.0	0	0	-	0	0	1	0	0
11/22	at Det.	L	1/1	3	2	1	0.0	0.0	0	0	-	0	1	0	0	0
11/29	at Ten.	W	1/1	3	2	1	0.0	0.0	0	0	-	0	0	0	0	0
12/6	KC	L	1/1	1	1	0	0.5	2.0	0	0	-	0	0	0	0	0
12/13	at Den.	W	1/1	4	3	1	0.0	0.0	0	0	-	0	1	1	0	0
12/20	GB	L	1/1	1	1	0	0.0	0.0	0	0	-	0	0	0	0	0
12/24	SD	W						(RESERVE/INJURED LIST - NECK)								
1/3/16	at KC	L						(RESERVE/INJURED LIST - NECK)								
Totals			14/10	41	31	10	2.0	10.0	0	0	-	0	3	3	0	0



JUSTIN ELLIS

78

DEFENSIVE TACKLE
6-2 | 335
LOUISIANA TECH
NFL EXP.: 5
RAIDERS EXP.: 5

ACQUIRED: D4a-14
HOMETOWN:
MONROE, LA.
BORN: 12/27/90



TRANSACTIONS: Selected by Oakland Raiders in the fourth round (107th overall) of the 2014 NFL Draft, May 10, 2014.

CAREER: Run-stopping defensive tackle has played in 60 games with 41 starts for Oakland over his first four NFL seasons...Has totaled 134 tackles (82 solo), a half-sack and three passes defended...Appeared in 16 games with 14 starts, setting a career-high with 44 tackles and recording his first 0.5 sack in 2017...Played in all 16 games for the second time in his career, finishing with 29 tackles (16) in 2016...In 2015, played in 12 games, with nine starts and amassed 22 tackles (15)...Missed four games due to an ankle injury...As a rookie, played in all 16 games, starting 14, and earned a spot on the Sports Illustrated and Pro Football Writers of America All-Rookie teams.

AT A GLANCE

- Fifth-year defensive tackle has played in 60 games with 41 starts over four seasons in the NFL.
- Played in all 16 games with 14 starts as a rookie, earning a spot on the Sports Illustrated and Pro Football Writers of America All-Rookie Team.
- Earned All-Conference USA honorable mention as a senior at Louisiana Tech.
- Finished his collegiate career with 102 tackles (37 solo) 2.5 sacks, three passes defended, two forced fumbles and two fumble recoveries.

2017: Played in all 16 games for the second straight year and tied a career high with 14 starts...Totaled a career-high 44 tackles (30 solo) and his first 0.5 sacks...**(9/10) at Ten.:** Recorded his first half-sack of the season, combining with DE Mario Edwards Jr. to take down QB Marcus Mariota for a 1-yard loss...**(9/17) vs. NYJ:** Started and helped limit the Jets to 271 yards of total offense...**(9/24) at Was.:** Started and tallied a career-high six tackles...**(10/1) at Den.:** Registered two tackles (one)...**(10/8) vs. Bal.:** Made one tackle...**(10/15) vs. LAC:** Contributed five tackles (four), helping the defense hold the Chargers to just 80 rushing yards...**(10/19) vs. KC:** Posted five tackles in the win...**(10/29) at Buf.:** Posted four tackles in the loss...**(11/5) at Mia.:** Made two tackles in the win...**(11/19) vs. NE:** Registered two tackles (one) on the afternoon...**(11/26) vs. Den.:** Helped limit the Broncos to just 59 rushing yards and contributed one tackle...**(12/3) vs. NYG:** Posted two tackles while limiting the Giants to 65 yards on the ground...**(12/10) at KC:** Was in on five tackles on the afternoon...**(12/17) vs. Dal.:** Posted five tackles...**(12/25) at Phi.:** Started at nose tackle...**(12/31) at LAC:** Tallied three tackles.

2016: Played in all 16 games for the second time in his three-year career...Served as a rotational player on the defensive line while also starting four games...Finished with 29 tackles (16 solo)...**(9/11) at NO:** Recorded two tackles while helping hold the Saints' rushing attack to under 100 yards...**(9/18) vs. Atl.:** Registered one tackle in the home opener...**(9/25) at Ten.:** Totaled two tackles (one) in his third start of the season...**(10/2) at Bal.:** Registered one tackle...**(10/9) vs. SD:** Recorded four tackles (two) in the victory...**(10/16) vs. KC:** Substituted in on the defensive line throughout the game, registering three tackles (two)...**(10/23) at Jac.:** Collected one tackle...**(11/6) vs. Den.:** Recorded two tackles on the defensive line...Part of a defensive line that held the Broncos to 33 rushing yards...**(11/21) vs. Hou.:** Registered three tackles (one) while also seeing playing time on the special teams unit...**(11/27) vs. Car.:** Tallied two tackles in the win...**(12/4) vs. Buf.:** Recorded two tackles and played on special teams...**(12/8) at KC:** Recorded one tackle as a rotational player...**(12/18) at SD:** Notched one tackle rotating in on the defensive line and also saw playing time on special teams...**(12/24) vs. Ind.:** Made two tackles in the victory...**(1/1/17) at Den.:** Notched two stops...**Postseason:** **(1/7/17) at Hou.:** Made his first career postseason appearance, notching five tackles (one) while also seeing limited time on special teams.

2015: Saw action in 12 games with nine starts, missing time early in the season with an ankle injury...Posted 22 tackles (15 solo) and two passes defended on the year...**(9/13) vs. Cin.:** Started season opener, but left game with an ankle injury in the first quarter...**(10/4) at Chi.:** Returned to action after missing two games due to injury...Posted two tackles (one)...**(11/1) vs. NYJ:** Returned to action after missing two games...Recorded one solo tackle...**(11/8) at Pitt.:** Totaled two solo tackles...**(11/15) vs. Min.:** Made first start since season opener...Credited with two tackles (one)...**(11/22) at Det.:** Credited with a pass defended and posted one solo tackle...**(11/29) at Ten.:** Recorded three tackles (two)...Helped limit the Titans to just 2.4 yards per rushing attempt and 44 yards on the ground...**(12/6) vs. KC:** Assisted on two tackles and was credited with a pass defended...**(12/13) at Den.:** Part of a stout defensive effort, as the Raiders limited Denver to 1.6 yards per carry on the ground and kept the Broncos out of the end zone...**(12/20) vs. GB:** Credited with one solo tackle...**(12/24) vs. SD:** Helped limit San Diego to just 2.9 yards per carry on the ground...Credited with three tackles (two)...**(1/3/16) at KC:** Set a season high with four tackles (three).



2014: Played in all 16 games with 14 starts in the interior defensive line as a rookie...Recorded 39 tackles (21 solo) and one pass defended...Named to Sports Illustrated and Pro Football Writers of America All-Rookie Team...(9/7) at NYJ: Made NFL debut, recording two tackles (one)...(9/14) vs. Hou.: Posted three solo tackles...(9/21) at NE: Made first career start at nose tackle...Recorded three tackles (one)...(9/28) vs. Mia.: Made second straight start at nose tackle...Credited with two tackles (one)...(10/12) vs. SD: Tied a career-high four tackles (two)...(10/19) vs. Ari.: Totaled two tackles (one)...(10/26) at Cle.: Posted two assisted tackles...Helped limit the NFL's sixth-ranked rushing offense to just 1.6 yards per carry...(11/2) vs. Sea.: Posted three tackles (two)...(11/9) vs. Den.: Recorded first career pass defended, batting down a QB Peyton Manning pass...(11/16) at SD: Recorded three tackles (two)...(11/20) vs. KC: Assisted on two tackles...(11/30) at StL.: Recorded one solo stop...(12/7) vs. SF: Credited with three solo tackles...(12/14) at KC: Tied a season high with four tackles (three)...(12/21) vs. Buf.: Part of a dominant defensive effort, helping limit Buffalo to just 13 rushing yards, which tied for the third lowest opponent total in franchise history...Assisted on three tackles...(12/28) at Den.: Credited with two tackles (one) in season finale.

COLLEGE: Played four years at Louisiana Tech...Started 25-of-37 games, with 14 coming at defensive tackle and 11 at nose guard...Finished with 102 tackles (37 solo), 2.5 sacks, three passes defended, two forced fumbles and two fumble recoveries...Started all 12 games as a senior, finishing the season with 48 tackles (15)...Added 1.5 sacks and one pass defended...Earned All-Conference USA honorable mention...Played in eight games with two starts as a junior, due to injury...Recorded 21 tackles (nine) with two forced fumbles and one pass defended...Played in a career-high 13 games with 11 starts as a sophomore...Earned a second-team All-WAC selection...Recorded 29 tackles (11), one sack and one pass defended...Played in four games as a redshirt freshman...Recorded four tackles and 0.5 sacks and one fumble recovery...Redshirted as a true freshman.

PERSONAL: Attended Neville High School in Monroe, La. ...Two-time first-team All-District 2-4A...Named first-team all-state by the Louisiana Sports Writers Association as a senior...Named second-team all-state by the Louisiana Football Coaches Association as a junior...Two-time All-Northeast Louisiana by the Monroe News-Star...Also lettered for three years on the track and field team, competing in the shot put...Finished third in the state of Louisiana in the shot put as a junior...One of the Raiders' most active community participants, participating in multiple community events throughout his four years in Oakland, including hospital visits, football camps and in 2017, helped the Raiders host the UCSF Benioff Children's Hospital Pediatric Prom...Hosted his first annual "Skills and Drills" football camp in his hometown prior to the 2017 season.

ADDITIONAL STATISTICS: Blocked kicks – 1 in 2017; NFL totals: 1.

SINGLE-GAME HIGHS: TACKLES: Total – 6, 9/24/17 at Was. Solo – 4, three times; last: 12/17/17 vs. Dal. Sacks – 0.5, 9/10/17 at Ten. Passes defended – 1, three times; last: 12/6/15 vs. KC.

JUSTIN ELLIS' CAREER STATISTICS

Year	Team	GP	GS	TACKLES					Yds.	INTERCEPTIONS					FUMBLES		
				Total	Solo	Asst.	Sacks			No.	Yds.	Lg.	TD	PD	FF	FR	Yds.
2014	Oakland	16	14	39	21	18	0.0	0.0		0	0	-	0	1	0	0	0
2015	Oakland	12	9	22	15	7	0.0	0.0		0	0	-	0	2	0	0	0
2016	Oakland	16	4	29	16	13	0.0	0.0		0	0	-	0	0	0	0	0
2017	Oakland	16	14	44	30	14	0.5	0.5		0	0	-	0	0	0	0	0
Totals		60	41	134	82	52	0.5	0.5		0	0	-	0	3	0	0	0
POSTSEASON																	
Year	Team	GP	GS	Total	Solo	Asst.	Sacks	Yds.		No.	Yds.	Lg.	TD	PD	FF	FR	Yds.
2016	Oakland	1	0	5	1	4	0.0	0.0		0	0	-	0	0	0	0	0
Totals		1	0	5	1	4	0.0	0.0		0	0	-	0	0	0	0	0

JUSTIN ELLIS GAME-BY-GAME

2017, OAKLAND (6-10)

Date	Opp.	W/L	GP/GS	TACKLES					Yds.	INTERCEPTIONS					FUMBLES		
				Total	Solo	Asst.	Sacks			No.	Yds.	Lg.	TD	PD	FF	FR	Yds.
9/10	at Ten.	W	1/1	1	1	0	0.5	0.5		0	0	-	0	0	0	0	0
9/17	NYJ	W	1/1	0	0	0	0.0	0.0		0	0	-	0	0	0	0	0
9/24	at Was.	L	1/1	6	2	4	0.0	0.0		0	0	-	0	0	0	0	0
10/1	at Den.	L	1/1	2	1	1	0.0	0.0		0	0	-	0	0	0	0	0
10/8	Bal.	L	1/1	1	1	0	0.0	0.0		0	0	-	0	0	0	0	0
10/15	LAC	L	1/1	5	4	1	0.0	0.0		0	0	-	0	0	0	0	0
10/19	KC	W	1/1	5	3	2	0.0	0.0		0	0	-	0	0	0	0	0
10/29	at Buf.	L	1/1	4	3	1	0.0	0.0		0	0	-	0	0	0	0	0
11/5	at Mia.	W	1/1	2	2	0	0.0	0.0		0	0	-	0	0	0	0	0
11/19	NE	L	1/1	2	1	1	0.0	0.0		0	0	-	0	0	0	0	0
11/26	Den.	W	1/1	1	1	0	0.0	0.0		0	0	-	0	0	0	0	0
12/3	NYG	W	1/1	2	2	0	0.0	0.0		0	0	-	0	0	0	0	0
12/10	at KC	L	1/0	5	4	1	0.0	0.0		0	0	-	0	0	0	0	0
12/17	Dal.	L	1/1	5	4	1	0.0	0.0		0	0	-	0	0	0	0	0
12/25	at Phi.	L	1/1	0	0	0	0.0	0.0		0	0	-	0	0	0	0	0
12/31	at LAC	L	1/0	3	1	2	0.0	0.0		0	0	-	0	0	0	0	0
Totals			16/14	44	30	14	0.5	0.5		0	0	-	0	0	0	0	0

**JUSTIN ELLIS GAME-BY-GAME
2016, OAKLAND (12-4)**


Date	Opp.	W/L	GP/GS	TACKLES					Yds.	INTERCEPTIONS					FUMBLES		
				Total	Solo	Asst.	Sacks			No.	Yds.	Lg.	TD	PD	FF	FR	Yds.
9/11	at NO	W	1/1	2	2	0	0.0	0.0	0.0	0	0	-	0	0	0	0	0
9/18	Atl.	L	1/1	1	1	0	0.0	0.0	0.0	0	0	-	0	0	0	0	0
9/25	at Ten.	W	1/1	2	1	1	0.0	0.0	0.0	0	0	-	0	0	0	0	0
10/2	at Bal.	W	1/1	1	1	0	0.0	0.0	0.0	0	0	-	0	0	0	0	0
10/9	SD	W	1/0	4	2	2	0.0	0.0	0.0	0	0	-	0	0	0	0	0
10/16	KC	L	1/0	3	2	1	0.0	0.0	0.0	0	0	-	0	0	0	0	0
10/23	at Jac.	W	1/0	1	0	1	0.0	0.0	0.0	0	0	-	0	0	0	0	0
10/30	at TB	W	1/0	0	0	0	0.0	0.0	0.0	0	0	-	0	0	0	0	0
11/6	Den.	W	1/0	2	0	2	0.0	0.0	0.0	0	0	-	0	0	0	0	0
11/21	Hou.	W	1/0	3	1	2	0.0	0.0	0.0	0	0	-	0	0	0	0	0
11/27	Car.	W	1/0	2	0	2	0.0	0.0	0.0	0	0	-	0	0	0	0	0
12/4	Buf.	W	1/0	2	0	2	0.0	0.0	0.0	0	0	-	0	0	0	0	0
12/8	at KC	L	1/0	1	1	0	0.0	0.0	0.0	0	0	-	0	0	0	0	0
12/18	at SD	W	1/0	1	1	0	0.0	0.0	0.0	0	0	-	0	0	0	0	0
12/24	Ind.	W	1/0	2	2	0	0.0	0.0	0.0	0	0	-	0	0	0	0	0
1/1/17	at Den.	L	1/0	2	2	0	0.0	0.0	0.0	0	0	-	0	0	0	0	0
Totals			16/4	29	16	13	0.0	0.0	0.0	0	0	-	0	0	0	0	0
POSTSEASON																	
1/7/17	at Hou.	L	1/0	5	1	4	0.0	0.0	0.0	0	0	-	0	0	0	0	0

2015, OAKLAND (7-9)

Date	Opp.	W/L	GP/GS	TACKLES					Yds.	INTERCEPTIONS					FUMBLES		
				Total	Solo	Asst.	Sacks			No.	Yds.	Lg.	TD	PD	FF	FR	Yds.
9/13	Cin.	L	1/1	0	0	0	0.0	0.0	0.0	0	0	-	0	0	0	0	0
9/20	Bal.	W		(INACTIVE - ANKLE)													
9/27	at Cle.	W		(INACTIVE - ANKLE)													
10/4	at Chi.	L	1/0	2	1	1	0.0	0.0	0.0	0	0	-	0	0	0	0	0
10/11	Den.	L		(INACTIVE - ANKLE)													
10/25	at SD	W		(INACTIVE - ANKLE)													
11/1	NYJ	W	1/0	1	1	0	0.0	0.0	0.0	0	0	-	0	0	0	0	0
11/8	at Pit.	L	1/0	2	2	0	0.0	0.0	0.0	0	0	-	0	0	0	0	0
11/15	Min.	L	1/1	2	1	1	0.0	0.0	0.0	0	0	-	0	0	0	0	0
11/22	at Det.	L	1/1	1	1	0	0.0	0.0	0.0	0	0	-	0	1	0	0	0
11/29	at Ten.	W	1/1	3	2	1	0.0	0.0	0.0	0	0	-	0	0	0	0	0
12/6	KC	L	1/1	2	0	2	0.0	0.0	0.0	0	0	-	0	1	0	0	0
12/13	at Den.	W	1/1	1	1	0	0.0	0.0	0.0	0	0	-	0	0	0	0	0
12/20	GB	L	1/1	1	1	0	0.0	0.0	0.0	0	0	-	0	0	0	0	0
12/24	SD	W	1/1	3	2	1	0.0	0.0	0.0	0	0	-	0	0	0	0	0
1/3/16	at KC	L	1/1	4	3	1	0.0	0.0	0.0	0	0	-	0	0	0	0	0
Totals			12/9	22	15	7	0.0	0.0	0.0	0	0	-	0	2	0	0	0

2014, OAKLAND (3-13)

Date	Opp.	W/L	GP/GS	TACKLES					Yds.	INTERCEPTIONS					FUMBLES		
				Total	Solo	Asst.	Sacks			No.	Yds.	Lg.	TD	PD	FF	FR	Yds.
9/7	at NYJ	L	1/0	2	1	1	0.0	0.0	0.0	0	0	-	0	0	0	0	0
9/14	Hou.	L	1/0	3	3	0	0.0	0.0	0.0	0	0	-	0	0	0	0	0
9/21	at NE	L	1/1	3	1	2	0.0	0.0	0.0	0	0	-	0	0	0	0	0
9/28	Mia.	L	1/1	2	1	1	0.0	0.0	0.0	0	0	-	0	0	0	0	0
10/12	SD	L	1/1	4	2	2	0.0	0.0	0.0	0	0	-	0	0	0	0	0
10/19	Ari.	L	1/1	2	1	1	0.0	0.0	0.0	0	0	-	0	0	0	0	0
10/26	at Cle.	L	1/1	2	0	2	0.0	0.0	0.0	0	0	-	0	0	0	0	0
11/2	at Sea.	L	1/1	3	2	1	0.0	0.0	0.0	0	0	-	0	0	0	0	0
11/9	Den.	L	1/1	0	0	0	0.0	0.0	0.0	0	0	-	0	1	0	0	0
11/16	at SD	L	1/1	3	2	1	0.0	0.0	0.0	0	0	-	0	0	0	0	0
11/20	KC	W	1/1	2	0	2	0.0	0.0	0.0	0	0	-	0	0	0	0	0
11/30	at StL.	L	1/1	1	1	0	0.0	0.0	0.0	0	0	-	0	0	0	0	0
12/7	SF	W	1/1	3	3	0	0.0	0.0	0.0	0	0	-	0	0	0	0	0
12/14	at KC	L	1/1	4	3	1	0.0	0.0	0.0	0	0	-	0	0	0	0	0
12/21	Buf.	W	1/1	3	0	3	0.0	0.0	0.0	0	0	-	0	0	0	0	0
12/28	at Den.	L	1/1	2	1	1	0.0	0.0	0.0	0	0	-	0	0	0	0	0
Totals			16/14	39	21	18	0.0	0.0	0.0	0	0	-	0	1	0	0	0



JON FELICIANO

76

GUARD/CENTER
6-4 | 325
MIAMI (FLA.)
NFL EXP.: 4
RAIDERS EXP.: 4

ACQUIRED: D4-'15
HOMETOWN:
DAVIE, FLA.
BORN: 02/10/92



TRANSACTIONS: Selected by Oakland Raiders in the fourth round (128th overall) of the 2015 NFL Draft, May 2, 2015.

CAREER: Versatile offensive lineman has played in 35 games with four starts over his first three NFL seasons...Appeared in 13 games with one start at right guard in 2017...Appeared in all 16 games for the first time in his career while making an impact on special teams in 2016...As a rookie, played in six games, starting three at right guard.

2017: Appeared in 13 games in a reserve role, with one start at right guard...Placed on the Reserve/Injured List on Dec. 22...

(9/10) at Ten.: Saw limited action, appearing exclusively on special teams in the season opener...**(9/17) vs. NYJ:** Appeared on both offense and special teams in the win...**(10/1) at Den.:** Appeared exclusively on special teams...Returned one kickoff for 15 yards...**(10/8) vs. Bal.:** Started his first game this season at right guard in place of Gabe Jackson...Helped the Raiders produce over 100 yards on the ground (108)...**(10/15) vs. LAC:** Saw action exclusively on special teams...**(10/19) vs. KC:** Appeared on special teams in the win...**(10/29) at Buf.:** Saw limited action on offense, appearing primarily on special teams...**(11/5) at Mia.:** Appeared on both offense and special teams in the win...**(11/26) vs. Den.:** Filled in at right guard when Jackson was ejected in the first quarter...Helped the Raiders rush for 104 yards...**(12/3) vs. NYG:** Appeared exclusively on special teams in the win...**(12/17) vs. Dal.:** Saw action on special teams.

2016: Appeared in all 16 games for the first time in his career, seeing action primarily on special teams...**(9/11) at NO:** Entered the game late in the third quarter at left guard due to multiple injuries to the offensive line and saw action on special teams...**(9/18) vs. Atl.:** Saw limited action on offense and special teams...**(10/2) at Bal.:** Played in his 10th career game, appearing on special teams...**(10/23) at Jac.:** Saw action on special teams in the 33-16 road win...Also appeared in a reserve role on offense...**(11/21) vs. Hou.:** Appeared on special teams in the win...Rotated in on the offensive line...**(12/8) at KC:** Contributed on offense in a reserve role while also playing on the special teams unit...**(12/18) at SD:** Appeared in his 20th career game, seeing all of his playing time on special teams...**(1/1/17) at Den.:** Contributed exclusively on special teams...**Postseason:** **(1/7/17) at Hou.:** Appeared in a reserve role on both offense and special teams.

2015: Played in six games, starting three at right guard, in his rookie campaign...Contributed primarily on special teams before taking over a starting role in Week 15 as the offensive line shuffled due to injuries...Inactive for the first eight games of his rookie campaign...**(11/15) vs. Min.:** Active for the first time in his NFL career, but did not appear in the game...**(11/22) at Det.:** Made NFL debut, playing on one special teams snap...**(11/29) at Ten.:** Appeared on four special teams plays...**(12/6) vs. KC:** Contributed on special teams...**(12/20) vs. GB:** Made first NFL start at right guard...Helped the offense total over 370 yards of offense and 120 rushing yards...**(12/24) vs. SD:** Earned second straight start at right guard in the victory...**(1/3/16) at KC:** Started at right guard for the third straight game.


COLLEGE: Played four seasons at Miami (Fla.), appearing in 48 games...Proved to be a versatile lineman, starting 46 games over his career at left tackle, left guard, right tackle and right guard...Three-time All-ACC honorable mention...Started all 13 games as a senior, making starts at left tackle, left guard and right tackle...All-ACC honorable mention by the league coaches and media...Helped pave the way for the Hurricanes' offense to average 29.2 points per game and 430.3 total yards per game, including 180.4 rushing yards per game...Started all 13 games as a junior...Made 11 starts at left guard and two at right tackle...Garnered an All-ACC honorable mention by the league media...Helped anchor an offensive line that helped produce 446.8 yards of total offense and 35.9 points per game...Started all 12 games at left guard as a sophomore...Garnered an All-ACC honorable mention by the league media...Recipient of the team's Hard Hitter Award...Anchored an offensive line that paved way for the third best passing offense (295.4 yards per game) and fifth best total offense (440.2 yards per game) in the ACC...Stepped in as a redshirt freshman and appeared in 10 games with eight starts...Did not allow a sack the entire season...Red-shirted as a true freshman.

PERSONAL: Attended Western High School in Davie, Fla. ...Earned first-team All-Broward honors as a senior offensive lineman...Ranked as the No. 19 offensive guard by Scout.com...Last name is pronounced fuh-LEE-see-ah-no.

ADDITIONAL STATISTICS: Kickoff returns – 1 in 2017. Kickoff return yards – 15 in 2017. Miscellaneous tackles – 1 in 2017.

JON FELICIANO'S GAMES PLAYED/STARTED

Year	Team	GP	GS
2015	Oakland	6	3
2016	Oakland	16	0
2017	Oakland	13	1
Totals		35	4
POSTSEASON			
2016	Oakland	1	0
Totals		1	0



BRENO GIACOMINI

68

TACKLE
6-7 | 320
LOUISVILLE
NFL EXP.: 11
RAIDERS EXP.: 1

ACQUIRED: UFA-'18 (Hou.)
HOMETOWN:
MALDEN, MASS.
BORN: 09/27/85



TRANSACTIONS: Selected by Green Bay Packers in the fifth round (150th overall) of the 2008 NFL Draft...Waived by Packers, Sept. 4, 2010...Signed by Packers to practice squad, Sept. 6, 2010...Signed by Seattle Seahawks to the active roster, Sept. 28, 2010...Waived by Seahawks, Oct. 23, 2010...Signed by Seahawks to practice squad, Oct. 26, 2010...Signed by Seahawks to active roster, Nov. 6, 2010...Waived by Seahawks, Nov. 9, 2010...Signed by Seahawks to active roster, Nov. 10, 2010...Signed by Seahawks to active roster, Dec. 9, 2010...Signed by New York Jets as an unrestricted free agent, March 12, 2014...Released by Jets, Feb. 23, 2017...Signed by Houston Texans as a free agent, May 16, 2017...Signed by Oakland Raiders as an unrestricted free agent, March 22, 2018.

CAREER: Experienced offensive lineman enters his first season with the Silver and Black after 10 seasons with the Green Bay Packers, Seattle Seahawks, New York Jets and Houston Texans...Signed with the team as an unrestricted free agent in the off-season...Started all 16 games at right tackle for the fourth time in his career in 2017...Has appeared in five postseason games and helped the Seahawks capture the Super Bowl XLVIII title in 2013...Has played in 94 games with 86 starts at right tackle in his career...Originally entered the NFL as a fifth-round draft pick of the Packers in 2008.

AT A GLANCE

- Enters his first season with the Raiders after signing with the team in the offseason.
- Has made previous stops with the Green Bay Packers, Seattle Seahawks, New York Jets and Houston Texans.
- Has played in 94 games with 86 starts at right tackle in his career.
- Is a Super Bowl Champion, helping the Seahawks capture Super Bowl XLVIII in 2013.
- Played four seasons at Louisville from 2004-07, beginning his collegiate career as a tight end before converting to an offensive lineman.

2017 (with Hou.): Started at right tackle in all 16 games...

(9/10) vs. Jac.: Started at right tackle in his Texans debut...**(9/14) at Cin.:** Started and helped block for a 168-yard rushing performance...**(9/24) at NE:** Helped pave the way for a 125-yard rushing performance with a 300-yard passer...**(10/1) vs. Ten.:** Paved the way for a 173-yard rushing performance, 445 yards of total offense, six offensive TDs and a franchise-record 57 points...**(10/8) vs. KC:** Started at right tackle and helped pave the way for the team's fourth straight game with 110-plus rushing yards, 392 yards of total offense and third straight game with 30-plus points...**(10/15) vs. Cle.:** Started at right tackle for the sixth consecutive week and helped pave the way for 340 net yards while the Texans scored 30-plus points for the fourth consecutive week...**(10/29) at Sea.:** Started at right tackle and paved the way for 500-plus yards of total offense and 38 points...**(11/19) vs. Ari.:** Paved the way for 134 rushing yards, 357 yards of offense and the team's sixth game of 30-or-more points on the season...**(12/3) at Ten.:** Started at right tackle and paved the way for 384 total net yards...**(12/25) vs. Pit.:** Paved the way for a season-high 176 rushing yards.

2016 (with NYJ): Began the season on the Reserve/Physically Unable to Perform List...Returned to start five games at right tackle before being placed on the Reserve/Injured List on Dec. 13 for the remainder of the year.

2015 (with NYJ): Started all 16 games for the second-consecutive season...Part of an offensive line that established a new franchise record for total yards (5,896) and net passing yards (4,057)...Helped pave the way for RB Chris Ivory as he led the AFC with 1,070 rushing yards...Anchored an offensive line that allowed just 19 sacks...**(9/13) vs. Cle.:** In the season opening win, part of an offensive line that did not allow a sack...**(10/4) at Mia.:** Part of an offensive line that blocked for 425 total yards, 207 on the ground, including a single-game high 166 for Ivory...Did not allow a sack...**(10/18) vs. Was.:** Paved the way for a season-high 474 total yards, including the second-straight 100-yard effort by Ivory (146)...Protected QB Ryan Fitzpatrick, not allowing a sack for the third time in the season's first five games...**(11/29) vs. Mia.:** For the second time that season, helped an offense that gained over 400 yards (411) against Miami...**(12/6) at NYG:** Blocked for an offense that recorded 463 yards, including a season-best 390 yards passing for Fitzpatrick...**(12/13) vs. Ten.:** Part of an offensive line that produced 439 total yards, its third consecutive performance of 400-plus yards...Paved the way for Ivory's third 100-yard effort of the season as his 101 rushing yards helped establish a new single-season high...**(12/27) vs. NE:** Blocked for an offense that produced over 400 total yards (428) for the fourth time in the last six games.

2014 (with NYJ): Started all 16 games in his first season with New York...Helped block for the third-best rushing offense in the NFL...**(9/7) vs. Oak.:** Helped pave the way for 212 rushing yards on 34 carries (6.2 avg.)...**(9/22) vs. Chi.:** Provided protection for QB Geno Smith to complete 26-of-43 passes for 316 yards with one TD...**(10/16) at NE:** Helped pave the way for the offense to register 218 rushing yards on 43 carries (5.1 avg.) with one TD...**(12/1) vs. Mia.:** Part of an offensive line that helped the team gain 277 total rushing yards on 49 attempts (5.7 avg.), which ranks eighth-most in Jets history...**(12/28) at Mia.:** Part of an offensive line that helped the offense register 494 total yards, including 104 on the ground...Protected Smith who threw for a career-best 358 yards, three TDs and a perfect 158.3 passer rating.

2013 (with Sea.): Made nine starts at right tackle for an offense that ranked fourth in the league with 136.8 yards rushing per game...Started in all three postseason contests, including Seattle's win over Denver in Super Bowl XLVIII...**Postseason: (1/11/14) vs. NO:** Paved the way for current Raider RB Marshawn Lynch as he set a then-franchise postseason record with 140 rushing yards with two TDs in the victory...**(1/19/14) vs. SF:** Helped Lynch rush for 109 yards on 22 carries with one TD, becoming the only player in franchise history to rush for 100 yards in back-to-back postseason games as the Seahawks captured the NFC Championship...**Super Bowl XLVIII (2/2/14) vs. Den.:** Part of an offensive line that posted a clean sheet, keeping Wilson upright as he recorded a passer rating of 104.6 to win the Super Bowl...Helped Lynch eclipse 100 yards rushing for the third consecutive game with 109 yards on 22 carries with one TD.

2012 (with Sea.): Started all 16 games for the first time in his career...Helped current Raider RB Marshawn Lynch to an All-Pro and Pro Bowl season after setting a career high in yards (1,590), average (5.0) and carries (315)...**(10/28) at Det.:** Part of an offensive line that didn't allow a sack as the offense recorded 369 total yards...**(12/9) vs. Ari.** Helped Lynch record 128 rushing yards on 11 carries with one TD...**Postseason: (1/6/13) at Was.:** Part of an offensive line that paved the way for 380 total yards of offense, including 224 rushing yards...**(1/12/13) at Atl.:** Helped QB Russell Wilson throw for 385 yards on 24-of-36 passing with two TDs for a passer rating of 109.1.

2011 (with Sea.): Opened eight games at right tackle and saw action as a reserve in seven other contests.

2010 (with GB and Sea.): Spent the majority of the season on the Packers and Seahawks practice squads.

2009 (with GB): Was active for one game but did not play...Inactive for 15 contests, including the NFC Wild Card game.


2008 (with GB): Was active for two games...(9/14) at Det.: Made his NFL debut.

COLLEGE: Played four seasons (2004-07) at Louisville...Began his collegiate career as a converted tight end until his senior season when he became a full-time tackle...Split time at tight end and tackle for his first three seasons at Louisville...Helped protect QB Brian Brohm on his way to setting a school record with 30 TDs and 4,204 yards as a senior, which ranks third best in school history...Majored in sports administration.

PERSONAL: Attended Malden (Mass.) High School...Started three seasons and earned Greater Boston League all-star honors as a senior...A four-year letter winner in basketball and was the second-leading scorer in the league as a senior at 21.0 points per game...Founded American Football Without Barriers with college teammate and NFL TE Gary Barnidge, a non-profit organization that holds camps in foreign countries since 2013 with the mission of trying to help disadvantaged youths achieve higher levels of fitness, wellness and education while promoting the sports of American football around the globe...Has a daughter, Alayna... Name is pronounced BREN-oh JAH-cuh-MEE-nee.

BRENO GIACOMINI'S GAMES PLAYED/STARTED

Year	Team	GP	GS
2008	Green Bay	1	0
2009	Green Bay	0	0
2010	Green Bay/Seattle	0	0
2011	Seattle	15	8
2012	Seattle	16	16
2013	Seattle	9	9
2014	New York Jets	16	16
2015	New York Jets	16	16
2016	New York Jets	5	5
2017	Houston	16	16
Totals		94	86
POSTSEASON			
2012	Seattle	2	2
2013	Seattle	3	3
Totals		5	5



MARCUS GILCHRIST 31

SAFETY
5-10 | 200
CLEMSON
NFL EXP.: 8
RAIDERS EXP.: 1

ACQUIRED: UFA-'18 (Hou.)
HOMETOWN:
HIGH POINT, N.C.
BORN: 12/08/88



TRANSACTIONS: Selected by San Diego Chargers in the second round (50th overall) of the 2011 NFL Draft, April 28, 2011... Signed by New York Jets as an unrestricted free agent, March 18, 2015... Released by Jets, May 4, 2017... Signed by Houston Texans as a free agent, Aug. 1, 2017... Signed by Oakland Raiders as an unrestricted free agent, March 15, 2018.

CAREER: Veteran safety enters his first training camp with the Raiders after seven seasons with the San Diego Chargers, New York Jets and Houston Texans... Career totals include 107 games played with 82 starts, 426 tackles (330 solo), 11 INTs, 33 passes defended, four sacks, five forced fumbles and two fumble recoveries... Shifted from cornerback to a safety during the 2013 season... Tallied career highs in tackles (82), INTs (three) and passes defended (seven) in his first season with the Jets in 2015... Has also appeared in two postseason games, both with San Diego in 2013.

AT A GLANCE

- Has played in 107 career games with the San Diego Chargers, New York Jets and Houston Texans.
- Has recorded at least two INTs in four separate seasons.
- Tallied career highs in tackles (82), INTs (three) and passes defended (seven) in his first season with the Jets in 2015.
- Moved from cornerback back to safety in 2013.
- Appeared in a school record 53 career games over four seasons at Clemson.

2017 (with Hou.): Played in all 16 games and made 13 starts for the Texans, totaling 56 tackles (45 solo), one INT, six passes defended, one sack and one forced fumble... Signed with the team in training camp on Aug. 1... **(9/24) at NE:** Recorded three tackles, one pass defended, one sack and one forced fumble in the loss... Marked the fourth sack of his career... **(10/1) vs. Ten.:** Started his first game of the season and totaled three tackles while recording his first INT of the season... **(12/10) vs. SF:** Tallied six tackles and one pass defended... **(12/17) at Jac.:** Recorded six tackles in the loss.

2016 (with NYJ): Started all 13 games in which he appeared in before a knee injury cut his season short... Totaled 53 tackles (38 solo), two INTs, one forced fumble and three passes defended... Placed on the Reserve/Injured List on Dec. 13... **(9/25) at KC:** Tallied six tackles (four) and one forced fumble... **(10/2) vs. Sea.:** Posted six tackles (five) in the loss... **(10/23) vs. Bal.:** Started and posted his first INT of the year, picking off QB Joe Flacco and returning it 25 yards... **(10/30) at Cle.:** Posted seven tackles (six) and one INT.

2015 (with NYJ): Started all 16 games in his first season with the Jets, posting a career-high 82 tackles, three INTs and seven passes defended... **(9/21) at Ind.:** Posted four tackles and his first INT as a Jet... **(10/18) vs. Was.:** Recorded three tackles and one INT to go along with two passes defended... **(10/25) at NE:** Tallied a season-high nine tackles in the loss... **(12/19) at Dal.:** Made one tackle and posted one INT and one pass defended in the victory.

2014 (with SD): Started all 16 games in his final year in San Diego... Totaled 76 tackles, one INT, five passes defended, two forced fumbles and one sack... **(9/8) at Ari.:** Posted three tackles, one pass defended and one forced fumble in the season-opening loss... **(10/19) vs. KC:** Posted seven tackles and one sack in the loss... **(11/16) vs. Oak.:** Recorded seven tackles in the victory... **(11/23) vs. StL.:** Tallied seven stops and one INT in the victory... **(11/30) at Bal.:** Recorded eight tackles... **(12/7) vs. NE:** Matched a season-high with eight tackles.

2013 (with SD): Started all 16 games for the Chargers, totaling 76 tackles (58 solo), two INTs, five passes defended, one sack, one forced fumble and one fumble recovery... His 76 tackles matched a career high... **(10/20) at Jac.:** Posted four tackles, one INT and two passes defended... **(11/24) at KC:** Posted three tackles and one INT... **(12/8) vs. NYG:** Tallied seven tackles (six) and one fumble recovery... **(12/12) at Den.:** Started and tallied six tackles and one sack of QB Peyton Manning... **Postseason: (1/12/14) at Den.:** Tallied seven tackles in the Divisional Round loss.

2012 (with SD): Appeared in all 16 games and made four starts... Totaled 55 tackles with one sack and three passes defended... **(11/1) vs. KC:** Posted five tackles in the loss... **(11/18) at Den.:** Posted six tackles (five) and one pass defended... **(12/2) vs. Cin.:** Recorded eight tackles in the loss... **(12/9) at Pit.:** Started and tallied five tackles (four) and one sack.

2011 (with SD): Played in 14 games and made four starts as a rookie... Totaled 28 tackles (24 solo), two INTs, four passes defended and one fumble recovery... **(9/11) vs. Min.:** Made his NFL debut and tallied one tackle... **(10/2) vs. Mia.:** Started and recorded six tackles and one INT... **(10/31) at KC:** Posted five tackles and one pass defended... **(11/6) vs. GB:** Recorded eight tackles (seven) in the loss... **(12/11) vs. Buf.:** Tallied his second INT of the season.

COLLEGE: Played four seasons (2007-10) at Clemson, appearing in a school-record 53 games... Totaled 211 tackles, three forced fumbles, one INT, 19 passes defended and one sack... Was named honorable mention All-ACC as senior and received the team's strength training award prior to final year... Averaged 25.1 yards on kickoff returns and 9.7 yards on punt returns... Made starts at cornerback as a senior and free safety as a junior.

PERSONAL: Attended T. Gate Andrews High School in High Point, N.C. ... Was a four-year letterman and conference player of year in basketball as a senior and a three-year letterwinner in track who was a member of state-champion 4x200 team.

ADDITIONAL STATISTICS: Special teams tackles – 3 in 2011, 2 in 2012, 1 in 2013, 1 in 2016; NFL totals: 7.

SINGLE-GAME HIGHS: TACKLES: Total – 9, two times; last: 10/8/17 vs. KC. Solo – 8, 12/27/15 vs. NE. Interceptions – 1, 10 times; last: 10/30/16 vs. Cle. Passes defended – 2, five times; last: 10/18/15 vs. Was. Sacks – 1, four times; last: 10/19/14 vs. KC. Forced fumbles – 1, five times; last: 9/24/17 at NE. Fumble recoveries – 1, two times; last: 12/8/13 vs. NYG.

MARCUS GILCHRIST'S CAREER STATISTICS

Year	Team	GP	GS	TACKLES					Yds.	INTERCEPTIONS					FUMBLES		
				Total	Solo	Asst.	Sacks			No.	Yds.	Lg.	TD	PD	FF	FR	Yds.
2011	San Diego	14	4	28	24	4	0.0	0.0	0	2	22	21	0	4	0	1	40
2012	San Diego	16	4	55	46	9	1.0	7.0	0	0	0	-	0	3	0	0	0
2013	San Diego	16	16	76	58	18	1.0	12.0	2	43	26	0	5	1	1	1	0
2014	San Diego	16	16	76	59	17	1.0	1.0	1	4	4	0	5	2	0	0	0
2015	NY Jets	16	16	82	60	22	0.0	0.0	3	31	31	0	7	0	0	0	0
2016	NY Jets	13	13	53	38	15	0.0	0.0	2	25	25	0	3	1	0	0	0
2017	Houston	16	13	56	45	11	1.0	8.0	1	17	17	0	6	1	0	0	0
Totals		107	82	426	330	96	4.0	28.0		11	142	31	0	33	5	2	40
POSTSEASON																	
2013	San Diego	2	2	12	10	2	0.0	0.0	0	0	-	0	0	0	0	0	0
Totals		2	2	12	10	2	0.0	0.0		0	0	-	0	0	0	0	0

MARCUS GILCHRIST GAME-BY-GAME

2017, HOUSTON (4-12)

Date	Opp.	W/L	GP/GS	TACKLES					Yds.	INTERCEPTIONS					FUMBLES		
				Total	Solo	Asst.	Sacks			No.	Yds.	Lg.	TD	PD	FF	FR	Yds.
9/10	Jac.	L	1/0	3	2	1	0.0	0.0	0	0	-	0	1	0	0	0	0
9/14	at Cin.	W	1/0	1	1	0	0.0	0.0	0	0	-	0	0	0	0	0	0
9/24	at NE	L	1/0	3	2	1	1.0	8.0	0	0	-	0	1	1	0	0	0
10/1	Ten.	W	1/1	2	2	0	0.0	0.0	1	17	17	0	1	0	0	0	0
10/8	KC	L	1/1	9	7	2	0.0	0.0	0	0	-	0	1	0	0	0	0
10/15	Cle.	W	1/1	3	2	1	0.0	0.0	0	0	-	0	0	0	0	0	0
10/29	at Sea.	L	1/1	3	3	0	0.0	0.0	0	0	-	0	1	0	0	0	0
11/5	Ind.	L	1/1	4	3	1	0.0	0.0	0	0	-	0	0	0	0	0	0
11/12	at StL.	L	1/1	2	1	1	0.0	0.0	0	0	-	0	0	0	0	0	0
12/19	Ari.	W	1/1	2	2	0	0.0	0.0	0	0	-	0	0	0	0	0	0
11/27	at Bal.	L	1/1	1	1	0	0.0	0.0	0	0	-	0	0	0	0	0	0
12/3	at Ten.	L	1/1	4	4	0	0.0	0.0	0	0	-	0	1	0	0	0	0
12/10	SF	L	1/1	6	6	0	0.0	0.0	0	0	-	0	0	0	0	0	0
12/17	at Jac.	L	1/1	6	5	1	0.0	0.0	0	0	-	0	0	0	0	0	0
12/25	Pit.	L	1/1	1	0	1	0.0	0.0	0	0	-	0	0	0	0	0	0
12/31	at Ind.	L	1/1	6	4	2	0.0	0.0	0	0	-	0	0	0	0	0	0
Totals			16/13	56	45	11	1.0	8.0		1	17	17	0	6	1	0	0

2016, NY JETS (5-11)

Date	Opp.	W/L	GP/GS	TACKLES					Yds.	INTERCEPTIONS					FUMBLES		
				Total	Solo	Asst.	Sacks			No.	Yds.	Lg.	TD	PD	FF	FR	Yds.
9/11	Cin.	L	1/1	2	2	0	0.0	0.0	0	0	-	0	0	0	0	0	0
9/15	at Buf.	W	1/1	4	4	0	0.0	0.0	0	0	-	0	0	0	0	0	0
9/25	at KC	L	1/1	6	4	2	0.0	0.0	0	0	-	0	0	0	1	0	0
10/2	Sea.	L	1/1	6	5	1	0.0	0.0	0	0	-	0	0	0	0	0	0
10/9	at Pit.	L	1/1	3	1	2	0.0	0.0	0	0	-	0	0	0	0	0	0
10/17	at Ari.	L	1/1	3	2	1	0.0	0.0	0	0	-	0	0	0	0	0	0
10/23	Bal.	W	1/1	0	0	0	0.0	0.0	1	25	25	0	1	0	0	0	0
10/30	at Cle.	W	1/1	7	6	1	0.0	0.0	1	0	0	0	1	0	0	0	0
11/6	at Mia.	L	1/1	5	3	2	0.0	0.0	0	0	-	0	1	0	0	0	0
11/13	LAR	L	1/1	2	2	0	0.0	0.0	0	0	-	0	0	0	0	0	0
11/27	NE	L	1/1	3	1	2	0.0	0.0	0	0	-	0	0	0	0	0	0
12/5	Ind.	L	1/1	7	3	4	0.0	0.0	0	0	-	0	0	0	0	0	0
12/11	at SF	W	1/1	5	5	0	0.0	0.0	0	0	-	0	0	0	0	0	0
12/17	Mia.	L		(RESERVE/INJURED LIST - KNEE)													
12/24	at NE	L		(RESERVE/INJURED LIST - KNEE)													
1/1/17	Buf.	W		(RESERVE/INJURED LIST - KNEE)													
Totals			13/13	53	38	15	0.0	0.0		2	25	25	0	3	1	0	0

MARCUS GILCHRIST GAME-BY-GAME 2015, NY JETS (10-6)

Date	Opp.	W/L	GP/GS	TACKLES					Yds.	INTERCEPTIONS					FUMBLES		
				Total	Solo	Asst.	Sacks			No.	Yds.	Lg.	TD	PD	FF	FR	Yds.
9/13	Cle.	W	1/1	6	6	0	0.0	0.0		0	0	-	0	0	0	0	0
9/21	at Ind.	W	1/1	4	2	2	0.0	0.0		1	0	0	0	1	0	0	0
9/27	Phi.	L	1/1	5	3	2	0.0	0.0		0	0	-	0	0	0	0	0
10/4	at Mia.	W	1/1	5	4	1	0.0	0.0		0	0	-	0	2	0	0	0
10/18	Was.	W	1/1	3	2	1	0.0	0.0		1	0	0	0	2	0	0	0
10/25	at NE	L	1/1	9	7	2	0.0	0.0		0	0	-	0	0	0	0	0
11/1	at Oak.	L	1/1	3	2	1	0.0	0.0		0	0	-	0	0	0	0	0
11/8	Jac.	W	1/1	3	3	0	0.0	0.0		0	0	-	0	0	0	0	0
11/12	Buf.	L	1/1	7	4	3	0.0	0.0		0	0	-	0	0	0	0	0
11/22	at Hou.	L	1/1	7	3	4	0.0	0.0		0	0	-	0	0	0	0	0
11/29	Mia.	W	1/1	7	4	3	0.0	0.0		0	0	-	0	1	0	0	0
12/6	at NYG	W	1/1	4	2	2	0.0	0.0		0	0	-	0	0	0	0	0
12/13	Ten.	W	1/1	6	6	0	0.0	0.0		0	0	-	0	0	0	0	0
12/19	at Dal.	W	1/1	1	1	0	0.0	0.0		1	31	31	0	1	0	0	0
12/27	NE	W	1/1	8	8	0	0.0	0.0		0	0	-	0	0	0	0	0
1/3/16	at Buf.	L	1/1	4	3	1	0.0	0.0		0	0	-	0	0	0	0	0
Totals			16/16	82	60	22	0.0	0.0		3	31	31	0	7	0	0	0

2014, SAN DIEGO (9-7)

Date	Opp.	W/L	GP/GS	TACKLES					Yds.	INTERCEPTIONS					FUMBLES		
				Total	Solo	Asst.	Sacks			No.	Yds.	Lg.	TD	PD	FF	FR	Yds.
9/8	at Ari.	L	1/1	3	2	1	0.0	0.0		0	0	-	0	1	1	0	0
9/14	Sea.	W	1/1	3	1	2	0.0	0.0		0	0	-	0	0	0	0	0
9/21	at Buf.	W	1/1	2	2	0	0.0	0.0		0	0	-	0	0	0	0	0
9/28	Jac.	W	1/1	6	6	0	0.0	0.0		0	0	-	0	0	0	0	0
10/5	NYJ	W	1/1	1	1	0	0.0	0.0		0	0	-	0	2	0	0	0
10/12	at Oak.	W	1/1	2	1	1	0.0	0.0		0	0	-	0	1	0	0	0
10/19	KC	L	1/1	7	5	2	1.0	1.0		0	0	-	0	0	0	0	0
10/23	at Den.	L	1/1	6	6	0	0.0	0.0		0	0	-	0	0	0	0	0
11/2	at Mia.	L	1/1	4	4	0	0.0	0.0		0	0	-	0	0	0	0	0
11/16	Oak.	W	1/1	7	6	1	0.0	0.0		0	0	-	0	0	0	0	0
11/23	StL.	W	1/1	7	5	2	0.0	0.0		1	4	4	0	1	0	0	0
11/30	at Bal.	W	1/1	8	4	4	0.0	0.0		0	0	-	0	0	0	0	0
12/7	NE	L	1/1	8	5	3	0.0	0.0		0	0	-	0	0	0	0	0
12/14	Den.	L	1/1	3	3	0	0.0	0.0		0	0	-	0	0	0	0	0
12/20	at SF	W	1/1	6	5	1	0.0	0.0		0	0	-	0	0	1	0	0
12/28	at KC	L	1/1	3	3	0	0.0	0.0		0	0	-	0	0	0	0	0
Totals			16/16	76	59	17	1.0	1.0		1	4	4	0	5	2	0	0

2013, SAN DIEGO (9-7)

Date	Opp.	W/L	GP/GS	TACKLES					Yds.	INTERCEPTIONS					FUMBLES		
				Total	Solo	Asst.	Sacks			No.	Yds.	Lg.	TD	PD	FF	FR	Yds.
9/9	Hou.	L	1/1	3	2	1	0.0	0.0		0	0	-	0	0	0	0	0
9/15	at Phi.	W	1/1	3	3	0	0.0	0.0		0	0	-	0	0	0	0	0
9/22	at Ten.	L	1/1	5	3	2	0.0	0.0		0	0	-	0	0	0	0	0
9/29	Dal.	W	1/1	4	2	2	0.0	0.0		0	0	-	0	1	0	0	0
10/6	at Oak.	L	1/1	6	3	3	0.0	0.0		0	0	-	0	0	0	0	0
10/14	Ind.	W	1/1	4	3	1	0.0	0.0		0	0	-	0	0	0	0	0
10/20	at Jac.	W	1/1	4	4	0	0.0	0.0		1	26	26	0	2	0	0	0
11/3	at Was.	L	1/1	5	3	2	0.0	0.0		0	0	-	0	0	0	0	0
11/10	Den.	L	1/1	5	3	2	0.0	0.0		0	0	-	0	0	0	0	0
11/17	at Mia.	L	1/1	4	3	1	0.0	0.0		0	0	-	0	0	0	0	0
11/24	at KC	W	1/1	3	3	0	0.0	0.0		1	17	17	0	1	0	0	0
12/1	Cin.	L	1/1	5	4	1	0.0	0.0		0	0	-	0	0	1	0	0
12/8	NYG	W	1/1	7	6	1	0.0	0.0		0	0	-	0	0	0	1	0
12/12	at Den.	W	1/1	6	6	0	1.0	12.0		0	0	-	0	1	0	0	0
12/22	Oak.	W	1/1	6	4	2	0.0	0.0		0	0	-	0	0	0	0	0
12/29	KC	W	1/1	6	6	0	0.0	0.0		0	0	-	0	0	0	0	0
Totals			16/16	76	58	18	1.0	12.0		2	43	26	0	5	1	1	0

POSTSEASON


1/5/14	at Cin.	W	1/1	5	3	2	0.0	0.0		0	0	-	0	0	0	0	0
1/12/14	at Den.	L	1/1	7	7	0	0.0	0.0		0	0	-	0	0	0	0	0
Totals			2/2	12	10	2	0.0	0.0		0	0	-	0	0	0	0	0

MARCUS GILCHRIST GAME-BY-GAME 2012, SAN DIEGO (7-9)

Date	Opp.	W/L	GP/GS	TACKLES					INTERCEPTIONS					FUMBLES		
				Total	Solo	Asst.	Sacks	Yds.	No.	Yds.	Lg.	TD	PD	FF	FR	Yds.
9/10	at Oak.	W	1/0	3	2	1	0.0	0.0	0	0	-	0	0	0	0	0
9/16	Ten.	W	1/0	1	1	0	0.0	0.0	0	0	-	0	0	0	0	0
9/23	Atl.	L	1/0	4	3	1	0.0	0.0	0	0	-	0	0	0	0	0
9/30	at KC	W	1/0	2	2	0	0.0	0.0	0	0	-	0	0	0	0	0
10/7	at NO	L	1/1	4	4	0	0.0	0.0	0	0	-	0	1	0	0	0
10/15	Den.	L	1/0	4	4	0	0.0	0.0	0	0	-	0	0	0	0	0
10/28	at Cle.	L	1/0	1	0	1	0.0	0.0	0	0	-	0	0	0	0	0
11/1	KC	W	1/0	5	5	0	0.0	0.0	0	0	-	0	0	0	0	0
11/11	at TB	L	1/0	2	2	0	0.0	0.0	0	0	-	0	0	0	0	0
11/18	at Den.	L	1/1	6	5	1	0.0	0.0	0	0	-	0	1	0	0	0
11/25	Bal.	L	1/0	2	1	1	0.0	0.0	0	0	-	0	1	0	0	0
12/2	Cin.	L	1/1	8	7	1	0.0	0.0	0	0	-	0	0	0	0	0
12/9	at Pit.	W	1/1	5	4	1	1.0	7.0	0	0	-	0	0	0	0	0
12/16	Car.	L	1/0	2	1	1	0.0	0.0	0	0	-	0	0	0	0	0
12/23	at NYJ	W	1/0	2	2	0	0.0	0.0	0	0	-	0	0	0	0	0
12/30	Oak.	W	1/0	4	3	1	0.0	0.0	0	0	-	0	0	0	0	0
Totals			16/4	55	46	9	1.0	7.0	0	0	-	0	3	0	0	0

2011, SAN DIEGO (8-8)

Date	Opp.	W/L	GP/GS	TACKLES					INTERCEPTIONS					FUMBLES		
				Total	Solo	Asst.	Sacks	Yds.	No.	Yds.	Lg.	TD	PD	FF	FR	Yds.
9/11	Min.	W	1/0	1	1	0	0.0	0.0	0	0	-	0	0	0	0	0
9/18	at NE	L	1/0	0	0	0	0.0	0.0	0	0	-	0	0	0	0	0
9/25	KC	W	1/0	3	1	2	0.0	0.0	0	0	-	0	0	0	0	0
10/2	Mia.	W	1/1	6	6	0	0.0	0.0	1	1	1	0	2	0	0	0
10/9	at Den.	W	1/0	0	0	0	0.0	0.0	0	0	-	0	0	0	0	0
10/23	at NYJ	L	1/0	0	0	0	0.0	0.0	0	0	-	0	0	0	0	0
10/31	at KC	L	1/1	5	5	0	0.0	0.0	0	0	-	0	1	0	0	0
11/6	GB	L	1/1	8	7	1	0.0	0.0	0	0	-	0	0	0	0	0
11/10	Oak.	L	1/0	0	0	0	0.0	0.0	0	0	-	0	0	0	1	40
11/20	at Chi.	L		(INACTIVE)												
11/27	Den.	L		(INACTIVE)												
12/5	at Jac.	W	1/0	1	1	0	0.0	0.0	0	0	-	0	0	0	0	0
12/11	Buf.	W	1/0	0	0	0	0.0	0.0	1	21	21	0	1	0	0	0
12/18	Bal.	W	1/0	0	0	0	0.0	0.0	0	0	-	0	0	0	0	0
12/24	at Det.	L	1/0	1	0	1	0.0	0.0	0	0	-	0	0	0	0	0
1/1/12	at Oak.	W	1/1	3	3	0	0.0	0.0	0	0	-	0	0	0	0	0
Totals			14/4	28	24	4	0.0	0.0	2	22	21	0	4	0	1	40



LEON HALL

29

CORNERBACK
5-11 | 195
MICHIGAN
NFL EXP.: 12
RAIDERS EXP.: 1

ACQUIRED: UFA-'18 (SF)
HOMETOWN:
VISTA, CALIF.
BORN: 12/09/84



TRANSACTIONS: *Drafted by Cincinnati Bengals in the first round (18th overall) of the 2007 NFL Draft, April 28, 2007...Signed by New York Giants as a free agent, Aug. 4, 2016...Signed by San Francisco 49ers as a free agent, Oct. 10, 2017...Released by 49ers, Oct. 19, 2017...Re-signed by 49ers, Oct. 24, 2017...Signed by Oakland Raiders as an unrestricted free agent, March 29, 2018.*

CAREER: Veteran cornerback enters his 12th season and first with the Raiders...Has made stops with the Cincinnati Bengals, New York Giants and San Francisco 49ers...Career totals include 142 games played with 108 starts, 563 tackles (415 solo), 27 INTs, 115 passes defended, two sacks, six forced fumbles and two fumble recoveries...His 26 INTs with the Bengals rank fourth in team history...Was named to the Pro Football Writers of America's All-Rookie Team in 2007...Has been named the AFC Defensive Player of the Week twice...Named to the Associated Press All-Pro Second Team in 2009...Was the Bengals' recipient of the Ed Block Courage Award in 2012 after recovering from a torn Achilles.

AT A GLANCE

- Enters his first training camp with the Raiders after 11 seasons with the Cincinnati Bengals, New York Giants and San Francisco 49ers.
- His 26 INTs with the Bengals rank fourth in team history.
- Was named to the Pro Football Writers of America's All-Rookie Team in 2007.
- Has been named the AFC Defensive Player of the Week twice.
- Named to the Associated Press All-Pro Second Team in 2009.

2017 (with SF): Played in nine games with one start for the 49ers after signing with the team on Oct. 24...Totaled 16 tackles and one pass defended over that span...(10/29) at **Phi.**: Started and made his 49ers debut and posted one tackle...(11/5) vs. **Ari.**: Recorded four tackles and one pass defended...(12/24) vs. **Jac.**: Recorded a season-high five tackles in the victory.

2016 (with NYG): Appeared in 12 games with two starts in his only season with the Giants...Totaled 30 tackles one INT, two passes defended, one forced fumble and the first two sacks of his career...Played both cornerback and safety...(9/11) at **Dal.**: Made his Giants debut...(9/18) vs. **NO.**: Saw action at cornerback and safety, posting five tackles and his first career sack...(9/25) vs. **Was.**: Started and recorded four tackles and one pass defended...(10/3) at **Min.**: Recorded seven tackles (three solo)...(10/9) at **GB.**: Posted four tackles...(12/4) at **Pit.**: Saw action at safety and posted one tackle...(12/11) vs. **Dal.**: Recorded three tackles, one INT that he returned 29 yards and one pass defended...(12/18) vs. **Det.**: Posted one tackle and a forced fumble that was recovered by DE Olivier Vernon...(11/17) at **Was.**: Saw time at safety and tallied four tackles and one sack...**Postseason:** (1/8/17) at **GB.**: Started at safety and recorded five tackles and one pass defended.

2015 (with Cin.): Played in 14 games, making four starts in his final season in Cincinnati...Tallied 55 tackles, two INTs and nine passes defended...Earned AFC Defensive Player of the Week honors for his performance in Week 12 vs. St. Louis...(9/20) vs. **SD.**: Posted four tackles and one pass defended...Made a big stop on a two-point conversion to preserve the victory...(9/27) at **Bal.**: Tallied three tackles in the victory...(11/1) at **Pit.**: Finished second on the team with six tackles and led the team with two passes defended...(11/5) vs. **Cle.**: Tallied two tackles and one pass defended...(11/22) at **Ari.**: Recorded six tackles and one INT, picking off QB Carson Palmer...(11/29) vs. **StL.**: Tallied six tackles, two passes defended and one INT-TD, taking back a pick 19 yards for the score...Named the AFC Defensive Player of the Week for his effort, the first honor of his career...(12/20) at **SF.**: Tallied five tackles...**Postseason:** (1/9/16) vs. **Pit.**: Posted two tackles and one pass defended in the Wild Card Game.

2014 (with Cin.): Started all 15 games in which he appeared, finishing the year with 67 tackles, one INT and eight passes defended...(9/14) vs. **Atl.**: Tallied six tackles, one INT and two passes defended...Picked off QB Matt Ryan in the third quarter, setting up a Bengals TD...(10/19) at **Ind.**: Posted four tackles and one pass defended...(10/26) vs. **Bal.**: Tied for the team lead with seven tackles...(11/16) at **NO.**: Tallied five tackles...(11/23) at **Hou.**: Made four tackles and recorded one pass defended...(12/7) vs. **Pit.**: Recorded six tackles and one pass defended...(12/22) vs. **Den.**: Recorded three tackles...(12/28) at **Pit.**: Tallied six tackles and one pass defended...**Postseason:** (1/4/15) at **Ind.**: Recorded two tackles and one pass defended.

2013 (with Cin.): Started five games before an Achilles injury cut his season short...Placed on the Reserve/Injured List on Oct. 29...Finished the season with 20 tackles, one INT and seven passes defended...(9/8) at **Chi.**: Logged seven tackles and two passes defended...(9/16) vs. **Pit.**: Recorded five tackles with one pass defended...(9/22) vs. **GB.**: Recorded four tackles, three passes defended and one INT...Picked off QB Aaron Rodgers in the fourth quarter to help spark the Bengals' comeback.

2012 (with Cin.): Started all 14 games he appeared in and totaled 43 tackles, two INTs and 12 passes defended...Named the team's recipient of the Ed Block Courage Award...(9/16) vs. **Cle.**: Posted eight tackles and led the team with two passes defended...(12/13) at **Phi.**: Posted an INT, picking off QB Nick Foles in the third and returning it 44 yards to set up the Bengals' go-ahead TD...(12/23) at **Pit.**: Picked off QB Ben Roethlisberger and returned it 17 yards for a TD in the first quarter...Added two tackles...**Postseason:** (1/5/13) at **Hou.**: Posted 13 tackles and one INT-TD...Picked off QB Matt Schaub and returned it 21 yards for a score.

2011 (with Cin.): Started the first nine games of the season before an Achilles injury cut his season short...Placed on the Reserve/Injured List on Nov. 14...Totaled 38 tackles, two INTs, seven passes defended and one fumble recovery...(9/11) at **Cle.**: Posted four tackles and tied for the team lead with three passes defended...(9/18) at **Den.**: Recorded two tackles and one fumble recovery, returning it 10 yards to set up a Bengals FG...(9/25) vs. **SF.**: Recorded four tackles and one pass defended...(10/9) at **Jac.**: Registered five tackles and one pass defended...(10/16) vs. **Ind.**: Recorded four tackles, one INT and two passes defended...Picked off QB Curtis Painter in the fourth quarter to help seal the victory...(10/30) at **Sea.**: Tallied eight tackles...(11/13) vs. **Pit.**: Recorded one tackle, one INT and two passes defended before leaving the game with an Achilles injury.

2010 (with Cin.): Started all 16 games for the third consecutive season and finished with 52 tackles (36 solo), four INTs, 11 passes defended and two forced fumbles...(9/19) vs. **Bal.**: Posted three tackles and one INT, picking off QB Joe Flacco and returning it 22 yards...(9/26) at **Car.**: Posted five tackles and one INT, picking off QB Jimmy Clausen in the first quarter...(10/3) at **Cle.**: Recorded an INT in his third straight game, picking off QB Seneca Wallace...Added two tackles...(10/24) at **Atl.**: Tallied six tackles, four passes defended and one INT...Picked off QB Matt Ryan in the third quarter and set up a Bengals TD...(11/8) vs. **Pit.**: Posted four tackles, two forced fumbles and one fumble recovery.

2009 (with Cin.): Started all 16 games and totaled 73 tackles, six INTs, 24 passes defended and two forced fumbles...His six INTs were a career high and his 24 passes defended tied a career high...Added seven special teams tackles...Was named to the Associated Press All-Pro Second Team, the first honor of his career...**(10/18) vs. Hou.:** Posted a team- and season-high 14 tackles in the loss...**(10/4) at Cle.:** Recorded six tackles and one forced fumble...**(10/11) at Bal.:** Talled two tackles and one INT, picking off QB Joe Flacco in the waning seconds to seal the victory for the Bengals...**(10/25) vs. Chi.:** Recorded six tackles, two INTs and four passes defended...**(11/8) vs. Bal.:** Recorded two tackles and one INT, picking off QB Joe Flacco in the second quarter...**(11/15) at Pit.:** Recorded seven tackles and one pass defended...**(12/13) at Min.:** Posted six tackles and one INT...Picked off QB Brett Favre to stall at Vikings drive...**(12/27) vs. KC.:** Posted four tackles and four passes defense...Added his sixth INT of the year...**Postseason: (1/9/10) vs. NYJ.:** Posted seven tackles in the Wild Card Game loss to the Jets.

2008 (with Cin.): Started all 16 games for the first time in his career, totaling 84 tackles (66 solo), three INTs and one fumble recovery...Named the AFC Defensive Player of the Week for his Week 16 performance against the Browns...**(11/2) vs. Jac.:** Talled six tackles and tied for the team lead with three passes defended...**(11/16) vs. Phi.:** Tied for the team lead with eight tackles and also posted two passes defended...**(12/7) at Ind.:** Recorded a season-high nine tackles and tallied one fumble recovery...**(12/14) vs. Was.:** Posted a team-high four passes defended and six tackles...**(12/21) at Cle.:** Was named the AFC Defensive Player of the Week after posting a franchise-record three INTs and one INT-TD, a 50-yarder...**(12/28) vs. KC.:** Led the secondary with nine tackles and added two passes defended.

2007 (with Cin.): Played in all 16 games and made 10 starts as a rookie...Posted a career-high 85 tackles and led the team with five INTs, tying a Bengals rookie record...Was named to the Pro Football Writers of America's All-Rookie Team...**(9/10) vs. Bal.:** Made his NFL debut in a start against the Ravens, posting five tackles and two passes defended...**(9/23) at Sea.:** Made two tackles and posted the first INT of his career, picking off QB Matt Hasselbeck...**(11/11) at Bal.:** Talled seven tackles and one INT, picking off QB Steve McNair...**(12/2) at Pit.:** Led the team and posted a season-high 11 tackles...**(12/23) vs. Cle.:** Picked off QB Derek Anderson late in the second quarter to help set up a Bengals TD.

COLLEGE: Appeared in 50 games over four seasons (2003-06) at Michigan, where he was a consensus All-American and the NCAA's Jim Thorpe Award (top defensive back) and Bronko Nagurski Trophy (top defensive player) winner as a senior in 2006...Left the school with the record for most career passes defended (43) and ranked tied for fourth with 12 INTs...As a junior in 2005, set a Michigan record with an 83-yard fumble recovery that he returned for a TD...Majorred in general studies.

PERSONAL: Attended Vista (Calif.) High School...Earned All-American honors from SuperPrep and PrepStar...Played cornerback, wide receiver and quarterback while in high school...In addition to football, also lettered in track & field.

ADDITIONAL STATISTICS: Special teams tackles – 9 in 2007, 5 in 2008, 7 in 2009, 5 in 2010, 2 in 2012, 1 in 2016, 2 in 2017; NFL totals: 31.

SINGLE-GAME HIGHS: TACKLES: Total – 13, 10/18/09 vs. Hou. Solo – 11, 10/18/09 vs. Hou. Interceptions – 3, 12/21/08 at Cle. Passes defended – 4, two times; last: 12/27/09 vs. KC. Forced fumbles – 2, 11/8/10 vs. Pit. Fumble recoveries – 2, two times; last: 9/18/11 at Den.



LEON HALL'S CAREER STATISTICS

Year	Team	GP	GS	TACKLES					Yds.	INTERCEPTIONS				FUMBLES		
				Total	Solo	Asst.	Sacks			No.	Yds.	Lg.	TD	PD	FF	FR
2007	Cincinnati	16	10	85	51	34	0.0	0.0	5	16	12	0	12	1	0	0
2008	Cincinnati	16	16	84	66	18	0.0	0.0	3	87	50t	1	24	0	1	0
2009	Cincinnati	16	16	73	55	18	0.0	0.0	6	47	26	0	24	2	0	0
2010	Cincinnati	16	16	52	36	16	0.0	0.0	4	19	22	0	11	2	0	0
2011	Cincinnati	9	9	38	31	7	0.0	0.0	2	15	15	0	7	0	1	10
2012	Cincinnati	14	14	43	35	8	0.0	0.0	2	61	44	1	12	0	0	0
2013	Cincinnati	5	5	20	14	6	0.0	0.0	1	0	0	0	5	0	0	0
2014	Cincinnati	15	15	67	48	19	0.0	0.0	1	-3	3	0	8	0	0	0
2015	Cincinnati	14	4	55	44	11	0.0	0.0	2	19	19t	1	9	0	0	0
2016	NY Giants	12	2	30	20	10	2.0	21.0	1	29	29	0	2	1	0	0
2017	San Francisco	9	1	16	15	1	0.0	0.0	0	0	-	0	1	0	0	0
Totals		142	108	563	415	148	2.0	21.0	27	290	50t	3	115	6	2	10
POSTSEASON																
2009	Cincinnati	1	1	7	4	3	0.0	0.0	0	0	-	0	0	0	0	0
2012	Cincinnati	1	1	13	4	9	0.0	0.0	1	21	21t	1	1	0	0	0
2014	Cincinnati	1	1	2	1	1	0.0	0.0	0	0	-	0	1	0	0	0
2015	Cincinnati	1	1	2	2	0	0.0	0.0	0	0	-	0	1	0	0	0
2016	NY Giants	1	1	5	5	0	0.0	0.0	0	0	-	0	1	0	0	0
Totals		5	5	29	16	13	0.0	0.0	1	21	21t	1	4	0	0	0

LEON HALL GAME-BY-GAME
2017, SAN FRANCISCO (6-10)

Date	Opp.	W/L	GP/GS	TACKLES					INTERCEPTIONS					FUMBLES		
				Total	Solo	Asst.	Sacks	Yds.	No.	Yds.	Lg.	TD	PD	FF	FR	Yds.
9/10	Car.	L														
9/17	at Sea.	L														
9/21	LAR	L														
10/1	at Ari.	L														
10/8	at Ind.	L														
10/15	at Was.	L														
10/22	Dal.	L														
10/29	at Phi.	L	1/1	1	1	0	0.0	0.0	0	0	-	0	0	0	0	0
11/5	Ari.	L	1/0	4	4	0	0.0	0.0	0	0	-	0	1	0	0	0
11/12	NYG	W	1/0	1	1	0	0.0	0.0	0	0	-	0	0	0	0	0
11/26	Sea.	L	1/0	1	1	0	0.0	0.0	0	0	-	0	0	0	0	0
12/3	at Chi.	W	1/0	0	0	0	0.0	0.0	0	0	-	0	0	0	0	0
12/10	at Hou.	W	1/0	2	2	0	0.0	0.0	0	0	-	0	0	0	0	0
12/17	Ten.	W	1/0	1	0	1	0.0	0.0	0	0	-	0	0	0	0	0
12/24	Jac.	W	1/0	5	5	0	0.0	0.0	0	0	-	0	0	0	0	0
12/31	at LAR	W	1/0	1	1	0	0.0	0.0	0	0	-	0	0	0	0	0
Totals			9/1	16	15	1	0.0	0.0	0	0	-	0	1	0	0	0

2016, NEW YORK GIANTS (11-5)

Date	Opp.	W/L	GP/GS	TACKLES					INTERCEPTIONS					FUMBLES		
				Total	Solo	Asst.	Sacks	Yds.	No.	Yds.	Lg.	TD	PD	FF	FR	Yds.
9/11	at Dal.	W	1/0	0	0	0	0.0	0.0	0	0	-	0	0	0	0	0
9/18	NO	W	1/0	5	3	2	1.0	11.0	0	0	-	0	0	0	0	0
9/25	Was.	L	1/1	4	2	2	0.0	0.0	0	0	-	0	1	0	0	0
10/3	at Min.	L	1/0	6	3	3	0.0	0.0	0	0	-	0	0	0	0	0
10/9	at GB	L	1/1	4	3	1	0.0	0.0	0	0	-	0	0	0	0	0
10/16	Bal.	W	1/0	1	1	0	0.0	0.0	0	0	-	0	0	0	0	0
10/23	at LAR	W	1/0	1	1	0	0.0	0.0	0	0	-	0	0	0	0	0
11/6	Phi.	W														
11/14	Cin.	W														
11/20	Chi.	W														
11/27	at Cle.	W														
12/4	at Pit.	L	1/0	1	1	0	0.0	0.0	0	0	-	0	0	0	0	0
12/11	Dal.	W	1/0	3	3	0	0.0	0.0	1	29	29	0	1	0	0	0
12/18	Det.	W	1/0	1	1	0	0.0	0.0	0	0	-	0	0	1	0	0
12/22	at Phi.	L	1/0	0	0	0	0.0	0.0	0	0	-	0	0	0	0	0
1/1/17	at Was.	W	1/0	4	2	2	1.0	10.0	0	0	-	0	0	0	0	0
Totals			12/2	30	20	10	2.0	21.0	1	29	29	0	2	1	0	0

POSTSEASON

1/8/17	at GB	L	1/1	5	5	0	0.0	0.0	0	0	-	0	1	0	0	0
--------	-------	---	-----	---	---	---	-----	-----	---	---	---	---	---	---	---	---

2015, CINCINNATI (12-4)

Date	Opp.	W/L	GP/GS	TACKLES					INTERCEPTIONS					FUMBLES		
				Total	Solo	Asst.	Sacks	Yds.	No.	Yds.	Lg.	TD	PD	FF	FR	Yds.
9/13	at Oak.	W	1/0	3	2	1	0.0	0.0	0	0	-	0	0	0	0	0
9/20	SD	W	1/1	4	4	0	0.0	0.0	0	0	-	0	1	0	0	0
9/27	at Bal.	W	1/0	3	2	1	0.0	0.0	0	0	-	0	0	0	0	0
10/4	KC	W	1/1	3	3	0	0.0	0.0	0	0	-	0	1	0	0	0
10/11	Sea.	W	1/0	0	0	0	0.0	0.0	0	0	-	0	0	0	0	0
10/18	at Buf.	W														
11/1	at Pit.	W	1/0	5	5	0	0.0	0.0	0	0	-	0	2	0	0	0
11/5	Cle.	W	1/0	2	2	0	0.0	0.0	0	0	-	0	1	0	0	0
11/16	Hou.	L	1/1	2	1	1	0.0	0.0	0	0	-	0	1	0	0	0
11/22	at Ari.	L	1/0	6	4	2	0.0	0.0	1	0	0	0	1	0	0	0
11/29	StL.	W	1/0	6	4	2	0.0	0.0	1	19	19t	1	2	0	0	0
12/6	at Cle.	W														
12/13	Pit.	L	1/1	7	5	2	0.0	0.0	0	0	-	0	0	0	0	0
12/20	at SF	W	1/0	5	5	0	0.0	0.0	0	0	-	0	0	0	0	0
12/28	at Den.	L	1/0	5	4	1	0.0	0.0	0	0	-	0	0	0	0	0
1/3/16	Bal.	W	1/0	4	3	1	0.0	0.0	0	0	-	0	0	0	0	0
Totals			14/4	55	44	11	0.0	0.0	2	19	19t	1	9	0	0	0

POSTSEASON

1/9/16	Pit.	L	1/1	2	2	0	0.0	0.0	0	0	-	0	1	0	0	0
--------	------	---	-----	---	---	---	-----	-----	---	---	---	---	---	---	---	---

**LEON HALL GAME-BY-GAME
2014, CINCINNATI (10-5-1)**

Date	Opp.	W/L	GP/GS	TACKLES					INTERCEPTIONS					FUMBLES		
				Total	Solo	Asst.	Sacks	Yds.	No.	Yds.	Lg.	TD	PD	FF	FR	Yds.
9/7	at Bal.	W	1/1	3	3	0	0.0	0.0	0	0	-	0	1	0	0	0
9/14	Atl.	W	1/1	6	5	1	0.0	0.0	1	-3	-3	0	2	0	0	0
9/21	Ten.	W	1/1	2	2	0	0.0	0.0	0	0	-	0	0	0	0	0
10/5	at NE	L	1/1	8	4	4	0.0	0.0	0	0	-	0	0	0	0	0
10/12	Car.	T	1/1	4	3	1	0.0	0.0	0	0	-	0	1	0	0	0
10/19	at Ind.	L	1/1	4	4	0	0.0	0.0	0	0	-	0	1	0	0	0
10/26	Bal.	W	1/1	7	4	3	0.0	0.0	0	0	-	0	0	0	0	0
11/2	Jac.	W	1/1	5	2	3	0.0	0.0	0	0	-	0	0	0	0	0
11/6	Cle.	L		(INACTIVE - CONCUSSION)												
11/16	at NO	W	1/1	5	3	2	0.0	0.0	0	0	-	0	0	0	0	0
11/23	at Hou.	W	1/1	4	3	1	0.0	0.0	0	0	-	0	1	0	0	0
11/30	at TB	W	1/1	3	3	0	0.0	0.0	0	0	-	0	0	0	0	0
12/7	Pit.	L	1/1	6	5	1	0.0	0.0	0	0	-	0	1	0	0	0
12/14	at Cle.	W	1/1	1	0	1	0.0	0.0	0	0	-	0	0	0	0	0
12/22	Den.	W	1/1	3	2	1	0.0	0.0	0	0	-	0	0	0	0	0
12/28	at Pit.	L	1/1	6	5	1	0.0	0.0	0	0	-	0	1	0	0	0
Totals			15/15	67	48	19	0.0	0.0	1	-3	-3	0	8	0	0	0

POSTSEASON

1/4/15	at Ind.	L	1/1	2	1	1	0.0	0.0	0	0	-	0	1	0	0	0
--------	---------	---	-----	---	---	---	-----	-----	---	---	---	---	---	---	---	---

2013, CINCINNATI (11-5)

Date	Opp.	W/L	GP/GS	TACKLES					INTERCEPTIONS					FUMBLES		
				Total	Solo	Asst.	Sacks	Yds.	No.	Yds.	Lg.	TD	PD	FF	FR	Yds.
9/8	at Chi.	L	1/1	7	6	1	0.0	0.0	0	0	-	0	2	0	0	0
9/16	Pit.	W	1/1	5	2	3	0.0	0.0	0	0	-	0	1	0	0	0
9/22	GB	W	1/1	4	3	1	0.0	0.0	1	0	0	0	2	0	0	0
9/29	at Cle.	L		(INACTIVE - HAMSTRING)												
10/6	NE	W		(INACTIVE - HAMSTRING)												
10/13	at Buf.	W	1/1	3	3	0	0.0	0.0	0	0	-	0	0	0	0	0
10/20	at Det.	W	1/1	1	0	1	0.0	0.0	0	0	-	0	0	0	0	0
10/27	NYJ	W		(INACTIVE - ACHILLES)												
10/31	at Mia.	L		(RESERVE/INJURED LIST - ACHILLES)												
11/10	at Bal.	L		(RESERVE/INJURED LIST - ACHILLES)												
11/17	Cle.	W		(RESERVE/INJURED LIST - ACHILLES)												
12/1	at SD	W		(RESERVE/INJURED LIST - ACHILLES)												
12/8	Ind.	W		(RESERVE/INJURED LIST - ACHILLES)												
12/15	at Pit.	L		(RESERVE/INJURED LIST - ACHILLES)												
12/22	Min.	W		(RESERVE/INJURED LIST - ACHILLES)												
12/29	Bal.	W		(RESERVE/INJURED LIST - ACHILLES)												
Totals			5/5	20	14	6	0.0	0.0	1	0	0	0	5	0	0	0

2012, CINCINNATI (10-6)

Date	Opp.	W/L	GP/GS	TACKLES					INTERCEPTIONS					FUMBLES		
				Total	Solo	Asst.	Sacks	Yds.	No.	Yds.	Lg.	TD	PD	FF	FR	Yds.
9/10	at Bal.	L	1/1	4	4	0	0.0	0.0	0	0	-	0	2	0	0	0
9/16	Cle.	W	1/1	8	6	2	0.0	0.0	0	0	-	0	3	0	0	0
9/23	at Was.	W		(INACTIVE - CALF)												
9/30	at Jac.	W		(INACTIVE - HAMSTRING)												
10/7	Mia.	L	1/1	2	1	1	0.0	0.0	0	0	-	0	1	0	0	0
10/14	at Cle.	L	1/1	2	2	0	0.0	0.0	0	0	-	0	1	0	0	0
10/21	Pit.	L	1/1	3	3	0	0.0	0.0	0	0	-	0	1	0	0	0
11/4	Den.	L	1/1	5	5	0	0.0	0.0	0	0	-	0	0	0	0	0
11/11	NYG	W	1/1	4	3	1	0.0	0.0	0	0	-	0	0	0	0	0
11/18	at KC	W	1/1	1	1	0	0.0	0.0	0	0	-	0	0	0	0	0
11/25	Oak.	W	1/1	2	2	0	0.0	0.0	0	0	-	0	2	0	0	0
12/2	at SD	W	1/1	2	2	0	0.0	0.0	0	0	-	0	0	0	0	0
12/9	Dal.	L	1/1	4	2	2	0.0	0.0	0	0	-	0	0	0	0	0
12/13	at Phi.	W	1/1	1	1	0	0.0	0.0	1	44	44	0	1	0	0	0
12/23	at Pit.	W	1/1	2	1	1	0.0	0.0	1	17	17t	1	1	0	0	0
12/30	Bal.	W	1/1	3	2	1	0.0	0.0	0	0	-	0	0	0	0	0
Totals			14/14	43	35	8	0.0	0.0	2	61	44	1	12	0	0	0
POSTSEASON																
1/5/13	at Hou.	L	1/1	13	4	9	0.0	0.0	1	21	21t	1	1	0	0	0

LEON HALL GAME-BY-GAME
2011, CINCINNATI (9-7)

Date	Opp.	W/L	GP/GS	TACKLES					INTERCEPTIONS					FUMBLES		
				Total	Solo	Asst.	Sacks	Yds.	No.	Yds.	Lg.	TD	PD	FF	FR	Yds.
9/11	at Cle.	W	1/1	4	2	2	0.0	0.0	0	0	-	0	2	0	0	0
9/18	at Den.	L	1/1	2	2	0	0.0	0.0	0	0	-	0	0	0	1	10
9/25	SF	L	1/1	4	3	1	0.0	0.0	0	0	-	0	0	0	0	0
10/2	Buf.	W	1/1	7	6	1	0.0	0.0	0	0	-	0	0	0	0	0
10/9	at Jac.	W	1/1	5	3	2	0.0	0.0	0	0	-	0	0	0	0	0
10/16	Ind.	W	1/1	4	4	0	0.0	0.0	1	15	15	0	2	0	0	0
10/30	at Sea.	W	1/1	8	8	0	0.0	0.0	0	0	-	0	0	0	0	0
11/6	at Ten.	W	1/1	3	2	1	0.0	0.0	0	0	-	0	0	0	0	0
11/13	Pit.	L	1/1	1	1	0	0.0	0.0	1	0	0	0	3	0	0	0
11/20	at Bal.	L	1/1	(RESERVE/INJURED LIST - ACHILLES)												
11/27	Cle.	W	1/1	(RESERVE/INJURED LIST - ACHILLES)												
12/4	at Pit.	L	1/1	(RESERVE/INJURED LIST - ACHILLES)												
12/11	Hou.	L	1/1	(RESERVE/INJURED LIST - ACHILLES)												
12/18	at StL.	W	1/1	(RESERVE/INJURED LIST - ACHILLES)												
12/24	Ari.	W	1/1	(RESERVE/INJURED LIST - ACHILLES)												
1/1/12	Bal.	L	1/1	(RESERVE/INJURED LIST - ACHILLES)												
Totals			9/9	38	31	7	0.0	0.0	2	15	15	0	7	0	1	10

2010, CINCINNATI (4-12)

Date	Opp.	W/L	GP/GS	TACKLES					INTERCEPTIONS					FUMBLES		
				Total	Solo	Asst.	Sacks	Yds.	No.	Yds.	Lg.	TD	PD	FF	FR	Yds.
9/12	at NE	L	1/1	4	1	3	0.0	0.0	0	0	-	0	1	0	0	0
9/19	Bal.	W	1/1	3	3	0	0.0	0.0	1	22	22	0	1	0	0	0
9/26	at Car.	W	1/1	5	3	2	0.0	0.0	1	0	0	0	2	0	0	0
10/3	at Cle.	L	1/1	2	2	0	0.0	0.0	1	-3	-3	0	1	0	0	0
10/10	TB	L	1/1	5	4	1	0.0	0.0	0	0	-	0	1	0	0	0
10/24	at Atl.	L	1/1	6	2	4	0.0	0.0	1	0	0	0	1	0	0	0
10/31	Mia.	L	1/1	3	2	1	0.0	0.0	0	0	-	0	0	0	0	0
11/8	Pit.	L	1/1	4	3	1	0.0	0.0	0	0	-	0	0	2	0	0
11/14	at Ind.	L	1/1	1	0	1	0.0	0.0	0	0	-	0	0	0	0	0
11/21	Buf.	L	1/1	3	3	0	0.0	0.0	0	0	-	0	1	0	0	0
11/25	at NYJ	L	1/1	4	3	1	0.0	0.0	0	0	-	0	1	0	0	0
12/5	NO	L	1/1	5	4	1	0.0	0.0	0	0	-	0	0	0	0	0
12/12	at Pit.	L	1/1	3	3	0	0.0	0.0	0	0	-	0	1	0	0	0
12/19	Cle.	W	1/1	2	2	0	0.0	0.0	0	0	-	0	0	0	0	0
12/26	SD	W	1/1	0	0	0	0.0	0.0	0	0	-	0	0	0	0	0
1/2/11	at Bal.	L	1/1	2	1	1	0.0	0.0	0	0	-	0	1	0	0	0
Totals			16/16	52	36	16	0.0	0.0	4	19	22	0	11	2	0	0

2009, CINCINNATI (10-6)

Date	Opp.	W/L	GP/GS	TACKLES					INTERCEPTIONS					FUMBLES		
				Total	Solo	Asst.	Sacks	Yds.	No.	Yds.	Lg.	TD	PD	FF	FR	Yds.
9/13	Den.	L	1/1	3	2	1	0.0	0.0	0	0	-	0	3	0	0	0
9/20	at GB	W	1/1	4	1	3	0.0	0.0	0	0	-	0	0	0	0	0
9/27	Pit.	W	1/1	2	2	0	0.0	0.0	0	0	-	0	0	0	0	0
10/4	at Cle.	W	1/1	6	6	0	0.0	0.0	0	0	-	0	1	1	0	0
10/11	at Bal.	W	1/1	2	2	0	0.0	0.0	1	0	0	0	1	0	0	0
10/18	Hou.	L	1/1	14	11	3	0.0	0.0	0	0	-	0	1	1	0	0
10/25	Chi.	W	1/1	6	5	1	0.0	0.0	2	48	26	0	4	0	0	0
11/8	Bal.	W	1/1	2	2	0	0.0	0.0	1	-2	-2	0	2	0	0	0
11/15	at Pit.	W	1/1	7	5	2	0.0	0.0	0	0	-	0	0	0	0	0
11/22	at Oak.	L	1/1	1	0	1	0.0	0.0	0	0	-	0	3	0	0	0
11/29	Cle.	W	1/1	3	1	2	0.0	0.0	0	0	-	0	2	0	0	0
12/6	Det.	W	1/1	1	0	1	0.0	0.0	0	0	-	0	1	0	0	0
12/13	at Min.	L	1/1	6	5	1	0.0	0.0	1	1	1	0	1	0	0	0
12/20	at SD	L	1/1	8	7	1	0.0	0.0	0	0	-	0	1	0	0	0
12/27	KC	W	1/1	4	4	0	0.0	0.0	1	0	0	0	4	0	0	0
1/3/10	at NYJ	L	1/1	4	2	2	0.0	0.0	0	0	-	0	0	0	0	0
Totals			16/16	73	55	18	0.0	0.0	6	47	26	0	24	2	0	0

POSTSEASON

1/9/10	NYJ	L	1/1	7	4	3	0.0	0.0	0	0	-	0	0	0	0	0
--------	-----	---	-----	---	---	---	-----	-----	---	---	---	---	---	---	---	---

**LEON HALL GAME-BY-GAME
2008, CINCINNATI (4-11-1)**

Date	Opp.	W/L	GP/GS	TACKLES					INTERCEPTIONS					FUMBLES		
				Total	Solo	Asst.	Sacks	Yds.	No.	Yds.	Lg.	TD	PD	FF	FR	Yds.
9/7	at Bal.	L	1/1	4	2	2	0.0	0.0	0	0	-	0	3	0	0	0
9/14	Ten.	L	1/1	3	3	0	0.0	0.0	0	0	-	0	0	0	0	0
9/21	at NYG	L	1/1	3	3	0	0.0	0.0	0	0	-	0	2	0	0	0
9/28	Cle.	L	1/1	0	0	0	0.0	0.0	0	0	-	0	3	0	0	0
10/5	at Dal.	L	1/1	6	3	3	0.0	0.0	0	0	-	0	0	0	0	0
10/12	at NYJ	L	1/1	5	3	2	0.0	0.0	0	0	-	0	0	0	0	0
10/19	Pit.	L	1/1	3	2	1	0.0	0.0	0	0	-	0	2	0	0	0
10/26	at Hou.	L	1/1	3	3	0	0.0	0.0	0	0	-	0	0	0	0	0
11/2	Jac.	W	1/1	6	3	3	0.0	0.0	0	0	-	0	2	0	0	0
11/16	Phi.	T	1/1	8	8	0	0.0	0.0	0	0	-	0	2	0	0	0
11/20	at Pit.	L	1/1	7	5	2	0.0	0.0	0	0	-	0	1	0	0	0
11/30	Bal.	L	1/1	7	4	3	0.0	0.0	0	0	-	0	1	0	0	0
12/7	at Ind.	L	1/1	9	8	1	0.0	0.0	0	0	-	0	1	0	1	0
12/14	Was.	W	1/1	6	6	0	0.0	0.0	0	0	-	0	3	0	0	0
12/21	at Cle.	W	1/1	5	4	1	0.0	0.0	3	87	50t	1	3	0	0	0
12/28	KC	W	1/1	9	9	0	0.0	0.0	0	0	-	0	1	0	0	0
Totals			16/16	84	66	18	0.0	0.0	3	87	50t	1	24	0	1	0

2007, CINCINNATI (7-9)

Date	Opp.	W/L	GP/GS	TACKLES					INTERCEPTIONS					FUMBLES		
				Total	Solo	Asst.	Sacks	Yds.	No.	Yds.	Lg.	TD	PD	FF	FR	Yds.
9/10	Bal.	W	1/1	5	2	3	0.0	0.0	0	0	-	0	2	0	0	0
9/16	at Cle.	L	1/0	2	1	1	0.0	0.0	0	0	-	0	0	1	0	0
9/23	at Sea.	L	1/0	2	1	1	0.0	0.0	1	2	2	0	1	0	0	0
10/1	NE	L	1/0	2	1	1	0.0	0.0	1	2	2	0	1	0	0	0
10/14	at KC	L	1/1	7	6	1	0.0	0.0	0	0	-	0	0	0	0	0
10/21	NYJ	W	1/0	4	1	3	0.0	0.0	0	0	-	0	1	0	0	0
10/28	Pit.	L	1/0	2	1	1	0.0	0.0	0	0	-	0	0	0	0	0
11/4	at Buf.	L	1/0	5	3	2	0.0	0.0	1	0	0	0	1	0	0	0
11/11	at Bal.	W	1/1	7	6	1	0.0	0.0	1	0	0	0	2	0	0	0
11/18	Ari.	L	1/1	7	3	4	0.0	0.0	0	0	-	0	2	0	0	0
11/25	Ten.	W	1/1	4	1	3	0.0	0.0	0	0	-	0	0	0	0	0
12/2	at Pit.	L	1/1	11	6	5	0.0	0.0	0	0	-	0	0	0	0	0
12/9	StL.	W	1/1	7	5	2	0.0	0.0	0	0	-	0	0	0	0	0
12/15	at SF	L	1/1	6	4	2	0.0	0.0	0	0	-	0	1	0	0	0
12/23	Cin.	W	1/1	7	4	3	0.0	0.0	1	12	12	0	1	0	0	0
12/30	at Mia.	W	1/1	7	6	1	0.0	0.0	0	0	-	0	0	0	0	0
Totals			16/10	85	51	34	0.0	0.0	5	16	12	0	12	1	0	0



ANTONIO HAMILTON 32

CORNERBACK
6-0 | 190
SOUTH CAROLINA STATE
NFL EXP.: 3
RAIDERS EXP.: 3

ACQUIRED: FA-'16
HOMETOWN:
JOHNSTON, S.C.
BORN: 01/24/93



TRANSACTIONS: Signed by Oakland Raiders as an undrafted free agent, May 10, 2016.

CAREER: Former undrafted free agent enters his third year with the Raiders...Has contributed on defense and special teams during his rookie and sophomore campaigns, with career totals of 12 games played, 12 tackles on defense and two on special teams.

2017: Appeared in eight games, playing on defense and special teams...Was placed on the Reserve/Injured List with a knee injury on Oct. 14...Activated on Dec. 15...(9/10) at **Ten.**: Appeared on special teams in his season debut...(9/17) vs. **NYJ**: Contributed on special teams, recording one stop...(9/24) at **Was.**: Played primarily on special teams...(10/1) at **Den.**: Appeared on special teams...(10/8) vs. **Bal.**: Left the game in the first quarter with a knee injury...(12/17) vs. **Dal.**: Contributed on special teams...(12/25) at **Phi.**: Made one tackle on defense and played on special teams...(12/31) at **LAC**: Posted a career-high eight tackles.

AT A GLANCE

- Was placed on the Reserve/Injured List with a knee injury from Weeks 5-14, and finished his sophomore year appearing in eight games as a contributor on defense and special teams.
- Made the team as an undrafted free agent in 2016 and played in four games, tallying three tackles in his rookie campaign.
- Played three years at South Carolina State, totaling 73 tackles (66 solo), one sack, nine tackles for loss, four INTs and nine passes defended in 33 games.
- Totalled 33 kick returns for 818 yards (24.8 avg.) and tallied 23 punt returns for 498 yards (21.6 avg.) with two TDs over two seasons.
- As a junior, earned Sports Network All-American and All-MEAC honors as a return specialist.

2016: Made the team as an undrafted free agent heading into the regular season, and was active for four games...Finished his rookie campaign with three tackles, all coming in Week 12 against the Panthers...(10/9) vs. **SD**: Made his debut in the regular season with the Silver and Black, seeing playing time on the special teams unit...(11/6) vs. **Den.**: Saw limited time on defense in his third appearance of the season...Played primarily as a member of the special teams unit...(11/27) vs. **Car.**: Saw his first extensive playing time at cornerback due to injuries...Notched his first three career tackles.

COLLEGE: Played three years at South Carolina State, appearing in 33 games...Totalled 73 career tackles (66 solo), one sack, nine tackles for loss, four INTs and nine passes defended...As a returner, totalled 33 kick returns for 818 yards (24.8 avg.) with two TDs...Also returned 23 punts for 498 yards (21.6 avg.) with two TDs over two seasons...As a senior, played in 11 games...Totalled 32 tackles (28), 4.5 tackles for loss, one INT and three passes defended...Named second team preseason All-MEAC as a return specialist...Ranked second in the MEAC with 22 kickoff returns for 503 yards (22.9 avg.) with one TD...Led the nation in kickoff return yards...As a junior, started all 12 games in which he appeared...Earned Sports Network All-American and All-MEAC honors as a return specialist...Led the nation (FCS I-AA) with 15 punt returns for 384 yards (25.6 avg.) and two TDs...Named MEAC Special Teams Player of the Week three times...Also returned 11 kickoffs for 315 yards (28.6 avg.) with a 98-yard return for a TD...On defense, recorded 36 tackles (34), 4.5 tackles for loss, one sack, three INTs, six passes defended and one fumble recovery...Selected to the STATS FCS Preseason All-American Team as a punt returner...As a sophomore, played 10 games in a reserve role...Recorded five tackles (four).

PERSONAL: Attended Strom Thurmond High School in Johnston, S.C. ...Lettered in both football and basketball.

ADDITIONAL STATISTICS: Special teams tackles – 2 in 2017.

SINGLE-GAME HIGHS: TACKLES: Total – 8, 12/31/17 at LAC. Solo – 8, 12/31/17 at LAC.

ANTONIO HAMILTON'S CAREER STATISTICS

Year	Team	GP	GS	TACKLES					Yds.	INTERCEPTIONS					FUMBLES		
				Total	Solo	Asst.	Sacks			No.	Yds.	Lg.	TD	PD	FF	FR	Yds.
2016	Oakland	4	0	3	3	0	0.0	0.0	0.0	0	0	-	0	0	0	0	0
2017	Oakland	8	0	9	9	0	0.0	0.0	0.0	0	0	-	0	0	0	0	0
Totals		12	0	12	12	0	0.0	0.0	0.0	0	0	-	0	0	0	0	0


ANTONIO HAMILTON GAME-BY-GAME

2017, OAKLAND (6-10)

Date	Opp.	W/L	GP/GS	TACKLES					INTERCEPTIONS					FUMBLES		
				Total	Solo	Asst.	Sacks	Yds.	No.	Yds.	Lg.	TD	PD	FF	FR	Yds.
9/10	at Ten.	W	1/0	0	0	0	0.0	0.0	0	0	-	0	0	0	0	0
9/17	NYJ	W	1/0	0	0	0	0.0	0.0	0	0	-	0	0	0	0	0
9/24	at Was.	L	1/0	0	0	0	0.0	0.0	0	0	-	0	0	0	0	0
10/1	at Den.	L	1/0	0	0	0	0.0	0.0	0	0	-	0	0	0	0	0
10/8	Bal.	L	1/0	0	0	0	0.0	0.0	0	0	-	0	0	0	0	0
10/15	LAC	L		(RESERVE/INJURED LIST - KNEE)												
10/19	KC	W		(RESERVE/INJURED LIST - KNEE)												
10/29	at Buf.	L		(RESERVE/INJURED LIST - KNEE)												
11/5	at Mia.	W		(RESERVE/INJURED LIST - KNEE)												
11/19	NE	L		(RESERVE/INJURED LIST - KNEE)												
11/26	Den.	W		(RESERVE/INJURED LIST - KNEE)												
12/3	NYG	W		(RESERVE/INJURED - DESIGNATED FOR RETURN LIST - KNEE)												
12/10	at KC	L		(RESERVE/INJURED - DESIGNATED FOR RETURN LIST - KNEE)												
12/17	Dal.	L	1/0	0	0	0	0.0	0.0	0	0	-	0	0	0	0	0
12/25	at Phi.	L	1/0	1	1	0	0.0	0.0	0	0	-	0	0	0	0	0
12/31	at LAC	L	1/0	8	8	0	0.0	0.0	0	0	-	0	0	0	0	0
Totals			8/0	9	9	0	0.0	0.0	0	0	-	0	0	0	0	0

2016, OAKLAND (12-4)

Date	Opp.	W/L	GP/GS	TACKLES					INTERCEPTIONS					FUMBLES		
				Total	Solo	Asst.	Sacks	Yds.	No.	Yds.	Lg.	TD	PD	FF	FR	Yds.
9/11	at NO	W		(INACTIVE)												
9/18	Atl.	L		(INACTIVE)												
9/25	at Ten.	W		(INACTIVE)												
10/2	at Bal.	W		(INACTIVE)												
10/9	SD	W	1/0	0	0	0	0.0	0.0	0	0	-	0	0	0	0	0
10/16	KC	L		(INACTIVE)												
10/23	at Jac.	W	1/0	0	0	0	0.0	0.0	0	0	-	0	0	0	0	0
10/30	at TB	W		(INACTIVE)												
11/6	Den.	W	1/0	0	0	0	0.0	0.0	0	0	-	0	0	0	0	0
11/21	Hou.	W		(INACTIVE)												
11/27	Car.	W	1/0	3	3	0	0.0	0.0	0	0	-	0	0	0	0	0
12/4	Buf.	W		(INACTIVE)												
12/8	at KC	L		(INACTIVE)												
12/18	at SD	W		(INACTIVE)												
12/24	Ind.	W		(INACTIVE)												
1/1/17	at Den.	L		(INACTIVE)												
Totals			4/0	3	3	0	0.0	0.0	0	0	-	0	0	0	0	0



DWAYNE HARRIS

17

**WIDE RECEIVER/
RETURN SPECIALIST**
5-11 | 206
EAST CAROLINA
NFL EXP.: 8

RAIDERS EXP.: 1
ACQUIRED: FA-'18
HOMETOWN:
STONE MOUNTAIN, GA.
BORN: 09/16/87



TRANSACTIONS: Selected by the Dallas Cowboys in the sixth round of the 2011 NFL Draft, April 30, 2011...Waived by Cowboys, Oct. 18, 2011...Signed by Cowboys to practice squad, Oct. 19, 2011...Re-signed by Cowboys to active roster, Dec. 14, 2011...Signed by New York Giants as an unrestricted free agent, March 11, 2015...Released by Giants, March 22, 2018...Signed by Oakland Raiders as a free agent, April 2, 2018.

CAREER: Dynamic return specialist enters his first season with the Silver and Black after seven years with the Dallas Cowboys and New York Giants...Has been named to one Pro Bowl, earning the selection in 2016...Has been named the NFC Special Teams Player of the Week on four separate occasions...Career totals include 88 games played with 10 starts, 70 receptions for 827 yards (11.8 avg.) and eight TDs and seven rushes for 25 yards (3.6 avg.)...Added 130 kickoff returns for 3,392 yards (26.1 avg.) and one TD to go along with 157 punt returns for 1,524 yards (9.7 avg.) and three TDs...Ranks fifth in the NFL in kickoff return yards since 2011...Earned his first Pro Bowl selection in 2016, posting 22 kickoff returns for 533 yards and 29 punt returns for 170 yards...Finished fifth in the NFL with a 24.2 kickoff return average...Set career highs in receptions (36), receiving yards (396) and receiving TDs (four) in 2015...Posted 28 kickoff returns for a career-high 857 yards (30.6 avg.) in 2013...Ranked near the top of the league in punt and kick return average, finishing third in punt return average and second in kickoff return average...Was named the NFC Special Teams Player of the Week twice...Finished second in the NFL with a 16.1 punt return average in 2012.

AT A GLANCE

- Has earned one Pro Bowl selection (2016) and four separate Special Teams Player of the Week awards.
- Ranks fifth in the NFL in kickoff return yards since 2011.
- Set career highs in receptions (36), receiving yards (396) and receiving TDs (four) in 2015.
- Ranked near the top of the league in punt and kick return average in 2013, finishing third in punt return average and second in kickoff return average.
- Finished second in the NFL with a 16.1 punt return average in 2012.

2017 (with NYG): Played in five games before his season was limited due to a foot injury...Totaled nine kickoff returns for 188 yards (20.9 avg.) and seven punt returns for 48 yards (6.9 avg.)...Placed on the Reserve/Injured List on Oct. 9...**(9/10) at Dal.:** Saw action on special teams, returning two kickoffs for 42 yards and one punt return for one yard...**(9/18) vs. Det.:** Saw action on special teams, returning one kickoff for 21 yards and two punts for nine yards...**(9/24) at Phi.:** Returned two kickoffs for 41 yards...**(10/8) vs. LAC:** Saw action at wide receiver and on special teams...Returned a season-high three punts for 38 yards and four kickoffs for 84 yards.

2016 (with NYG): Appeared in all 16 games and made one start...Proved to be one of the league's elite returners, earning his first Pro Bowl selection...Totaled one reception for 13 yards and one TD on offense...Posted 22 kickoff returns for 533 yards (24.2 avg.) and 29 punt returns for 170 yards (5.9 avg.)...Led the team in kickoff and punt returns for the second straight season...Finished fifth in the NFL with a 24.2 kickoff return average...Tied for the team lead with seven special teams tackles...**(10/3) at Min.:** Returned three kickoffs for 94 yards (31.3 avg.), had a team-high three special teams tackles...**(10/9) at GB:** Returned three kickoffs for 103 yards (34.3 avg.), before leaving the game due to a toe injury...**(11/20) vs. Chi.:** Saw action at wide receiver and kick returner, returning three kickoffs for 85 yards (28.3 avg.) and three punts for 14 yards...**(11/27) at Cle.:** Secured his only reception of the season, a 13-yard TD from QB Eli Manning to help secure the victory...**(12/4) at Pit.:** Saw action at wide receiver and kick returner, posting two kickoff returns for 40 yards...**(12/22) at Phi.:** Returned three kickoffs for 60 yards.

2015 (with NYG): Played in 15 games and made six starts in his first season with the Giants...Set career highs in receptions (36), receiving yards (396) and receiving TDs (four)...Added 22 kickoff returns for 631 (28.7 avg.) yards and one TD, a 100-yard return...As a punt returner, posted 34 returns (a career high) for 341 yards (10.0 avg.) and one TD...Was named the NFC Special Teams Player of the Week in Week 7 against Dallas, his fourth career award...His 28.7 kickoff return average was third in the NFL...Was seventh in the NFL with a 10.0 punt return average...Became the first player in franchise history to score on a kickoff return, punt return and reception in the same season...**(9/20) vs. Atl.:** Returned a season-high four punts for 66 yards...**(10/4) at Buf.:** Caught the first five passes of his Giants tenure and also returned three punts for 18 yards...**(10/11) vs. SF:** Contributed a season-high six receptions for 72 yards and added three punt returns for 31 yards...**(10/19) at Phi.:** Recorded two receptions for 18 yards and two kickoff returns for 49 yards...**(10/25) vs. Dal.:** Returned three kickoffs for 149 yards and one TD...The TD was a 100-yard return, breaking a tie late in the fourth quarter to help the Giants win...Earned his fourth Special Teams Player of the Week award for his effort...**(11/15) vs. NE:** Matched a season high with six receptions for 82 yards...**(12/6) vs. NYJ:** Had an explosive day against the Jets, returning four kickoffs for 104 yards...Added two punt returns for 96 yards, including an 80-yard TD in the second quarter.

2014 (with Dal.: Played in all 16 games in his final season with the Cowboys...Totaled seven receptions for 116 yards (16.6 avg.)...Added 30 kickoff returns for 742 yards (24.7 avg.) and 30 punt returns for 275 yards...His 24.7 kickoff return average was 12th in the NFL...Led the Cowboys with 12 special teams tackles...**(9/7) vs. SF:** Made his Giants debut and posted one catch for a career-long 56 yards...Added two kickoff returns for 58 yards...**(9/14) at Ten.:** Posted four special teams tackles and returned one punt for 15 yards...**(10/5) vs. Hou.:** Recorded three receptions for 30 yards...Added a career-high five punt returns for 60 yards and two kickoff returns for 53 yards...**(10/27) vs. Was.:** Returned two kickoff returns for 45 yards and two punts for 18 yards...**(11/23) at NYG:** Posted one kickoff return for 22 yards and four punt returns for 68 yards...**(11/27) vs. Phi.:** Recorded four kickoff returns for 121 yards (30.3 avg.) and one special teams tackle...**(11/4) at Chi.:** Matched a career high with four special teams tackles...**(12/28) at Was.:** Returned two punts for 12 yards and two kickoffs for 55 yards...**Postseason:** **(1/11/15) at GB:** Returned four kickoffs for 92 yards and two punt returns for seven yards.

2013 (with Dal.: Played in 13 games and made three starts...Finished the year with nine receptions for 80 yards and two TDs...Posted 28 kickoff returns for a career-high 857 yards (30.6 avg.)...Added 20 punt returns for 256 yards (12.8 avg.) and one TD...Ranked near the top of the league in punt and kick return average, finishing third in punt return average and second in kickoff return average...Added 13 special teams tackles...Was named the NFC Special Teams Player of the Week twice...**(9/8) vs. NYG:** Recorded two catches for 12 yards...Added two punt returns for 18 yards and three special teams tackles, earning NFC Special

Teams Player of the Week...(9/15) at KC: Finished with one catch for four yards and returned one kickoffs for 35 yards...Added one punt return for 22 yards and two special teams tackles...(9/22) at StL: Made his first career start and posted one reception for 24 yards and one TD...(9/29) at SD: Started and caught one pass for 13 yards...(10/13) vs. Was.: Was named NFC Special Teams Player for the second time of the season after finishing with 133 kickoff returns yards and 109 punt return yards...Tallied an 86-yard punt return for a TD...His 222 combined return yards ranked fourth in team history at the time...(10/27) at Det.: Returned three kickoffs for 113 yards and two punts for 25 yards...(11/3) at Min.: Recorded two receptions for 13 yards and one TD...His 7-yard TD with 0:35 remaining sealed the victory for Dallas...(12/9) at Chi.: Returned four kickoffs for 103 yards before leaving the game in the third quarter due to a hamstring injury.

2012 (with Dal.): Played in all 16 games for the first time in his career...Totaled 17 receptions for 222 yards (13.1 avg.) and one TD...Added 11 kickoff returns for 210 yards (19.1 avg.) and 22 punt returns for a career-high 354 yards (16.1 avg.) and one TD...His 16.1 punt return average was second in the NFL and set a franchise record...Also tallied eight special teams tackles...(10/28) vs. NYG: Tallied the first two special teams tackles of his career and returned one punt for 14 yards...(11/11) at Phi.: Won the first Special Teams Player of the Week award of his career after returning a punt 78 yards for a TD...(11/18) vs. Cle.: Made his first three career receptions, totaling 20 yards...Added two punt returns for 27 yards...(11/22) vs. Was.: Tallied a season-high four receptions for 71 yards...Added three punt returns for 17 yards and two kickoffs returns for 47 yards...(12/9) at Cin.: Posted three receptions for 33 yards, two punt returns, one kickoff return and added three special teams stops...(12/23) vs. NO: Recorded his first career TD reception, a 16-yarder...(12/30) at Was.: Posted four kickoff returns for 73 yards and three punt returns for 78 yards.

2011 (with Dal.): Appeared in seven games as a rookie, primarily on special teams...Totaled eight kickoff returns for 231 yards (28.9 avg.) and 15 punt returns for 80 yards...Waived on Oct. 18...Signed to the practice squad on Oct. 19...Re-signed to the active roster on Dec. 14...(9/11) at NYJ: Made his NFL debut and returned two punts for 17 yards...(9/18) at SF: Tallied two punt returns for 25 yards...(12/24) at Phi.: Posted three punt returns and two kickoff returns for 85 yards.

COLLEGE: Appeared in 50 games over four seasons at East Carolina from 2007-10...Totaled 268 receptions for 3,001 yards (11.2 avg.) and 20 TDs to go along with 86 rushes for 526 yards (6.1 avg.) and six TDs...Tallied 102 kickoff returns for 2,374 yards (23.3 avg.) and three TDs in addition to 51 punt returns for 479 yards (9.4 avg.)...As a senior, appeared in 13 games with 10 starts and finished with 101 catches for 1,123 yards (11.1 avg.) and 10 TDs...His 10 TDs tied for second in school history...Set a school record with 41 kickoff returns for 839 yards (20.5 avg.) and added 222 yards on 19 punt returns...His punt return average of 11.7 yards was fourth in the conference...Totaled a career-best 2,288 all-purpose yards, finishing fourth in the nation...Earned All-Conference USA first-team honors as a receiver and punt returner...Played in all 14 games with seven starts as a junior...Ranked third in the conference with a 27.0 kickoff return average...Established school season and career records by returning three kickoffs for TDs...Led the team with 83 catches for 978 yards (11.8 avg.) and seven TDs...Added 31 carries for 149 yards and five scores...Registered 2,134 all-purpose yards...Garnered first-team All-Conference USA honors as a wide receiver and return specialist...As a sophomore, played in 10 games with five starts and led the team with 58 receptions for 654 yards (11.3 avg.) and one TD...Added 19 carries for 76 yards and returned 19 kickoffs for 446 yards (23.5 avg.)...Totaled 1,176 all-purpose yards and averaged 117.6 yards per game...As a redshirt freshman, played in 13 games with two starts and finished with 26 catches for 246 yards and two TDs...Returned five kickoffs for 89 yards and 31 punts for 250 yards...Redshirted as a true freshman...Majored in communications.

PERSONAL: Attended Tucker High School in Stone Mountain, Ga. ...Earned Class 4A all-state honors from the Georgia High School Coaches Association as a senior...Was the school's quarterback as a senior, leading the team to a 10-1 record and the region 6-AAAA championship...Added All-DeKalb County honors and played in the North-South All-Star game where he was chosen as the MVP...Completed 62 percent of his passes for 1,334 yards and 10 TDs while adding 524 rushing yards and seven scores as the team's captain...Also lettered in baseball and basketball.

ADDITIONAL STATISTICS: Special teams tackles – 2 in 2012, 9 in 2013, 10 in 2014, 2 in 2015, 7 in 2016, 1 in 2017; NFL totals: 31.

SINGLE-GAME HIGHS: RECEIVING: Receptions – 6, two times; last: 11/15/15 vs. NE. Yards – 82, 11/15/15 vs. NE. Long – 56, 9/7/14 vs. SF. Touchdowns – 2, 11/1/15. RUSHING: Attempts – 1, seven times; last: 11/29/15 at Was. Yards – 11, 9/13/15 at Dal. Long – 11, 9/13/15 at Dal.

DWAYNE HARRIS' CAREER STATISTICS

Year	Team	GP	GS	RECEIVING					RUSHING					TOTAL OFFENSE
				Rec.	Yds.	Avg.	Lg.	TD	Att.	Yds.	Avg.	Lg.	TD	
2011	Dallas	7	0	0	0	-	-	0	0	0	-	-	0	0
2012	Dallas	16	0	17	222	13.1	36	1	0	0	-	-	0	222
2013	Dallas	13	3	9	80	8.9	24t	2	1	6	6.0	6	0	86
2014	Dallas	16	0	7	116	16.6	56	0	4	7	1.8	9	0	123
2015	NY Giants	15	6	36	396	11.0	38	4	2	12	6.0	11	0	408
2016	NY Giants	16	1	1	13	13.0	13t	1	0	0	-	-	0	13
2017	NY Giants	5	0	0	0	-	-	0	0	0	-	-	0	0
Totals		88	10	70	827	11.8	56	8	7	25	3.6	11	0	852
POSTSEASON														
2014	Dallas	2	0	1	5	5.0	5	0	0	0	-	-	0	5
2016	NY Giants	1	0	0	0	-	-	0	0	0	-	-	0	0
Totals		3	0	1	5	5.0	5	0	0	0	-	-	0	5

WAYNE HARRIS' CAREER STATISTICS

Year	Team	KICKOFF RETURNS					PUNT RETURNS					
		Ret.	Yds.	Avg.	Lg.	TD	Ret.	FC	Yds.	Avg.	Lg.	TD
2011	Dallas	8	231	28.9	51	0	15	6	80	5.3	14	0
2012	Dallas	11	210	19.1	29	0	22	11	354	16.1	78t	1
2013	Dallas	28	857	30.6	90	0	20	10	256	12.8	86t	1
2014	Dallas	30	742	24.7	42	0	30	13	275	9.2	38	0
2015	NY Giants	22	631	28.7	100t	1	34	7	341	10.0	80t	1
2016	NY Giants	22	533	24.2	46	0	29	10	170	5.9	17	0
2017	NY Giants	9	188	20.9	30	0	7	9	48	6.9	17	0
Totals		130	3,392	26.1	100t	1	157	66	1,524	9.7	86t	3
POSTSEASON												
2014	Dallas	5	117	23.4	30	0	2	3	7	3.5	4	0
2016	NY Giants	2	55	27.5	31	0	3	1	4	1.3	3	0
Totals		7	172	24.6	31	0	5	4	11	2.2	4	0

WAYNE HARRIS GAME-BY-GAME

2016, NY GIANTS (11-5)

Date	Opp.	W/L	GP/GS	RECEIVING					RUSHING					TOTAL OFFENSE
				Rec.	Yds.	Avg.	Lg.	TD	Att.	Yds.	Avg.	Lg.	TD	
9/11	at Dal.	W	1/0	0	0	-	-	0	0	0	-	-	0	0
9/18	NO	W	1/0	0	0	-	-	0	0	0	-	-	0	0
9/25	Was.	L	1/0	0	0	-	-	0	0	0	-	-	0	0
10/3	at Min.	L	1/0	0	0	-	-	0	0	0	-	-	0	0
10/9	at GB	L	1/0	0	0	-	-	0	0	0	-	-	0	0
10/16	Bal.	W	1/0	0	0	-	-	0	0	0	-	-	0	0
10/23	at LAR	W	1/0	0	0	-	-	0	0	0	-	-	0	0
11/6	Phi.	W	1/1	0	0	-	-	0	0	0	-	-	0	0
11/14	Cin.	W	1/0	0	0	-	-	0	0	0	-	-	0	0
11/20	Chi.	W	1/0	0	0	-	-	0	0	0	-	-	0	0
11/27	at Cle.	W	1/0	1	13	13.0	13t	1	0	0	-	-	0	13
12/4	at Pit.	L	1/0	0	0	-	-	0	0	0	-	-	0	0
12/11	Dal.	W	1/0	0	0	-	-	0	0	0	-	-	0	0
12/18	Det.	W	1/0	0	0	-	-	0	0	0	-	-	0	0
12/22	at Phi.	L	1/0	0	0	-	-	0	0	0	-	-	0	0
1/1/17	at Was.	W	1/0	0	0	-	-	0	0	0	-	-	0	0
Totals			16/1	1	13	13.0	13t	1	0	0	-	-	0	13
POSTSEASON														
1/8/17	at GB	L	1/0	0	0	-	-	0	0	0	-	-	0	0

2015, NY GIANTS (6-10)

Date	Opp.	W/L	GP/GS	RECEIVING					RUSHING					TOTAL OFFENSE
				Rec.	Yds.	Avg.	Lg.	TD	Att.	Yds.	Avg.	Lg.	TD	
9/13	at Dal.	L	1/0	0	0	-	-	0	1	11	11.0	11	0	11
9/20	Atl.	L	1/0	0	0	-	-	0	0	0	-	-	0	0
9/24	Was.	W	1/1	0	0	-	-	0	0	0	-	-	0	0
10/4	at Buf.	W	1/1	5	51	10.2	21t	1	0	0	-	-	0	51
10/11	SF	W	1/0	6	72	12.0	24	0	0	0	-	-	0	72
10/19	at Phi.	L	1/0	2	18	9.0	11	0	0	0	-	-	0	18
10/25	Dal.	W	1/0	2	43	21.5	38	0	0	0	-	-	0	43
11/1	at NO	L	1/0	3	37	12.3	20t	2	0	0	-	-	0	37
11/8	at TB	W	1/1	1	1	1.0	1	0	0	0	-	-	0	1
11/15	NE	L	1/0	6	82	13.7	30	1	0	0	-	-	0	82
11/29	at Was.	L	1/0	2	28	14.0	15	0	1	1	1.0	1	0	29
12/6	NYJ	L	1/0	1	8	8.0	8	0	0	0	-	-	0	8
12/14	at Mia.	W	1/1	5	41	8.2	12	0	0	0	-	-	0	41
12/20	Car.	L	1/1	2	9	4.5	5	0	0	0	-	-	0	9
12/27	at Min.	L	1/1	1	6	6.0	6	0	0	0	-	-	0	6
1/3/16	Phi.	L		(INACTIVE - SHOULDER)										
Totals			15/6	36	396	11.0	38	4	2	12	6.0	11	0	408

DWAYNE HARRIS GAME-BY-GAME

2014, DALLAS (12-4)

Date	Opp.	W/L	GP/GS	RECEIVING						RUSHING					TOTAL OFFENSE
				Rec.	Yds.	Avg.	Lg.	TD		Att.	Yds.	Avg.	Lg.	TD	
9/7	SF	L	1/0	1	56	56.0	56	0		1	9	9.0	9	0	65
9/14	at Ten.	W	1/0	0	0	-	-	0		0	0	-	-	0	0
9/21	at StL.	W	1/0	0	0	-	-	0		0	0	-	-	0	0
9/28	NO	W	1/0	2	18	9.0	10	0		1	-1	-1.0	-1	0	17
10/5	Hou.	W	1/0	3	30	10.0	18	0		0	0	-	-	0	30
10/12	at Sea.	W	1/0	0	0	-	-	0		0	0	-	-	0	0
10/19	NYG	W	1/0	0	0	-	-	0		0	0	-	-	0	0
10/27	Was.	L	1/0	0	0	-	-	0		0	0	-	-	0	0
11/2	Ari.	L	1/0	1	12	12.0	12	0		0	0	-	-	0	12
11/9	at Jac.	W	1/0	0	0	-	-	0		1	-2	-2.0	-2	0	-2
11/23	at NYG	W	1/0	0	0	-	-	0		0	0	-	-	0	0
11/27	Phi.	L	1/0	0	0	-	-	0		0	0	-	-	0	0
12/4	at Chi.	W	1/0	0	0	-	-	0		0	0	-	-	0	0
12/14	at Phi.	W	1/0	0	0	-	-	0		0	0	-	-	0	0
12/21	Ind.	W	1/0	0	0	-	-	0		0	0	-	-	0	0
12/28	at Was.	W	1/0	0	0	-	-	0		1	1	1.0	-1	0	1
Totals			16/0	7	116	16.6	56	0		4	7	1.8	9	0	123

POSTSEASON


1/4/15	Det.	W	1/0	1	5	5.0	5	0		0	0	-	-	0	5
1/11/15	at GB	L	1/0	0	0	-	-	0		0	0	-	-	0	0
Totals			2/0	1	5	5.0	5	0		0	0	-	-	0	5

2013, DALLAS (8-8)

Date	Opp.	W/L	GP/GS	RECEIVING						RUSHING					TOTAL OFFENSE
				Rec.	Yds.	Avg.	Lg.	TD		Att.	Yds.	Avg.	Lg.	TD	
9/8	NYG	W	1/0	2	12	6.0	12	0		0	0	-	-	0	12
9/15	at KC	L	1/0	1	4	4.0	4	0		0	0	-	-	0	4
9/22	StL.	W	1/1	1	24	24.0	24t	1		0	0	-	-	0	24
9/29	at SD	L	1/1	1	13	13.0	13	0		0	0	-	-	0	13
10/6	Den.	L	1/1	1	13	13.0	13	0		0	0	-	-	0	13
10/13	Was.	W	1/0	0	0	-	-	0		0	0	-	-	0	0
10/20	at Phi.	W	1/0	0	0	-	-	0		1	6	6.0	6	0	6
10/27	at Det.	L	1/0	0	0	-	-	0		0	0	-	-	0	0
11/3	Min.	W	1/0	2	13	6.5	7t	1		0	0	-	-	0	13
11/10	at NO	L	1/0	1	1	1.0	1	0		0	0	-	-	0	1
11/24	at NYG	W	1/0	0	0	-	-	0		0	0	-	-	0	0
11/28	Oak.	W		(INACTIVE - HAMSTRING)											
12/9	at Chi.	L	1/0	0	0	-	-	0		0	0	-	-	0	0
12/15	GB	L		(INACTIVE - HAMSTRING)											
12/22	at Was.	W		(INACTIVE - HAMSTRING)											
12/29	Phi.	L	1/0	0	0	-	-	0		0	0	-	-	0	0
Totals			13/3	9	80	8.9	24t	2		1	6	6.0	6	0	86

2012, DALLAS (8-8)

Date	Opp.	W/L	GP/GS	RECEIVING						RUSHING					TOTAL OFFENSE
				Rec.	Yds.	Avg.	Lg.	TD		Att.	Yds.	Avg.	Lg.	TD	
9/5	at NYG	W	1/0	0	0	-	-	0		0	0	-	-	0	0
9/16	at Sea.	L	1/0	0	0	-	-	0		0	0	-	-	0	0
9/23	TB	W	1/0	0	0	-	-	0		0	0	-	-	0	0
10/1	Chi.	L	1/0	0	0	-	-	0		0	0	-	-	0	0
10/14	at Bal.	L	1/0	0	0	-	-	0		0	0	-	-	0	0
10/21	at Car.	W	1/0	0	0	-	-	0		0	0	-	-	0	0
10/28	NYG	L	1/0	0	0	-	-	0		0	0	-	-	0	0
11/4	at Atl.	L	1/0	0	0	-	-	0		0	0	-	-	0	0
11/11	at Phi.	W	1/0	0	0	-	-	0		0	0	-	-	0	0
11/18	Cle.	W	1/0	3	20	6.7	8	0		0	0	-	-	0	20
11/22	Was.	L	1/0	4	71	17.8	36	0		0	0	-	-	0	71
12/2	Phi.	W	1/0	1	11	11.0	11	0		0	0	-	-	0	11
12/9	at Cin.	W	1/0	3	33	11.0	21	0		0	0	-	-	0	33
12/16	Pit.	W	1/0	4	46	11.5	18	0		0	0	-	-	0	46
12/23	NO	L	1/0	1	16	16.0	16t	1		0	0	-	-	0	16
12/30	at Was.	L	1/0	1	25	25.0	25	0		0	0	-	-	0	25
Totals			16/0	17	222	13.1	36	1		0	0	-	-	0	222



ERIK HARRIS

25

SAFETY
6-3 | 225
CALIFORNIA (PA)
NFL EXP.: 3
RAIDERS EXP.: 2

ACQUIRED: FA-'17
HOMETOWN:
NEW OXFORD, PA.
BORN: 04/02/90



TRANSACTIONS: Signed by New Orleans as a reserve/future free agent, Feb. 2, 2016...Waived by Saints, Sept. 1, 2017...Signed by Oakland Raiders as a free agent, Sept. 5, 2017...Re-signed by Raiders as an exclusive rights free agent, April 9, 2018.

CAREER: Special teams standout enters third season in the NFL after finishing his first year as a member of the Silver and Black... Appeared in 15 games for the Raiders in 2017 and led the team with five special teams tackles...Played in four games as a rookie with the New Orleans Saints before being placed on the Reserve/Injured List.

2017: Played in 15 games, contributing on special teams...Tied for the team lead with five special teams tackles (four solo)...(9/10) at Ten.: Made his Raider debut, appearing exclusively on special teams...(10/1) at Den.: Recorded one special teams stop...(10/8) vs. Bal.: Posted one special teams tackle...(10/15) vs. LAC: Posted one stop on special teams...(10/19) vs. KC: Made one tackle on special teams...(10/29) at Buf.: Contributed on special teams...(11/5) at Mia.: Tallied one special teams tackle...(11/19) vs. NE: Played on special teams...(12/3) vs. NYG: Contributed on special teams...(12/10) at KC: Recovered an onside kick attempt by K Giorgio Tavecchio in the fourth quarter, the franchise's first successful onside kick since 2008...(12/31) at LAC: Appeared on special teams.

2016 (with NO): Appeared in four games for the Saints, making two special teams tackles before being placed on the Reserve/Injured List on Oct. 13...(9/11) vs. Oak.: Recorded a special teams tackle...(9/18) at NYG: Saw action on special teams and posted a tackle.

2013-15 (with CFL's Hamilton Tiger-Cats): Played three seasons with the CFL's Hamilton Tiger-Cats, posting totals of 79 tackles, three INTs, three sacks, four fumble recoveries and three receptions for 67 yards with one TD in 42 games...Posted 43 tackles, two INTs and three special teams stops in 2015.

COLLEGE: Appeared in all 52 career games at California (PA), making 37 starts with 25 in his final two seasons...As a senior, was selected to the Don Hansen Bowl and was All-PSAC West Second Team, after starting all 13 games at defensive back, while also serving as punter...Finished senior season with 71 tackles (37 solo), 8.5 tackles for loss, three sacks and three INTs...As junior, started all 12 games at safety, tied for second on team with 61 tackles (33) and recorded five tackles for loss, one sack, three INTs, three passes defended and one blocked kick...Played in all 15 games with 12 starts at safety and posted career-high 84 tackles (50), 4.5 tackles for loss, two sacks, three INTs, seven passes defended and two fumble recoveries...Majored in justice studies.

PERSONAL: Attended New Oxford (Pa.) High School, where he was team captain and 2008 All-Times Athlete of the Year...Inducted into New Oxford's Sports Hall of Fame in 2017.

ADDITIONAL STATISTICS: Special teams tackles – 2 in 2016, 5 in 2017; NFL totals: 7.

ERIK HARRIS' CAREER STATISTICS

Year	Team	GP	GS	TACKLES					Yds.	INTERCEPTIONS					FUMBLES		
				Total	Solo	Asst.	Sacks			No.	Yds.	Lg.	TD	PD	FF	FR	Yds.
2016	New Orleans	4	0	0	0	0	0.0	0.0	0.0	0	0	-	0	0	0	0	0
2017	Oakland	15	0	0	0	0	0.0	0.0	0.0	0	0	-	0	0	0	0	0
Totals		19	0	0	0	0	0.0	0.0	0.0	0	0	-	0	0	0	0	0

ERIK HARRIS GAME-BY-GAME

2017, OAKLAND (6-10)

Date	Opp.	W/L	GP/GS	TACKLES					Yds.	INTERCEPTIONS					FUMBLES		
				Total	Solo	Asst.	Sacks			No.	Yds.	Lg.	TD	PD	FF	FR	Yds.
9/10	at Ten.	W	1/0	0	0	0	0.0	0.0	0.0	0	0	-	0	0	0	0	0
9/17	NYJ	W	1/0	0	0	0	0.0	0.0	0.0	0	0	-	0	0	0	0	0
9/24	at Was.	L		(INACTIVE)													
10/1	at Den.	L	1/0	0	0	0	0.0	0.0	0.0	0	0	-	0	0	0	0	0
10/8	Bal.	L	1/0	0	0	0	0.0	0.0	0.0	0	0	-	0	0	0	0	0
10/15	LAC	L	1/0	0	0	0	0.0	0.0	0.0	0	0	-	0	0	0	0	0
10/19	KC	W	1/0	0	0	0	0.0	0.0	0.0	0	0	-	0	0	0	0	0
10/29	at Buf.	L	1/0	0	0	0	0.0	0.0	0.0	0	0	-	0	0	0	0	0
11/5	at Mia.	W	1/0	0	0	0	0.0	0.0	0.0	0	0	-	0	0	0	0	0
11/19	NE	L	1/0	0	0	0	0.0	0.0	0.0	0	0	-	0	0	0	0	0
11/26	Den.	W	1/0	0	0	0	0.0	0.0	0.0	0	0	-	0	0	0	0	0
12/3	NYG	W	1/0	0	0	0	0.0	0.0	0.0	0	0	-	0	0	0	0	0
12/10	at KC	L	1/0	0	0	0	0.0	0.0	0.0	0	0	-	0	0	0	0	0
12/17	Dal.	L	1/0	0	0	0	0.0	0.0	0.0	0	0	-	0	0	0	0	0
12/25	at Phi.	L	1/0	0	0	0	0.0	0.0	0.0	0	0	-	0	0	0	0	0
12/31	at LAC	L	1/0	0	0	0	0.0	0.0	0.0	0	0	-	0	0	0	0	0
Totals			15/0	0	0	0	0.0	0.0	0.0	0	0	-	0	0	0	0	0



TREYVON HESTER

90

DEFENSIVE TACKLE
6-2 | 304
TOLEDO
NFL EXP.: 2
RAIDERS EXP.: 2

ACQUIRED: D7d-'17
HOMETOWN:
PITTSBURGH, PA.
BORN: 09/21/92



TRANSACTIONS: Selected by Oakland Raiders in the seventh round (244th overall) of the 2017 NFL Draft, April 29, 2017.

2017: Played in 14 games with one start during his rookie campaign, totaling 21 tackles (12 solo) and one forced fumble... Was inactive for the final two contests of the season due to an ankle injury...**(9/10) at Ten.:** Made his NFL debut, rotating in on the defensive line and posting two tackles...**(9/17) vs. NYJ:** Rotated in on the defensive line and posted one tackle...**(10/1) at Den.:** Rotated in on the defensive line and posted one tackle...**(10/15) vs. LAC:** Rotated in on the defensive line and registered three tackles (two) in the loss...**(10/29) at Buf.:** Recorded two tackles (one) in the loss...**(11/19) vs. NE:** Set a season high with four tackles in the loss, also adding a forced fumble...**(11/26) vs. Den.:** Tallied three tackles in the victory...**(12/10) at KC:** Saw action along the defensive line, posting four tackles...**(12/17) vs. Dal.:** Earned his first start and tallied one tackle before leaving the game with an ankle injury.

AT A GLANCE

- Bolstered the defensive line during his rookie season with the Silver and Black, appearing in 14 games, totaling 21 tackles (12 solo) while forcing one fumble.
- Played in 47 games with 42 starts over his four-year career at Toledo, totaling 161 tackles (77), 13 sacks and four forced fumbles.
- Earned All-MAC Second Team honors in 2014 and 2016 and All-MAC Third Team honors in 2013.
- Named to the watch list for the Bronko Nagurski Trophy (top defensive player) and Outland Trophy (top interior lineman) as a senior in 2016.

COLLEGE: Played in 47 games with 42 starts over his four-year career at Toledo, totaling 161 tackles (77 solo), 13 sacks, 31.5 tackles for loss and four forced fumbles...As a senior in 2016, recorded 39 tackles (22), five sacks and one force fumble... Earned second-team All-MAC honors...Named a team captain...His career-high five sacks tied for eighth in the MAC...Invited to play in East-West Shrine Game...Named to the watch list for the Bronko Nagurski Trophy (top defensive player) and Outland Trophy (top interior lineman)...Started in all 12 games at defensive tackle as a junior in 2015...Finished with 34 tackles (17), 2.5 sacks and one forced fumble...As a sophomore, recorded 49 tackles (22), two sacks and two forced fumbles...Earned second-team All-MAC honors...In 2013, played in all 12 games, starting nine as a redshirt freshman...Totaled 39 tackles (16) and 3.5 sacks...Named third-team All-MAC...Majoring in criminal justice.

PERSONAL: Attended Penn Hill High School in Pittsburgh, Pa. ...Earned first-team all-state and first-team All-WPIAL honors...Three-star recruit by Rivals.com...As a junior, made second-team all-state as an offensive lineman.

SINGLE-GAME HIGHS: TACKLES: Total – 4, two times; last 12/10/17 at KC. Solo – 3, 12/10/17 at KC.


TREYVON HESTER'S CAREER STATISTICS

Year	Team	GP	GS	TACKLES					Yds.	INTERCEPTIONS					FUMBLES		
				Total	Solo	Asst.	Sacks			No.	Yds.	Lg.	TD	PD	FF	FR	Yds.
2017	Oakland	14	1	21	12	9	0.0	0.0	0.0	0	0	-	0	0	1	0	0
Totals		14	1	21	12	9	0.0	0.0	0.0	0	0	-	0	0	1	0	0

TREYVON HESTER GAME-BY-GAME

2017, OAKLAND (6-10)

Date	Opp.	W/L	GP/GS	TACKLES					Yds.	INTERCEPTIONS					FUMBLES		
				Total	Solo	Asst.	Sacks			No.	Yds.	Lg.	TD	PD	FF	FR	Yds.
9/10	at Ten.	W	1/0	2	0	2	0.0	0.0	0.0	0	0	-	0	0	0	0	0
9/17	NYJ	W	1/0	1	1	0	0.0	0.0	0.0	0	0	-	0	0	0	0	0
9/24	at Was.	L	1/0	0	0	0	0.0	0.0	0.0	0	0	-	0	0	0	0	0
10/1	at Den.	L	1/0	1	0	1	0.0	0.0	0.0	0	0	-	0	0	0	0	0
10/8	Bal.	L	1/0	0	0	0	0.0	0.0	0.0	0	0	-	0	0	0	0	0
10/15	LAC	L	1/0	3	2	1	0.0	0.0	0.0	0	0	-	0	0	0	0	0
10/19	KC	W	1/0	0	0	0	0.0	0.0	0.0	0	0	-	0	0	0	0	0
10/29	at Buf.	L	1/0	2	1	1	0.0	0.0	0.0	0	0	-	0	0	0	0	0
11/5	at Mia.	W	1/0	0	0	0	0.0	0.0	0.0	0	0	-	0	0	0	0	0
11/19	NE	L	1/0	4	2	2	0.0	0.0	0.0	0	0	-	0	0	1	0	0
11/26	Den.	W	1/0	3	2	1	0.0	0.0	0.0	0	0	-	0	0	0	0	0
12/3	NYG	W	1/0	0	0	0	0.0	0.0	0.0	0	0	-	0	0	0	0	0
12/10	at KC	L	1/0	4	3	1	0.0	0.0	0.0	0	0	-	0	0	0	0	0
12/17	Dal.	L	1/1	1	1	0	0.0	0.0	0.0	0	0	-	0	0	0	0	0
12/25	at Phi.	L		(INACTIVE - ANKLE)													
12/31	at LAC	L		(INACTIVE - ANKLE)													
Totals			14/1	21	12	9	0.0	0.0	0.0	0	0	-	0	0	1	0	0



JOHNNY HOLTON

16

WIDE RECEIVER
6-1 | 190
CINCINNATI
NFL EXP.: 3
RAIDERS EXP.: 3

ACQUIRED: FA-'16
HOMETOWN:
MIAMI, FLA.
BORN: 08/22/91



TRANSACTIONS: Signed by Oakland Raiders as an undrafted free agent, May 10, 2016.

CAREER: Speedy receiver and special teamer embarks his upon third NFL season with the Silver and Black...Appeared in 16 games for the first time in his career in 2017, making nine receptions for 218 yards while also registering his first three career TD scores...Played in 15 games as a rookie in 2016, hauling in two passes for 34 yards (17.0 avg.), adding six carries for 42 yards (7.2 avg.)...Also registered 12 special teams tackles...Career totals include 31 games played with one start, 11 receptions for 252 yards (22.9 avg.) and three receiving scores...Has added six rushing attempts for 43 yards (7.2 avg.) as well as 17 career special teams stops and one fumble recovery.

AT A GLANCE

- Showed his deep-threat ability in 2017, registering two receiving TDs of 40-plus yards while also tying for the team-lead with five special teams tackles.
- Played two years at Cincinnati after transferring from College of DuPage in Glen Ellyn, Ill.
- Appeared in 21 games with seven starts in two seasons at Cincinnati, recording 46 receptions for 892 yards with 10 TDs and returning 45 kickoffs for 942 yards.
- Discovered by DuPage coaches playing flag football at College of DuPage after not playing in high school.

2017: Appeared in all 16 games for the first time in his career with one start...Totaled nine receptions for 218 yards (24.2 avg.) with three TDs...Also appeared on special teams, primarily as a gunner, and tied for the team-lead with five tackles (three solo) on the unit while recovering one fumble...**(9/10) at Ten.:** Saw limited action, appearing primarily on special teams in the season opener...**(9/17) vs. NYJ:** Recovered a muffed punt at the Jets 4-yard line to set up a TD by RB Marshawn Lynch...Also appeared on offense in the win...**(10/1) at Den.:** Recorded his first NFL TD hauling in a 64-yard pass from QB Derek Carr...**(10/15) vs. LAC:** Appeared primarily on special teams and recorded one special teams tackle...**(10/29) at Buf.:** Appeared on both offense and special teams, recording one special teams tackle...**(11/5) at Mia.:** Recorded his second reception of the season, a 44-yard TD from Carr...**(11/26) vs. Den.:** Hauled in two receptions for 53 yards with a 47-yard long, his third reception of the year that went for at least 40 yards...**(12/3) vs. NYG:** Started his first career game, set a career high with three catches for 39 yards while adding one TD...Put the game out of reach in the fourth quarter with a 9-yard TD reception from Carr...**(12/10) at KC:** Recorded two receptions for 18 yards...**(12/31) at LAC:** Set a career high with 16 games played, playing on offense and special teams.

2016: Played in 15 games during his rookie campaign with the Silver and Black...Totaled two receptions for 34 yards (17.0 avg.), adding six carries for 42 yards (7.2 avg.)...Finished second on the team with 12 special teams tackles...**(9/11) at NO:** Made his NFL debut, seeing action on offense and special teams...**(9/18) vs. Atl.:** Caught his first career pass, a 4-yard grab from QB Derek Carr...Recorded his first rush attempt, a 14-yard run...**(9/25) at Ten.:** Rushed for two yards on one carry...**(10/23) at Jac.:** Recorded two rushes for 25 yards (12.5 avg.), setting a career long of 29 yards...**(10/30) at TB:** Registered one run for two yards...**(11/27) vs. Car.:** Recorded a key first-down pickup to bring the ball to the Carolina 4-yard line on a 30-yard reception...**Postseason: (1/7/17) at Hou.:** Contributed on offense and special teams in the Wild Card game.

COLLEGE: Played two years at Cincinnati after transferring from College of DuPage in Glen Ellyn, Ill. ...Played in 21 games with seven starts in two seasons at Cincinnati...Totaled 46 receptions for 892 yards with 10 TDs...Also returned 45 kickoffs for 942 yards (20.9 avg.)...As a senior, played in eight games with four starts...Caught 17 passes for 461 yards (27.1 avg.) and five TDs...As a junior, played in 13 games with three starts...Amassed 431 receiving yards on 29 receptions and five TDs...Returned 35 kickoffs for 722 yards (20.6 avg.)...As a sophomore at College of DuPage, named first-team All-Midwest Football Conference...Had 23 catches for 548 yards and eight TDs...As a freshman, caught 17 passes for 289 yards and seven TDs...Also returned 12 kickoffs for 254 yards.

PERSONAL: Attended Coconut Grove High School in Miami, Fla. ...Discovered by a College of DuPage coach playing flag football after not playing in high school...Sister, Markeva Daye, was a track and field standout at Louisiana Tech...Brother, Jonathan, played basketball at West Virginia.

ADDITIONAL STATISTICS: Special teams tackles – 12 in 2016, 5 in 2017; NFL Totals: 17.

SINGLE-GAME HIGHS: RECEIVING: Receptions – 3, 12/3/17 vs. NYG. Yards – 64, 10/1/17 at Den. Long – 64t, 10/1/17 at Den. TOUCHDOWNS – 1, three times; last: 12/3/17 vs. NYG. RUSHING: Attempts – 2, 10/23/16 vs. Jac. Yards – 25, 10/23/16 vs. Jac. Long – 29, 10/23/16 vs. Jac.



JOHNNY HOLTON'S CAREER STATISTICS

Year	Team	GP	GS	RECEIVING					Att.	RUSHING				TOTAL OFFENSE
				Rec.	Yds.	Avg.	Lg.	TD		Yds.	Avg.	Lg.	TD	
2016	Oakland	15	0	2	34	17.0	30	0	6	43	7.2	29	0	77
2017	Oakland	16	1	9	218	24.2	64t	3	0	0	-	-	0	218
Totals		31	1	11	252	22.9	64t	3	6	43	7.2	29	0	295
POSTSEASON														
2016	Oakland	1	0	0	0	-	-	0	0	0	-	-	0	0
Totals		1	0	0	0	-	-	0	0	0	-	-	0	0


JOHNNY HOLTON GAME-BY-GAME

2017, OAKLAND (6-10)

RECEIVING									RUSHING					TOTAL
Date	Opp.	W/L	GP/GS	Rec.	Yds.	Avg.	Lg.	TD	Att.	Yds.	Avg.	Lg.	TD	OFFENSE
9/10	at Ten.	W	1/0	0	0	-	-	0	0	0	-	-	0	0
9/17	NYJ	W	1/0	0	0	-	-	0	0	0	-	-	0	0
9/24	at Was.	L	1/0	0	0	-	-	0	0	0	-	-	0	0
10/1	at Den.	L	1/0	1	64	64.0	64t	1	0	0	-	-	0	64
10/8	Bal.	L	1/0	0	0	-	-	0	0	0	-	-	0	0
10/15	LAC	L	1/0	0	0	-	-	0	0	0	-	-	0	0
10/19	KC	W	1/0	0	0	-	-	0	0	0	-	-	0	0
10/29	at Buf.	L	1/0	0	0	-	-	0	0	0	-	-	0	0
11/5	at Mia.	W	1/0	1	44	44.0	44t	1	0	0	-	-	0	44
11/19	NE	L	1/0	0	0	-	-	0	0	0	-	-	0	0
11/26	Den.	W	1/0	2	53	26.5	47	0	0	0	-	-	0	53
12/3	NYG	W	1/1	3	39	13.0	16	1	0	0	-	-	0	39
12/10	at KC	L	1/0	2	18	9.0	10	0	0	0	-	-	0	18
12/17	Dal.	L	1/0	0	0	-	-	0	0	0	-	-	0	0
12/25	at Phi.	L	1/0	0	0	-	-	0	0	0	-	-	0	0
12/31	at LAC	L	1/0	0	0	-	-	0	0	0	-	-	0	0
Totals			16/1	9	218	24.2	64t	3	0	0	-	-	0	218

2016, OAKLAND (12-4)

RECEIVING									RUSHING						TOTAL
Date	Opp.	W/L	GP/GS	Rec.	Yds.	Avg.	Lg.	TD	Att.	Yds.	Avg.	Lg.	TD	OFFENSE	
9/11	at NO	W	1/0	0	0	-	-	0	0	0	-	-	0	0	
9/18	Atl.	L	1/0	1	4	4.0	4	0	1	14	14.0	14	0	18	
9/25	at Ten.	W	1/0	0	0	-	-	0	1	2	2.0	2	0	2	
10/2	at Bal.	W	1/0	0	0	-	-	0	0	0	-	-	0	0	
10/9	SD	W	1/0	0	0	-	-	0	0	0	-	-	0	0	
10/16	KC	L	1/0	0	0	-	-	0	0	0	-	-	0	0	
10/23	at Jac.	W	1/0	0	0	-	-	0	2	25	12.5	29	0	25	
10/30	at TB	W	1/0	0	0	-	-	0	1	2	2.0	2	0	2	
11/6	Den.	W	1/0	0	0	-	-	0	0	0	-	-	0	0	
11/21	Hou.	W		(INACTIVE)											
11/27	Car.	W	1/0	1	30	30.0	30	0	0	0	-	-	0	30	
12/4	Buf.	W	1/0	0	0	-	-	0	0	0	-	-	0	0	
12/8	at KC	L	1/0	0	0	-	-	0	0	0	-	-	0	0	
12/18	at SD	W	1/0	0	0	-	-	0	0	0	-	-	0	0	
12/24	Ind.	W	1/0	0	0	-	-	0	0	0	-	-	0	0	
1/1/17	at Den.	L	1/0	0	0	-	-	0	1	0	0.0	0	0	0	
Totals			15/0	2	34	17.0	30	0	6	43	7.2	29	0	77	
POSTSEASON															
1/7/17	at Hou.	L	1/0	0	0	-	-	0	0	0	-	-	0	0	



RODNEY HUDSON

61

CENTER
6-2 | 300
FLORIDA STATE
NFL EXP.: 8
RAIDERS EXP.: 4

ACQUIRED: UFA-'15 (KC)
HOMETOWN:
MOBILE, ALA.
BORN: 07/12/89



TRANSACTIONS: Selected by Kansas City Chiefs in the second round (55th overall) of the 2011 NFL Draft, April 29, 2011... Signed by Oakland Raiders as an unrestricted free agent, March 11, 2015.

CAREER: Accomplished center enters his fourth season with the Raiders after signing with the team as an unrestricted free agent prior to the 2015 season...Has played in 96 games with 80 starts at center and guard over seven seasons...Started at center in all 16 games for the second consecutive year, earning his second Pro Bowl selection in 2017...Part of an offensive line that surrendered just 24 sacks on the year, tied for the third fewest in the league...Voted by teammates as the recipient of the 2017 Commitment to Excellence Award...Earned his first Pro Bowl selection and a spot on the PFWA All-AFC team in 2016 after starting all 16 games for the first time since 2014...Part of an offensive line that allowed a league-low 18 sacks on the season...Helped the offense finish sixth in the league in total offense (373.3 avg.)...In his first year with the Raiders in 2015, started 13 games...Missed three contests due to an ankle injury...Started at center in all 16 games for the first time in his career in 2014...Originally entered the NFL as a second-round draft pick of the Chiefs in 2011.

AT A GLANCE

- Named to his second Pro Bowl in 2017 after earning his first Pro Bowl selection in addition to a spot on the PFWA All-AFC team in 2016.
- Started 45 games at center in his three seasons with the Silver and Black, missing three games due to an ankle injury in his first year in Oakland.
- Has played in 96 games with 80 starts at center and guard in his career.
- Started at center in all 16 games for the third time in his career in 2017.
- Was the 11th player in ACC history to win the Jacobs Blocking Award twice in a career (2009-10).

2017: Started at center in all 16 games for the second consecutive year, earning his second Pro Bowl selection...Voted by teammates as the recipient of the 2017 Commitment to Excellence Award...Part of an offensive line that surrendered just 24 sacks on the year, tied for third fewest in the league...Helped pave the way for 1,554 rushing yards and an average of 4.4 yards per carry...**(9/10) at Ten:** Started at center in the season opener and helped the run game total 100-plus yards (109) in the win...**(9/17) vs. NYJ:** Started in the win and helped keep QB Derek Carr upright as the offensive line recorded its first clean sheet of the season...Paved the way for 180 rushing yards and 410 total yards of offense...Helped the offense score six total TDs, three of them coming on the ground and another three through the air, the first time doing so since Oct. 6, 2002...**(10/1) at Den:** Started at center, helping Carr record a passer rating of 100.0, which marked his 16th game with a passer rating of at least 100.0...**(10/8) vs. Bal:** Started at center and helped the run game total 100-plus yards (108) for the third time on the season...**(10/15) vs. LAC:** Helped pave the way for 109 rushing yards, the fourth 100-plus yard rushing game of the season...Part of a line that allowed just one sack...**(10/19) vs. KC:** Helped the offense record over 500 yards of offense (505) for the third time since Week 9 of the 2013 season...Paved the way for 32 first downs, tied for the fourth most in franchise history...Protected Carr, posting the second clean sheet of the season, as he recorded a season-high 417 yards with three TDs...**(10/29) at Buf:** Started at center and helped the offensive line post its third clean sheet of the season...Allowed Carr to surpass 300-plus passing yards in back-to-back weeks for the second time in his career...**(11/5) at Mia:** Started at center in the win, surrendering just one sack as Carr eclipsed 300-yards passing for the third straight game...Part of an offensive line that helped RB Marshawn Lynch record two TDs on the ground...**(11/19) vs. NE:** Part of an offensive line that surrendered just one sack, marking the sixth game the Raiders have allowed one or fewer sacks...**(11/26) vs. Den:** Helped the Raiders rush for 104 yards, marking the sixth time this season, and second consecutive game, the team has rushed for 100 yards or more...**(12/3) vs. NYG:** Part of an offensive line that surrendered just one sack in the win while paving the way for 401 yards of total offense, marking the third game surpassing 400-plus yards this season...**(12/10) at KC:** Started at center in the loss...**(12/17) vs. Dal:** Started on a line that kept Carr upright as they posted their fourth clean sheet of the season...Helped the Raiders rush for 122 yards, their eighth game with 100-plus yards on the ground...**(12/25) at Phi:** Part of a line that surrendered just one sack, marking the ninth game of the season with one or less sacks allowed...Helped the offense surpass 100 yards on the ground for the ninth time on the season with 137 yards...**(12/31) at LAC:** Started at center and helped the offense run for 100-plus-yards for the 10th time (105).

2016: Started at center in all 16 games for the second time in his career, earning his first Pro Bowl selection...Also earned a spot on the PFWA All-AFC team...Part of an offensive line that allowed a league-low 18 sacks on the season, while also paving the way for 1,922 rushing yards and an average of 4.4 yards per carry...Helped the offense finish sixth in the league in total offense (373.3 avg.)...**(9/11) at NO:** Started at center and helped the offense total 486 yards of offense...**(9/18) vs. Atl:** Started and helped pave the way for 155 rushing yards and 454 total yards of offense...**(9/25) at Ten:** Started in the win and helped the run game total 100-plus yards (123) for the third consecutive week...**(10/2) at Bal:** Started in the win and helped keep QB Derek Carr upright as the offensive line recorded its second clean sheet of the season...**(10/9) vs. SD:** Allowed Carr to throw for over 300 yards...**(10/16) vs. KC:** Appeared in his 70th career game, starting at center...**(10/23) at Jac:** Started at center on a line that kept Carr upright for the third time...Helped pave the way for 144 team rushing yards with two rushing TDs by RB Latavius Murray...**(10/30) at TB:** Started at center in the overtime win, playing every offensive snap...Helped pave the way for 626 yards of total offense, tying a franchise record set in 1964...Allowed Carr to become the first Raider to throw for 500-plus yards and the third player in NFL history with 500 yards, four TDs and zero INTs in a game...**(11/6) vs. Den:** Helped the offense total 218 yards on the ground, the most by the franchise since Week 2 of the 2013 season...Allowed Murray to run for 114 yards on 20 carries, eclipsing 100-plus yards for the first time on the year and tying a franchise record with three rushing TDs...**(11/21) vs. Hou:** Helped keep Carr upright in the victory, posting a clean sheet for the fourth time...**(11/27) vs. Car:** Started at center in the comeback victory...Helped Carr throw for 300-plus yards for the fourth time...**(12/4) vs. Buf:** Helped block for Murray as he rushed 20 times for 82 yards and two TDs...Part of a line that didn't allow a sack for the fifth time on the year...**(12/8) at KC:** Started at center paving the way for Murray as he rushed 22 times for 103 yards, eclipsing 100-plus rushing yards for the second time this season...**(12/24) vs. Ind:** Paved the way for 463 yards of total offense with 210 yards on the ground...**Postseason:** **(1/7/17) at Hou:** Started at center in the second playoff game of his career.

2015: Started 13 games in his first season with the Silver and Black...Missed three games due to an ankle injury...**(9/13) vs. Cin.:** Made his Raider debut in the season opener, starting at center...**(9/20) vs. Bal.:** Started and helped the offense total 448 yards of offense, the team's most since 2013...**(9/27) at Cle.:** Started on an offensive line that did not allow a sack...Helped pave the way for 155 rushing yards and 469 total yards of offense...**(10/25) at SD:** Started and helped the offense total over 400 yards of offense in the win...Had a key downfield block on WR Amari Cooper's 52-yard TD reception...Part of a line that allowed only one sack in the game...**(11/1) vs. NYJ:** Started on an offensive line that did not allow a sack and helped produce over 450 yards of offense...Allowed RB Latavius Murray to gain over 100 yards and QB Derek Carr to throw for over 300 yards...**(11/8) at Pit.:** Started on an offensive line that did not allow a sack of Carr for the second straight game...Paved the way for 139 total rushing yards and 440 total yards of offense...Left the game in the fourth quarter with an injury...**(11/22) at Det.:** Played most of the game at center before exiting the game in the third quarter when he aggravated his ankle injury...Part of an offensive line that allowed only one sack in the game...**(12/13) at Den.:** Returned to the starting lineup at center, recording his 45th career start and his 10th as a Raider...Played every offensive snap in the Raiders' 15-12 win...**(12/20) vs. GB:** Started at center, helping the team total over 370 yards of offense and 120 rushing yards...**(12/24) vs. SD:** Started at center in the team's 23-20 overtime win.

2014 (with KC): Started at center in all 16 games for the first time in his career, helping the Chiefs finish 10th in the NFL with 119.9 rushing yards per game...**(9/29) vs. NE:** Helped protect QB Alex Smith, allowing him to post a season-best 144.4 quarterback rating and three TDs...Helped pave the way for RB Jamaal Charles to record 108 total yards (92 rushing, 16 receiving) and three total TDs (one rushing, two receiving)...**(10/5) at SF:** Part of a line that did not allow a sack...**(10/19) at SD:** Helped lead the way for Charles to rush for 95 yards with one TD...**(11/2) vs. NYJ:** Helped protect Smith and allow him to throw for two TDs and post a 106.8 passer rating...**(11/9) at Buf.:** Helped pave the way for Charles to post 118 total yards (98 rushing, 20 receiving) in the victory...**(11/16) vs. Sea.:** Part of a line that held the Seahawks without a sack...Helped lead the way for Charles to post a season-high 159 rushing yards and two TDs in the victory...**(12/21) at Pit.:** Helped block for Smith as he threw for a season-high 311 yards.

2013 (with KC): Played in all 16 games and started 15 at center...Helped RB Jamaal Charles finish second in the league with 1,980 total yards...**(9/19) at Phi.:** Helped Charles post 172 total yards and one TD...**(10/6) at Ten.:** Helped pave the way for Charles to post his first 100-yard rushing effort of the year, finishing with 108 yards and one TD...**(11/24) vs. SD:** Helped QB Alex Smith post a 106.7 quarterback rating and three TDs...Blocked for Charles, who rushed for 115 yards and two scores...**(12/1) vs. Den.:** Part of a line that did not allow a sack...**(12/8) at Was.:** Part of a line that did not allow a sack...Helped Charles rush for a season-high 150 yards...**(12/15) at Oak.:** Helped pave the way for Charles to record a career-high 195 receiving yards and five total TDs...Smith threw five TDs and posted a 158.3 quarterback rating...**Postseason: (1/4/14) at Ind.:** Blocked for Smith as he threw for a season-high 378 yards and four TDs.

2012 (with KC): Started the first three games of the season before suffering a season-ending leg injury...Placed on the Reserve/Injured List on Sept. 26...**(9/23) at NO:** Helped RB Jamaal Charles rush for a career-high 233 rushing yards in the victory.

2011 (with KC): Played in all 16 games, starting one at left guard...Saw action primarily on special teams...**(11/27) vs. Pit.:** Started at left guard.

COLLEGE: Played in 53 games with 50 starts at Florida State, including starts in 48 straight contests...Earned All-Atlantic Coast Conference honors all four years...Played both guard and center...Set the conference career record for being named ACC Player of the Week nine times...Was the 11th player in league history to win the Jacobs Blocking Award twice in a career (2009-10), awarded annually to the player voted the most outstanding blocker in the ACC by a poll of head coaches and defensive coordinators...Became the Seminoles' first unanimous first-team All-American since T Alex Barron in 2004...Started all 14 games at left guard as a senior in 2010...Paved the way for an offensive unit that averaged 381.3 total yards, 171.4 rushing yards and 209.9 passing yards per game...Was the only member of the Seminoles offensive line to not allow a sack...Earned ACC Offensive Lineman of the Week three times...Only offensive lineman in the conference to receive votes for ACC Player of the Year honors...Earned first-team All-ACC accolades for the third straight year, becoming the seventh player in history to earn All-ACC honors all four years...Unanimous first-team All-American selection...Finalist for the Outland Trophy as the best interior lineman in college football...Started all 13



games as a junior in 2009...Did not allow a quarterback sack or pressure in 715 offensive snaps...Led the way for an offense that averaged 149.5 rushing yards, 271.9 passing yards and 421.4 yards of total offense per game...Named ACC Offensive Lineman of the Week twice...Became the fifth member of the Seminoles to win the Jacobs Blocking Award...Selected first-team All-ACC for the second straight year...Earned first-team All-American honors from the NFL Draft Report and the Football Writers Association...Earned second-team All-American honors from the Associated Press...Started all 13 games at left guard as a sophomore in 2008...Named ACC Offensive Lineman of the week three times...Chosen first-team Sophomore All-American by the NFL Draft Report...Selected to the All-ACC First Team...Named Florida State's sophomore class academic award winner...Saw action in 13 games (10 starts) as a true freshman in 2007...Played at both left guard and left tackle...Named a consensus first-team Freshman All-American selection and received second-team All-ACC honors...Majored in recreation and leisure.

PERSONAL: Attended Ben C Rain High School in Mobile, Ala. ...Played as a two-way lineman...Earned first-team all-state honors as a junior and senior...Recorded 47 pancake blocks as an offensive lineman and 55 tackles as a nose guard during his senior season...Has participated in the Raiders annual Thanksgiving with the Offensive Line, an event in which Oakland's offensive line provides local families in need with all the food needed to make a complete Thanksgiving dinner, for three consecutive years.

ADDITIONAL STATISTICS: Miscellaneous tackles – 1 in 2011, 2 in 2012, 1 in 2013, 1 in 2014, 1 in 2015, 1 in 2017; NFL totals: 7.

RODNEY HUDSON'S GAMES PLAYED/STARTED

Year	Team	GP	GS
2011	Kansas City	16	1
2012	Kansas City	3	3
2013	Kansas City	16	15
2014	Kansas City	16	16
2015	Oakland	13	13
2016	Oakland	16	16
2017	Oakland	16	16
Totals		96	80
POSTSEASON			
2013	Kansas City	1	1
2016	Oakland	1	1
Totals		2	2



BRUCE IRVIN

51

LINEBACKER
6-3 | 250
WEST VIRGINIA
NFL EXP.: 7
RAIDERS EXP.: 3

ACQUIRED: UFA-'16 (Sea.)
HOMETOWN:
ATLANTA, GA.
BORN: 11/01/87



TRANSACTIONS: Selected by Seattle Seahawks in the first round (15th overall) of the 2012 NFL Draft, April 26, 2012...Signed by Oakland Raiders as an unrestricted free agent, March 10, 2016.

CAREER: Dynamic defender enters his third season with the Raiders after four seasons with the Seattle Seahawks that included two NFC Championships and a victory in Super Bowl XLVIII...Started all 16 games for the second consecutive season with the Silver and Black in 2017...Is one of two players since 2016 to record at least 15.0 sacks and 10 forced fumbles...Amassed a career-high 64 tackles (47 solo), tied a career high with eight sacks and three passes defended, while also adding four forced fumbles...Started in all 16 games for the first time in his career in 2016, totaling 61 tackles (46), seven sacks, six forced fumbles and three passes defended...Led the team and was tied for first in the NFL with six forced fumbles, also tying a single-season franchise mark...Played in 15 games for Seattle in 2015, posting 38 tackles and 5.5 sacks...Started 13-of-15 games in 2014, recording 6.5 sacks and a career-high two INTs, both of which were returned for TDs...The two INT-TDs in 2014 tied a franchise record...Started all 12 games he played in 2013, finishing with 40 tackles and two sacks...Played in all 16 games as a rookie, leading all NFL rookies with eight sacks...Also posted three multi-sack games as a rookie...Career totals include 90 games played with 69 starts, 257 tackles (180), 37 sacks, 14 forced fumbles, two fumble recoveries, three INTs and 13 passes defended...Has also played in 11 postseason contests with nine starts, posting 23 tackles (17) with 3.5 sacks and one pass defended.

AT A GLANCE

- Tied a career high in 2017 with eight sacks and is one of just two players in the NFL to register at least 15.0 sacks and 10 forced fumbles combined over the last two seasons.
- Signed with the Raiders as an unrestricted free agent before the 2016 season after four years with the Seahawks.
- In his first season in Silver and Black, led the team and was tied for first in the NFL with six forced fumbles, also tying a single-season franchise mark.
- Helped the Seahawks rank as the league's number one defense in 2013 and capture Super Bowl XLVIII, the franchise's first championship.
- Led all NFL rookies with eight sacks in 2012 and posted three multi-sack games that season.
- Posted 22.5 sacks in just two seasons at West Virginia, ranking fifth in school history.

2017: Started all 16 games, tallying a career-high 64 tackles...Tied a career high with eight sacks...Led the team with four forced fumbles for the second consecutive season, while also tying a career high with three passes defended...His eight sacks ranked second on the team and he posted two multi-sack outings...(9/10) at Ten.: Recorded two tackles and one pass defended in the



season opener...(9/17) vs. NYJ: Recorded three tackles (two solo) in the victory...(9/24) at Was.: Talled six tackles...(10/1) at Den.: Posted two tackles and his first sack of the year...Brought down QB Trevor Siemian for a 4-yard loss in the first half...(10/8) vs. Bal.: Contributed three tackles (two)...(10/15) vs. LAC: Matched a season-high six tackles and one sack...Recorded his second sack of the season when he brought down QB Philip Rivers in the second half for a 5-yard loss...(10/19) vs. KC: Contributed four tackles in the victory...(10/29) at Buf.: Posted four tackles on the day...(11/5) at Mia.: Talled five tackles, 0.5 sacks and one forced fumble in the victory...Combined with DE Mario Edwards Jr. for a sack of QB Jay Cutler, bringing him down for a loss of two yards...Forced a fumble of RB Kenyon Drake, resulting in a recovery by CB TJ Carrie...(11/19) vs. NE: Registered four tackles in the loss...(11/26) vs. Den.: Recorded a season-high two sacks and three tackles...Brought down QB Paxton Lynch for a 2-yard loss in the second quarter...Recorded a sack-fumble of Lynch in third quarter...(12/3) vs. NYG: Talled a season-high eight tackles (seven), one sack and one forced fumble in the victory...Recorded a sack-fumble of QB Geno Smith in the second quarter that was recovered by LB NaVorro Bowman for a turnover...It marked the second time in his career recording a forced fumble in consecutive weeks...(12/10) at KC: Matched a season-high and recorded his second multi-sack game of the season, totaling two sacks...Took down QB Alex Smith for a loss of six yards in the first quarter...On the next defensive series, dropped Smith for a loss of three yards...His two-sack performance marked his third consecutive game with at least one sack...(12/17) vs. Dal.: Recorded three tackles and one pass defended...(12/25) at Phi.: Talled three tackles and one pass defended...(12/31) at LAC: Posted four tackles, 0.5 sacks and one forced fumble...Teamed with Bowman to take down Rivers for a 7-yard loss in the fourth quarter, forcing a fumble on the play.

2016: Started in all 16 games for the first time in his career, totaling 61 tackles (46 solo), seven sacks, six forced fumbles and three passes defended...Led the team and was tied for the NFL lead with six forced fumbles, also tying a single-season franchise mark...His 61 tackles were also a then-career high...Ranked second on the team with seven sacks...Earned AFC Defensive Player of the Week honors for his two-sack performance in Week 15 against the San Diego Chargers...**(9/11) at NO:** Made his Raider debut and started at linebacker, registering a sack-fumble of QB Drew Brees on the Saints' opening drive of the game...Finished with one tackle, one sack and one forced fumble...**(9/18) vs. Atl.:** Recorded four tackles, while also notching one pass defended, his first of the season...**(9/25) at Ten.:** In the second quarter, tackled a scrambling QB Marcus Mariota and created his second forced fumble of the season...Finished with three tackles and one forced fumble...**(10/2) at Bal.:** At the start of the fourth quarter, recorded the first sack of the day and his second as a Raider when he brought down QB Joe Flacco for a 9-yard loss...The sack registered a forced fumble that was recovered by DL Denico Autry...**(10/9) vs. SD:** Talled two tackles (one) in the victory...**(10/16) vs. KC:** Recorded a then-season-high five tackles (four)...**(10/23) at Jac.:** Recorded his fourth forced fumble on the year when tackling RB Chris Ivory...Notched two tackles (one) in addition to his forced fumble...**(10/30) at TB:** Recorded four tackles (three) in the victory...**(11/6) vs. Den.:** Made two tackles (one) for a defense that held the Broncos to just 33 yards rushing and 299 total yards...**(11/21) vs. Hou.:** Notched his third sack of the season, taking down QB Brock Osweiler for a 4-yard loss in the fourth quarter...Set a career high with 10 tackles (nine) and added one sack...**(11/27) vs. Car.:** Brought down QB Cam Newton in the second quarter for his fourth sack of the season...Finished with four tackles (three) in addition to his sack and pass defended...**(12/4) vs. Buf.:** Midway through the first quarter, took down QB Tyrod Taylor for a 6-yard sack, marking his third straight game with a sack, tied for the longest streak of his career...Finished with five tackles (four) and one pass defended in addition to his sack...**(12/8) at KC:** Notched five tackles (four)...**(12/18) at SD:** Finished with six tackles (four), two sacks and one forced fumble...Earned AFC Defensive Player of the Week honors for his performance...Took down QB Philip Rivers for his sixth sack of the season...Closed out the first quarter with a forced fumble...Recorded his second sack of the game with 2:31 left to play as the Chargers were driving to tie or take the lead...**(12/24) vs. Ind.:** Recorded three stops (two) in the victory...**(1/1/17) at Den.:** With 3:21 left in the first half, knocked the ball out of RB Justin Forsett's hand, marking his sixth forced fumble, tying a franchise record for single-season forced fumbles...Totalled four tackles (two) and one forced fumble...**Postseason: (1/7/17) at Hou.:** Made his Silver and Black postseason debut...Notched five tackles (three) while also seeing action on special teams.

2015 (with Sea.): Played in 15 games with 12 starts...Totalled 38 tackles (22 solo), 5.5 sacks, one forced fumble, one fumble recovery and two passes defended...His 5.5 sacks ranked third on the team...**(9/13) at StL.:** Started and posted four tackles (two) and one fumble recovery...**(9/20) at GB:** Registered one sack, dropping QB Aaron Rodgers for a 7-yard loss...**(9/27) vs. Chi.:** Tied a season high with five tackles...Also registered 0.5 sacks...Helped a defense post a shutout of the Bears, the first time in 194 games Chicago had been shutout...**(10/18) vs. Car.:** Matched a season high with five tackles and set a season high with two sacks...Marked fifth time in his career posting two sacks...**(11/1) at Dal.:** Posted one sack...**(11/15) vs. Ari.:** Tied a season high with five tackles and added one pass defended...**(12/6) at Min.:** Notched three tackles, one sack and one forced fumble...**Postseason: (1/10/16) at Min.:** Started and recorded five tackles (three) in the Wild Card victory over the Vikings.

2014 (with Sea.): Played in 15 games and made 13 starts...Tallied 37 tackles (24 solo), 6.5 sacks, one forced fumble, two INTs, three passes defended...Returned both INTs for TDs...Tied a franchise record for INT-TDs in a season...**(10/12) vs. Dal.:** Posted two tackles and his first sack of the season...**(10/26) at Car.:** Tallied three tackles and a season-high two sacks in the victory...**(11/2) vs. Oak.:** Posted three tackles and one INT...Returned INT 35 yards for his first career TD...**(11/23) vs. Ari.:** Notched three tackles and 0.5 sacks...**(11/27) at SF:** Posted three tackles and one sack, dropping QB Colin Kaepernick for a 6-yards loss...**(12/14) vs. SF:** Started and tied a season high with five tackles...Added one sack and one pass defended...**(12/28) vs. StL.:** Tied a season high with five tackles...Also added one sack and a forced fumble...Tallied second INT of the season, returning it 49 yards for a TD...**Postseason: (1/10/15) vs. Car.:** Recorded two tackles and one sack in the Divisional round victory...**Super Bowl XLIX (2/1/15) vs. NE:** Made two tackles and posted one sack of QB Tom Brady, dropping him for an 8-yard loss.

2013 (with Sea.): Made 12 starts for after spending the first four weeks of the regular season on the Reserve/Suspended List...Helped the Seahawks capture the Super Bowl for the first time in franchise history...Totalled 40 tackles (31 solo), two sacks, one forced fumble, one INT and two passes defended...**(10/6) at Ind.:** In his first game back from suspension, totalled four tackles and one sack in his first career start...**(10/17) at Ari.:** Started and set a season high with nine tackles (eight)...Added one sack, one forced fumble and his first career INT...**(11/3) vs. TB:** Posted four tackles (two)...**(11/17) vs. Min.:** Recorded three tackles (two)...**(12/2) vs. NO:** Tallied two tackles and one pass defended...**(12/8) at SF:** Notched six tackles (five)...**(12/15) at NYG:** Part of a defense that held the Giants to 25 rushing yards...Added three tackles...**(12/29) vs. StL.:** Part of a defense that tied a franchise record by limiting the Rams to just 13 rushing yards...**Postseason: Super Bowl XLIII (2/2/14) vs. Den.:** Posted two tackles, helping the team win the first Super Bowl in franchise history.

2012 (with Sea.): Played in all 16 games and two postseason contests as a rookie...Totalled 17 tackles (10 solo), eight sacks, one forced fumble and one fumble recovery...Led all NFL rookies in sacks...Tallied three multi-sack games on the year...**(9/9) at Ari.:** Made his NFL debut...**(9/16) vs. Dal.:** Registered his first career sack in the victory...**(9/24) vs. GB:** Posted his first career multi-sack game, bringing down QB Aaron Rodgers twice in the win...His sacks contributed to a total of eight sacks by the team in the first half, second most in NFL history...**(10/7) at Car.:** Tallied two sacks and one forced fumble...Sack-fumble came on the Panthers' final drive, sealing the victory...**(11/11) vs. NYJ:** Posted his third multi-sack game of the season...**(12/9) vs. Ari.:** Recorded two tackles and one sack...**(12/16) at Buf.:** Registered one tackle and one fumble recovery, returning it 35 yards deep into Bills' territory...**Postseason: (1/6/13) at Was.:** Posted one sack and a pass defended in the Wild Card victory over the Redskins.

COLLEGE: Played in 26 with six starts at West Virginia over two seasons, recording 61 tackles (45 solo), 22.5 sacks, five forced fumbles and one pass defended...His 22.5 sacks went for minus 159 yards and ranked fifth in school history...Started the team's first five games as a senior, playing in all 13 games and leading the team with 8.5 sacks (tied for fourth in the Big East)...Named All-Big East Conference First Team by the league's coaches...His 8.5 sacks went for minus 71 yards and he recorded 15 tackles for losses of 91 yards, placing him fourth on the school season-record list...Ended the season ranked ninth on the team with 40 tackles (27), while adding two quarterback pressures and forcing three fumbles...Played in all 13 games as a junior, as he led the Big East Conference and ranked second in the nation with 14 sacks, good for the third-best season-total in school history...Named All-Big East Conference Second Team by the league's coaches and selected All-American honorable mention by Sports Illustrated...His 14 sacks went for minus 81 yards and he totaled 21 tackles (18) with two quarterback pressures, two forced fumbles and one pass defended...A key part of WVU's rush defense that ranked second in the nation, allowing 86.46 yards per game and ranked third in both total defense (261.08 ypg.) and scoring defense (13.54 ypg.)...Played one season for Mt. San Antonio Junior College in Walnut, Calif., and guided the team to a 13-1 record in 2009, sealing conference, state and national

championships...Named first-team All-American by JC Athletic Bureau and Triumphant Sports...Was also named Player of the Year in the All-California Region III...Was the team's second-leading tackler with 72 stops (45) and led the state with 16 sacks for minus 129 yards, while making 21 tackles for losses of 151 yards...Added five passes defended, blocked a kick, forced three fumbles and recovered one more that he returned 96 yards for a TD...Majored in sociology and anthropology.

PERSONAL: Attended Stockbridge High School in Atlanta, Ga. ...Played three games as a wide receiver during his sophomore year...Transferred to Stephenson High School in Stone Mountain, Ga., but never played football...While with the Silver and Black, was named the club's Walter Payton Man of the Year nominee in 2017 for his efforts in the community, ranging from volunteering at the Alameda County Community Food Bank's Mobile Pantry, to visiting patients at Oakland UCSF Benioff Hospital...Chosen as the Raiders' honoree for the fourth annual Coaching Corps Game Changer Awards...Received his degree from West Virginia University in Spring 2018.

ADDITIONAL STATISTICS: Touchdowns (2): 11/2/14 vs. Oak., 35-yard INT return; 12/28/14 vs. StL., 49-yard INT return.

SINGLE-GAME HIGHS: TACKLES: Total – 10, 11/21/16 vs. Hou. Solo – 9, 11/21/16 vs. Hou. Sacks – 2, eight times; last: 12/10/17 at KC. Forced fumbles – 1, 14 times; last: 12/31/17 at LAC. Fumble recoveries – 1, two times; last: 9/13/15 at StL. Interceptions – 1, three times; last: 12/28/14 vs. StL. Passes defended – 1, 13 times; last: 12/25/17 at Phi.

BRUCE IRVIN'S CAREER STATISTICS

Year	Team	GP	GS	TACKLES					INTERCEPTIONS					FUMBLES		
				Total	Solo	Asst.	Sacks	Yds.	No.	Yds.	Lg.	TD	PD	FF	FR	Yds.
2012	Seattle	16	0	17	10	7	8.0	60.0	0	0	-	0	0	1	1	35
2013	Seattle	12	12	40	31	9	2.0	16.0	1	8	8	0	2	1	0	0
2014	Seattle	15	13	37	24	13	6.5	45.5	2	84	49t	2	3	1	0	0
2015	Seattle	15	12	38	22	16	5.5	42.5	0	0	-	0	2	1	1	0
2016	Oakland	16	16	61	46	15	7.0	37.0	0	0	-	0	3	6	0	0
2017	Oakland	16	16	64	47	17	8.0	30.5	0	0	-	0	3	4	0	0
Totals		90	69	257	180	77	37.0	231.5	3	92	49t	2	13	14	2	35
POSTSEASON																
2012	Seattle	2	1	2	2	0	1.0	12.0	0	0	-	0	1	0	0	0
2013	Seattle	3	2	5	5	0	0.0	0.0	0	0	-	0	0	0	0	0
2014	Seattle	3	3	6	4	2	2.0	16.0	0	0	-	0	0	0	0	0
2015	Seattle	2	2	5	3	2	0.5	3.0	0	0	-	0	0	0	0	0
2016	Oakland	1	1	5	3	2	0.0	0.0	0	0	-	0	0	0	0	0
Totals		11	9	23	17	6	3.5	31.0	0	0	-	0	1	0	0	0

BRUCE IRVIN GAME-BY-GAME

2017, OAKLAND (6-10)

Date	Opp.	W/L	GP/GS	TACKLES					INTERCEPTIONS					FUMBLES		
				Total	Solo	Asst.	Sacks	Yds.	No.	Yds.	Lg.	TD	PD	FF	FR	Yds.
9/10	at Ten.	W	1/1	2	1	1	0.0	0.0	0	0	-	0	1	0	0	0
9/17	NYJ	W	1/1	3	2	1	0.0	0.0	0	0	-	0	0	0	0	0
9/24	at Was.	L	1/1	6	5	1	0.0	0.0	0	0	-	0	0	0	0	0
10/1	at Den.	L	1/1	2	2	0	1.0	4.0	0	0	-	0	0	0	0	0
10/8	Bal.	L	1/1	3	2	1	0.0	0.0	0	0	-	0	0	0	0	0
10/15	LAC	L	1/1	6	1	5	1.0	5.0	0	0	-	0	0	0	0	0
10/19	KC	W	1/1	4	3	1	0.0	0.0	0	0	-	0	0	0	0	0
10/29	at Buf.	L	1/1	4	4	0	0.0	0.0	0	0	-	0	0	0	0	0
11/5	at Mia.	W	1/1	5	4	1	0.5	1.0	0	0	-	0	0	1	0	0
11/19	NE	L	1/1	4	3	1	0.0	0.0	0	0	-	0	0	0	0	0
11/26	Den.	W	1/1	3	2	1	2.0	6.0	0	0	-	0	0	1	0	0
12/3	NYG	W	1/1	8	7	1	1.0	2.0	0	0	-	0	0	1	0	0
12/10	at KC	L	1/1	4	4	0	2.0	9.0	0	0	-	0	0	0	0	0
12/17	Dal.	L	1/1	3	3	0	0.0	0.0	0	0	-	0	1	0	0	0
12/25	at Phi.	L	1/1	3	2	1	0.0	0.0	0	0	-	0	1	0	0	0
12/31	at LAC	L	1/1	4	2	2	0.5	3.5	0	0	-	0	0	1	0	0
Totals			16/16	64	47	17	8.0	30.5	0	0	-	0	3	4	0	0

BRUCE IRVIN GAME-BY-GAME

2016, OAKLAND (12-4)

Date	Opp.	W/L	GP/GS	TACKLES					Yds.	INTERCEPTIONS					FUMBLES		
				Total	Solo	Asst.	Sacks			No.	Yds.	Lg.	TD	PD	FF	FR	Yds.
9/11	at NO	W	1/1	1	1	0	1.0	4.0		0	0	-	0	0	1	0	0
9/18	Atl.	L	1/1	4	4	0	0.0	0.0		0	0	-	0	1	0	0	0
9/25	at Ten.	W	1/1	3	3	0	0.0	0.0		0	0	-	0	0	1	0	0
10/2	at Bal.	W	1/1	2	1	1	1.0	9.0		0	0	-	0	0	1	0	0
10/9	SD	W	1/1	2	1	1	0.0	0.0		0	0	-	0	0	0	0	0
10/16	KC	L	1/1	5	4	1	0.0	0.0		0	0	-	0	0	0	0	0
10/23	at Jac.	W	1/1	2	1	1	0.0	0.0		0	0	-	0	0	1	0	0
10/30	at TB	W	1/1	4	3	1	0.0	0.0		0	0	-	0	0	0	0	0
11/6	Den.	W	1/1	2	1	1	0.0	0.0		0	0	-	0	0	0	0	0
11/21	Hou.	W	1/1	10	9	1	1.0	4.0		0	0	-	0	0	0	0	0
11/27	Car.	W	1/1	3	2	1	1.0	6.0		0	0	-	0	1	0	0	0
12/4	Buf.	W	1/1	5	4	1	1.0	6.0		0	0	-	0	1	0	0	0
12/8	at KC	L	1/1	5	4	1	0.0	0.0		0	0	-	0	0	0	0	0
12/18	at SD	W	1/1	6	4	2	2.0	8.0		0	0	-	0	0	1	0	0
12/24	Ind.	W	1/1	3	2	1	0.0	0.0		0	0	-	0	0	0	0	0
1/1/17	at Den.	L	1/1	4	2	2	0.0	0.0		0	0	-	0	0	1	0	0
Totals			16/16	61	46	15	7.0	37.0		0	0	-	0	3	6	0	0
POSTSEASON																	
1/7/17	at Hou.	L	1/1	5	3	2	0.0	0.0		0	0	-	0	0	0	0	0

2015, SEATTLE (10-6)

Date	Opp.	W/L	GP/GS	TACKLES					Yds.	INTERCEPTIONS					FUMBLES		
				Total	Solo	Asst.	Sacks			No.	Yds.	Lg.	TD	PD	FF	FR	Yds.
9/13	at StL.	L	1/1	4	2	2	0.0	0.0		0	0	-	0	0	0	1	0
9/20	at GB	L	1/0	1	1	0	1.0	7.0		0	0	-	0	0	0	0	0
9/27	Chi.	W	1/1	5	0	5	0.5	4.5		0	0	-	0	0	0	0	0
10/5	Det.	W	1/1	4	3	1	0.0	0.0		0	0	-	0	0	0	0	0
10/11	at Cin.	L	1/1	4	3	1	0.0	0.0		0	0	-	0	0	0	0	0
10/18	Car.	L	1/1	5	4	1	2.0	17.0		0	0	-	0	0	0	0	0
10/22	at SF	W	1/1	1	1	0	0.0	0.0		0	0	-	0	0	0	0	0
11/1	at Dal.	W	1/1	1	1	0	1.0	6.0		0	0	-	0	0	0	0	0
11/15	Ari.	L	1/1	5	1	4	0.0	0.0		0	0	-	0	1	0	0	0
11/22	SF	W		(INACTIVE - KNEE)													
11/29	Pit.	W	1/0	2	0	2	0.0	0.0		0	0	-	0	0	0	0	0
12/6	at Min.	W	1/1	3	3	0	1.0	8.0		0	0	-	0	0	1	0	0
12/13	at Bal.	W	1/1	1	1	0	0.0	0.0		0	0	-	0	0	0	0	0
12/20	Cle.	W	1/0	0	0	0	0.0	0.0		0	0	-	0	0	0	0	0
12/27	StL.	L	1/1	1	1	0	0.0	0.0		0	0	-	0	0	0	0	0
1/3/16	at Ari.	W	1/1	1	1	0	0.0	0.0		0	0	-	0	1	0	0	0
Totals			15/12	38	22	16	5.5	42.5		0	0	-	0	2	1	1	0
POSTSEASON																	
1/10/16	at Min.	W	1/1	5	3	2	0.5	3.0		0	0	-	0	0	0	0	0
1/17/16	at Car.	L	1/1	0	0	0	0.0	0.0		0	0	-	0	0	0	0	0
Totals			2/2	5	3	2	0.5	3.0		0	0	-	0	0	0	0	0

BRUCE IRVIN GAME-BY-GAME
2014, SEATTLE (12-4)


Date	Opp.	W/L	GP/GS	TACKLES					Yds.	INTERCEPTIONS					FUMBLES		
				Total	Solo	Asst.	Sacks			No.	Yds.	Lg.	TD	PD	FF	FR	Yds.
9/4	GB	W	1/0	2	1	1	0.0	0.0	0.0	0	0	-	0	0	0	0	0
9/14	at SD	L	1/0	2	2	0	0.0	0.0	0.0	0	0	-	0	0	0	0	0
9/21	Den.	W		(INACTIVE - RIBS)													
10/6	at Was.	W	1/1	3	1	2	0.0	0.0	0.0	0	0	-	0	0	0	0	0
10/12	Dal.	L	1/1	2	1	1	1.0	11.0	11.0	0	0	-	0	0	0	0	0
10/19	at StL.	L	1/1	1	0	1	0.0	0.0	0.0	0	0	-	0	0	0	0	0
10/26	at Car.	W	1/1	3	2	1	2.0	10.0	10.0	0	0	-	0	0	0	0	0
11/2	Oak.	W	1/1	3	1	2	0.0	0.0	0.0	1	35	35t	1	1	0	0	0
11/9	NYG	W	1/1	1	1	0	0.0	0.0	0.0	0	0	-	0	0	0	0	0
11/16	at KC	L	1/1	1	1	0	0.0	0.0	0.0	0	0	-	0	0	0	0	0
11/23	Ari.	W	1/1	3	2	1	0.5	0.5	0.5	0	0	-	0	0	0	0	0
11/27	at SF	W	1/1	3	2	1	1.0	6.0	6.0	0	0	-	0	0	0	0	0
12/7	at Phi.	W	1/1	1	1	0	0.0	0.0	0.0	0	0	-	0	0	0	0	0
12/14	SF	W	1/1	5	5	0	1.0	8.0	8.0	0	0	-	0	1	0	0	0
12/21	at Ari.	W	1/1	2	1	1	0.0	0.0	0.0	0	0	-	0	0	0	0	0
12/28	StL.	W	1/1	5	3	2	1.0	10.0	10.0	1	49	49t	1	1	1	0	0
Totals			15/13	37	24	13	6.5	45.5	45.5	2	84	49t	2	3	1	0	0
POSTSEASON																	
1/10/15	Car.	W	1/1	2	1	1	1.0	8.0	8.0	0	0	-	0	0	0	0	0
1/18/15	GB	W	1/1	2	1	1	0.0	0.0	0.0	0	0	-	0	0	0	0	0
2/1/15	NE	L	1/1	2	2	0	1.0	8.0	8.0	0	0	-	0	0	0	0	0
Totals			3/3	6	4	2	2.0	16.0	16.0	0	0	-	0	0	0	0	0

2013, SEATTLE (13-3)

Date	Opp.	W/L	GP/GS	TACKLES					Yds.	INTERCEPTIONS					FUMBLES		
				Total	Solo	Asst.	Sacks			No.	Yds.	Lg.	TD	PD	FF	FR	Yds.
9/8	at Car.	W		(RESERVE/SUSPENDED LIST)													
9/15	SF	W		(RESERVE/SUSPENDED LIST)													
9/22	Jac.	W		(RESERVE/SUSPENDED LIST)													
9/29	at Hou.	W		(RESERVE/SUSPENDED LIST)													
10/6	at Ind.	L	1/1	4	3	1	1.0	9.0	0	0	-	0	0	0	0	0	0
10/13	Ten.	W	1/1	2	1	1	0.0	0.0	0	0	-	0	0	0	0	0	0
10/17	at Ari.	W	1/1	4	4	0	0.0	0.0	0	0	-	0	0	0	0	0	0
10/28	at StL.	W	1/1	9	8	1	1.0	7.0	1	8	8	0	1	1	0	0	0
11/3	TB	W	1/1	4	2	2	0.0	0.0	0	0	-	0	0	0	0	0	0
11/10	at Atl.	W	1/1	2	2	0	0.0	0.0	0	0	-	0	0	0	0	0	0
11/17	Min.	W	1/1	3	2	1	0.0	0.0	0	0	-	0	0	0	0	0	0
12/2	NO	W	1/1	2	2	0	0.0	0.0	0	0	-	0	1	0	0	0	0
12/8	at SF	L	1/1	6	5	1	0.0	0.0	0	0	-	0	0	0	0	0	0
12/15	at NYG	W	1/1	3	2	1	0.0	0.0	0	0	-	0	0	0	0	0	0
12/22	Ari.	L	1/1	1	0	1	0.0	0.0	0	0	-	0	0	0	0	0	0
12/29	StL.	W	1/1	0	0	0	0.0	0.0	0	0	-	0	0	0	0	0	0
Totals			12/12	40	31	9	2.0	16.0	1	8	8	0	2	1	0	0	0
POSTSEASON																	
1/11/14	NO	W	1/1	2	2	0	0.0	0.0	0	0	-	0	0	0	0	0	0
1/19/14	SF	W	1/1	1	1	0	0.0	0.0	0	0	-	0	0	0	0	0	0
2/2/14	at Den.	W	1/0	2	2	0	0.0	0.0	0	0	-	0	0	0	0	0	0
Totals			3/2	5	5	0	0.0	0.0	0	0	-	0	0	0	0	0	0

BRUCE IRVIN GAME-BY-GAME
2012, SEATTLE (11-5)

Date	Opp.	W/L	GP/GS	TACKLES					Yds.	INTERCEPTIONS					FUMBLES		
				Total	Solo	Asst.	Sacks			No.	Yds.	Lg.	TD	PD	FF	FR	Yds.
9/9	at Ari.	L	1/0	0	0	0	0.0	0.0	0	0	-	0	0		0	0	0
9/16	Dal.	W	1/0	1	0	1	0.5	2.0	0	0	-	0	0		0	0	0
9/24	GB	W	1/0	2	2	0	2.0	9.0	0	0	-	0	0		0	0	0
9/30	at StL.	L	1/0	0	0	0	0.0	0.0	0	0	-	0	0		0	0	0
10/7	at Car.	W	1/0	2	2	0	2.0	19.0	0	0	-	0	0		1	0	0
10/14	NE	W	1/0	1	0	1	0.0	0.0	0	0	-	0	0		0	0	0
10/18	at SF	L	1/0	0	0	0	0.0	0.0	0	0	-	0	0		0	0	0
10/28	at Det.	L	1/0	1	1	0	0.0	0.0	0	0	-	0	0		0	0	0
11/4	Min.	W	1/0	1	0	1	0.5	4.0	0	0	-	0	0		0	0	0
11/11	NYJ	W	1/0	2	2	0	2.0	15.0	0	0	-	0	0		0	0	0
11/25	at Mia.	L	1/0	1	0	1	0.0	0.0	0	0	-	0	0		0	0	0
12/2	at Chi.	W	1/0	0	0	0	0.0	0.0	0	0	-	0	0		0	0	0
12/9	Ari.	W	1/0	2	1	1	1.0	11.0	0	0	-	0	0		0	0	0
12/16	at Buf.	W	1/0	1	1	0	0.0	0.0	0	0	-	0	0		0	1	35
12/23	SF	W	1/0	2	0	2	0.0	0.0	0	0	-	0	0		0	0	0
12/30	StL.	W	1/0	1	1	0	0.0	0.0	0	0	-	0	0		0	0	0
Totals			16/0	17	10	7	8.0	60.0	0	0	-	0	0		1	1	35
POSTSEASON																	
1/6/13	at Was.	W	1/0	1	1	0	1.0	12.0	0	0	-	0	1		0	0	0
1/13/13	at Atl.	L	1/1	1	1	0	0.0	0.0	0	0	-	0	0		0	0	0
Totals			2/1	2	2	0	1.0	12.0	0	0	-	0	1		0	0	0



GABE JACKSON

66

GUARD
6-3 | 335
MISSISSIPPI STATE
NFL EXP.: 5
RAIDERS EXP.: 5

ACQUIRED: D3-'14
HOMETOWN:
LIBERTY, MISS.
BORN: 07/12/91



TRANSACTIONS: Selected by Oakland Raiders in the third round (81st overall) of the 2014 NFL Draft, May 9, 2014.

CAREER: Durable offensive lineman has played in 60 games with 59 starts over his first four NFL seasons...Started at right guard in 15 games, as part of an offensive line that surrendered just 24 sacks in 2017, tied for third fewest in the league...Moved from left guard in 2016 and started all 16 games at right guard for the first time in his career en route to being named a Pro Bowl alternate...In 2015, started all 16 games for the first time in his career...Originally selected by Oakland in the third round (81st overall) of the 2014 NFL Draft...Earned the starting left guard job as a rookie after a strong showing throughout the preseason.

2017: Started at right guard in 15 games in his fourth season with the Raiders...Part of an offensive line that surrendered just 24 sacks on the year, tied for third fewest in the league...Helped pave the way for 1,554 rushing yards and an average of 4.4 yards per carry...**(9/10) at Ten.:** Started at right guard in the season opener and helped the run game total 100-plus yards (109) in the win...**(9/17) vs. NYJ:** Started in the win and helped keep QB Derek Carr upright as the offensive line recorded its first clean sheet of the season...Paved the way for 180 rushing yards and 410 total yards of offense...Allowed the offense to score six total TDs, three of them coming on the ground and another three through the air, the first time doing so since Oct. 6, 2002...**(10/1) at Den.:** Started at right guard, helping Carr record a passer rating of 100.0 which marked his 16th game with a passer rating of at least 100.0...**(10/15) vs. LAC:** Helped pave the way for 109 rushing yards, the fourth 100-plus yard rushing game of the season...Part of a line that allowed just one sack...**(10/19) vs. KC:** Helped the offense record over 500 yards of offense (505) for the third time since Week 9 of the 2013 season...Paved the way for 32 first downs, tied for the fourth most in franchise history...Kept Carr upright for the second time this season as he recorded a season-high 417 yards with three TDs...**(10/29) at Buf.:** Started at right guard and helped the offensive line post its third clean sheet of the season...Allowed Carr to surpass 300-plus passing yards in back-to-back weeks for the second time in his career...**(11/5) at Mia.:** Started at right guard in the win, surrendering just one sack as Carr eclipsed 300 yards passing for the third straight game...Part of an offensive line that helped RB Marshawn Lynch record two TDs on the ground...**(11/19) vs. NE:** Part of an offensive line that surrendered just one sack, marking the sixth game this season the Raiders have allowed one or fewer sacks...**(12/3) vs. NYG:** Part of an offensive line that surrendered just one sack in the win while paving the way for 401 yards of total offense, marking the third game surpassing 400-plus yards this season...**(12/10) at KC:** Started at right guard in the loss...**(12/17) vs. Dal.:** Started on a line that kept Carr upright as they posted their fourth clean sheet of the season...Helped the Raiders rush for 122 yards, their eighth game with 100-plus yards on the ground...**(12/25) at Phi.:** Part of a line that surrendered just one sack, marking the ninth game of the season with one or less sacks allowed...Helped the offense surpass 100 yards on the ground for the ninth time this season with 137 yards...**(12/31) at LAC:** Started at right guard and helped the offense run for 100-plus-yards for the 10th time this season with 105.

AT A GLANCE

- Played in 60 games with 59 starts over his first four NFL seasons, including all 16 games in 2015 and 2016.
- Received a five-year contract extension during the 2017 off season.
- Moved from left guard in 2016, starting all 16 games at right guard for the first time in his career en route to being named a Pro Bowl alternate.
- Caught two passes in 2014, becoming the third offensive lineman in Raiders history to record multiple receptions in a season.
- Started all 52 games at left guard over his four-year career at Mississippi State and was a two-time All-American selection and a two-time first-team All-SEC recipient.
- His senior year, awarded the Cornely Trophy as the top collegiate player in the state of Mississippi and also claimed the Kent Hull Award as the top offensive lineman in Mississippi.



2016: Moved from left guard and started all 16 games at right guard for the first time in his career...Named a Pro Bowl alternate...Part of an offensive line that allowed just 18 sacks on the season, a league low, while also paving the way for 1,922 rushing yards and an average of 4.4 yards per carry...Helped the offense finish sixth in the league in total offense (373.3 avg.)...**(9/11) at NO:** Started at right guard on an offensive line that did not allow a sack...Helped the offense total 486 yards of offense...**(9/18) vs. Atl.:** Started and helped pave the way for 155 rushing yards and 454 total yards of offense...**(9/25) at Ten.:** Started in the win and helped the run game total 100-plus yards (123) for the third consecutive week...**(10/2) at Bal.:** Started in the win and helped keep QB Derek Carr upright as the offensive line recorded its second clean sheet of the season...**(10/23) at Jac.:** Started at right guard, helping keep Carr upright for the third time on the year...Helped pave the way for 144 team rushing yards with two rushing TDs by RB Latavius Murray...**(10/30) at TB:** Started at right guard in the overtime win, playing every offensive snap...Helped pave the way for 626 yards of total offense, tying a franchise record set in 1964...Allowed Carr to become the first Raider

to throw for 500-plus yards and the third player in NFL history with 500 yards, four TDs and zero INTs in a game...**(11/6) vs. Den.:** Helped the offense total 218 yards on the ground, the most by the franchise since Week 2 of the 2013 season...Allowed Murray to run for 114 yards on 20 carries, eclipsing 100-plus yards for the first time on the season and tying a franchise record with three rushing TDs...**(11/21) vs. Hou.:** Helped keep Carr upright in the victory, posting a clean sheet for the fourth time...**(11/27) vs. Car.:** Helped Carr throw for 300-plus yards for the fourth time on the year...**(12/4) vs. Buf.:** Helped block for Murray as he rushed 20 times for 82 yards and two TDs...Part of a line that didn't allow a sack for the fifth time on the year...**(12/8) at KC:** Started at right guard, paving the way for Murray as he rushed 22 times for 103 yards, eclipsing 100-plus rushing yards for the second time...**(12/24) vs. Ind.:** Paved the way for 463 yards of total offense with 210 yards on the ground...Helped rookie RB DeAndre Washington record two scores on 12 carries for 99 yards (8.3 avg.)...**(1/1/17) at Den.:** Started in the final regular season game, helping the offensive line finish the year with a league-low 18 sacks and allowing a sack on only 3.0 percent of pass attempts, also a league best...**Postseason: (1/7/17) at Hou.:** Started at right guard in his first playoff game.

2015: Started all 16 games for the first time in his NFL career...Did not record an accepted holding penalty all season long...**(9/13) vs. Cin.:** Started at left guard in the season opener...**(9/20) vs. Bal.:** Started and helped the offense total 448 yards of offense, the team's most since Dec. 15, 2013 vs. KC (461 yards)...**(9/27) at Cle.:** Started on an offensive line that did not allow a sack...Helped pave the way for 155 rushing yards and 469 total yards of offense...**(10/25) at SD:** Started and helped the offense total over 400 yards of offense in the win...Part of a line that allowed only one sack in the game...**(11/1) vs. NYJ:** Started on an offensive line that did not allow a sack and helped produce over 450 yards of offense...Allowed RB Latavius Murray to gain over 100 yards and QB Derek Carr to throw for over 300 yards...**(11/8) at Pit.:** Started on an offensive line that did not allow a sack of Carr for the second straight game...Offensive line tied for the fewest sacks allowed (10) by a Raiders team through eight games since the 1970 AFL-NFL merger (2014 and 2011)...Paved the way for 139 total rushing yards and 440 total yards of offense...**(11/29) at Ten.:** Started and helped the offense total over 400 yards...**(12/13) at Den.:** Set a new career high with his 13th start of the season...Played every offensive snap in the Raiders' 15-12 win...**(12/20) vs. GB:** Started at left guard, helping the team total over 370 yards of offense and 120 rushing yards...**(12/24) vs. SD:** Started at left guard in the team's 23-20 overtime victory.

2014: Appeared in 13 games with 12 starts...Earned the starting job at left guard after a strong training camp and preseason...Became the third offensive lineman in Raiders history (Khalif Barnes, 2010; Bob Mischak, 1963) to record multiple receptions in a season...**(9/7) at NYJ:** Started at left guard in his NFL debut on an offensive line that did not allow a sack through the first half...Posted a 1-yard reception on a deflected pass from QB Derek Carr, the first reception of his career...**(9/14) vs. Hou.:** Helped the offense gain 364 total yards of offense...Part of an offensive line that did not allow a sack of Carr...**(9/21) at NE:** Helped the offensive line prevent a sack of Carr for the second straight game...**(10/12) vs. SD:** Started and helped the offense total 396 yards...Helped prevent a single sack for the third time on the season, joining the 1970 Raiders' line as only units in franchise history with three shutouts in the sacks allowed category through five games...**(11/30) at StL.:** Returned to action after missing three games with a knee injury...Played the majority of the snaps on offense at left guard after T Menelik Watson exited the game with an injury and Barnes moved to right tackle...Caught a deflected pass from Carr for a 6-yard loss at the end of the first half...Became the third offensive lineman in Raiders history to record multiple receptions in a season...**(12/7) vs. SF:** Helped the offense total 330 yards of offense in the victory...Helped Carr post a passer rating of 140.2, his highest of the season...**(12/21) vs. Buf.:** Paved the way for a rushing attack that produced 140 yards, the team's second highest rushing total of the year.

COLLEGE: Played four seasons at Mississippi State, becoming one of the most decorated offensive linemen in school history...Started all 52 games of his career at left guard...Two-time All-American selection and a two-time first-team All-SEC recipient...Started all 13 games at left guard as a senior...Earned first-team All-SEC honors by the league coaches and Associated Press for the second straight year...Named second-team All-American by Walter Camp, USA Today and Athlon Sports...Awarded the Cornely Trophy as the top collegiate player in the state of Mississippi and also claimed the Kent Hull Award as the top offensive lineman in Mississippi...Paved the way for an MSU offense that shattered school records in total yards, first downs and yards per game...Earned SEC Offensive Lineman of the Week honors three times and became just the second MSU offensive lineman in school history to receive the honor two-or-more times...Started all 13 games at left guard as a junior...Earned first-team All-SEC honors by the AP and Phil Steele and second-team honors by the SEC Coaches and ESPN.com...Named to the Phil Steele and FoxSportsNext All-American Second Team, as well as earning honorable mention All-American honors from Sports Illustrated and Pro Football Weekly...Part of an offensive line that gave up the second fewest sacks in the SEC (29th nationally) and did not personally give up a sack all season...Started all 13 games at left guard as a sophomore...Named to the AP and Rivals.com All-SEC Second Team, as well as the Rivals.com Sophomore All-American team...Blocked for RB Vick Ballard, who finished fourth in the SEC in rushing, while giving up the fifth fewest sacks in the league...Helped the 2011 squad reach the top 10 in school history for single-season marks in passing TDs, passing completions, total yards and first downs...Blocked for an offense that scored 50-plus points twice in the same season for the first time since 1914, and only the third time in school history...Started all 13 games at left guard as a redshirt freshman...Named an SEC All-Freshman selection by the coaches...Helped the Bulldogs rush for over 200 yards seven different times...Redshirted his true freshman year in 2009.

PERSONAL: Attended Amite County High School in Liberty, Miss., playing football for his father, Charles Jackson, the team's head coach...Played on both sides of the ball at tackle during his four-year career...Rivals.com ranked him as the 28th best prospect in the state of Mississippi, and the fourth best offensive lineman on the state chart...Has participated in the Raiders annual Thanksgiving with the Offensive Line, an event in which Oakland's offensive line provides local families in need with all the food needed to make a complete Thanksgiving dinner, for three consecutive years...Received his degree from Mississippi State in Spring 2018.

ADDITIONAL STATISTICS: Receptions – 2 in 2014. Receiving yards – (-5) in 2014. Miscellaneous tackles – 3 in 2016.

GABE JACKSON'S GAMES PLAYED/STARTED

Year	Team	GP	GS
2014	Oakland	13	12
2015	Oakland	16	16
2016	Oakland	16	16
2017	Oakland	15	15
Totals		60	59
POSTSEASON			
2016	Oakland	1	1
Totals		1	1



DERRICK JOHNSON

56

LINEBACKER
6-3 | 245
TEXAS
NFL EXP.: 14
RAIDERS EXP.: 1

ACQUIRED: UFA-'18 (KC)
HOMETOWN:
WACO, TEXAS
BORN: 11/22/82



TRANSACTIONS: Selected by Kansas City Chiefs in the first round (15th overall) of the 2005 NFL Draft, April 23, 2005...Re-signed by Kansas City as a restricted free agent, March 24, 2010...Re-signed by Kansas City as an unrestricted free agent, March 10, 2016...Signed by Oakland Raiders as an unrestricted free agent, May 7, 2018.

CAREER: Experienced veteran joins the Raiders for his first season in Silver and Black after 13 years with the Kansas City Chiefs... Career totals include 182 games played with 169 starts, 1,262 tackles (993 solo), 27.5 sacks, 23 forced fumbles, eight fumble recoveries, 14 INTs and 77 passes defended...Also has four career INT-TDs...Is a four-time Pro Bowler, having been named three straight years from 2011-13 and 2015...Was named to the Associated Press All-Pro First Team in 2011...Has been named the AFC Defensive Player of the Week four times...Holds the Chiefs franchise record for most tackles with 1,262...Led the team in tackles in six of his 13 seasons in Kansas City...Was named the Chiefs' Most Valuable Player in 2011, an award voted on by his teammates...Recorded two INT-TDs in one game, one of only three linebackers in NFL history to accomplish the feat.

2017 (with KC): Started 15 games in his final season in Kansas City, totaling 71 tackles (48 solo), one forced fumble, one fumble recovery and seven passes defended...Finished second on the team in tackles...(9/7) at NE: Recorded eight tackles and one pass defended in the victory...(10/15) vs. Pit.: Posted six tackles in the loss...(10/19) at Oak.: Tallied seven tackles and one pass defended in the loss...(10/30) at Den.: Notched six tackles and one pass defended...(12/3) at NYJ: Posted a season-high nine tackles...(12/16) vs. LAC: Recorded six tackles in the victory...**Postseason:** (1/6/18) vs. Ten.: Recorded eight tackles and one sack in the Wild Card Game.

AT A GLANCE

- Played in 60 games with 59 starts over his first four NFL seasons, including all 16 games in 2015 and 2016.
- Received a five-year contract extension during the 2017 off season.
- Moved from left guard in 2016, starting all 16 games at right guard for the first time in his career en route to being named a Pro Bowl alternate.
- Caught two passes in 2014, becoming the third offensive lineman in Raiders history to record multiple receptions in a season.
- Started all 52 games at left guard over his four-year career at Mississippi State and was a two-time All-American selection and a two-time first-team All-SEC recipient.
- His senior year, awarded the Cornely Trophy as the top collegiate player in the state of Mississippi and also claimed the Kent Hull Award as the top offensive lineman in Mississippi.



2016 (with KC): Started 13 games before having his season cut short due an Achilles injury...Totaled 90 tackles (70 solo), one sack, one INT and three passes defended...Placed on the Reserve/Injured List on Dec. 17...Finished second on the team in tackles...(9/18) at Hou.: Led the team and finished with 11 tackles (eight solo) and one sack...(9/25) vs. NYJ: Led the team with 10 tackles (eight) and posted one INT-TD...Intercepted QB Ryan Fitzpatrick and returned it 55 yards for a TD...Added two passes defended...(10/16) at Oak.: Posted nine tackles in the victory...(10/30) at Ind.: Recorded a team-high 10 tackles...(12/4) at Atl.: Led the team and posted nine tackles in the victory.

2015 (with KC): Started all 16 games and led the team with 116 tackles in his from an Achilles injury that cost him most of the 2014 season...Added four sacks, eight passes defended and two INTs...Was selected to his fourth Pro Bowl...(10/18) at Min.: Tallied nine tackles in the loss...(11/22) at LAC: Recorded nine tackles (eight) and one pass defended...(11/29) at Buf.: Recorded nine tackles and one pass defended in the victory...(12/6) at Oak.: Led the team and tallied a season-high 14 tackles (13) to go along with one sack and one forced fumble...(12/20) at Bal.: Recorded a team-high 12 tackles and one forced fumble...(1/3/16) vs. Oak.: Recorded a team-high 10 tackles and one pass defended in the victory.

2014 (with KC): Suffered an Achilles injury in the season opener that ended his season...Recorded four tackles before suffering the injury...Placed on the Reserve/Injured List on Sept. 10.

2013 (with KC): Started 15 contests at inside linebacker, recording 107 tackles (95 solo), 4.5 sacks, two INTs, two fumble recoveries and seven passes defended...Was named to his third consecutive Pro Bowl after leading the team in tackles...(9/8) at Jac.: Tallied seven tackles...(9/15) vs. Dal.: Posted six tackles (five)...(9/19) at Phi.: Recorded eight tackles (seven), 0.5 sacks and one pass defended...(9/29) vs. NYG: Registered nine tackles and

one pass defended...(10/6) at Ten.: Talled five tackles...(10/13) vs. Oak.: Posted nine tackles and two sacks in the victory...(10/20) vs. Hou.: Notched five tackles, one sack and one fumble recovery...(10/27) vs. Cle.: Recorded 12 tackles and one pass defended...(11/3) vs. Buf.: Posted seven tackles...(11/17) at Den.: Talled five tackles and recovered a fumble...(11/24) vs. SD: Recorded 10 tackles...(12/1) vs. Den.: Recorded nine tackles...(12/8) at Was.: Posted four tackles, one INT and two passes defended...Picked off QB Robert Griffin III and returned it 40 yards into Redskin territory...(12/15) at Oak.: Posted six tackles, and INT and one pass defended in the victory...(12/22) vs. Ind.: Talled five tackles, one sack and one pass defended...**Postseason:** (1/4/14) at Ind.: Finished with three tackles in the Wild Card loss.

2012 (with KC): Started all 16 games at inside linebacker, totaling 125 tackles (110 solo), two sacks, three forced fumbles and four passes defended...Named to his second Pro Bowl after leading the team in tackles...(9/9) vs. Atl.: Posted eight tackles (seven)...(9/16) at Buf.: Recorded nine tackles to lead the team...(9/23) at NO: Talled nine tackles (five) and one sack of QB Drew Brees...(10/14) at TB: Posted 12 tackles...(10/28) vs. Oak.: Compiled 10 tackles and one pass defended...(11/12) at Pitt.: Led the team with 13 tackles on the afternoon and forced one fumble...(11/18) vs. Cin.: Totaled 10 tackles and one forced fumble...(11/25) vs. Den.: Posted four tackles in the loss...(12/9) at Cle.: Talled seven tackles, and one forced fumble...(12/16) at Oak.: Talled eight tackles and one pass defended...(12/23) vs. Ind.: Posted seven tackles and one sack...(12/30) at Den.: Talled six tackles and two passes defended.

2011 (with KC): Was named to his first Pro Bowl after starting all 16 games and was named to his first Pro Bowl after totaling a career-high 179 tackles (131 solo), two sacks, one forced fumble, one fumble recovery, two INTs and nine passes defended...Also named to the Associated Press All-Pro First Team...His 179 tackles were a single-season franchise record...Posted double-digit tackles in 10 contests...(10/23) at Oak.: Matched a season high with 16 tackles...(10/31) vs. SD: Talled a season-high 16 tackles, one sack and one INT, winning AFC Defensive Player of the Week honors...(11/21) at NE: Tied a season high with 16 tackles.

2010 (with KC): Started 16 contests at inside linebacker...Talled a team-high 147 tackles (107 solo) with one sack, one INT-TD, 13 passes defended, four forced fumbles and one fumble recovery...Named to the USA Today All-Joe Team...His four forced fumbles tied for fourth in the AFC and ninth in the NFL...(10/24) vs. Jac.: Talled six tackles and one INT, one that was returned 15 yards for a TD...(12/19) at StL.: Produced a career-high 17 tackles and four passes defended to win AFC Defensive Player of the Week honors.

2009 (with KC): Appeared in all 15 games, seeing time on defense and special teams...Talled 33 tackles (24 solo), one sack, three INTs and two TDs...Talled nine special teams tackles...Ranked second in the AFC and fourth in the NFL with 175 interception return yards...Was the only NFL player to post two defensive return TDs in a single game on the season...(9/13) at Bal.: Recorded four tackles and one pass defended...(1/3/10) at Den.: Talled four tackles, three passes defended and two INTs...Returned the INTs a career-high 105 yards with two TDs...Earned AFC Defensive Player of the Week honors for his effort.

2008 (with KC): Started 14 games at linebacker...Finished second on the team with 90 tackles (65 solo), 1.5 sacks, one INT, five passes defended and three forced fumbles...(9/28) vs. Den.: Posted seven tackles, one sack, one INT and one forced fumble...Earned AFC Defensive Player of the Week for his performance, becoming the first Chiefs linebacker to win the award since 2002.

2007 (with KC): Started all 16 games for the second time in his career...Ranked third on the club with 107 tackles (91 solo)...Also contributed four sacks, two INTs, seven passes defended and three forced fumbles...(9/16) at Chi.: Talled seven tackles, two passes defended, and one special teams stop...Also tied a career high with two sacks of QB Rex Grossman...(9/30) at SD: Notched a sack-fumble of QB Philip Rivers that set up a Chiefs TD...Also posted his first career INT to go along with three tackles.

2006 (with KC): Appeared in 13 games with 12 starts...Finished third on the team with 83 tackles (66 solo), and two forced fumbles...His 4.5 sacks were third on the team...Added three passes defended and two fumble recoveries...(10/1) vs. SF: Collected nine tackles and 1.5 sacks of QB Alex Smith and forced a fumble...(10/29) vs. Sea.: Produced five tackles and tied a career high with two sacks...**Postseason:** (1/6/07) at Ind.: Talled 12 tackles in the Wild Card loss to the Colts.

2005 (with KC): Started all 16 games at linebacker to become the first rookie linebacker in franchise history to start all 16 games since 1986...Named the club's Mack Lee Hill Award winner, an honor bestowed on Kansas City's top rookie...Ranked third on the team with 110 tackles (87 solo), two sacks, one fumble recovery, two forced fumbles and nine passes defended...Added six special teams tackles...His 110 tackles were the fourth-highest total ever accumulated by a Chiefs rookie and were the most by a Chiefs rookie since 1986...(9/11) vs. NYJ: Made his NFL debut, becoming the first Chiefs rookie linebacker to start a season opener since 1990...(10/2) vs. Phi.: Talled a season-high 11 tackles.

COLLEGE: Appeared in 50 games (40 starts) over four seasons at Texas, registering 458 tackles (281 solo), 10.5 sacks and 10 INTs...Also had five fumble recoveries, 11 forced fumbles and 30 passes defended...Became first player in school history to win the Butkus Award, which he did in 2004...Earned the Bronko Nagurski Trophy as the top collegiate defensive player in 2004...Started all 12 games as a senior in 2004, finishing the year with a career-high 130 tackles (73 solo) and two sacks...Had an NCAA single-season record nine forced fumbles...Was a unanimous All-American and All-Big 12 selection...Started 13 games at linebacker in 2003 as a junior, leading the club with 125 tackles (78)...Also had two sacks, three fumble recoveries, one forced fumble, four INTs and nine passes defended...Started all 13 games as a sophomore in 2002...Ranked second on the club with 120 tackles (73)...Also had two sacks, 10 passes defended and four INTs...Was a first-team All-Big 12 selection...Played in 12 games (two starts) in 2001 as a true freshman, ranking second on the squad with 83 tackles (57) and fourth with 4.5 sacks...Added one INT, two fumble recoveries and three passes defended...Named Sporting News National Freshman of the Year...Earned first-team Freshman All-American honors from Sporting News...Chosen as the Big 12 Conference Co-Defensive Freshman of the Year...Majored in education.

PERSONAL: Attended Waco (Texas) High School...Registered 170 tackles (103 solo), six sacks, five forced fumbles and two INTs as a senior...Also lettered twice in basketball and ran track...Was named the 2007 Role Model of the Year by the children of the Greater Kansas City Boys & Girls Clubs...Brother, Dwight, played defensive tackle at Baylor ('96-99) and in the NFL with the Philadelphia Eagles (2000) and New York Giants (2002).

ADDITIONAL STATISTICS: Special teams tackles – 1 in 2005, 1 in 2007, 1 in 2008, 5 in 2009; NFL totals: 8.

SINGLE-GAME HIGHS: TACKLES: Total – 17, 12/19/10 at LAR. Solo – 15, 10/31/11 vs. SD. Sacks – 2, three times; last: 10/13/13 vs. Oak. Forced fumbles – 1, 23 times; last: 12/24/17 vs. Mia. Fumble recoveries – 1, eight times; last: 10/18/17 at Hou. Interceptions – 2, 1/3/10 at Den. Passes defended – 4, two times; last: 12/19/10 at LAR.

DERRICK JOHNSON'S CAREER STATISTICS

Year	Team	GP	GS	TACKLES					INTERCEPTIONS					FUMBLES		
				Total	Solo	Asst.	Sacks	Yds.	No.	Yds.	Lg.	TD	PD	FF	FR	Yds.
2005	Kansas City	16	16	110	87	23	2.0	14.0	0	0	-	0	5	2	1	0
2006	Kansas City	13	12	83	66	17	4.5	22.5	0	0	-	0	2	2	2	0
2007	Kansas City	16	16	107	91	16	4.0	34.0	2	18	12	0	6	3	0	0
2008	Kansas City	14	14	90	65	25	1.5	12.5	1	7	7	0	6	4	0	0
2009	Kansas City	15	3	33	24	9	1.0	7.0	3	175	70	2	5	1	0	0
2010	Kansas City	16	16	147	107	40	1.0	11.0	1	15	15t	1	16	4	1	0
2011	Kansas City	16	16	179	131	48	2.0	10.0	2	18	17	0	9	1	1	0
2012	Kansas City	16	16	125	110	15	2.0	10.0	0	0	-	0	4	3	0	0
2013	Kansas City	15	15	107	95	12	4.5	27.0	2	44	41	0	6	0	2	11
2014	Kansas City	1	1	4	4	0	0.0	0.0	0	0	-	0	0	0	0	0
2015	Kansas City	16	16	116	95	21	4.0	23.0	2	23	18	0	8	2	0	0
2016	Kansas City	13	13	90	70	20	1.0	8.0	1	55	55t	1	3	0	0	0
2017	Kansas City	15	15	71	48	23	0.0	0.0	0	0	-	0	7	1	1	3
Totals		182	169	1,262	993	269	27.5	179.0	14	355	70	4	77	23	8	14
POSTSEASON																
2006	Kansas City	1	1	12	10	2	0.0	0.0	0	0	-	0	0	0	0	0
2010	Kansas City	1	1	7	3	4	0.0	0.0	0	0	-	0	0	0	0	0
2013	Kansas City	1	1	3	2	1	0.0	0.0	0	0	-	0	0	0	0	0
2015	Kansas City	2	2	10	5	5	0.0	0.0	0	0	-	0	0	0	0	0
2016	Kansas City	0	0	0	0	0	0.0	0.0	0	0	-	0	0	0	0	0
2017	Kansas City	1	1	8	6	2	1.0	9.0	0	0	-	0	0	0	0	0
Totals		6	6	40	26	14	1.0	9.0	0	0	-	0	0	0	0	0

DERRICK JOHNSON GAME-BY-GAME

2017, KANSAS CITY (10-6)

Date	Opp.	W/L	GP/GS	TACKLES					INTERCEPTIONS					FUMBLES		
				Total	Solo	Asst.	Sacks	Yds.	No.	Yds.	Lg.	TD	PD	FF	FR	Yds.
9/7	at NE	W	1/1	8	4	4	0.0	0.0	0	0	-	0	1	0	0	0
9/17	Phi.	W	1/1	2	2	0	0.0	0.0	0	0	-	0	0	0	0	0
9/24	at LAC	W	1/1	4	4	0	0.0	0.0	0	0	-	0	0	0	0	0
10/2	Was.	W	1/1	3	3	0	0.0	0.0	0	0	-	0	0	0	0	0
10/8	at Hou.	W	1/1	5	2	3	0.0	0.0	0	0	-	0	1	0	1	3
10/15	Pit.	L	1/1	6	3	3	0.0	0.0	0	0	-	0	0	0	0	0
10/19	at Oak.	L	1/1	7	4	3	0.0	0.0	0	0	-	0	1	0	0	0
10/30	Den.	W	1/1	6	4	2	0.0	0.0	0	0	-	0	1	0	0	0
11/5	at Dal.	L	1/1	3	2	1	0.0	0.0	0	0	-	0	0	0	0	0
11/19	at NYG	L	1/1	4	3	1	0.0	0.0	0	0	-	0	1	0	0	0
11/26	Buf.	L	1/1	3	1	2	0.0	0.0	0	0	-	0	0	0	0	0
12/3	at NYJ	L	1/1	9	5	4	0.0	0.0	0	0	-	0	0	0	0	0
12/10	Oak.	W	1/1	3	3	0	0.0	0.0	0	0	-	0	1	0	0	0
12/16	LAC	W	1/1	6	6	0	0.0	0.0	0	0	-	0	0	0	0	0
12/24	Mia.	W	1/1	2	2	0	0.0	0.0	0	0	-	0	1	1	0	0
12/31	at Den.	W		(INACTIVE)												
Totals			15/15	71	48	23	0.0	0.0	0	0	-	0	7	1	1	3
POSTSEASON																
1/6/17	Ten.	L	1/1	8	6	2	1.0	9.0	0	0	-	0	0	0	0	0

DERRICK JOHNSON GAME-BY-GAME
2016, KANSAS CITY (12-4)

Date	Opp.	W/L	GP/GS	TACKLES					INTERCEPTIONS					FUMBLES		
				Total	Solo	Asst.	Sacks	Yds.	No.	Yds.	Lg.	TD	PD	FF	FR	Yds.
9/11	SD	W	1/1	5	5	0	0.0	0.0	0	0	-	0	0	0	0	0
9/18	at Hou.	L	1/1	11	8	3	1.0	8.0	0	0	-	0	0	0	0	0
9/25	NYJ	W	1/1	10	8	2	0.0	0.0	1	55	55t	1	2	0	0	0
10/2	at Pit.	L	1/1	5	4	1	0.0	0.0	0	0	-	0	0	0	0	0
10/16	at Oak.	W	1/1	9	7	2	0.0	0.0	0	0	-	0	0	0	0	0
10/23	NO	W	1/1	4	3	1	0.0	0.0	0	0	-	0	0	0	0	0
10/30	at Ind.	W	1/1	10	8	2	0.0	0.0	0	0	-	0	0	0	0	0
11/6	Jac.	W	1/1	7	6	1	0.0	0.0	0	0	-	0	0	0	0	0
11/13	at Car.	W	1/1	5	1	4	0.0	0.0	0	0	-	0	0	0	0	0
11/20	TB	L	1/1	7	6	1	0.0	0.0	0	0	-	0	0	0	0	0
11/27	at Den.	W	1/1	7	4	3	0.0	0.0	0	0	-	0	1	0	0	0
12/4	at Atl.	W	1/1	9	9	0	0.0	0.0	0	0	-	0	0	0	0	0
12/8	Oak.	W	1/1	1	1	0	0.0	0.0	0	0	-	0	0	0	0	0
12/18	Ten.	L		(RESERVE/INJURED - ACHILLES)												
12/25	Den.	W		(RESERVE/INJURED - ACHILLES)												
1/1/17	at SD	W		(RESERVE/INJURED - ACHILLES)												
Totals			13/13	90	70	20	1.0	8.0	1	55	55t	1	3	0	0	0

2015, KANSAS CITY (11-5)

Date	Opp.	W/L	GP/GS	TACKLES					INTERCEPTIONS					FUMBLES		
				Total	Solo	Asst.	Sacks	Yds.	No.	Yds.	Lg.	TD	PD	FF	FR	Yds.
9/13	at Hou.	W	1/1	8	6	2	1.0	9.0	0	0	-	0	1	0	0	0
9/17	Den.	L	1/1	2	2	0	0.0	0.0	0	0	-	0	0	0	0	0
9/28	at GB	L	1/1	8	8	0	0.0	0.0	0	0	-	0	1	0	0	0
10/4	at Cin.	L	1/1	2	1	1	0.0	0.0	0	0	-	0	0	0	0	0
10/11	Chi.	L	1/1	5	5	0	0.0	0.0	0	0	-	0	0	0	0	0
10/18	at Min.	L	1/1	9	6	3	0.0	0.0	0	0	-	0	0	0	0	0
10/25	Pit.	W	1/1	4	2	2	0.0	0.0	1	18	18	0	2	0	0	0
11/1	Det.	W	1/1	5	5	0	1.0	0.0	0	0	-	0	0	0	0	0
11/15	at Den.	W	1/1	7	6	1	1.0	7.0	0	0	-	0	0	0	0	0
11/22	at SD	W	1/1	9	8	1	0.0	7.0	0	0	-	0	1	0	0	0
11/29	Buf.	W	1/1	9	7	2	0.0	0.0	0	0	-	0	1	0	0	0
12/6	at Oak.	W	1/1	14	13	1	1.0	0.0	0	0	-	0	0	1	0	0
12/13	SD	W	1/1	6	5	1	0.0	0.0	1	5	5	0	1	0	0	0
12/20	at Bal.	W	1/1	12	7	5	0.0	0.0	0	0	-	0	0	1	0	0
12/27	Cle.	W	1/1	6	6	0	0.0	0.0	0	0	-	0	0	0	0	0
1/3/16	Oak.	W	1/1	10	8	2	0.0	0.0	0	0	-	0	1	0	0	0
Totals			16/16	116	95	21	4.0	23.0	2	23	18	0	8	2	0	0
POSTSEASON																
1/9/16	at Hou.	W	1/1	6	3	3	0.0	0.0	0	0	-	0	0	0	0	0
1/16/16	at NE	L	1/1	4	2	2	0.0	0.0	0	0	-	0	0	0	0	0
Totals			2/2	10	5	5	0.0	0.0	0	0	-	0	0	0	0	0

DERRICK JOHNSON GAME-BY-GAME**2013, KANSAS CITY (11-5)**

Date	Opp.	W/L	GP/GS	TACKLES					INTERCEPTIONS					FUMBLES		
				Total	Solo	Asst.	Sacks	Yds.	No.	Yds.	Lg.	TD	PD	FF	FR	Yds.
9/8	at Jac.	W	1/1	7	7	0	0.0	0.0	0	0	-	0	0	0	0	0
9/15	Dal.	W	1/1	6	5	1	0.0	0.0	0	0	-	0	0	0	0	0
9/19	at Phi.	W	1/1	8	7	1	0.5	5.0	0	0	-	0	1	0	0	0
9/29	NYG	W	1/1	9	8	1	0.0	0.0	0	0	-	0	1	0	0	0
10/6	at Ten.	W	1/1	5	4	1	0.0	0.0	0	0	-	0	0	0	0	0
10/13	Oak.	W	1/1	9	8	1	2.0	8.0	0	0	-	0	0	0	0	0
10/20	Hou.	W	1/1	5	5	0	1.0	5.0	0	0	-	0	0	0	1	0
10/27	Cle.	W	1/1	12	12	0	0.0	0.0	0	0	-	0	1	0	0	0
11/3	at Buf.	W	1/1	7	4	3	0.0	0.0	0	0	-	0	0	0	0	0
11/17	at Den.	L	1/1	5	5	0	0.0	0.0	0	0	-	0	0	0	1	11
11/24	SD	L	1/1	10	9	1	0.0	0.0	0	0	-	0	0	0	0	0
12/1	Den.	L	1/1	9	9	0	0.0	0.0	0	0	-	0	0	0	0	0
12/8	at Was.	W	1/1	4	3	1	0.0	0.0	1	41	41	0	2	0	0	0
12/15	at Oak.	W	1/1	6	4	2	0.0	0.0	1	3	3	0	1	0	0	0
12/22	Ind.	L	1/1	5	5	0	1.0	9.0	0	0	-	0	0	0	0	0
12/29	at SD	L	1/1	(INACTIVE)												
Totals			15/15	107	95	12	4.5	27.0	2	44	41	0	6	0	2	11
POSTSEASON																
1/4/14	at Ind.	L	1/1	3	2	1	0.0	0.0	0	0	-	0	0	0	0	0

2012, KANSAS CITY (2-14)

Date	Opp.	W/L	GP/GS	TACKLES					INTERCEPTIONS					FUMBLES		
				Total	Solo	Asst.	Sacks	Yds.	No.	Yds.	Lg.	TD	PD	FF	FR	Yds.
9/9	Atl.	L	1/1	8	7	1	0.0	0.0	0	0	-	0	0	0	0	0
9/16	at Buf.	L	1/1	9	7	2	0.0	0.0	0	0	-	0	0	0	0	0
9/23	at NO	W	1/1	9	5	4	1.0	10.0	0	0	-	0	0	0	0	0
9/30	SD	L	1/1	6	6	0	0.0	0.0	0	0	-	0	0	0	0	0
10/7	Bal.	L	1/1	6	6	0	0.0	0.0	0	0	-	0	0	0	0	0
10/14	at TB	L	1/1	12	10	2	0.0	0.0	0	0	-	0	0	0	0	0
10/28	Oak.	L	1/1	11	11	0	0.0	0.0	0	0	-	0	2	0	0	0
11/1	at SD	L	1/1	5	4	1	0.0	0.0	0	0	-	0	0	0	0	0
11/12	at Pit.	L	1/1	13	12	1	0.0	0.0	0	0	-	0	0	1	0	0
11/18	Cin.	L	1/1	10	10	0	0.0	0.0	0	0	-	0	0	1	0	0
11/25	Den.	L	1/1	4	4	0	0.0	0.0	0	0	-	0	0	0	0	0
12/2	Car.	W	1/1	5	5	0	0.0	0.0	0	0	-	0	0	0	0	0
12/9	at Cle.	L	1/1	7	5	2	0.0	0.0	0	0	-	0	0	1	0	0
12/16	at Oak.	L	1/1	8	6	2	0.0	0.0	0	0	-	0	1	0	0	0
12/23	Ind.	L	1/1	7	7	0	1.0	0.0	0	0	-	0	0	0	0	0
12/30	at Den.	L	1/1	5	5	0	0.0	0.0	0	0	-	0	1	0	0	0
Totals			16/16	125	110	15	2.0	10.0	0	0	-	0	4	3	0	0

2011, KANSAS CITY (7-9)

Date	Opp.	W/L	GP/GS	TACKLES					INTERCEPTIONS					FUMBLES		
				Total	Solo	Asst.	Sacks	Yds.	No.	Yds.	Lg.	TD	PD	FF	FR	Yds.
9/11	Buf.	L	1/1	6	4	2	0.0	0.0	0	0	-	0	0	0	0	0
9/18	at Det.	L	1/1	7	4	3	0.0	0.0	0	0	-	0	3	0	0	0
9/25	at SD	L	1/1	9	7	2	0.0	0.0	0	0	-	0	1	0	0	0
10/2	Min.	W	1/1	13	9	4	0.0	0.0	0	0	-	0	0	0	0	0
10/9	at Ind.	W	1/1	10	6	4	0.0	0.0	0	0	-	0	0	0	0	0
10/23	at Oak.	W	1/1	16	12	4	0.0	0.0	0	0	-	0	0	0	0	0
10/31	SD	W	1/1	16	15	1	1.0	7.0	1	1	1	0	1	0	0	0
11/6	Mia.	L	1/1	6	5	1	0.0	0.0	0	0	-	0	0	0	0	0
11/13	Den.	L	1/1	11	7	4	0.0	0.0	0	0	-	0	0	0	0	0
11/21	at NE	L	1/1	16	10	6	0.0	0.0	0	0	-	0	1	0	0	0
11/27	Pit.	L	1/1	13	10	3	0.0	0.0	0	0	-	0	0	0	0	0
12/4	at Chi.	W	1/1	13	11	2	1.0	3.0	0	0	-	0	0	0	0	0
12/11	at NYJ	L	1/1	15	13	2	0.0	0.0	0	0	-	0	0	0	1	0
12/18	GB	W	1/1	12	8	4	0.0	0.0	0	0	-	0	1	1	0	0
12/24	Oak.	L	1/1	9	5	4	0.0	0.0	1	17	17	0	2	0	0	0
1/1/12	at Den.	W	1/1	7	5	2	0.0	0.0	0	0	-	0	0	0	0	0
Totals			16/16	179	131	48	2.0	10.0	2	18	17	0	9	1	1	0

DERRICK JOHNSON GAME-BY-GAME
2010, KANSAS CITY (10-6)

Date	Opp.	W/L	GP/GS	TACKLES					Yds.	INTERCEPTIONS					FUMBLES		
				Total	Solo	Asst.	Sacks			No.	Yds.	Lg.	TD	PD	FF	FR	Yds.
9/13	SD	W	1/1	13	10	3	0.0	0.0	0	0	-	0	0	0	1	0	0
9/19	at Cle.	W	1/1	11	8	3	0.0	0.0	0	0	-	0	0	0	0	0	0
9/26	SF	W	1/1	9	3	6	0.0	0.0	0	0	-	0	1	0	0	0	0
10/10	at Ind.	L	1/1	13	9	4	0.0	0.0	0	0	-	0	1	0	0	0	0
10/17	at Hou.	L	1/1	7	5	2	0.0	0.0	0	0	-	0	0	0	0	0	0
10/24	Jac.	W	1/1	6	4	2	0.0	0.0	1	1	15t	1	3	0	0	0	0
10/31	Buf.	W	1/1	11	8	3	0.0	0.0	0	0	-	0	2	1	0	0	0
11/7	at Oak.	L	1/1	9	7	2	0.0	0.0	0	0	-	0	1	1	0	0	0
11/14	at Den.	L	1/1	14	12	2	0.0	0.0	0	0	-	0	2	0	0	0	0
11/21	Ari.	W	1/1	5	3	2	0.0	0.0	0	0	-	0	0	0	0	0	0
11/28	at Sea.	W	1/1	6	5	1	1.0	11.0	0	0	-	0	1	1	0	0	0
12/5	Den.	W	1/1	3	2	1	0.0	0.0	0	0	-	0	0	0	0	0	0
12/12	at SD	L	1/1	10	9	1	0.0	0.0	0	0	-	0	0	0	0	0	0
12/19	at StL.	W	1/1	17	12	5	0.0	0.0	0	0	-	0	4	0	0	0	0
12/26	Ten.	W	1/1	4	4	0	0.0	0.0	0	0	-	0	1	0	0	0	0
1/2/11	Oak.	L	1/1	9	6	3	0.0	0.0	0	0	-	0	0	0	1	0	0
Totals			16/16	147	107	40	1.0	11.0	1	1	15t	1	16	4	1	0	
POSTSEASON																	
1/9/11	Bal.	L	1/1	7	3	4	0.0	0.0	0	0	-	0	0	0	0	0	0

2009, KANSAS CITY (4-12)

Date	Opp.	W/L	GP/GS	TACKLES					Yds.	INTERCEPTIONS					FUMBLES		
				Total	Solo	Asst.	Sacks			No.	Yds.	Lg.	TD	PD	FF	FR	Yds.
9/13	at Bal.	L	1/0	4	3	1	0.0	0.0	0	1	70	70	0	1	0	0	0
9/20	Oak.	L	1/0	1	1	0	1.0	7.0	0	0	-	0	0	0	0	0	0
9/27	at Phi.	L		(INACTIVE - GROIN)													
10/4	NYG	L	1/0	0	0	0	0.0	0.0	0	0	-	0	0	0	0	0	0
10/11	Dal.	L	1/0	0	0	0	0.0	0.0	0	0	-	0	0	0	0	0	0
10/18	at Was.	W	1/1	4	3	1	0.0	0.0	0	0	-	0	0	0	0	0	0
10/25	SD	L	1/0	1	1	0	0.0	0.0	0	0	-	0	0	0	0	0	0
11/8	at Jac.	L	1/0	2	1	1	0.0	0.0	0	0	-	0	0	0	1	0	0
11/15	at Oak.	W	1/0	2	0	2	0.0	0.0	0	0	-	0	0	0	0	0	0
11/22	Pit.	W	1/0	7	6	1	0.0	0.0	0	0	-	0	0	0	0	0	0
11/29	at SD	L	1/0	1	1	0	0.0	0.0	0	0	-	0	0	0	0	0	0
12/6	Den.	L	1/0	1	1	0	0.0	0.0	0	0	-	0	0	0	0	0	0
12/13	Buf.	L	1/1	4	2	2	0.0	0.0	0	0	-	0	0	0	0	0	0
12/20	Cle.	L	1/0	2	1	1	0.0	0.0	0	0	-	0	0	0	0	0	0
12/27	at Cin.	L	1/0	0	0	0	0.0	0.0	0	0	-	0	0	0	0	0	0
1/3/10	at Den.	W	1/1	4	4	0	0.0	0.0	2	105	60t	2	4	0	0	0	0
Totals			15/3	33	24	9	1.0	7.0	3	175	70	2	5	1	0	0	

2008, KANSAS CITY (2-14)

Date	Opp.	W/L	GP/GS	TACKLES					Yds.	INTERCEPTIONS					FUMBLES		
				Total	Solo	Asst.	Sacks			No.	Yds.	Lg.	TD	PD	FF	FR	Yds.
9/7	at NE	L	1/1	4	3	1	1.0	8.0	0	0	-	0	0	0	0	0	0
9/14	Oak.	L	1/1	6	4	2	0.0	0.0	0	0	-	0	0	0	0	0	0
9/21	at Atl.	L	1/1	2	1	1	0.0	0.0	0	0	-	0	0	0	0	0	0
9/28	Den.	W	1/1	7	4	3	0.5	4.5	1	7	7	0	1	1	0	0	0
10/5	at Car.	L	1/1	9	8	1	0.0	0.0	0	0	-	0	1	0	0	0	0
10/19	Ten.	L	1/1	7	5	2	0.0	0.0	0	0	-	0	0	0	0	0	0
10/26	at NYJ	L	1/1	5	5	0	0.0	0.0	0	0	-	0	1	1	0	0	0
11/2	TB	L	1/1	5	4	1	0.0	0.0	0	0	-	0	0	0	1	0	0
11/9	at SD	L		(INACTIVE - HAMSTRING)													
11/16	NO	L		(INACTIVE - HAMSTRING)													
11/23	Buf.	L	1/1	5	2	3	0.0	0.0	0	0	-	0	0	0	0	0	0
11/30	at Oak.	W	1/1	9	7	2	0.0	0.0	0	0	-	0	1	1	0	0	0
12/7	at Den.	L	1/1	8	7	1	0.0	0.0	0	0	-	0	1	0	0	0	0
12/14	SD	L	1/1	5	3	2	0.0	0.0	0	0	-	0	0	0	0	0	0
12/21	Mia.	L	1/1	7	5	2	0.0	0.0	0	0	-	0	0	0	0	0	0
12/28	at Cin.	L	1/1	11	7	4	0.0	0.0	0	0	-	0	1	0	0	0	0
Totals			14/14	90	65	25	1.5	12.5	1	7	7	0	6	4	0	0	

DERRICK JOHNSON GAME-BY-GAME**2007, KANSAS CITY (4-12)**


Date	Opp.	W/L	GP/GS	TACKLES					Yds.	INTERCEPTIONS					FUMBLES		
				Total	Solo	Asst.	Sacks			No.	Yds.	Lg.	TD	PD	FF	FR	Yds.
9/9	at Hou.	L	1/1	7	7	0	0.0	0.0	0.0	0	0	-	0	0	0	0	0
9/16	at Chi.	L	1/1	7	5	2	2.0	18.0	0.0	0	0	-	0	2	0	0	0
9/23	Min.	W	1/1	10	8	2	0.0	0.0	0.0	0	0	-	0	0	0	0	0
9/30	at SD	W	1/1	3	2	1	1.0	11.0	0.0	1	6	6	0	1	1	0	0
10/7	Jac.	L	1/1	5	5	0	0.0	0.0	0.0	0	0	-	0	0	0	0	0
10/14	Cin.	W	1/1	2	2	0	0.0	0.0	0.0	0	0	-	0	0	0	0	0
10/21	at Oak.	W	1/1	10	10	0	0.0	0.0	0.0	0	0	-	0	0	0	0	0
11/4	GB	L	1/1	9	7	2	0.0	0.0	0.0	0	0	-	0	0	0	0	0
11/11	Den.	L	1/1	12	11	1	0.0	0.0	0.0	1	12	12	0	1	1	0	0
11/18	at Ind.	L	1/1	5	4	1	0.0	0.0	0.0	0	0	-	0	0	0	0	0
11/25	Oak.	L	1/1	8	7	1	0.0	0.0	0.0	0	0	-	0	0	0	0	0
12/2	SD	L	1/1	7	6	1	1.0	5.0	0.0	0	0	-	0	0	1	0	0
12/9	at Den.	L	1/1	2	2	0	0.0	0.0	0.0	0	0	-	0	0	0	0	0
12/16	Ten.	L	1/1	9	7	2	0.0	0.0	0.0	0	0	-	0	0	0	0	0
12/23	at Det.	L	1/1	7	5	2	0.0	0.0	0.0	0	0	-	0	0	0	0	0
12/30	at NYJ	L	1/1	4	3	1	0.0	0.0	0.0	0	0	-	0	2	0	0	0
Totals			16/16	107	91	16	4.0	34.0		2	18	12	0	6	3	0	0

2006, KANSAS CITY (9-7)

Date	Opp.	W/L	GP/GS	TACKLES					Yds.	INTERCEPTIONS					FUMBLES		
				Total	Solo	Asst.	Sacks			No.	Yds.	Lg.	TD	PD	FF	FR	Yds.
9/10	Cin.	L	1/1	9	9	0	0.0	0.0	0.0	0	0	-	0	0	0	1	0
9/17	at Den.	L	1/1	5	3	2	0.0	0.0	0.0	0	0	-	0	0	0	0	0
10/1	SF	W	1/1	9	7	2	1.5	6.5	0.0	0	0	-	0	1	1	0	0
10/8	at Ari.	W	1/1	8	6	2	0.0	0.0	0.0	0	0	-	0	0	0	0	0
10/15	at Pit.	L	1/1	7	5	2	0.0	0.0	0.0	0	0	-	0	0	0	0	0
10/22	SD	W	1/1	9	7	2	1.0	8.0	0.0	0	0	-	0	0	1	0	0
10/29	Sea.	W	1/1	5	2	3	2.0	8.0	0.0	0	0	-	0	0	0	0	0
11/5	at StL.	W	1/1	2	1	1	0.0	0.0	0.0	0	0	-	0	0	0	0	0
11/12	at Mia.	L		(INACTIVE - ANKLE)													
11/19	Oak.	W		(INACTIVE - ANKLE)													
11/23	Den.	W	1/0	1	1	0	0.0	0.0	0.0	0	0	-	0	0	0	0	0
12/3	at Cle.	L		(INACTIVE - ANKLE)													
12/10	Bal.	L	1/1	7	6	1	0.0	0.0	0.0	0	0	-	0	0	0	0	0
12/17	at SD	L	1/1	7	6	1	0.0	0.0	0.0	0	0	-	0	1	0	0	0
12/23	at Oak.	W	1/1	9	9	0	0.0	0.0	0.0	0	0	-	0	0	0	1	0
12/31	Jac.	W	1/1	5	4	1	0.0	0.0	0.0	0	0	-	0	0	0	0	0
Totals			13/12	83	66	17	4.5	22.5		0	0	-	0	2	2	2	0
POSTSEASON																	
1/6/07	at Ind.	L	1/1	12	10	2	0.0	0.0	0.0	0	0	-	0	0	0	0	0

2005, KANSAS CITY (10-6)

Date	Opp.	W/L	GP/GS	TACKLES					Yds.	INTERCEPTIONS					FUMBLES		
				Total	Solo	Asst.	Sacks			No.	Yds.	Lg.	TD	PD	FF	FR	Yds.
9/11	NYJ	W	1/1	8	7	1	1.0	6.0	0.0	0	0	-	0	0	1	0	0
9/18	at Oak.	W	1/1	10	6	4	0.0	0.0	0.0	0	0	-	0	0	0	1	0
9/26	at Den.	L	1/1	7	5	2	0.0	0.0	0.0	0	0	-	0	0	1	0	0
10/2	Phi.	L	1/1	11	9	2	0.0	0.0	0.0	0	0	-	0	0	0	0	0
10/16	Was.	W	1/1	10	9	1	0.0	0.0	0.0	0	0	-	0	0	0	0	0
10/21	at Mia.	W	1/1	5	3	2	0.0	0.0	0.0	0	0	-	0	0	0	0	0
10/30	at SD	L	1/1	9	8	1	0.0	0.0	0.0	0	0	-	0	1	0	0	0
11/6	Oak.	W	1/1	5	4	1	0.0	0.0	0.0	0	0	-	0	0	0	0	0
11/13	at Buf.	L	1/1	8	6	2	0.0	0.0	0.0	0	0	-	0	1	0	0	0
11/20	at Hou.	W	1/1	5	4	1	0.0	0.0	0.0	0	0	-	0	2	0	0	0
11/27	NE	W	1/1	3	3	0	0.0	0.0	0.0	0	0	-	0	0	0	0	0
12/4	Den.	W	1/1	6	3	3	1.0	8.0	0.0	0	0	-	0	1	0	0	0
12/11	at Dal.	L	1/1	4	3	1	0.0	0.0	0.0	0	0	-	0	0	0	0	0
11/17	at NYG	L	1/1	8	6	2	0.0	0.0	0.0	0	0	-	0	0	0	0	0
12/24	SD	W	1/1	5	5	0	0.0	0.0	0.0	0	0	-	0	0	0	0	0
1/1/06	Cin.	W	1/1	6	6	0	0.0	0.0	0.0	0	0	-	0	0	0	0	0
Totals			16/16	110	87	23	2.0	14.0		0	0	-	0	5	2	1	0



KARL JOSEPH

42

SAFETY
5-10 | 205
WEST VIRGINIA
NFL EXP.: 3
RAIDERS EXP.: 3

ACQUIRED: D1-'16
HOMETOWN:
ORLANDO, FLA.
BORN: 09/08/93



TRANSACTIONS: Selected by Oakland Raiders in the first round (14th overall) of the 2016 NFL Draft, April 28, 2016.

CAREER: Hard-hitting safety enters his third season with the Raiders after being drafted by the team in the first round of the 2016 NFL Draft...Career totals include 27 games played with 24 starts, 157 tackles (112 solo), two INTs, 11 passes defended, one sack, one forced fumble and two fumble recoveries...Started all 15 games he played in last season, posting 81 tackles, one INT, five passes defended, one sack, one forced fumble and one fumble recovery...As a rookie, was named to the Pro Football Writers of America's All-Rookie Team after finishing with 76 tackles, one INT, six passes defended and one forced fumble.

AT A GLANCE

- Started a career-high 15 games at safety and posted a personal-best 81 tackles.
- Started 10 of his 12 regular season appearances as a rookie in addition to his first career postseason start, while finishing fourth on the team with 76 tackles (51 solo), adding one INT, six passes defended, and one forced fumble.
- As a junior at West Virginia in 2014, named to Associated Press All-Big 12 Second Team and the conference coaches' All-Big 12 First Team.
- Holds WVU career record with eight forced fumbles.

2017: Started a career-high 15 games in his second season, tallying 81 tackles (61 solo)...Added one INT, five passes defended, one sack, one forced fumble and one fumble recovery...**(9/10) at Ten.**: Started and led the team with nine tackles (six) and added one pass defended...**(9/17) vs. NYJ:** Recorded five tackles on the afternoon, including his first career sack...Added a forced fumble and fumble recovery on the same play...Sacked QB Josh McCown, stripping the ball and recovering it in the process to set up a Raiders TD...**(9/24) at Was.**: Matched a season high with nine stops...**(10/1) at Den.**: Talled four solo stops and one pass defended...**(10/8) vs. Bal.**: Contributed nine tackles, leading the secondary...**(10/15) vs. LAC:** Talled six tackles (five) and one pass defended...**(10/19) vs. KC:** Contributed five tackles and one pass defended...**(10/29) at Buf.**: Inactive due to a groin injury...**(11/5) vs. Mia.**: Contributed five tackles in the victory...**(11/19) vs. NE:** Posted seven tackles (six)...**(12/3) vs. NYG:** Posted five tackles (four)...**(12/10) at KC:** Recorded his first INT of the season, intercepting QB Alex Smith...Added three tackles and one pass defended...**(12/17) vs. Dal.**: Posted six tackles...**(12/31) at LAC:** Talled one tackle before leaving the game with a hamstring injury.

2016: Played 12 games with 10 starts during his rookie campaign, missing the final four games of the regular season due to a toe injury...Ended the year with 76 tackles (51 solo), most by a Raiders rookie, while adding one INT, six passes defended and one forced fumble en route to being named to the All-Rookie Team by the Pro Football Writers of America...**(9/11) at NO:** In his NFL debut, saw action on special teams...**(9/25) at Ten.**: Made his first career start at strong safety...Finished an impressive debut by leading the Raiders' defense in tackles with 13 (eight)...**(10/2) at Bal.**: Registered 13 tackles (eight) and added two passes defended to finish his day...**(10/9) vs. SD:** In his third start, helped the Raiders' defense force their third turnover of the opening half when he hauled in a QB Philip Rivers' pass, leading to a FG...The INT was the first of his career...Recorded his second takeaway of game after recovering a forced fumble by DT Stacy McGee, becoming the first Raiders rookie with two takeaways in game since 1999...Tied for the team lead in tackles with eight (six), and added one pass defended, one fumble recovery and one INT to end his day...**(10/16) vs. KC:** Finished as the team's leading tackler as he racked up 11 stops (seven)...**(10/23) at Jac.**: Made his fifth start at safety for the defense...Recorded four tackles and tied a season high with two passes defended...**(10/30) at TB:** Finished with seven tackles (four), which tied for the team lead...**(11/6) vs. Den.**: Talled one tackle and one pass defended...**(11/21) vs. Hou.**: Ended with a game-high 12 tackles (nine) in the victory...His 12 stops marked the fourth game recording double-digit tackles...**(11/27) vs. Car.**: Registered three tackles (two)...**(12/4) vs. Buf.**: In his 10th start of the year, managed four tackles (three) before exiting in the second half with a toe injury...**Postseason:** **(1/7/17) at Hou.**: After missing the previous four games of the regular season with a toe injury, started in his first career postseason appearance and registered four tackles.

COLLEGE: Played four seasons at West Virginia, starting all 42 games he played in...Totaled 284 tackles (209 solo), nine INTs, 12 passes defended, two sacks, eight forced fumbles and six fumble recoveries...Named a team captain his junior and senior seasons...Set school record with eight career forced fumbles...Started four games as a senior before an injury ended his season...Posted 20 tackles (15), five INTs, one pass defended, one sack and one forced fumble...Despite playing in only four games, was named to CBSSports.com's All-American Second Team and earned an honorable mention from the conference coaches and SI.com...Recorded five INTs in four games, leading the nation with 1.3 INTs per game at the time of his injury...Started all 13 games as a junior, totaling 92 tackles (20), one INT, one pass defended and three forced fumbles...Named to conference coaches and ESPN.com All-Big 12 First Teams...Also named to Associated Press and Phil Steele All-Big 12 Second Teams...His 92 tackles ranked second on the team...Started all 12 games as a sophomore, totaling 68 tackles (56), one INT, four passes defended, two forced fumbles and four fumble recoveries...Earned an All-Big 12 honorable mention from the conference coaches...Led the team and conference with four fumble recoveries...Finished with five-or-



more tackles in seven games...Started all 13 games as a freshman...Totaled a career-high 104 tackles (76), two INTs, six passes defended, one sack, three forced fumbles, one fumble recovery...Led the team in tackles and tied for the team lead in forced fumbles and INTs...Named WVU Defensive Player of the Year and earned an All-Big 12 Honorable Mention from the Associated Press...Also named to Phil Steele's Freshman All-American Team...Majored in business administration.

PERSONAL: Attended Edgewater High School in Orlando, Fla. ...Was a two-time Orlando Sentinel Defensive Player of the Year...Finished his senior year with 126 tackles (97 solo), three sacks, four forced fumbles, three fumble recoveries, four blocked punts and two blocked FGs...Born in Haiti.

ADDITIONAL STATISTICS: Special teams tackles – 1 in 2017.

SINGLE-GAME HIGHS: TACKLES: Total – 13, two times; last: 10/2/16 at Bal. Solo – 9, 11/21/16 vs. Hou. Interceptions – 1, two times; last: 12/10/17 at KC. Passes defended – 2, two times; last: 10/23/16 at Jac. Sacks – 1, 9/17/17 vs. NYJ. Forced fumbles – 1, 9/17/17 vs. NYJ. Fumble Recoveries – 1, two times; last: 9/17/17 vs. NYJ.

KARL JOSEPH'S CAREER STATISTICS

Year	Team	GP	GS	TACKLES					Yds.	INTERCEPTIONS					FUMBLES		
				Total	Solo	Asst.	Sacks			No.	Yds.	Lg.	TD	PD	FF	FR	Yds.
2016	Oakland	12	9	76	51	25	0.0	0.0	0.0	1	21	21	0	6	0	1	0
2017	Oakland	15	15	81	61	20	1.0	7.0	7.0	1	-1	-1	0	5	1	1	0
Totals		27	24	157	112	45	1.0	7.0		2	20	21	0	11	1	2	0
POSTSEASON																	
2016	Oakland	1	1	4	4	0	0.0	0.0	0.0	0	0	-	0	0	0	0	0
Totals		1	1	4	4	0	0.0	0.0		0	0	-	0	0	0	0	0


KARL JOSEPH GAME-BY-GAME

2017, OAKLAND (6-10)

Date	Opp.	W/L	GP/GS	TACKLES					Yds.	INTERCEPTIONS					FUMBLES		
				Total	Solo	Asst.	Sacks			No.	Yds.	Lg.	TD	PD	FF	FR	Yds.
9/10	at Ten.	W	1/1	9	6	3	0.0	0.0	0.0	0	0	-	0	1	0	0	0
9/17	NYJ	W	1/1	5	3	2	1.0	7.0	7.0	0	0	-	0	0	1	1	0
9/24	at Was.	L	1/1	9	8	1	0.0	0.0	0.0	0	0	-	0	0	0	0	0
10/1	at Den.	L	1/1	4	4	0	0.0	0.0	0.0	0	0	-	0	1	0	0	0
10/8	Bal.	L	1/1	9	7	2	0.0	0.0	0.0	0	0	-	0	0	0	0	0
10/15	LAC	L	1/1	6	5	1	0.0	0.0	0.0	0	0	-	0	1	0	0	0
10/19	KC	W	1/1	5	2	3	0.0	0.0	0.0	0	0	-	0	1	0	0	0
10/29	at Buf.	L		(INACTIVE - GROIN)													
11/5	at Mia.	W	1/1	5	3	2	0.0	0.0	0.0	0	0	-	0	0	0	0	0
11/19	NE	L	1/1	7	6	1	0.0	0.0	0.0	0	0	-	0	0	0	0	0
11/26	Den.	W	1/1	3	2	1	0.0	0.0	0.0	0	0	-	0	0	0	0	0
12/3	NYG	W	1/1	5	4	1	0.0	0.0	0.0	0	0	-	0	0	0	0	0
12/10	at KC	L	1/1	3	3	0	0.0	0.0	0.0	1	-1	-1	0	1	0	0	0
12/17	Dal.	L	1/1	6	3	3	0.0	0.0	0.0	0	0	-	0	0	0	0	0
12/25	at Phi.	L	1/1	4	4	0	0.0	0.0	0.0	0	0	-	0	0	0	0	0
12/31	at LAC	L	1/1	1	1	0	0.0	0.0	0.0	0	0	-	0	0	0	0	0
Totals			15/15	81	61	20	1.0	7.0		1	-1	-1	0	5	1	1	0

2016, OAKLAND (12-4)

Date	Opp.	W/L	GP/GS	TACKLES					Yds.	INTERCEPTIONS					FUMBLES		
				Total	Solo	Asst.	Sacks			No.	Yds.	Lg.	TD	PD	FF	FR	Yds.
9/11	at NO	W	1/0	0	0	0	0.0	0.0	0.0	0	0	-	0	0	0	0	0
9/18	Atl.	L	1/0	0	0	0	0.0	0.0	0.0	0	0	-	0	0	0	0	0
9/25	at Ten.	W	1/1	13	8	5	0.0	0.0	0.0	0	0	-	0	0	0	0	0
10/2	at Bal.	W	1/1	13	8	5	0.0	0.0	0.0	0	0	-	0	2	0	0	0
10/9	SD	W	1/1	8	6	2	0.0	0.0	0.0	1	21	21	0	1	0	1	0
10/16	KC	L	1/1	11	7	4	0.0	0.0	0.0	0	0	-	0	0	0	0	0
10/23	at Jac.	W	1/1	4	4	0	0.0	0.0	0.0	0	0	-	0	2	0	0	0
10/30	at TB	W	1/1	7	4	3	0.0	0.0	0.0	0	0	-	0	0	0	0	0
11/6	Den.	W	1/1	1	0	1	0.0	0.0	0.0	0	0	-	0	1	0	0	0
11/21	Hou.	W	1/1	12	9	3	0.0	0.0	0.0	0	0	-	0	0	0	0	0
11/27	Car.	W	1/1	3	2	1	0.0	0.0	0.0	0	0	-	0	0	0	0	0
12/4	Buf.	W	1/0	4	3	1	0.0	0.0	0.0	0	0	-	0	0	0	0	0
12/8	at KC	L		(INACTIVE - TOE)													
12/18	at SD	W		(INACTIVE - TOE)													
12/24	Ind.	W		(INACTIVE - TOE)													
1/1/17	at Den.	L		(INACTIVE - TOE)													
Totals			12/9	76	51	25	0.0	0.0		1	21	21	0	6	0	1	0
POSTSEASON																	
1/7/17	at Hou.	L	1/1	4	4	0	0.0	0.0	0.0	0	0	-	0	0	0	0	0



DENVER KIRKLAND

79

GUARD/TACKLE
6-4 | 335
ARKANSAS
NFL EXP.: 3
RAIDERS EXP.: 3

ACQUIRED: FA-'16
HOMETOWN:
MIAMI, FLA.
BORN: 03/06/94



TRANSACTIONS: Signed by Oakland Raiders as an undrafted free agent, May 12, 2016...Re-signed by Raiders as an exclusive rights free agent, April 17, 2017.

CAREER: Versatile offensive lineman enters his third year with the Silver and Black having spent his sophomore campaign on the Reserve/Injured List...Career totals include six appearances and four starts following his rookie season in 2016.

2017: Placed on the Reserve/Injured List on Sept. 5, where he remained for the entire season.

2016: Appeared in six games with four starts as an extra offensive lineman as a rookie...Spent the first three games of the season on the practice squad...(10/9) vs. SD: Made his NFL debut and contributed on offense and special teams...(10/16) vs. KC: Made his first career start at tackle...Also saw time on special teams...(10/23) at Jac.: Started his second straight game, playing as an extra offensive lineman...Used primarily as a blocking tight end, helped keep QB Derek Carr upright for the third time this season...(10/30) at TB: Started as an extra tackle serving as a blocking tight end...Helped pave the way for 626 yards of total offense, tying a franchise record set in 1964...Allowed Carr to become the first Raider to throw for 500-plus yards and the third player in NFL history with 500 yards, four TDs and zero INTs in a game...(11/6) vs. Den.: Helped the offense total 218 yards on the ground, the most by the franchise since Week 2 of the 2013 season...Allowed RB Latavius Murray to run for 114 yards on 20 carries, tying a franchise record with three rushing TDs...(11/21) vs. Hou.: Helped keep Carr upright in the victory, posting a clean sheet for the fourth time...Postseason: (1/7/17) at Hou.: Appeared on both offense and special teams in a reserve role.

AT A GLANCE

- Spent the entire 2017 season on the Reserve/Injured List due to a knee injury.
- Appeared in six games with four starts as a rookie after spending the first three games of the season on the practice squad.
- Helped the offensive line pave the way for 1,922 rushing yards and allow just 18 sacks on the season, a league low in 2016.
- Played three years at Arkansas, appearing in 38 games and starting his last 34 straight contests.
- Named All-SEC Third Team by Phil Steele publications as a junior.

COLLEGE: Played three years at Arkansas, appearing in 38 games and starting his last 34 straight contests...As a junior, started all 13 games after moving from right guard to left tackle...Named All-SEC Third Team by Phil Steele publications...Helped Arkansas lead the conference with five 200-yard rushing games in league play...As a sophomore, started all 13 games at right guard...Allowed only one sack on the season and was penalized just three times...Part of an offensive line that allowed just 14 sacks on the year...As a freshman, appeared in 12 games...Started the final eight games of the season at guard...Named Freshman All-American and tabbed for SEC All-Freshman Team honors...Part of a line that set the single-season program record by allowing just eight sacks.

PERSONAL: Attended Booker T. Washington High School in Miami, Fla. ...Ranked as the No. 5 guard in the country by Scout.com and No. 13 by 247Sports.com...Tabbed by ESPN as the No. 12 tackle in the country and the No. 20 overall prospect in Florida...Ranked No. 13 in the nation at tackle and No. 19 overall in the state by Rivals.com...As a senior, named first-team all-state after helping team post a 13-1 record and win the 4A state championship...Team averaged 53.5 points and 431.2 yards of offense per game...Selected to play in the Under Armour All-America Game...As a junior, named first-team all-state...Helped the offense averaged 41.7 points and 404.9 total yards of offense per game.

DENVER KIRKLAND'S GAMES PLAYED/STARTED

Year	Team	GP	GS
2016	Oakland	6	4
Totals		6	4
POSTSEASON			
2016	Oakland	1	0
Totals		1	0



EMMANUEL LAMUR

54

LINEBACKER
6-4 | 245
KANSAS STATE
NFL EXP.: 7
RAIDERS EXP.: 1

ACQUIRED: UFA-'18 (Min.)
HOMETOWN:
WEST PALM BEACH, FLA.
BORN: 06/08/89



TRANSACTIONS: Signed by Cincinnati Bengals as an undrafted free agent, May 14, 2012...Waived by Bengals, Aug. 31, 2012...Signed by Bengals to practice squad, Sept. 1, 2012...Signed to Bengals to active roster, Nov. 2, 2012...Re-signed by Bengals a restricted free agent, April 8, 2015...Signed by Minnesota Vikings as an unrestricted free agent, March 10, 2016...Signed by Oakland Raiders as an unrestricted free agent, March 21, 2018.

CAREER: Versatile linebacker enters his seventh season in the NFL and first with the Raiders after spending four seasons with the Cincinnati Bengals and last two years with the Minnesota Vikings...Has played in all 48 contests over the last three seasons...Saw most of his action as a large contributor on the special teams unit during his tenure with the Vikings...Made 14 stops (nine solo) on defense in 2017 and accounted for the second-most special teams tackles (11) on the squad in 2016...In his final season with the Bengals in 2015, recorded 32 tackles (20), 0.5 sacks, three passes defended and his first career forced fumble...In 2014, recorded career highs in games started (13), tackles (90), INTs (two) and passes defended (seven) in his return to the field after missing the 2013 season due to a shoulder injury...Spent his rookie as a contributor on special teams, appearing in nine games and finishing fifth on the team with eight special teams tackles...Career totals include 71 games played with 15 starts, 159 tackles (96), 0.5 sacks, two INTs, 13 passes defended, one forced fumble and one fumble recovery...Postseason totals amount to four games played with one start, tallying 11 tackles (10).

AT A GLANCE

- Seventh-year veteran joins the Raiders after spending his first four years with the Cincinnati Bengals and last two with the Minnesota Vikings.
- Career totals include 71 games played with 15 starts, 159 tackles (96 solo), 0.5 sacks, two INTs, 13 passes defended, one forced fumble and one fumble recovery.
- Had a career year in 2014 with the Bengals, playing in 14 games, starting in 13 of them and finishing third on the team with career-high 90 tackles (52), two INTs and seven passes defended.
- Saw action in 37 games for Kansas State after transferring from Independence Community College and was named a team captain for his junior and senior season while earning All-Big 12 honorable mention honors in 2011.

2017 (with Min.): Appeared in all 16 contests for the third consecutive season...Tallied 14 tackles (nine solo), adding one pass defended, one fumble recovery and also totaling four stops on special teams...**(9/12) vs. NO:** Recorded one special teams tackle in the season opener...**(10/9) at Chi:** Contributed on defense and special teams in his 60th career game...**(10/15) vs. GB:** Tallied five tackles (three) on defense...**(10/29) vs. Cle:** Posted a stop on both defense and special teams and added a fumble recovery on special teams...**(11/19) vs. LAR:** Posted two tackles while rotating in on defense...**(12/17) vs. Cin:** Posted five tackles (three) for the second time this season, tying a season high...Also added a pass defended against his former club...**Postseason: (1/14/18) vs. NO:** Made one tackle on defense in the Divisional Round victory...**(1/21/18) at Phi:** Appeared on special teams in the conference championship.

2016 (with Min.): In his first season with the Vikings, appeared in all 16 games as a rotational player on defense...Also finished with the second-most special teams tackles (11) on the team...**(9/11) at Ten:** Recorded one special teams tackle in his debut with the club...**(9/25) at Car:** Tallied his first defensive tackle as a Viking...**(10/9) vs. Hou:** Led the team with four special teams tackles...**(11/6) vs. Det:** Collected two tackles (one solo) rotating in on defense and one stop on special teams stop...**(12/24) at GB:** Tallied two tackles on the special teams unit.

2015 (with Cin.): Played in all 16 games for the first time in his career...Made two starts and posted 32 tackles (20 solo), 0.5 sacks, three passes defended and one forced fumble...Did not participate in the playoffs due to injury...**(9/13) at Oak:** Notched two tackles (one solo) in the season opener...**(10/4) vs. KC:** Made his first start of the season and recorded three tackles (one) and his first pass defended of the year...**(10/11) vs. Sea:** Recorded his first career half-sack and added three tackles...**(10/19) at Buf:** Notched a season-best six tackles (three) in his second start of the campaign...**(11/16) vs. Hou:** Collected three tackles (one) and one pass defended...**(11/22) at Ari:** Notched two stops on defense...Added his first career forced fumble and also made one pass defended.

2014 (with Cin.): Had a career year, appearing in 14 games and making 13 starts on defense...Ranked third on the team with 90 tackles (52 solo), adding two INTs and seven passes defended, all career highs...**(9/7) at Bal:** Made his first career start and tallied 10 tackles (five), his first career INT and pass defended...**(9/14) vs. Atl:** Notched eight tackles (five) and one pass defended...**(10/5) at NE:** Registered seven tackles (four) and two passes defended...**(10/12) vs. Car:** Recorded eight tackles (five), including two for loss...**(10/26) vs. Bal:** Collected five tackles (two) and his second career INT...**(11/2) vs. Jac:** Notched eight tackles (three) and tied a career high with two passes defended...**(11/6) vs. Cle:** Collected a career-high 11 tackles (five) in the contest...**(11/16) at NO:** Notched double-digit stops (10) for the third time on the year...**(11/23) at Hou:** Recorded eight tackles on defense...**Postseason: (1/4/15) at Ind:** Appeared in his second career playoff game and recorded six tackles.

2013 (with Cin.): Spent the season on the Reserve/Injured List with a shoulder injury he suffered in Week 3 of the preseason.

2012 (with Cin.): Began his rookie season as a minicamp tryout attendee, eventually earning a spot on the practice squad...Was later activated to the 53-man roster in October and appeared in nine games total...Recorded 19 tackles (12 solo) and two passes defended...Also ranked fifth on the team with eight special teams tackles despite only playing in the final nine games of the regular season...**(11/4) vs. Den:** Made his NFL debut and recorded three tackles (two) and his first career pass defended...**(11/11) vs. NYG:** Notched three tackles (two)...**(11/25) vs. Oak:** Recorded two stops on defense...**(12/13) at Phi:** Recorded three stops, including one for loss, while also adding his second pass defended of the season...**(12/30) vs. Bal:** Collected a season-best five tackles (four) in the regular season finale...**Postseason: (1/5/13) at Hou:** Started in his postseason debut and recorded four tackles.

COLLEGE: Saw action in 37 games for Kansas State from 2009-11...Career totals include 197 tackles (114 solo), two sacks and five INTs...As a senior in 2011, was named a team captain for the second consecutive season and earned honorable mention All-Big 12 after posting a career-high 83 tackles (47) while adding one INT...Played in 12 games as a junior and tallied 46 stops (23), two sacks and one INT in his first season after switching from safety to linebacker...Played in 12 contests in his first season with the Wildcats, registering 68 tackles (44) and three INTs...As a freshman in 2008, played at Independence Community College...Majorred in sociology.

PERSONAL: Attended King's Academy in West Palm Beach, Fla. ...Selected to honorable mention all-state and All-Palm Beach County as a senior...Also competed in track and field...Off the field, has worked closely with charities in Haiti and Florida, specifically with the Mission of Grace orphanage in Haiti...Started the Lamur Charity with the help of his twin brother, Samuel, benefiting the underprivileged in Florida and Haiti...Each offseason he returns to visit Haiti to continue mission work.

ADDITIONAL STATISTICS: Special teams tackles – 8 in 2012, 1 in 2014, 8 in 2015, 11 in 2016, 4 in 2017; NFL Totals: 32.

SINGLE-GAME HIGHS: TACKLES: Total – 11, 11/6/14 vs. Cle. Solo – 8, 11/16/14 at NO. Sacks – 0.5, 10/11/15 vs. Sea. Forced fumbles – 1, 11/22/15 at Ari. Fumble recoveries – 1, 10/29/17 at Cle. Interceptions – 1, two times; last: 10/26/14 vs. Bal. Passes defended – 2, two times; last: 11/2/14 vs. Jac.

EMMANUEL LAMUR'S CAREER STATISTICS

Year	Team	GP	GS	TACKLES					INTERCEPTIONS					FUMBLES		
				Total	Solo	Asst.	Sacks	Yds.	No.	Yds.	Lg.	TD	PD	FF	FR	Yds.
2012	Cincinnati	9	0	19	12	7	0.0	0.0	0	0	-	0	2	0	0	0
2013	Cincinnati	0	0	(RESERVE/INJURED LIST - SHOULDER)												
2014	Cincinnati	14	13	90	52	38	0.0	0.0	2	6	5	0	7	0	0	0
2015	Cincinnati	16	2	32	20	12	0.5	4.0	0	0	-	0	3	1	0	0
2016	Minnesota	16	0	4	3	1	0.0	0.0	0	0	-	0	0	0	0	0
2017	Minnesota	16	0	14	9	5	0.0	0.0	0	0	-	0	1	0	1	0
Totals		71	15	159	96	63	0.5	4.0	2	6	5	0	13	1	1	0
POSTSEASON																
2012	Cincinnati	1	1	4	3	1	0.0	0.0	0	0	-	0	0	0	0	0
2014	Cincinnati	1	0	6	6	0	0.0	0.0	0	0	-	0	0	0	0	0
2015	Cincinnati	0	0	(INACTIVE - KNEE)												
2017	Minnesota	2	0	1	1	0	0.0	0.0	0	0	-	0	0	0	0	0
Totals		4	1	11	10	1	0	0	0	0	0	0	0	0	0	0

EMMANUEL LAMUR GAME-BY-GAME

2017, MINNESOTA (13-3)

Date	Opp.	W/L	GP/GS	TACKLES					INTERCEPTIONS					FUMBLES		
				Total	Solo	Asst.	Sacks	Yds.	No.	Yds.	Lg.	TD	PD	FF	FR	Yds.
9/11	NO	W	1/0	0	0	0	0.0	0.0	0	0	-	0	0	0	0	0
9/17	at Pit.	L	1/0	0	0	0	0.0	0.0	0	0	-	0	0	0	0	0
9/24	TB	W	1/0	0	0	0	0.0	0.0	0	0	-	0	0	0	0	0
10/1	Det.	L	1/0	0	0	0	0.0	0.0	0	0	-	0	0	0	0	0
10/9	at Chi.	W	1/0	0	0	0	0.0	0.0	0	0	-	0	0	0	0	0
10/15	GB	W	1/0	5	3	2	0.0	0.0	0	0	-	0	0	0	0	0
10/22	Bal.	W	1/0	0	0	0	0.0	0.0	0	0	-	0	0	0	0	0
10/29	at Cle.	W	1/0	1	0	1	0.0	0.0	0	0	-	0	0	0	1	0
11/12	at Was.	W	1/0	0	0	0	0.0	0.0	0	0	-	0	0	0	0	0
11/19	LAR	W	1/0	2	2	0	0.0	0.0	0	0	-	0	0	0	0	0
11/23	at Det.	W	1/0	0	0	0	0.0	0.0	0	0	-	0	0	0	0	0
12/3	at Atl.	W	1/0	1	1	0	0.0	0.0	0	0	-	0	0	0	0	0
12/10	at Car.	L	1/0	0	0	0	0.0	0.0	0	0	-	0	0	0	0	0
12/17	Cin.	W	1/0	5	3	2	0.0	0.0	0	0	-	0	1	0	0	0
12/23	at GB	W	1/0	0	0	0	0.0	0.0	0	0	-	0	0	0	0	0
12/31	Chi.	W	1/0	0	0	0	0.0	0.0	0	0	-	0	0	0	0	0
Totals			16/0	14	9	5	0.0	0.0	0	0	-	0	1	0	1	0
POSTSEASON																
1/14/18	NO	W	1/0	1	1	0	0.0	0.0	0	0	-	0	0	0	0	0
1/21/18	at Phi.	L	1/0	0	0	0	0.0	0.0	0	0	-	0	0	0	0	0
Totals			2/0	1	1	0	0.0	0.0	0	0	-	0	0	0	0	0

EMMANUEL LAMUR GAME-BY-GAME 2016, MINNESOTA (8-8)

Date	Opp.	W/L	GP/GS	TACKLES					INTERCEPTIONS					FUMBLES		
				Total	Solo	Asst.	Sacks	Yds.	No.	Yds.	Lg.	TD	PD	FF	FR	Yds.
9/11	at Ten.	W	1/0	0	0	0	0.0	0.0	0	0	-	0	0	0	0	0
9/18	GB	W	1/0	0	0	0	0.0	0.0	0	0	-	0	0	0	0	0
9/25	at Car.	W	1/0	1	1	0	0.0	0.0	0	0	-	0	0	0	0	0
10/3	NYG	W	1/0	0	0	0	0.0	0.0	0	0	-	0	0	0	0	0
10/9	Hou.	W	1/0	0	0	0	0.0	0.0	0	0	-	0	0	0	0	0
10/23	at Phi.	L	1/0	0	0	0	0.0	0.0	0	0	-	0	0	0	0	0
10/31	at Chi.	L	1/0	0	0	0	0.0	0.0	0	0	-	0	0	0	0	0
11/6	Det.	L	1/0	2	1	1	0.0	0.0	0	0	-	0	0	0	0	0
11/13	at Was.	L	1/0	0	0	0	0.0	0.0	0	0	-	0	0	0	0	0
11/20	Ari.	W	1/0	0	0	0	0.0	0.0	0	0	-	0	0	0	0	0
11/24	at Det.	L	1/0	0	0	0	0.0	0.0	0	0	-	0	0	0	0	0
12/1	Dal.	L	1/0	0	0	0	0.0	0.0	0	0	-	0	0	0	0	0
12/11	at Jac.	W	1/0	0	0	0	0.0	0.0	0	0	-	0	0	0	0	0
12/18	Ind.	L	1/0	1	1	0	0.0	0.0	0	0	-	0	0	0	0	0
12/24	at GB	L	1/0	0	0	0	0.0	0.0	0	0	-	0	0	0	0	0
1/1/17	Chi.	W	1/0	0	0	0	0.0	0.0	0	0	-	0	0	0	0	0
Totals			16/0	4	3	1	0.0	0.0	0	0	-	0	0	0	0	0

2015, CINCINNATI (12-4)

Date	Opp.	W/L	GP/GS	TACKLES					INTERCEPTIONS					FUMBLES		
				Total	Solo	Asst.	Sacks	Yds.	No.	Yds.	Lg.	TD	PD	FF	FR	Yds.
9/13	at Oak.	W	1/0	2	1	1	0.0	0.0	0	0	-	0	0	0	0	0
9/20	SD	W	1/0	2	2	0	0.0	0.0	0	0	-	0	0	0	0	0
9/27	at Bal.	W	1/0	3	2	1	0.0	0.0	0	0	-	0	0	0	0	0
10/4	KC	W	1/1	3	1	2	0.0	0.0	0	0	-	0	1	0	0	0
10/11	Sea.	W	1/0	3	0	3	0.5	4.0	0	0	-	0	0	0	0	0
10/18	at Buf.	W	1/1	6	3	3	0.0	0.0	0	0	-	0	0	0	0	0
11/1	at Pit.	W	1/0	2	2	0	0.0	0.0	0	0	-	0	0	0	0	0
11/5	Cle.	W	1/0	1	1	0	0.0	0.0	0	0	-	0	0	0	0	0
11/16	Hou.	L	1/0	3	1	2	0.0	0.0	0	0	-	0	1	0	0	0
11/22	at Ari.	L	1/0	2	2	0	0.0	0.0	0	0	-	0	1	1	0	0
11/29	StL.	W	1/0	2	2	0	0.0	0.0	0	0	-	0	0	0	0	0
12/6	at Cle.	W	1/0	1	1	0	0.0	0.0	0	0	-	0	0	0	0	0
12/13	Pit.	L	1/0	2	2	0	0.0	0.0	0	0	-	0	0	0	0	0
12/20	at SF	W	1/0	0	0	0	0.0	0.0	0	0	-	0	0	0	0	0
12/28	at Den.	L	1/0	0	0	0	0.0	0.0	0	0	-	0	0	0	0	0
1/3/16	Bal.	W	1/0	0	0	0	0.0	0.0	0	0	-	0	0	0	0	0
Totals			16/2	32	20	12	0.5	4.0	0	0	-	0	3	1	0	0

2014, CINCINNATI (10-5-1)

Date	Opp.	W/L	GP/GS	TACKLES					INTERCEPTIONS					FUMBLES		
				Total	Solo	Asst.	Sacks	Yds.	No.	Yds.	Lg.	TD	PD	FF	FR	Yds.
9/7	at Bal.	W	1/1	10	5	5	0.0	0.0	1	1	1	0	1	0	0	0
9/14	Atl.	W	1/1	8	5	3	0.0	0.0	0	0	-	0	1	0	0	0
9/21	Ten.	W	1/1	3	2	1	0.0	0.0	0	0	-	0	0	0	0	0
10/5	at NE	L	1/1	7	4	3	0.0	0.0	0	0	-	0	2	0	0	0
10/12	Car.	T	1/1	8	5	3	0.0	0.0	0	0	-	0	0	0	0	0
10/19	at Ind.	L		(INACTIVE)												
10/26	Bal.	W	1/1	5	2	3	0.0	0.0	1	5	5	0	1	0	0	0
11/2	Jac.	W	1/1	8	3	5	0.0	0.0	0	0	-	0	2	0	0	0
11/6	Cle.	L	1/1	11	5	6	0.0	0.0	0	0	-	0	0	0	0	0
11/16	at NO	W	1/1	10	8	2	0.0	0.0	0	0	-	0	0	0	0	0
11/23	at Hou.	W	1/1	8	4	4	0.0	0.0	0	0	-	0	0	0	0	0
11/30	at TB	W	1/1	4	4	0	0.0	0.0	0	0	-	0	0	0	0	0
12/7	Pit.	L	1/1	4	2	2	0.0	0.0	0	0	-	0	0	0	0	0
12/14	at Cle.	W	1/1	1	0	1	0.0	0.0	0	0	-	0	0	0	0	0
12/22	Den.	W		(INACTIVE)												
12/28	at Pit.	L	1/0	3	3	0	0.0	0.0	0	0	-	0	0	0	0	0
Totals			14/13	90	52	38	0.0	0.0	2	6	5	0	7	0	0	0
POSTSEASON																
1/4/15	at Ind.	L	1/0	6	6	0	0.0	0.0	0	0	-	0	0	0	0	0

EMMANUEL LAMUR GAME-BY-GAME 2012, CINCINNATI (8-8)

Date	Opp.	W/L	GP/GS	TACKLES					INTERCEPTIONS					FUMBLES		
				Total	Solo	Asst.	Sacks	Yds.	No.	Yds.	Lg.	TD	PD	FF	FR	Yds.
9/10	at Bal.	L														
9/16	Cle.	W														
9/23	at Was.	W														
9/30	at Jac.	W														
10/7	Mia.	L														
10/14	at Cle.	L														
10/21	Pit.	L														
11/4	Den.	L	1/0	3	2	1	0.0	0.0	0	0	-	0	1	0	0	0
11/11	NYG	W	1/0	3	2	1	0.0	0.0	0	0	-	0	0	0	0	0
11/18	at KC	W	1/0	1	1	0	0.0	0.0	0	0	-	0	0	0	0	0
11/25	Oak.	W	1/0	2	0	2	0.0	0.0	0	0	-	0	0	0	0	0
12/2	at SD	W	1/0	0	0	0	0.0	0.0	0	0	-	0	0	0	0	0
12/9	Dal.	L	1/0	1	1	0	0.0	0.0	0	0	-	0	0	0	0	0
12/13	at Phi.	W	1/0	3	2	1	0.0	0.0	0	0	-	0	1	0	0	0
12/23	at Pit.	W	1/0	1	0	1	0.0	0.0	0	0	-	0	0	0	0	0
12/30	Bal.	W	1/0	5	4	1	0.0	0.0	0	0	-	0	0	0	0	0
Totals			9/0	19	12	7	0.0	0.0	0	0	-	0	2	0	0	0
POSTSEASON																
1/5/13	at Hou.	L	1/1	4	3	1	0.0	0.0	0	0	-	0	0	0	0	0



MARQUEL LEE

55

LINEBACKER
6-3 | 235
WAKE FOREST
NFL EXP.: 2
RAIDERS EXP.: 2

ACQUIRED: D5-'17
HOMETOWN:
WALDORF, MD.
BORN: 10/21/95



TRANSACTIONS: Selected by Oakland Raiders in the fifth round (168th overall) of the 2017 NFL Draft, April 29, 2017.

2017: Appeared in 13 games, making six starts in his rookie campaign...Totaled 27 tackles (19 solo)...**(9/10) at Ten.:** Made his NFL debut, earning the start at middle linebacker and recording three tackles...**(9/17) vs. NYI:** Started at MLB and recorded three tackles (two)...**(9/24) at Was.:** Tallied six tackles (three)...**(10/1) at Den.:** Started and tallied four tackles...**(10/8) vs. Bal.:** Tied a season-high six tackles (five) before leaving the game with an ankle injury in the second half...**(11/5) at Mia.:** Played primarily on special teams, contributing one tackle...**(11/19) vs. NE:** Appeared on defense and special teams, making one tackle on defense...**(11/26) vs. Den.:** Contributed on special teams...**(12/3) vs. NYG:** Appeared on special teams and recorded one tackle...**(12/10) at KC:** Appeared on special teams...**(12/17) vs. Dal.:** Contributed one tackle...**(12/25) at Phi.:** Posted one tackle...**(12/31) at LAC:** Recorded two tackles.

AT A GLANCE

- Appeared in 13 games with six starts in his rookie campaign, totaling 27 tackles (19 solo).
- Played four seasons at Wake Forest, starting his final 37 games from 2014-2016.
- Topped 100 tackles in a season twice, including his senior season when he totaled 105 stops.
- Set career highs in tackles (105), sacks (7.5) and forced fumbles (three) as a senior on his way to a spot on the Associated Press All-ACC First Team.
- In 2014, became the first sophomore at Wake Forest since 1992 to eclipse the century mark in tackles.

COLLEGE: Played four seasons at Wake Forest, totaling 291 tackles (143 solo), 14.5 sacks, four forced fumbles and two passes defended...Started all 13 games as a senior, totaling a team-high 105 tackles (63), 7.5 sacks and three forced fumbles...Set career highs in tackles, sacks and forced fumbles...His 7.5 sacks were second on the team...Elected a team captain and named to the Associated

Press All-ACC First Team...Named to the All-ACC Second Team by the coaches and media...Tied for sixth in the ACC with three forced fumbles...Started all 12 games as a junior and finished fourth on the team with 71 tackles...Added three sacks and one pass defended...Started all 12 games as a sophomore and finished third on the team with 101 tackles...Added four sacks, one forced fumble and one pass defended...Finished tied for second on the team with four sacks...Became the first sophomore at Wake Forest since 1992 to eclipse the century mark in tackles...Appeared in 11 games as a true freshman...Served as a reserve linebacker and key special teams contributor, making 14 tackles on defense...Led the team with nine special teams tackles.

PERSONAL: Attended Westlake High School in Waldorf, Md. ...A three-year starter for the Wolverines, earned honorable mention all-state honors as a senior...Named first-team All-Southern Maryland Athletic Conference at linebacker...Helped Westlake to the Maryland Class 3A South Region final...Had 70 tackles as a junior while also throwing for over 800 yards as a quarterback...Participated in multiple Raiders community events during his first season, including the Raiders Defensive Clinic and the Tom Flores Coach of the Week...First name is pronounced mar-KELL.

ADDITIONAL STATISTICS: Special teams tackles – 3 in 2017; NFL totals: 3.

SINGLE-GAME HIGHS: TACKLES: Total – 6, two times; last: 10/8/17 vs. Bal. Solo – 5, 10/8/17 at Bal.



MARQUEL LEE'S CAREER STATISTICS

Year	Team	GP	GS	TACKLES					Yds.	INTERCEPTIONS					FUMBLES		
				Total	Solo	Asst.	Sacks			No.	Yds.	Lg.	TD	PD	FF	FR	Yds.
2017	Oakland	13	6	27	19	8	0.0	0.0		0	0	-	0	0	0	0	0
Totals		13	6	27	19	8	0.0	0.0		0	0	-	0	0	0	0	0

MARQUEL LEE GAME-BY-GAME

2017, OAKLAND (6-10)

Date	Opp.	W/L	GP/GS	TACKLES					Yds.	INTERCEPTIONS					FUMBLES		
				Total	Solo	Asst.	Sacks			No.	Yds.	Lg.	TD	PD	FF	FR	Yds.
9/10	at Ten.	W	1/1	3	2	1	0.0	0.0		0	0	-	0	0	0	0	0
9/17	NYJ	W	1/1	3	2	1	0.0	0.0		0	0	-	0	0	0	0	0
9/24	at Was.	L	1/1	6	3	3	0.0	0.0		0	0	-	0	0	0	0	0
10/1	at Den.	L	1/1	4	4	0	0.0	0.0		0	0	-	0	0	0	0	0
10/8	Bal.	L	1/1	6	5	1	0.0	0.0		0	0	-	0	0	0	0	0
10/15	LAC	L		(INACTIVE - ANKLE)													
10/19	KC	W		(INACTIVE - ANKLE)													
10/29	at Buf.	L		(INACTIVE - ANKLE)													
11/5	at Mia.	W	1/0	0	0	0	0.0	0.0		0	0	-	0	0	0	0	0
11/19	NE	L	1/0	1	0	1	0.0	0.0		0	0	-	0	0	0	0	0
11/26	Den.	W	1/0	0	0	0	0.0	0.0		0	0	-	0	0	0	0	0
12/3	NYG	W	1/0	0	0	0	0.0	0.0		0	0	-	0	0	0	0	0
12/10	at KC	L	1/0	0	0	0	0.0	0.0		0	0	-	0	0	0	0	0
12/17	Dal.	L	1/1	1	1	0	0.0	0.0		0	0	-	0	0	0	0	0
12/25	at Phi.	L	1/0	1	1	0	0.0	0.0		0	0	-	0	0	0	0	0
12/31	at LAC	L	1/0	2	1	1	0.0	0.0		0	0	-	0	0	0	0	0
Totals			13/6	27	19	8	0.0	0.0		0	0	-	0	0	0	0	0



SHALOM LUANI

26

SAFETY
6-0 | 202
WASHINGTON STATE
NFL EXP.: 2
RAIDERS EXP.: 2

ACQUIRED: D7a-'17
HOMETOWN:
MASAUSI, AMERICAN
SAMOA
BORN: 08/05/94



TRANSACTIONS: Selected by Oakland Raiders in the seventh round (221st overall) of the 2017 NFL Draft, April 29, 2017.

2017: Appeared in all 16 games in his rookie season, making 19 tackles and posting two passes defended...Made one start... Contributed primarily on special teams, recording two tackles...
(9/10) at Ten.: Made his NFL debut, seeing action on special teams...On the season's opening kickoff, recovered a surprise on-side kick from the Titans, setting up good field position and leading to a Raiders TD...
(10/1) at Den.: Recorded his first defensive snaps and posted his first career defensive tackle...
(10/29) at Buf.: Made his first NFL start, filling in for the injured S Karl Joseph... Made a career-high eight tackles and posted one pass defended...
(11/19) vs. NE: Played on defense and special teams, contributing three tackles (two)...
(12/10) at KC: Recorded one tackle on defense...
(12/25) at Phi.: Recorded one tackle on defense...
(12/31) at LAC: Totalled five defensive tackles and one pass defended.

AT A GLANCE

- Played in all 16 games as a rookie and earning one start while contributing 19 tackles.
- Appeared in 49 games throughout his collegiate career, starting all 25 games played at Washington State after transferring from City College of San Francisco.
- Named to All-Pac-12 Conference First Team in 2016 as a senior and was honorable mention All-PAC-12 as a junior in 2015.
- Named first-team All-American, California Community College and Defensive Player of the Year, Region I first-team All-California and Region I Defensive Player of the Year in 2014.

COLLEGE: Played two seasons at Washington State after transferring from City College of San Francisco...Started all 49 games between junior college and Washington State, totaling 276 tackles (198 solo), three sacks, 32 passes defended, five forced fumbles, and six fumble recoveries...Finished third on the team with 68 tackles (47), second on the team with 8.5 tackles for loss including two sacks in 2016...Tied for fifth in the Pac-12 with four INTs, adding six passes defended and one forced fumble...Started in his final 12 games after missing the opener...As a junior in 2015, started all 13 games...Named All-Pac-12 honorable mention...Finished third on the team in tackles by recording 90 (67), adding three tackles for loss, four INTs, six passes defended, one forced fumble, and two fumble recoveries...His four INTs led the team while tying for fourth most in the Pac-12...As a sophomore at City College of San Francisco, was named first-team All-American, California Community College Defensive Player of the Year, Region I first-team All-California and Region I Defensive Player of the Year in 2014...Also named Bay 6 Conference Defensive Player of the Year after helping CCSF to an 11-2 record and a California Community College Athletic Association Northern California title...Totalled 118 tackles (84), 11 INTs, 20 passes defended, three forced fumbles, four fumble recoveries, and one sack during his two seasons at CCSF...Rated the No. 1 junior college safety in the country by 247Sports.com and No. 38 by ESPN JC50...Majored in criminal justice.

PERSONAL: Attended Faga'itua High School in Masausi, American Samoa...Born in Pago Pago, American Samoa...Played soccer during American Samoa's first FIFA-sanctioned win against Tonga in November 2011...Scored two times for his team in the same game, making him the territory's joint top goal scorer of all time with fellow forward Ramin Ott...Played that same year on the senior team that represented the territory in the 2011 Pacific Games...Name is pronounced shuh-LOHM LOO-ah-nee.

ADDITIONAL STATISTICS: Special teams tackles – 2 in 2017.

SINGLE-GAME HIGHS: TACKLES: Total – 8, 10/29/17 at Buf. Solo – 6, 10/29/17 at Buf. Passes defended – 1, two times; last: 12/31/17 at LAC.

SHALOM LUANI'S CAREER STATISTICS

Year	Team	GP	GS	TACKLES					Yds.	INTERCEPTIONS					FUMBLES		
				Total	Solo	Asst.	Sacks			No.	Yds.	Lg.	TD	PD	FF	FR	Yds.
2017	Oakland	16	1	19	12	7	0.0	0.0	0.0	0	0	-	0	2	0	0	0
Totals		16	1	19	12	7	0.0	0.0		0	0	-	0	2	0	0	0

SHALOM LUANI GAME-BY-GAME

2017, OAKLAND (6-10)

Date	Opp.	W/L	GP/GS	TACKLES					Yds.	INTERCEPTIONS					FUMBLES		
				Total	Solo	Asst.	Sacks			No.	Yds.	Lg.	TD	PD	FF	FR	Yds.
9/10	at Ten.	W	1/0	0	0	0	0.0	0.0	0.0	0	0	-	0	0	0	0	0
9/17	NYJ	W	1/0	0	0	0	0.0	0.0	0.0	0	0	-	0	0	0	0	0
9/24	at Was.	L	1/0	0	0	0	0.0	0.0	0.0	0	0	-	0	0	0	0	0
10/1	at Den.	L	1/0	1	0	1	0.0	0.0	0.0	0	0	-	0	0	0	0	0
10/8	Bal.	L	1/0	0	0	0	0.0	0.0	0.0	0	0	-	0	0	0	0	0
10/15	LAC	L	1/0	0	0	0	0.0	0.0	0.0	0	0	-	0	0	0	0	0
10/19	KC	W	1/0	0	0	0	0.0	0.0	0.0	0	0	-	0	0	0	0	0
10/29	at Buf.	L	1/1	8	6	2	0.0	0.0	0.0	0	0	-	0	1	0	0	0
11/5	at Mia.	W	1/0	0	0	0	0.0	0.0	0.0	0	0	-	0	0	0	0	0
11/19	NE	L	1/0	3	2	1	0.0	0.0	0.0	0	0	-	0	0	0	0	0
11/26	Den.	W	1/0	0	0	0	0.0	0.0	0.0	0	0	-	0	0	0	0	0
12/3	NYG	W	1/0	0	0	0	0.0	0.0	0.0	0	0	-	0	0	0	0	0
12/10	at KC	L	1/0	1	0	1	0.0	0.0	0.0	0	0	-	0	0	0	0	0
12/17	Dal.	L	1/0	0	0	0	0.0	0.0	0.0	0	0	-	0	0	0	0	0
12/25	at Phi.	L	1/0	1	1	0	0.0	0.0	0.0	0	0	-	0	0	0	0	0
12/31	at LAC	L	1/0	5	3	2	0.0	0.0	0.0	0	0	-	0	1	0	0	0
Totals			16/1	19	12	7	0.0	0.0		0	0	-	0	2	0	0	0



MARSHAWN LYNCH

24

RUNNING BACK
5-11 | 215
CALIFORNIA
NFL EXP.: 11
RAIDERS EXP.: 2

ACQUIRED: TR-'17 (Sea.)
HOMETOWN:
OAKLAND, CALIF.
BORN: 04/22/86



TRANSACTIONS: Selected by Buffalo Bills in the first round (12th overall) of the 2007 NFL Draft, April 28, 2007...Acquired via trade by Seattle Seahawks from Buffalo, Oct. 5, 2010...Acquired via trade by Oakland Raiders from Seattle, April 26, 2017.

CAREER: Powerful back enters his 11th NFL season and second with the Raiders...Joined the team via a trade with the Seattle Seahawks in April 2017...Career totals include 142 games played with 129 starts, 10,003 rushing yards on 2,351 carries (4.3 avg.) with 81 TDs...Has 272 receptions for 2,130 yards (7.8 avg.) and nine TDs as a receiver...Postseason totals include 11 games played with 10 starts, 193 rushes for 937 yards and nine TDs, and 12 receptions for 126 yards...Is a five-time Pro Bowler, having been named to the team in four straight seasons from 2011-14, with his first selection coming in 2008...Named to the Associated Press All-Pro First Team in 2012 and Second Team in 2014...Is one of just 31 players in NFL history to rush for 10,000 career yards, a feat he accomplished in 2017...Became the 20th player in NFL history to record 80 career rushing TDs last year...Owns 33 career 100-yard rushing games...Enters the season with the NFL's most rushing TDs (58) since 2011, despite missing all of the 2016 season...Recorded a team-high 207 carries for 891 yards and seven TDs in his first season with the Raiders last year...Set a career high with 17 total TDs in 2014 and added 1,306 rushing yards...Recorded 14 total TDs and 1,257 rushing yards in 2013, helping the Seahawks capture their first Super Bowl...Had a career year in 2012, setting career highs in carries (315), rushing yards (1,590), 100-yard games (10) and added 12 total TDs...Recorded 1,204 rushing yards in his first full season in Seattle in 2011...Played in 45 games with 37 starts over three-plus seasons with the Bills...Became the fastest running back in franchise history to reach 1,500 rushing yards, doing so in just 19 games...Was drafted by the Buffalo Bills in the first round of the 2007 NFL Draft.

AT A GLANCE

- Five-time Pro Bowler (2008, 2011-14) enters his second season with the Raiders.
- Has been named to two Associated Press All-Pro Teams (First Team in 2012 and Second Team in 2014).
- Last season, became just the 31st player in NFL history to surpass 10,000 rushing yards for his career.
- Owns 33 career 100-yard rushing games.
- Enters the season with the most rushing TDs (58) since 2011, despite missing all of the 2016 season.
- Is a Super Bowl Champion, helping the Seahawks capture Super Bowl XLVIII at the end of the 2013 season.
- Had a career year in 2012, setting career highs in carries (315), rushing yards (1,590), 100-yard games (10) and added 12 total TDs.
- Is a native of Oakland, Calif., where he attended Oakland Technical High School before playing collegiately at nearby California.

2017: Started 15 games in his first season with the Silver and Black...Finished with 891 rushing yards on 207 carries (4.3 avg.) with seven TDs...Added 151 receiving yards on 20 catches...Became the 31st player in NFL history to record 10,000 career rushing yards, hitting the milestone in Week 17 at the Los Angeles Chargers...Also became just the 20th player in NFL history to record 80 career rushing TDs...(9/10) at Ten.: Recorded a game-high 76 rushing yards on 18 carries in his first game with the Raiders...Added a 16-yard reception from QB Derek Carr in the win...(9/17) vs. NYJ: Recorded a game-high 12 carries for 45 yards with one TD, his first score as a Raider...His 2-yard TD run marked the 75th TD of his career...(9/24) at Was.: Posted six carries for 18 yards and added one reception for eight yards...(10/1) at Den.: Carried the ball nine times for 12 yards...(10/8) vs. Bal.: Totalled 12 carries for 43 yards with one TD...(10/15) vs. LAC: Rushed 13 times for 63 yards...(10/19) vs. KC: Rushed two times for nine yards before being disqualified from the game...(11/5) at Mia.: Finished with 14 carries for 57 yards and two TDs, adding six yards receiving on two receptions...His two scores marked the first time he has had a multi-TD game since 2014...Was the 13th multi-score game of his career...Totalled 39 yards on the ground during the Raiders' opening series of the second half and capped the drive with a 22-yard TD run...(11/19) vs. NE: Finished the day with 11 carries for 67 yards (6.1 avg.) with a 25-yard long...Added one catch for 10 yards...(11/26) vs. Den.: Set a season high with 26 carries for 67 yards with one TD...Added a season-high three receptions for 44 yards (14.7 avg.)...(12/3) vs. NYG: Totalled a season-high 101 yards on the ground on 17 carries (5.9 avg.) with a 51-yard TD...His 51-yard rush was the longest of the year...Added two receptions for 20 yards (10.0 avg.)...(12/10) at KC: Recorded 61 yards on the ground on seven carries for a season-high 8.7 avg. ...Put the Raiders on the board with a 22-yard TD rush...(12/17) vs. Dal.: Totalled a team-high 16 rushes for 76 yards...(12/25) at Phi.: Recorded a game-high 95 yards on 25 carries...(12/31) at LAC: Finished the day with 19 carries for 101 yards and added two receptions for 18 yards...Eclipsed 100 yards on the ground for the second time as a member of the Silver and Black.

2016 (with Sea.): Spent the entire season on the Reserve/Retired List.

2015 (with Sea.): Played in seven games with six starts, limited by hamstring and abdomen injuries throughout the season...Totalled 417 rushing yards on 111 carries (3.8 avg.) and three TDs...Posted 13 receptions for 80 yards (6.2 avg.)...Appeared in one postseason game, recording six rushes for 20 yards and two receptions for 15 yards...(9/13) at STL: Recorded 104 yards of total offense, including 73 rushing yards on 18 carries...(9/27) at Chi.: Tallied five rushes for 14 yards before leaving the game in the second quarter with a hamstring injury...(10/18) vs. Car.: Returned to action and recorded 54 rushing yards on 17 carries and his first TD of the season...(10/22) at SF: Posted season highs with 27 rushes for 122 yards and one TD...Postseason: (1/17/16) at Car.: Appeared in his first game back from an abdominal injury, posting six rushes for 20 yards in the Divisional Round.

2014 (with Sea.): Appeared in all 16 games and made 14 starts, helping the Seahawks advance to the Super Bowl for the second consecutive year...Earned his fifth trip to the Pro Bowl...Named to the Associated Press All-Pro Second Team, his second selection to an AP All-Pro Team (2012, First Team)...Set a career high with 17 total TDs (13 rushing and four receiving), leading the NFL...With 1,306 rushing yards, became the only player to record at least 1,000 rushing yards and at least 10 rushing TDs each year from 2011-14...Totalled 280 rushes for 1,306 yards (4.7 avg.) and 13 TDs...Added 37 receptions for 367 yards and four TDs...Had two 100-yard rushing games in the postseason and totaled 318 rushing yards on 63 carries with two TDs...(9/4) vs. GB: Started the season opener and rushed for 110 yards on 20 carries with two TDs, his ninth career multi-rushing TD game...(9/21) vs. Den.: Totalled 128 yards of total offense (88 rushing, 40 receiving)...Scored two TDs on the day, a receiving TD and the game-winning 6-yard score in overtime...(10/6) at Was.: Recorded 117 yards of total offense, posting 72 rushing yards on 17 carries and 45 receiving yards on five receptions...Notched his third receiving TD of the season...(10/12) vs. Dal.: Rushed 10 times for 61 yards, including a 32-yard rush in the first half...(11/2) vs. Oak.: Posted 143 yards of total offense (67 rushing and 76 receiving) and two TDs in the victory...(11/9) vs. NYG: Led the team with 140 rushing yards and helped the team establish

a franchise record for most rushing yards in a game (350)...Tied a club record and set a career high with four rushing TDs in the contest...**(11/16) at KC:** Posted 124 rushing yards on 24 carries in the loss...**(11/27) at SF:** Led the team with 104 rushing yards in the Thanksgiving Day victory...**(12/7) at Phi:** Posted 113 yards of total offense (86 rushing and 27 receiving) and one receiving TD...Topped 1,000 yards on the year in the contest...**(12/21) at Ari:** Led the team with 113 yards on 10 carries, including two TDs, despite not playing in the first quarter due to an upset stomach...Broke a career-high 79-yard TD run in the fourth quarter...**Postseason: (1/10/15) vs. Car:** Recorded 59 rushing yards on 14 carries...**(1/18/15) vs. GB:** Set a franchise postseason record with 157 rushing yards, including 120 in the second half/overtime...Also added one TD on the ground and 26 receiving yards...**Super Bowl XLIX (2/1/15) vs. NE:** Went over 100 rushing yards for the second consecutive postseason game, finished with 102 yards on 24 carries and one TD...Added 31 yards as a receiver.

2013 (with Sea.): Started all 16 games for the first time in his career and helped the Seahawks capture their first Super Bowl in franchise history...Was selected to the Pro Bowl for the third straight season and fourth time overall...Recorded 14 total TDs (12 rushing and two receiving)...Posted 1,257 rushing yards on 301 carries (4.2 avg.) with 12 TDs...Added 316 receiving yards on 36 receptions (8.8 avg.) and two TDs...Posted 288 rushing yards on 65 carries and four TDs in the postseason, on his way to two 100-yard rushing games...**(9/15) vs. SF:** Totaled 135 yards of offense...Rushed 28 times for 98 yards with two TDs, while leading the team with three catches for 37 yards...**(9/22) vs. Jac:** Posted 69 rushing yards on 17 carries...**(9/29) at Hou:** Led the team in both rushing and receiving...Totaled 143 yards of offense after rushing for 98 on 17 carries with one TD and catching three balls for 45 yards...**(10/6) at Ind:** Tallied over 100 yards for the first time on the season, finished with 102 on 17 carries...**(10/13) vs. Sea:** Led team in both rushing (77) and receiving (78) yards...Rushed for two scores...Set career highs in receiving yards and longest reception (55 yards)...**(10/17) at Ari:** Rushed 21 times for 91 yards and a TD...**(11/3) vs. TB:** Tallied 125 rushing yards on 21 carries...Closed out the game in overtime, rushing for 44 yards to set up the game-winning FG...**(11/10) at Atl:** Rushed for a season-high 145 yards and one TD on 24 carries...Combined with previous week's effort, his two-game total was the most of his career in back-to-back games...**(11/17) vs. Min:** Scored three TDs on the day, two rushing and one receiving...Finished with 63 yards of total offense (54 rushing and nine receiving)...**(12/8) at SF:** Rushed 20 times for 72 yards and one TD...**(12/15) at NYG:** Totaled 120 yards of offense on the afternoon (47 rushing and 73 receiving) and one rushing TD...**(12/22) vs. Ari:** Posted 18 rushes for 71 yards...**(12/29) vs. StL:** Tallied 97 rushing yards on 23 carries with one TD...**Postseason: (1/11/14) vs. NO:** Set a then-franchise postseason record with 140 rushing yards with two TDs in the victory...**(1/19/14) vs. SF:** Rushed for 109 yards on 22 carries with one score, helping the Seahawks capture the NFC Championship...Became the only player in franchise history to rush for 100 yards in back-to-back postseason games...**Super Bowl XLVIII (2/2/14) vs. Den:** Tallied 39 rushing yards on 15 carries with one TD en route to helping the Seahawks win their first Super Bowl.

2012 (with Sea.): Played in all 16 games, making 15 starts in a career year...Totaled 315 carries for 1,590 yards (5.0 avg.) with 11 TDs...Added 23 receptions for 196 yards and one TD...Set career highs in carries (315, fifth in the NFL), rushing yards (1,590, third in the NFL), rushing average (5.0, fourth in the NFL), 100-yard games (10, tied for first in the NFL) and total yards of offense (1,786, fourth in the NFL)...Became just third player in franchise history to rush for more than 1,500 yards in a season...Named to the Pro Bowl for the second straight season...Named to the Associated Press All-Pro First Team, the first selection of his career...**(9/9) at Ari:** Rushed for 85 yards on 21 carries in the season opener after missing all of the preseason...**(9/16) vs. Dal:** Posted

26 carries for 122 yards and one TD, with 100 yards coming in the second half...**(9/24) vs. GB:** Tallied 98 rushing yards on 25 carries...**(9/30) at StL:** Posted 118 rushing yards on 20 carries, including an 18-yard TD run...Also tallied four receptions for 37 yards...**(10/7) at Car:** Rushed for 85 yards on 21 carries...**(10/18) at SF:** Topped 100 yards in the game, finishing with 103 on 19 carries...**(10/28) at Det:** Posted 105 rushing yards on 12 carries with one TD...**(11/4) vs. Min:** Went over 100 yards on the day, rushing 26 times for 124 yards and one TD...**(11/11) vs. NYJ:** Posted 124 rushing yards for the second consecutive week, this time on 27 carries...Added one TD...His 100-yard effort was the fourth consecutive game where he went over 100 yards...Also had a 27-yard reception in the game...**(11/25) at Buf:** Posted 46 rushing yards on 19 carries...**(12/2) at Chi:** Rushed 19 times for 87 yards with one TD and also caught two passes for 11 yards...**(12/9) vs. Ari:** Recorded 128 rushing yards on just 11 carries with three TDs...The 11.6 rushing average set a franchise single-game record...**(12/16) at Buf:** Tallied 113 rushing yards on 10 carries with one TD...**(12/23) vs. SF:** Posted 130 yards of total offense (107 rushing and 24 receiving)...Had 111 yards and one TD on the ground and 19 yards and one TD as a receiver...**(12/30) vs. StL:** Topped 100 yards for the fourth consecutive week with 18 carries for 100 yards...**Postseason: (1/6/13) at Was:** Tallied 132 rushing yards on 20 carries with one TD in the Wild Card victory...His 27-yard TD in the fourth quarter was the go-ahead score for Seattle...**(1/12/13) at Atl:** Posted 46 rushing yards on 16 carries with one TD and 37 receiving yards on three receptions.

2011 (with Sea.): Appeared in and started 15 games in his first full season with Seattle, totaling 285 rushes for 1,204 yards (4.2 avg.) and 12 TDs...Added 28 receptions for 212 yards (7.6 avg.) and one TD as a receiver...Earned his second Pro Bowl selection and first as a Seahawk...Set a franchise record with at least one TD in 11 straight games...Became Seattle's first 1,000-yard rusher since the 2005 season...**(9/11) at SF:** Started and posted 33 yards on 13 carries in the season opener...**(9/18) at Pit:** Recorded six carries



for 11 yards...**(9/25) vs. Ari.:** Tallied 73 yards on 19 rushes...**(10/2) vs. Atl.:** Posted his first rushing TD of the season and added 57 yards of total offense...**(10/9) at NYG:** Posted over 100 yards of total offense (98 rushing and 33 receiving) and one rushing TD...**(10/23) at Cle.:** Active but did not play due to back tightness...**(10/30) vs. Cin.:** Recorded 16 rushes for 24 yards and one TD...**(11/6) at Dal.:** Posted his first 100-yard rushing game as a Seahawk, tallying 135 yards and one TD on 23 carries...**(11/13) vs. Bal.:** Set a career high with 32 rushes for 109 yards and one TD against the NFL's third-ranked run defense...Posted back-to-back 100-yard rushing games for the first time in his career...Added 58 receiving yards on five receptions in the victory, leading the team in rushing and receiving...**(11/20) at StL.:** Totaled 88 yards for 27 carries and one TD...**(11/27) vs. Was.:** Rushed for 111 yards on 24 carries and added one reception for 20 yards and one TD...**(12/1) vs. Phi.:** Rushed for a season-high 148 yards to go along with two TDs...**(12/12) vs. StL.:** Posted 115 rushing yards on 23 carries with one TD...**(12/18) at Chi.:** Recorded 20 rushes for 42 yards with two TDs in the victory...Reached 1,000 rushing yards for the season in the contest...**(12/24) vs. SF:** Rushed for 107 yards on 21 carries with one TD...Marked the 11th straight game he scored at least one TD, setting the franchise mark.

2010 (with Buf. and Sea.): Played in 16 games with 14 starts between the Bills and Seahawks...Totaled 737 rushing yards on 202 carries (3.6 avg.) and six TDs...Added 22 receptions for 145 yards (6.6 avg.)...Postseason totals include 133 rushing yards on 19 carries and one TD in two games...Was acquired by the Seahawks via trade from the Bills on Oct. 5...**(9/19) at GB:** Posted 64 rushing yards on 17 carries...**(9/26) at NE:** Rushed 13 times for 79 yards...**(10/17) at Chi.:** Made his Seahawks debut, rushing for 44 yards on 17 attempts with one TD...**(10/24) vs. Ari.:** Set a season high with 89 yards on 24 carries...**(11/14) at Ari.:** Scored his second TD of the season and rushed for 29 yards on 13 attempts...**(12/5) vs. Car.:** Recorded 21 rushes for 83 yards and three TDs in the victory...**Postseason: (1/8/11) vs. NO:** Rushed for 131 yards on 19 carries, including a 67-yard TD in the fourth quarter that sealed the Wild Card victory.

2009 (with Buf.): Played in 13 games with six starts, totaling 450 rushing yards on 120 carries (3.8 avg.) and two TDs...Added 28 receptions for 179 yards (6.4 avg.)...Spent the first three weeks of the season on the Reserve/Suspended List...**(10/4) at Mia.:** Made his season debut, leading the team with five receptions for 43 yards...**(10/11) vs. Cle.:** Made his first start of the season, leading the Bills in rushing and receiving...Tallied 69 rushing yards on 17 carries and 56 receiving yards on six receptions...**(10/18) at NYJ:** Led the team with 61 rushing yards on 19 carries...**(10/25) at Car.:** Led the team with 40 rushing yards on 17 carries and posted his first rushing TD of the season...**(12/3) vs. NYJ:** Paced the team with 60 rushing yards and added one TD...**(12/13) at KC:** Tallied a season-high 84 yards on 12 carries.

2008 (with Buf.): Played in and started 15 games in his second season, earning his first Pro Bowl selection...Totaled his second consecutive 1,000-yard season, rushing for 1,036 yards on 250 attempts (4.1 avg.) with eight TDs...Added 300 receiving yards on 47 carries with one TD...Became the fastest player in franchise history to reach 1,500 career rushing yards, doing so in just 19 games...Became one of just three players in franchise history to rush for at least 1,000 yards in each of their first two seasons...Ranked fifth in the AFC in rushing yards and sixth in carries...**(9/7) vs. Sea.:** Finished with 76 yards on 18 carries and one TD, a 21-yarder...**(9/14) at Jac.:** Posted 19 carries for 59 rushing yards and one TD...**(9/21) vs. Oak.:** Recorded his first career multi-TD game, rushing for two scores...Finished with 83 rushing yards on 23 carries...**(9/28) at StL.:** Posted a team-high 57 rushing yards on 19 carries...Tied for a team high with four receptions for 31 yards...**(10/5) at Ari.:** Recorded 44 rushing yards on 12 carries and added three receptions for 10 yards...**(10/26) at Mia.:** Led all rushers with 61 yards on 13 carries and one TD...Added five receptions for 34 yards...**(11/2) vs. NYJ:** Recorded 52 receiving yards on three receptions...Added 16 rushing yards on nine carries...**(11/17) vs. Cle.:** Finished with 119 rushing yards on 23 attempts...Set a career high with 10 receptions for 58 yards and his first career receiving TD...**(11/23) at KC:** Rushed for a team-high 79 yards with one TD...**(11/30) vs. SF:** Posted a 100-yard game, gaining a season-high 134 yards on 16 carries...**(12/14) at NYJ:** Rushed for 127 yards on 21 attempts.

2007 (with Buf.): Started all 13 games he played in as a rookie...Finished with 1,115 yards on 280 carries with seven TDs...Named to the PFVA and Gil Brandt's All-Rookie Team...Had the most yards rushing by a Bills rookie since 1980...His seven TDs are tied for third among Bills rookies...Finished first in the NFL in rushing attempts per game (21.5 avg.) and fifth in the AFC in yards per game (85.8 avg.)...**(9/9) vs. Den.:** Made his NFL debut, rushing for 90 yards and one TD...Produced more yards than any Bills rookie running back in a season opener...**(11/4) vs. Cin.:** Posted his first career 100-yard game, recording career highs in yards (153) and carries (29) with one TD...**(11/11) at Mia.:** Totaled 61 yards on 19 carries with one TD...Converted the team's first two-point conversion since 2001...**(12/9) vs. Mia.:** Rushed 23 times for 107 yards, his second career 100-yard effort...**(12/30) at Phi.:** Record 105 yards on 22 attempts in the season finale.

COLLEGE: Appeared in 35 games with 20 starts over three seasons at California...Career totals include 490 rushes for 3,230 yards (6.6 avg.) with 29 TDs...Added 68 receptions for 600 yards (8.8 avg.) and six TDs...Became the fourth player in school history to rush for over 3,000 yards, finished second on the all-time list...Was only the second player in school history to rush for over 1,000 yards in consecutive seasons (2005 and 2006)...Left school as Cal's leader in 100-yard rushing games with 17...Became the fourth player in school history to post over 4,000 all-purpose yards...Ranked eighth on Cal's all-time scoring list (210 points)...Appeared in 13 games with 11 starts as a junior in 2006, totaling 1,356 yards on 223 carries with 11 TDs...Added 34 receptions for 328 yards and four TDs...Was named the Pac-10 Offensive Player of the Year...Named to the All-Pac 10 Conference First Team...Was an All-American First Team selection by the NFL Draft Report and American Football Coaches Association...Semifinalist for the Maxwell Award and Doak Walker Award...Received the Bear Backer Award as the team's Most Valuable Player...Led the conference in both rushing and all-purpose yards...Played in 10 games with nine starts as a sophomore...Recorded 1,246 rushing yards on 196 carries and TDs on the ground...Added 15 receptions for 125 yards as a receiver...Named All-Pac-10 honorable mention...Named All-American Third Team by the NFL Draft Report...Ranked ninth in the country in all-purpose yards per game...Led the team and ranked third in the Pac-10 in rushing yards per game...Played in 12 games as a freshman in 2004, totaling 628 rushing yards on 71 carries with eight TDs...Added 19 receptions for 147 yards and two TDs as a receiver...Earned Freshman All-American Second Team honors...Named to the Freshman All-American Third Team by The Sporting News...Majorled in social welfare.

PERSONAL: Attended Oakland (Calif.) Technical High School...Named a Super Prep All-American and the San Francisco Chronicle's East Bay Player of the Year in 2003...Was the first three-time All-League First Team selection in school history...Cousin, QB Josh Johnson, was drafted in the fifth round (160th overall) of the 2008 NFL Draft by the Tampa Bay Buccaneers and is currently on the Raiders.

SINGLE-GAME HIGHS: RUSHING: Attempts – 32, 11/13/11 vs. Bal. Yards – 153, 11/4/07 vs. Cin. Long – 79t, 12/21/14 at Ari. Touchdowns – 4, 11/9/14 vs. NYG. RECEIVING: Receptions – 10, 11/17/08 vs. Cle. Yards – 78, 10/13/13 vs. Ten. Long – 55, 10/10/13 vs. Ten. Touchdowns – 1, nine times; last: 12/7/14 at Phi.

MARSHAWN LYNCH'S CAREER STATISTICS

Year	Team	GP	GS	RUSHING					RECEIVING					TOTAL OFFENSE
				Att.	Yds	Avg.	Lg.	TD	Rec.	Yds.	Avg.	Lg.	TD	
2007	Buffalo	13	13	280	1,115	4.0	56t	7	18	184	10.2	30	0	1,299
2008	Buffalo	15	15	250	1,036	4.1	50	8	47	300	6.4	42	1	1,336
2009	Buffalo	13	6	120	450	3.8	47	2	28	179	6.4	35	0	629
2010	Buf./Sea.	16	14	202	737	3.6	39	6	22	145	6.6	22	0	882
2011	Seattle	15	15	285	1,204	4.2	47	12	28	212	7.6	26	1	1,416
2012	Seattle	16	15	315	1,590	5.0	77t	11	23	196	8.5	27	1	1,786
2013	Seattle	16	16	301	1,257	4.2	43	12	36	316	8.8	55	2	1,573
2014	Seattle	16	14	280	1,306	4.7	79t	13	37	367	9.9	39	4	1,673
2015	Seattle	7	6	111	417	3.8	24	3	13	80	6.2	19	0	497
2017	Oakland	15	15	207	891	4.3	51t	7	20	151	7.6	26	0	1,042
Totals		142	129	2,351	10,003	4.3	79t	81	272	2,130	7.8	55	9	12,133

POSTSEASON

2010	Seattle	2	0	23	133	5.8	67t	1	0	0	-	-	0	133
2012	Seattle	2	2	36	178	4.9	27t	2	4	46	11.5	24	0	224
2013	Seattle	3	3	65	288	4.4	40t	4	1	3	3.0	3	0	291
2014	Seattle	3	3	63	318	5.0	25t	2	5	63	12.6	31	0	381
2015	Seattle	1	1	6	20	3.3	9	0	2	15	7.5	11	0	35
Totals		11	9	193	937	4.9	67t	9	12	127	10.6	31	0	1,064

MARSHAWN LYNCH GAME-BY-GAME

2017, OAKLAND (6-10)

Date	Opp.	W/L	GP/GS	RUSHING					RECEIVING					TOTAL OFFENSE
				Att.	Yds.	Avg.	Lg.	TD	Rec.	Yds.	Avg.	Lg.	TD	
9/10	at Ten.	W	1/1	18	76	4.2	14	0	1	16	16.0	16	0	92
9/17	NYJ	W	1/1	12	45	3.8	13	1	1	4	4.0	4	0	49
9/24	at Was.	L	1/1	6	18	3.0	5	0	1	8	8.0	8	0	26
10/1	at Den.	L	1/1	9	12	1.3	4	0	0	0	-	-	0	12
10/8	Bal.	L	1/1	12	43	3.6	9	1	1	10	10.0	10	0	53
10/15	LAC	L	1/1	13	63	4.8	15	0	0	0	-	-	0	63
10/19	KC	W	1/1	2	9	4.5	6	0	0	0	-	-	0	9
10/29	at Buf.	L		(RESERVE/SUSPENDED LIST)										
11/5	at Mia.	W	1/1	14	57	4.1	22t	2	2	6	3.0	5	0	63
11/19	NE	L	1/1	11	67	6.1	25	0	1	10	10.0	10	0	77
11/26	Den.	W	1/1	26	67	2.6	7	1	3	43	14.7	26	0	110
12/3	NYG	W	1/1	17	101	5.9	51t	1	2	20	10.0	21	0	121
12/10	at KC	L	1/1	7	61	8.7	27	1	1	3	3.0	3	0	64
12/17	Dal.	L	1/1	16	76	4.8	19	0	3	16	5.3	8	0	92
12/25	at Phi.	L	1/1	25	95	3.8	16	0	2	-3	-1.5	0	0	92
12/31	at LAC	L	1/1	19	101	5.3	19	0	2	18	9.0	17	0	119
Totals			15/15	207	891	4.3	51t	7	20	151	7.6	26	0	1,042

MARSHAWN LYNCH GAME-BY-GAME

2015, SEATTLE (10-6)

Date	Opp.	W/L	GP/GS	RUSHING					RECEIVING					TOTAL OFFENSE
				Att.	Yds.	Avg.	Lg.	TD	Rec.	Yds.	Avg.	Lg.	TD	
9/13	at StL.	L	1/1	18	73	4.1	24	0	5	31	6.2	19	0	104
9/20	at GB	L	1/1	15	41	2.7	11	0	3	21	7.0	12	0	62
9/27	Chi.	W	1/0	5	14	2.8	8	0	1	9	9.0	9	0	23
10/5	Det.	W				(INACTIVE - HAMSTRING)								
10/11	at Cin.	L				(INACTIVE - HAMSTRING)								
10/18	Car.	L	1/1	17	54	3.2	17	1	1	0	0.0	0	0	54
10/22	at SF	W	1/1	27	122	4.5	17	1	0	0	-	-	0	122
11/1	at Dal.	W	1/1	21	71	3.4	12	0	2	11	5.5	10	0	82
11/15	Ari.	L	1/1	8	42	5.3	16	1	1	8	8.0	8	0	50
11/22	SF	W				(INACTIVE - ABDOMEN)								
11/29	Pit.	W				(INACTIVE - ABDOMEN)								
12/6	at Min.	W				(INACTIVE - ABDOMEN)								
12/13	at Bal.	W				(INACTIVE - ABDOMEN)								
12/20	Cle.	W				(INACTIVE - ABDOMEN)								
12/27	StL.	L				(INACTIVE - ABDOMEN)								
1/3/16	at Ari.	W				(INACTIVE - ABDOMEN)								
Totals			7/6	111	417	3.8	24	3	13	80	6.2	19	0	497
POSTSEASON														
1/10/16	at Min.	W				(INACTIVE - ABDOMEN)								
1/17/16	at Car.	L	1/1	6	20	3.3	9	0	2	15	7.5	11	0	35
Totals			1/1	6	20	3.3	9	0	2	15	7.5	11	0	35

2014, SEATTLE (12-4)

Date	Opp.	W/L	GP/GS	RUSHING					RECEIVING					TOTAL OFFENSE
				Att.	Yds.	Avg.	Lg.	TD	Rec.	Yds.	Avg.	Lg.	TD	
9/4	GB	W	1/1	20	110	5.5	21	2	1	14	14.0	14	0	124
9/14	at SD	L	1/1	6	36	6.0	10	0	4	27	6.8	14t	1	63
9/21	Den.	W	1/1	26	88	3.4	12	1	3	40	13.3	21	1	128
10/6	at Was.	W	1/0	17	72	4.2	17	0	5	45	9.0	30	1	117
10/12	Dal.	L	1/1	10	61	6.1	32	0	1	1	1.0	1	0	62
10/19	at StL.	L	1/1	18	53	2.9	13	0	2	18	9.0	12	0	71
10/26	at Car.	W	1/1	14	62	4.4	25	0	1	2	2.0	2	0	64
11/2	Oak.	W	1/1	21	67	3.2	11	2	5	76	15.2	39	0	143
11/9	NYG	W	1/1	21	140	6.7	22	4	1	23	23.0	23	0	163
11/16	at KC	L	1/1	24	124	5.2	17	0	1	1	1.0	1	0	125
11/23	Ari.	W	1/1	15	39	2.6	13	0	3	43	14.3	23	0	82
11/27	at SF	W	1/1	20	104	5.2	33	0	1	7	7.0	7	0	111
12/7	at Phi.	W	1/1	23	86	3.7	21	0	5	27	5.4	15t	1	113
12/14	SF	W	1/1	21	91	4.3	15	1	1	7	7.0	7	0	98
12/21	at Ari.	W	1/0	10	113	11.3	79t	2	0	0	-	-	0	113
12/28	StL.	W	1/1	14	60	4.3	14	1	3	36	12.0	14	0	96
Totals			16/14	280	1,306	4.7	79t	13	37	367	9.9	39	4	1,673
POSTSEASON														
1/10/15	Car.	W	1/1	14	59	4.2	25	0	3	6	2.0	5	0	65
1/18/15	GB	W	1/1	25	157	6.3	24t	1	1	26	26.0	26	0	183
2/1/15	NE	L	1/1	24	102	4.3	15	1	1	31	31.0	31	0	133
Totals			3/3	63	318	5.0	25	2	5	63	12.6	31	0	381

MARSHAWN LYNCH GAME-BY-GAME

2013, SEATTLE (13-3)

Date	Opp.	W/L	GP/GS	RUSHING					RECEIVING					TOTAL OFFENSE
				Att.	Yds.	Avg.	Lg.	TD	Rec.	Yds.	Avg.	Lg.	TD	
9/8	at Car.	W	1/1	17	43	2.5	14	0	2	9	4.5	8	0	52
9/15	SF	W	1/1	28	98	3.5	21	2	3	37	12.3	35	1	135
9/22	Jac.	W	1/1	17	69	4.1	27	0	0	0	-	-	0	69
9/29	at Hou.	W	1/1	17	98	5.8	43	1	3	45	15.0	24	0	143
10/6	at Ind.	L	1/1	17	102	6.0	24	0	1	5	5.0	5	0	107
10/13	Ten.	W	1/1	21	77	3.7	13	2	4	78	19.5	55	0	155
10/17	at Ari.	W	1/1	21	91	4.3	17	1	1	3	3.0	3	0	94
10/28	at StL.	W	1/1	8	23	2.9	9	0	1	4	4.0	4	0	27
11/3	TB	W	1/1	21	125	6.0	14	0	4	16	4.0	9	0	141
11/10	at Atl.	W	1/1	24	145	6.0	37	1	3	16	5.3	9	0	161
11/17	Min.	W	1/1	17	54	3.2	23	2	2	9	4.5	6t	1	63
12/2	NO	W	1/1	16	45	2.8	14	0	3	12	4.0	9	0	57
12/8	at SF	L	1/1	20	72	3.6	11t	1	0	0	-	-	0	72
12/15	at NYG	W	1/1	16	47	2.9	10	1	6	73	12.2	30	0	120
12/22	Ari.	L	1/1	18	71	3.9	19	0	2	5	2.5	3	0	76
12/29	StL.	W	1/1	23	97	4.2	14	1	1	4	4.0	4	0	101
Totals			16/16	301	1,257	4.2	43	12	36	316	8.8	55	2	1,573
POSTSEASON														
1/11/14	NO	W	1/1	28	140	5.0	31t	2	1	3	3.0	3	0	143
1/19/14	SF	W	1/1	22	109	5.0	40t	1	0	0	-	-	0	109
2/2/14	at Den.	W	1/1	15	39	2.6	18	1	0	0	-	-	0	39
Totals			3/3	65	288	4.4	40t	4	1	3	3.0	3	0	291

2012, SEATTLE (11-5)

Date	Opp.	W/L	GP/GS	RUSHING					RECEIVING					TOTAL OFFENSE
				Att.	Yds.	Avg.	Lg.	TD	Rec.	Yds.	Avg.	Lg.	TD	
9/9	at Ari.	L	1/1	21	85	4.0	11	0	2	12	6.0	7	0	97
9/16	Dal.	W	1/1	26	122	4.7	36	1	0	0	-	-	0	122
9/24	GB	W	1/1	25	98	3.9	9	0	1	1	1.0	1	0	99
9/30	at StL.	L	1/1	20	118	5.9	18t	1	4	37	9.3	16	0	155
10/7	at Car.	W	1/1	21	85	4.0	14	0	1	9	9.0	6	0	94
10/14	NE	W	1/1	15	41	2.7	7	0	1	11	11.0	11	0	52
10/18	at SF	L	1/1	19	103	5.4	15	0	1	13	13.0	13	0	116
10/28	at Det.	L	1/1	12	105	8.8	77t	1	1	1	1.0	1	0	106
11/4	Min.	W	1/0	26	124	4.8	23	1	2	26	13.0	23	0	150
11/11	NYJ	W	1/1	27	124	4.6	18	1	1	27	27.0	27	0	151
11/25	at Mia.	L	1/1	19	46	2.4	16	0	2	1	0.5	7	0	47
12/2	at Chi.	W	1/1	19	87	4.6	20	1	2	11	5.5	7	0	98
12/9	Ari.	W	1/1	11	128	11.6	33t	3	0	0	-	-	0	128
12/16	at Buf.	W	1/1	10	113	11.3	54	1	1	14	14.0	14	0	127
12/23	SF	W	1/1	26	111	4.3	24t	1	2	19	9.5	10	1	130
12/30	StL.	W	1/1	18	100	5.6	24	0	2	14	7.0	8	0	114
Totals			16/15	315	1,590	5.0	77t	11	23	196	8.5	27	1	1,786
POSTSEASON														
1/6/13	at Was.	W	1/1	20	132	6.6	27t	1	1	9	9.0	9	0	141
1/13/13	at Atl.	L	1/1	16	46	2.9	11	1	3	37	12.3	24	0	83
Totals			2/2	36	178	4.9	27t	2	4	46	11.5	24	0	224

MARSHAWN LYNCH GAME-BY-GAME 2011, SEATTLE (7-9)

Date	Opp.	W/L	GP/GS	RUSHING					RECEIVING					TOTAL OFFENSE
				Att.	Yds.	Avg.	Lg.	TD	Rec.	Yds.	Avg.	Lg.	TD	
9/11	at SF	L	1/1	13	33	2.5	12	0	2	14	7.0	12	0	47
9/18	at Pit.	L	1/1	6	11	1.8	7	0	1	1	1.0	1	0	12
9/25	Ari.	W	1/1	19	73	3.8	23	0	1	2	2.0	2	0	75
10/2	Atl.	L	1/1	8	24	3.0	11t	1	3	33	11.0	26	0	57
10/9	at NYG	W	1/1	12	98	8.2	47	1	4	33	8.3	17	0	131
10/23	at Cle.	L		(DID NOT PLAY - BACK)										
10/30	Cin.	L	1/1	16	24	1.5	9	1	0	0	-	-	0	24
11/6	at Dal.	L	1/1	23	135	5.9	29	1	1	8	8.0	8	0	143
11/13	Bal.	W	1/1	32	109	3.4	8	1	5	58	11.6	23	0	167
11/20	at StL.	W	1/1	27	88	3.3	12	1	2	1	0.5	5	0	89
11/27	Was.	L	1/1	24	111	4.6	12	0	1	20	20.0	20t	1	131
12/1	Phi.	W	1/1	22	148	6.7	40t	2	0	0	-	-	0	148
12/12	StL.	W	1/1	23	115	5.0	16t	1	2	8	4.0	4	0	123
12/18	at Chi.	W	1/1	20	42	2.1	15	2	2	5	2.5	3	0	47
12/24	SF	L	1/1	21	107	5.1	18	1	2	24	12.0	20	0	131
1/1/12	at Ari.	L	1/1	19	86	4.5	18	0	2	5	2.5	3	0	91
Totals			15/15	285	1,204	4.2	47	12	28	212	7.6	26	1	1,416

2010, BUFFALO/SEATTLE

Date	Opp.	W/L	GP/GS	RUSHING					RECEIVING					TOTAL OFFENSE
				Att.	Yds.	Avg.	Lg.	TD	Rec.	Yds.	Avg.	Lg.	TD	
9/12	Mia.*	L	1/0	3	13	4.3	15	0	0	0	-	-	0	13
9/19	at GB*	L	1/1	17	64	3.8	14	0	0	0	-	-	0	64
9/26	at NE*	L	1/1	13	79	6.1	17	0	1	7	7.0	7	0	86
10/3	NYJ*	L	1/1	4	8	2.0	5	0	0	0	-	-	0	8
10/17	at Chi.	W	1/1	17	44	2.6	12	1	3	9	3.0	5	0	53
10/24	Ari.	W	1/1	24	89	3.7	39	0	0	0	-	-	0	89
10/31	at Oak.	L	1/1	9	7	0.8	7	0	0	0	-	-	0	7
11/7	NYG	L	1/1	11	48	4.4	26	0	0	0	-	-	0	48
11/14	at Ari.	W	1/1	13	29	2.2	13	1	2	33	16.5	22	0	62
11/21	at NO	L	1/1	7	36	5.1	17	0	4	19	4.8	8	0	55
11/28	KC	L	1/1	7	20	2.9	6	0	2	13	6.5	8	0	33
12/5	Car.	W	1/1	21	83	4.0	22t	3	1	17	17.0	17	0	100
12/12	at SF	L	1/1	10	29	2.9	9	0	7	37	5.3	12	0	66
12/19	Atl.	L	1/1	12	60	5.0	14	1	1	17	17.0	17	0	77
12/26	at TB	L	1/1	14	53	3.8	29	0	0	0	-	-	0	53
1/2/11	StL.	W	1/0	20	75	3.8	24	0	1	-7	-7.0	-7	0	68
Totals			16/14	202	737	3.6	39	6	22	145	6.6	22	0	882

*w/Buf.

POSTSEASON

1/8/11	NO	W	1/0	19	131	6.9	67t	1	0	0	-	-	0	131
1/16/11	at Chi.	L	1/0	4	2	0.5	4	0	0	0	-	-	0	2
Totals			2/0	23	133	5.8	67t	1	0	0	-	-	0	133

MARSHAWN LYNCH GAME-BY-GAME 2009, BUFFALO (6-10)


Date	Opp.	W/L	GP/GS	RUSHING					RECEIVING					TOTAL OFFENSE
				Att.	Yds.	Avg.	Lg.	TD	Rec.	Yds.	Avg.	Lg.	TD	
9/14	at NE	L			(RESERVE/SUSPENDED LIST)									
9/20	TB	W			(RESERVE/SUSPENDED LIST)									
9/27	NO	L			(RESERVE/SUSPENDED LIST)									
10/4	at Mia.	L	1/0	8	4	0.5	4	0	5	43	8.6	23	0	47
10/11	Cle.	L	1/1	17	69	4.1	12	0	6	56	9.3	35	0	125
10/18	at NYJ	W	1/1	19	61	3.2	12	0	2	11	5.5	9	0	72
10/25	at Car.	W	1/1	17	40	2.4	8	1	1	7	7.0	7	0	47
11/1	Hou.	L	1/1	9	43	4.8	14	0	3	6	2.0	4	0	49
11/15	at Ten.	L	1/1	9	37	4.1	7	0	4	18	4.5	8	0	55
11/22	at Jac.	L	1/1	8	18	2.3	5	0	0	0	-	-	0	18
11/29	Mia.	W	1/0	3	6	2.0	6	0	1	9	9.0	9	0	15
12/3	NYJ	L	1/0	6	60	10.0	35	1	1	4	4.0	4	0	64
12/13	at KC	W	1/0	12	84	7.0	47	0	3	10	3.3	5	0	94
12/20	NE	L	1/0	8	25	3.1	10	0	0	0	-	-	0	25
12/27	at Atl.	L	1/0	3	3	1.0	5	0	1	13	13.0	13	0	16
1/3/10	Ind.	W	1/0	1	0	0.0	0	0	1	2	2.0	2	0	2
Totals			13/6	120	450	3.8	47	2	28	179	6.4	35	0	629

2008, BUFFALO (7-9)

Date	Opp.	W/L	GP/GS	RUSHING					RECEIVING					TOTAL OFFENSE
				Att.	Yds.	Avg.	Lg.	TD	Rec.	Yds.	Avg.	Lg.	TD	
9/7	Sea.	W	1/1	18	76	4.2	21t	1	3	18	6.0	11	0	94
9/14	at Jac.	W	1/1	19	59	3.1	11t	1	1	8	8.0	8	0	67
9/21	Oak.	W	1/1	23	83	3.6	14t	2	4	31	7.8	17	0	114
9/28	at StL.	W	1/1	19	57	3.0	11	0	4	24	6.0	9	0	81
10/5	at Ari.	L	1/1	12	44	3.7	22	0	3	10	3.3	6	0	54
10/19	SD	W	1/1	19	70	3.7	19	1	4	22	5.5	10	0	92
10/26	at Mia.	L	1/1	13	61	4.7	18	1	5	34	6.8	12	0	95
11/2	NYJ	L	1/1	9	16	1.8	6	0	3	52	17.3	42	0	68
11/9	at NE	L	1/1	14	46	3.3	8	0	0	0	-	-	0	46
11/17	Cle.	L	1/1	23	119	5.2	28	0	10	58	5.8	18t	1	177
11/23	at KC	W	1/1	20	79	4.0	17	1	5	25	5.0	13	0	104
11/30	SF	L	1/1	16	134	8.4	50	0	1	1	1.0	1	0	135
12/7	Mia.	L	1/1	13	31	2.4	7	0	1	4	4.0	4	0	35
12/14	at NYJ	L	1/1	21	127	6.0	35	0	3	13	4.3	6	0	140
12/21	at Den.	W	1/1	11	34	3.1	9	1	0	0	-	-	0	34
12/28	NE	L			(INACTIVE - SHOULDER)									
Totals			15/15	250	1,036	4.1	50	8	47	300	6.4	42	1	1,336

2007, BUFFALO (7-9)

Date	Opp.	W/L	GP/GS	RUSHING					RECEIVING					TOTAL OFFENSE
				Att.	Yds.	Avg.	Lg.	TD	Rec.	Yds.	Avg.	Lg.	TD	
9/9	Den.	L	1/1	19	90	4.7	23t	1	2	9	4.5	14	0	99
9/16	at Pit.	L	1/1	18	64	3.6	12	0	1	21	21.0	21	0	85
9/23	at NE	L	1/1	20	74	3.7	12	1	2	6	3.0	4	0	80
9/30	NYJ	W	1/1	23	79	3.4	11	1	0	0	-	-	0	79
10/8	Dal.	L	1/1	20	66	3.3	15	0	2	32	16.0	23	0	98
10/21	Bal.	W	1/1	27	84	3.1	23	1	3	14	4.7	9	0	98
10/28	at NYJ	W	1/1	21	80	3.8	10	0	1	7	7.0	7	0	87
11/4	Cin.	W	1/1	29	153	5.3	56t	1	1	7	7.0	7	0	160
11/11	at Mia.	W	1/1	19	61	3.2	18	1	3	24	8.0	10	0	85
11/18	NE	L			(INACTIVE - ANKLE)									
11/25	at Jac.	L			(INACTIVE - ANKLE)									
12/2	at Was.	W			(INACTIVE - ANKLE)									
12/9	Mia.	W	1/1	23	107	4.7	11	0	0	0	-	-	0	107
12/16	at Cle.	L	1/1	21	82	3.9	29	0	0	0	-	-	0	82
12/23	NYG	L	1/1	18	70	3.9	28	1	2	42	21.0	30	0	112
12/30	at Phi.	L	1/1	22	105	4.8	56	0	1	22	22.0	22	0	127
Totals			13/13	280	1,115	4.0	56t	7	18	184	10.2	30	0	1,299



KHALIL MACK

52

DEFENSIVE END
6-3 | 250
BUFFALO
NFL EXP.: 5
RAIDERS EXP.: 5

ACQUIRED: D1-'14
HOMETOWN:
FORT PIERCE, FLA.
BORN: 02/22/91



TRANSACTIONS: Selected by Oakland Raiders in the first round (fifth overall) of the 2014 NFL Draft, May 8, 2014.

CAREER: Elite defender enters his fifth season with the Raiders after notching his third consecutive double-digit sack season in 2017 as well as his third consecutive Pro Bowl honor...Became the 25th player in NFL history to record 40 sacks through a player's first four years, while his 40.5 sacks place him fifth on the club's all-time sack list...Was named Defensive Player of the Year in 2016...Became the second player in franchise history (Lester Hayes, 1980) to earn the Associated Press Defensive Player of the Year Award...Was also named the Pro Football Writers of America's Defensive Player of the Year and the NFL 101 Awards' AFC Defensive Player of the Year by the Committee of 101...Named to the Associated Press All-Pro First Team in both 2015 and 2016...Became the first player in NFL history to be named to the Associated Press All-Pro First Team at two positions (defensive end and linebacker) in 2015...Named to his first Pro Bowl after finishing second in the NFL with 15 sacks in 2015...Tied a single-game franchise record with five sacks on Dec. 13, 2015 at Denver...Started all 16 games as a rookie, finishing third in voting for the Associated Press Defensive Rookie of the Year...Named to PFWA, Sports Illustrated and NFL.com All-Rookie Teams...Career totals include 64 games played with 64 starts, 327 tackles (238 solo), 40.5 sacks, nine forced fumbles, four fumble recoveries, one INT-TD and 17 passes defended.

AT A GLANCE

- Recorded his third consecutive double-digit sack season and became the 25th player in NFL history to record 40 sacks through his first four seasons.
- Named the Defensive Player of the Year by the Associated Press, Pro Football Writers of America and NFL 101 Awards by the Committee of 101 in 2016.
- Has been selected to the Pro Bowl each of the last three seasons while also being recognized as Associate Press All-Pro First Team in 2015 and 2016.
- Became the first player in NFL history to be named to the Associated Press All-Pro First Team at two positions (defensive end and linebacker) in 2015.
- Tied a single-game franchise record with five sacks on Dec. 13, 2015 at Denver.
- Named to Pro Football Writers of America, Sports Illustrated and NFL.com All-Rookie Teams.
- Is the NCAA's all-time leader with 16 forced fumbles and his 75 tackles for loss are a modern-day NCAA record.

2017: Posted yet another elite season, solidifying himself as one of the best defenders in all of football...Started all 16 games and totaled a career-high 87 tackles (65 solo), 10.5 sacks, one forced fumble, one fumble recovery and five passes defended...Named to his third straight Pro Bowl...Led the team in sacks for the third consecutive season...Was the only defensive player in the NFL to tally at least 75 tackles, 10.0 sacks, five passes defended, one forced fumble and one fumble recovery...**(9/10) at Ten:** Posted five tackles (four) and one pass defended in his season debut...Disrupted the Titans at the line of scrimmage, helping limit them to 95 rushing yards...**(9/17) vs. NYJ:** Finished the game with six tackles (three) and his first sack of the season...Brought down QB Josh McCown for a 9-yard loss in the third quarter...**(9/24) at Was.:** Was a force during the game, tallying nine tackles (seven) and posting a sack of QB Kirk Cousins, dropping him for a 9-yard loss in the first half...**(10/1) at Den.:** Dominated the line of scrimmage once again, totaling seven tackles (five) and a season-high two sacks...Brought down QB Trevor Siemian in the third quarter for a 2-yard loss...Added his second sack of the day later on in the third, dropping Siemian for a 4-yard loss...**(10/8) vs. Bal.:** Led the team with a season-high 10 tackles (six)...**(10/15) vs. LAC:** Contributed four tackles...**(10/19) vs. KC:** Added six tackles (four), a half-sack and one pass defended...Teamed up with DL Denico Autry to take down QB Alex Smith late in the fourth quarter, forcing a punt and getting the ball back to the Raiders' offense to drive down the field for the game-winning score...**(10/29) at Buf.:** Posted two tackles...**(11/5) at Mia.:** Helped limit the Dolphins to just 86 rushing yards and added five tackles in the victory...**(11/19) vs. NE:** Tallied four tackles (three) and one sack on the day...Brought down QB Tom Brady for a loss of eight yards in the first quarter...**(11/26) vs. Den.:** Recorded three tackles (two) and one sack in the victory...Disrupted Siemian for a loss of seven yards in the fourth quarter, marking his 10th career sack against the Broncos...**(12/3) vs. NYG:** Sacked the Giants' offense throughout, recording four tackles (three), one sack, one forced fumble and one fumble recovery...Late in the first half with the Giants driving, took down QB Geno Smith and simultaneously took the ball away from him, recording a forced fumble and fumble recovery on the play...**(12/10) at KC:** Posted six tackles (five), one sack and two passes defended on the afternoon...Brought down Smith for a loss of 12 yards in the second quarter...**(12/17) vs. Dal.:** Recorded six tackles (five) and posted his second multi-sack contest of the year...Brought down QB Dak Prescott for a loss of five yards in the second quarter...Took down Prescott for a loss of three yards in the third quarter...**(12/25) at Phi.:** Tallied four tackles...**(12/31) at LAC:** Posted six tackles (five) in the season finale.

2016: Turned in a dominant season and one of the most impressive seasons by a defender in franchise history...Started all 16 games and totaled 77 tackles (56 solo), 11 sacks, five forced fumbles, three fumble recoveries, one INT returned for a TD and four passes defended...Named the Associated Press Defensive Player of the Year, becoming just the second player in franchise history (Lester Hayes, 1980) to earn the prestigious award...Was also named the Pro Football Writers of America's Defensive Player of the Year and the NFL 101 Awards' AFC Defensive Player of the Year by the Committee of 101...Selected to the Pro Bowl for the second consecutive season...Named to the Associated Press All-Pro First Team and the Pro Football Writers of America's All-NFL Team...Named the AFC Defensive Player of the Month for November after posting 13 tackles (10), four sacks, two forced fumbles, two fumble recoveries, one INT-TD and two passes defended, helping the Raiders go 3-0 in the month...Earned AFC Defensive Player of the Week honors twice (Week 9 vs. Denver and Week 12 vs. Carolina)...Was also named the Castrol Edge Clutch Performer of the Week in Week 13 vs. Buffalo...Led the team in sacks for the second straight season...Also led team with three fumble recoveries...Tied an NFL record by recording a sack in eight straight games from Weeks 6-14...**(9/11) at NO:** Recorded seven tackles (six) in the comeback victory...**(9/18) vs. Atl.:** Registered four tackles (three) in the home opener...**(9/25) at Ten.:** Recorded four tackles (two)...**(10/2) at Bal.:** Logged his first sack of the 2016 season when he took down QB Joe Flacco for a 7-yard loss after applying pressure throughout the game...Finished the day with six tackles (four) in addition to his sack...**(10/9) vs. SD:** Recorded three tackles in the victory...**(10/16) vs. KC:** Notched his second sack of the season by taking down QB Alex Smith for the third time in his career, good for a 1-yard loss...Concluded his day with five tackles (four) and one sack...**(10/23) at Jac.:** Finished with three tackles (two) and one sack...Brought down QB Blake Bortles for a 7-yard loss and forced a Jaguars three-and-out...**(10/30) at TB:** Tied for the team lead in tackles with seven (six) and one forced fumble in addition to two sacks...Dropped QB Jameis Winston for a 7-yard loss in the first quarter for his first sack of the day...Continued his stellar performance

in the second half, getting to Winston for a 5-yard loss in the third quarter...**(11/6) vs. Den.:** Recorded three tackles (two), two sacks, one forced fumble, one fumble recovery and one pass defended in the victory, earning AFC Defensive Player of the Week honors...Helped limit the Denver offense to just 33 rushing yards in the game...Registered his first sack of the evening by bringing down QB Trevor Siemian for a 9-yard loss...Brought down Siemian a second time for a 9-yard loss in the fourth quarter...On the play, forced a fumble, the fifth of his career and also recovered the loose ball...**(11/21) vs. Hou.:** Talled three tackles and one sack on the night...Took down QB Brock Osweiler for a 9-yard loss on the final play of the first half...**(11/27) vs. Car.:** Turned in one of the finest defensive performances in NFL history, becoming the first player since Charles Woodson in 2009 to record a sack, interception returned for a touchdown, forced fumble and fumble recovery in the same game...Earned his second AFC Defensive Player of the Week award for his performance, his second of the month...Went on to win the AFC Defensive Player of the Month for November...Finished the game with seven tackles, two sacks, one forced fumble, one fumble recovery, one INT-TD, and one pass defended...Talled his first career INT and first career TD when he intercepted a screen pass and returned it six yards for the score...On the Panthers' final offensive play of the game, forced and recovered a fumble to seal the victory...**(12/4) vs. Buf.:** Recorded seven tackles (four), one sack, one forced fumble, one fumble recovery and one pass defended...Disrupted QB Tyrod Taylor's arm on a throw that forced a Raiders INT...Sealed the game late in the fourth quarter by recording a sack-fumble of Taylor and recovering the loose ball...**(12/8) at KC:** Posted six tackles (four), one sack and one forced fumble...Recorded a sack-fumble for the third consecutive game...Marked his eighth straight game with a sack, tying an NFL single-season record...**(12/18) at SD:** Notched six tackles on the day, helping the Raiders clinch their first postseason berth since 2002...**(1/1/17) at Den.:** Tied a season high with seven tackles (five) and one pass defended...**Postseason: (1/7/17) at Hou.:** Made his postseason debut, registering six tackles (four).

2015: Started all 16 games, blossoming into one of the league's elite defenders and earning his first career Pro Bowl selection...Became the first player in NFL history to be named to the Associated Press All-Pro First Team at two positions (defensive end and linebacker)...Finished second in the NFL with 15 sacks, falling just one sack short of the Raiders' franchise record...Posted 10 sacks over a four-game stretch from Weeks 12-15...Recorded four multiple-sack games...Credited with 79 tackles (58 solo), four passes defended and two forced fumbles on the year...**(9/13) vs. Cin.:** Started at defensive end and was credited with two tackles (one)...**(9/20) vs. Bal.:** Notched two solo tackles...**(9/27) at Cle.:** Posted second career two-sack game, getting to QB Josh McCown twice on a fourth-quarter series...Sacked McCown for a 7-yard loss before dropping the quarterback again and forcing a fumble on a third-and-10 play...Totalled three tackles (two)...**(10/4) at Chi.:** Notched third sack of the season, getting to QB Jay Cutler for a 1-yard loss on the game's final drive...Also posted four tackles (three) and one pass defended...**(10/11) vs. Den.:** Talled five tackles (four)...**(10/25) at SD:** Credited with three solo tackles and one pass defended...**(11/1) vs. NYJ:** Enjoyed a standout performance, posting five tackles (three) and his fourth sack of the season...Sacked QB Geno Smith for an 11-yard loss in the fourth quarter...**(11/8) at Pit.:** Notched two tackles (one)...**(11/15) vs. Min.:** Notched fifth sack of the season with a 6-yard stop of QB Teddy Bridgewater on a third-and-13 play in the second quarter...Credited with four tackles (two)...**(11/22) at Det.:** Led team with eight solo tackles...**(11/29) at Ten.:** Notched his second multiple-sack game of the season...Dropped QB Marcus Mariota for a 6-yard loss on a third-and-9 play in the second quarter...Got to Mariota for a 7-yard loss in the third quarter...Credited with five tackles (three)...**(12/6) vs. KC:** Posted another standout performance, totaling eight tackles (seven) and two sacks...Was a part of three total sacks, earning two half-sacks...Became the first Raider with back-to-back multiple-sack

games since DE Derrick Burgess in 2006...Dropped QB Alex Smith for a 5-yard loss on a third-and-4 play...Cleaned up a sack initiated by LB Ben Heeney later in the same period, getting to Smith for a 7-yard loss and forcing a punt...Dropped Smith for a 3-yard loss along with DT Dan Williams in the third quarter...**(12/13) at Den.:** Enjoyed a career performance, tying the franchise record with five sacks, matching a mark set by Pro Football Hall of Famer Howie Long in 1983...Named AFC Defensive Player of the Week...All five sacks came in the second half...Became just the fifth player since sacks became an official statistic in 1982 to record five sacks and one forced fumble in a game and the first since LB Aldon Smith did so with the 49ers in 2012...Posted multiple sacks in the third straight game, the first in the NFL to do so on the season...Forced a fumble in the end zone that led to a safety...Sacked QB Brock Osweiler in the end zone in the third quarter, forcing a fumble with his other hand, leading to the Raiders' first safety since the 2011 season...Capped his outstanding day by dropping Osweiler for a fifth time on Denver's last offensive possession...Finished with nine tackles (six)...**(12/20) vs. GB:** Recorded a sack for the fourth straight game, dropping QB Aaron Rodgers for a 5-yard loss on a third-and-8 play in the first quarter...Also posted two solo tackles...**(12/24) vs. SD:** Racked up seven tackles (four)...Added a pass defended on a batted ball...**(1/3/16) at KC:** Capped an outstanding sophomore season by posting a season-high 10 tackles (seven).



2014: Dominant rookie started all 16 games, totaling 84 tackles (59 solo), four sacks, one forced fumble and four passes defended...Finished third in voting for the Associated Press Defensive Rookie of the Year Award...Selected to the Pro Football Writers of America, Sports Illustrated and NFL.com All-Rookie Teams...Only rookie named to the USA Football All-Fundamentals Team, which honors 26 NFL players who exhibit exemplary football techniques for young players to emulate...Became just the third rookie linebacker in Raiders history to start all 16 games, following Matt Millen (1980) and current General Manager Reggie McKenzie (1985)...**(9/7) at NYJ:** Started at strong-side linebacker in NFL debut...Posted six tackles (five)...**(9/14) vs. Hou.:** Credited with six tackles (four) and one pass defended...**(9/21) at NE:** Made an impact on defense, recording six tackles (three)...**(9/28) vs. Mia.:** Racked up five solo tackles...**(10/12) vs. SD:** Totaled three solo tackles...**(10/19) vs. Ari.:** Led team and set a career high with 11 tackles (10)...**(10/26) at Cle.:** Enjoyed a standout performance, posting eight solo tackles and one pass defended...Helped limit the NFL's then-sixth-ranked rushing offense to just 1.6 yards per carry...**(11/2) at Sea.:** Consistently impacted the Seahawks' passing game and notched six tackles (two)...**(11/9) vs. Den.:** Recorded first career forced fumble, stripping RB Juwan Thompson in the fourth quarter...Also posted three tackles (two) and batted one pass from QB Peyton Manning...**(11/16) at SD:** Effective in the pass rush, notching his first career sack in addition to five tackles (four)...Got to QB Philip Rivers for a 5-yard loss on a third-and-6 play, forcing a fourth-quarter punt...**(11/20) vs. KC:** Credited with five tackles (three) in the team's victory...Pressured QB Alex Smith on a late fourth-quarter play, forcing an incompletion and helping to close out the win...**(12/7) vs. SF:** Posted first career multiple-sack game, getting to QB Colin Kaepernick twice in the fourth quarter...Dropped Kaepernick for a 5-yard loss on a first-down play, then closed out the win with a 9-yard sack on the game's final play from scrimmage...Credited with four tackles (two)...**(12/14) at KC:** Credited with eight tackles (three)...**(12/21) vs. Buf.:** Put forth a dominant effort, helping limit Buffalo to just 13 yards on the ground, tied for the third lowest yardage total allowed in franchise history...Posted five tackles (two) and one sack in the win...Dropped QB Kyle Orton for a 10-yard loss on a third-down play in the third quarter...**(12/28) at Den.:** Posted two solo tackles despite nursing a hamstring injury suffered the previous week.

COLLEGE: Played four years at Buffalo, starting all 48 games in which he appeared...Totaled 327 tackles (186 solo), 28.5 sacks, 75 tackles for loss, 16 forced fumbles, three fumble recoveries, four INTs, 21 passes defended and 31 quarterback pressures...Recorded two TDs on INT returns...His 16 forced fumbles are an NCAA record, topping the previous record of 14...His 75 tackles for loss tied the NCAA modern-day record (since the 2000 season)...His 28.5 sacks are also a school record...Started all 13 games as a senior, leading the Bulls in tackles (100), tackles for loss (19), sacks (10.5), INTs (three) and forced fumbles (five)...Earned first-team All-MAC honors for the third straight season...Was named the MAC Defensive Player of the Year and was awarded the Jack Lambert Award...Finished second in the voting for the Butkus Award...Named MAC East Defensive Player of the Week three times...Led the team with 94 tackles, 21 tackles for loss added eight sacks and four forced fumbles...Garnered first-team All-MAC honors for the second straight season...Was twice named MAC East Defensive Player of the Week...Sports Illustrated's honorable mention All-American...Started all 12 games as a sophomore, leading the team in sacks (5.5), tackles for loss (20.5) and forced fumbles (five)...Added 65 tackles...Earned first-team All-MAC honors...Tabbed by Sports Illustrated as an honorable mention All-American...Started 12 games as a freshman, totaling 68 tackles and recording team highs in both sacks (4.5) and tackles for losses (14.5)...Named to Phil Steele's All-MAC Third Team...Redshirted in his first season in 2009...Majored in general studies.

PERSONAL: Attended Westwood High School in Fort Pierce, Fla. ...Named first-team all-area and third-team all-state selection and helped lead the Panthers to the district title as a senior...Recorded 140 tackles with nine sacks, three forced fumbles and two fumble recoveries...Didn't play football until junior year of high school...While with the Silver and Black, has engaged with the community in events such as the Raiders prom, hosted at the team's facility for children at the UCSF Benioff Children's Hospital, while also visiting children at the hospital itself...Name is pronounced KAH-lee.

ADDITIONAL STATISTICS: TOUCHDOWNS: 1, 11/27/16 vs. Car., 6-yard INT return.

SINGLE-GAME HIGHS: TACKLES: Total – 11, 10/19/14 vs. Ari. Solo – 10, 10/19/14 vs. Ari. Sacks – 5, 12/13/15 at Den. Forced fumbles – 1, nine times; last: 12/3/17 vs. NYG. Interceptions – 1, 11/27/16 vs. Car. Passes defended – 2, 12/10/17 at KC.

KHALIL MACK'S CAREER STATISTICS

Year	Team	GP	GS	TACKLES					Yds.	INTERCEPTIONS					FUMBLES		
				Total	Solo	Asst.	Sacks			No.	Yds.	Lg.	TD	PD	FF	FR	Yds.
2014	Oakland	16	16	84	59	25	4.0	29.0		0	0	-	0	4	1	0	0
2015	Oakland	16	16	79	58	21	15.0	89.0		0	0	-	0	4	2	0	0
2016	Oakland	16	16	77	56	21	11.0	75.0		1	6	6t	1	4	5	3	0
2017	Oakland	16	16	87	65	22	10.5	75.5		0	0	-	0	5	1	1	0
Totals		64	64	327	238	89	40.5	268.5		1	6	6t	1	17	9	4	0
POSTSEASON																	
2016	Oakland	1	1	6	4	2	0.0	0.0		0	0	-	0	0	0	0	0
Totals		1	1	6	4	2	0.0	0.0		0	0	-	0	0	0	0	0

**KHALIL MACK GAME-BY-GAME
2017, OAKLAND (6-10)**

Date	Opp.	W/L	GP/GS	TACKLES					Yds.	INTERCEPTIONS					FUMBLES		
				Total	Solo	Asst.	Sacks			No.	Yds.	Lg.	TD	PD	FF	FR	Yds.
9/10	at Ten.	W	1/1	5	4	1	0.0	0.0	0.0	0	0	-	0	1	0	0	0
9/17	NYJ	W	1/1	6	3	3	1.0	9.0	9.0	0	0	-	0	0	0	0	0
9/24	at Was.	L	1/1	9	7	2	1.0	9.0	9.0	0	0	-	0	0	0	0	0
10/1	at Den.	L	1/1	7	5	2	2.0	10.0	10.0	0	0	-	0	0	0	0	0
10/8	Bal.	L	1/1	10	6	4	0.0	0.0	0.0	0	0	-	0	0	0	0	0
10/15	LAC	L	1/1	4	4	0	0.0	0.0	0.0	0	0	-	0	0	0	0	0
10/19	KC	W	1/1	6	4	2	0.5	5.5	5.5	0	0	-	0	1	0	0	0
10/29	at Buf.	L	1/1	2	2	0	0.0	0.0	0.0	0	0	-	0	0	0	0	0
11/5	at Mia.	W	1/1	5	3	2	0.0	0.0	0.0	0	0	-	0	0	0	0	0
11/19	NE	L	1/1	4	3	1	1.0	8.0	8.0	0	0	-	0	0	0	0	0
11/26	Den.	W	1/1	3	2	1	1.0	7.0	7.0	0	0	-	0	1	0	0	0
12/3	NYG	W	1/1	4	3	1	1.0	7.0	7.0	0	0	-	0	0	1	1	0
12/10	at KC	L	1/1	6	5	1	1.0	12.0	12.0	0	0	-	0	2	0	0	0
12/17	Dal.	L	1/1	6	5	1	2.0	8.0	8.0	0	0	-	0	0	0	0	0
12/25	at Phi.	L	1/1	4	4	0	0.0	0.0	0.0	0	0	-	0	0	0	0	0
12/31	at LAC	L	1/1	6	5	1	0.0	0.0	0.0	0	0	-	0	0	0	0	0
Totals			16/16	87	65	22	10.5	75.5		0	0	-	0	5	1	1	0

2016, OAKLAND (12-4)


Date	Opp.	W/L	GP/GS	TACKLES					Yds.	INTERCEPTIONS					FUMBLES		
				Total	Solo	Asst.	Sacks			No.	Yds.	Lg.	TD	PD	FF	FR	Yds.
9/11	at NO	W	1/1	7	6	1	0.0	0.0	0.0	0	0	-	0	0	0	0	0
9/18	Atl.	L	1/1	4	3	1	0.0	0.0	0.0	0	0	-	0	0	0	0	0
9/25	at Ten.	W	1/1	4	2	2	0.0	0.0	0.0	0	0	-	0	0	0	0	0
10/2	at Bal.	W	1/1	2	1	1	1.0	7.0	7.0	0	0	-	0	0	0	0	0
10/9	SD	W	1/1	3	3	0	0.0	0.0	0.0	0	0	-	0	0	0	0	0
10/16	KC	L	1/1	5	4	1	1.0	1.0	1.0	0	0	-	0	0	0	0	0
10/23	at Jac.	W	1/1	3	2	1	1.0	7.0	7.0	0	0	-	0	0	0	0	0
10/30	at TB	W	1/1	7	6	1	2.0	12.0	12.0	0	0	-	0	0	1	0	0
11/6	Den.	W	1/1	3	2	1	2.0	17.0	17.0	0	0	-	0	1	1	1	0
11/21	Hou.	W	1/1	3	3	0	1.0	9.0	9.0	0	0	-	0	0	0	0	0
11/27	Car.	W	1/1	7	5	2	1.0	11.0	11.0	1	6	6t	1	1	1	1	0
12/4	Buf.	W	1/1	7	4	3	1.0	5.0	5.0	0	0	-	0	1	1	1	0
12/8	at KC	L	1/1	6	4	2	1.0	6.0	6.0	0	0	-	0	0	1	0	0
12/18	at SD	W	1/1	6	3	3	0.0	0.0	0.0	0	0	-	0	0	0	0	0
12/24	Ind.	W	1/1	3	3	0	0.0	0.0	0.0	0	0	-	0	0	0	0	0
1/1/17	at Den.	L	1/1	7	5	2	0.0	0.0	0.0	0	0	-	0	1	0	0	0
Totals			16/16	77	56	21	11.0	75.0		1	6	6t	1	4	5	3	0
POSTSEASON																	
1/7/17	at Hou.	L	1/1	6	4	2	0.0	0.0	0.0	0	0	-	0	0	0	0	0

KHALIL MACK GAME-BY-GAME
2015, OAKLAND (7-9)

Date	Opp.	W/L	GP/GS	TACKLES					INTERCEPTIONS					FUMBLES		
				Total	Solo	Asst.	Sacks	Yds.	No.	Yds.	Lg.	TD	PD	FF	FR	Yds.
9/13	Cin.	L	1/1	2	1	1	0.0	0.0	0	0	-	0	0	0	0	0
9/20	Bal.	W	1/1	2	2	0	0.0	0.0	0	0	-	0	0	0	0	0
9/27	at Cle.	W	1/1	3	2	1	2.0	11.0	0	0	-	0	0	1	0	0
10/4	at Chi.	L	1/1	4	3	1	1.0	1.0	0	0	-	0	1	0	0	0
10/11	Den.	L	1/1	5	4	1	0.0	0.0	0	0	-	0	0	0	0	0
10/25	at SD	W	1/1	3	3	0	0.0	0.0	0	0	-	0	1	0	0	0
11/1	NYJ	W	1/1	5	3	2	1.0	11.0	0	0	-	0	1	0	0	0
11/8	at Pit.	L	1/1	2	1	1	0.0	0.0	0	0	-	0	0	0	0	0
11/15	Min.	L	1/1	4	2	2	1.0	6.0	0	0	-	0	0	0	0	0
11/22	at Det.	L	1/1	8	8	0	0.0	0.0	0	0	-	0	0	0	0	0
11/29	at Ten.	W	1/1	5	3	2	2.0	13.0	0	0	-	0	0	0	0	0
12/6	KC	L	1/1	8	7	1	2.0	10.0	0	0	-	0	0	0	0	0
12/13	at Den.	W	1/1	9	6	3	5.0	32.0	0	0	-	0	0	1	0	0
12/20	GB	L	1/1	2	2	0	1.0	5.0	0	0	-	0	0	0	0	0
12/24	SD	W	1/1	7	4	3	0.0	0.0	0	0	-	0	1	0	0	0
1/3/16	at KC	L	1/1	10	7	3	0.0	0.0	0	0	-	0	0	0	0	0
Totals			16/16	79	58	21	15.0	89.0	0	0	-	0	4	2	0	0

2014, OAKLAND (3-13)

Date	Opp.	W/L	GP/GS	TACKLES					INTERCEPTIONS					FUMBLES		
				Total	Solo	Asst.	Sacks	Yds.	No.	Yds.	Lg.	TD	PD	FF	FR	Yds.
9/7	at NYJ	L	1/1	6	5	1	0.0	0.0	0	0	-	0	0	0	0	0
9/14	Hou.	L	1/1	6	4	2	0.0	0.0	0	0	-	0	1	0	0	0
9/21	at NE	L	1/1	6	3	3	0.0	0.0	0	0	-	0	0	0	0	0
9/28	Mia.	L	1/1	5	5	0	0.0	0.0	0	0	-	0	0	0	0	0
10/12	SD	L	1/1	3	3	0	0.0	0.0	0	0	-	0	0	0	0	0
10/19	Ari.	L	1/1	11	10	1	0.0	0.0	0	0	-	0	0	0	0	0
10/26	at Cle.	L	1/1	8	8	0	0.0	0.0	0	0	-	0	1	0	0	0
11/2	at Sea.	L	1/1	6	2	4	0.0	0.0	0	0	-	0	0	0	0	0
11/9	Den.	L	1/1	3	2	1	0.0	0.0	0	0	-	0	1	1	0	0
11/16	at SD	L	1/1	5	4	1	1.0	5.0	0	0	-	0	0	0	0	0
11/20	KC	W	1/1	5	3	2	0.0	0.0	0	0	-	0	0	0	0	0
11/30	at StL.	L	1/1	1	1	0	0.0	0.0	0	0	-	0	0	0	0	0
12/7	SF	W	1/1	4	2	2	2.0	14.0	0	0	-	0	0	0	0	0
12/14	at KC	L	1/1	8	3	5	0.0	0.0	0	0	-	0	1	0	0	0
12/21	Buf.	W	1/1	5	2	3	1.0	10.0	0	0	-	0	0	0	0	0
12/28	at Den.	L	1/1	2	2	0	0.0	0.0	0	0	-	0	0	0	0	0
Totals			16/16	84	59	25	4.0	29.0	0	0	-	0	4	1	0	0



EJ MANUEL

QUARTERBACK
6-4 | 237
FLORIDA STATE
NFL EXP.: 6
RAIDERS EXP.: 2

ACQUIRED: UFA-'17 (Buf)
HOMETOWN:
VIRGINIA BEACH, VA.
BORN: 03/19/90

3



TRANSACTIONS: Selected by Buffalo Bills in the first round (16th overall) of the 2013 NFL Draft, April 25, 2013...Signed by Oakland Raiders as an unrestricted free agent, March 20, 2017...Re-signed by Raiders as an unrestricted free agent, March 22, 2018.

CAREER: Veteran quarterback enters his sixth NFL season, second with the Raiders...A former first-round pick, career totals include 30 games played with 18 starts, 3,767 passing yards on 343-of-590 passing with 20 TDs, 16 INTs and a 77.1 passer rating...Started all 10 games in which he played as a rookie, winning the job out of training camp...Set Bills franchise rookie records for most passing TDs (11) and completions (180) in a season...Was just the third quarterback selected by Buffalo in the first round of an NFL Draft.

2017: Played in two games with one start as the Raiders' backup quarterback...Finished with 265 passing yards on 24-of-43 attempts with one TD against one INT for a passer rating of 72.3...Rushed twice for 15 yards with a 10-yard long...**(10/1)** at Den.: Entered the game with 4:18 left in the third quarter after QB Derek Carr suffered a back injury...Led the team down the field on a 9-play, 73-yard scoring drive culminating in a 38-yard FG by K Giorgio Tavecchio in his first, full offensive series...Finished the day with completing 11-of-17 attempts for 106 yards...**(10/8)** vs. Bal.: Started his first game for the Silver and Black, completing 13-of-26 passing for 159 yards and one TD, earning a passer rating of 82.1...Completed a 41-yard pass to WR Michael Crabtree for his first TD pass as a Raider...Ended the first half of play with a passer rating of 133.8, good for the second-best first-half passer rating of his career.

2016 (with Buf.): Appeared in six games with one start on the year, serving primarily as the team's backup quarterback...Totalled 131 passing yards on 11-of-26 passing and a 58.3 quarterback rating...**(9/15)** vs. NYJ: Saw action in relief of QB Tyrod Taylor, completing one pass for 10 yards and posting two rushes for two yards...**(10/16)** vs. SF: Saw action as a backup, rushing three times for 11 yards...**(10/30)** vs. NE: Saw action in relief and completed one pass for 35 yards...Also completed a successful two-point conversion...**(1/1/17)** at NYJ: Made his first start of the season, throwing for 86 yards on 9-of-20 passing...Added two rushes for eight yards.

2015 (with Buf.): Played in seven games with two starts, serving primarily as the backup quarterback to QB Tyrod Taylor...Made two starts when Taylor was forced out of the lineup due to injury...Totalled 561 passing yards on 52-of-84 passing with three TDs and three INTs for a passer rating of 81.7...**(9/27)** at Mia.: Entered the game in the fourth quarter but did not throw a pass...**(10/11)** at Ten.: Appeared on one snap, replacing an injured Taylor...**(10/18)** vs. Cin.: Made his first start of the season, throwing for 263 yards on 28-of-42 passing with one TD and one INT for a quarterback rating of 81.7...Added six rushes for 22 yards and one TD...**(10/25)** at Jac.: Completed 24-of-42 passing for a career-high 298 yards, adding two TDs and two INTs for a passer rating of 75.3...Added 38 rushing yards on eight attempts...**(12/20)** at Was.: Saw action in relief of Taylor and posted two rushes for six yards.

2014 (with Buf.): Played in five games with four starts in his second season...Threw for 838 yards on 76-of-131 passing with five TDs and three INTs for an 80.3 quarterback rating...Did not play in 11 contests...**(9/7)** at Chi.: Completed a career-high 72 percent of his passes, throwing for 173 yards on 16-of-22 passes with one TD and one INT for a 105.5 quarterback rating in the season-opening victory...Led the team on a seven-play, 69-yard game-winning drive in overtime that culminated in a FG...Completed a career-best nine consecutive passes in the first half...Added six rushes for 19 yards and one TD on the ground...**(9/14)** vs. Mia.: Posted a 96.8 quarterback rating after completing 16-of-26 passes for 202 yards and one TD in the victory...**(9/21)** vs. SD: Completed 23-of-39 passes for 238 yards and one TD for a passer rating of 85.2...Added five rushes for 24 yards...**(9/28)** at Hou.: Threw for 225 yards on 21-of-44 passing with two TDs and two INTs...Completed a career-long 80-yard TD pass to WR Mike Williams.

2013 (with Buf.): Played in 10 games and made 10 starts as a rookie, setting franchise rookie records for most passing TDs (11) and completions (180) in a season...Earned the nod as the team's starting quarterback on opening day...**(9/8)** vs. NE: Made his NFL debut and first career start, throwing for 150 yards on 18-of-27 passing with two TDs...Added 23 rushing yards...**(9/15)** vs. Car.: Earned his first career win as a pro, leading the team to a game-winning TD drive in the fourth quarter...Orchestrated a nine-play, 80-yard TD drive in 1:36 (leaving just 0:02 left in the game), culminating in a TD pass to WR Stevie Jonson to give the Bills the victory...Finished the day with 296 passing yards on 27-of-39 passing with one TD and one INT...**(9/22)** at NYJ: Attempted a season-high 42 passes, completing 19, for 243 yards and one TD...Added a successful two-point conversion...Finished with 40 rushing yards on six attempts...**(9/29)** vs. Bal.: Completed 10-of-22 passes for 167 yards with one TD and two INTs in the victory...Threw a 42-yard TD pass for WR Robert Woods in the contest...**(10/3)** at Cle.: Threw for 129 yards on 11-of-20 passing and added one rush for 14 yards before leaving the game in the second half due to injury...**(11/10)** at Pit.: Returned to action after missing four games with a knee injury...Completed 22-of-39 passes for 155 yards with one TD and one INT...**(11/17)** vs. NYJ: Threw for 245 yards on 20-of-28 passing with two TDs for a career-high 121.9 passer rating...**(12/1)** vs. Atl.: Finished the game with 210 passing yards on 18-of-32 passing and one TD for a passer rating of 86.7...Scored the first rushing TD of his career on a 1-yard rush...**(12/8)** at TB: Completed 18-of-33 attempts for 184 yards...Added 29 rushing yards on five attempts...**(12/15)** at Jac.: Threw for 193 yards on 17-of-24 passing with two TDs...Added his second rushing TD of the year, scoring from eight yards out.

COLLEGE: Played in 43 games with 31 starts over four seasons at Florida State, leaving school as one of the most productive quarterbacks in program history...Led the Seminoles to a 25-6 record as the starter...His 25 wins were the third most in school history...Became just the second quarterback in FBS history to win four straight bowl games...Ranked as Florida State's all-time leader in completion percentage at 66.9 percent...Ranks in the top five in school history in passing yards (7,736), completions

(600), and attempts (897)...Also tied for seventh all-time with 47 career TD passes...Led the Seminoles to a 12-2 record as a senior, completing 263-of-387 attempts for 3,392 yards and 23 TDs with only 10 INTs...In his first full year as a starter as a junior in 2011, threw for 2,666 yards on 203-of-311 (65.3 percent) passing with 18 TDs and just eight INTs...Led FSU to a 4-2 record as a starter as a sophomore in 2010, throwing for 861 yards on 65-of-93 passing...Started four games as a redshirt freshman due to injury...Was named the MVP of the Gator Bowl...Redshirted as a true freshman.

PERSONAL: Attended Bayside High School in Virginia Beach, Va. ...Rated the No. 2 quarterback in the country as a high school senior by multiple recruiting outlets...Earned Parade All-American honors and was a member of the PrepStar Dream Team...Participated in the Under Armour All-Star game...Accounted for nearly 7,400 yards and 68 TDs in his high school career...Earned All-Tidewater district honors and was a Group AAA second-team All-State selection.

SINGLE-GAME HIGHS: PASSING: Attempts – 44, 9/28/14 at Hou. Completions – 28, 10/18/15 vs. Cin. Yards – 298, 10/25/15 at Jac. Long – 80t, 9/28/14 at Hou. Touchdowns – 2, five times; last: 10/25/15 at Jac. Interceptions – 4, 12/8/13 at TB. Rating – 121.9, 11/17/13 vs. NYJ. RUSHING: Attempts – 11, 9/29/13 vs. Bal. Yards – 40, 9/22/13 at NYJ. Long – 19, two times; last: 9/22/13. Touchdowns – 1, four times; last: 10/18/15 vs. Cin.

BJ MANUEL'S CAREER STATISTICS

Year	Team	GP GS		PASSING										RUSHING				
				Att.	Cmp.	Yds.	Pct.	Yds./Att.	TD	INT	Lg.	Sk./Lst.	Rtng.	Att.	Yds.	Avg.	Lg.	TD
2013	Buffalo	10	10	306	180	1,972	58.8	6.4	11	9	45	28/159	77.7	53	186	3.5	19	2
2014	Buffalo	5	4	131	76	838	58.0	6.4	5	3	80t	6/44	80.3	16	52	3.3	8	1
2015	Buffalo	7	2	84	52	561	61.9	6.7	3	3	58t	6/45	78.5	17	64	3.8	16	1
2016	Buffalo	6	1	26	11	131	42.3	5.0	0	0	35	3/20	58.3	8	22	2.8	8	0
2017	Oakland	2	1	43	24	265	55.8	6.2	1	1	41t	4/29	72.3	2	15	7.5	10	0
Totals		30	18	590	343	3,767	58.1	6.4	20	16	80t	47/297	77.1	96	339	3.5	19	4

BJ MANUEL GAME-BY-GAME

2017, OAKLAND (6-10)

Date	Opp.	W/L	GP/GS	PASSING										RUSHING				
				Att.	Cmp.	Yds.	Pct.	Yds./Att.	TD	INT	Lg.	Sk./Lst.	Rtng.	Att.	Yds.	Avg.	Lg.	TD
9/10	at Ten.	W						(DID NOT PLAY)										
9/17	NYJ	W						(DID NOT PLAY)										
9/24	at Was.	L						(DID NOT PLAY)										
10/1	at Den.	L	1/0	17	11	106	64.7	6.2	0	1	28	1/7	57.5	0	0	-	-	0
10/8	Bal.	L	1/1	26	13	159	50.0	6.1	1	0	41t	3/22	82.1	2	15	7.5	10	0
10/15	LAC	L						(DID NOT PLAY)										
10/19	KC	W						(DID NOT PLAY)										
10/29	at Buf.	L						(DID NOT PLAY)										
11/5	at Mia.	W						(DID NOT PLAY)										
11/19	NE	L						(DID NOT PLAY)										
11/26	Den.	W						(DID NOT PLAY)										
12/3	NYG	W						(DID NOT PLAY)										
12/10	at KC	L						(DID NOT PLAY)										
12/17	Dal.	L						(DID NOT PLAY)										
12/25	at Phi.	L						(DID NOT PLAY)										
12/31	at LAC	L						(DID NOT PLAY)										
Totals			2/1	43	24	265	55.8	6.2	1	1	41t	4/29	72.3	2	15	7.5	10	0

2016, BUFFALO (7-9)

Date	Opp.	W/L	GP/GS	PASSING										RUSHING				
				Att.	Cmp.	Yds.	Pct.	Yds./Att.	TD	INT	Lg.	Sk./Lst.	Rtng.	Att.	Yds.	Avg.	Lg.	TD
9/11	at Bal.	L						(DID NOT PLAY)										
9/15	NYJ	L	1/0	1	1	10	100.0	10.0	0	0	10	0/0	108.3	2	2	1.0	2	0
9/25	Ari.	W						(DID NOT PLAY)										
10/2	at NE	W						(DID NOT PLAY)										
10/9	at LA	W						(DID NOT PLAY)										
10/16	SF	W	1/0	2	0	0	0.0	0.0	0	0	-	0/0	39.6	3	11	3.7	8	0
10/23	at Mia.	L						(DID NOT PLAY)										
10/30	NE	L	1/0	2	1	35	50.0	17.5	0	0	35	1/2	95.8	0	0	-	-	0
11/7	at Sea.	L						(DID NOT PLAY)										
11/20	at Cin.	W						(DID NOT PLAY)										
11/27	Jac.	W						(DID NOT PLAY)										
12/4	at Oak.	L	1/0	0	0	0	-	-	0	0	-	0/0	-	0	0	-	-	0
12/11	Pit.	L						(DID NOT PLAY)										
12/18	Cle.	W	1/0	1	0	0	0.0	0.0	0	0	-	0/0	0.0	1	1	1.0	1	0
12/24	Mia.	L						(DID NOT PLAY)										
1/1/17	at NYJ	L	1/1	20	9	86	45.0	4.3	0	0	16	2/18	57.5	2	8	4.0	6	0
Totals			6/1	26	11	131	42.3	5.0	0	0	35	3/20	58.3	8	22	2.8	8	0

EJ MANUEL GAME-BY-GAME

2015, BUFFALO (8-8)

Date	Opp.	W/L	GP/GS	Att.	Cmp.	Yds.	PASSING							RUSHING					
							Pct.	Yds./Att.	TD	INT	Lg.	Sk./Lst.	Rtng.	Att.	Yds.	Avg.	Lg.	TD	
9/13	Ind.	W																	
9/20	NE	L																	
9/27	at Mia.	W	1/0	0	0	0	-	-	0	0	-	0/0	-		1	-2	-2.0	-2	0
10/4	NYG	L																	
10/11	at Ten.	W	1/0	0	0	0	-	-	0	0	-	0/0	-		0	0	-	-	0
10/18	Cin.	L	1/1	42	28	263	66.7	6.3	1	1	23	2/7	81.7		6	22	3.7	16	1
10/25	at Jac.	L	1/1	42	24	298	57.1	7.1	2	2	58t	4/38	75.3		8	38	4.8	12	0
11/8	Mia.	W																	
11/12	at NYJ	W																	
11/23	at NE	L																	
11/29	at KC	L																	
12/6	Hou.	W																	
12/13	at Phi.	L	1/0	0	0	0	-	-	0	0	-	0/0	-		0	0	-	-	0
12/20	at Was.	L	1/0	0	0	0	-	-	0	0	-	0/0	-		2	6	3.0	7	0
12/27	Dal.	W																	
1/3/16	NYJ	W	1/0	0	0	0	-	-	0	0	-	0/0	-		0	0	-	-	0
Totals			7/2	84	52	561	61.9	6.7	3	3	58t	6/45	78.5		17	64	3.8	16	1

2014, BUFFALO (9-7)

Date	Opp.	W/L	GP/GS	Att.	Cmp.	Yds.	PASSING							Rtng.	RUSHING				
							Pct.	Yds./Att.	TD	INT	Lg.	Sk./Lst.	Att.		Yds.	Avg.	Lg.	TD	
9/7	at Chi.	W	1/1	22	16	173	72.7	7.9	1	1	32	1/6	91.7	6	19	3.2	8	1	
9/14	Mia.	W	1/1	26	16	202	61.5	7.8	1	0	30	0/0	98.6	4	6	1.5	4	0	
9/21	SD	L	1/1	39	23	238	59.0	6.1	1	0	37	3/33	85.2	5	24	4.8	8	1	
9/28	at Hou.	L	1/1	44	21	225	47.7	5.1	2	2	80t	2/5	59.4	1	3	3.0	3	0	
10/5	at Det.	W					(DID NOT PLAY)												
10/12	NE	L					(DID NOT PLAY)												
10/19	Min.	W					(DID NOT PLAY)												
10/26	at NYJ	W					(DID NOT PLAY)												
11/9	KC	L					(DID NOT PLAY)												
11/13	at Mia.	L					(DID NOT PLAY)												
11/24	NYJ	W	1/0	0	0	0	-	-	0	0	-	0/0	-	0	0	-	-	0	
11/30	Cle.	W					(DID NOT PLAY)												
12/7	at Den.	L					(DID NOT PLAY)												
12/14	GB	W					(DID NOT PLAY)												
12/21	at Oak.	L					(DID NOT PLAY)												
12/28	at NE	W					(DID NOT PLAY)												
Totals			5/4	131	76	838	58.0	6.4	5	3	80t	6/44	80.3	16	52	3.3	8	2	

2013, BUFFALO (6-10)

Date	Opp.	W/L	GP/GS	Att.	Cmp.	Yds.	PASSING							Rtng.	RUSHING				
							Pct.	Yds./Att.	TD	INT	Lg.	Sk./Lst.	Att.		Yds.	Avg.	Lg.	TD	
9/8	NE	L	1/1	27	18	150	66.7	5.6	2	1	0	19	0/0	105.5	3	23	7.7	19	0
9/15	Car.	W	1/1	39	27	296	69.2	7.6	1	1	45	1/9	89.3	4	13	3.3	9	0	
9/22	at NYJ	L	1/1	42	19	243	45.2	5.8	1	0	33t	8/35	71.8	6	40	6.7	19	0	
9/29	Bal.	W	1/1	22	10	167	45.5	7.6	1	2	42t	2/20	48.9	11	1	0.1	5	0	
10/3	at Cle.	L	1/1	20	11	129	55.0	6.5	0	0	24	2/10	74.8	1	14	14.0	14	0	
10/13	Cin.	L					(INACTIVE - KNEE)												
10/20	at Mia.	W					(INACTIVE - KNEE)												
10/27	at NO	L					(INACTIVE - KNEE)												
11/3	KC	L					(INACTIVE - KNEE)												
11/10	at Pit.	L	1/1	39	22	155	56.4	4.0	1	1	23	3/23	63.5	2	17	8.5	9	0	
11/17	NYJ	W	1/1	28	20	245	71.4	8.8	2	0	43t	1/0	121.9	7	9	1.3	6	0	
12/1	Atl.	L	1/1	32	18	210	56.3	6.6	1	0	33	0/0	86.7	4	3	0.8	1t	1	
12/8	at TB	L	1/1	33	18	184	54.5	5.6	0	4	33	7/37	31.2	5	29	5.8	10	0	
12/15	at Jac.	W	1/1	24	17	193	70.8	8.0	2	1	28	4/25	105.0	10	37	3.7	12	1	
12/22	Mia.	W					(INACTIVE - KNEE)												
12/29	at NE	L					(INACTIVE - KNEE)												
Totals			10/10	306	180	1,972	58.8	6.4	11	9	45	28/159	77.7	53	186	3.5	19	2	



DOUG MARTIN

28

RUNNING BACK
5-9 | 223
BOISE STATE
NFL EXP.: 7
RAIDERS EXP.: 1

ACQUIRED: FA-'18
HOMETOWN:
STOCKTON, CALIF.
BORN: 01/13/89



TRANSACTIONS: Selected by Tampa Bay Buccaneers in the first round (31st overall) of the 2012 NFL Draft, April 26, 2012... Re-signed by Buccaneers, March 9, 2016... Released by Buccaneers, Feb. 20, 2018... Signed by Oakland Raiders as a free agent, March 15, 2018.

CAREER: Talented running back enters his seventh season in the NFL and his first with the Raiders...Has started 65-of-68 games he has played in, rushing 1,150 times for 4,633 yards and 26 TDs, with 130 receptions for 1,091 yards and two TDs...Has 11 career 100-yard rushing games, tied for second-most in Tampa Bay history...Ranks fourth in rushing yards, third in rushing TDs, fourth in scrimmage yards and tied for sixth in scrimmage TDs in Tampa Bay history...Selected to both the 2012 and 2015 Pro Bowl...Earned Associated Press All-Pro First Team honors in 2015...In 2017, played in 11 games with eight starts recording 138 rushes for 406 yards with three TDs and added nine catches for 84 yards...Started in all eight games he played in, rushing 144 times for 421 yards with three TDs, while adding 14 receptions for 134 yards in 2016...Finished second in the NFL with 1,402 rushing yards in 2015 on 288 carries with six TDs, while adding 33 receptions for 271 yards with one TD...Started all 11 games in 2014, rushing 134 times for 494 yards with two TDs, adding 13 receptions for 64 yards...In 2013, played six games and recorded 127 carries for 456 yards with one TD, while adding 12 receptions for 66 yards before being placed on the Reserve/Injured List...Started all 16 games as a rookie in 2012, setting the Buccaneers' franchise record for most rushing TDs (11) by a rookie and most yards from scrimmage (1,926) by a rookie...Finished the season with 1,454 rushing yards on 319 carries with 11 TDs and added 472 receiving yards on 49 catches with one TD.

AT A GLANCE

- Enters his first season with the Silver and Black, signing as a free agent this offseason, after spending the past six seasons with the Tampa Bay Buccaneers.
- Two-time Pro Bowler selected in 2012 and 2015 and earned All-Pro First Team honors by the Associated Press in 2015.
- Career totals include 68 games played with 65 starts, 4,633 rushing yards on 1,150 carries and 26 TDs, 130 receptions for 1,091 yards and two TDs.
- Set the franchise record for most rushing TDs by a rookie running back with 11, which also ties for the second-most in the club's history.
- Played four years at Boise State (2007-11), recording 3,431 rushing yards on 617 rushes (5.6 avg.) with 43 TDs, adding 67 receptions for 715 yards (10.7 avg.) and four TDs.

2017 (with TB): Appeared in 11 games with eight starts, rushing for 406 yards on 138 carries with three TDs...Added nine catches for 84 yards...**(10/5) vs. NE:** Recorded 13 carries for 74 yards with one TD...Also caught one reception for eight yards...**(10/15) at Ari.:** Started the game and rushed 14 times for 53 yards with one TD...Caught one reception for 11 yards...**(10/22) at Buf.:** Recorded 80 yards from scrimmage with 49 rushing and 31 receiving yards...**(10/29) vs. Car.:** Rushed for 71 yards on 18 carries...**(11/12) vs. NYJ:** Recorded a game-high 51 rushing yards...**(11/19) at Mia.:** Totaled 19 rushes for 38 yards and two receptions for six yards...**(11/26) at Atl.:** Rushed seven times for 33 yards before leaving the game with an injury...**(12/24) at Car.:** Rushed six times for seven yards.

2016 (with TB): Started in all eight games he played in, rushing 144 times for 421 yards with three TDs...Added 14 receptions for 134 yards...**(9/11) at Atl.:** Totaled 96 yards from scrimmage with 62 rushing yards and 34 receiving yards...**(9/18) at Ari.:** Recorded seven carries for 23 yards before leaving the game with a hamstring injury...**(11/13) vs. Chi.:** Returned to action, starting and rushing for 33 yards on 16 carries with one TD...Added one 13-yard reception...**(11/20) at KC:** Combined for 105 yards of offense with 63 rushing yards and 42 receiving yards...**(11/27) vs. Sea.:** Recorded a season-high 87 rushing yards...**(12/4) at SD:** Rushed for 45 yards with one reception for 23 yards...**(12/11) vs. NO:** Totaled 85 yards from scrimmage with one rushing TD...**(12/18) at Dal.:** Rushed 16 times for 42 yards.

2015 (with TB): Started all 16 games for the first time since his rookie campaign...Totaled 288 rushes for 1,402 yards (4.9 avg.) with six TDs, while adding 33 receptions for 271 yards with one TD...Earned his second Pro Bowl selection...Finished the season ranked second in the NFL in rushing yards...**(9/13) vs. Ten.:** Recorded 11 carries for 52 yards...**(9/20) at NO:** Rushed 21 times for 78 yards and caught two passes for 20 yards...**(9/27) at Hou.:** Finished with 14 carries for 46 yards...**(10/4) vs. Ari.:** Recorded 20 carries for 106 yards with one TD...Added five receptions for 37 yards...**(10/11) vs. Jac.:** Eclipsed 100 rushing yards for the second straight week, recording 123 yards on 24 attempts with two TDs...Also caught three passes for 35 yards with one TD, marking only the second time in team history that a player has recorded two rushing TDs and one receiving TD in the same game...**(10/24) at Was.:** Finished with 136 yards on 19 carries, marking his third consecutive game with at least 100 rushing yards...**(11/8) vs. NYG:** Rushed 11 times for 31 yards...**(11/15) vs. Dal.:** Recorded 63 yards on 18 rushes,



while catching four passes for 40 yards...**(11/22) at Phi.**: Recorded 27 carries for 235 yards, including 177 yards in the first half, marking the most first-half rushing yards in the NFL since 2003...Recorded a career-long 84-yard run, which also marked the longest rushing play in team history...**(11/29) at Ind.**: Finished with 14 rushes for 97 yards, bringing his season total over 1,000 rushing yards and marking his second career season with 1,000-plus yards...Became one of four players in franchise history to record multiple seasons with 1,000 rushing yards...**(12/6) vs. Atl.**: Rushed 25 times for 95 yards with one TD...Caught one pass for five yards...**(12/13) vs. NO**: Recorded 11 carries for 81 yards with one TD, while adding one reception for five yards...**(12/17) vs. Chi.**: Finished with 49 rushing yards on 17 carries, including a four-yard TD...Added one reception for six yards...**(1/3/16) at Car.**: Recorded 15 rushes for 48 yards, including seven passes for 60 yards...With 108 yards from scrimmage, finished the season with 1,673 yards from scrimmage, the second-most in a single season in team history.

2014 (with TB): Started all 11 games he appeared in, rushing 134 times for 494 yards (3.7 avg.) with two TDs, adding 13 receptions for 64 yards (4.9 avg.)...**(9/28) at Pit.**: Returned to action and rushed for 40 yards on 13 carries with one TD...Added two receptions for 16 yards...**(11/23) at Chi.**: Rushed for 27 yards...**(11/30) vs. Cin.**: Recorded 18 rushes for 58 yards with a 7-yard TD...**(12/14) at Car.**: Rushed for 96 yards on 14 attempts, with a 63-yard long...**(12/28) vs. NO**: Recorded 19 carries for 108 yards (5.7 avg.), marking his first 100-yard rushing game against New Orleans.

2013 (with TB): Played six games and recorded 127 carries for 456 yards with one TD, while adding 12 receptions for 66 yards...Placed on the Reserve/Injured List on Nov. 8...**(9/8) at NYJ**: Started in the season opener, recording 65 yards on 24 carries with one TD...**(9/15) vs. NO**: Recorded the first 100-yard rushing game of his sophomore season with 144 yards on 29 attempts.

2012 (with TB): Started all 16 games as a rookie...Recorded 1,454 rushing yards on 319 carries with 11 TDs and added 472 receiving yards on 49 catches with one TD...Set the franchise record for most rushing TDs (11) by a rookie running back, which also ties for the second-most in the club's history...Recorded 10 games with 100-plus yards from scrimmage, the most in franchise history...His 1,926 yards from scrimmage rank second in club history and finished third in the league behind only Adrian Peterson and Calvin Johnson...**(9/9) vs. Car.**: Started the season opener, rushing for 95 yards on 24 attempts and catching four receptions for 23 yards...**(9/16) at NYG**: Led the team with 20 rushes for 66 yards and recorded his first career rushing TD...**(10/14) vs. KC**: Led the team with 76 yards rushing on 13 attempts...Added 55 receiving yards with a 42-yard long...**(10/21) vs. NO**: Recorded 85 yards on 16 carries...**(10/25) at Min.**: Recorded his first career 100 yard rushing game with 106 yards on 14 rushes in the first half alone...Finished the day with 135 rushing yards with 79 receiving yards and two TDs...Became the first Buccaneer since 2001 to record a rushing and receiving TD...**(11/4) at Oak.**: Rushed for 251 yards and four TDs on 25 attempts, tying for the 10th-highest total single-game yardage in NFL history and the most in franchise history...Became the first Buccaneer to rush for four TDs in a game and second running back in NFL history to record 250-plus yards and four TDs in a game...Also became the first player in NFL history with three rushes of 45-plus yards in a single game...**(11/11) vs. SD**: Totaled 119 yards from scrimmage with 68 rushing yards and 51 receiving yards, his fifth consecutive game eclipsing 100 yards from scrimmage...**(11/18) at Car.**: Recorded his seventh consecutive game with over 100 yards from scrimmage with 161 (138 rushing and 23 receiving)...**(11/25) vs. Atl.**: Finished with two rushing TDs, breaking the franchise record for most rushing TDs by a rookie running back with nine...**(12/2) at Den.**: Recorded 98 yards from scrimmage...**(12/9) vs. Phi.**: Finished with 128 yards and one TD on 28 rushes, giving him 1,234 rushing yards on the season, the most by a rookie in franchise history...**(12/30) at Atl.**: Recorded his fifth 100-yard rushing game, finishing with 142 yards and one TD on 28 attempts.

COLLEGE: Played four years at Boise State (2007-11), appearing in 51 games with 25 starts...Recorded 3,431 rushing yards on 617 rushes with 43 TDs, adding 67 receptions for 715 yards and four TDs...Also totaled 26 kickoff returns for 739 yards with one TD...Ranks third in school history with rushing TDs (43) and total TDs (48), fifth in rushing yards (3,431) and sixth in carries (617)...Earned first-team All-Mountain West honors in 2011 and 2010...As a senior in 2011, rushed for 1,299 yards on 263 carries with 16 TDs, adding 28 receptions for 255 yards and two TDs...Ranked second in the conference and 23rd nationally with an average of 99.2 rushing yards per game...Named Boise State's Offensive Most Valuable Player his senior year...In 2010, started all 13 games at tailback, recording 201 rushes for 1,260 yards with 12 TDs...In 2009, led the team with 15 TDs and totaled 765 yards in 14 games...Added 16 tackles and one forced fumble on defense, playing cornerback for the first three games of the season...Majored in business.

PERSONAL: Attended St. Mary's High School in Stockton, Calif. ...As a senior, recorded 1,234 rushing yards on 171 carries with 14 TDs to earn the team's MVP award...As a junior, rushed 228 times for 1,950 yards with 18 TDs, earning first-team all-selection and all-area honors by the Stockton Record and All-San Joaquin honors by Comcast Sports...Also competed in track and field.

SINGLE-GAME HIGHS: RUSHING: Attempts – 29, two times; last: 9/15/13 vs. NO. Yards – 251, 11/4/12 at Oak. Long – 84, 11/22/15 at Pit. Touchdowns – 4, 11/4/12 at Oak. RECEIVING: Receptions – 7, two times; last: 1/3/16 at Car. Yards – 79, 10/25/12 at Min. Long – 64t, 10/25/12 at Min. Touchdowns – 1, two times; last: 10/11/15 vs. Jac.

DOUG MARTIN'S CAREER STATISTICS

Year	Team	RUSHING								RECEIVING					TOTAL OFFENSE
		GP	GS	Att.	Yds	Avg.	Lg.	TD	Rec.	Yds.	Avg.	Lg.	TD		
2012	Tampa Bay	16	16	319	1,454	4.6	70t	11	49	472	9.6	64t	1	1,926	
2013	Tampa Bay	6	6	127	456	3.6	28	1	12	66	5.5	13	0	522	
2014	Tampa Bay	11	11	134	494	3.7	63	2	13	64	4.9	20	0	558	
2015	Tampa Bay	16	16	288	1,402	4.9	84	6	33	271	8.2	25	1	1,673	
2016	Tampa Bay	8	8	144	421	2.9	17	3	14	134	9.6	27	0	555	
2017	Tampa Bay	11	8	138	406	2.9	27	3	9	84	9.3	17	0	490	
Totals		68	65	1,150	4,633	4.0	84	26	130	1,091	8.4	64t	2	5,724	

**DOUG MARTIN GAME-BY-GAME
2017, TAMPA BAY (5-11)**

Date	Opp.	W/L	GP/GS	Att.	RUSHING				Rec.	RECEIVING				TOTAL OFFENSE
					Yds.	Avg.	Lg.	TD		Yds.	Avg.	Lg.	TD	
9/17	Chi.	W			(RESERVE/SUSPENDED LIST)									
9/24	at Min.	L			(RESERVE/SUSPENDED LIST)									
10/1	NYG	W			(RESERVE/SUSPENDED LIST)									
10/5	NE	L	1/0	13	74	5.7	17	1	1	8	8.0	8	0	82
10/15	at Ari.	L	1/1	14	53	3.8	27	1	1	11	11.0	11	0	64
10/22	at Buf.	L	1/1	20	49	2.5	11	0	2	31	15.5	17	0	80
10/29	Car.	L	1/1	18	71	3.9	17	0	1	4	4.0	4	0	75
11/5	at NO	L	1/1	8	7	0.9	4	0	0	0	-	-	0	7
11/12	NYJ	W	1/1	20	51	2.6	8	0	0	0	-	-	0	51
11/19	at Mia.	W	1/1	19	38	2.0	13	0	2	6	3.0	9	0	44
11/26	at Atl.	L	1/1	7	33	4.7	10	0	0	0	-	-	0	0
12/3	at GB	L			(INACTIVE)									
12/10	Det.	L	1/1	10	26	2.6	7	1	2	24	12.0	12	0	50
12/18	Atl.	L			(INACTIVE)									
12/24	at Car.	L	1/0	6	7	1.2	4	0	0	0	-	-	0	0
12/31	NO	W	1/0	3	-3	-1.0	1	0	0	0	-	-	0	0
Totals			11/8	138	406	2.9	27	3	9	84	9.3	17	0	490

2016, TAMPA BAY (9-7)

Date	Opp.	W/L	GP/GS	Att.	RUSHING				Rec.	RECEIVING				TOTAL OFFENSE
					Yds.	Avg.	Lg.	TD		Yds.	Avg.	Lg.	TD	
9/11	at Atl.	W	1/1	18	62	3.4	17	0	5	34	6.8	14	0	96
9/18	at Ari.	L	1/1	7	23	3.3	12	0	0	0	-	-	0	23
9/25	LAR	L			(INACTIVE- HAMSTRING)									
10/2	Den.	L			(INACTIVE- HAMSTRING)									
10/10	at Car.	W			(INACTIVE- HAMSTRING)									
10/23	at SF	W			(INACTIVE- HAMSTRING)									
10/30	Oak.	L			(INACTIVE- HAMSTRING)									
11/3	Atl.	L			(INACTIVE- HAMSTRING)									
11/13	Chi.	W	1/1	16	33	2.1	10	1	1	13	13.0	13	0	46
11/20	at KC	W	1/1	24	63	2.6	12	0	3	42	14.0	27	0	105
11/27	Sea.	W	1/1	23	87	3.8	11	0	2	3	1.5	11	0	90
12/4	at SD	W	1/1	17	45	2.6	15	1	1	23	23.0	23	0	68
12/11	NO	W	1/1	23	66	2.9	8	1	2	19	9.5	11	0	85
12/18	at Dal.	L	1/1	16	42	2.6	8	0	0	0	-	-	0	42
12/24	at NO	L			(INACTIVE- HAMSTRING)									
1/1/17	Car.	W			(RESERVE/SUSPENDED LIST)									
Totals			8/8	144	421	2.9	17	3	14	134	9.6	27	0	555

2015, TAMPA BAY (6-10)

Date	Opp.	W/L	GP/GS	Att.	RUSHING				Rec.	RECEIVING				TOTAL OFFENSE
					Yds.	Avg.	Lg.	TD		Yds.	Avg.	Lg.	TD	
9/13	Ten.	L	1/1	11	52	4.7	14	0	1	2	2.0	2	0	54
9/20	at NO	W	1/1	21	78	3.7	20	0	2	20	10.0	16	0	98
9/27	at Hou.	L	1/1	14	46	3.3	17	0	0	0	-	-	0	46
10/4	Car.	L	1/1	20	106	5.3	26	1	5	37	7.4	15	0	143
10/11	Jac.	W	1/1	24	123	5.1	39	2	3	35	11.7	13	1	158
10/25	at Was.	L	1/1	19	136	7.2	49	0	3	35	11.7	14	0	171
11/1	at Atl.	W	1/1	23	71	3.1	18	0	1	7	7.0	7	0	78
11/8	NYG	L	1/1	11	31	2.8	5	0	2	12	6.0	10	0	43
11/15	Dal.	W	1/1	18	63	3.5	18	0	4	40	10.0	25	0	103
11/22	at Phi.	W	1/1	27	235	8.7	84	0	0	0	-	-	0	235
11/29	at Ind.	L	1/1	14	97	6.9	56	0	1	1	1.0	1	0	98
12/6	Atl.	W	1/1	25	95	3.8	14	1	1	5	5.0	5	0	100
12/13	NO	L	1/1	11	81	7.4	24	1	1	5	5.0	5	0	86
12/17	at StL.	L	1/1	18	91	5.1	17	0	1	6	6.0	6	0	97
12/27	Chi.	L	1/1	17	49	2.9	9	1	1	6	6.0	6	0	55
1/3/16	at Car.	L	1/1	15	48	3.2	30	0	7	60	8.6	20	0	108
Totals			16/16	288	1,402	4.9	84	6	33	271	8.2	25	1	1,673

DOUG MARTIN GAME-BY-GAME 2014, TAMPA BAY (2-10)


Date	Opp.	W/L	GP/GS	RUSHING						RECEIVING						TOTAL OFFENSE
				Att.	Yds.	Avg.	Lg.	TD		Rec.	Yds.	Avg.	Lg.	TD		
9/7	Car.	L	1/1	9	9	1.0	4	0		1	7	7.0	7	0		16
9/14	StL.	L														
9/21	at Atl.	L														
9/28	at Pit.	W	1/1	13	40	3.1	9	1		2	16	8.0	9	0		56
10/5	at NO	L	1/1	14	45	3.2	16	0		3	29	9.7	20	0		74
10/19	Bal.	L	1/1	11	45	4.1	19	0		1	3	3.0	3	0		48
10/27	Min.	L	1/1	10	27	2.7	7	0		2	-1	-0.5	2	0		26
11/2	at Cle.	L														
11/9	Atl.	L														
11/16	at Was.	W														
11/23	at Chi.	L	1/1	11	27	2.5	10	0		1	4	4.0	4	0		31
11/27	Cin.	L	1/1	18	58	3.2	10	1		1	3	3.0	3	0		61
12/7	at Det.	L	1/1	5	22	4.4	9	0		1	0	0.0	0	0		22
12/14	at Car.	L	1/1	14	96	6.9	63	0		1	3	3	3	0		99
12/21	GB	L	1/1	10	17	1.7	4	0		0	0	-	-	0		17
12/28	NO	L	1/1	19	108	5.7	45	0		0	0	-	-	0		108
Totals			11/11	134	494	3.7	63	2		13	64	4.9	20	0		558

2013, TAMPA BAY (4-12)

Date	Opp.	W/L	GP/GS	RUSHING						RECEIVING						TOTAL OFFENSE
				Att.	Yds.	Avg.	Lg.	TD		Rec.	Yds.	Avg.	Lg.	TD		
9/8	at NYJ	L	1/1	24	65	2.7	17	1		2	-1	-0.5	2	0		64
9/15	NO	L	1/1	29	144	5.0	28	0		0	0	-	-	0		144
9/22	at NE	L	1/1	20	88	4.4	11	0		2	20	10.0	13	0		108
9/29	Ari.	L	1/1	27	45	1.7	12	0		3	16	5.3	12	0		61
10/13	Phi.	L	1/1	16	67	4.2	24	0		4	24	6.0	10	0		91
10/20	at Atl.	L	1/1	11	47	4.3	16	0		1	7	7.0	7	0		54
10/24	Car.	L														
11/3	at Sea.	L														
11/11	Mia.	W														
11/17	Atl.	W														
11/24	at Det.	W														
12/1	at Car.	L														
12/8	Buf.	W														
12/15	SF	L														
12/22	at StL.	L														
12/29	at NO	L														
Totals			6/6	127	456	3.6	28	1		12	66	5.5	13	0		522

2012, TAMPA BAY (7-9)

Date	Opp.	W/L	GP/GS	RUSHING						RECEIVING						TOTAL OFFENSE
				Att.	Yds.	Avg.	Lg.	TD		Rec.	Yds.	Avg.	Lg.	TD		
9/8	Car.	W	1/1	24	95	4.0	15	0		4	23	5.8	11	0		118
9/16	at NYG	L	1/1	20	66	3.3	12	1		0	0	-	-	0		66
9/23	at Dal.	L	1/1	19	53	2.8	17	0		2	21	10.5	12	0		74
9/30	was.	L	1/1	8	33	4.1	10	0		2	9	4.5	6	0		42
10/14	KC	W	1/1	13	76	5.8	23	0		2	55	27.5	42	0		131
10/21	NO	L	1/1	16	85	5.3	36t	1		3	37	12.3	18	0		122
10/25	at Min.	W	1/1	29	135	4.7	41	1		3	79	26.3	64t	1		214
11/4	at Oak.	W	1/1	25	251	10.0	70t	4		4	21	5.3	8	0		272
11/11	SD	W	1/1	19	68	3.6	14	0		3	51	17.0	42	0		119
11/18	at Car.	W	1/1	24	138	5.8	27	0		4	23	5.8	10	0		161
11/25	Atl.	L	1/1	21	50	2.4	10	2		2	13	6.5	8	0		63
12/2	at Den.	L	1/1	18	56	3.1	9	0		3	42	14.0	26	0		98
12/9	Phi.	L	1/1	28	128	4.6	14	1		3	4	1.3	6	0		132
12/16	at NO	L	1/1	9	16	1.8	11	0		3	19	6.3	8	0		35
12/23	StL.	L	1/1	18	62	3.4	8	0		7	57	8.1	17	0		119
12/30	at Atl.	W	1/1	28	142	5.1	40t	1		4	18	4.5	12	0		160
Totals			16/16	319	1,454	4.6	70t	11		49	472	9.6	64t	1		1,926



DEXTER McDONALD

23

CORNERBACK
6-1 | 200
KANSAS
NFL EXP.: 4
RAIDERS EXP.: 4

ACQUIRED: D7c⁻¹15
HOMETOWN:
KANSAS CITY, MO.
BORN: 11/30/91



TRANSACTIONS: Selected by Oakland Raiders in the seventh round (242nd overall) of the 2015 NFL Draft, May 2, 2015.

CAREER: Versatile cornerback and special teams contributor who enters his fourth season in the NFL...Set career highs for games played (15), tackles (42), passes defended (eight) and forced fumbles (one) last season...Appeared in six games in 2016 and also made his postseason debut...Played in six games as a rookie, seeing action primarily on special teams...Recorded four solo tackles on defense...Career totals include 27 games played with six starts, recording 46 tackles (39 solo), eight passes defended and one forced fumble.

AT A GLANCE

- Played in 27 games over his first three NFL seasons, seeing action on both defense and special teams.
- Set career highs for games played (15), tackles (42), passes defended (eight) and forced fumbles (one) this past season.
- Played three seasons (2011, 2013-14) at Kansas, spending one year at Butler (Kan.) Community College in 2012.
- In three years at Kansas, two as a starter, totaled 81 tackles (58 solo) with a forced fumble, four INTs and 25 passes defended in 31 career games.

2017: Set career highs for games played (15), tackles (42), passes defended (eight) and forced fumbles (one)...**(9/10) at Ten.:** Posted one tackle in limited action on defense...**(10/1) at Den.:** Saw action on defense due to injuries and posted one tackle...**(10/8) vs. Bal.:** Saw extended action and tallied two tackles with one pass defended...**(10/15) vs. LAC:** Made his first career start and posted three tackles and one forced fumble...Tallied his first career forced fumble, knocking the ball loose from WR Tyrell Williams, as CB David Amerson jumped on it to secure the turnover...**(10/19) vs. KC:** Recorded two tackles and one pass defended in the victory...**(10/29) at Buf.:** Made his second start of the season and posted five tackles to go along with one pass defended...**(11/5) at Mia.:** Started and contributed 10 tackles with one pass defended...**(11/26) vs. Den.:** Played on defense and special teams, tallying one stop on defense...**(12/3) vs. NYG:** Recorded four tackles and a career-high two passes defended...**(12/10) at KC:** Recorded two tackles...**(12/17) vs. Dal.:** Contributed four tackles and one pass defended...**(12/25) at Phi.:** Made six tackles and tallied one pass defended...**(12/31) at LAC:** Started and made one tackle before leaving the game with a knee injury.

2016: Appeared in six games on the season and also made his postseason debut...**(10/2) at Bal.:** Made his first appearance of the season, spending all of his time on the special teams unit...**(12/4) vs. Buf.:** Played on special teams...**(12/8) at KC:** Saw time on special teams...**(12/18) at SD:** Continued his role on special teams...**(12/24) vs. Ind.:** Spent the majority of his time on special teams while seeing minimal time on defense...**(1/1/17) at Den.:** Saw all of his playing time on special teams in the regular season finale...**Postseason: (1/7/17) at Hou.:** Saw limited action on defense and special teams in his first career postseason appearance.

2015: Played in six games as a rookie, seeing action primarily on special teams...Recorded four solo tackles...Inactive for 10 games...**(10/4) at Chi.:** Made NFL debut, seeing action on special teams...**(11/29) at Ten.:** Saw action exclusively on special teams...**(12/6) vs. KC:** Played on special teams...**(12/13) at Den.:** Saw brief action on defense in the fourth quarter...Posted first career solo tackle on Denver's final drive of the game...**(12/20) vs. GB:** Saw increased action on defense, posting three solo tackles...Credited with a special teams stop on punt coverage...**(12/24) vs. SD:** Saw action on special teams.

COLLEGE: Played three years at Kansas, starting 24-of-31 games at cornerback...Totalled 81 tackles (58 solo) with one forced fumble, four INTs and 25 passes defended...Spent one season at Butler (Kan.) Community College, racking up five tackles (two) in five games with one INT...As a senior, started all 12 games at cornerback...Ranked second on the team and fifth in the Big 12 in passes defended with 13...Added two INTs on the season, both against Southeast Missouri State on Sept. 6, earning him Big 12 Defensive Player of the Week honors...Marked the first time since 2010 a Kansas defender took home the honor...As a junior, earned an All-Big 12 honorable mention from the conference coaches...Started all 12 games at cornerback...Ranked second on the squad and eighth in the conference with 12 passes defended...Collected 29 tackles (21) and two INTs on the season...Played his sophomore season at Butler (Kan.) Community College, appearing in just five games...Tallied five tackles with one INT...Tabbed the 80th best junior college prospect in the country by ESPN.com...As a redshirt freshman at Kansas, saw action in seven games...Recorded 17 tackles, nine of them solo stops...Redshirted his first season at Kansas...Named KU's team defensive player of the week against Nebraska...Majored in liberal arts and sciences.

PERSONAL: Attended Rockhurst High School in Kansas City, Mo. ...Was a four-year letterman at cornerback and wide receiver...An all-state First Team selection in Missouri...Earned Kansas City all-metro Second Team honors...Set a school record with nine INTs as a senior...Returned one pick for a TD...Also registered 60 tackles...Rated as one of the top five recruits in the Kansas City area...Also competed in basketball and track...Related to former Kansas basketball All-American and current NBA player Brandon Rush, his cousin.

ADDITIONAL STATISTICS: Special teams tackles – 4 in 2015.

SINGLE-GAME HIGHS: TACKLES: Total – 10, 11/5/17 at Mia. Solo – 6, 12/25/17 at Phi. Passes defended – 2, 12/3/18 vs. NYG. Forced fumbles – 1, 10/15/18 vs. LAC.

DEXTER McDONALD'S CAREER STATISTICS

Year	Team	GP	GS	TACKLES					INTERCEPTIONS					FUMBLES		
				Total	Solo	Asst.	Sacks	Yds.	No.	Yds.	Lg.	TD	PD	FF	FR	Yds.
2015	Oakland	6	0	4	4	0	0.0	0.0	0	0	-	0	0	0	0	0
2016	Oakland	6	0	0	0	0	0.0	0.0	0	0	-	0	0	0	0	0
2017	Oakland	15	7	42	35	7	0.0	0.0	0	0	-	0	8	1	0	0
Totals		27	7	46	39	7	0.0	0.0	0	0	-	0	8	1	0	0
POSTSEASON																
2016	Oakland	1	0	0	0	0	0.0	0.0	0	0	-	0	0	0	0	0
Totals		1	0	0	0	0	0.0	0.0	0	0	-	0	0	0	0	0

DEXTER McDONALD GAME-BY-GAME

2017, OAKLAND (6-10)


Date	Opp.	W/L	GP/GS	TACKLES					Yds.	INTERCEPTIONS					FUMBLES		
				Total	Solo	Asst.	Sacks			No.	Yds.	Lg.	TD	PD	FF	FR	Yds.
9/10	at Ten.	W	1/0	1	1	0	0.0	0.0	0.0	0	0	-	0	0	0	0	0
9/17	NYJ	W	1/0	0	0	0	0.0	0.0	0.0	0	0	-	0	0	0	0	0
9/24	at Was.	L		(INACTIVE)													
10/1	at Den.	L	1/0	1	1	0	0.0	0.0	0.0	0	0	-	0	0	0	0	0
10/8	Bal.	L	1/0	2	2	0	0.0	0.0	0.0	0	0	-	0	1	0	0	0
10/15	LAC	L	1/1	3	3	0	0.0	0.0	0.0	0	0	-	0	0	1	0	0
10/19	KC	W	1/0	2	2	0	0.0	0.0	0.0	0	0	-	0	1	0	0	0
10/29	at Buf.	L	1/1	5	5	0	0.0	0.0	0.0	0	0	-	0	1	0	0	0
11/5	at Mia.	W	1/1	10	5	5	0.0	0.0	0.0	0	0	-	0	1	0	0	0
11/19	NE	L	1/0	0	0	0	0.0	0.0	0.0	0	0	-	0	0	0	0	0
11/26	Den.	W	1/0	1	0	1	0.0	0.0	0.0	0	0	-	0	0	0	0	0
12/3	NYG	W	1/0	4	4	0	0.0	0.0	0.0	0	0	-	0	2	0	0	0
12/10	at KC	L	1/1	2	2	0	0.0	0.0	0.0	0	0	-	0	0	0	0	0
12/17	Dal.	L	1/0	4	3	1	0.0	0.0	0.0	0	0	-	0	1	0	0	0
12/25	at Phi.	L	1/1	6	6	0	0.0	0.0	0.0	0	0	-	0	1	0	0	0
12/31	at LAC	L	1/1	1	1	0	0.0	0.0	0.0	0	0	-	0	0	0	0	0
Totals			15/7	42	35	7	0.0	0.0		0	0	-	0	8	1	0	0

2016, OAKLAND (12-4)

Date	Opp.	W/L	GP/GS	TACKLES					Yds.	INTERCEPTIONS					FUMBLES		
				Total	Solo	Asst.	Sacks			No.	Yds.	Lg.	TD	PD	FF	FR	Yds.
9/11	at NO	W		(INACTIVE)													
9/18	Atl.	L		(INACTIVE)													
9/25	at Ten.	W		(INACTIVE)													
10/2	at Bal.	W	1/0	0	0	0	0.0	0.0	0.0	0	0	-	0	0	0	0	0
10/9	SD	W		(DID NOT PLAY)													
10/16	KC	L		(INACTIVE)													
10/23	at Jac.	W		(INACTIVE)													
10/30	at TB	W		(INACTIVE)													
11/6	Den.	W		(INACTIVE)													
11/21	Hou.	W		(INACTIVE)													
11/27	Car.	W		(INACTIVE)													
12/4	Buf.	W	1/0	0	0	0	0.0	0.0	0.0	0	0	-	0	0	0	0	0
12/8	at KC	L	1/0	0	0	0	0.0	0.0	0.0	0	0	-	0	0	0	0	0
12/18	at SD	W	1/0	0	0	0	0.0	0.0	0.0	0	0	-	0	0	0	0	0
12/24	Ind.	W	1/0	0	0	0	0.0	0.0	0.0	0	0	-	0	0	0	0	0
1/1/17	at Den.	L	1/0	0	0	0	0.0	0.0	0.0	0	0	-	0	0	0	0	0
Totals			6/0	0	0	0	0.0	0.0		0	0	-	0	0	0	0	0
POSTSEASON																	
1/7/17	at Hou.	L	1/0	0	0	0	0.0	0.0	0.0	0	0	-	0	0	0	0	0

2015, OAKLAND (7-9)

Date	Opp.	W/L	GP/GS	TACKLES					Yds.	INTERCEPTIONS					FUMBLES		
				Total	Solo	Asst.	Sacks			No.	Yds.	Lg.	TD	PD	FF	FR	Yds.
9/13	Cin.	L		(INACTIVE)													
9/20	Bal.	W		(INACTIVE)													
9/27	at Cle.	W		(INACTIVE)													
10/4	at Chi.	L	1/0	0	0	0	0.0	0.0	0.0	0	0	-	0	0	0	0	0
10/11	Den.	L		(INACTIVE)													
10/25	at SD	W		(INACTIVE)													
11/1	NYJ	W		(INACTIVE)													
11/8	at Pit.	L		(INACTIVE)													
11/15	Min.	L		(INACTIVE)													
11/22	at Det.	L		(INACTIVE)													
11/29	at Ten.	W	1/0	0	0	0	0.0	0.0	0.0	0	0	-	0	0	0	0	0
12/6	KC	L	1/0	0	0	0	0.0	0.0	0.0	0	0	-	0	0	0	0	0
12/13	at Den.	W	1/0	1	1	0	0.0	0.0	0.0	0	0	-	0	0	0	0	0
12/20	GB	L	1/0	3	3	0	0.0	0.0	0.0	0	0	-	0	0	0	0	0
12/24	SD	W	1/0	0	0	0	0.0	0.0	0.0	0	0	-	0	0	0	0	0
1/3/16	at KC	L		(INACTIVE)													
Totals			6/0	4	4	0	0.0	0.0		0	0	-	0	0	0	0	0



OBI MELIFONWU

20

SAFETY
6-4 | 224
CONNECTICUT
NFL EXP.: 2
RAIDERS EXP.: 2

ACQUIRED: D2-'17
HOMETOWN:
SOUTH GRAFTON, MASS.
BORN: 04/05/94



TRANSACTIONS: Selected by Oakland Raiders in the second round (56th overall) of the 2017 NFL Draft, April 28, 2017.

2017: Played in five games, making one start, and contributed six tackles in his rookie campaign, adding one special teams stop...Placed on the Reserve/Injured List on Sept. 5...Activated on Nov. 4...Placed on the Reserve/Injured List on Dec. 15...(11/5) at **Mia.**: Made his NFL debut, posting three tackles...(11/19) vs. **NE**: Made his first career start at cornerback and posted three tackles...(11/26) vs. **Den.**: Appeared on defense and special teams and made one stop on special teams...(12/3) vs. **NYG**: Saw action on defense and special teams.

AT A GLANCE

- Had his rookie campaign cut short due to a knee and hip injury, as he appeared in five games with one start and tallied six tackles.
- Played in 48 games in his four-year career at Connecticut, finishing with 351 tackles (224 solo), eight INTs, 16 passes defended, two forced fumbles and two fumble recoveries.
- Earned All-AAC First Team honors as a senior.
- Ranked second in the AAC with 118 tackles and tied for sixth with four INTs in 2016.

COLLEGE: Played in 48 games with 47 starts in his four-year career at Connecticut and finished with 351 tackles (224 solo), eight INTs, 16 passes defended, two forced fumbles and two fumble recoveries...Left UConn making 351 career tackles, a mark that ranked eighth in school history...Started in all 12 games at safety as a senior...Recorded a team-high 118 tackles with four INTs, three passes defended and one fumble recovery...Named first-team All-AAC...Also earned All-ECAC and All-New England honors...His 118 tackles ranked second in the AAC (first among safeties) and his four INTs were tied for sixth in the conference...Played in all 13 games, starting 12, as a junior...Finished with 88 tackles (60), two INTs and five passes defended...Ranked third on the team in tackles and second on the team in passes defended...As a sophomore, started the first 11 games of the season at safety...Totalled 75 tackles (52) and three passes defended...Ranked fourth on the team with 75 tackles...Started all 12 games at free safety as a redshirt freshman and record 70 tackles (39), two INTs, five passes defended, two forced fumbles and one fumble recovery...Finished second on the team in tackles in his first season...Named a Freshman All-American Honorable Mention by Scout.com...Redshirted as a true freshman in 2012.

PERSONAL: Attended Grafton (Mass.) High School...Played both running back and defensive back in high school...Recorded 14 tackles with three INTs as a senior...Added 1,394 rushing yards with 17 TDs that season...Named to the ESPN Boston All-State team...Competed in the long jump and triple jump for the track team...Name is pronounced oh-BEE mell-uh-FAWN-woo.

ADDITIONAL STATISTICS: Special teams tackles – 1 in 2017.

SINGLE-GAME HIGHS: TACKLES: Total – 3, two times; last: 11/5/17 vs. **NE**. Solo – 3, two times, last: 11/5/17 vs. **NE**.


OBI MELIFONWU'S CAREER STATISTICS

Year	Team	GP	GS	TACKLES					Yds.	INTERCEPTIONS					FUMBLES		
				Total	Solo	Asst.	Sacks	Yds.		No.	Yds.	Lg.	TD	PD	FF	FR	Yds.
2017	Oakland	5	1	6	6	0	0.0	0.0	0.0	0	0	-	0	0	0	0	0
Totals		5	1	6	6	0	0.0	0.0		0	0	-	0	0	0	0	0

OBI MELIFONWU GAME-BY-GAME

2017, OAKLAND (6-10)

Date	Opp.	W/L	GP/GS	TACKLES					Yds.	INTERCEPTIONS					FUMBLES		
				Total	Solo	Asst.	Sacks	Yds.		No.	Yds.	Lg.	TD	PD	FF	FR	Yds.
9/10	at Ten.	W		(RESERVE/INJURED LIST - KNEE)													
9/17	NYJ	W		(RESERVE/INJURED LIST - KNEE)													
9/24	at Was.	L		(RESERVE/INJURED LIST - KNEE)													
10/1	at Den.	L		(RESERVE/INJURED LIST - KNEE)													
10/8	Bal.	L		(RESERVE/INJURED LIST - KNEE)													
10/15	LAC	L		(RESERVE/INJURED LIST - KNEE)													
10/19	KC	W		(RESERVE/INJURED - DESIGNATED FOR RETURN LIST - KNEE)													
10/29	at Buf.	L		(RESERVE/INJURED - DESIGNATED FOR RETURN LIST - KNEE)													
11/5	at Mia.	W	1/0	3	3	0	0.0	0.0	0	0	-	0	0	0	0	0	0
11/19	NE	L	1/1	3	3	0	0.0	0.0	0	0	-	0	0	0	0	0	0
11/26	Den.	W	1/0	0	0	0	0.0	0.0	0	0	-	0	0	0	0	0	0
12/3	NYG	W	1/0	0	0	0	0.0	0.0	0	0	-	0	0	0	0	0	0
12/10	at KC	L	1/0	0	0	0	0.0	0.0	0	0	-	0	0	0	0	0	0
12/17	Dal.	L		(RESERVE/INJURED LIST - HIP)													
12/25	at Phi.	L		(RESERVE/INJURED LIST - HIP)													
12/31	at LAC	L		(RESERVE/INJURED LIST - HIP)													
Totals			5/1	6	6	0	0.0	0.0		0	0	-	0	0	0	0	0



RASHAAN MELVIN

22

CORNERBACK
6-2 | 196
NORTHERN ILLINOIS
NFL EXP.: 6
RAIDERS EXP.: 1

ACQUIRED: UFA-'18 (Ind.)
HOMETOWN:
WAUKEGAN, ILL.
BORN: 10/02/89



TRANSACTIONS: Signed by Tampa Bay Buccaneers as an undrafted free agent, April 29, 2013...Waived by Buccaneers, Sept. 22, 2014...Signed by Miami Dolphins to practice squad, Oct. 28, 2014...Signed by Baltimore Ravens to active roster, Nov. 8, 2014...Re-signed by Ravens as an exclusive rights free agent, March 9, 2015...Waived by Ravens, Oct. 13, 2015...Claimed via waivers by New England Patriots, Oct. 14, 2015...Waived by Patriots, Dec. 8, 2015...Signed by Patriots to practice squad, Dec. 10, 2015...Signed by Patriots as an exclusive rights free agent, Jan. 25, 2016...Waived by Patriots, May 2, 2016...Signed by Dolphins as a free agent, July 30, 2016...Waived by Dolphins, Sept. 3, 2016...Signed by Indianapolis Colts as a free agent, Sept. 7, 2016...Signed by Oakland Raiders as an unrestricted free agent, March 16, 2018.

CAREER: Veteran cornerback enters his first season with the Raiders after signing with the club in March...Has played for the Baltimore Ravens, New England Patriots and Indianapolis Colts over his first five seasons...Career totals include 37 games played with 21 starts, 116 tackles (96 solo), three INTs, 21 passes defended and three forced fumbles...Started all 10 games for the Colts in 2017, totaling a career-high three INTs and 13 passes defended...Appeared in a career-high 15 games with Indianapolis in 2016, totaling a career-high 58 tackles...Appeared in 12 games over two seasons from 2014-15, splitting time with the Ravens and Patriots...Made the Buccaneers' active roster as an undrafted free agent in 2013.

AT A GLANCE

- Enters his sixth NFL season and first with the Raiders after signing as an unrestricted free agent in March.
- Has appeared in 37 games with 21 starts over his career, totaling 116 tackles, three INTs and 21 passes defended.
- Started two postseason games for the Ravens in 2014, finishing second on the team with 18 tackles.
- His 35 passes defended over four seasons at Northern Illinois are second most in school history.

2017 (with Ind.): Started all 10 games for Indianapolis, totaling 36 tackles (30 solo), three INTs and 13 passes defended...Set career highs with three INTs and 13 passes defended...Saw his season limited due to a wrist injury that eventually landed him on the Reserve/Injured List...Placed on the Reserve/Injured List on Dec. 27...**(9/17) vs. Ari.:** Recorded seven tackles (six) and two passes defended...**(9/24) vs. Cle.:** Totaled two solo tackles, two INTs and four passes defended in the win...Recorded first two career INTs in the game...Became the first Colts player to record at least two INTs in a game since Oct. 2015...Stalled two Browns scoring drives in the second half with his INTs...His four passes defended were a career high...**(10/8) vs. SF:** Posted five tackles and one pass defended...**(10/16) at Ten.:** Started and recorded four tackles (three) and three passes defended in the loss...**(11/26) vs. Ten.:** Started and recorded one INT that led to a Colts FG...**(11/12) vs. Pit.:** Tallied five tackles.

2016 (with Ind.): Played in a career-high 15 games with nine starts for the Colts after spending the offseason with New England and Miami...Totaled a career-high 58 tackles (50 solo), seven passes defended and two forced fumbles...His seven passes defended were a career high...**(9/18) at Den.:** Made his Indianapolis debut, starting at cornerback and tallying three tackles...**(10/9) vs. Chi.:** Posted three tackles and one forced fumble...His forced fumble was recovered by LB D'Qwell Jackson and led to a FG...**(10/30) vs. KC:** Registered six tackles (five)...**(11/20) vs. Ten.:** Led the team and set a career high with 11 tackles and two passes defended in the victory...**(12/11) vs. Hou.:** Tallied six tackles (three) and one pass defended in the loss...**(12/18) at Min.:** Started and recorded four tackles...**(12/24) at Oak.:** Started and posted five tackles (three) and one forced fumble in the defeat.

2015 (with Bal. and NE): Appeared in nine total games between the Ravens and Patriots...Totaled five tackles (three solo) on the year...Added two special teams stops...Began the season with the Ravens before being waived on Oct. 13...Played in one game for Baltimore...Claimed via waivers by New England on Oct. 14...Appeared in eight games for the Patriots, primarily on special teams...**(9/27) vs. Cin.:** Recorded one tackle...**(11/8) vs. Was.:** Made one special teams tackle...**(11/15) at NYG:** Totaled three tackles (one)...**(11/23) at Den.:** Tallied one special teams stop...**(11/29) at Den.:** Tallied one tackle.

2014 (with TB, Mia. and Bal.): Played in three games, all for the Ravens...Made two starts...Tallied 17 tackles (13 solo) and one pass defended...Added 18 tackles (15) in the postseason in two starts...His 18 tackles in the postseason were second on the team...Began the season with the Buccaneers before being waived on Sept. 15 and joining the Dolphins' practice squad on Oct. 28...Signed to the Raven's active roster on Nov. 8...**(12/14) vs. Jac.:** Made his NFL debut for the Ravens, tallying five tackles and one pass defended...**(12/21) at Hou.:** Made his first career start and posted eight tackles (six) and one forced fumble...**(12/28) vs. Cle.:** Posted four tackles (three) in the victory...**Postseason: (1/3/15) at Pit.:** Recorded seven tackles (six) in the Wild Card win...**(1/10/15) at NE:** Tallied 11 tackles (nine) in the Divisional Round loss.

2013 (with TB): Made the team as an undrafted free agent out of training camp...Was active for two games, but did not play...Placed on the Reserve/Injured List on Oct. 15 due to a hamstring injury.

COLLEGE: Played in 41 games with 14 starts over four seasons (2009-12) at Northern Illinois...Totaled 172 tackles, five INTs, 35 passes defended and one forced fumble...His 35 passes defended are second most in school history...Started all 12 games as a senior, recording 55 tackles, one INT, one forced fumble and a school-records and Mid Atlantic Conference-leading 17 passes defended...Started all 13 games as a junior...Recorded 78 tackles, three INTs and nine passes defended...Saw action in all 14 games with two starts as a sophomore...Compiled 49 tackles, two INTs and four passes defended...Appeared in two games as a walk-on freshman...Majored in sociology.

PERSONAL: Attended Waukegan (Ill.) High School...Recorded 58 receptions for 585 yards (10.1 avg.) as a wide receiver and tallied 70 tackles, eight INTs and three defensive TDs as a senior...Earned first-team Central Suburban League South and first-team Lake County News Sun honors as a wide receiver...Also lettered in basketball as a team captain and two-year varsity starter.

ADDITIONAL STATISTICS: Special teams tackles – 2 in 2015.

SINGLE-GAME HIGHS: TACKLES: Total – 11, 11/20/16 vs. Ten. Solo – 11, 11/20/16 vs. Ten. Interceptions – 2, 9/24/17 vs. Cle. Passes defended – 4, 9/24/17 vs. Cle. Forced fumbles – 1, three times; last: 12/24/16 at Oak.

RASHAAN MELVIN'S CAREER STATISTICS

Year	Team	GP	GS	TACKLES					Yds.	INTERCEPTIONS					FUMBLES		
				Total	Solo	Asst.	Sacks			No.	Yds.	Lg.	TD	PD	FF	FR	Yds.
2013	Tampa Bay	0	0	0	0	0	0.0	0.0	0.0	0	0	-	0	0	0	0	0
2014	TB/Mia./Bal.	3	2	17	13	4	0.0	0.0	0.0	0	0	-	0	1	1	0	0
2015	Bal./NE	9	0	5	3	2	0.0	0.0	0.0	0	0	-	0	0	0	0	0
2016	Indianapolis	15	9	58	50	8	0.0	0.0	0.0	0	0	-	0	7	2	0	0
2017	Indianapolis	10	10	36	30	6	0.0	0.0	0.0	3	28	21	0	13	0	0	0
Totals		37	21	116	96	20	0.0	0.0	0.0	3	28	21	0	21	3	0	0
POSTSEASON																	
2014	Baltimore	2	2	18	15	3	0.0	0.0	0.0	0	0	-	0	0	0	0	0
Totals		2	2	18	15	3	0.0	0.0	0.0	0	0	-	0	0	0	0	0

RASHAAN MELVIN GAME-BY-GAME

2017, INDIANAPOLIS (4-12)

Date	Opp.	W/L	GP/GS	TACKLES					Yds.	INTERCEPTIONS					FUMBLES		
				Total	Solo	Asst.	Sacks			No.	Yds.	Lg.	TD	PD	FF	FR	Yds.
9/10	at LAR	L	1/1	6	6	0	0.0	0.0	0.0	0	0	-	0	0	0	0	0
9/17	Ari.	L	1/1	7	6	1	0.0	0.0	0.0	0	0	-	0	2	0	0	0
9/24	Cle.	W	1/1	2	2	0	0.0	0.0	0.0	2	28	21	0	4	0	0	0
10/1	at Sea.	L	1/1	4	2	2	0.0	0.0	0.0	0	0	-	0	1	0	0	0
10/8	SF	W	1/1	5	4	1	0.0	0.0	0.0	0	0	-	0	1	0	0	0
10/16	at Ten.	L	1/1	4	3	1	0.0	0.0	0.0	0	0	-	0	3	0	0	0
10/22	Jac.	L	1/1	1	0	1	0.0	0.0	0.0	0	0	-	0	0	0	0	0
10/29	at Cin.	L		(INACTIVE - CONCUSSION)													
11/5	at Hou.	W	1/1	2	2	0	0.0	0.0	0.0	0	0	-	0	1	0	0	0
11/12	Pit.	L	1/1	5	5	0	0.0	0.0	0.0	0	0	-	0	0	0	0	0
11/26	Ten.	L	1/1	0	0	0	0.0	0.0	0.0	1	0	-	0	1	0	0	0
12/3	at Jac.	L		(INACTIVE - WRIST)													
12/10	at Buf.	L		(INACTIVE - WRIST)													
12/14	Den.	L		(INACTIVE - WRIST)													
12/23	at Bal.	L		(INACTIVE - WRIST)													
12/31	Hou.	W		(RESERVE/INJURED LIST - WRIST)													
Totals			10/10	36	30	6	0.0	0.0	0.0	3	28	21	0	13	0	0	0

2016, INDIANAPOLIS (8-8)

Date	Opp.	W/L	GP/GS	TACKLES					Yds.	INTERCEPTIONS					FUMBLES		
				Total	Solo	Asst.	Sacks			No.	Yds.	Lg.	TD	PD	FF	FR	Yds.
9/11	Det.	L	1/0	2	2	0	0.0	0.0	0.0	0	0	-	0	1	0	0	0
9/18	at Den.	L	1/1	3	3	0	0.0	0.0	0.0	0	0	-	0	0	0	0	0
9/25	SD	W	1/0	0	0	0	0.0	0.0	0.0	0	0	-	0	0	0	0	0
10/2	at Jac.	L	1/0	2	2	0	0.0	0.0	0.0	0	0	-	0	1	0	0	0
10/9	Chi.	W	1/0	3	3	0	0.0	0.0	0.0	0	0	-	0	0	1	0	0
10/16	at Hou.	L	1/1	5	4	1	0.0	0.0	0.0	0	0	-	0	0	0	0	0
10/23	at Ten.	W	1/0	0	0	0	0.0	0.0	0.0	0	0	-	0	0	0	0	0
10/30	KC	L	1/0	6	5	1	0.0	0.0	0.0	0	0	-	0	0	0	0	0
11/6	at GB	W	1/1	4	4	0	0.0	0.0	0.0	0	0	-	0	1	0	0	0
11/20	Ten.	W	1/1	11	11	0	0.0	0.0	0.0	0	0	-	0	2	0	0	0
11/24	Pit.	L	1/1	5	4	1	0.0	0.0	0.0	0	0	-	0	0	0	0	0
12/5	at NYJ	W	1/1	4	4	0	0.0	0.0	0.0	0	0	-	0	1	0	0	0
12/11	Hou.	L	1/1	6	3	3	0.0	0.0	0.0	0	0	-	0	1	0	0	0
12/18	at Min.	W	1/1	4	4	0	0.0	0.0	0.0	0	0	-	0	0	0	0	0
12/24	at Oak.	L	1/1	5	3	2	0.0	0.0	0.0	0	0	-	0	0	1	0	0
1/1/17	Jac.	W		(INACTIVE - KNEE)													
Totals			15/9	60	52	8	0.0	0.0	0.0	0	0	-	0	7	2	0	0

RASHAAN MELVIN GAME-BY-GAME

2015, BALTIMORE/NEW ENGLAND

Date	Opp.	W/L	GP/GS	TACKLES					Yds.	INTERCEPTIONS					FUMBLES		
				Total	Solo	Asst.	Sacks			No.	Yds.	Lg.	TD	PD	FF	FR	Yds.
9/13	at Den.*	L				(INACTIVE)											
9/20	at Oak.*	L				(INACTIVE)											
9/27	Cin.*	L	1/0	1	1	0	0.0	0.0		0	0	-	0	0	0	0	0
10/1	at Pit.*	W				(INACTIVE)											
10/18	at Ind.	W	1/1	0	0	0	0.0	0.0		0	0	-	0	0	0	0	0
10/25	NYJ	W	1/1	0	0	0	0.0	0.0		0	0	-	0	0	0	0	0
10/29	Mia.	W	1/1	0	0	0	0.0	0.0		0	0	-	0	0	0	0	0
11/8	Was.	W	1/1	0	0	0	0.0	0.0		0	0	-	0	0	0	0	0
11/15	at NYG	W	1/1	3	1	2	0.0	0.0		0	0	-	0	0	0	0	0
11/23	Buf.	W	1/1	0	0	0	0.0	0.0		0	0	-	0	0	0	0	0
11/29	at Den.	L	1/1	1	1	0	0.0	0.0		0	0	-	0	0	0	0	0
12/6	Phi.	L	1/1	0	0	0	0.0	0.0		0	0	-	0	0	0	0	0
12/13	at Hou.	W				(PRACTICE SQUAD)											
12/20	Ten.	W				(PRACTICE SQUAD)											
12/27	at NYJ	L				(PRACTICE SQUAD)											
1/3/16	at Mia.	L				(PRACTICE SQUAD)											
Totals			9/0	5	3	2	0.0	0.0		0	0	-	0	0	0	0	0


*w/Bal.

2014, TAMPA BAY/MIAMI/BALTIMORE

Date	Opp.	W/L	GP/GS	TACKLES					Yds.	INTERCEPTIONS					FUMBLES		
				Total	Solo	Asst.	Sacks			No.	Yds.	Lg.	TD	PD	FF	FR	Yds.
9/7	Car.*	L				(INACTIVE)											
9/11	StL.*	W				(INACTIVE)											
9/21	at Atl.*	W				(INACTIVE)											
9/28						(NOT ON ROSTER)											
10/5						(NOT ON ROSTER)											
10/12						(NOT ON ROSTER)											
10/19						(NOT ON ROSTER)											
10/26						(NOT ON ROSTER)											
11/2						(NOT ON ROSTER)											
11/9	at Det.**	L				(PRACTICE SQUAD)											
11/24	at NO	W				(INACTIVE)											
11/30	SD	L				(INACTIVE)											
12/7	at Mia.	W				(INACTIVE)											
12/14	Jac.	W	1/0	5	4	1	0.0	0.0		0	0	-	0	1	0	0	0
12/21	at Hou.	L	1/1	8	6	2	0.0	0.0		0	0	-	0	0	1	0	0
12/28	Cle.	W	1/1	4	3	1	0.0	0.0		0	0	-	0	0	0	0	0
Totals			3/2	17	13	4	0.0	0.0		0	0	-	0	1	1	0	0
POSTSEASON																	
1/3/15	at Pit.	W	1/1	7	6	1	0.0	0.0		0	0	-	0	0	0	0	0
1/10/15	at NE	L	1/1	11	9	2	0.0	0.0		0	0	-	0	0	0	0	0
Totals			2/2	18	15	3	0.0	0.0		0	0	-	0	0	0	0	0

*w/TB

**w/Mia.



NICHOLAS MORROW 50

LINEBACKER
6-0 | 224
GREENVILLE
NFL EXP.: 2
RAIDERS EXP.: 2

ACQUIRED: FA-'17
HOMETOWN:
HUNTSVILLE, ALA.
BORN: 07/10/95



TRANSACTIONS: Signed by Oakland Raiders as an undrafted free agent, May 4, 2017.

2017: Appeared in all 16 games, making five starts as a rookie... Totaled a rookie-leading 63 tackles, one forced fumble and three passes defended... Also earned a large role on special teams and contributed with three stops... **(9/10) at Ten.:** Made his NFL debut, seeing action on special teams and defense... Recorded his first career tackle... **(9/17) vs. NYJ:** Saw significant action on defense, posting three tackles... **(9/24) at Was.:** Tallied three tackles... **(10/1) at Den.:** Posted four tackles (three solo)... **(10/8) vs. Bal.:** Saw extended action on defense and made four tackles... **(10/15) vs. LAC:** Made his first career start and posted five tackles and one pass defended... **(10/19) vs. KC:** Started and posted five tackles (four) in the victory... **(10/29) at Buf.:** Appeared on defense and special teams... **(11/5) at Mia.:** Contributed on defense and special teams... **(11/19) vs. NE:** Tallied three tackles... **(11/26) vs. Den.:** Made six stops (four) on defense... **(12/3) vs. NYG:** Started in place of the injured LB Cory James at WLB and recorded a career-high nine tackles... **(12/10) at KC:** Made the start and tallied a career-high 10 tackles (eight)... **(12/17) vs. Dal.:** Tallied six tackles and one pass defended... **(12/25) at Phi.:** Posted two tackles in the loss... **(12/31) at LAC:** Made two tackles in the season finale.

AT A GLANCE

- Was one of two Raider rookies to play in all 16 games, as he made five starts and recorded 63 tackles (47 solo) while adding three passes defended and one forced fumble.
- Played in 34 games in his four-year career at Greenville, totaling 222 tackles (151), five sacks, 38 tackles for loss, four forced fumbles, four fumble recoveries, three interceptions and 11 passes defended.
- Became the first player from Greenville to earn All-American honors when named second-team AFCA NCAA Division III All-American as a senior in 2016.
- Named UMAC MVP and was recognized as UMAC All-Conference First Team in 2016.

COLLEGE: Played four years at Greenville, playing in 34 games... Saw action on both offense and defense... Totaled 222 career tackles (151 solo), five sacks, 38 tackles for loss, four forced fumbles, four fumble recoveries, three INTs and 11 passes defended... Honored as a second-team AFCA NCAA Division III All-American... Became first player from Greenville to earn All-American recognition... As a senior, played in 10 games... Racked up 66 tackles (46), two sacks, one forced fumble, one fumble recovery and four passes defended... Named UMAC MVP and a member of UMAC All-Conference First Team... As a junior, played in 10 games... Notched 69 tackles (48), one sack, two forced fumbles, one fumble recovery and five passes defended... As a sophomore, played in nine games... Credited with 65 tackles (49), two sacks, one forced fumble, two fumble recoveries and one INT... As a freshman, played in five games... Totaled 22 stops (eight).

PERSONAL: Attended Huntsville (Ala.) High School.

ADDITIONAL STATISTICS: Special teams tackles – 3 in 2017.

SINGLE-GAME HIGHS: TACKLES: Total – 10, 12/10/17 at KC. Solo – 8, 12/10/17 at KC. FUMBLES – 1, 11/26/17 vs. Den. PASSES DEFENSED – 1, three times; last: 12/17/17 vs. Dal.


NICHOLAS MORROW'S CAREER STATISTICS

		TACKLES							INTERCEPTIONS					FUMBLES		
Year	Team	GP	GS	Total	Solo	Asst.	Sacks	Yds.	No.	Yds.	Lg.	TD	PD	FF	FR	Yds.
2017	Oakland	16	5	63	47	16	0.0	0.0	0	0	-	0	3	1	0	0
Totals		16	5	63	47	16	0.0	0.0	0	0	-	0	3	1	0	0

NICHOLAS MORROW GAME-BY-GAME

2017, OAKLAND (6-10)

Date	Opp.	W/L	GP/GS	TACKLES					Yds.	INTERCEPTIONS					FUMBLES		
				Total	Solo	Asst.	Sacks	Yds.		No.	Yds.	Lg.	TD	PD	FF	FR	Yds.
9/10	at Ten.	W	1/0	1	1	0	0.0	0.0	0	0	-	0	0	0	0	0	0
9/17	NYJ	W	1/0	3	2	1	0.0	0.0	0	0	-	0	0	0	0	0	0
9/24	at Was.	L	1/0	3	3	0	0.0	0.0	0	0	-	0	0	0	0	0	0
10/1	at Den.	L	1/0	4	3	1	0.0	0.0	0	0	-	0	0	0	0	0	0
10/8	Bal.	L	1/0	4	3	1	0.0	0.0	0	0	-	0	0	0	0	0	0
10/15	LAC	L	1/1	5	3	2	0.0	0.0	0	0	-	0	1	0	0	0	0
10/19	KC	W	1/1	5	4	1	0.0	0.0	0	0	-	0	0	0	0	0	0
10/29	at Buf.	L	1/0	0	0	0	0.0	0.0	0	0	-	0	0	0	0	0	0
11/5	at Mia.	W	1/0	0	0	0	0.0	0.0	0	0	-	0	0	0	0	0	0
11/19	NE	L	1/0	3	3	0	0.0	0.0	0	0	-	0	0	0	0	0	0
11/26	Den.	W	1/0	6	4	2	0.0	0.0	0	0	-	0	1	1	0	0	0
12/3	NYG	W	1/1	9	5	4	0.0	0.0	0	0	-	0	0	0	0	0	0
12/10	at KC	L	1/1	10	8	2	0.0	0.0	0	0	-	0	0	0	0	0	0
12/17	Dal.	L	1/0	6	4	2	0.0	0.0	0	0	-	0	1	0	0	0	0
12/25	at Phi.	L	1/0	2	2	0	0.0	0.0	0	0	-	0	0	0	0	0	0
12/31	at LAC	L	1/1	2	2	0	0.0	0.0	0	0	-	0	0	0	0	0	0
Totals			16/5	63	47	16	0.0	0.0	0	0	-	0	3	1	0	0	0



JORDY NELSON

82

WIDE RECEIVER
6-3 | 217
KANSAS STATE
NFL EXP.: 11
RAIDERS EXP.: 1

ACQUIRED: FA-'18
HOMETOWN:
MANHATTAN, KAN.
BORN: 05/31/85



TRANSACTIONS: Selected by Green Bay Packers in the second round (36th overall) of the 2008 NFL Draft, April 26, 2008... Released by Packers, March 13, 2018... Signed by Oakland Raiders as a free agent, March 15, 2018.

CAREER: Veteran wide receiver enters his first season with the Raiders after 10 years with the Green Bay Packers... Career totals include 136 games played with 88 starts, 550 receptions for 7,848 yards (14.3 avg.) and 69 TDs... Also has 59 kickoff returns for 1,339 yards (22.7 avg.) and 17 punt returns for 90 yards (5.3 avg.)... Postseason totals include 54 receptions for 668 yards (12.4 avg.) and five TDs... Has been named to one Pro Bowl and earned a spot on the Associated Press All-Pro Second Team, both in 2014... Was named the AP Comeback Player of the Year in 2016... Helped the Packers capture Super Bowl XLV after the 2010 season... Left the Packers as one of the top receivers in franchise history, ranking third in receptions, fifth in receiving yards and second in receiving touchdowns... Also the franchise's leader in postseason receptions... His 69 career TDs rank tied for third among active players and his 63 TDs since 2011 rank fourth in the NFL... Owns 25 career 100-yard receiving games... Is the only player in Packers history to record three seasons of at least 13 TDs... Set a single-season Packers record with 1,519 receiving yards in 2014... Set a career high with 15 TDs in 2011... Enters 2018 ranked third in the NFL 38 TDs in the red zone since 2011, and first in the league with 16 since 2016... Is also tied for first with five multi-TD games over the last two seasons.

AT A GLANCE

- Has played in 136 career games with 88 starts, including 13 postseason games over his 10-year career.
- His career 69 TDs rank tied for third among active players and his 63 TDs since 2011 rank fourth in the NFL.
- Is the only active player to record three separate seasons of at least 13 TDs.
- Was named the Associated Press Comeback Player of the Year in 2016 after recording 97 receptions for 1,257 yards and 14 TDs.
- Set a single-season Packers record with 1,519 receiving yards in 2014 and was named to his only Pro Bowl while also earning a spot on the Associated Press All-Pro Second Team that season.
- Is the Packers' all-time leader with 54 postseason receptions and helped the team capture Super Bowl XLV.
- Posted the most prolific single season in Kansas State history with 122 receptions for 1,606 yards in 2007 on his way to earning consensus All-American honors.

2017 (with GB): Started all 15 games he appeared in and posted 53 receptions for 482 yards (9.1 avg.) and six TDs... Posted six-plus TD receptions for the sixth consecutive season... **(9/10) vs. Sea.:** Posted seven receptions for 79 yards and a TD... Posted his 500th career reception in the second quarter... **(9/24) vs. Cin.:** Recorded six catches for 52 yards and two TDs...



Recorded a 1-yard TD reception from QB Aaron Rodgers in the third quarter... Also posted a 3-yard from Rodgers late in the fourth quarter... **(9/28) vs. Chi.:** Led the team with 75 receiving yards and two TDs on four catches (18.8 avg.)... Hauled in a 4-yard TD reception from Rodgers in the third quarter... Posted an 8-yard TD reception in the fourth quarter... **(10/8) at Dal.:** Posted a TD catch for the third straight game, hauling in a 10-yard TD from Rodgers in the fourth quarter... **(10/15) at Min.:** Finished with a team-high six receptions for 60 yards... **(11/12) at Chi.:** Hauled in three receptions for 20 yards... **(12/3) vs. TB:** Recorded a team-high five receptions for 17 yards... **(12/23) vs. Min.:** Posted three receptions for 11 yards before leaving the game with a shoulder injury... **(12/31) at Det.:** Inactive due to a shoulder injury.

2016 (with GB): Started all 16 games and led the team in all major receiving categories with 97 receptions for 1,257 yards (13.0 avg.) and 14 TDs... Led the NFL in TD catches and finished fifth and sixth in receptions and receiving yards, respectively... Was named the Comeback Player of the Year by the Associated Press, the first Packer to win the award... Named a Pro Bowl alternate... Was tied for the league lead with three multi-TD receiving games... Led the NFL in red zone catches (19), red zone receiving yards (127) and red zone TD receptions (11)... Started two postseason games and caught seven passes for 80 yards (11.4 avg.) and one TD... **(9/11) at Jac.:** Tied for the team lead with six receptions for 32 yards... **(9/25) vs. Det.:** Led the team with six catches for 101 yards and two TDs... **(11/13) at Ten.:** Led the offense and set a career high with 12 receptions for 126 yards and one TD... **(12/4) vs. Hou.:** Paced the team with eight receptions for 118 yards and one TD... Hauled in a 32-yard TD reception from QB Aaron Rodgers... **(12/18) at Chi.:** Posted a team-high seven receptions for 124 yards... **(12/24) vs. Min.:** Hauled in nine receptions for a season-high 154 yards (17.1 avg.) and two TDs... **Postseason: (1/8/17) vs. GB:** Exited the game in the first quarter due to a rib injury... **(1/22/17) at Atl.:** Recorded six catches for 67 yards and one TD.

2015 (with GB): Missed the entire season after sustaining a knee injury in a preseason contest... Was placed on the Reserve/Injured List on Sept. 1.

2014 (with GB): Started all 16 games and led the team with a career-high 98 catches for a Green Bay franchise-record 1,519 receiving yards (15.5 avg.) and 13 TDs...Was selected to his first career Pro Bowl...Was named to the Associated Press All-Pro Second Team...Also named to the All-Pro First Team by Sporting News...Became just the eighth player in NFL history to record 95 receptions, 1,500 receiving yards and 13 receiving TDs in a season...Tied for second in the NFL in TD receptions...Posted a career-high seven 100-yard games...(9/14) vs. NYJ: Posted a career-high 209 yards on nine receptions (23.2 avg.), only the 11th 100-yard receiving game in franchise history...Hauled in what would prove to be the game-winning 80-yard TD from QB Aaron Rodgers in the third quarter...(9/28) at Chi.: Posted 10 receptions for 108 yards and two TDs...Hauled in a 3-yarder from Rodgers in the second quarter...Recorded an 11-yard score from Rodgers in the third quarter...(10/12) at Mia.: Led the team in receptions (nine) and receiving yards (107)...(11/9) vs. Chi.: Led the team with six receptions for a team-high 152 yards (25.3 avg.) and two TDs...Posted TD catches of 73 and 40 yards, both of which came in the second quarter...(12/8) vs. Atl.: Led the team with eight receptions for 146 yards (18.3 avg.) and two TDs...Hauled in a 60-yard TD from Rodgers in the fourth quarter...(12/21) vs. TB: Posted nine receptions for 113 yards and one TD...(12/28) vs. Det.: Led the team with six receptions for 86 yards...Postseason: (1/18/15) at Sea.: Led the team with 71 receiving yards on five receptions.

2013 (with GB): Started all 16 games for the first time in his career and led the team in all major receiving categories with 85 receptions for 1,314 yards (15.5 avg.) and eight TDs...Was named a Pro Bowl alternate...His 1,314 receiving yards ranked 10th in the NFL and his 85 receptions were 14th...(9/8) at SF: Tied for the team lead with seven receptions for 130 yards (18.6 avg.) and one TD...(10/13) at Bal.: Led the team with 113 receiving yards on four catches (28.3 avg.) and one TD...Hauled in a 64-yard TD catch in the third quarter...(10/27) at Min.: Led the team with seven receptions for 123 yards (17.6 avg.) and two TDs...Posted a season-long 76 yard TD reception from QB Aaron Rodgers...(12/8) vs. Atl.: Hauled in four receptions for a team-high 85 yards (21.3 avg.)...(12/29) at Chi.: Posted a season-high 10 catches for 161 yards (16.1 avg.).

2012 (with GB): Played in 12 games with 10 starts and caught 49 passes for 745 yards (15.2 avg.) and seven TDs...Missed four full games and most of two others due to a hamstring injury...Appeared in both postseason games and recorded eight receptions for 97 yards (12.1 avg.)...(9/30) vs. NO: Paced the team with eight catches for 93 yards and one TD...Hauled in the eventual game-winning TD in the fourth quarter, an 11-yard score from QB Aaron Rodgers...(10/14) at Hou.: Matched then-career highs with nine receptions and three TDs to go along with 121 receiving yards...(10/21) at StL.: Led the team in receiving and finished the game with eight catches for a season-high 122 yards and one TD...(11/4) vs. Ari.: Started but left the game in the first quarter due to an ankle injury and did not return...(11/25) at NYG: Recorded two catches for a team-high 71 yards (35.5 avg.)...Hauled in a 61-yard TD from Rodgers in the first quarter...(12/2) vs. Min.: Started but left the game due to a hamstring injury in the first quarter...(12/30) at Min.: Finished with three catches for 87 yards (29.0 avg.) and one TD...Caught a 2-yard TD from Rodgers in the fourth quarter.

2011 (with GB): Played in all 16 games for the second straight season with nine starts, while also playing in the team's post-season contest...Enjoyed a breakout season that saw him catch 68 passes for 1,263 yards (18.6 avg.) and a career-high 15 TDs on his way to being named a Pro Bowl alternate...Went over 1,000 receiving yards for the first time in his career...His 15 TDs ranked third in the NFL and his yardage total ranked ninth...His 18.6 receiving average ranked second in the NFL...(9/18) at Car.: Posted one catch on the day, an 84-yard TD from QB Aaron Rodgers in the win...(10/16) vs. StL.: Posted two receptions for 104 yards (52.0 avg.) and one TD...His TD came on a 93-yard catch-and-run in the second quarter...(10/21) at StL.: Led the team in first multi-TD game of his career and also paced the club with five catches for 63 yards...(11/20) vs. TB: Recorded six receptions for 123 yards (20.5 avg.) and two TDs...(12/4) at NYG: Caught four passes for 94 yards (23.5 avg.)...Hauled in a 27-yard pass from Rodgers to set up a game-winning FG as time expired...(12/25) vs. Chi.: Recorded a team-high six receptions for 115 yards (19.2 avg.) and two TDs...(1/1/12) vs. Det.: Posted nine receptions for 162 yards (18.0 avg.) and three TDs.

2010 (with GB): Played in all 16 contests for the first time in his career...Made four starts...Posted 45 catches, good for fourth on the team, for 582 yards, which ranked third on the team...Added two TD catches...Posted 22 kickoff returns for 495 yards, leading the team with a 22.5 kickoff return average...Recorded 286 receiving yards in the postseason, a figure that ranked third in a single postseason in franchise history...(9/12) at Phil.: Recorded five kickoff returns for 156 yards (31.2 avg.)...(10/31) at NYJ: Posted a season-high five receptions for 55 yards...(11/28) at Atl.: Finished with five receptions for 61 yards and one TD...Hauled in a 10-yard TD reception from Rodgers in the fourth quarter to tie the game...(12/26) vs. NYG: Posted four receptions for a season-high 124 yards (31.0 avg.) and one TD...Recorded a season-high 80 yard TD reception in the first quarter...Postseason: (1/15/11) at Atl.: Started and tallied eight receptions for 79 yards and one TD...The TD came on a 6-yard pass from Rodgers...Super Bowl XLV (2/6/11) vs. Pit.: Paced the team with nine receptions for 140 yards (15.6 avg.) and one TD, becoming just the fourth receiver in Super Bowl history with nine receptions for 140 yards and a TD...His nine receptions were third most in Super Bowl history...His TD came on a 29-yard pass from Rodgers in the first quarter.

2009 (with GB): Played in 13 games and posted 22 receptions for 320 yards (14.5 avg.) and two TDs...Also returned 25 kickoffs for 635 yards (25.4 avg.) and 17 punts for 90 yards (5.3 avg.)...His kickoff return average ranked sixth in the NFC and 11th in the NFL...(10/5) at Min.: Hauled in three passes for 47 yards (15.7 avg.) and one TD...His TD was a 33-yarder from QB Aaron Rodgers in the fourth quarter...(10/18) vs. Det.: Returned one kickoff for 29 yards before exiting the game due to a knee injury...(11/15) vs. Dal.: Recorded a season-high four receptions for 32 yards...(12/20) at Pit.: Caught four passes for a season-high 71 yards (17.8 avg.)...(1/3/10) at Ari.: Returned three kickoffs for 89 yards (29.7 avg.), highlighted by a 54-yard return in the fourth quarter.

2008 (with GB): Played in all 16 games and made two starts...Finished fourth on the team with 33 receptions for 366 yards (11.1 avg.) and two TDs...Also returned 11 kickoffs for 208 yards (18.9 avg.)...(9/8) vs. Min.: Made his NFL debut...(9/14) at Det.: Caught his first NFL pass, a 29-yard TD reception from QB Aaron Rodgers in the second quarter...(9/21) vs. Dal.: Established a season high with four catches for 42 yards...(11/2) at Ten.: Started his first career game and posted two catches for 34 yards...Recorded a 40-yard kickoff return in the second quarter.

COLLEGE: Played in 36 games over three seasons at Kansas State...Began his career as a walk-on safety before transitioning to wide receiver in 2005...Totaled 206 receptions for 2,822 yards (13.7 avg.) and 20 TDs...Finished his career ranked second in school history with 206 receptions...Became just the fifth player in school history to eclipse the 2,000-yard career receiving mark and tied a school record for 100-yard receiving games with 10...Also returned two of his six career punt returns for TDs, an 89-yarder and a 92-yarder, and threw two passes as a senior, both for TDs...Posted the most prolific single season in Kansas State history with 122 receptions for 1,606 yards in 2007 on his way to earning consensus All-American honors...Registered a school-record eight 100-yard receiving games...Caught at least eight passes in 10 games and 10 or more passes six times...

Ranked second in both the Big 12 and in the nation in receptions and yardage...Was one of just two receivers in the country to record 1,600 yards receiving...Broke his own school single-game receiving yardage record set earlier in the season with 214 yards on 14 grabs...Earned first-team All-Big 12 honors from the Associated Press and the league coaches...Was one of three finalists for the Biletnikoff Award, given annually to the top receiver in the nation...Also earned honorable mention recognition from the league's coaches as a punt/kick returner despite returning just five punts on the season...Led the team in receptions (45), receiving yards (669) and receiving TDs (eight) as a sophomore...Majorred in social science

PERSONAL: Attended Riley County (Kan.) High School...Was a second-team all-state selection for all divisions as a senior at both quarterback and defensive back...Earned first-team 3A all-state honors from the Topeka Capital-Journal at QB...Connected on 62 percent of his passes for 1,029 yards and eight TDs as a senior...Also rushed for 1,572 yards, averaging 9.8 yards per carry with 25 TDs...Played in the 2003 Kansas Shrine Bowl...Named first-team all-state as a senior in basketball for all divisions by the Topeka Capital-Journal...Set school career records for blocks (161), steals (225) and assists (325)...Named the Flint Hills Player of the Year in basketball by the Manhattan Mercury...Won 3A track titles in the 100, 200, 400 and long jump at the 2003 state meet...Set division records in the 100 meters (10.63) and 200 meters (21.64).

ADDITIONAL STATISTICS: Additional statistics: Special teams tackles — 3 in 2011. Miscellaneous tackles — 3 in 2008, 1 in 2011, 1 in 2012, 1 in 2013; NFL totals: 6.

SINGLE-GAME HIGHS: RECEIVING: Receptions — 12, 11/13/16 at Ten. Yards — 209, 9/14/14 vs. NYJ. Long — 93t, 10/16/11 vs. StL. Touchdowns — 3, two times; last: 10/14/12 at Hou. KICKOFF RETURNS: Returns — 7, 10/30/10 vs. Det. Yards — 156, 9/12/10 at Phi. Long — 54, 1/3/10 at Ari.

JORDY NELSON'S CAREER STATISTICS

Year	Team	GP	GS	RECEIVING					RUSHING					TOTAL OFFENSE
				Rec.	Yds.	Avg.	Lg.	TD	Att.	Yds.	Avg.	Lg.	TD	
2008	Green Bay	16	2	33	366	11.1	29t	2	0	0	-	-	0	366
2009	Green Bay	13	0	22	320	14.5	51	2	0	0	-	-	0	320
2010	Green Bay	16	4	45	582	12.9	80t	2	0	0	-	-	0	582
2011	Green Bay	16	9	68	1,263	18.6	93t	15	0	0	-	-	0	1,263
2012	Green Bay	12	10	49	745	15.2	73	7	0	0	-	-	0	745
2013	Green Bay	16	16	85	1,314	15.5	76t	8	0	0	-	-	0	1,314
2014	Green Bay	16	16	98	1,519	15.5	80t	13	0	0	-	-	0	1,519
2015	Green Bay			(RESERVE/INJURED LIST - KNEE)										
2016	Green Bay	16	16	97	1,257	13.0	60	14	0	0	-	-	0	1,257
2017	Green Bay	15	15	53	482	9.1	58	6	0	0	-	-	0	482
Totals		136	88	550	7,848	14.3	93t	69	0	0	-	-	0	7,848
POSTSEASON														
2009	Green Bay	1	0	1	11	11.0	11t	1	0	0	-	-	0	11
2010	Green Bay	4	3	21	286	13.6	38	2	0	0	-	-	0	286
2011	Green Bay	1	0	3	39	13.0	17	0	0	0	-	-	0	39
2012	Green Bay	2	0	8	97	12.1	23	0	0	0	-	-	0	97
2013	Green Bay	1	1	7	62	8.9	19	1	0	0	-	-	0	62
2014	Green Bay	2	2	7	93	13.3	23	0	0	0	-	-	0	93
2016	Green Bay	2	2	7	80	11.4	27	1	0	0	-	-	0	80
Totals		13	8	54	668	12.4	38	5	0	0	-	-	0	668

		KICKOFF RETURNS					PUNT RETURNS					
Year	Team	Ret.	Yds.	Avg.	Lg.	TD	Ret.	FC	Yds.	Avg.	Lg.	TD
2008	Green Bay	11	208	18.9	45	0	0	0	0	-	-	0
2009	Green Bay	25	635	25.4	54	0	17	6	90	5.3	14	0
2010	Green Bay	22	496	22.5	51	0	0	0	0	-	-	0
2011	Green Bay	0	0	-	-	0	0	1	0	-	-	0
2014	Green Bay	1	0	0.0	0	0	0	0	0	-	-	0
Totals		59	1,339	22.7	54	0	17	7	90	5.3	14	0
POSTSEASON												
2009	Green Bay	4	79	19.8	28	0	0	0	0	-	-	0
2010	Green Bay	1	19	19.0	19	0	0	0	0	-	-	0
Totals		5	98	19.6	28	0	0	0	0	-	-	0

JORDY NELSON GAME-BY-GAME

2017, GREEN BAY (7-9)

RECEIVING										RUSHING					TOTAL
Date	Opp.	W/L	GP/GS	Rec.	Yds.	Avg.	Lg.	TD		Att.	Yds.	Avg.	Lg.	TD	OFFENSE
9/10	Sea.	W	1/1	7	79	11.3	32t	1		0	0	-	-	0	79
9/17	at Atl.	L	1/1	0	0	-	-	0		0	0	-	-	0	0
9/24	Cin.	W	1/1	6	52	8.7	23	2		0	0	-	-	0	52
9/28	Chi.	W	1/1	4	75	18.8	58	2		0	0	-	-	0	75
10/8	at Dal.	W	1/1	2	24	12.0	14	1		0	0	-	-	0	24
10/15	at Min.	L	1/1	6	60	10.0	26	0		0	0	-	-	0	60
10/22	NO	L	1/1	1	13	13.0	13	0		0	0	-	-	0	13
11/6	Det.	L	1/1	4	35	8.8	12	0		0	0	-	-	0	35
11/12	at Chi.	W	1/1	3	20	6.7	14	0		0	0	-	-	0	20
11/19	Bal.	L	1/1	2	24	12.0	17	0		0	0	-	-	0	24
11/26	at Pit.	L	1/1	3	11	3.7	7	0		0	0	-	-	0	11
12/3	TB	W	1/1	5	17	3.4	6	0		0	0	-	-	0	17
12/10	at Cle.	W	1/1	4	33	8.3	12	0		0	0	-	-	0	33
12/17	at Car.	L	1/1	3	28	9.3	17	0		0	0	-	-	0	28
12/23	Min.	L	1/1	3	11	3.7	5	0		0	0	-	-	0	11
12/31	at Det.	L		(INACTIVE - SHOULDER)											
Totals			15/15	53	482	9.1	58	6		0	0	-	-	0	482

2016, GREEN BAY (10-6)

Date	Opp.	W/L	GP/GS	RECEIVING						RUSHING					TOTAL
				Rec.	Yds.	Avg.	Lg.	TD	8	1	Att.	Yds.	Avg.	Lg.	TD
9/11	at Jac.	W	1/1	6	32	5.3	8	1		0	0	-	-	0	32
9/18	at Min.	L	1/1	5	73	14.6	39	1		0	0	-	-	0	73
9/25	Det.	W	1/1	6	101	16.8	49	2		0	0	-	-	0	101
10/9	NYG	W	1/1	4	38	9.5	17	1		0	0	-	-	0	38
10/16	Dal.	L	1/1	5	68	13.6	25	0		0	0	-	-	0	68
10/20	Chi.	W	1/1	1	9	9.0	9	0		0	0	-	-	0	9
10/30	at Atl.	L	1/1	4	94	23.5	58	1		0	0	-	-	0	94
11/6	Ind.	L	1/1	7	94	13.4	26t	1		0	0	-	-	0	94
11/13	at Ten.	L	1/1	12	126	10.5	20	1		0	0	-	-	0	126
11/20	at Was.	L	1/1	3	28	9.3	13t	1		0	0	-	-	0	28
11/28	at Phi.	W	1/1	8	91	11.4	22	0		0	0	-	-	0	91
12/4	Hou.	W	1/1	8	118	14.8	32t	1		0	0	-	-	0	118
12/11	Sea.	W	1/1	6	41	6.8	11	2		0	0	-	-	0	41
12/18	at Chi.	W	1/1	7	124	17.7	60	0		0	0	-	-	0	124
12/24	Min.	W	1/1	9	154	17.1	48	2		0	0	-	-	0	154
1/1/17	at Det.	W	1/1	6	66	11.0	20	0		0	0	-	-	0	66
Totals			16/16	97	1,257	13.0	60	14		0	0	-	-	0	1,257
POSTSEASON															
1/8/17	NYG	W	1/1	1	13	13.0	13	0		0	0	-	-	0	13
1/15/17	at Dal.	W		(INACTIVE - RIBS)											
1/22/17	at Atl.	L	1/1	6	67	11.2	27	1		0	0	-	-	0	67
Totals			2/2	7	80	11.4	27	1		0	0	-	-	0	80

JORDY NELSON GAME-BY-GAME

2014, GREEN BAY (12-4)

Date	Opp.	W/L	GP/GS	RECEIVING					RUSHING					TOTAL OFFENSE
				Rec.	Yds.	Avg.	Lg.	TD	Att.	Yds.	Avg.	Lg.	TD	
9/4	at Sea.	L	1/1	9	83	9.2	16	0	0	0	-	-	0	83
9/14	NYJ	W	1/1	9	209	23.2	80t	1	0	0	-	-	0	209
9/21	at Det.	L	1/1	5	59	11.8	18	0	0	0	-	-	0	59
9/28	at Chi.	W	1/1	10	108	10.8	23	2	0	0	-	-	0	108
10/2	Min.	W	1/1	1	66	66.0	66t	1	0	0	-	-	0	66
10/12	at Mia.	W	1/1	9	107	11.9	22	1	0	0	-	-	0	107
10/19	Car.	W	1/1	4	80	20.0	59t	1	0	0	-	-	0	80
10/26	at NO	L	1/1	3	25	8.3	9	0	0	0	-	-	0	25
11/9	Chi.	W	1/1	6	152	25.3	73t	2	0	0	-	-	0	152
11/16	Phi.	W	1/1	4	109	27.3	64	1	0	0	-	-	0	109
11/23	at Min.	W	1/1	8	68	8.5	14	0	0	0	-	-	0	68
11/30	NE	W	1/1	2	53	26.5	45t	1	0	0	-	-	0	53
12/8	Atl.	W	1/1	8	146	18.3	60t	2	0	0	-	-	0	146
12/14	at Buf.	L	1/1	5	55	11.0	20	0	0	0	-	-	0	55
12/21	at TB	W	1/1	9	113	12.6	28	1	0	0	-	-	0	113
12/28	Det.	W	1/1	6	86	14.3	22	0	0	0	-	-	0	86
Totals			16/16	98	1,519	15.5	80t	13	0	0	-	-	0	1,519
POSTSEASON														
1/11/15	Dal.	W	1/1	2	22	11.0	11	0	0	0	-	-	0	22
1/18/15	at Sea.	L	1/1	5	71	14.2	23	0	0	0	-	-	0	71
Totals			2/2	7	93	13.3	23	0	0	0	-	-	0	93

2013, GREEN BAY (8-7-1)

Date	Opp.	W/L	GP/GS	RECEIVING					RUSHING					TOTAL OFFENSE
				Rec.	Yds.	Avg.	Lg.	TD	Att.	Yds.	Avg.	Lg.	TD	
9/8	at SF	L	1/1	7	130	18.6	37	1	0	0	-	-	0	130
9/15	Was.	W	1/1	3	66	22.0	37	2	0	0	-	-	0	66
9/22	at Cin.	L	1/1	8	93	11.6	30	0	0	0	-	-	0	93
10/6	Det.	W	1/1	5	82	16.4	31	0	0	0	-	-	0	82
10/13	at Bal.	W	1/1	4	113	28.3	64t	1	0	0	-	-	0	113
10/20	Cle.	W	1/1	5	42	8.4	17	1	0	0	-	-	0	42
10/27	at Min.	W	1/1	7	123	17.6	76t	2	0	0	-	-	0	123
11/4	Chi.	L	1/1	4	67	16.8	27	0	0	0	-	-	0	67
11/10	Phi.	L	1/1	6	56	9.3	30	0	0	0	-	-	0	56
11/17	at NYG	L	1/1	8	117	14.6	29	0	0	0	-	-	0	117
11/24	Min.	T	1/1	4	58	14.5	34	0	0	0	-	-	0	58
11/28	at Det.	L	1/1	2	14	7.0	9	0	0	0	-	-	0	14
12/8	Atl.	W	1/1	4	85	21.3	46	0	0	0	-	-	0	85
12/15	at Dal.	W	1/1	5	61	12.2	21	1	0	0	-	-	0	61
12/22	Pit.	L	1/1	3	46	15.3	31	0	0	0	-	-	0	46
12/29	at Chi.	W	1/1	10	161	16.1	34	0	0	0	-	-	0	161
Totals			16/16	85	1,314	15.5	76t	8	0	0	-	-	0	1,314
POSTSEASON														
1/5/14	SF	L	1/1	7	62	8.9	19	1	0	0	-	-	0	62

JORDY NELSON GAME-BY-GAME

2012, GREEN BAY (11-5)

Date	Opp.	W/L	GP/GS	RECEIVING					RUSHING					TOTAL OFFENSE
				Rec.	Yds.	Avg.	Lg.	TD	Att.	Yds.	Avg.	Lg.	TD	
9/9	SF	L	1/1	5	64	12.8	28	0	0	0	-	-	0	64
9/13	Chi.	W	1/1	6	84	14.0	26	0	0	0	-	-	0	84
9/24	at Sea.	L	1/1	2	19	9.5	13	0	0	0	-	-	0	19
9/30	NO	W	1/0	8	93	11.6	18	1	0	0	-	-	0	93
10/7	at Ind.	L	1/0	2	29	14.5	19	0	0	0	-	-	0	29
10/14	at Hou.	W	1/1	9	121	13.4	41t	3	0	0	-	-	0	121
10/21	at StL.	W	1/1	8	122	15.3	52	1	0	0	-	-	0	122
10/28	Jac.	W		(INACTIVE - HAMSTRING)										
11/4	Ari.	W	1/1	0	0	-	-	0	0	0	-	-	0	0
11/18	at Det.	W	1/1	3	45	15.0	19	0	0	0	-	-	0	45
11/25	at NYG	L	1/1	2	71	35.5	61t	1	0	0	-	-	0	71
12/2	Min.	W	1/1	1	10	10.0	10	0	0	0	-	-	0	10
12/9	Det.	W		(INACTIVE - HAMSTRING)										
12/16	at Chi.	W		(INACTIVE - HAMSTRING)										
12/23	Ten.	W		(INACTIVE - HAMSTRING)										
12/30	at Min.	L	1/1	3	87	29.0	73	1	0	0	-	-	0	87
Totals			12/10	49	745	15.2	73	7	0	0	-	-	0	745
POSTSEASON														
1/5/13	Min.	W	1/0	3	51	17.0	23	0	0	0	-	-	0	51
1/12/13	at SF	L	1/0	5	46	9.2	12	0	0	0	-	-	0	46
Totals			2/0	8	97	12.1	23	0	0	0	-	-	0	97

2011, GREEN BAY (15-1)

Date	Opp.	W/L	GP/GS	RECEIVING					RUSHING					TOTAL OFFENSE
				Rec.	Yds.	Avg.	Lg.	TD	Att.	Yds.	Avg.	Lg.	TD	
9/8	NO	W	1/1	6	77	12.8	36	1	0	0	-	-	0	77
9/18	at Car.	W	1/0	1	84	84.0	84t	1	0	0	-	-	0	84
9/25	at Chi.	W	1/0	3	40	13.3	18	0	0	0	-	-	0	40
10/2	Den.	W	1/1	5	91	18.2	50t	1	0	0	-	-	0	91
10/9	at Atl.	W	1/0	3	17	5.7	9	0	0	0	-	-	0	17
10/16	StL.	W	1/1	2	104	52.0	93t	1	0	0	-	-	0	104
10/23	at Min.	W	1/0	4	52	13.0	16	0	0	0	-	-	0	52
11/6	at SD	W	1/0	5	105	21.0	64	1	0	0	-	-	0	105
11/14	Min.	W	1/1	5	63	12.6	23	2	0	0	-	-	0	63
11/20	TB	W	1/0	6	123	20.5	40t	2	0	0	-	-	0	123
11/24	at Det.	W	1/1	4	26	6.5	15	0	0	0	-	-	0	26
12/4	at NYG	W	1/0	4	94	23.5	33	0	0	0	-	-	0	94
12/11	Oak.	W	1/1	3	81	27.0	37t	1	0	0	-	-	0	81
12/18	at KC	L	1/1	2	29	14.5	22	0	0	0	-	-	0	29
12/25	Chi.	W	1/1	6	115	19.2	55t	2	0	0	-	-	0	115
1/1/12	Det.	W	1/1	9	162	18.0	58t	3	0	0	-	-	0	162
Totals			16/9	68	1,263	18.6	93t	15	0	0	-	-	0	1,263
POSTSEASON														
1/15/12	NYG	L	1/0	3	39	13.0	17	0	0	0	-	-	0	39

JORDY NELSON GAME-BY-GAME

2010, GREEN BAY (10-6)

Date	Opp.	W/L	GP/GS	RECEIVING					RUSHING					TOTAL OFFENSE
				Rec.	Yds.	Avg.	Lg.	TD	Att.	Yds.	Avg.	Lg.	TD	
9/12	at Phi.	W	1/0	1	7	7.0	7	0	0	0	-	-	0	7
9/19	Buf.	W	1/0	2	26	13.0	15	0	0	0	-	-	0	26
9/27	at Chi.	L	1/0	3	20	6.7	8	0	0	0	-	-	0	20
10/3	Det.	W	1/0	0	0	-	-	0	0	0	-	-	0	0
10/10	at Was.	L	1/0	3	42	14.0	25	0	0	0	-	-	0	42
10/17	Mia.	L	1/1	4	64	16.0	24	0	0	0	-	-	0	64
10/24	Min.	W	1/0	4	25	6.3	8	0	0	0	-	-	0	25
10/31	at NYJ	W	1/0	5	55	11.0	19	0	0	0	-	-	0	55
11/7	Dal.	W	1/1	4	42	10.5	27	0	0	0	-	-	0	42
11/21	at Min.	W	1/0	3	20	6.7	8	0	0	0	-	-	0	20
11/28	at Atl.	L	1/0	5	61	12.2	28	1	0	0	-	-	0	61
12/5	SF	W	1/1	2	15	7.5	9	0	0	0	-	-	0	15
12/12	at Det.	L	1/0	2	26	13.0	18	0	0	0	-	-	0	26
12/19	at NE	L	1/1	1	16	16.0	16	0	0	0	-	-	0	16
12/26	NYG	W	1/0	4	124	31.0	80t	1	0	0	-	-	0	124
1/2/11	Chi.	W	1/0	2	39	19.5	25	0	0	0	-	-	0	39
Totals			16/4	45	582	12.9	80t	2	0	0	-	-	0	582
POSTSEASON														
1/9/11	at Phi.	W	1/0	0	0	-	-	0	0	0	-	-	0	0
1/15/11	at Atl.	W	1/1	8	79	9.9	14	1	0	0	-	-	0	79
1/23/11	at Chi.	W	1/1	4	67	16.8	22	0	0	0	-	-	0	67
2/6/11	Pit.	W	1/1	9	140	15.6	38	1	0	0	-	-	0	140
Totals			4/3	21	286	13.6	38	2	0	0	-	-	0	286


2009, GREEN BAY (11-5)

Date	Opp.	W/L	GP/GS	RECEIVING					RUSHING					TOTAL OFFENSE
				Rec.	Yds.	Avg.	Lg.	TD	Att.	Yds.	Avg.	Lg.	TD	
9/13	Chi.	W	1/0	0	0	-	-	0	0	0	-	-	0	0
9/20	Cin.	L	1/0	1	11	11.0	11	0	0	0	-	-	0	11
9/27	at StL.	W	1/0	3	46	15.3	24	0	0	0	-	-	0	46
10/5	at Min.	L	1/0	3	47	15.7	33t	1	0	0	-	-	0	47
10/18	Det.	W	1/0	0	0	-	-	0	0	0	-	-	0	0
10/25	at Cle.	W		(INACTIVE - KNEE)										
11/1	Min.	L		(INACTIVE - KNEE)										
11/8	at TB	L		(INACTIVE - KNEE)										
11/15	Dal.	W	1/0	4	32	8.0	10	0	0	0	-	-	0	32
11/22	SF	W	1/0	3	21	7.0	8	1	0	0	-	-	0	21
11/26	at Det.	W	1/0	1	19	19.0	19	0	0	0	-	-	0	19
12/7	Bal.	W	1/0	1	5	5.0	5	0	0	0	-	-	0	5
12/13	at Chi.	W	1/0	0	0	-	-	0	0	0	-	-	0	0
12/20	at Pit.	L	1/0	4	71	17.8	27	0	0	0	-	-	0	71
12/27	Sea.	W	1/0	1	17	17.0	17	0	0	0	-	-	0	17
1/3/10	at Ari.	W	1/0	1	51	51.0	51	0	0	0	-	-	0	51
Totals			13/0	22	320	14.5	51	2	0	0	-	-	0	320
POSTSEASON														
1/10/10	at Ari.	L	1/0	1	11	11.0	11t	1	0	0	-	-	0	11

JORDY NELSON GAME-BY-GAME

2008, GREEN BAY (6-10)

Date	Opp.	W/L	GP/GS	RECEIVING					RUSHING					TOTAL OFFENSE
				Rec.	Yds.	Avg.	Lg.	TD	Att.	Yds.	Avg.	Lg.	TD	
9/8	Min.	W	1/0	0	0	-	-	0	0	0	-	-	0	0
9/14	at Det.	W	1/0	1	29	29.0	29t	1	0	0	-	-	0	29
9/21	Dal.	L	1/0	4	42	10.5	14	0	0	0	-	-	0	42
9/28	at TB	L	1/0	4	31	7.8	11	0	0	0	-	-	0	31
10/5	Atl.	L	1/0	1	14	14.0	14	0	0	0	-	-	0	14
10/12	at Sea.	W	1/0	4	42	10.5	14	0	0	0	-	-	0	42
10/19	Ind.	W	1/0	2	19	9.5	11	0	0	0	-	-	0	19
11/2	at Ten.	L	1/1	2	34	17.0	24	0	0	0	-	-	0	34
11/9	at Min.	L	1/1	2	17	8.5	9	0	0	0	-	-	0	17
11/16	Chi.	W	1/0	1	19	19.0	19	0	0	0	-	-	0	19
11/24	at NO	L	1/0	3	21	7.0	8	0	0	0	-	-	0	21
11/30	Car.	L	1/0	2	28	14.0	23	0	0	0	-	-	0	28
12/7	Hou.	L	1/0	3	25	8.3	10	1	0	0	-	-	0	25
12/14	at Jac.	L	1/0	1	9	9.0	9	0	0	0	-	-	0	9
12/22	at Chi.	L	1/0	2	27	13.5	15	0	0	0	-	-	0	27
12/28	Det.	W	1/0	1	9	9.0	9	0	0	0	-	-	0	9
Totals			16/2	33	366	11.1	29t	2	0	0	-	-	0	366



REGGIE NELSON

27

SAFETY
5-11 | 210
FLORIDA
NFL EXP.: 12
RAIDERS EXP.: 3

ACQUIRED: UFA-'16 (Cin.)
HOMETOWN:
MELBOURNE, FLA.
BORN: 09/21/83



TRANSACTIONS: Selected by Jacksonville Jaguars in the first round (21st overall) of the 2007 NFL Draft, April 28, 2007...Acquired via trade by Cincinnati Bengals from Jacksonville, Sept. 5, 2010...Re-signed by Bengals as an unrestricted free agent, March 19, 2012...Signed by Oakland Raiders as an unrestricted free agent, April 7, 2016...Re-signed by Raiders as a free agent, March 30, 2018.

CAREER: Veteran safety enters his 12th NFL season and third with the Silver and Black...Has started all 32 games in his first two seasons with the Raiders...Earned his second career Pro Bowl selection in 2016 after leading all NFL safeties, finishing second overall, with seven takeaways...Tied a career high with 14 passes defended in 2016, and finished second on the team with 87 tackles (57 solo)...Before joining in the 2016 offseason, spent three years with the Jacksonville Jaguars and the previous six with the Cincinnati Bengals...Named to his first Pro Bowl in 2015 after leading the NFL with eight INTs and starting all 16 games for the Bengals...Leads all active players with 36 INTs entering 2018...Has started all 16 games each of the past four seasons...Set a career high with 102 tackles in 2011 with the Bengals...Career totals include 170 games played with 157 starts, 820 tackles (594), 36 INTs, 91 passes defended, 6.5 sacks, 10 forced fumbles and seven fumble recoveries.

AT A GLANCE

- Enters 2018 as the NFL's active leader with 36 INTs.
- In 2016, led the Raiders with five INTs, finished second on the team with 86 tackles (57 solo), tied for first with 14 passes defended, and added two fumble recoveries.
- Earned his second Pro Bowl nod after leading all NFL safeties and finishing tied for second overall, with seven takeaways in 2016.
- Led the NFL with eight INTs in 2015, earning a trip to his first Pro Bowl.
- Led all rookies with five INTs with the Jaguars in 2007.
- Played in 25 games at Florida, earning All-SEC First Team, honors in 2006 and helped the team capture the BCS, National Championship.

2017: Started all 16 games for the fourth consecutive season, making 96 tackles (71 solo) and totaling one INT, five passes defended and two forced fumbles...His 96 tackles ranked second on the team...(9/10) at Ten.: Made his season debut, finishing second on the team with eight tackles (five) and adding one pass defended...(9/17) vs. NYJ: Was active throughout the contest, totaling seven stops...(9/24) at Was.: Tallied four tackles (three)...(10/1) at Den.: Posted five tackles (four) and one pass defended...(10/8) vs. Bal.: Posted five tackles in the loss...(10/15) vs. LAC: Made seven tackles (five)...(10/19) vs. KC: Recorded eight tackles in the victory...(10/29) at Buf.: Made six stops...(11/5) at Mia.: Led the secondary and set a season high with 10 tackles in the victory...(11/19) vs. NE: Tallied five tackles...(11/26) vs. Den.: Recorded six tackles in the victory...(12/3) vs. NYG: Tallied five tackles...(12/10) at KC: Posted five tackles...(12/17) vs. Dal.: Posted five tackles...(12/25) at Phi.: Totaled six tackles, a season-high three passes defended, his first INT of the season and one forced fumble...Intercepted QB Nick Foles in the second half on a tipped ball, returning it three yards...(12/31) at LAC: Made seven tackles in the season finale.



2016: Started every game on the season, playing nearly every snap, marking the third consecutive season he has played and started in all 16 games...His clutch play late in games helped seal three victories, one of which was a play-off-clinching INT against the Chargers in Week 15...Led all safeties in the NFL with seven takeaways and was tied for second overall en route to his second career Pro Bowl honor...Finished second on the team with 87 tackles (57 solo), adding a team-leading five INTs, two fumble recoveries and also tied for the team lead with 14 passes defended...(9/11) at NO: Made his Raiders debut as the starting free safety for the defense...Piled up a team-high nine tackles (five) in the season-opening victory...(9/18) vs. Atl.: Led the team in tackles for the second straight game...His 16 tackles (11) marked a career high for the veteran...(9/25) at Ten.: After a forced fumble, recorded his first takeaway of the season by making the recovery...Notched his first INT of the season after a deflection, ending the final drive of the first half...Finished with six tackles (four), one INT, one fumble recovery and two passes defended...(10/2) at Bal.: Logged eight tackles (six) and added one pass defended...Forced an incompletion the Ravens' final drive on fourth down to seal the victory...(10/9) vs. SD: After LB Perry Riley Jr. forced a fumble, recorded his second fumble recovery of the season...The takeaway marked his team-leading third of the year...Finished with six tackles (five), one pass defended and one fumble recovery...(10/16) vs. KC: Registered five tackles (three) and one pass defended...(10/23) at Jac.: Recorded an INT to seal the game on the Jaguars' final possession of the day...Ended the day playing every defensive snap and finished with two tackles (one), one INT and one pass defended...(10/30) at TB: Recorded four tackles (three) for a defense that allowed 270 total yards in the victory...(11/6) vs. Den.: On the Broncos' last drive of the contest, recorded his third INT of the season to seal the game for the Raiders...Finished with one INT in the contest and three passes defended...(11/21) vs. Hou.: Added two more stops to his

season total while also notching his fourth pass defended in the last two games...**(11/27) vs. Car.**: Recorded five tackles (three) in the victory...**(12/4) vs. Buf.**: Recorded five tackles (three) for the second consecutive game, helping hold the Bills' offense to under 200 passing yards...Played every snap on defense in the victory...**(12/8) at KC.**: Registered five tackles (four) for the third consecutive game and added his 11th pass defended of the season...**(12/18) at SD.**: Sealed the victory for the Raiders with a late INT of QB Philip Rivers, Oakland's second takeaway of the game...His fourth INT of the season marked his sixth takeaway, the third of which that has led to a game-ending kneel down by the offense...Ended with four tackles (one), one INT and one pass defended...**(12/24) vs. Ind.**: Picked off QB Andrew Luck for his team-leading fifth INT of the season...Finished with five tackles (three) in addition to his pass defended and INT...**(1/1/17) at Den.**: Added four tackles (three) in his 16th start for the Silver and Black while adding another pass defended...**Postseason: (1/7/17) at Hou.**: In his sixth consecutive postseason appearance, recorded a team-high seven stops (five) while playing every defensive snap in the game.

2015 (with Cin.): Started all 16 games for the Bengals, helping the team reach the playoffs for the fifth straight year...Led the NFL with eight INTs and earned his first Pro Bowl nod...Totalled 72 tackles (50 solo), 14 passes defended and two fumble recoveries...Posted an INT in five straight games in November/December...**(9/13) at Oak.**: Posted one INT in the season opener, intercepting QB Matt McGloin...**(10/18) at Buf.**: Posted a season-high 11 tackles (eight) and one pass defended...**(11/1) at Pit.**: Tallied five tackles and two INTs, returning one 37 yards and the other 14 yards...**(11/16) vs. Hou.**: Hauled in one INT and posted six tackles and two passes defended...**(11/22) at Ari.**: Tallied three tackles and one INT, returning it 23 yards...**(12/6) at Cle.**: Recorded five tackles and one INT, returning it 31 yards...**(12/13) vs. Pit.**: Posted one INT and three tackles...**(1/3/16) vs. Bal.**: Made 10 tackles in the season finale...**Postseason: (1/9/16) vs. Pit.**: Posted three tackles and one sack in the Wild Card loss.

2014 (with Cin.): Started all 16 games and led the team with four INTs...Also ranked second in passes defended...Totals include 92 tackles (60 solo), 1.5 sacks, four INTs and 13 passes defended...**(9/7) at Bal.**: Finished second on the team with nine tackles and a half sack...**(9/14) vs. Atl.**: Posted a sack for the second straight game and added four tackles and one pass defended...**(9/21) vs. Ten.**: Tallied six tackles and one INT, picking off QB Jack Locker...**(10/12) vs. Car.**: Led the team with 11 tackles and posted one INT of QB Cam Newton...**(11/30) at TB.**: Posted six tackles and one pass defended in the win...**(12/22) vs. Den.**: Tallied five tackles and one INT in the victory...**(12/28) at Pit.**: Made three tackles and hauled in an INT...**Postseason: (1/4/15) at Ind.**: Made five tackles and posted a fumble recovery.

2013 (with Cin.): Started all 15 games he played in, missing one due to injury...Totalled 59 tackles (44 solo), two INTs, eight passes defended, one sack, one forced fumble and two fumble recoveries...**(9/16) vs. Pit.**: Made one tackle and posted one INT in the victory...**(9/22) vs. GB.**: Tallied three tackles and one fumble recovery, sealing the victory...**(10/20) at Det.**: Tallied for tackles and one pass defended in the victory...**(10/27) vs. NYJ.**: Made two tackles and logged an 11-yard sack of QB Geno Smith...**(11/17) at Cle.**: Led the secondary with nine tackles and added one INT and two passes defended...**(12/1) at SD.**: Posted six tackles and forced a fumble of TE Antonio Gates...**(12/15) at Pit.**: Led the secondary with seven tackles...**(12/29) vs. Bal.**: Recorded six tackles and two passes defended in the victory...**Postseason: (1/5/14) vs. SD.**: Totalled four tackles in the Wild Card loss to the Chargers.

2012 (with Cin.): Started 14 games, totaling 84 tackles (58 solo), three INTs, nine passes defended, one sack and two forced fumbles...Missed two games due to a hamstring injury...His nine passes defended ranked fourth on the team...**(9/23) at Was.**: Tied a season high with 10 tackles...**(10/14) at Cle.**: Made nine tackles and forced a fumble...**(11/25) vs. Oak.**: Led the secondary with six tackles and tallied one pass defended...**(12/2) at SD.**: Recorded six tackles and one INT, picking off QB Philip Rivers to seal the victory...**(12/9) vs. Dal.**: Notched five tackles and added one INT and one sack of QB Tony Romo...**(12/13) at Phi.**: Made two tackles and posted one forced fumble...**(12/23) at Pit.**: Picked off QB Ben Roethlisberger...Added two tackles and two passes defended in the win...**Postseason: (1/5/13) at Hou.**: Made 10 tackles in the Wild Card loss to the Texans.

2011 (with Cin.): Started all 16 games for the first time as a Bengal, setting a career-high with 102 tackles...Ranked third on the team with eight passes defended...Also added four INTs, two sacks and two forced fumbles...**(9/11) at Cle.**: Notched a team-high nine tackles, one pass defended and an 8-yard sack of QB Colt McCoy...**(9/18) at Den.**: Posted eight tackles and one forced fumble...**(9/25) vs. SF.**: Set a season high and led the team with 13 tackles...**(10/16) vs. Ind.**: Led the team with eight tackles and added one forced fumble that sealed the victory...**(10/30) at Sea.**: Posted five tackles and his first career INT-TD, returning an INT of QB Tarvaris Jackson 75 yards for the score...**(11/27) vs. Cle.**: Made five tackles and posted an INT...**(12/11) vs. Hou.**: Led the secondary with 10 tackles and added an INT...**(12/24) vs. Ari.**: Tied for the team lead with six tackles and added one sack...Also tallied an INT...**Postseason: (1/7/12) at Hou.**: Totalled six tackles and one sack in the Wild Card loss to the Texans.

2010 (with Cin.): Played in all 16 games with six starts in his first season with the Bengals...Began the year with the Jaguars before being traded to Cincinnati on Sept. 4...Totalled 51 tackles (35 solo) with two INTs, seven passes defended and two forced fumbles...**(9/12) at NE.**: Made his Bengals debut, playing on special teams...**(10/24) at Atl.**: Saw his first action of the season on defense, recording two tackles...**(11/14) at Ind.**: Posted six tackles...**(11/21) vs. Buf.**: Recorded five tackles and led the team with three passes defended...**(11/25) at NYJ.**: Led the secondary with seven tackles...**(12/5) vs. NO.**: Logged his first INT of the year, picking off QB Drew Brees and returning it seven yards...**(12/19) vs. Cle.**: Tallied seven tackles...**(12/26) vs. SD.**: Posted seven tackles to lead the secondary and added one pass defended and a forced fumble in the win...**(1/2/11) vs. Bal.**: Notched four tackles, one INT and one forced fumble in the season finale.

2009 (with Jac.): Played in all 16 games with 14 starts...Ranked third on the team with 69 tackles...Also registered one pass defended and one fumble recovery...**(9/13) at Ind.**: Finished with seven tackles (six solo)...**(9/27) at Hou.**: Finished with five tackles...Added one special teams stop...**(10/4) vs. Ten.**: Made six stops in the victory...**(10/11) at Sea.**: Posted one tackle...**(10/18) vs. StL.**: Notched six tackles...**(11/1) at Ten.**: Made his first career start at cornerback due to injury and was credited with a season-high seven tackles...**(12/17) vs. Ind.**: Posted five tackles, one pass defended and one fumble recovery.

2008 (with Jac.): Started all 13 games he played in...Inactive for three games due to a knee injury...Finished the year with 52 tackles (46 solo), two INTs and three passes defended...**(9/7) at Ten.**: Posted four tackles in the season opener...**(9/21) at Ind.**: Made four tackles before leaving the game in the fourth quarter due to a knee injury...**(10/26) vs. Cle.**: Returned to the lineup and posted five tackles...**(11/2) at Cin.**: Tallied six tackles...**(11/16) vs. Ten.**: Hauled in his first INT of the season, intercepting QB Kerry Collins...Added one tackle...**(12/14) vs. GB.**: Posted five tackles and sealed the victory with an INT of QB Aaron Rodgers on the game's final drive...**(12/18) vs. Ind.**: Set a season high with seven tackles and one pass defended.

2007 (with Jac.): Played in all 16 games as a rookie, starting 15...Set a team rookie record with five INTs, tying with Bengals CB Leon Hall for the most among NFL rookies...Tied for sixth in the AFC and ninth in the NFL in INTs...Named to Pro Football Weekly's All-Rookie Team...Ranked fourth on the club with 57 tackles (52 solo) and had one forced fumble, one sack and nine passes defended (second on the club)...**(9/9) vs. Ten.:** Made his NFL debut and led the secondary with seven tackles...Also recorded his first career sack, taking down QB Vince Young...Added a forced fumble...**(9/16) vs. Atl.:** Made his first career start and posted one tackle...**(10/7) at KC:** Posted five tackles and his first career INT, picking off QB Damon Huard...**(10/22) vs. Ind.:** Registered four tackles...**(10/28) at TB:** Posted five tackles, one INT and one pass defended...**(11/4) at NO:** Talled a season-high 10 tackles and two passes defended...**(11/18) vs. SD:** Recorded five tackles and one INT of QB Philip Rivers, returning it 34 yards...**(12/2) at Ind.:** Intercepted QB Peyton Manning and returned it 37 yards...**(12/23) vs. Oak.:** Had a team-high three passes defended and one INT...**Postseason:** **(1/5/08) at Pit.:** Recorded three tackles in postseason debut...**(1/12/08) at NE:** Posted six tackles in Divisional loss to the Patriots.

COLLEGE: Played in 25 games at Florida with 18 starts over two seasons...Career totals include 97 tackles (66 solo), four sacks, two fumble recoveries and seven INTs including one for a TD...Blocked two kicks on special teams...Was unanimous All-SEC consensus All-American First Team choice in 2006...Started all 14 games as a junior and led team with six INTs as part of BCS National Championship Team...Finalist for Nagurski Trophy (nation's top defensive player) and Thorpe Award (nation's top defensive back)...Played in 11 games with four starts as a sophomore and finished with 46 tackles and four sacks...Played at Coffeyville Community College in Kansas in 2004 and set school record for INT return yards with 175 on six INTs...Majoried in sociology.

PERSONAL: Attended Palm Bay High School in Melbourne, Fla., and was a two-time first team all-state selection.

ADDITIONAL STATISTICS: Touchdowns (1): 10/30/11 at Sea, 75-yard INT return. Special teams tackles – 9 in 2007, 5 in 2008, 4 in 2009, 6 in 2010, 3 in 2011, 3 in 2012, 7 in 2013, 3 in 2014, 5 in 2015; NFL totals: 45.

SINGLE-GAME HIGHS: TACKLES: Total – 16, 9/18/16 vs. Atl. Solo – 11, 9/18/16 vs. Atl. Interceptions – 2, 11/1/15 at Pit. Passes defended – 3, four times; last: 12/25/17 at Phi. Sacks – 1, five times; last: 9/14/14 vs. Atl. Forced fumbles – 1, 10 times; last: 12/31/17 at LAC. Fumble recoveries – 1, seven times; last: 10/9/16 vs. SD.

REGGIE NELSON'S CAREER STATISTICS

Year	Team	GP	GS	TACKLES					Yds.	INTERCEPTIONS					FUMBLES		
				Total	Solo	Asst.	Sacks			No.	Yds.	Lg.	TD	PD	FF	FR	Yds.
2007	Jacksonville	16	15	57	52	5	1.0	6.0		5	76	37	0	9	1	0	0
2008	Jacksonville	13	13	52	46	6	0.0	0.0		2	0	0	0	3	0	0	0
2009	Jacksonville	16	14	69	63	6	0.0	0.0		0	0	-	0	1	0	1	0
2010	Cincinnati	16	6	51	35	16	0.0	0.0		2	63	56	0	7	2	0	0
2011	Cincinnati	16	16	102	58	44	2.0	16.0		4	115	75t	1	8	2	0	0
2012	Cincinnati	14	14	84	58	26	1.0	8.0		3	10	10	0	9	2	0	0
2013	Cincinnati	15	15	59	44	15	1.0	11.0		2	0	0	0	8	1	2	12
2014	Cincinnati	16	16	92	60	32	1.5	12.5		4	30	31	0	13	0	0	0
2015	Cincinnati	16	16	72	50	22	0.0	0.0		8	115	37	0	14	0	2	25
2016	Oakland	16	16	86	57	29	0.0	0.0		5	74	40	0	14	0	2	0
2017	Oakland	16	16	96	71	25	0.0	0.0		1	3	3	0	5	2	0	0
Totals		170	157	820	594	226	6.5	53.5		36	486	75t	1	91	10	7	37
POSTSEASON																	
2007	Jacksonville	2	2	9	7	2	0.0	0.0		0	0	-	0	0	0	0	0
2011	Cincinnati	1	1	6	4	2	1.0	7.0		0	0	-	0	0	0	0	0
2012	Cincinnati	1	1	10	9	1	0.0	0.0		0	0	-	0	0	0	0	0
2013	Cincinnati	1	1	4	4	0	0.0	0.0		0	0	-	0	0	0	0	0
2014	Cincinnati	1	1	5	4	1	0.0	0.0		0	0	-	0	0	0	1	6
2015	Cincinnati	1	1	3	3	0	1.0	10.0		0	0	-	0	0	0	0	0
2016	Oakland	1	1	7	5	2	0.0	0.0		0	0	-	0	0	0	0	0
Totals		8	8	44	36	8	2.0	17.0		0	0	-	0	0	0	1	6

REGGIE NELSON GAME-BY-GAME

2017, OAKLAND (6-10)

Date	Opp.	W/L	GP/GS	TACKLES					Yds.	INTERCEPTIONS					FUMBLES		
				Total	Solo	Asst.	Sacks			No.	Yds.	Lg.	TD	PD	FF	FR	Yds.
9/10	at Ten.	W	1/1	8	5	3	0.0	0.0		0	0	-	0	1	0	0	0
9/17	NYJ	W	1/1	7	5	2	0.0	0.0		0	0	-	0	0	0	0	0
9/24	at Was.	L	1/1	4	3	1	0.0	0.0		0	0	-	0	0	0	0	0
10/1	at Den.	L	1/1	5	4	1	0.0	0.0		0	0	-	0	1	0	0	0
10/8	Bal.	L	1/1	5	5	0	0.0	0.0		0	0	-	0	0	0	0	0
10/15	LAC	L	1/1	4	4	0	0.0	0.0		0	0	-	0	0	0	0	0
10/19	KC	W	1/1	8	6	2	0.0	0.0		0	0	-	0	0	0	0	0
10/29	at Buf.	L	1/1	6	4	2	0.0	0.0		0	0	-	0	0	0	0	0
11/5	at Mia.	W	1/1	10	6	4	0.0	0.0		0	0	-	0	0	0	0	0
11/19	NE	L	1/1	5	4	1	0.0	0.0		0	0	-	0	0	0	0	0
11/26	Den.	W	1/1	6	5	1	0.0	0.0		0	0	-	0	0	0	0	0
12/3	NYG	W	1/1	5	2	3	0.0	0.0		0	0	-	0	0	0	0	0
12/10	at KC	L	1/1	5	4	1	0.0	0.0		0	0	-	0	0	0	0	0
12/17	Dal.	L	1/1	5	4	1	0.0	0.0		0	0	-	0	0	0	0	0
12/25	at Phi.	L	1/1	6	6	0	0.0	0.0		1	3	3	0	3	1	0	0
12/31	at LAC	L	1/1	7	4	3	0.0	0.0		0	0	-	0	0	1	0	0
Totals			16/16	96	71	25	0.0	0.0		1	3	3	0	5	2	0	0

REGGIE NELSON GAME-BY-GAME

2016, OAKLAND (12-4)

Date	Opp.	W/L	GP/GS	TACKLES					Yds.	INTERCEPTIONS					FUMBLES		
				Total	Solo	Asst.	Sacks			No.	Yds.	Lg.	TD	PD	FF	FR	Yds.
9/11	at NO	W	1/1	9	5	4	0.0	0.0	0	0	-	0	0	0	0	0	0
9/18	Atl.	L	1/1	16	11	5	0.0	0.0	0	0	-	0	0	0	0	0	0
9/25	at Ten.	W	1/1	6	4	2	0.0	0.0	1	12	12	0	2	0	1	0	0
10/2	at Bal.	W	1/1	8	6	2	0.0	0.0	0	0	-	0	1	0	0	0	0
10/9	SD	W	1/1	6	5	1	0.0	0.0	0	0	-	0	1	0	1	0	0
10/16	KC	L	1/1	5	3	2	0.0	0.0	0	0	-	0	1	0	0	0	0
10/23	at Jac.	W	1/1	2	1	1	0.0	0.0	1	40	40	0	1	0	0	0	0
10/30	at TB	W	1/1	4	3	1	0.0	0.0	0	0	-	0	0	0	0	0	0
11/6	Den.	W	1/1	0	0	0	0.0	0.0	1	7	7	0	3	0	0	0	0
11/21	Hou.	W	1/1	2	2	0	0.0	0.0	0	0	-	0	1	0	0	0	0
11/27	Car.	W	1/1	5	3	2	0.0	0.0	0	0	-	0	0	0	0	0	0
12/4	Buf.	W	1/1	5	3	2	0.0	0.0	0	0	-	0	0	0	0	0	0
12/8	at KC	L	1/1	5	4	1	0.0	0.0	0	0	-	0	1	0	0	0	0
12/18	at SD	W	1/1	4	1	3	0.0	0.0	1	15	15	0	1	0	0	0	0
12/24	Ind.	W	1/1	5	3	2	0.0	0.0	1	0	0	0	1	0	0	0	0
1/1/17	at Den.	L	1/1	4	3	1	0.0	0.0	0	0	-	0	1	0	0	0	0
Totals			16/16	86	57	29	0.0	0.0	5	74	40	0	14	0	2	0	0
POSTSEASON																	
1/7/17	at Hou.	L	1/1	7	5	2	0.0	0.0	0	0	-	0	0	0	0	0	0

2015, CINCINNATI (12-4)

Date	Opp.	W/L	GP/GS	TACKLES					Yds.	INTERCEPTIONS					FUMBLES		
				Total	Solo	Asst.	Sacks			No.	Yds.	Lg.	TD	PD	FF	FR	Yds.
9/13	at Oak.	W	1/1	0	0	0	0.0	0.0	1	0	0	0	1	0	0	0	0
9/20	SD	W	1/1	4	2	2	0.0	0.0	0	0	-	0	0	0	0	0	0
9/27	at Bal.	W	1/1	3	2	1	0.0	0.0	0	0	-	0	0	0	0	0	0
10/4	KC	W	1/1	9	6	3	0.0	0.0	0	0	-	0	0	0	0	1	25
10/11	Sea.	W	1/1	4	2	2	0.0	0.0	0	0	-	0	0	0	0	0	0
10/18	at Buf.	W	1/1	11	8	3	0.0	0.0	0	0	-	0	1	0	0	0	0
11/1	at Pit.	W	1/1	5	5	0	0.0	0.0	2	51	37	0	2	0	0	0	0
11/5	Cle.	W	1/1	2	2	0	0.0	0.0	0	0	-	0	0	0	0	0	0
11/16	Hou.	L	1/1	6	2	4	0.0	0.0	1	0	0	0	2	0	0	0	0
11/22	at Ari.	L	1/1	3	3	0	0.0	0.0	1	23	23	0	1	0	0	0	0
11/29	StL.	W	1/1	2	2	0	0.0	0.0	1	10	10	0	1	0	0	0	0
12/6	at Cle.	W	1/1	5	5	0	0.0	0.0	1	31	31	0	1	0	0	0	0
12/13	Pit.	L	1/1	3	2	1	0.0	0.0	1	0	0	0	1	0	0	0	0
12/20	at SF	W	1/1	4	3	1	0.0	0.0	0	0	-	0	1	0	0	0	0
12/28	at Den.	L	1/1	1	0	1	0.0	0.0	0	0	-	0	2	0	1	0	0
1/3/16	Bal.	W	1/1	10	6	4	0.0	0.0	0	0	-	0	1	0	0	0	0
Totals			16/16	72	50	22	0.0	0.0	8	115	37	0	14	0	2	25	0
POSTSEASON																	
1/9/16	vs. Pit.	L	1/1	3	3	0	1.0	10.0	0	0	-	0	0	0	0	0	0

REGGIE NELSON GAME-BY-GAME

2014, CINCINNATI (10-5-1)

Date	Opp.	W/L	GP/GS	TACKLES					Yds.	INTERCEPTIONS					FUMBLES		
				Total	Solo	Asst.	Sacks			No.	Yds.	Lg.	TD	PD	FF	FR	Yds.
9/7	at Bal.	W	1/1	9	6	3	0.5	3.5		0	0	-	0	0	0	0	0
9/14	Atl.	W	1/1	4	2	2	1.0	9.0		0	0	-	0	1	0	0	0
9/21	Ten.	W	1/1	6	3	3	0.0	0.0		1	0	0	0	1	0	0	0
10/5	at NE	L	1/1	4	2	2	0.0	0.0		0	0	-	0	0	0	0	0
10/12	Car.	T	1/1	11	9	2	0.0	0.0		1	31	31	0	2	0	0	0
10/19	at Ind.	L	1/1	9	5	4	0.0	0.0		0	0	-	0	0	0	0	0
10/26	Bal.	W	1/1	5	3	2	0.0	0.0		0	0	-	0	0	0	0	0
11/2	Jac.	W	1/1	3	2	1	0.0	0.0		0	0	-	0	0	0	0	0
11/6	Cle.	L	1/1	8	3	5	0.0	0.0		0	0	-	0	2	0	0	0
11/16	at NO	W	1/1	7	5	2	0.0	0.0		0	0	-	0	0	0	0	0
11/23	at Hou.	W	1/1	4	4	0	0.0	0.0		0	0	-	0	2	0	0	0
11/30	at TB	W	1/1	6	5	1	0.0	0.0		0	0	-	0	1	0	0	0
12/7	Pit.	L	1/1	4	1	3	0.0	0.0		0	0	-	0	0	0	0	0
12/14	at Cle.	W	1/1	4	2	2	0.0	0.0		0	0	-	0	1	0	0	0
12/22	Den.	W	1/1	5	5	0	0.0	0.0		1	3	3	0	1	0	0	0
12/28	at Pit.	L	1/1	3	3	0	0.0	0.0		1	-4	-4	0	2	0	0	0
Totals			16/16	92	60	32	1.5	12.5		4	30	31	0	13	0	0	0
POSTSEASON																	
1/4/15	at Ind.	L	1/1	5	4	1	0.0	0.0		0	0	-	0	0	0	1	6

2013, CINCINNATI (11-5)

Date	Opp.	W/L	GP/GS	TACKLES					Yds.	INTERCEPTIONS					FUMBLES		
				Total	Solo	Asst.	Sacks			No.	Yds.	Lg.	TD	PD	FF	FR	Yds.
9/8	at Chi.	L	1/1	1	1	0	0.0	0.0		0	0	-	0	0	0	0	0
9/16	Pit.	W	1/1	1	0	1	0.0	0.0		1	0	0	0	1	0	0	0
9/22	GB	W	1/1	3	1	2	0.0	0.0		0	0	-	0	0	0	1	6
9/29	at Cle.	L		(INACTIVE - HAMSTRING)													
10/6	NE	W	1/1	1	0	1	0.0	0.0		0	0	-	0	0	0	1	6
10/13	at Buf.	W	1/1	3	3	0	0.0	0.0		0	0	-	0	0	0	0	0
10/20	at Det.	W	1/1	4	3	1	0.0	0.0		0	0	-	0	1	0	0	0
10/27	NYJ	W	1/1	2	2	0	0.0	0.0		0	0	-	0	0	0	0	0
10/31	at Mia.	L	1/1	6	5	1	1.0	11.0		0	0	-	0	0	0	0	0
11/10	at Bal.	L	1/1	4	3	1	0.0	0.0		0	0	-	0	0	0	0	0
11/17	Cle.	W	1/1	9	5	4	0.0	0.0		1	0	0	0	2	0	0	0
12/1	at SD	W	1/1	6	6	0	0.0	0.0		0	0	-	0	0	1	0	0
12/8	Ind.	W	1/1	1	1	0	0.0	0.0		0	0	-	0	1	0	0	0
12/15	at Pit.	L	1/1	7	5	2	0.0	0.0		0	0	-	0	0	0	0	0
12/22	Min.	W	1/1	5	4	1	0.0	0.0		0	0	-	0	1	0	0	0
12/29	Bal.	W	1/1	6	5	1	0.0	0.0		0	0	-	0	2	0	0	0
Totals			15/15	59	44	15	1.0	11.0		2	0	0	0	8	1	2	12
POSTSEASON																	
1/5/14	SD	L	1/1	4	4	0	0.0	0.0		0	0	-	0	0	0	0	0

REGGIE NELSON GAME-BY-GAME

2012, CINCINNATI (10-6)

Date	Opp.	W/L	GP/GS	TACKLES					Yds.	INTERCEPTIONS					FUMBLES		
				Total	Solo	Asst.	Sacks			No.	Yds.	Lg.	TD	PD	FF	FR	Yds.
9/10	at Bal.	L	1/1	7	5	2	0.0	0.0		0	0	-	0	1	0	0	0
9/16	Cle.	W	1/1	6	5	1	0.0	0.0		0	0	-	0	0	0	0	0
9/23	at Was.	W	1/1	10	8	2	0.0	0.0		0	0	-	0	0	0	0	0
9/30	at Jac.	W	1/1	5	5	0	0.0	0.0		0	0	-	0	0	0	0	0
10/7	Mia.	L	1/1	10	6	4	0.0	0.0		0	0	-	0	0	0	0	0
10/14	at Cle.	L	1/1	9	5	4	0.0	0.0		0	0	-	0	0	1	0	0
10/21	Pit.	L	1/1	6	3	3	0.0	0.0		0	0	-	0	1	0	0	0
11/4	Den.	L	1/1	5	3	2	0.0	0.0		0	0	-	0	1	0	0	0
11/11	NYG	W		(INACTIVE - HAMSTRING)													
11/18	at KC	W		(INACTIVE - HAMSTRING)													
11/25	Oak.	W	1/1	6	4	2	0.0	0.0		0	0	-	0	1	0	0	0
12/2	at SD	W	1/1	6	4	2	0.0	0.0		1	0	0	0	1	0	0	0
12/9	Dal.	L	1/1	5	3	2	1.0	8.0		1	0	0	0	1	0	0	0
12/13	at Phi.	W	1/1	2	1	1	0.0	0.0		0	0	-	0	0	1	0	0
12/23	at Pit.	W	1/1	2	2	0	0.0	0.0		1	10	10	0	2	0	0	0
12/30	Bal.	W	1/1	5	4	1	0.0	0.0		0	0	-	0	1	0	0	0
Totals			14/14	84	58	26	1.0	8.0		3	10	10	0	9	2	0	0

POSTSEASON

1/5/13	at Hou.	L	1/1	10	9	1	0.0	0.0		0	0	-	0	0	0	0	0
--------	---------	---	-----	----	---	---	-----	-----	--	---	---	---	---	---	---	---	---

2011, CINCINNATI (9-7)

Date	Opp.	W/L	GP/GS	TACKLES					Yds.	INTERCEPTIONS					FUMBLES		
				Total	Solo	Asst.	Sacks			No.	Yds.	Lg.	TD	PD	FF	FR	Yds.
9/11	at Cle.	L	1/1	9	6	3	1.0	8.0		0	0	-	0	1	0	0	0
9/18	at Den.	W	1/1	8	4	4	0.0	0.0		0	0	-	0	0	1	0	0
9/25	SF	W	1/1	13	7	6	0.0	0.0		0	0	-	0	0	0	0	0
10/2	Buf.	L	1/1	7	6	1	0.0	0.0		0	0	-	0	0	0	0	0
10/9	at Jac.	L	1/1	3	3	0	0.0	0.0		0	0	-	0	1	0	0	0
10/16	Ind.	W	1/1	8	3	5	0.0	0.0		0	0	-	0	0	1	0	0
10/30	at Sea.	W	1/1	6	5	1	0.0	0.0		1	75	75t	1	1	0	0	0
11/6	at Ten.	L	1/1	6	3	3	0.0	0.0		0	0	-	0	0	0	0	0
11/13	Pit.	L	1/1	5	3	2	0.0	0.0		0	0	-	0	1	0	0	0
11/20	at Bal.	L	1/1	3	2	1	0.0	0.0		0	0	-	0	0	0	0	0
11/27	Cle.	W	1/1	5	2	3	0.0	0.0		1	0	0	0	1	0	0	0
12/4	at Pit.	L	1/1	7	1	6	0.0	0.0		0	0	-	0	0	0	0	0
12/11	Hou.	W	1/1	10	6	4	0.0	0.0		1	23	23	0	2	0	0	0
12/18	at StL.	L	1/1	3	1	2	0.0	0.0		0	0	-	0	0	0	0	0
12/24	Ari.	W	1/1	6	5	1	1.0	8.0		1	17	17	0	1	0	0	0
1/1/12	Bal.	L	1/1	3	1	2	0.0	0.0		0	0	-	0	0	0	0	0
Totals			16/16	102	58	44	2.0	16.0		4	115	75t	1	8	2	0	0

POSTSEASON

1/7/12	at Hou.	L	1/1	6	4	2	1.0	7.0		0	0	-	0	0	0	0	0
--------	---------	---	-----	---	---	---	-----	-----	--	---	---	---	---	---	---	---	---

REGGIE NELSON GAME-BY-GAME

2010, CINCINNATI (4-12)

Date	Opp.	W/L	GP/GS	TACKLES					INTERCEPTIONS					FUMBLES				
				Total	Solo	Asst.	Sacks	Yds.	No.	Yds.	Lg.	TD	PD	FF	FR	Yds.		
9/12	at NE	L	1/0	0	0	0	0.0	0.0	0	0	-	0	0	0	0	0	0	
9/19	Bal.	W	1/0	0	0	0	0.0	0.0	0	0	-	0	0	0	0	0	0	
9/26	at Car.	W	1/0	0	0	0	0.0	0.0	0	0	-	0	0	0	0	0	0	
10/3	at Cle.	L	1/0	0	0	0	0.0	0.0	0	0	-	0	0	0	0	0	0	
10/10	TB	L	1/0	0	0	0	0.0	0.0	0	0	-	0	0	0	0	0	0	
10/24	at Atl.	L	1/0	2	1	1	0.0	0.0	0	0	-	0	0	0	0	0	0	
10/31	Mia.	L	1/1	5	4	1	0.0	0.0	0	0	-	0	0	0	0	0	0	
11/8	Pit.	L	1/0	0	0	0	0.0	0.0	0	0	-	0	0	0	0	0	0	
11/14	at Ind.	L	1/0	6	2	4	0.0	0.0	0	0	-	0	0	0	0	0	0	
11/21	Buf.	L	1/0	5	4	1	0.0	0.0	0	0	-	0	3	0	0	0	0	
11/25	at NYJ	L	1/1	7	5	2	0.0	0.0	0	0	-	0	0	0	0	0	0	
12/5	NO	L	1/1	3	2	1	0.0	0.0	1	7	7	0	1	0	0	0	0	
12/12	at Pit.	L	1/0	5	5	0	0.0	0.0	0	0	-	0	0	0	0	0	0	
12/19	Cle.	W	1/1	7	4	3	0.0	0.0	0	0	-	0	0	0	0	0	0	
12/26	SD	W	1/1	7	4	3	0.0	0.0	0	0	-	0	1	1	0	0	0	
1/2/11	at Bal.	L	1/1	4	4	0	0.0	0.0	1	56	56	0	2	1	0	0	0	
Totals				16/6	51	35	16	0.0	0.0	2	63	56	0	7	2	0	0	0

2009, JACKSONVILLE (7-9)

Date	Opp.	W/L	GP/GS	TACKLES					INTERCEPTIONS					FUMBLES				
				Total	Solo	Asst.	Sacks	Yds.	No.	Yds.	Lg.	TD	PD	FF	FR	Yds.		
9/13	at Ind.	L	1/1	7	6	1	0.0	0.0	0	0	-	0	0	0	0	0	0	
9/20	Ari.	L	1/1	6	6	0	0.0	0.0	0	0	-	0	0	0	0	0	0	
9/27	at Hou.	W	1/1	5	4	1	0.0	0.0	0	0	-	0	0	0	0	0	0	
10/4	Ten.	W	1/1	6	6	0	0.0	0.0	0	0	-	0	0	0	0	0	0	
10/11	at Sea.	L	1/1	1	1	0	0.0	0.0	0	0	-	0	0	0	0	0	0	
10/18	StL.	W	1/1	6	5	1	0.0	0.0	0	0	-	0	0	0	0	0	0	
11/1	at Ten.	L	1/1	7	7	0	0.0	0.0	0	0	-	0	0	0	0	0	0	
11/8	KC	W	1/1	2	2	0	0.0	0.0	0	0	-	0	0	0	0	0	0	
11/15	at NYJ	W	1/1	3	3	0	0.0	0.0	0	0	-	0	0	0	0	0	0	
11/22	Buf.	W	1/1	4	3	1	0.0	0.0	0	0	-	0	0	0	0	0	0	
11/29	at SF	L	1/1	6	6	0	0.0	0.0	0	0	-	0	0	0	0	0	0	
12/6	Hou.	W	1/1	2	2	0	0.0	0.0	0	0	-	0	0	0	0	0	0	
12/13	Mia.	L	1/1	5	4	1	0.0	0.0	0	0	-	0	0	0	0	0	0	
12/17	Ind.	L	1/1	5	4	1	0.0	0.0	0	0	-	0	1	0	0	1	0	
12/27	at NE	L	1/0	4	4	0	0.0	0.0	0	0	-	0	0	0	0	0	0	
1/3/10	at Cle.	L	1/0	0	0	0	0.0	0.0	0	0	-	0	0	0	0	0	0	
Totals			16/14	69	63	6	0.0	0.0	0	0	-	0	1	0	0	1	0	0

2008, JACKSONVILLE (5-11)

Date	Opp.	W/L	GP/GS	TACKLES					INTERCEPTIONS					FUMBLES		
				Total	Solo	Asst.	Sacks	Yds.	No.	Yds.	Lg.	TD	PD	FF	FR	Yds.
9/7	at Ten.	L	1/1	4	4	0	0.0	0.0	0	0	-	0	0	0	0	0
9/14	Buf.	L	1/1	3	3	0	0.0	0.0	0	0	-	0	0	0	0	0
9/21	at Ind.	W	1/1	4	4	0	0.0	0.0	0	0	-	0	0	0	0	0
9/28	Hou.	W		(INACTIVE - KNEE)												
10/5	Pit.	L		(INACTIVE - KNEE)												
10/12	at Den.	W		(INACTIVE - KNEE)												
10/26	Cle.	L	1/1	5	5	0	0.0	0.0	0	0	-	0	0	0	0	0
11/2	at Cin.	L	1/1	6	6	0	0.0	0.0	0	0	-	0	0	0	0	0
11/9	at Det.	W	1/1	1	1	0	0.0	0.0	0	0	-	0	0	0	0	0
11/16	Ten.	L	1/1	1	1	0	0.0	0.0	1	0	0	0	1	0	0	0
11/23	Min.	L	1/1	6	5	1	0.0	0.0	0	0	-	0	0	0	0	0
12/1	at Hou.	L	1/1	4	2	2	0.0	0.0	0	0	-	0	0	0	0	0
12/7	at Chi.	L	1/1	1	1	0	0.0	0.0	0	0	-	0	0	0	0	0
12/14	GB	W	1/1	5	5	0	0.0	0.0	1	0	0	0	1	0	0	0
12/18	Ind.	L	1/1	7	5	2	0.0	0.0	0	0	-	0	1	0	0	0
12/28	at Bal.	L	1/1	5	4	1	0.0	0.0	0	0	-	0	0	0	0	0
Totals			13/13	52	46	6	0.0	0.0	2	0	0	0	3	0	0	0

REGGIE NELSON GAME-BY-GAME

2007, JACKSONVILLE (11-5)

Date	Opp.	W/L	GP/GS	TACKLES					INTERCEPTIONS					FUMBLES		
				Total	Solo	Asst.	Sacks	Yds.	No.	Yds.	Lg.	TD	PD	FF	FR	Yds.
9/9	Ten.	L	1/0	7	7	0	1.0	6.0	0	0	-	0	0	1	0	0
9/16	Atl.	W	1/1	1	1	0	0.0	0.0	0	0	-	0	0	0	0	0
9/23	at Den.	W	1/1	2	1	1	0.0	0.0	0	0	-	0	0	0	0	0
10/7	at KC	W	1/1	1	1	0	0.0	0.0	1	0	0	0	1	0	0	0
10/14	Hou.	W	1/1	4	4	0	0.0	0.0	0	0	-	0	0	0	0	0
10/22	Ind.	L	1/1	4	4	0	0.0	0.0	0	0	-	0	0	0	0	0
10/28	at TB	W	1/1	5	5	0	0.0	0.0	1	3	3	0	1	0	0	0
11/4	at NO	L	1/1	10	10	0	0.0	0.0	0	0	-	0	2	0	0	0
11/11	at Ten.	W	1/1	4	3	1	0.0	0.0	0	0	-	0	0	0	0	0
11/18	SD	W	1/1	5	5	0	0.0	0.0	1	34	34	0	1	0	0	0
11/25	Buf.	W	1/1	1	1	0	0.0	0.0	0	0	-	0	0	0	0	0
12/2	at Ind.	L	1/1	1	1	0	0.0	0.0	1	37	37	0	1	0	0	0
12/9	Car.	W	1/1	2	1	1	0.0	0.0	0	0	-	0	0	0	0	0
12/16	at Pit.	W	1/1	5	5	0	0.0	0.0	0	0	-	0	0	0	0	0
12/23	Oak.	W	1/1	3	1	2	0.0	0.0	1	2	2	0	3	0	0	0
12/30	at Hou.	L	1/1	2	2	0	0.0	0.0	0	0	-	0	0	0	0	0
Totals			16/15	57	52	5	1.0	6.0	5	76	37	0	9	1	0	0
POSTSEASON																
1/5/08	at Pit.	W	1/1	3	3	0	0.0	0.0	0	0	-	0	0	0	0	0
1/12/08	at NE	L	1/1	6	4	2	0.0	0.0	0	0	-	0	0	0	0	0
Totals			2/2	9	7	2	0.0	0.0	0	0	-	0	0	0	0	0



KELECHI OSEMELE

70

GUARD/TACKLE
6-5 | 330
IOWA STATE
NFL EXP.: 7
RAIDERS EXP.: 3

ACQUIRED: UFA-'16 (Bal.)
HOMETOWN:
HOUSTON, TEXAS
BORN: 06/24/89



TRANSACTIONS: Selected by Baltimore Ravens in the second round (60th overall) of the 2012 NFL Draft, April 27, 2012... Signed by Oakland Raiders as an unrestricted free agent, March 10, 2016.

CAREER: Mauling offensive lineman enters his third season with the Raiders after signing with the Silver and Black as an unrestricted free agent in the 2016 offseason...Consistently dominated defenders in 2017 on his way to his second consecutive Pro Bowl selection while also being named to the PFWA All-AFC team...Started all 16 games for the first time since his rookie season and helped the team surrender just 24 sacks on the year, tied for the third fewest in the NFL...Earned his first Pro Bowl selection in 2016 during his first season with the club and was named to the Associated Press All-Pro First Team and the PFWA All-NFL Team...Part of an offensive line that allowed just 18 sacks on the season, a league low, while also paving the way for 1,922 rushing yards and an average of 4.4 yards per carry in 2016...Helped the Raiders' offense finish sixth in the league in total offense (373.3 avg.)...Served as a key part of the team's offensive line during his four years with the Ravens... Started all 14 games he played at left guard, missing two with a knee injury, in 2014 for an offense that established franchise single-season records in yards (5,838) and points (409)...Started three games at left tackle and 11 at left guard for a line that allowed the NFL's third-fewest sacks (24) and helped produce a single-season franchise-record 4,271 net passing yards in 2013...Started all 16 regular season at right guard and four postseason games at left guard as a rookie in 2012...Helped the Ravens score the second-most points (398) and gain the fourth-most total yards (5,640) in team history.

AT A GLANCE

- Dominated for an offensive line that tied for the third-fewest sacks in the NFL in 2017 en route to his second consecutive Pro Bowl selection as a starter in addition to being recognized by PFWA as a member of their All-AFC team.
- Earned his first Pro Bowl selection and was named to the AP Associated Press All-Pro First Team and the PFWA All-NFL Team in his first season with the Silver and Black in 2016.
- Has started all 82 games played in over his career, making starts at right tackle, left guard and left tackle.
- In 2012, helped the Ravens capture Super Bowl XLVII as he started 16 regular season games at right tackle before starting all four games at left guard in the postseason.
- Played in 49 games in his four years at Iowa State, making 43 consecutive starts (38 at left tackle and five at left guard) to close out his career.

2017: Started at left guard in all 16 games for the first time since his rookie season in 2012, earning his second Pro Bowl selection...Part of an offensive line that surrendered just 24 sacks on the year, tied for third fewest in the league...Helped paved the way for 1,554 rushing yards and an average of 4.4 yards per carry...**(9/10) at Ten.:** Started at left guard in the season opener and helped the run game total 100-plus yards (109) in the win...**(9/17) vs. NYJ:** Started in the win and helped keep QB Derek Carr upright as the offensive line recorded its first clean sheet of the season...Paved the way for 180 rushing yards and 410 total yards of offense...Assisted the offense to score six total TDs, three of them coming on the ground and three through the air, the first time doing so since Oct. 6, 2002...**(9/24) at Was.:** Started at left guard in the loss...**(10/1) at Den.:** Started at left guard, helping Carr record a passer rating of 100.0, which marked his 16th game with a passer rating of at least 100.0...**(10/8) vs. Bal.:** Started at left guard and helped the run game total 100-plus yards (108) for the third time...**(10/15) vs. LAC:** Helped pave the way for 109 rushing yards, the fourth 100-plus yard rushing game of the season...Part of a line that allowed just one sack...**(10/19) vs. KC:** Helped the offense record over 500 yards of offense (505)...Paved the way for 32 first downs, tied for the fourth most in franchise history...Kept Carr upright for the second time this season as he recorded a season-high 417 yards with three TDs...**(10/29) at Buf.:** Started at left guard and helped the offensive line post its third clean sheet of the season...Allowed Carr to surpass 300-plus passing yards in back-to-back weeks...**(11/5) at Mia.:** Started at left guard in the win, surrendering just one sack as Carr eclipsed 300-yards passing for the third straight game...Part of an offensive line that helped RB Marshawn Lynch record two TDs on the ground...**(11/19) vs. NE:** Part of an offensive line that surrendered just one sack...**(11/26) vs. Den.:** Helped the Raiders rush for 104 yards, marking the sixth time this season, and second consecutive game, the team has rushed for 100-yards or more...**(12/3) vs. NYG:** Part of an offensive line that surrendered just one sack in the win while paving the way for 401 yards of total offense, marking the third game surpassing 400-plus yards...**(12/10) at KC:** Started at left guard in the loss...**(12/17) vs. Dal.:** Started on



a line that kept Carr upright as they posted their fourth clean sheet of the season...Helped the Raiders rush for 122 yards, their eighth game with 100-plus yards on the ground...**(12/25) at Phi.**: Part of a line that surrendered just one sack, marking the ninth game of the season with one or less sacks allowed...Helped the offense surpass 100 yards on the ground for the ninth time on the season with 137 yards...**(12/31) at LAC.**: Started at left guard and helped the offense run for 100-plus yards on the season for the 10th time with 105.

2016: Started 15 games at left guard in his first season with the Silver and Black, earning his first Pro Bowl selection...Named to the Associated Press All-Pro First Team and the PFWA All-NFL Team...Part of an offensive line that allowed just 18 sacks on the season, a league low, while also paving the way for 1,922 rushing yards and an average of 4.4 yards per carry...Helped the offense finish sixth in the league in total offense (373.3 avg.)...**(9/11) at NO:** Made his Raiders debut in the season opener, starting at left guard and helped the offense total 486 yards of offense...Had a key block on RB Jalen Richard's 75-yard TD run...Due to multiple injuries, shifted to left tackle in the third quarter...**(9/18) vs. Atl.**: Started and helped pave the way for 155 rushing yards and 454 total yards of offense...**(9/25) at Ten.**: Started in the win and helped the run game total 100-plus yards (123) for the third consecutive week...**(10/2) at Bal.**: Started in the win and helped keep QB Derek Carr upright as the offensive line recorded its second clean sheet of the season...**(10/9) vs. SD:** Allowed Carr to throw for over 300 yards...**(10/23) at Jac.**: Started at left guard, paving the way for 144 team rushing yards with two rushing TDs by RB Latavius Murray...**(10/30) at TB:** Started at left guard in the overtime win, playing every offensive snap...Helped pave the way for 626 yards of total offense, tying a franchise record set in 1964...Allowed Carr to become the first Raider to throw for 500-plus yards and the third player in NFL history with 500 yards, four TDs and zero INTs in a game...**(11/6) vs. Den.**: Started and helped the offense total 218 yards on the ground, the most by the franchise since Week 2 of the 2013 season...Allowed Murray to run for 114 yards on 20 carries, eclipsing 100-plus yards for the first time this season and tying a franchise record with three rushing TDs...**(11/21) vs. Hou.**: Helped keep Carr upright in the victory, posting a clean sheet for the fourth time...**(11/27) vs. Car.**: Helped Carr throw for 300-plus yards for the fourth time...**(12/4) vs. Buf.**: Helped block for Murray as he rushed 20 times for 82 yards and two TDs...Part of a line that didn't allow a sack for the fifth time...**(12/8) at KC:** Last second inactive due to an illness...**(12/18) at SD:** Helped the Raiders run for 107 yards in the first half, the second most rushing yards for Oakland in the first half of play...**(12/24) vs. Ind.**: Paved the way for 463 yards of total offense with 210 yards on the ground...**(1/1/17) at Den.**: Started in the final regular season game, helping the offensive line finish the year with a league-low 18 sacks and allowing a sack on only 3.0 percent of pass attempts this season, also a league best...**Postseason: (1/7/17) at Hou.**: Started at left guard, marking the seventh postseason start of his career.

2015: (with Bal.): Started 14 games, three at left tackle and 11 at left guard, for an offensive line that permitted the NFL's third-fewest sacks (24) and helped produce a single-season franchise-record 4,271 net passing yards (eighth in the league)...Ravens also posted the second-most total net yards (5,749) in team history...**(9/20) at Oak.**: Started at left guard for an offense that gained the sixth-most net yards (493) in franchise history...**(9/27) vs. Cin.**: Made his 40th-career start for an offensive line that did not allow a sack...**(10/1) at Pit.**: Started at left guard for an offense that produced 191 rushing yards...Helped block for RB Justin Forsett, who carried the ball a career-high 27 times for 150 rushing yards (second most in his career)...**(10/11) vs. Cle.**: Started at left guard for an offense that gained 181 rushing yards (5.8 avg.) and scored three rushing TDs for the 14th time in franchise history...**(10/18) at SF:** Started at left guard for an offensive line that did not permit a sack...**(10/26) at Ari.**: Left in the fourth quarter due to injury (knee)...**(11/1) vs. SD:** Started at left guard and blocked for Flacco, who completed 25-of-37 passes for 319 yards, one TD and a season-high 103.3 rating...**(12/13) vs. Sea.**: Made his first-career start at left tackle...Helped block for an O-line that permitted just one sack against a Seattle pass rush that entered the contest ranked 11th in the NFL in sacks.

2014: (with Bal.): Started all 14 games he played including two postseason contests...Was a part of an offense that established franchise single-season records in yards (5,838) and points scored (409)...Helped QB Joe Flacco establish career highs in passing yards (3,986) and TD passes (27), completing 62.1 percent of his passes (344-of-554) for a 91.0 QB rating...**(9/7) vs. Cin.**: Started at left guard and helped protect Flacco, allowing him to set career highs in completions (35) in the season opener...**(9/28) vs. Car.**: Started at left guard for an offense that posted 454 total yards and five TDs in the victory...Part of an O-line that did not give up a sack for the third consecutive game...**(11/2) at Pit.**: Started at left guard and allowed Flacco time to complete 30-of-45 passes (66.7 percent) for his franchise-record 20th-career 300-yard game (303 yards)...**(12/7) at Mia.**: Started at left guard and helped the Ravens total 447 yards (264 passing and 183 rushing) and four TDs...Started both postseason contests at left guard for an offense that produced 727 yards and 61 points.

2013 (with Bal.): Started seven games at left guard before being placed on Reserve/Injured List (back) on Nov. 8...**(9/5) at Den.**: Started at left guard and helped protect QB Joe Flacco, who set career highs in passing attempts (62) and completions (34), while throwing for 362 yards and two TDs...**(10/6) at Mia.**: Started at left guard, but left the game (back) in the first quarter...**(10/13) vs. GB:** Started at left guard and helped protect Flacco, who threw for 342 yards, two TDs for a 112.6 QB rating in the game.

2012 (with Bal.): Started all 16 games at right tackle as a rookie and helped the Ravens score the second-most points (398) in franchise history (409 in 2014) and gain the third-most total yards (5,640) in team history, including a then-career-high 3,817 passing yards by QB Joe Flacco...**(9/10) vs. Cin.**: Started his first career NFL game at right tackle and helped the Ravens gain 430 total yards...**(11/11) vs. Oak.**: Started at right tackle and helped the Ravens post a franchise-record 55 points while racking up 419 total yards, including 341 passing...**(12/23) vs. NYG:** Started at right tackle and helped the offense to a season-high 533 yards (224 rushing and 309 passing), the third-highest output in team history...Also helped two backs rush for 100 yards in the same game for the second time in team history...Started all four playoff games at left guard and helped the Ravens average 410.3 yards per game...Protected Flacco, allowing him to become the second player in NFL history (Joe Montana - 1989) to throw 11 TDs and zero INTs during the playoffs.

COLLEGE: Played in 49 games for the Cyclones, making 43 consecutive starts, 38 at left tackle and five at left guard, to close out his career...Recorded 299 knockdown blocks and posted 49 TD-resulting blocks...Was an Iowa State co-captain during his senior campaign, a season in which he led all Big 12 linemen with 17 TD-resulting blocks and a team-high 112 knockdowns...Received All-American First Team honors from The NFL Draft Report and Sports Illustrated, adding second-team accolades by The Sporting News and Lindy's after starting all 13 games as a senior in 2011...All-Big 12 Conference First Team honoree by the league's coaches and Associated Press...Earned Iowa State Academic Honor Roll recognition for the third-consecutive season...A team co-captain, he helped lead a rushing offense that ranked 39th in the nation (174.2 ypg) and 60th in total production (386.5 ypg)...Started all 12 games as a junior in 2010 and earned All-American Third Team choice by The NFL Draft Report and an All-Big 12 Second Team honoree by the Associated Press...Added conference honorable mention accolades from the league's coaches and was a member of the Big 12 Commissioner's Academic Honor Roll...Helped the Cyclones average 143.2 rushing yards per game, including 78.8 yards per game by RB Alexander Robinson...Started all 13 games as a sophomore in 2009 and earned All-Big 12 Conference Second Team selection by the Associated Press, also receiving honorable mention honors from the league's coaches...Helped pave the way for ISU to average 180.0 rushing yards per game and 364.7 yards of total offense a contest...Produced 11 TD-resulting blocks and 68 knockdowns...Saw action as a sub at left guard and left tackle, before moving into the starting lineup at left tackle for the final five contests of the season (started five of the 11 games he played in) as a redshirt freshman in 2008...Finished the year with 38 knockdowns, including seven TD-resulting blocks...Redshirted as a true freshman in 2007...Majored in liberal studies.

PERSONAL: Attended Langham Creek High School in Houston, Texas...Became a starter on the O-line during his sophomore campaign before earning 5A Region III All-District XVII honors as a senior at right tackle...Name is pronounced: kah-LETCH-ee oh-SEM-ul-lee.

ADDITIONAL STATISTICS: Miscellaneous Tackles – 2 in 2016.

KELECHI OSEMELE'S GAMES PLAYED/STARTED

Year	Team	GP	GS
2012	Baltimore	16	16
2013	Baltimore	7	7
2014	Baltimore	14	14
2015	Baltimore	14	14
2016	Oakland	15	15
2017	Oakland	16	16
Totals		82	82
POSTSEASON			
2012	Baltimore	4	4
2014	Baltimore	2	2
2016	Oakland	1	1
Totals		7	7



DONALD PENN

72

TACKLE
6-4 | 315
UTAH STATE
NFL EXP.: 13
RAIDERS EXP.: 5

ACQUIRED: FA-'14
HOMETOWN:
INGLEWOOD, CALIF.
BORN: 04/27/83



TRANSACTIONS: Signed by Minnesota Vikings as an undrafted free agent, May 5, 2006...Waived by Vikings, Sept. 2, 2006...Signed by Vikings to practice squad, Sept. 3, 2006...Signed by Tampa Bay Buccaneers to active roster, Oct. 4, 2006...Re-signed by Buccaneers as a restricted free agent, April 12, 2009...Released by Buccaneers, March 13, 2014...Signed by Oakland Raiders as a free agent, March 19, 2014...Re-signed by Raiders as an unrestricted free agent, March 17, 2016.

CAREER: Accomplished and durable veteran offensive lineman returns for his fifth season with the Silver and Black after seven seasons with the Tampa Bay Buccaneers...Has played in 174 career games with 170 starts, and has started in one playoff appearance...His streak of 170 consecutive regular season starts ended in Week 16 of 2017, a streak dating back to 2007...At the time of its conclusion, his streak was the longest among active offensive linemen...Named to his third overall and second consecutive Pro Bowl in 2017...Named to his second Pro Bowl after a stellar 2016 season, as the offensive line helped the offense finish sixth in the league and allowed a league-low 18 sacks on the year...Has also caught six passes for 26 yards and four TDs in his career...Originally entered the NFL as an undrafted free agent with the Minnesota Vikings in 2006, before joining the Buccaneers later that season.

AT A GLANCE

- Three-time Pro Bowler enters 2018 having played in 174 career games with 170 starts.
- His streak of 170 consecutive starts, dating back to 2007, ended in Week 16 of 2017 due to injury and the streak was tops among active offensive linemen.
- Selected to the Pro Bowl in 2017, his third overall and second consecutive.
- Named to his second Pro Bowl after a stellar 2016 season, as the offensive line helped the offense finish sixth in the league and allowed a league-low 18 sacks on the year.
- Has also caught six career passes, including four that went for TDs.
- Was also extremely durable in college, starting 44 consecutive games at Utah State.

2017: Started at left tackle in 14 games, earning his third overall and second straight Pro Bowl selection...Extended his streak of consecutive regular season games started to 170 before it came to an end in Week 16...His streak was tops among active offensive linemen...Part of an offensive line that surrendered just 24 sacks on the year, tied for third fewest in the league...Helped pave the way for 1,554 rushing yards and an average of 4.4 yards per carry...Suffered a season-ending foot injury in Week 15 vs. Dal. ...Placed on the Reserve/Injured List on Dec. 22...**(9/10) at Ten.:** Started at left tackle in the season opener and helped the run game total 109 yards in the win...**(9/17) vs. NYJ:** Started in the win and helped keep QB Derek Carr upright as the offensive line recorded its first clean sheet of the season...Paved the way for 180 rushing yards and 410 total yards of offense...**(10/1) at Den.:** Started at left tackle, helping Carr record a passer rating of 100.0...**(10/8) vs. Bal.:** Started at left tackle and helped the run game total 108 yards...**(10/15) vs. LAC:** Helped pave the way for 109 rushing yards...Part of a line that allowed just one sack...**(10/19) vs. KC:** Helped the offense record 505 yards of offense...Helped pave the way for 32 first downs, tied for the fourth most in franchise history...Kept Carr upright for the second time on the year as he recorded a season-high 417 yards with three TDs...**(11/5) at Mia.:** Started at left tackle in the win...Part of an offensive line that helped RB Marshawn Lynch record two TDs on the ground...**(11/19) vs. NE:** Part of an offensive line that surrendered just one sack...**(11/26) vs. Den.:** Helped the Raiders rush for 104 yards, marking the sixth time one the year the team rushed for over 100 yards...**(12/3) vs. NYG:** Part of an offensive line that surrendered just one sack in the win...**(12/17) vs. Dal.:** Started at left tackle but left the game with a foot injury.

2016: Started all 16 games at left tackle for the ninth straight season...Extended regular season start streak to 156...Selected to his second Pro Bowl and was named to the PFWA All-AFC Team...Part of an offensive line that allowed a league-low 18 sacks on the season...The 18 sacks allowed were also the fewest allowed by a Raiders team since 1969...Helped the offense finish sixth in the league in total offense (373.3 yards per game) and rushing offense (120.1 yards per game)...**(9/11) at NO:** Started at left tackle in the season opener...Due to multiple injuries, shifted to right tackle in the third quarter and played there for the remainder of the game...**(9/18) vs. Atl.:** Started and helped pave the way for 155 rushing yards and 454 total yards of offense...**(9/25) at Ten.:** Helped the run game total 100-plus yards (123) for the third consecutive week...**(10/2) at Bal.:** Started in the win and helped keep QB Derek Carr upright as the offensive line recorded its second clean sheet of the season...**(10/9) vs. SD:** Started at left tackle in the comeback victory...Allowed Carr to throw for over 300 yards...**(10/16) vs. KC:** Started at left tackle in his



150th career game...**(10/30) at TB:** Started at left tackle in the overtime win, playing every offensive snap...Scored his first TD of the season, catching a 1-yard pass from Carr, the fourth TD of his career...Helped pave the way for 626 yards of total offense, tying a franchise record set in 1964...Allowed Carr time to set a single-game franchise record with 513 passing yards...**(11/6) vs. Den.:** Helped the offense total a season-high 218 yards on the ground in the victory...**(11/21) vs. Hou.:** Started his 150th consecutive game...Helped keep Carr upright in the victory, posting a clean sheet for the fourth time on the year...**(11/27) vs. Car.:** Started at left tackle in the comeback victory...Helped Carr throw for 300-plus yards for the fourth time on the season...**(12/4) vs. Buf.:** Part of a line that didn't allow a sack for the fifth time...**(12/8) at KC:** Started at left tackle, paving the way for RB Latavius Murray as he rushed 22 times for 103 yards, eclipsing 100-plus rushing yards for the second time on the year...**(12/18) at SD:** Helped the Raiders run for 107 yards in the first half, the second most rushing yards for Oakland in the first half of play on the season...**(12/24) vs. Ind.:** Paved the way for 463 yards of total offense with 210 yards on the ground...**(1/1/17) at Den.:** Started at left tackle in the final regular season game...Left the game in the fourth quarter with a knee injury...**Postseason:** **(1/7/17) at Hou.:** Inactive due to a knee injury.

2015: Started all 16 games for the Silver and Black, marking his eighth straight season with 16 starts...Extended streak of consecutive starts to 140...**(9/13) vs. Cin.:** Started his 125th straight game at left tackle in the season opener...**(9/20) vs. Bal.:** Started and helped the offense total 448 yards of offense, the team's most since 2013...Played in his 130th straight game...**(9/27) at Cle.:** Started on an offensive line that did not allow a sack...Helped pave the way for 155 rushing yards and 469 total yards of offense...**(10/11) vs. Den.:** Started in the loss to the Broncos...Hauled in a deflected pass from QB Derek Carr and advanced it three yards for his fifth career reception...**(10/25) at SD:** Started and helped the offense total over 400 yards of offense in the win...Part of a line that allowed only one sack in the game...**(11/1) vs. NYJ:** Started on an offensive line that did not allow a sack and helped produce over 450 yards of offense...Allowed RB Latavius Murray to gain over 100 yards and Carr to throw for over 300 yards...**(11/8) at Pit.:** Started on an offensive line that did not allow a sack of Carr for the second straight game...Paved the way for 139 total rushing yards and 440 total yards of offense...**(11/15) vs. Min.:** Started and helped the offense total 371 yards in the loss...**(11/22) at Det.:** Started at left tackle...Part of an offensive line that allowed only one sack in the game...**(11/29) at Ten.:** Started 135th straight game...Helped the offense total over 400 yards...**(12/6) vs. KC:** Started at left tackle in the loss to the Chiefs...Helped the rushing attack average 4.1 yards per attempt for 99 yards...**(12/20) vs. GB:** Started at left tackle, helping the team total over 370 yards of offense and 120 rushing yards...**(1/3/16) at KC:** Started his 140th straight game at left tackle.

2014: Started all 16 games at left tackle, extending his streak of consecutive starts to 124...**(9/7) at NYJ:** Started at left tackle in his first game wearing the Silver and Black, continuing his streak of consecutive games started...**(9/14) vs. Hou.:** Started at left tackle and helped the offense total 364 yards of offense...Part of an offensive line that did not allow a sack of rookie QB Derek Carr...**(9/21) at NE:** Helped the offensive line prevent a sack of Carr for the second straight game...**(10/12) vs. SD:** Helped the offense total 396 yards...Part of an offensive line that did not allow a sack for the third time on the season, joining the 1970 Raiders' line as only units in franchise history to keep clean sheets in three of the first five games...**(10/26) at Cle.:** Helped block for Carr, who posted his first 300-yard passing game...**(11/9) vs. Den.:** Part of a line that allowed zero sacks for the fourth game on the year...**(11/20) vs. KC:** Helped pave the way for a season-high 179 rushing yards in the Raiders' first win of the season...RB Latavius Murray recorded his first career 100-yard rushing performance...**(11/30) at StL.:** Started his 120th consecutive game...**(12/7) vs. SF:** Recorded the fourth reception and third TD of his career on a tackle-eligible play from the 3-yard line in the second quarter...First TD as a Raider and second in his career against San Francisco...Helped the offense total 330 yards of offense in the victory...Helped Carr post a passer rating of 140.2, his highest of the season...**(12/21) vs. Buf.:** Helped pave the way for a rushing attack that produced 140 yards, the team's second highest rushing total of the season.

2013 (with TB): Started all 16 games on the season for the sixth consecutive year...Helped Tampa Bay post 4,432 yards of total offense...**(9/29) vs. Ari.:** Played in his 100th career game, all consecutive...**(11/3) at Sea.:** Recorded his 100th consecutive start...**(11/11) vs. Mia.:** Caught the second TD pass of his career tying him with DT Warren Sapp for most offensive TDs by a non-skill position player in Buccaneers history...**(12/1) at Car.:** Recorded his 104th consecutive start, passing DT David Logan for the fourth longest streak in Buccaneers history.

2012 (with TB): For the fifth consecutive season, started all 16 games...Helped pave the way for the offense to post 5,454 yards, the second most in Tampa Bay history...**(10/14) vs. KC:** Helped the offense to 463 yards...**(10/21) vs. NO:** Blocked for a unit that posted 513 yards of total offense, the third most yards in team history and the most in a home game...**(10/25) at Min.:** Helped pave the way for the offense to total 416 yards, which marked the first time in franchise history that the Buccaneers recorded three consecutive games with 400-plus yards offensively...**(11/4) at Oak.:** Helped the offense post 515 yards from scrimmage, the second most total yards in team history.

2011 (with TB): Started all 16 games on the season...Allowed QB Josh Freeman the time to throw for 3,592 passing yards, the third highest total in team history...**(10/3) vs. Ind.:** Started at left tackle, where he helped the offense finish with 466 yards, the then-most in franchise history for a home game...**(10/16) vs. NO:** Helped the offense post 420 total yards...**(11/10) at GB:** Helped pave the way for the offense to a 455-yard performance.

2010 (with TB): Started all 16 games on the season at left tackle, earning his first Pro Bowl selection...Surrendered only 3.5 sacks on the season, according to coaches' film...Helped lead the offense to 5,362 total yards on the season...**(9/12) vs. Cle.:** Started season opener at left tackle and helped the offense to 340 total yards...**(9/19) at Car.:** Started at left tackle, helping to hold the Panthers defense without a sack...**(11/21) at SF:** Recorded first receiving TD, catching a 1-yard TD pass...**(12/26) vs. Sea.:** Started at left tackle, helping the offense to a season-high 439 yards, including 208 yards rushing.

2009 (with TB): Started all 16 games at left tackle for the second consecutive year...**(9/13) vs. Dal.:** Started at left tackle and helped the offense to 450 yards...**(10/11) at Phi.:** Started at left tackle and recorded first career reception on a 15-yard gain off of a deflected pass...**(12/6) at Car.:** Started at left tackle and helped offense to 469 yards, the then-fifth best single-game performance in team history...**(12/20) at Sea.:** Was part of an offensive line that held the Seahawks without a sack.

2008 (with TB): Started all 16 games at left tackle for the first time...Helped lead the offense to 5,456 total yards, the highest single-season total in franchise history...Helped lead the offense to 361 points, the second highest single-season total in team history...**(9/7) at NO:** Started at left tackle and helped the Buccaneers offense rush for 146 yards on 20 carries, an average of 7.3 yards per carry, which was the third highest single-game average in team history...**(9/21) at Chi.:** Started at left tackle and was part of an offense that did not allow a sack in a team-record 67 pass attempts...**(9/28) vs. GB:** Started at left tackle and helped lead the way for the offense to post a season-high 178 rushing yards and did not allow a sack for the second straight week.

2007 (with TB): Played in all 16 regular season games with 12 starts and started lone playoff game...Helped the team capture the NFC South division title...(9/9) at Sea.: Saw action in first career game...(9/30) at Car.: Came off the bench, replacing an injured T Luke Pettigout at left tackle in the second quarter...(10/7) at Ind.: Made first career start...(10/21) at Det.: Helped QB Jeff Garcia throw for 316 yards on 45 attempts while paving the way for 124 rushing yards...(11/4) vs. Ari.: Started at left tackle and helped the team rush for 162 yards...(11/18) at Atl.: Started at left tackle and helped the team rush for 149 yards on 31 attempts (4.8 avg.)...(12/2) at NO: Started at left tackle and helped the team gain a season-high 466 total yards of offense...The 466 total yards also stands as the fifth best single-game performance in team history...(12/16) vs. Atl.: Started at left tackle and helped team rush for a season-high 190 yards...Postseason: (1/6/08) vs. NYG: Made first career playoff start in NFC Wild Card Game.

2006 (with Min. and TB): Inactive for final 13 games of season after being signed to the Buccaneers' active roster on Oct. 4...Signed to the Vikings' practice squad on Sept. 3 after being released the previous day.


COLLEGE: Started 44 games at both tackle positions during his career at Utah State...Started 44 consecutive games, which tied for the most at Utah State since 1991...Started at right tackle in the third game of his freshman year to begin his streak...Started at left tackle as a sophomore, junior and senior...Selected by his teammates as a team captain as a senior...Named second-team All-WAC in 2005...Selected to play in the Hula Bowl, the first Utah State player in the Hula Bowl since 2000, and the 11th overall...Majored in sociology.

PERSONAL: Attended St. Bernard High School in Playa Del Ray, Calif. ...Named first-team All-CIF as a prep senior and was a first-team all-league selection...Earned Lineman of the Year honors...Named second-team all-league as a junior...Also was an all-state selection in basketball...Established the Donald Penn Foundation to help inner-city and low-income youth in Tampa and Los Angeles make positive, life-changing decisions by providing education incentives, scholarship opportunities and support during the holidays...Along with the offensive line and tight ends, surprised 26 single mothers with gifts for the holidays in December 2010...Helped spearhead "Turkey Time with the O-Line," a Thanksgiving program sponsored by the offensive line which provided more than 3,600 meals to Tampa-area needy families from 2007-12...Continues the program on an annual basis in Oakland.

ADDITIONAL STATISTICS: Receptions – 1 in 2009, 1 in 2010, 1 in 2013, 1 in 2014, 1 in 2015, 1 in 2016; NFL totals: 6. Receiving yards – 15 in 2009, 1 in 2010, 2 in 2011, 1 in 2013, 3 in 2014, 3 in 2015, 1 in 2016; NFL totals: 26. Receiving touchdowns – 1 in 2010, 1 in 2013, 1 in 2014, 1 in 2016; NFL totals: 4. Miscellaneous tackles – 1 in 2007, 2 in 2008, 1 in 2009, 1 in 2011, 2 in 2014, 1 in 2015, 1 in 2017; NFL totals: 9.

DONALD PENN'S GAMES PLAYED/STARTED

Year	Team	GP	GS
2007	Tampa Bay	16	12
2008	Tampa Bay	16	16
2009	Tampa Bay	16	16
2010	Tampa Bay	16	16
2011	Tampa Bay	16	16
2012	Tampa Bay	16	16
2013	Tampa Bay	16	16
2014	Oakland	16	16
2015	Oakland	16	16
2016	Oakland	16	16
2017	Oakland	14	14
Totals		174	170
POSTSEASON			
2007	Tampa Bay	1	1
Totals		1	1



JALEN RICHARD

30

RUNNING BACK
5-8 | 205
SOUTHERN MISSISSIPPI
NFL EXP.: 3
RAIDERS EXP.: 3

ACQUIRED: FA-'16
HOMETOWN:
ALEXANDRIA, LA.
BORN: 10/15/93



TRANSACTIONS: Signed by Oakland Raiders as an undrafted free agent, May 16, 2016.

CAREER: Versatile running back enters third year with the Silver and Black...Finished his sophomore campaign totaling 531 yards from scrimmage while adding two scores and fielding 26 punts for 155 yards (6.0 avg.)...As a rookie, totaled 83 rushing attempts for 491 yards (5.9 avg.) and one score, while making 29 receptions for 194 yards (6.7 avg.) and two scores...Among running backs with at least 125 rushing attempts since 2016, his 5.51-yard rushing average ranks first in the NFL...Has played in all 32 games in his career, totaling 766 rushing yards on 139 attempts (5.5 avg.) with two rushing scores and also tallied 56 receptions for 450 yards (8.0 avg.) and three scores...Also has notched 25 kickoff returns for 492 yards (19.7 avg.) and 60 punt returns for 461 yards (7.7 avg.).

AT A GLANCE

- Played in all 16 games for the second consecutive season in his sophomore campaign, making one start and totaling 531 yards from scrimmage and two TDs, while also being the team's primary punter returner, returning 26 punts for 155 yards (6.0 avg.).
- Signed by Raiders after participating on a tryout basis at the team's rookie mini-camp in May, 2016.
- Named a Pro Bowl alternate as a return specialist in his rookie season.
- Played four years at Southern Miss, appearing in 41 games with 29 starts while totaling 2,082 career rushing yards on 397 carries with 19 TDs and also caught 83 passes for 675 yards and five TDs.

2017: Played in all 16 games with one start in his sophomore campaign...Finished with 56 carries for 275 yards (4.9 avg.) with one TD...Added 27 receptions for 256 yards (9.5 avg.) with one TD...Totalled 13 punt returns for 155 yards (6.0 avg.) with eight kickoff returns for 90 yards (11.3 avg.)...(9/10) **at Ten.**: Totalled five carries for 22 yards with a 9-yard long and recorded one catch for six yards in the season opener...Also returned two punts for five yards in the win...(9/17) **vs. NYJ**: Finished as the game's leading rusher with 58 yards on six carries with one TD and a 52-yard long, adding two receptions for 51 yards...Set a career high with a 39-yard reception from QB Derek Carr in the second quarter, besting his previous best of 29 yards...Broke free and scored from 52 yards out, marking his second career rushing TD of at least 50 yards...(9/24) **at Was.**: Rushed two times for four yards and caught one pass for four yards...Totalled two punt returns for four yards...(10/1) **at Den.**: Totalled two rushes for seven yards and one reception for 20 yards...Added two punt returns for eight yards...(10/8) **vs. Bal.**: Recorded nine carries for 37 yards...Returned one punt for seven yards...(10/15) **vs. LAC**: Finished with three catches for 27 yards with an 11-yard long...Returned three punts for 18 yards with a 13-yard long and two kickoffs for 29 yards with a 16-yard long...(10/19) **vs. KC**: Tied a season high with nine carries for 31 yards with a 10-yard long...Added four receptions for 45 yards with a 17-yard long...(10/29) **at Buf.**: Started his first career game and recorded five carries for 21 yards with a 14-yard long...Added five receptions for 35 yards with a 15-yard long...(11/5) **at Mia.**: Recorded five carries for 14 yards...Added two punt returns for 21 yards with a 13-yard long...(11/19) **vs. NE**: Finished the day with four carries for 19 yards with a 7-yard long and added two receptions for nine yards...(11/26) **vs. Den.**: Finished the day with two carries for 17 yards and two receptions for 13 yards with one TD...Became the first undrafted Raiders running back to record a receiving TD in each of his first two seasons...(12/3) **vs. NYG**: Caught one pass for five yards and added one rush for four yards in the win...(12/10) **at KC**: Appeared on both offense and special teams...(12/17) **vs. Dal.**: Caught two passes for 21 yards with an 11-yard long...(12/25) **at Phil.**: Totalled 56 yards from scrimmage with 42 rushing yards on four carries and 14 receiving yards on two catches...(12/31) **at LAC**: Recorded one carry for six yards.



2016: Signed by Raiders after participating on a tryout basis at the team's rookie mini-camp in May...Appeared in 16 games in his first year with the Silver and Black and was named a Pro Bowl alternate...Finished with 83 carries for 491 yards (5.9 avg.) with one TD...Totalled 194 yards through the air on 29 receptions (6.7 avg.) with two TDs...Emerges as the Raiders primary punt returner, recording 34 returns for 306 yards (9.0 avg.) with a 47-yard long...Returned 17 kickoffs for 402 yards (23.6 avg.) with a 50-yard long...His 306 punt return yards are the fifth most by a rookie in franchise history...(9/11) **at NO**: Made his NFL debut in the comeback win...On his first carry in the league, he broke through for a 75-yard TD midway through the fourth quarter, which allowed the Raiders to tie the game with a successful two-point conversion on the following play...Became just the fourth player ever to score a 75-or-more yard run in his NFL debut, joining Oran Pape (1930), Alan Ameche (1955) and

Ottis Anderson (1979)...Finished the day with three carries for 84 yards (28.0 avg.) with one TD and added two catches for 11 yards...**(9/18) vs. Atl.:** Rushed seven times for 17 yards with a 7-yard long and caught a pass for 10 yards...Also saw time on special teams, recording a 24-yard kickoff return...**(9/25) at Ten.:** Recorded 28 yards on six carries with a 10-yard long...Also caught one pass for 13 yards...Returned three punts for 38 yards (12.7 avg.) with a 14-yard long...**(10/2) at Bal.:** Returned three punts for 72 yards (24.0 avg.) with a career-high 47-yard long...His 47-yard return was the longest punt return by a Raider since 2012...Increased his workload on kickoffs, returning three for 66 yards (22.0 avg.) with a 26-yard long...Added two carries for 15 yards and one catch for five yards in the win...**(10/9) vs. SD:** Led the team with 31 rushing yards on eight carries...Set career highs with six receptions for 66 yards (11.0 avg.) with a 22-yard long...**(10/16) vs. KC:** Returned the ball 50 yards on the opening kickoff, the longest return by an undrafted rookie Raider since 2005...Totalled four kickoff returns for 108 yards (27.0 avg.)...Added four carries for eight yards (2.0 avg.) and two catches for five yards...**(10/23) at Jac.:** Set a career high with five punt returns for 41 yards (8.2 avg.) in the win...Also had one rush for one yard and one catch...**(10/30) at TB:** Rushed five times for 34 yards with a 20-yard long...Served as the primary punt and kickoff returner, returning four punts for 33 yards (8.3 avg.) and one kickoff for 25 yards...**(11/6) vs. Den.:** Rushed 62 yards on eight carries with a 28-yard long...Added two receptions for 10 yards...Saw action on special teams, returning four punts for 26 yards (6.5 avg.) and one kickoff for 26 yards...**(11/21) vs. Hou.:** Totalled three catches for 50 yards (16.7 avg.) and his first career TD reception...**(11/27) vs. Car.:** Rushed seven times for 23 yards with a 9-yard long...Added five punt returns for 34 yards (6.8 avg.) and two kickoff returns for 46 yards (23.0 avg.)...**(12/4) vs. Buf.:** Carried the ball nine times for 53 yards (5.9 avg.) with a 21-yard long...Saw action on special teams, returning two punts for 17 yards (8.5 avg.) and one kickoff for 22 yards...**(12/8) at KC:** Carried the ball six times for 29 yards with a 12-yard long...Contributed in a reserve role on special teams, returning two kickoffs for 41 yards (20.5 avg.) and one punt for two yards...**(12/18) at SD:** Helped the rushing attack by adding 36 yards on six carries (6.0 avg.)...Added four receptions for 13 yards...Contributed on special teams, returning two punts for 11 yards (5.5 avg.)...**(12/24) vs. Ind.:** Rushed six times for 66 yards (11.0 avg.) and added three receptions for 13 yards (4.3 avg.)...Recorded his second receiving TD of the season with 22 seconds left in the first half on a 4-yard pass from QB Derek Carr...**(1/1/17) at Den.:** Recorded three carries for three yards in the regular season finale...Added two punt returns for 18 yards (9.0 avg.)...**Postseason: (1/7/17) at Hou.:** Set a new franchise postseason long with his 37-yard punt return in the first quarter of play, jumpstarting the offense en route to their first TD of the game...Finished with 68 punt return yards, a mark that set a new Raiders single-game postseason record, besting Neal Colzie's previous record of 64 yards set in 1975 against the Bengals...Also had three carries for three yards and two receptions for eight yards.

COLLEGE: Played four years at Southern Miss, appearing in 41 games with 29 starts...Totalled 2,082 career rushing yards on 397 carries with 19 TDs...Also caught 83 passes for 675 yards and five TDs...As a senior, played in 13 games with 12 starts...Ranked second on the team with 1,098 rushing yards on 185 carries (5.9 avg.) and 14 TDs...Had 30 receptions for 284 yards and two TDs...Led the team with 20 punt returns for 92 yards (4.6 avg.)...Had three kickoff returns for 145 yards (48.3 avg.) and one TD...Named first-team All-Conference-USA...As a junior, played in seven games with three starts...Missed five games due to injury...Tallied 459 all-purpose yards, including 236 rushing yards on 40 carries and 184 receiving yards on 24 catches...As a sophomore, played in 11 games with eight starts...Had 85 carries for 322 yards...Also had 21 receptions for 168 yards and one TD...As a freshman, played in 10 games with six starts...Ranked second on the team with 426 rushing yards on 87 carries and four TDs...Returned 10 kickoffs for 259 yards...Also had eight catches for 39 yards and one TD.

PERSONAL: Attended Peabody Magnet High School in Alexandria, La. ...Rated as the No. 136 running back in the nation by ESPN.com...A two-star prospect by Rivals.com, Scout.com and ESPN.com...Named first-team all-district and all-area as a sophomore and junior...Rushed for 2,289 yards on 236 carries, while adding 140 yards on 13 receptions...Totalled 33 TDs...Also lettered in track and field...Finished third in the district in the 100-meters and second in the 200-meters...Name is pronounced JAY-linn ree-SHARD.

ADDITIONAL STATISTICS: Miscellaneous Tackles – 1 in 2016.

SINGLE-GAME HIGHS: RUSHING: Attempts – 9, three times; last: 10/19/17 vs. KC. Yards – 84, 9/11/16 at NO. Long – 75t, 9/11/16 at NO. Touchdowns – 1, two times; last: 9/17/17 vs. NYJ. RECEIVING: Receptions – 6, 10/9/16 vs. SD. Yards – 66, 10/9/16 vs. SD. Long – 39, 9/17/17 vs. NYJ. Touchdowns – 1, three times; last: 11/26/17 vs. Den.

JALEN RICHARD'S CAREER STATISTICS


		RUSHING								RECEIVING					TOTAL
Year	Team	GP	GS	Att.	Yds	Avg.	Lg.	TD	Rec.	Yds.	Avg.	Lg.	TD	OFFENSE	
2016	Oakland	16	0	83	491	5.9	75t	1	29	194	6.7	29	2	685	
2017	Oakland	16	1	56	275	4.9	52t	1	27	256	9.5	39	1	531	
Totals		32	1	139	766	5.5	75t	2	56	450	8.0	39	3	1,216	
POSTSEASON															
2016	Oakland	1	0	3	3	1.0	4	0	2	8	4.0	5	0	11	
Totals		1	0	3	3	1.0	4	0	2	8	4.0	5	0	11	
KICKOFF RETURNS															
PUNT RETURNS															
Year	Team	Ret.	Yds.	Avg.	Lg.	TD	Ret.	FC	Yds.	Avg.	Lg.	TD			
2016	Oakland	17	402	23.6	50	0	34	5	306	9.0	47	0			
2017	Oakland	8	90	11.3	17	0	26	13	155	6.0	19	0			
Totals		25	492	19.7	50	0	60	18	461	7.7	47	0			
POSTSEASON															
2016	Oakland	2	38	19.0	20	0	5	1	68	13.6	37	0			
Totals		2	38	19.0	20	0	5	1	68	13.6	37	0			

JALEN RICHARD GAME-BY-GAME 2017, OAKLAND (6-10)

Date	Opp.	W/L	GP/GS	RUSHING					RECEIVING					TOTAL OFFENSE
				Att.	Yds.	Avg.	Lg.	TD	Rec.	Yds.	Avg.	Lg.	TD	
9/10	at Ten.	W	1/0	5	22	4.4	9	0	1	6	6.0	6	0	28
9/17	NYJ	W	1/0	6	58	9.7	52t	1	2	51	25.5	39	0	109
9/24	at Was.	L	1/0	2	4	2.0	11	0	1	4	4.0	4	0	8
10/1	at Den.	L	1/0	2	7	3.5	7	0	1	20	20.0	20	0	27
10/8	Bal.	L	1/0	9	37	4.1	14	0	0	0	-	-	0	37
10/15	LAC	L	1/0	2	-1	-0.5	2	0	3	27	9.0	11	0	26
10/19	KC	W	1/0	9	31	3.4	10	0	4	45	11.3	17	0	76
10/29	at Buf.	L	1/1	5	21	4.2	14	0	5	35	7.0	15	0	56
11/5	at Mia.	W	1/0	5	14	2.8	5	0	0	0	-	-	0	14
11/19	NE	L	1/0	4	19	4.8	7	0	2	9	4.5	5	0	28
11/26	Den.	W	1/0	2	17	8.5	9	0	2	13	6.5	7	1	30
12/3	NYG	W	1/0	1	4	4.0	4	0	1	5	5.0	5	0	9
12/10	at KC	L	1/0	0	0	-	-	0	0	0	-	-	0	0
12/17	Dal.	L	1/0	0	0	-	-	0	2	21	10.5	11	0	21
12/25	at Phi.	L	1/0	4	42	10.5	34	0	2	14	7.0	23	0	56
12/31	at LAC	L	1/0	0	0	-	-	0	1	6	6.0	6	0	6
Totals			16/1	56	275	4.9	52t	1	27	256	9.5	39	1	531

2016, OAKLAND (12-4)

Date	Opp.	W/L	GP/GS	RUSHING					RECEIVING					TOTAL OFFENSE
				Att.	Yds.	Avg.	Lg.	TD	Rec.	Yds.	Avg.	Lg.	TD	
9/11	at NO	W	1/0	3	84	28.0	75t	1	2	11	5.5	8	0	95
9/18	Atl.	L	1/0	6	17	2.8	7	0	1	10	10.0	10	0	27
9/25	at Ten.	W	1/0	6	28	4.7	10	0	1	13	13.0	13	0	41
10/2	at Bal.	W	1/0	2	15	7.5	9	0	1	5	5.0	5	0	20
10/9	SD	W	1/0	8	31	3.9	7	0	6	66	11.0	22	0	97
10/16	KC	L	1/0	4	7	1.8	6	0	2	5	2.5	6	0	12
10/23	at Jac.	W	1/0	1	1	1.0	1	0	1	0	0.0	0	0	1
10/30	at TB	W	1/0	5	34	6.8	20	0	2	3	1.5	6	0	37
11/6	Den.	W	1/0	8	62	7.8	28	0	2	10	5.0	11	0	72
11/21	Hou.	W	1/0	3	2	0.7	4	0	3	50	16.7	29	1	52
11/27	Car.	W	1/0	7	23	3.3	9	0	0	0	-	-	0	23
12/4	Buf.	W	1/0	9	53	5.9	21	0	0	0	-	-	0	53
12/8	at KC	L	1/0	6	29	4.8	9	0	0	0	-	-	0	29
12/18	at SD	W	1/0	6	36	6.0	33	0	4	13	3.3	10	0	49
12/24	Ind.	W	1/0	6	66	11.0	19	0	3	13	4.3	8	1	79
1/1/17	at Den.	L	1/0	3	3	1.0	2	0	1	-5	-5.0	-5	0	-2
Totals			16/0	83	491	5.9	75t	1	29	194	6.7	29	2	685
POSTSEASON														
1/7/17	at Hou.	L	1/0	3	3	1.0	4	0	2	8	4.0	5	0	11



SETH ROBERTS

10

WIDE RECEIVER
6-2 | 195
WEST ALABAMA
NFL EXP.: 4
RAIDERS EXP.: 4

ACQUIRED: FA-'14
HOMETOWN:
MOULTRIE, GA.
BORN: 02/22/91



TRANSACTIONS: Signed by Oakland Raiders as an undrafted free agent, May 16, 2014... Waived by Raiders, Aug. 30, 2014... Signed by Raiders to practice squad, Sept. 1, 2014... Signed by Raiders as a reserve/future free agent, Dec. 30, 2014... Re-signed by Raiders as an exclusive rights free agent, April 18, 2016... Re-signed by Raiders as an exclusive rights free agent, April 17, 2017.

CAREER: Dynamic wide receiver entering his fourth season with the Raiders after his emergence as a reliable option... Played in 15 games and set career highs with starts (seven) and receptions (43) in 2017... Finished the season with 1,332 career receiving yards, becoming the sixth undrafted Raider to surpass 1,000-career receiving yards... In 2016, appeared in 16 games for the second consecutive season, while adding 38 receptions for 397 yards (10.4 avg.), and five TDs... In 2015, played in 16 games, with five starts, and totaled 32 receptions for 480 yards (15.0 avg.) and five TDs... Spent his rookie campaign on the Raiders' practice squad after joining the team as an undrafted free agent... Career totals include 47 games played with 18 starts, 113 receptions for 1,332 yards (11.8 avg.) and 11 TDs, all while helping improve the team's record to 10-0 when he scores a TD.

AT A GLANCE

- Appeared in 15 games and set career highs with starts (seven) and receptions (43) in 2017.
- Tied for second on the team in 2016 with five receiving TDs, his second consecutive five-TD season, and joined WR James Jett (1997-98) as the only undrafted Raider to record two five-TD seasons since the 1970 merger.
- Led the NFL from 2015-16 with four game-winning TD receptions and has seen the Raiders go 10-0 when he scores a TD.
- Ranked third on the team in 2015 with five receiving TDs in first season of NFL action, totaling 32 receptions for 480 yards in 16 games.
- Tallied 13 TDs in two seasons at West Alabama after transferring from Pearl River Community College in Hattiesburg, Miss.

2017: Played in 15 games with a career-high seven starts in his third season with the Raiders... Finished with a career-high 43 receptions for 455 yards (10.6 avg.) with one TD... Finished the season with 1,332 career receiving yards, becoming the sixth undrafted Raider to surpass 1,000-career receiving yards in Week 5... **(9/10) at Ten.:** Hauled in a 19-yard TD pass from QB Derek Carr with 11:58 remaining in the game, which was his only reception of the day... Marked his fourth TD reception in three games against the Titans... **(9/24) at Was.:** Finished tied for second on the team with four receptions for 20 yards... **(10/1) at Den.:** Started his first game of the season and totaled four receptions for 49 yards with a 22-yard long... **(10/8) vs. Bal.:** Recorded two receptions for 34 yards (17.0 avg.) with a 22-yard long... **(10/15) vs. LAC:** Finished with three receptions for 35 yards... Eclipsed 1,000 career receiving yards on his first catch of the day... **(10/19) vs. KC:** Started his fourth game of the season, recording one catch for 15 yards... **(11/5) at Mia.:** Caught two passes for 28 yards with a 29-yard long... **(11/19) vs. NE:** Recorded a season-high five

receptions for 36 yards in his first start of the season... **(11/26) vs. Den.:** Caught two passes for 26 yards with a 20-yard long... **(12/3) vs. NYG:** Made his seventh start of the season, setting a single-season career high... Finished as the team's leader in receptions with five and totaled 46 yards... **(12/10) at KC:** Recorded three catches for 24 yards... **(12/17) vs. Dal.:** Finished second on the team with 52 yards on three receptions, with a 28-yard long... **(12/25) at Phi.:** Tied a team high with three receptions for 23 yards... **(12/31) at LAC:** Finished with a team-high five receptions for 48 yards in the season finale.

2016: Appeared in 16 games with six starts... Totaled 397 yards on 38 receptions (10.4 avg.) with five TDs... His second-straight season with five TDs ties a franchise record for the most by an undrafted Raider... The team improved to 9-0 when he scores a TD... **(9/11) at NO:** Caught the Raiders' first receiving TD of the 2016 season with 52 seconds left in the game on just his second grab of the day, a 10-yard pass from QB Derek Carr... His 10-yard TD put the Raiders in position to win as they completed a go-ahead two-point conversion on the following play... **(9/18) vs. Atl.:** Hauled in three passes for 25 yards... **(9/25) at Ten.:** Caught two passes for 27 yards with one TD on a 19-yard long reception... **(10/2) at Bal.:** Recorded his third TD of the season on a 6-yard reception from Carr in the first quarter... **(10/9) vs. SD:** Started in the 34-31 win... Caught two passes for 22 yards... **(10/16) vs. KC:** Caught three passes for 29 yards... **(10/23) at Jac.:** Finished second on the team with 42 receiving yards on four receptions with a season-high 26-yard long... **(10/30) at TB:** Finished with 69 yards on three catches (23.0 avg.) with one TD... Caught the game-winning TD in overtime,



a 41-yard catch on fourth-and-4...The TD marked his third time catching the game winner from Carr...**(11/6) vs. Den.:** Caught three passes for 32 yards with a 21-yard long in the win...**(11/21) vs. Hou.:** Started his third game of the season in the comeback victory...Recorded one catch for six yards...**(11/27) vs. Car.:** Finished with three receptions for 31 yards, one TD and one two-point conversion...Hauled in a 2-yard TD pass, his fifth of the season, from Carr for the first score of the game...Became the fourth undrafted Raider with at least 10 TD receptions in his career...With his second consecutive five-TD season, he tied James Jett for the most by an undrafted Raider since the AFL-NFL 1970 merger...Tied the game midway through the fourth quarter when he caught a ball in traffic to complete the Raiders' fourth two-point conversion of the season...**(12/4) vs. Buf.:** Totaled two receptions for 14 yards and a two-point conversion...Following the Raiders' second TD of the fourth quarter, hauled in the two-point conversion to give Oakland the lead late in the game...His two-point conversion was the Raiders fifth of the season and his second...**(12/8) at KC:** Started in his fifth game of the season...Recorded two receptions for 12 yards...**(12/18) at SD:** Started his sixth game of the season and caught two passes for 27 yards with a 22-yard long in the win...**(1/1/17) at Den.:** Recorded three receptions for 26 yards in the regular season finale...**Postseason: (1/7/17) at Hou.:** Started and caught one pass for one yard in the Wild Card game.

2015: Emerged onto the NFL scene with a breakout sophomore season in his first year of action, playing in 16 games with five starts...Totaled 32 receptions for 480 yards (15.0 avg.) with five TDs...His five TDs ranked third on the team and marked the third most ever by an undrafted Raider, trailing only James Jett's 12 in 1997 and six in 1998...**(9/13) vs. Cin.:** Made his NFL debut, seeing action on offense and special teams...Caught the first three passes of his career for 12 yards...**(9/20) vs. Bal.:** Recorded first career TD catch with 26 seconds remaining in the fourth quarter, a 12-yard strike from QB Derek Carr to cap off the game-winning drive and put the Raiders ahead, 37-33...**(9/27) at Cle.:** Reached the end zone for the second straight game, finishing with three catches for 56 yards (18.7 avg.) with one TD...Score came on a 13-yard strike from Carr in the final seconds of the first half...Began the scoring drive with a 36-yard catch and run...**(10/25) at SD:** Contributed in a reserve role, catching one pass for six yards...**(11/1) vs. NYJ:** Hauled in the only pass thrown his way for a key 21-yard gain on third down in the third quarter...**(11/8) at Pit.:** Earned first career start as a third wide receiver and caught three passes for 73 yards (24.3 avg.)...**(11/15) vs. Min.:** Contributed one reception late in the game, a 5-yard pickup...**(11/22) at Det.:** Earned the start as a third wide receiver...Hauled in two passes for 54 yards (27.0 avg.), including a career-long 43-yarder on the first play of the second half...Returned the first kickoffs of his career, bringing back two kicks for 47 yards (23.5 avg.) with a 24-yard long...**(11/29) at Ten.:** Earned the start and had a career day, setting new personal bests with six receptions for 113 yards (18.8 avg.) and two TDs, including a 12-yarder for his second game-winning TD reception of the season...First TD came from 10 yards out in the third quarter when he broke a tackle and dove across the goal line...Second TD of the game came with 1:21 remaining and put the Raiders ahead, 24-21...**(12/6) vs. KC:** Entered the game in a reserve role and totaled 51 yards on four receptions (12.8 avg.) with a 17-yard long...Converted a first down in the fourth quarter with his 17-yard gain...**(12/13) at Den.:** Earned the start and recorded 20 receiving yards on two receptions with an 11-yard TD catch...**(12/24) vs. SD:** Hauled in two passes for 37 yards (18.5 avg.) with a 33-yard long...On the game-winning drive in overtime, converted on a third-and-8 play when he tipped a pass to himself and secured the reception for a 33-yard gain down to the Chargers' 10-yard line...**(1/3/16) at KC:** Finished with three receptions for 20 yards and a 19-yard long.

2014: Joined the Raiders as an undrafted free agent on May 16...Waived by the Raiders at the end of the preseason before being added to the practice squad, where he remained the remainder of the season...Signed by Raiders as a reserve/future free agent after the conclusion of the regular season.

COLLEGE: Played two years at West Alabama after transferring from Pearl River Community College in Hattiesburg, Miss...In two seasons, totaled 62 receptions for 1,169 yards and 13 TDs...As a senior, recorded 40 catches for 857 yards and a team-leading 12 TDs...Scoring total tied for second in the Gulf South Conference...Averaged 21.4 yards per catch...Recorded three 100-yard receiving games...Recorded 22 receptions for 312 yards and one TD as a junior...Averaged 14.2 yards per catch...In two seasons at Pearl River Community College, hauled in 100 passes for 1,129 yards and 11 TDs...As a sophomore, played in nine games and totaled 56 catches for 557 yards and five TDs...As a freshman, recorded 44 receptions for 733 yards and six TDs.

PERSONAL: Attended McClay High School in Tallahassee, Fla...Named team captain as both a junior and senior...Also played basketball...Participated in a holiday tree decorating event with the Raiders Women's Association in 2014...Joined the receiving corps in the Raiders bike giveaway, donating bikes to local children during the holiday season.

ADDITIONAL STATISTICS: Miscellaneous tackles – 1 in 2015, 1 in 2016, 1 in 2017; NFL totals: 3.

SINGLE-GAME HIGHS: RECEIVING: Receptions – 6, 11/29/15 at Ten. Yards – 113, 11/29/15 at Ten. Long – 43, 11/22/15 at Det. Touchdowns – 2, 11/29/15 at Ten.

SETH ROBERTS' CAREER STATISTICS

Year	Team	GP	GS	RECEIVING					RUSHING					TOTAL OFFENSE
				Rec.	Yds.	Avg.	Lg.	TD	Att.	Yds.	Avg.	Lg.	TD	
2015	Oakland	16	5	32	480	15.0	43	5	0	0	-	-	0	480
2016	Oakland	16	6	38	397	10.4	41t	5	0	0	-	-	0	397
2017	Oakland	15	7	43	455	10.6	29	1	0	0	-	-	0	455
Totals		47	18	113	1,332	11.8	43	11	0	0	-	-	0	1,332
POSTSEASON														
2016	Oakland	1	1	1	1	1.0	1	0	0	0	-	-	0	1
Totals		1	1	1	1	1.0	1	0	0	0	-	-	0	1

SETH ROBERTS GAME-BY-GAME 2017, OAKLAND (6-10)

RECEIVING										RUSHING					TOTAL
Date	Opp.	W/L	GP/GS	Rec.	Yds.	Avg.	Lg.	TD		Att.	Yds.	Avg.	Lg.	TD	OFFENSE
9/10	at Ten.	W	1/0	1	19	19.0	19t	1		0	0	-	-	0	19
9/17	NYJ	W	1/0	0	0	-	-	0		0	0	-	-	0	0
9/24	at Was.	L	1/0	4	20	5.0	9	0		0	0	-	-	0	20
10/1	at Den.	L	1/1	4	49	12.3	22	0		0	0	-	-	0	49
10/8	Bal.	L	1/1	2	34	17.0	22	0		0	0	-	-	0	34
10/15	LAC	L	1/1	3	35	11.7	15	0		0	0	-	-	0	35
10/19	KC	W	1/1	1	15	15.0	15	0		0	0	-	-	0	15
10/29	at Buf.	L		(DID NOT PLAY)											
11/5	at Mia.	W	1/0	2	28	14.0	29	0		0	0	-	-	0	28
11/19	NE	L	1/1	5	36	7.2	9	0		0	0	-	-	0	36
11/26	Den.	W	1/1	2	26	13.0	20	0		0	0	-	-	0	26
12/3	NYG	W	1/1	5	46	9.2	18	0		0	0	-	-	0	46
12/10	at KC	L	1/0	3	24	8.0	11	0		0	0	-	-	0	24
12/17	Dal.	L	1/0	3	52	17.3	28	0		0	0	-	-	0	52
12/25	at Phi.	L	1/0	3	23	7.7	11	0		0	0	-	-	0	23
12/31	at LAC	L	1/0	5	48	9.6	26	0		0	0	-	-	0	48
Totals			15/7	43	455	10.6	29	1		0	0	-	-	0	455

2016, OAKLAND (12-4)

RECEIVING										RUSHING					TOTAL
Date	Opp.	W/L	GP/GS	Rec.	Yds.	Avg.	Lg.	TD		Att.	Yds.	Avg.	Lg.	TD	OFFENSE
9/11	at NO	W	1/0	2	19	9.5	10t	1		0	0	-	-	0	19
9/18	Atl.	L	1/0	3	25	8.3	14	0		0	0	-	-	0	25
9/25	at Ten.	W	1/1	2	27	13.5	19t	1		0	0	-	-	0	27
10/2	at Bal.	W	1/0	3	12	4.0	7	1		0	0	-	-	0	12
10/9	SD	W	1/1	2	22	11.0	16	0		0	0	-	-	0	22
10/16	KC	L	1/0	3	29	9.7	24	0		0	0	-	-	0	29
10/23	at Jac.	W	1/0	4	42	10.5	26	0		0	0	-	-	0	42
10/30	at TB	W	1/0	3	69	23.0	41t	1		0	0	-	-	0	69
11/6	Den.	W	1/0	3	32	10.7	21	0		0	0	-	-	0	32
11/21	Hou.	W	1/1	1	6	6.0	6	0		0	0	-	-	0	6
11/27	Car.	W	1/1	3	31	10.3	24	1		0	0	-	-	0	31
12/4	Buf.	W	1/0	2	18	9.0	14	0		0	0	-	-	0	18
12/8	at KC	L	1/1	2	12	6.0	13	0		0	0	-	-	0	12
12/18	at SD	W	1/1	2	27	13.5	22	0		0	0	-	-	0	27
12/24	Ind.	W	1/0	0	0	-	-	0		0	0	-	-	0	0
1/1/17	at Den.	L	1/0	3	26	8.7	12	0		0	0	-	-	0	26
Totals			16/6	38	397	10.4	41t	5		0	0	-	-	0	397
POSTSEASON															
1/7/17	at Hou.	L	1/1	0	0	-	-	0		0	0	-	-	0	0

2015, OAKLAND (7-9)

Date	Opp.	W/L	GP/GS	RECEIVING						RUSHING					TOTAL
				Rec.	Yds.	Avg.	Lg.	TD		Att.	Yds.	Avg.	Lg.	TD	OFFENSE
9/13	Cin.	L	1/0	3	12	4.0	7	0		0	0	-	-	0	12
9/20	Bal.	W	1/0	1	12	12.0	12t	1		0	0	-	-	0	12
9/27	at Cle.	W	1/0	3	56	18.7	36	1		0	0	-	-	0	56
10/4	at Chi.	L	1/0	0	0	-	-	0		0	0	-	-	0	0
10/11	Den.	L	1/0	0	0	-	-	0		0	0	-	-	0	0
10/25	at SD	W	1/0	1	6	6.0	6	0		0	0	-	-	0	6
11/1	NYJ	W	1/0	1	21	21.0	21	0		0	0	-	-	0	21
11/8	at Pit.	L	1/1	3	73	24.3	36	0		0	0	-	-	0	73
11/15	Min.	L	1/0	1	5	5.0	5	0		0	0	-	-	0	5
11/22	at Det.	L	1/1	2	54	27.0	43	0		0	0	-	-	0	54
11/29	at Ten.	W	1/1	6	113	18.8	38	2		0	0	-	-	0	113
12/6	KC	L	1/0	4	51	12.8	17	0		0	0	-	-	0	51
12/13	at Den.	W	1/1	2	20	10.0	11t	1		0	0	-	-	0	20
12/20	GB	L	1/1	0	0	-	-	0		0	0	-	-	0	0
12/24	SD	W	1/0	2	37	18.5	33	0		0	0	-	-	0	37
1/3/16	at KC	L	1/0	3	20	6.7	19	0		0	0	-	-	0	20
Totals			16/5	32	480	15.0	43	5		0	0	-	-	0	480



AHTYBA RUBIN

93

DEFENSIVE TACKLE
6-2 | 315
IOWA STATE
NFL EXP.: 11
RAIDERS EXP.: 1

ACQUIRED: FA-'18
HOMETOWN:
FORT BELVOIR, VA.
BORN: 07/25/86



TRANSACTIONS: Selected by Cleveland Browns in the sixth round (190th overall) of the 2008 NFL Draft, April 27, 2008... Signed by Seattle Seahawks as an unrestricted free agent, March 20, 2015... Re-signed by Seahawks, March 7, 2016... Re-signed by Seahawks as an unrestricted free agent, March 13, 2016... Released by Seahawks, Sept. 2, 2017... Signed by Denver Broncos as a free agent, Sept. 15, 2017... Released by Broncos, Oct. 17, 2017... Signed by Atlanta Falcons as a free agent, Oct. 19, 2017... Signed by Oakland Raiders as a free agent, June 11, 2018.

CAREER: Veteran defensive lineman joins the Raiders for his first season with the Silver and Black after stops with the Cleveland Browns, Seattle Seahawks, Denver Broncos and Atlanta Falcons... Career totals include 144 games played with 107 starts, 427 tackles (263 solo), 15 sacks, two INTs, seven passes defended, six forced fumbles and one fumble recovery... In 2017, split time between the Broncos and Falcons, appearing in 12 games with 15 tackles (seven)... During his stint in Seattle (2015-16), started all 32 games and recorded 75 tackles (45), one INT, two passes defended and three forced fumbles... From 2008-14, played in 100 games with 75 starts and totaled 375 tackles (236), 12 sacks, one INT, five passes defended, three forced fumbles and one fumble recovery... Postseason totals include four games with 14 tackles (seven), two sacks and one forced fumble.

AT A GLANCE

- Joins the Raiders after spending his first 10 seasons with the Cleveland Browns (2008-14), Seattle Seahawks (2015-16), Denver Broncos (2017) and Atlanta Falcons (2017).
- Career totals include 144 games played with 107 starts, 427 tackles (263 solo), 15 sacks, two INTs, seven passes defended, six forced fumbles and one fumble recovery
- Set career highs in 2011, recording 83 tackles (56) and five sacks.
- Played two seasons at Iowa State (2006-07), appearing in 24 games, starting 21 contests at nose tackle, after transferring from Trinity Valley (Texas) Community College.

2017 (with Den. and Atl.): Split time between the Denver Broncos and the Atlanta Falcons, appearing in two games with Denver and 10 with Atlanta... Recorded 15 tackles (seven solo)... **(10/1)** vs. **Oak.:** Played in his first game with the Broncos... **(10/29)** at **NYJ:** Appeared in his first game with the Falcons, recording two tackles (two)... **(12/3)** vs. **NO:** Totaled two tackles on defense... **(12/31)** vs. **Car.:** Recorded three tackles (three) in the win.

2016 (with Sea.): Started all 16 games for the second consecutive season... Recorded 38 tackles (24 solo) with one sack, one pass defended and three forced fumbles... **(9/25)** vs. **SF:** Recorded five tackles on defense... **(10/23)** at **Ari.:** Recorded a season-high six tackles (six) in the contest... **(11/13)** at **NE:** Started the 100th game of his career... Recorded one stop and one pass defended... **(12/11)** at **GB:** Recorded one sack with two tackles... **(12/24)** vs. **Ari.:** Had two stops on defense with one forced fumble... **Postseason: (1/7/17)** vs. **Det.:** Recorded one tackle in the win... **(1/14/17)** at **Atl.:** Totaled three stops (two) with one sack for a loss of five yards.

2015 (with Sea.): Started all 16 games for the first time since 2011... Recorded 36 tackles (20 solo), two sacks, one INT and one pass defended in his first season in Seattle... **(9/13)** at **STL.:** Saw action in his first game with the Seahawks... **(9/27)** vs. **Chi.:** Part of a defense that shut out the Bears for the first time in 194 games... **(10/11)** at **Cin.:** Totaled four tackles and one sack... **(11/15)** vs. **Ari.:** Recorded one sack and three stops on defense... **(11/29)** vs. **Pit.:** Recorded one INT, the second of his career... **Postseason: (1/10/16)** at **Min.:** Totaled seven tackles (four), including one sack for a loss of nine yards in his first postseason appearance... Added a fumble recovery in the fourth quarter that led to the go-ahead FG.

2014 (with Cle.): Played in 13 games, starting 11 on the defensive line... Totaled 28 tackles (14 solo) with one sack and one pass defended... **(9/14)** vs. **NO:** Posted four tackles (two) in the win... **(9/21)** vs. **Bal.:** Recorded four tackles for the second consecutive week... **(10/26)** vs. **Oak.:** Posted one tackle and one pass defended on defense... **(11/23)** at **Atl.:** Started in the win, recording four tackles (two) and one sack... **(11/30)** at **Buf.:** Started and recorded three tackles (one)... **(12/14)** vs. **Cin.:** Posted two tackles on defense... **(12/21)** at **Car.:** Appeared in his 100th career game, becoming the ninth player in franchise history to do so... Posted one tackle.

2013 (with Cle.): Started all 14 games he appeared in, recording 80 tackles (45 solo) and two sacks... Missed two games with a calf injury... **(9/22)** at **Min.:** Made his season debut, posting four tackles (three)... **(10/3)** vs. **Buf.:** Tied a career high with 10 tackles (six) and added one sack for a loss of nine yards... **(10/13)** vs. **Det.:** Recorded 10 tackles for the second straight week... **(11/17)** at **Cin.:** Totaled eight tackles (five) on defense... **(11/24)** vs. **Pit.:** Recorded nine stops (three) in the contest... **(12/1)** vs. **Jac.:** Finished the day with five tackles (two) and one sack... **(12/22)** at **NYJ:** Totaled eight tackles (five).

2012 (with Cle.): Appeared in 13 games, recording 44 tackles (30 solo), two sacks, two passes defended and two forced fumbles... Missed three games with a calf injury... **(9/9)** vs. **Phi.:** Recorded four tackles (three) in the season opener... Added one pass defended and one forced fumble... **(9/27)** at **Bal.:** Totaled a season-high six tackles (six) and added one sack for a loss of four yards... **(11/18)** at **Dal.:** Tied a season best with six tackles (five)... Also recorded one sack for a loss of nine yards... **(11/25)** vs. **Pit.:** Recorded two stops on defense and one forced fumble... **(12/23)** at **Den.:** Totaled three tackles (two)... **(12/30)** at **Pit.:** Finished the day with six tackles (five).

2011 (with Cle.): Started all 16 for the second consecutive season... Set career highs with 83 tackles (56 solo) and five sacks... **(9/18)** at **Ind.:** Totaled four tackles (three) and added one sack for a loss of seven yards... **(9/25)** vs. **Mia.:** Recorded a season-high nine tackles (eight)... Added 1.5 sacks for a loss of six yards, marking back-to-back weeks with a sack for the first time in his career... **(10/30)** at **SF:** Finished with eight tackles (eight)... **(11/13)** vs. **StL.:** Recorded five tackles (three) on defense... **(11/27)** at **Cin.:** Totaled six stops (four)... **(12/4)** vs. **Bal.:** Recorded six tackles (three)... **(12/24)** at **Bal.:** Finished with seven tackles (five) and one sack for a loss of 10 yards... **(1/1/12)** vs. **Pit.:** Tied a season best with nine tackles (seven)... Recorded one sack for a loss of nine yards.

2010 (with Cle.): Started all 16 games for the first time in his career...Recorded 82 tackles (57 solo), two sacks, one INT and two passes defended...(9/19) vs. **KC:** Recorded six tackles (four) with one INT and one pass defended...(10/10) vs. **Atl.:** Totaled six stops (five)...(10/17) at **Pit.:** Finished with eight tackles (four) on defense...(11/14) vs. **NYJ:** Recorded nine stops (five)...(11/21) at **Jac.:** Totaled five tackles (five) and one sack for a loss of eight yards...(12/12) at **Buf.:** Recorded nine stops (five)...(12/19) at **Cin.:** Set a career high with 10 tackles (five) in the contest.

2009 (with Cle.): Appeared in all 16 games for the first time in his career...Totaled 38 tackles (23 solo) and one forced fumble...(9/20) at **Den.:** Recorded four tackles (two)...(9/27) at **Bal.:** Totaled one stop and one forced fumble on defense...(10/11) at **Buf.:** Recorded five tackles (one) on defense...(10/18) at **Pit.:** Finished with four stops (one)...(12/6) vs. **SD:** Started his first career game, recording three tackles (two)...(1/3/10) vs. **Jac.:** Started and finished with five tackles (three).

2008 (with Cle.): Played in 12 games during his rookie campaign...Recorded 20 tackles (11 solo) with one fumble recovery...(9/21) at **Bal.:** Made his NFL debut, recording two tackles (one)...(11/17) at **Buf.:** Recorded three stops (two) and one fumble recovery...(12/21) vs. **Chi.:** Set a then-career high with seven tackles (four).

COLLEGE: In two years at Iowa State University (2006-07), played in 24 games, starting 21 contests at nose tackle...Recorded 76 tackles, 2.5 sacks, one pass breakup, one fumble recovery and one forced fumble...Named All-Big 12 Conference Honorable Mention as a senior...Lettered twice at Trinity Valley (Texas) Community College...In 2005, earned All-Southwest Football Junior College Conference first-team and NJCAA All-America honorable mention as an offensive tackle, the first time that he ever lined up on the offensive line during his career...In 2004, lettered as a defensive lineman...Majoring in history.

PERSONAL: Attended Escambia High School in Pensacola, Fla., the same high school as Hall of Fame running back Emmitt Smith and former Raiders RB Trent Richardson... Lettered as a defensive lineman and earned all-area and all-conference recognition as a senior...Also was on the power weight-lifting team...Moved multiple times in his youth as his father, Ronnie, served in the Army...Helps sponsor a program at his alma mater, Escambia High School, that rewards students with gifts and prizes for positive performance and behavior...Founded the "Rubin's Warriors" season ticket program which provides tickets, apparel and food for Promise Academy of the Cleveland Metropolitan School District...First name is pronounced ah-TAH-bah.

SINGLE-GAME HIGHS: TACKLES: Total – 10, three times; last: at SF, 10/13/13. Solo – 8, vs. Mia., 9/25/11. Sacks – 1.5, vs. Mia., 9/25/11. Forced fumbles – 1, six times; last: at SF, 1/1/17. Fumbles recovered – 1, at Buf., 11/17/8. Interceptions – 1, vs. KC, 9/19/10. Passes defended – 1, seven times; last: at NE, 11/13/16.

AHTYBA RUBIN'S CAREER STATISTICS

Year	Team	GP	GS	TACKLES					INTERCEPTIONS					FUMBLES		
				Total	Solo	Asst.	Sacks	Yds.	No.	Yds.	Lg.	TD	PD	FF	FR	Yds.
2008	Cleveland	12	0	21	11	9	0.0	0.0	0	0	-	0	0	0	1	0
2009	Cleveland	16	5	38	23	15	0.0	0.0	0	0	-	0	0	1	0	0
2010	Cleveland	16	16	82	57	25	2.0	17.0	1	1	1	0	2	0	0	0
2011	Cleveland	16	16	83	56	27	5.0	36.5	0	0	-	0	0	0	0	0
2012	Cleveland	13	13	44	30	14	2.0	13.0	0	0	-	0	2	2	0	0
2013	Cleveland	14	14	80	45	35	2.0	9.0	0	0	-	0	0	0	0	0
2014	Cleveland	13	11	28	14	14	1.0	6.0	0	0	-	0	1	0	0	0
2015	Seattle	16	16	36	20	16	2.0	9.0	1	2	2	0	1	0	0	0
2016	Seattle	16	16	38	24	14	1.0	9.0	0	0	-	0	1	3	0	0
2017	Denver/Atlanta	12	0	15	7	8	0.0	0.0	0	0	-	0	0	0	0	0
Totals		144	107	465	287	177	15.0	99.5	2	3	2	0	7	6	1	0
POSTSEASON																
2015	Seattle	2	2	10	5	5	1.0	9.0	0	0	-	0	0	1	0	0
2016	Seattle	2	2	4	2	2	1.0	5.0	0	0	-	0	0	0	0	0
Totals		4	4	14	7	7	2.0	14.0	0	0	-	0	0	1	0	0

AHTYBA RUBIN GAME-BY-GAME

2017, DENVER/ATLANTA

Date	Opp.	W/L	GP/GS	TACKLES					INTERCEPTIONS					FUMBLES		
				Total	Solo	Asst.	Sacks	Yds.	No.	Yds.	Lg.	TD	PD	FF	FR	Yds.
9/11				(NOT ON ROSTER)												
9/17				(NOT ON ROSTER)												
9/24	at Buf.*	L		(INACTIVE)												
10/1	Oak.*	W	1/0	0	0	0	0.0	0.0	0	0	-	0	0	0	0	0
10/15	NYG*	W	1/0	0	0	0	0.0	0.0	0	0	-	0	0	0	0	0
10/22				(NOT ON ROSTER)												
10/29	at NYJ	W	1/0	2	2	0	0.0	0.0	0	0	-	0	0	0	0	0
11/5	at Car.	L	1/0	1	1	0	0.0	0.0	0	0	-	0	0	0	0	0
11/12	Dal.	W	1/0	1	0	1	0.0	0.0	0	0	-	0	0	0	0	0
11/20	at Sea.	W	1/0	2	1	1	0.0	0.0	0	0	-	0	0	0	0	0
11/26	TB	W	1/0	1	0	1	0.0	0.0	0	0	-	0	0	0	0	0
12/3	Min.	L	1/0	2	0	2	0.0	0.0	0	0	-	0	0	0	0	0
12/7	NO	W	1/0	1	0	1	0.0	0.0	0	0	-	0	0	0	0	0
12/18	at TB	W	1/0	2	0	2	0.0	0.0	0	0	-	0	0	0	0	0
12/24	at NO	L	1/0	0	0	0	0.0	0.0	0	0	-	0	0	0	0	0
12/31	Car.	W	1/0	3	3	0	0.0	0.0	0	0	-	0	0	0	0	0
Totals			12/0	15	7	8	0.0	0.0	0	0	-	0	0	0	0	0

*w/Den.

AHTYBA RUBIN GAME-BY-GAME

2016, SEATTLE (10-5-1)

Date	Opp.	W/L	GP/GS	TACKLES					INTERCEPTIONS					FUMBLES		
				Total	Solo	Asst.	Sacks	Yds.	No.	Yds.	Lg.	TD	PD	FF	FR	Yds.
9/11	Mia.	W	1/1	0	0	0	0.0	0.0	0	0	-	0	0	1	0	0
9/18	at LAR	L	1/1	2	2	0	0.0	0.0	0	0	-	0	0	0	0	0
9/25	SF	W	1/1	5	1	4	0.0	0.0	0	0	-	0	0	0	0	0
10/2	at NYJ	W	1/1	2	0	2	0.0	0.0	0	0	-	0	0	0	0	0
10/16	Atl.	W	1/1	1	0	1	0.0	0.0	0	0	-	0	0	0	0	0
10/23	at Ari.	T	1/1	6	6	0	0.0	0.0	0	0	-	0	0	0	0	0
10/30	at NO	L	1/1	5	3	2	0.0	0.0	0	0	-	0	0	0	0	0
11/7	Buf.	W	1/1	1	1	0	0.0	0.0	0	0	-	0	0	0	0	0
11/13	at NE	W	1/1	1	0	1	0.0	0.0	0	0	-	0	1	0	0	0
11/20	Phi.	W	1/1	0	0	0	0.0	0.0	0	0	-	0	0	0	0	0
11/27	at TB	L	1/1	2	1	1	0.0	0.0	0	0	-	0	0	1	0	0
12/4	Car.	W	1/1	1	1	0	0.0	0.0	0	0	-	0	0	0	0	0
12/11	at GB	L	1/1	2	2	0	1.0	9.0	0	0	-	0	0	0	0	0
12/15	LAR	W	1/1	4	2	2	0.0	0.0	0	0	-	0	0	0	0	0
12/24	Ari.	L	1/1	2	1	1	0.0	0.0	0	0	-	0	0	0	0	0
1/1/17at SF	W	1/1	4	4	0	0.0	0.0	0.0	0	0	-	0	0	1	0	0
Totals			16/16	38	24	14	1.0	9.0	0	0	-	0	1	3	0	0
POSTSEASON																
1/7/17Det.	W	1/1	1	0	1	0.0	0.0	0.0	0	0	-	0	0	0	0	0
1/14/17at Ari.	L	1/1	3	2	1	1.0	5.0	0.0	0	0	-	0	0	0	0	0
Totals			2/2	4	2	2	1.0	5.0	0	0	-	0	0	0	0	0

2015, SEATTLE (10-6)

Date	Opp.	W/L	GP/GS	TACKLES					INTERCEPTIONS					FUMBLES		
				Total	Solo	Asst.	Sacks	Yds.	No.	Yds.	Lg.	TD	PD	FF	FR	Yds.
9/13	at StL.	L	1/1	3	2	1	0.0	0.0	0	0	-	0	0	0	0	0
9/20	at GB	L	1/1	4	3	1	0.0	0.0	0	0	-	0	0	0	0	0
9/27	Chi.	W	1/1	3	1	2	0.0	0.0	0	0	-	0	0	0	0	0
10/5	Det.	W	1/1	1	0	1	0.0	0.0	0	0	-	0	0	0	0	0
10/11	at Cin.	L	1/1	4	3	1	1.0	3.0	0	0	-	0	0	0	0	0
10/18	Car.	L	1/1	2	0	2	0.0	0.0	0	0	-	0	0	0	0	0
10/22	at SF	W	1/1	0	0	0	0.0	0.0	0	0	-	0	0	0	0	0
11/1	at Dal.	W	1/1	4	2	2	0.0	0.0	0	0	-	0	0	0	0	0
11/15	Ari.	L	1/1	3	3	0	1.0	6.0	0	0	-	0	0	0	0	0
11/22	SF	W	1/1	1	0	1	0.0	0.0	0	0	-	0	0	0	0	0
11/29	Pit.	W	1/1	1	0	1	0.0	0.0	1	2	2	0	1	0	0	0
12/6	at Min.	W	1/1	1	1	0	0.0	0.0	0	0	-	0	0	0	0	0
12/13	at Bal.	W	1/1	2	0	2	0.0	0.0	0	0	-	0	0	0	0	0
12/20	Cle.	W	1/1	1	1	0	0.0	0.0	0	0	-	0	0	0	0	0
12/27	StL.	L	1/1	4	2	2	0.0	0.0	0	0	-	0	0	0	0	0
1/3/16at Ari.	W	1/1	2	2	0	0.0	0.0	0.0	0	0	-	0	0	0	0	0
Totals			16/16	36	20	16	2.0	9.0	1	2	2	0	1	0	0	0
POSTSEASON																
1/10/16at Min.	W	1/1	7	4	3	1.0	9.0	0.0	0	0	-	0	0	0	1	0
1/17/16at Car.	L	1/1	3	1	2	0.0	0.0	0.0	0	0	-	0	0	0	0	0
Totals			2/2	10	5	5	1.0	9.0	0	0	-	0	0	0	1	0

AHTYBA RUBIN GAME-BY-GAME

2014, CLEVELAND (7-9)

Date	Opp.	W/L	GP/GS	TACKLES					INTERCEPTIONS					FUMBLES		
				Total	Solo	Asst.	Sacks	Yds.	No.	Yds.	Lg.	TD	PD	FF	FR	Yds.
9/7	at Pit.	L	1/1	2	1	1	0.0	0.0	0	0	-	0	0	0	0	0
9/14	NO	W	1/0	4	2	2	0.0	0.0	0	0	-	0	0	0	0	0
9/21	Bal.	L	1/1	4	2	2	0.0	0.0	0	0	-	0	0	0	0	0
10/5	at Ten.	W	1/1	3	2	1	0.0	0.0	0	0	-	0	0	0	0	0
10/12	Pit.	W		(INACTIVE - ANKLE)												
10/19	at Jac.	L		(INACTIVE - ANKLE)												
10/26	Oak.	W	1/1	1	1	0	0.0	0.0	0	0	-	0	1	0	0	0
11/2	TB	W	1/1	2	0	2	0.0	0.0	0	0	-	0	0	0	0	0
11/6	at Cin.	W	1/1	0	0	0	0.0	0.0	0	0	-	0	0	0	0	0
11/16	Hou.	L	1/0	1	0	1	0.0	0.0	0	0	-	0	0	0	0	0
11/23	at Atl.	W	1/1	4	2	2	1.0	6.0	0	0	-	0	0	0	0	0
11/30	at Buf.	L	1/1	3	1	2	0.0	0.0	0	0	-	0	0	0	0	0
12/7	Ind.	L	1/1	1	0	1	0.0	0.0	0	0	-	0	0	0	0	0
12/14	Cin.	L	1/1	2	2	0	0.0	0.0	0	0	-	0	0	0	0	0
12/21	at Car.	L	1/1	1	1	0	0.0	0.0	0	0	-	0	0	0	0	0
12/28	at Bal.	L		(INACTIVE - ANKLE)												
Totals			13/11	28	14	14	1.0	6.0	0	0	-	0	1	0	0	0

2013, CLEVELAND (4-12)

Date	Opp.	W/L	GP/GS	TACKLES					INTERCEPTIONS					FUMBLES		
				Total	Solo	Asst.	Sacks	Yds.	No.	Yds.	Lg.	TD	PD	FF	FR	Yds.
9/8	Mia.	L		(INACTIVE - CALF)												
9/15	at Bal.	L		(INACTIVE - CALF)												
9/22	at Min.	W	1/1	4	3	1	0.0	0.0	0	0	-	0	0	0	0	0
9/29	Cin.	W	1/1	5	4	1	0.0	0.0	0	0	-	0	0	0	0	0
10/3	Buf.	W	1/1	10	6	4	1.0	9.0	0	0	-	0	0	0	0	0
10/13	Det.	L	1/1	10	5	5	0.0	0.0	0	0	-	0	0	0	0	0
10/20	at GB	L	1/1	5	4	1	0.0	0.0	0	0	-	0	0	0	0	0
10/27	at KC	L	1/1	3	2	1	0.0	0.0	0	0	-	0	0	0	0	0
11/3	Bal.	W	1/1	3	2	1	0.0	0.0	0	0	-	0	0	0	0	0
11/17	at Cin.	L	1/1	8	5	3	0.0	0.0	0	0	-	0	0	0	0	0
11/24	Pit.	L	1/1	9	3	6	0.0	0.0	0	0	-	0	0	0	0	0
12/1	Jac.	L	1/1	5	2	3	1.0	0.0	0	0	-	0	0	0	0	0
12/8	at NE	L	1/1	6	3	3	0.0	0.0	0	0	-	0	0	0	0	0
12/15	Chi.	L	1/1	3	1	2	0.0	0.0	0	0	-	0	0	0	0	0
12/22	at NYJ	L	1/1	8	5	3	0.0	0.0	0	0	-	0	0	0	0	0
12/29	at Pit.	L	1/1	1	0	1	0.0	0.0	0	0	-	0	0	0	0	0
Totals			14/14	80	45	35	2.0	9.0	0	0	-	0	0	0	0	0

2012, CLEVELAND (5-11)

Date	Opp.	W/L	GP/GS	TACKLES					INTERCEPTIONS					FUMBLES		
				Total	Solo	Asst.	Sacks	Yds.	No.	Yds.	Lg.	TD	PD	FF	FR	Yds.
9/9	Phi.	L	1/1	4	3	1	0.0	0.0	0	0	-	0	1	1	0	0
9/16	at Cin.	L	1/1	2	1	1	0.0	0.0	0	0	-	0	0	0	0	0
9/23	Buf.	L	1/1	3	2	1	0.0	0.0	0	0	-	0	1	0	0	0
9/27	at Bal.	L	1/1	6	6	0	1.0	4.0	0	0	-	0	0	0	0	0
10/7	at NYG	L	1/1	5	2	3	0.0	0.0	0	0	-	0	0	0	0	0
10/14	Cin.	W		(INACTIVE - CALF)												
10/21	at Ind.	L	1/1	1	0	1	0.0	0.0	0	0	-	0	0	0	0	0
10/28	SD	W		(INACTIVE - CALF)												
11/4	Bal.	L		(INACTIVE - CALF)												
11/18	at Dal.	L	1/1	6	5	1	1.0	9.0	0	0	-	0	0	0	0	0
11/25	Pit.	W	1/1	2	2	0	0.0	0.0	0	0	-	0	0	1	0	0
12/2	at Oak.	W	1/1	3	1	2	0.0	0.0	0	0	-	0	0	0	0	0
12/9	KC	W	1/1	2	1	1	0.0	0.0	0	0	-	0	0	0	0	0
12/16	Was.	L	1/1	1	0	1	0.0	0.0	0	0	-	0	0	0	0	0
12/23	at Den.	L	1/1	3	2	1	0.0	0.0	0	0	-	0	0	0	0	0
12/30	at Pit.	L	1/1	6	5	1	0.0	0.0	0	0	-	0	0	0	0	0
Totals			13/13	44	30	14	2.0	13.0	0	0	-	0	2	2	0	0

AHTYBA RUBIN GAME-BY-GAME

2011, CLEVELAND (4-12)

Date	Opp.	W/L	GP/GS	TACKLES					INTERCEPTIONS					FUMBLES		
				Total	Solo	Asst.	Sacks	Yds.	No.	Yds.	Lg.	TD	PD	FF	FR	Yds.
9/11	Cin.	L	1/1	3	1	2	0.0	0.0	0	0	-	0	0	0	0	0
9/18	at Ind.	W	1/1	4	3	1	1.0	7.0	0	0	-	0	0	0	0	0
9/25	Mia.	W	1/1	9	8	1	1.5	6.0	0	0	-	0	0	0	0	0
10/2	Ten.	L	1/1	2	0	2	0.0	0.0	0	0	-	0	0	0	0	0
10/16	at Oak.	L	1/1	4	4	0	0.0	0.0	0	0	-	0	0	0	0	0
10/23	Sea.	W	1/1	5	3	2	0.5	4.5	0	0	-	0	0	0	0	0
10/30	at SF	L	1/1	8	8	0	0.0	0.0	0	0	-	0	0	0	0	0
11/6	at Hou.	L	1/1	4	3	1	0.0	0.0	0	0	-	0	0	0	0	0
11/13	StL.	L	1/1	5	3	2	0.0	0.0	0	0	-	0	0	0	0	0
11/20	Jac.	W	1/1	3	0	3	0.0	0.0	0	0	-	0	0	0	0	0
11/27	at Cin.	L	1/1	6	4	2	0.0	0.0	0	0	-	0	0	0	0	0
12/4	Bal.	L	1/1	6	3	3	0.0	0.0	0	0	-	0	0	0	0	0
12/8	at Pit.	L	1/1	4	1	3	0.0	0.0	0	0	-	0	0	0	0	0
12/18	at Ari.	L	1/1	4	3	1	0.0	0.0	0	0	-	0	0	0	0	0
12/24	at Bal.	L	1/1	7	5	2	1.0	10.0	0	0	-	0	0	0	0	0
1/1/12	Pit.	L	1/1	9	7	2	1.0	9.0	0	0	-	0	0	0	0	0
Totals			16/16	83	56	27	5.0	36.5	0	0	-	0	0	0	0	0

2010, CLEVELAND (5-11)

Date	Opp.	W/L	GP/GS	TACKLES					INTERCEPTIONS					FUMBLES		
				Total	Solo	Asst.	Sacks	Yds.	No.	Yds.	Lg.	TD	PD	FF	FR	Yds.
9/12	at TB	L	1/1	2	2	0	0.0	0.0	0	0	-	0	1	0	0	0
9/19	KC	L	1/1	6	4	2	0.0	0.0	1	1	1	0	1	0	0	0
9/26	at Bal.	L	1/1	4	3	1	0.0	0.0	0	0	-	0	0	0	0	0
10/3	Cin.	W	1/1	1	1	0	0.0	0.0	0	0	-	0	0	0	0	0
10/10	Atl.	L	1/1	6	5	1	0.0	0.0	0	0	-	0	0	0	0	0
10/17	at Pit.	L	1/1	8	4	4	0.0	0.0	0	0	-	0	0	0	0	0
10/24	at NO	W	1/1	6	5	1	0.0	0.0	0	0	-	0	0	0	0	0
11/7	NE	W	1/1	4	3	1	1.0	9.0	0	0	-	0	0	0	0	0
11/14	NYJ	L	1/1	9	5	4	0.0	0.0	0	0	-	0	0	0	0	0
11/21	at Jac.	L	1/1	5	5	0	1.0	8.0	0	0	-	0	0	0	0	0
11/28	Car.	W	1/1	2	2	0	0.0	0.0	0	0	-	0	0	0	0	0
12/5	at Mia.	W	1/1	2	2	0	0.0	0.0	0	0	-	0	0	0	0	0
12/12	at Buf.	L	1/1	9	5	4	0.0	0.0	0	0	-	0	0	0	0	0
12/19	at Cin.	L	1/1	10	5	5	0.0	0.0	0	0	-	0	0	0	0	0
12/26	Bal.	L	1/1	5	3	2	0.0	0.0	0	0	-	0	0	0	0	0
1/2/11	Pit.	L	1/1	3	3	0	0.0	0.0	0	0	-	0	0	0	0	0
Totals			16/16	82	57	25	2.0	17.0	1	1	1	0	2	0	0	0

2009, CLEVELAND (5-11)

Date	Opp.	W/L	GP/GS	TACKLES					INTERCEPTIONS					FUMBLES		
				Total	Solo	Asst.	Sacks	Yds.	No.	Yds.	Lg.	TD	PD	FF	FR	Yds.
9/13	Min.	L	1/0	1	1	0	0.0	0.0	0	0	-	0	0	0	0	0
9/20	at Den.	L	1/0	4	2	2	0.0	0.0	0	0	-	0	0	0	0	0
9/27	at Bal.	L	1/0	1	1	0	0.0	0.0	0	0	-	0	0	1	0	0
10/4	Cin.	L	1/0	0	0	0	0.0	0.0	0	0	-	0	0	0	0	0
10/11	at Buf.	W	1/0	5	1	4	0.0	0.0	0	0	-	0	0	0	0	0
10/18	at Pit.	L	1/0	4	1	3	0.0	0.0	0	0	-	0	0	0	0	0
10/25	GB	L	1/0	2	1	1	0.0	0.0	0	0	-	0	0	0	0	0
11/1	at Chi.	L	1/0	2	2	0	0.0	0.0	0	0	-	0	0	0	0	0
11/16	Bal.	L	1/0	2	2	0	0.0	0.0	0	0	-	0	0	0	0	0
11/22	at Det.	L	1/0	1	0	1	0.0	0.0	0	0	-	0	0	0	0	0
11/29	at Cin.	L	1/0	2	1	1	0.0	0.0	0	0	-	0	0	0	0	0
12/6	SD	L	1/1	3	2	1	0.0	0.0	0	0	-	0	0	0	0	0
12/10	Pit.	W	1/1	1	1	0	0.0	0.0	0	0	-	0	0	0	0	0
12/20	at KC	W	1/1	2	2	0	0.0	0.0	0	0	-	0	0	0	0	0
12/27	Oak.	W	1/1	3	3	0	0.0	0.0	0	0	-	0	0	0	0	0
1/3/10	Jac.	W	1/1	5	3	2	0.0	0.0	0	0	-	0	0	0	0	0
Totals			16/5	38	23	15	0.0	0.0	0	0	-	0	0	1	0	0

AHTYBA RUBIN GAME-BY-GAME

2008, CLEVELAND (4-12)

Date	Opp.	W/L	GP/GS	TACKLES					INTERCEPTIONS					FUMBLES		
				Total	Solo	Asst.	Sacks	Yds.	No.	Yds.	Lg.	TD	PD	FF	FR	Yds.
9/7	Dal.	L														
9/14	Pit.	L														
9/21	at Bal.	L	1/0	2	1	1	0.0	0.0	0	0	-	0	0	0	0	0
9/28	at Cin.	W	1/0	0	0	0	0.0	0.0	0	0	-	0	0	0	0	0
10/13	NYG	W	1/0	0	0	0	0.0	0.0	0	0	-	0	0	0	0	0
10/19	at Was.	L	1/0	1	0	1	0.0	0.0	0	0	-	0	0	0	0	0
10/26	at Jac.	W	1/0	1	1	0	0.0	0.0	0	0	-	0	0	0	0	0
11/2	Bal.	L														
11/6	Den.	L	1/0	2	1	1	0.0	0.0	0	0	-	0	0	0	0	0
11/17	at Buf.	W	1/0	3	2	1	0.0	0.0	0	0	-	0	0	0	1	0
11/23	Hou.	L	1/0	0	0	0	0.0	0.0	0	0	-	0	0	0	0	0
11/30	Ind.	L														
12/7	at Ten.	L	1/0	2	2	0	0.0	0.0	0	0	-	0	0	0	0	0
12/15	at Phi.	L	1/0	2	0	2	0.0	0.0	0	0	-	0	0	0	0	0
12/21	Cin.	L	1/0	7	4	2	0.0	0.0	0	0	-	0	0	0	0	0
12/28	at Pit.	L	1/0	1	0	1	0.0	0.0	0	0	-	0	0	0	0	0
Totals			12/0	21	11	9	0.0	0.0	0	0	-	0	0	0	1	0



FROSTEE RUCKER

98

DEFENSIVE TACKLE
6-3 | 261
USC
NFL EXP.: 13
RAIDERS EXP.: 1

ACQUIRED: FA-'18
HOMETOWN:
TUSTIN, CALIF.
BORN: 09/14/83



TRANSACTIONS: Selected by Cincinnati Bengals in the third round (91st overall) of the 2006 NFL Draft, April 30, 2006...Released by Bengals as a restricted free agent, March 31, 2010...Signed by Cleveland Browns as an unrestricted free agent, March 14, 2012...Released by Browns, February 5, 2012...Signed by Arizona Cardinals as a free agent, March 21, 2013...Re-signed by Cardinals as an unrestricted free agent, March 11, 2014...Re-signed by Cardinals as an unrestricted free agent, March 17, 2017...Signed by Oakland Raiders as a free agent, June 12, 2018.

CAREER: Experienced defensive lineman joins the Raiders for his first season with the Silver and Black after having stints with the Cincinnati Bengals, Cleveland Browns and Arizona Cardinals over his first 12 seasons...Career totals include 142 games played with 73 starts, 265 tackles (179 solo), 21.5 sacks, one INT, 10 passes defended, eight forced fumbles and three fumble recoveries...In 2017, started all 16 games for the second time in his career and tallied 36 tackles (25) and 1.5 sacks...From 2011-15, recorded at least three sacks in four-of-five seasons...Set a career high in 2014 by recording five sacks in 15 appearances...Missed his rookie season in 2006 due to a shoulder injury suffered in preseason...Postseason totals include five games played with four starts while tallying 12 tackles (five).

AT A GLANCE

- Joins the Raiders after spending his first 12 seasons with the Cincinnati Bengals (2006-11), Cleveland Browns (2012) and Arizona Cardinals (2013-17).
- Career totals include 142 games played with 73 starts, 265 tackles (179 solo), 21.5 sacks, one INT, 10 passes defended, eight forced fumbles and three fumble recoveries.
- Was named a defensive captain in 2017 and started all 16 contests for the second time in his career, registering 36 stops (25), 1.5 sacks and two passes defended.
- Recorded a career-high five sacks in 2014 while also tying a career high with two forced fumbles.

2017 (with Ari.): Named a defensive team captain and started all 16 games for the second time in his career...Totalled 36 tackles (25 solo), 1.5 sacks and two passes defended...Also earned the Cardinals' Salute to Service Award nomination for his work as an ambassador between the community and the military...Was also named the Media Good Guy Award winner by the local chapter of the PFWA...**(9/10) at Det.:** Recorded four stops in the season opener...**(10/11) vs. SF:** Posted four tackles (two) and a half-sack in the contest...**(10/8) at Phi.:** Totalled three tackles (two) and recorded one pass defended...**(10/22) at LAR:** Tallied four stops (three)...**(11/9) vs. Sea.:** Notched five stops (three) and recorded one sack in the contest...**(11/26) vs. Jac.:** Recorded five tackles (four) for the second time on the year...**(12/17) at Was.:** Notched four tackles including one for loss...**(12/31) at Sea.:** Notched three stops in the season finale on the road.

2016 (with Ari.): Played in 13 contests and made one start for the defense, registering 13 tackles (seven solo), one forced fumble and one pass defended...**(9/11) vs. NE:** Started in the season opener and registered three stops (one)...Also recorded a forced fumble on RB LeGarrette Blount that was recovered by the defense and led to a Cardinals TD on the ensuing possession...**(10/17) vs. NYJ:** Notched a pass defense while rotating in on the defensive line...**(10/30) at Car.:** Recorded two tackles in the contest...**(11/20) at Min.:** Collected a season-high four tackles (three)...**(11/27) at Atl.:** Posted three stops (two) on the defensive line.

2015 (with Ari.): Started in all 13 appearances in his third year with the club...Posted 28 tackles (20 solo) and added three sacks, on forced fumble and one fumble recovery...**(9/13) vs. NO:** Started in the season opener and recorded one tackle in the contest...**(9/20) at Chi.:** Posted two tackles (one) and recorded one forced fumble...**(9/27) vs. SF:** Notched his first sack of the season, good for a 7-yard loss, and also made three stops...**(10/26) vs. Bal.:** Posted two stops (one) and added his second sack on the year, good for an 11-yard loss...**(11/22) vs. Cin.:** Tied a career high with seven tackles (four) in the victory...**(12/20) at Phi.:** Notched one tackle and collected a fumble recovery...**(12/27) vs. GB:** Tallied two stops (one) and his third sack on the year and final sack on the year...**Postseason: (1/16/16) vs. GB:** Tallied one tackle including one for loss in the divisional round victory...**(1/24/16) at Car.:** Posted five tackles in the conference championship.

2014 (with Ari.): Appeared in 15 games and made seven starts in his second year with the Cardinals...Posted 24 tackles (20 solo), a career-high five sacks, tied a career high with two forced fumbles and also added one pass defended...**(9/8) vs. SD:** Started at defensive tackle in the season opener...**(10/5) at Den.:** Recorded his first sack on the year while rotating in on the defensive line...**(10/26) vs. Phi.:** Posted one tackle and one forced fumble as a reserve on defense...**(11/9) vs. STL:** Notched three tackles in the contest...**(11/16) vs. Det.:** Started on the defensive line and registered three tackles (one) and added one sack...**(12/7) vs. KC:** Started and had one of the most productive games of his career, tallying three tackles, a career-high two sacks and one pass defended...**(12/11) at StL:** Tied a season-high with four tackles in the contest and registered his second forced fumble on the year...**Postseason: (1/3/15) at Car.:** Notched four stops (three) including one for loss.

2013 (with Ari.): Appeared in all 16 contests for the third consecutive season, while also making one start in his first year with the Cardinals...Totalled 11 tackles (nine solo) and one sack...**(9/8) at StL:** Posted one tackle while rotating in on the defensive line in his Cardinals debut...**(9/29) at TB:** Recorded two tackles (one) in the contest...**(10/27) vs. Atl.:** Recorded one tackle and his first sack with the club, good for a 10-yard loss...**(11/24) vs. Ind.:** Tied a season high with two tackles (one) in his lone start of the campaign.

2012 (with Cle.): Started in all 16 contests for the first time in his career...Tallied 48 tackles (29 solo), four sacks, one forced fumble and one pass defended in his lone season with the Browns...**(9/9) vs. Phi.:** In his debut, started and recorded three stops (one)...**(9/16) at Cin.:** Tallied four stops (two) and his first sack as a Brown...**(9/23) vs. Buf.:** Recorded four tackles (two) for the second consecutive contest...**(10/21) at Ind.:** Collected three tackles (two), one sack and registered three quarterback hits...**(11/4) vs. Bal.:** Racked up six stops (four) in the contest...**(11/18) at Dal.:** Notched three tackles and one sack while also recording a forced fumble in the overtime matchup...**(12/2) at Oak.:** Made two tackles and one pass defended...**(12/9) vs. KC:** Recorded a career-high seven tackles (one) and also collected one sack on the afternoon...**(12/23) at Den.:** Totalled four tackles (two) on the day...**(12/30) at Pit.:** Started his 16th game for the first time in his career and totaled two stops in the season finale.

2011 (with Cin.): Played in all 16 contest for the first time in his career and made 11 starts in his final season as a Bengal...Tallied 44 tackles (32 solo) on the year, adding four sacks and two passes defended...**(9/11) at Cle.:** Totaled one stop while rotating in on the defensive line during his debut...**(9/18) at Den.:** Notched two stops (one) and a career-high two passes defended...**(9/25) vs. SF:** Tallied three stops and first sack of the campaign...**(10/9) at Jac.:** Posted three stops and one sack in the contest...**(10/16) vs. Ind.:** Collected two tackles (one) in his first start of the season...**(10/30) at Sea.:** Posted one tackle and one sack in his second consecutive start...**(11/13) vs. Pit.:** Recorded five tackles (three) and one sack...The sack was his third in the last five contests...**(11/20) at Bal.:** Racked up four tackles on the defensive line...**(11/27) vs. Cle.:** Posted four tackles (three) for the second consecutive game...**(12/4) at Pit.:** Notched five stops (four) including one for loss...**(12/11) vs. Hou.:** Collected four tackles (two)...**(1/1/12) vs. Bal.:** Tied a season high with five tackles (three) in the season finale...**Postseason: (1/7/12) at Hou.:** Started in the Wild Card matchup and recorded two tackles (one).

2010 (with Cin.): Appeared in the first nine contests, making three starts, and was forced to miss the final seven games due to a knee injury...Tallied 17 tackles, (eight solo), one sack and one pass defense...**(9/12) at NE:** Posted one stop in the season opener while rotating in on the defensive line...**(9/26) at Car.:** Notched two tackles and one sack in the contest, while also adding one pass defense...**(10/24) at Atl.:** In his first start of the campaign, recorded two tackles (one)...**(10/31) vs. Mia.:** Posted four stops (one) in his second consecutive start...**(11/8) vs. Pit.:** Collected a season-high five tackles (two) in his final start of the campaign.

2009 (with Cin.): Appeared in 12 contests and made one start on the year...Tallied 13 tackles (seven solo), one sack, one INT and two passes defended...**(10/4) at Cle.:** Made his season debut and posted one tackle while rotating in on the defensive line...**(10/25) vs. Chi.:** Recorded two tackles and one sack in the victory...**(11/15) at Pit.:** Recorded his first career INT and returned it 26 yards...**(11/22) at Oak.:** Collected one tackle and registered a pass defense for the second consecutive contest...**(11/29) vs. Cle.:** Posted two tackles (one)...**(1/3/10) at NYJ:** Notched two tackles (one) in the season finale where he also earned his first start of the year...**Postseason: (1/9/10) vs. NYJ.:** Rotated in on defense during the Wild Card contest.

2008 (with Cin.): Started 4-of-11 games in which he appeared in before a hamstring injury placed in on the Reserve/Injured List for the final five matchups...Totalled 23 tackles (15 solo), one sack, two forced fumbles, one fumble recovery and one pass defended...**(9/7) at Bal.:** In his season debut, started and tallied a season-high six tackles (four) and added on forced fumble...**(9/14) vs. Ten.:** Collected five tackles (three) in his second consecutive start...**(10/5) at Dal.:** Tallied two stops and added one forced fumble...**(10/12) at NYJ:** Posted two stops and collected his first career sack, good for a 7-yard loss...**(10/19) vs. Pit.:** Recorded one pass defense...**(11/16) vs. Phi.:** Registered three tackles (two) and one fumble recovery while starting on the defensive line.

2007 (with Cin.): Appeared in five contests and totaled eight tackles (seven solo)...Also added his first career forced fumble and fumble recovery...**(10/1) vs. NE:** Posted one tackle in his career debut...**(10/14) at KC:** Registered his first career fumble recovery...**(11/11) at Bal.:** Notched three stops and his first career forced fumble...**(12/30) at Mia.:** Collected a season-high four stops in the season finale.

2006 (with Cin.): Suffered a shoulder injury during the preseason opener and was inactive for the first three contest of the season before being placed on the Reserve/Injured List for the remainder of his rookie season.

COLLEGE: Was a three-year letterman at USC who appeared in 39 games and made 30 starts, recording 11 tackles, four forced fumbles, four fumble recoveries and two INTs...Helped the club collect back-to-back National Championships from 2003-04...As a senior in 2005, was named first-team All-Pac 10 and was voted the co-winner of USC's Most Inspirational Player Award...Helped lead the Trojans to a 12-1 record, posting a career-high 56 tackles, adding 6.5 sacks and a team-high 14 tackles for loss...In 2004, started in 12-of-13 contests and posted 29 tackles, including 7.5 for loss and 2.5 sacks...In his first season with USC in 2003, appeared in all 13 contests and made five starts at defensive end...Before transferring to USC, began his collegiate career redshirting at Colorado State in 2001...Majored in sociology.

PERSONAL: Attended Tustin (Calif.) High School...Played both running back and linebacker...As a senior in 2000, was named to the All-CIF Division VI first-team as a running back, Orange County Register All-Orange County second-team and All-Golden West League MVP at linebacker...Attended Santa Ana (Calif.) High School in 1999.

SINGLE-GAME HIGHS: TACKLES: Total – 7, two times; last: 11/12/15 vs. Cin. LAR. Solo – 5, 11/26/17 vs. Jac. Sacks – 2, 12/7/14 vs. KC. Forced fumbles – 1, eight times; last: 9/11/16 vs. NE. Fumble recoveries – 1, three times; last: 12/20/15 at Phi. Interceptions – 2, 11/15/09 at Pit. Passes defended – 2, 9/18/11 at Den.

FROSTEE RUCKER'S CAREER STATISTICS

Year	Team	GP	GS	TACKLES					Yds.	INTERCEPTIONS					FUMBLES		
				Total	Solo	Asst.	Sacks			No.	Yds.	Lg.	TD	PD	FF	FR	Yds.
2007	Cincinnati	5	0	8	7	1	0.0	0.0	0	0	0	-	0	0	1	1	0
2008	Cincinnati	11	4	23	15	8	1.0	7.0	0	0	0	-	0	1	2	1	0
2009	Cincinnati	12	1	13	7	6	1.0	10.0	1	26	26	0	2	0	0	0	0
2010	Cincinnati	9	3	17	8	9	1.0	8.0	0	0	0	-	0	1	0	0	0
2011	Cincinnati	16	11	44	32	12	4.0	24.0	0	0	0	-	0	2	0	0	0
2012	Cleveland	16	16	48	29	19	4.0	22.0	0	0	0	-	0	1	1	0	0
2013	Arizona	16	1	11	9	2	1.0	10.0	0	0	0	-	0	0	0	0	0
2014	Arizona	15	7	24	20	4	5.0	29.0	0	0	0	-	0	1	2	0	0
2015	Arizona	13	13	28	20	8	3.0	26.0	0	0	0	-	0	0	1	1	0
2016	Arizona	13	1	13	7	6	0.0	0.0	0	0	0	-	0	1	1	0	0
2017	Arizona	16	16	36	25	11	1.5	5.0	0	0	0	-	0	1	0	0	0
Totals		142	73	265	179	86	21.5	141.0	1	26	26	0	10	8	3	0	0
POSTSEASON																	
2009	Cincinnati	1	0	0	0	0	0.0	0.0	0	0	0	-	0	0	0	0	0
2011	Cincinnati	1	1	2	1	1	0.0	0.0	0	0	0	-	0	0	0	0	0
2014	Arizona	1	1	4	3	1	0.0	0.0	0	0	0	-	0	0	0	0	0
2015	Arizona	2	2	6	1	5	0.0	0.0	0	0	0	-	0	0	0	0	0
Totals		5	4	12	5	7	0.0	0.0	0	0	0	-	0	0	0	0	0

FROSTEE RUCKER GAME-BY-GAME

2017, ARIZONA (8-8)

Date	Opp.	W/L	GP/GS	TACKLES					INTERCEPTIONS					FUMBLES		
				Total	Solo	Asst.	Sacks	Yds.	No.	Yds.	Lg.	TD	PD	FF	FR	Yds.
9/10	at Det.	L	1/1	4	4	0	0.0	0.0	0	0	-	0	0	0	0	0
9/17	at Ind.	W	1/1	1	0	1	0.0	0.0	0	0	-	0	0	0	0	0
9/25	Dal.	L	1/1	0	0	0	0.0	0.0	0	0	-	0	0	0	0	0
10/1	SF	W	1/1	4	2	2	0.5	5.0	0	0	-	0	0	0	0	0
10/8	at Phi.	L	1/1	3	2	1	0.0	0.0	0	0	-	0	1	0	0	0
10/15	TB	W	1/1	1	0	1	0.0	0.0	0	0	-	0	0	0	0	0
10/22	at LAR	L	1/1	4	3	1	0.0	0.0	0	0	-	0	0	0	0	0
11/5	at SF	W	1/1	0	0	0	0.0	0.0	0	0	-	0	0	0	0	0
11/9	Sea.	L	1/1	5	3	2	1.0	0.0	0	0	-	0	0	0	0	0
11/19	at Hou.	L	1/1	0	0	0	0.0	0.0	0	0	-	0	0	0	0	0
11/26	Jac.	W	1/1	5	4	1	0.0	0.0	0	0	-	0	0	0	0	0
12/3	LAR	L	1/1	1	0	1	0.0	0.0	0	0	-	0	0	0	0	0
12/10	Ten.	W	1/1	0	0	0	0.0	0.0	0	0	-	0	0	0	0	0
12/17	at Was.	L	1/1	4	3	1	0.0	0.0	0	0	-	0	0	0	0	0
12/24	NYG	W	1/1	1	1	0	0.0	0.0	0	0	-	0	0	0	0	0
12/31	at Sea.	W	1/1	3	3	0	0.0	0.0	0	0	-	0	0	0	0	0
Totals			16/16	36	25	11	1.5	5.0	0	0	-	0	1	0	0	0

2016, ARIZONA (7-8-1)

Date	Opp.	W/L	GP/GS	TACKLES					INTERCEPTIONS					FUMBLES		
				Total	Solo	Asst.	Sacks	Yds.	No.	Yds.	Lg.	TD	PD	FF	FR	Yds.
9/11	NE	L	1/1	3	1	2	0.0	0.0	0	0	-	0	0	1	0	0
9/18	TB	W		(INACTIVE - KNEE)												
9/25	at Buf.	L		(INACTIVE - KNEE)												
10/2	StL.	L		(INACTIVE - KNEE)												
10/6	at SF	W	1/0	0	0	0	0.0	0.0	0	0	-	0	0	0	0	0
10/17	NYJ	W	1/0	0	0	0	0.0	0.0	0	0	-	0	1	0	0	0
10/23	Sea.	T	1/0	0	0	0	0.0	0.0	0	0	-	0	0	0	0	0
10/30	at Car.	L	1/0	2	0	2	0.0	0.0	0	0	-	0	0	0	0	0
11/13	SF	W	1/0	0	0	0	0.0	0.0	0	0	-	0	0	0	0	0
11/20	at Min.	L	1/0	4	3	1	0.0	0.0	0	0	-	0	0	0	0	0
11/27	at Atl.	L	1/0	3	2	1	0.0	0.0	0	0	-	0	0	0	0	0
12/4	Was.	W	1/0	1	1	0	0.0	0.0	0	0	-	0	0	0	0	0
12/11	at Mia.	L	1/0	0	0	0	0.0	0.0	0	0	-	0	0	0	0	0
12/18	NO	L	1/0	0	0	0	0.0	0.0	0	0	-	0	0	0	0	0
12/24	at Sea.	W	1/0	0	0	0	0.0	0.0	0	0	-	0	0	0	0	0
1/1/17	at StL.	W	1/0	0	0	0	0.0	0.0	0	0	-	0	0	0	0	0
Totals			13/1	13	7	6	0.0	0.0	0	0	-	0	1	1	0	0

2015, ARIZONA (13-3)

Date	Opp.	W/L	GP/GS	TACKLES					INTERCEPTIONS					FUMBLES		
				Total	Solo	Asst.	Sacks	Yds.	No.	Yds.	Lg.	TD	PD	FF	FR	Yds.
9/13	NO	W	1/1	1	1	0	0.0	0.0	0	0	-	0	0	0	0	0
9/20	at Chi.	W	1/1	2	1	1	0.0	0.0	0	0	-	0	0	1	0	0
9/27	SF	W	1/1	3	3	0	1.0	7.0	0	0	-	0	0	0	0	0
10/4	StL.	L	1/1	3	2	1	0.0	0.0	0	0	-	0	0	0	0	0
10/11	at Det.	W	1/1	0	0	0	0.0	0.0	0	0	-	0	0	0	0	0
10/18	at Pit.	L	1/1	3	2	1	0.0	0.0	0	0	-	0	0	0	0	0
10/26	Bal.	W	1/1	2	1	1	1.0	11.0	0	0	-	0	0	0	0	0
11/1	at Cle.	W	1/1	2	2	0	0.0	0.0	0	0	-	0	0	0	0	0
11/15	at Sea.	W	1/1	2	1	1	0.0	0.0	0	0	-	0	0	0	0	0
11/22	Cin.	W	1/1	6	4	2	0.0	0.0	0	0	-	0	0	0	0	0
11/29	at SF	W		(INACTIVE - ANKLE)												
12/6	at StL.	W		(INACTIVE - ANKLE)												
12/10	Min.	W		(INACTIVE - ANKLE)												
12/20	at Phi.	W	1/1	1	1	0	0.0	0.0	0	0	-	0	0	0	1	0
12/27	GB	W	1/1	2	1	1	1.0	8.0	0	0	-	0	0	0	0	0
1/3/16	Sea.	L	1/1	1	1	0	0.0	0.0	0	0	-	0	0	0	0	0
Totals			13/13	28	20	8	3.0	26.0	0	0	-	0	1	1	0	0

POSTSEASON

1/16/16	GB	W	1/1	1	1	0	0.0	0.0	0	0	-	0	0	0	0	0
1/24/16	at Car.	L	1/1	5	5	0	0.0	0.0	0	0	-	0	0	0	0	0
Totals			2/2	6	6	0	0.0	0.0	0	0	-	0	0	0	0	0

FROSTEE RUCKER GAME-BY-GAME

2014, ARIZONA (11-5)

Date	Opp.	W/L	GP/GS	TACKLES					Yds.	INTERCEPTIONS					FUMBLES		
				Total	Solo	Asst.	Sacks			No.	Yds.	Lg.	TD	PD	FF	FR	Yds.
9/8	SD	W	1/1	0	0	0	0.0	0.0	0.0	0	0	-	0	0	0	0	0
(INACTIVE - CALF)																	
9/21	SF	W	1/0	0	0	0	0.0	0.0	0.0	0	0	-	0	0	0	0	0
10/5	at Den.	L	1/0	1	1	0	1.0	3.0	3.0	0	0	-	0	0	0	0	0
10/12	Was.	W	1/0	1	1	0	0.0	0.0	0.0	0	0	-	0	0	0	0	0
10/19	at Oak.	W	1/1	0	0	0	0.0	0.0	0.0	0	0	-	0	0	0	0	0
10/26	Phi.	W	1/0	1	1	0	0.0	0.0	0.0	0	0	-	0	0	1	0	0
11/2	at Dal.	W	1/1	1	1	0	0.0	0.0	0.0	0	0	-	0	0	0	0	0
11/9	StL.	W	1/0	3	3	0	0.0	0.0	0.0	0	0	-	0	0	0	0	0
11/16	Det.	W	1/1	3	1	2	1.0	5.0	5.0	0	0	-	0	0	0	0	0
11/23	at Sea.	L	1/0	4	2	2	0.0	0.0	0.0	0	0	-	0	0	0	0	0
11/30	at Atl.	L	1/0	2	2	0	0.0	0.0	0.0	0	0	-	0	0	0	0	0
12/7	KC	W	1/1	3	3	0	2.0	8.0	8.0	0	0	-	0	1	0	0	0
12/11	at StL.	W	1/1	4	4	0	1.0	13.0	13.0	0	0	-	0	0	1	0	0
12/21	Sea.	L	1/1	1	1	0	0.0	0.0	0.0	0	0	-	0	0	0	0	0
12/28	at SF	L	1/0	0	0	0	0.0	0.0	0.0	0	0	-	0	0	0	0	0
Totals			15/7	24	20	4	5.0	29.0		0	0	-	0	1	2	0	0
POSTSEASON																	
1/3/15	at Car.	L	1/1	4	3	1	0.0	0.0	0.0	0	0	-	0	0	0	0	0

2013, ARIZONA (10-6)

Date	Opp.	W/L	GP/GS	TACKLES					Yds.	INTERCEPTIONS					FUMBLES		
				Total	Solo	Asst.	Sacks			No.	Yds.	Lg.	TD	PD	FF	FR	Yds.
9/8	at StL.	L	1/0	1	1	0	0.0	0.0	0.0	0	0	-	0	0	0	0	0
9/15	Det.	W	1/0	0	0	0	0.0	0.0	0.0	0	0	-	0	0	0	0	0
9/22	at NO	L	1/0	0	0	0	0.0	0.0	0.0	0	0	-	0	0	0	0	0
9/29	at TB	W	1/0	2	1	1	0.0	0.0	0.0	0	0	-	0	0	0	0	0
10/6	Car.	W	1/0	0	0	0	0.0	0.0	0.0	0	0	-	0	0	0	0	0
10/13	at SF	L	1/0	1	1	0	0.0	0.0	0.0	0	0	-	0	0	0	0	0
10/17	Sea.	L	1/0	1	1	0	0.0	0.0	0.0	0	0	-	0	0	0	0	0
10/27	Atl.	W	1/0	1	1	0	1.0	10.0	10.0	0	0	-	0	0	0	0	0
11/10	Hou.	W	1/0	1	1	0	0.0	0.0	0.0	0	0	-	0	0	0	0	0
11/17	at Jac.	W	1/0	0	0	0	0.0	0.0	0.0	0	0	-	0	0	0	0	0
11/24	Ind.	W	1/1	2	1	1	0.0	0.0	0.0	0	0	-	0	0	0	0	0
12/1	at Phi.	L	1/0	0	0	0	0.0	0.0	0.0	0	0	-	0	0	0	0	0
12/8	StL.	W	1/0	0	0	0	0.0	0.0	0.0	0	0	-	0	0	0	0	0
12/15	at Ten.	W	1/0	1	1	0	0.0	0.0	0.0	0	0	-	0	0	0	0	0
12/22	at Sea.	W	1/0	1	1	0	0.0	0.0	0.0	0	0	-	0	0	0	0	0
12/29	SF	L	1/0	0	0	0	0.0	0.0	0.0	0	0	-	0	0	0	0	0
Totals			16/1	11	9	2	1.0	10.0		0	0	-	0	0	0	0	0

2012, CLEVELAND (5-11)

Date	Opp.	W/L	GP/GS	TACKLES					Yds.	INTERCEPTIONS					FUMBLES		
				Total	Solo	Asst.	Sacks			No.	Yds.	Lg.	TD	PD	FF	FR	Yds.
9/9	Phi.	L	1/1	3	1	2	0.0	0.0	0.0	0	0	-	0	0	0	0	0
9/16	at Cin.	L	1/1	4	2	2	1.0	10.0	10.0	0	0	-	0	0	0	0	0
9/23	Buf.	L	1/1	4	2	2	0.0	0.0	0.0	0	0	-	0	0	0	0	0
9/27	at Bal.	L	1/1	3	1	2	0.0	0.0	0.0	0	0	-	0	0	0	0	0
10/7	at NYG	L	1/1	1	1	0	0.0	0.0	0.0	0	0	-	0	0	0	0	0
10/14	Cin.	W	1/1	2	1	1	0.0	0.0	0.0	0	0	-	0	0	0	0	0
10/21	at Ind.	L	1/1	3	2	1	1.0	2.0	2.0	0	0	-	0	0	0	0	0
10/28	SD	W	1/1	0	0	0	0.0	0.0	0.0	0	0	-	0	0	0	0	0
11/4	Bal.	L	1/1	6	4	2	0.0	0.0	0.0	0	0	-	0	0	0	0	0
11/18	at Dal.	L	1/1	3	3	0	1.0	7.0	7.0	0	0	-	0	0	1	0	0
11/25	Pit.	W	1/1	3	2	1	0.0	0.0	0.0	0	0	-	0	0	0	0	0
12/2	at Oak.	W	1/1	2	2	0	0.0	0.0	0.0	0	0	-	0	1	0	0	0
12/9	KC	W	1/1	7	4	3	1.0	3.0	3.0	0	0	-	0	0	0	0	0
12/16	Was.	L	1/1	1	0	1	0.0	0.0	0.0	0	0	-	0	0	0	0	0
12/23	at Den.	L	1/1	4	2	2	0.0	0.0	0.0	0	0	-	0	0	0	0	0
12/30	at Pit.	L	1/1	2	2	0	0.0	0.0	0.0	0	0	-	0	0	0	0	0
Totals			16/16	48	29	19	4.0	22.0		0	0	-	0	1	1	0	0

FROSTEE RUCKER GAME-BY-GAME 2011, CINCINNATI (9-7)

Date	Opp.	W/L	GP/GS	TACKLES					INTERCEPTIONS					FUMBLES		
				Total	Solo	Asst.	Sacks	Yds.	No.	Yds.	Lg.	TD	PD	FF	FR	Yds.
9/11	at Cle.	W	1/1	1	1	0	0.0	0.0	0	0	-	0	0	0	0	0
9/18	at Den.	L	1/1	2	1	1	0.0	0.0	0	0	-	0	2	0	0	0
9/25	SF	L	1/1	3	3	0	1.0	4.0	0	0	-	0	0	0	0	0
10/2	Buf.	W	1/1	1	0	1	0.0	0.0	0	0	-	0	0	0	0	0
10/9	at Jac.	W	1/1	3	3	0	1.0	9.0	0	0	-	0	0	0	0	0
10/16	Ind.	W	1/1	2	1	1	0.0	0.0	0	0	-	0	0	0	0	0
10/30	at Sea.	W	1/1	1	1	0	1.0	10.0	0	0	-	0	0	0	0	0
11/6	at Ten.	W	1/1	2	2	0	0.0	0.0	0	0	-	0	0	0	0	0
11/13	Pit.	L	1/1	5	3	2	1.0	1.0	0	0	-	0	0	0	0	0
11/20	at Bal.	L	1/1	4	4	0	0.0	0.0	0	0	-	0	0	0	0	0
11/27	Cle.	W	1/1	4	3	1	0.0	0.0	0	0	-	0	0	0	0	0
12/4	at Pit.	L	1/1	5	4	1	0.0	0.0	0	0	-	0	0	0	0	0
12/11	Hou.	L	1/1	4	2	2	0.0	0.0	0	0	-	0	0	0	0	0
12/18	at StL.	W	1/1	1	1	0	0.0	0.0	0	0	-	0	0	0	0	0
12/24	Ari.	W	1/1	1	0	1	0.0	0.0	0	0	-	0	0	0	0	0
1/1/12	Bal.	L	1/1	5	3	2	0.0	0.0	0	0	-	0	0	0	0	0
Totals			16/11	44	32	12	4.0	24.0	0	0	-	0	2	0	0	0
POSTSEASON																
1/7/12	at Hou.	L	1/1	2	1	1	0.0	0.0	0	0	-	0	0	0	0	0

2010, CINCINNATI (4-12)

Date	Opp.	W/L	GP/GS	TACKLES					INTERCEPTIONS					FUMBLES		
				Total	Solo	Asst.	Sacks	Yds.	No.	Yds.	Lg.	TD	PD	FF	FR	Yds.
9/12	at NE	L	1/0	1	1	0	0.0	0.0	0	0	-	0	0	0	0	0
9/19	Bal.	W	1/0	0	0	0	0.0	0.0	0	0	-	0	0	0	0	0
9/26	at Car.	W	1/0	2	2	0	1.0	8.0	0	0	-	0	1	0	0	0
10/3	at Cle.	L	1/0	1	0	1	0.0	0.0	0	0	-	0	0	0	0	0
10/10	TB	L	1/0	1	0	1	0.0	0.0	0	0	-	0	0	0	0	0
10/24	at Atl.	L	1/1	2	1	1	0.0	0.0	0	0	-	0	0	0	0	0
10/31	Mia.	L	1/1	4	1	3	0.0	0.0	0	0	-	0	0	0	0	0
11/8	Pit.	L	1/1	5	2	3	0.0	0.0	0	0	-	0	0	0	0	0
11/14	at Ind.	L	1/0	1	1	0	0.0	0.0	0	0	-	0	0	0	0	0
11/21	Buf.	L		(INACTIVE - KNEE)												
11/25	at NYJ	L		(INACTIVE - KNEE)												
12/5	NO	L		(INACTIVE - KNEE)												
12/12	at Pit.	L		(INACTIVE - KNEE)												
12/19	Cle.	W		(INACTIVE - KNEE)												
12/26	SD	W		(INACTIVE - KNEE)												
1/1/12	at Bal.	L		(INACTIVE - KNEE)												
Totals			9/3	17	8	9	1.0	8.0	0	0	-	0	1	0	0	0

FROSTEE RUCKER GAME-BY-GAME

2009, CINCINNATI (10-6)

Date	Opp.	W/L	GP/GS	TACKLES					Yds.	INTERCEPTIONS					FUMBLES		
				Total	Solo	Asst.	Sacks			No.	Yds.	Lg.	TD	PD	FF	FR	Yds.
9/13	Den.	L				(INACTIVE)											
9/20	at GB	W				(INACTIVE)											
9/27	Pit.	W				(INACTIVE)											
10/4	at Cle.	W	1/0	1	1	0	0.0	0.0	0.0	0	0	-	0	0	0	0	0
10/11	at Bal.	W	1/0	1	0	1	0.0	0.0	0.0	0	0	-	0	0	0	0	0
10/18	Hou.	L				(INACTIVE)											
10/25	Chi.	W	1/0	2	2	0	1.0	10.0	10.0	0	0	-	0	0	0	0	0
11/8	Bal.	W	1/0	2	0	2	0.0	0.0	0.0	0	0	-	0	0	0	0	0
11/15	at Pit.	W	1/0	0	0	0	0.0	0.0	0.0	1	26	26	0	1	0	0	0
11/22	at Oak.	L	1/0	1	1	0	0.0	0.0	0.0	0	0	-	0	1	0	0	0
11/29	Cle.	W	1/0	2	1	1	0.0	0.0	0.0	0	0	-	0	0	0	0	0
12/6	Det.	W	1/0	0	0	0	0.0	0.0	0.0	0	0	-	0	0	0	0	0
12/13	at Min.	L	1/0	1	1	0	0.0	0.0	0.0	0	0	-	0	0	0	0	0
12/20	at SD	L	1/0	0	0	0	0.0	0.0	0.0	0	0	-	0	0	0	0	0
12/27	KC	W	1/0	1	0	1	0.0	0.0	0.0	0	0	-	0	0	0	0	0
1/3/10	at NYJ	L	1/1	2	1	1	0.0	0.0	0.0	0	0	-	0	0	0	0	0
Totals			12/1	13	7	6	1.0	10.0		1	26	26	0	2	0	0	0
POSTSEASON																	
1/9/10	NYJ	L	1/0	0	0	0	0.0	0.0	0.0	0	0	-	0	0	0	0	0

2008, CINCINNATI (4-11-1)

Date	Opp.	W/L	GP/GS	TACKLES					Yds.	INTERCEPTIONS					FUMBLES		
				Total	Solo	Asst.	Sacks			No.	Yds.	Lg.	TD	PD	FF	FR	Yds.
9/7	at Bal.	L	1/1	6	4	2	0.0	0.0	0.0	0	0	-	0	0	1	0	0
9/14	Ten.	L	1/1	5	3	2	0.0	0.0	0.0	0	0	-	0	0	0	0	0
9/21	at NYG	L	1/0	2	1	1	0.0	0.0	0.0	0	0	-	0	0	0	0	0
9/28	Cle.	L	1/0	1	1	0	0.0	0.0	0.0	0	0	-	0	0	0	0	0
10/5	at Dal.	L	1/0	2	2	0	0.0	0.0	0.0	0	0	-	0	0	1	0	0
10/12	at NYJ	L	1/0	2	2	0	1.0	7.0	7.0	0	0	-	0	0	0	0	0
10/19	Pit.	L	1/0	0	0	0	0.0	0.0	0.0	0	0	-	0	1	0	0	0
10/26	at Hou.	L	1/0	0	0	0	0.0	0.0	0.0	0	0	-	0	0	0	0	0
11/2	Jac.	W	1/0	1	0	1	0.0	0.0	0.0	0	0	-	0	0	0	0	0
11/16	Phi.	T	1/1	3	2	1	0.0	0.0	0.0	0	0	-	0	0	0	1	0
11/20	at Pit.	L	1/1	1	0	1	0.0	0.0	0.0	0	0	-	0	0	0	0	0
11/30	Bal.	L				(RESERVE/INJURED LIST - HAMSTRING)											
12/7	at Ind.	L				(RESERVE/INJURED LIST - HAMSTRING)											
12/14	Was.	W				(RESERVE/INJURED LIST - HAMSTRING)											
12/21	at Cle.	W				(RESERVE/INJURED LIST - HAMSTRING)											
12/28	KC	W				(RESERVE/INJURED LIST - HAMSTRING)											
Totals			11/4	23	15	8	1.0	7.0		0	0	-	0	1	2	1	0

2007, CINCINNATI (7-9)

Date	Opp.	W/L	GP/GS	TACKLES					Yds.	INTERCEPTIONS					FUMBLES		
				Total	Solo	Asst.	Sacks			No.	Yds.	Lg.	TD	PD	FF	FR	Yds.
9/10	Bal.	W				(INACTIVE)											
9/16	at Cle.	L				(INACTIVE)											
9/23	at Sea.	L				(INACTIVE)											
10/1	NE	L	1/0	1	0	1	0.0	0.0	0.0	0	0	-	0	0	0	0	0
10/14	at KC	L	1/0	0	0	0	0.0	0.0	0.0	0	0	-	0	0	0	1	0
10/21	NYJ	W				(INACTIVE)											
10/28	Pit.	L				(INACTIVE)											
11/4	at Buf.	L	1/0	0	0	0	0.0	0.0	0.0	0	0	-	0	0	0	0	0
11/11	at Bal.	W	1/0	3	3	0	0	0.0	0.0	0.0	0	0	-	0	0	1	0
11/18	Ari.	L				(INACTIVE)											
11/25	Ten.	W				(INACTIVE)											
12/2	at Pit.	L				(INACTIVE)											
12/9	StL.	W				(INACTIVE)											
12/15	at SF	L				(INACTIVE)											
12/23	Cle.	W				(INACTIVE)											
12/30	at Mia.	W	1/0	4	4	0	0.0	0.0	0.0	0	0	-	0	0	0	0	0
Totals			5/0	8	7	1	0.0	0.0		0	0	-	0	0	1	1	0



DAVID SHARPE

71

TACKLE
6-6 | 343
FLORIDA
NFL EXP.: 2
RAIDERS EXP.: 2

ACQUIRED: D4-'17
HOMETOWN:
JACKSONVILLE, FLA.
BORN: 10/21/95



TRANSACTIONS: Selected by Oakland Raiders in the fourth round (129th overall) of the 2017 NFL Draft, April 29, 2017.

2017: Played in five games with two starts in his rookie season with the Silver and Black...**(10/19) vs. KC:** Made his NFL debut, appearing exclusively on special teams...**(12/3) vs. NYG:** Saw limited action on offense in the win...**(12/10) at KC:** Appeared exclusively on special teams...**(12/25) at Phi.:** Started his first NFL game, filling in for T Donald Penn who suffered a season-ending injury in Week 15...Part of a line that surrendered just one sack, marking the ninth game of the season with one or less sacks allowed...Helped the offense surpass 100 yards on the ground for the ninth time with 137 yards...**(12/31) at LAC:** Started in his second career game at left tackle...Helped the offense run for 100-plus yards for the 10th time on the season with 105.

AT A GLANCE

- Played in five games with two starts in his rookie season with the Silver and Black.
- Played in 33 games with 26 starts during his three-year career at Florida.
- Helped the Gators averaged 215.8 passing yards per game in 2016, the highest in school history since 2009.
- Part of a unit that allowed just 17 sacks in 12 games, the fourth fewest in the SEC and tied for 18th fewest in the country in 2014.

COLLEGE: Played in 33 games with 26 starts during his three-year career at Florida...Helped the Gators to a three-year record of 26-13, which included two SEC Championship appearances...As a junior, started all 13 games at left tackle for the Gators in 2016...Was one of two Gators to start every game throughout the season...Part of a unit that ranked 10th in the SEC in total sacks allowed, having only surrendered 28...Helped Florida averaged 215.8 passing yards per game, the highest since 2009...Allowed one sack or fewer in five games, including two games without a sack...Allowed RB Jordan Scarlett to rush for 889 yards, the most by a Florida freshman or sophomore running back since 1995...As a sophomore in 2015, played in all 14 games with 13 starts at left tackle...Allowed UF to total at least 20 TD passes with fewer than 11 INTs for the first time since 2009...Helped RB Kelvin Taylor become the ninth Gator to rush for 1,000 yards in a season with 1,035 yards...Also helped Taylor record 13 TDs on the ground, the fifth most single-season total in UF history, and 259 carries, the second most in school history...Appeared in six games as a true freshman, working his way into the offensive line rotation...Saw action at left tackle in a reserve role...Part of a unit that allowed just 17 sacks in 12 games, the fourth fewest in the SEC and tied for 18th fewest in the country...Played in three of the five contests in which the Gators didn't allow a sack...Helped Florida rush for at least 100 yards in every game in 2014, averaging 187.7 yards per game.

PERSONAL: Attended Fletcher High School in Jacksonville, Fla. ...Was a 2014 U.S. Army All-American Bowl selection...Named to the MaxPreps All-American First Team...Also played basketball in high school...Participated in the Raiders annual Thanksgiving with the Offensive Line in 2017, an event in which Oakland's offensive line provides local families in need with all the food needed to make a complete Thanksgiving dinner.

ADDITIONAL STATISTICS: Miscellaneous tackles – 1 in 2017.

DAVID SHARPE'S GAMES PLAYED/STARTED

Year	Team	GP	GS
2017	Oakland	5	2
Totals		5	2



IAN SILBERMAN

67

OFFENSIVE LINEMAN
6-5 | 305
BOSTON COLLEGE
NFL EXP.: 2
RAIDERS EXP.: 1

ACQUIRED: FA-'17
HOMETOWN:
ORANGE PARK, FLA.
BORN: 10/10/92



TRANSACTIONS: Selected by San Francisco 49ers in the sixth round (190th overall) of the 2015 NFL Draft, May 2, 2015... Waived by 49ers, Aug. 28, 2016... Signed by New England Patriots to practice squad, Sept. 15, 2016... Practice squad contract terminated by Patriots, Sept. 28, 2016... Signed by Patriots to practice squad, Oct. 11, 2016... Practice squad contract terminated by Patriots, Oct. 18, 2016... Signed by Oakland Raiders to practice squad, Oct. 21, 2016... Signed by Raiders as reserve/future free agent, Jan. 9, 2017... Waived by Raiders, Sept. 2, 2017... Claimed via waivers by Indianapolis Colts, Sept. 3, 2017... Waived by Colts, Sept. 22, 2017... Signed by Colts to practice squad, Sept. 26, 2017... Practice squad contract terminated by Colts, Nov. 21, 2017... Signed by Cleveland Browns to practice squad, Dec. 13, 2017... Signed by Raiders to active roster, Dec. 22, 2017.

CAREER: Originally drafted by the 49ers in the sixth round of the 2015 NFL Draft... Played in one game as a rookie in 2015... Spent time on the Patriots' practice squad in 2016... Joined the Raiders prior to Week 8, spending the remainder of the season on their practice squad... Was with the Colts for most of 2017, spending time on and off the practice squad before re-joining the Raiders in December.

2017 (with Oak. and Ind.): Was with the Raiders for the offseason program and training camp... Waived by the team at the end of camp and signed with the Indianapolis Colts... Spent most of the season on the Colts' practice squad... Re-signed to the Raiders' active roster on Dec. 22.

2016 (with NE and Oak.): Spent time on the Patriots' practice squad before joining the Raiders on Oct. 21... Spent the remainder of the season on the Raiders' practice squad.

2015 (with SF): Appeared in one game during his rookie season... (9/14) vs. Min.: Made his NFL debut seeing action exclusively on special teams.

COLLEGE: Played one season at Boston College after spending four years at Florida... In 2014, started all 13 games at right tackle as a senior at Boston College... Earned All-ACC Third Team honors voted by the league's head coaches and earned honorable mention accolades from the Atlantic Coast Sports Media Association... Key member of an offensive line that produced the 14th-best rushing attack in the nation and second-best in the ACC, averaging 254.7 yards per game... Paved the way for QB Tyler Murphy to break the ACC single-season record for rushing yards by a quarterback (1,184)... Saw action in eight games, starting four games in his final season at Florida in 2013... In 2012, appeared in eight games with three starts... Appeared in three games for Florida throughout the 2011 season... Dressed for all 13 of Florida's games in 2010... Graduated with a degree in family, youth and community science from Florida.

PERSONAL: Attended Fleming Island (Fla.) High School... A four-star recruit and the eighth-ranked offensive tackle according to Rivals.com... Participant in the 2010 Under Armour All-American Game in Orlando... Named to the Top 150 Dream Team by PrepStar Magazine... Saw limited action at defensive end as a senior... Led Fleming Island to a 10-2 record in his senior season, advancing to the FHSAA Regional finals... As a junior, was named to the FSWA 4A All-State Second Team OL, All-Area First Team and first-team All-County.

AT A GLANCE

- Originally drafted by the San Francisco 49ers in the sixth round of the 2015 NFL Draft, appearing in one game during his rookie campaign.
- Was with the Indianapolis Colts for most of 2017, shuffling on and off the practice squad.
- Spent time on the New England Patriots' practice squad before joining Oakland in October 2016.
- Played one season at Boston College after spending four years at Florida, earning All-Atlantic Coast Conference Third Team honors as a senior in 2014.

IAN SILBERMAN'S GAMES PLAYED/STARTED

Year	Team	GP	GS
2015	San Francisco	1	0
Totals		1	0



KEITH SMITH

41

FULLBACK
6-0 | 240
SAN JOSE STATE
NFL EXP.: 4
RAIDERS EXP.: 1

ACQUIRED: FA-'18
HOMETOWN:
COVINA, CALIF.
BORN: 04/08/92



TRANSACTIONS: Signed by Dallas Cowboys as an undrafted free agent, May 12, 2014...Waived by Cowboys, Aug. 30, 2014...Signed by Cowboys to practice squad, Sept. 1, 2014...Signed by Cowboys to active roster, Sept. 20, 2014...Waived by Cowboys, Sept. 22, 2014...Signed by Cowboys to practice squad, Sept. 24, 2014...Signed by Cowboys to active roster, Oct. 4, 2014...Waived by Cowboys, Oct. 6, 2014...Signed by Cowboys to practice squad, Oct. 8, 2014...Signed by Cowboys to active roster, Oct. 18, 2014...Waived by Cowboys, Nov. 14, 2014...Signed by Cowboys to practice squad, Nov. 18, 2014...Signed by Cowboys to active roster, Nov. 26, 2014...Waived by Cowboys, May 14, 2015...Signed by Cowboys as a free agent, July 31, 2015...Waived by Cowboys, Oct. 5, 2015...Signed by Cowboys to practice squad, Oct. 7, 2015...Signed by Cowboys to active roster, Nov. 14, 2015...Waived by Cowboys, Nov. 16, 2015...Signed by Cowboys to practice squad, Nov. 18, 2015...Signed by Cowboys as an exclusive rights free agent, Jan. 5, 2016...Signed by Oakland Raiders as a free agent, March 15, 2018.

CAREER: Converted fullback and special teams contributor joins the Silver and Black after spending three seasons with the Dallas Cowboys...Originally signed with the Cowboys as an undrafted free agent in 2014 to compete as a reserve linebacker and for a spot on special teams...Last year, appeared in all 16 games for the second consecutive season, setting a career high with 10 tackles on special teams...Recorded five receptions for 26 yards, while helping block for a Cowboys running game that finished second in the league with 2,170 yards and tied for second with 18 TDs...In 2016, made the move from defense to offense as he developed into the team's fullback, helping clear the way for the NFL's leading rusher RB Ezekiel Elliott...Saw most of his time on special teams in 2015, recording two stops for the unit...Spent his rookie campaign bouncing between the active roster and practice squad, seeing action in 10 games and recording four special teams stop with six tackles and one forced fumble on defense.

AT A GLANCE

- Enters his first season in Oakland after spending four seasons with the Dallas Cowboys.
- Originally entered the league as a reserve linebacker before switching sides and moving to fullback.
- Recorded five receptions for 26 yards last year, while helping block for the Cowboys running game as they finished second in the league with 2,170 yards and tied for second with 18 TDs.
- Played four seasons as a linebacker at San Jose State, recording 476 tackles, which ranked ninth in FBS history and second in school history, while adding five sacks, nine forced fumbles, three fumble recoveries, 12 passes defended and two INTs.

2017 (with Dal.): Appeared in all 16 games for the second consecutive season, setting a career high with 10 tackles on special teams...Recorded five receptions for 26 yards in his second year at fullback, while helping block for the Cowboys running game that finished second in the league with 2,170 yards and tied for second with 18 TDs...**(10/8) vs. GB:** Recorded two receptions for 10 yards...**(11/12) at Atl.:** Caught one pass for one yard...**(12/10) at NYG:** Finished with one reception for three yards...**(12/17) at Oak.:** Recorded a season-high 12-yard reception.

2016 (with Dal.): Made the move from linebacker to fullback...Made his first career start and played in 16 games for the first time in his career...Collected his first career offensive stats, rushing two times for five yards and catching three passes for 20 yards...**(9/11) vs. NYG:** Made his debut at fullback in the opener and had his first career carry, a three-yard rush...**(9/18) at Was.:** Recorded his first career reception on a five-yard pass...**(10/2) at SF:** Caught a pass for a career-long 14 yards and converted on third down with a two-yard run...**(1/1/17) at Phi.:** Made his first career start...**Postseason: (1/15/17) vs. GB:** Made his playoff debut, starting at fullback in the contest.

2015 (with Dal.): Played in five games after spending a majority of the season on Dallas' practice squad...Finished with two special teams tackles.

2014 (with Dal.): Spent the season between the practice squad and the active roster...Played in 10 games, primarily on special teams, and finished with four special teams tackles with six tackles and one forced fumble on defense...**(9/11) at StL.:** Made his NFL debut as a reserve linebacker and on special teams...**(11/9) at Jac.:** Recorded his first career defensive stop and first special teams tackle against the Jaguars in London...**(12/21) vs. Ind.:** Totaled a season-best four tackles on defense...**(12/28) at Was.:** Forced his first career fumble with one tackle on defense...Added two special teams stops in the season finale.

COLLEGE: Played four seasons as a linebacker at San Jose State, with 45 starts in 49 games...Recorded 476 tackles, ninth in FBS history and second in school history, while adding five sacks, nine forced fumbles, three fumble recoveries, 12 passes defended and two INTs...Became the first Spartan in five years to post back-to-back 100-tackle seasons...As a senior team captain, led the nation in total tackles (159), earning first-team All-Mountain West honors...Named first-team All-WAC after finishing 2012 with a team-best 97 tackles, including one sack and four forced fumbles...Started all 12 games and was named second-team All-WAC for the second season in a row, leading the team with 104 tackles, three forced fumbles and two pass breakups...Named WAC freshman defensive player of the year in 2010 as the leading freshman tackler in the FBS, amassing 116, to go along with four sacks, one fumble recovery and one pass defended...Major in communications.

PERSONAL: Attended Charter Oak High in Covina, Calif. ...Named the Miramonte League Defensive Player of the Year in 2009...Led his team to a 13-1 record in 2009 with a team-high 132 tackles, 90 (solo)...Recorded 110 tackles, five sacks and three fumble recoveries as a junior...Two-time All-CIF Southeast Southern Section pick...Also threw shot put in track and field.

ADDITIONAL STATISTICS: Special teams tackles – 4 in 2014, 2 in 2015, 5 in 2016, 10 in 2017; NFL Totals: 21.

SINGLE-GAME HIGHS: RUSHING: Attempts – 1, two times; last: 10/2/16 at SF. Yards – 3, 9/11/16 vs. NYG. Long – 3, 9/11/16 vs. NYG. RECEIVING: Receptions – 2, 10/8/17 vs. GB. Yards – 14, 10/2/16 at SF. Long – 14, 10/2/16 at SF.

KEITH SMITH'S CAREER STATISTICS

Year	Team	GP	GS	RUSHING					RECEIVING					TOTAL OFFENSE
				Att.	Yds.	Avg.	Lg.	TD	Rec.	Yds.	Avg.	Lg.	TD	
2014	Dallas	10	0	0	0	-	-	0	0	0	-	-	0	0
2015	Dallas	5	0	0	0	-	-	0	0	0	-	-	0	0
2016	Dallas	16	1	2	5	2.5	3	0	3	20	6.7	14	0	25
2017	Dallas	16	3	0	0	-	-	0	5	26	5.2	12	0	26
Totals		47	4	2	5	2.5	3	0	8	46	5.8	14	0	51
POSTSEASON														
2016	Dallas	1	0	0	0	-	-	0	0	0	-	-	0	0
Totals		1	0	0	0	-	-	0	0	0	-	-	0	0


KEITH SMITH GAME-BY-GAME

2017, DALLAS (9-7)

Date	Opp.	W/L	GP/GS	RUSHING					RECEIVING					TOTAL OFFENSE
				Att.	Yds.	Avg.	Lg.	TD	Rec.	Yds.	Avg.	Lg.	TD	
9/10	NYG	W	1/0	0	0	-	-	0	0	0	-	-	0	0
9/17	at Den.	L	1/0	0	0	-	-	0	0	0	-	-	0	0
9/25	at Ari.	W	1/0	0	0	-	-	0	0	0	-	-	0	0
10/1	LAR	L	1/0	0	0	-	-	0	0	0	-	-	0	0
10/8	GB	L	1/1	0	0	-	-	0	2	10	5.0	6	0	10
10/22	at SF	W	1/0	0	0	-	-	0	0	0	-	-	0	0
10/29	at Was.	W	1/0	0	0	-	-	0	0	0	-	-	0	0
11/5	KC	W	1/0	0	0	-	-	0	0	0	-	-	0	0
11/12	at Atl.	L	1/0	0	0	-	-	0	1	1	1.0	1	0	1
11/19	Phi.	L	1/0	0	0	-	-	0	0	0	-	-	0	0
11/23	LAC	L	1/1	0	0	-	-	0	0	0	-	-	0	0
11/30	Was.	W	1/0	0	0	-	-	0	0	0	-	-	0	0
12/10	at NYG	W	1/1	0	0	-	-	0	1	3	3.0	3	0	3
12/17	at Oak.	W	1/0	0	0	-	-	0	1	12	12.0	12	0	12
12/24	Sea.	L	1/0	0	0	-	-	0	0	0	-	-	0	0
12/31	at Phi.	W	1/0	0	0	-	-	0	0	0	-	-	0	0
Totals			16/3	0	0	-	-	0	5	26	5.2	12	0	26

2016, DALLAS (13-3)

Date	Opp.	W/L	GP/GS	RUSHING					RECEIVING					TOTAL OFFENSE
				Att.	Yds.	Avg.	Lg.	TD	Rec.	Yds.	Avg.	Lg.	TD	
9/11	NYG	L	1/0	1	3	3.0	3	0	0	0	-	-	0	3
9/18	at Was.	W	1/0	0	0	-	-	0	1	5	5.0	5	0	5
9/25	Chi.	W	1/0	0	0	-	-	0	0	0	-	-	0	0
10/2	at SF	W	1/0	1	2	2.0	2	0	1	14	14.0	14	0	16
10/9	Cin.	W	1/0	0	0	-	-	0	0	0	-	-	0	0
10/16	at GB	W	1/0	0	0	-	-	0	0	0	-	-	0	0
10/30	Phi.	W	1/0	0	0	-	-	0	1	1	1.0	1	0	1
11/6	at Cle.	W	1/0	0	0	-	-	0	0	0	-	-	0	0
11/13	at Pit.	W	1/0	0	0	-	-	0	0	0	-	-	0	0
11/20	Bal.	W	1/0	0	0	-	-	0	0	0	-	-	0	0
11/24	Was.	W	1/0	0	0	-	-	0	0	0	-	-	0	0
12/1	at Min.	W	1/0	0	0	-	-	0	0	0	-	-	0	0
12/11	at NYG	L	1/0	0	0	-	-	0	0	0	-	-	0	0
12/18	TB	W	1/0	0	0	-	-	0	0	0	-	-	0	0
12/26	Det.	W	1/0	0	0	-	-	0	0	0	-	-	0	0
1/1/17	at Phi.	L	1/1	0	0	-	-	0	0	0	-	-	0	0
Totals			16/1	2	5	2.5	3	0	3	20	6.7	14	0	25
POSTSEASON														
1/15/17	GB	L	1/0	4	0	-	-	0	0	0	-	-	0	0



LEE SMITH

86

TIGHT END
6-6 | 265
MARSHALL
NFL EXP.: 8
RAIDERS EXP.: 4

ACQUIRED: UFA-'15 (Buf)
HOMETOWN:
POWELL, TENN.
BORN: 11/21/87



TRANSACTIONS: Selected by New England Patriots in the fifth round (159th overall) of the 2011 NFL Draft, April 30, 2011... Waived by Patriots, Sept. 3, 2011... Claimed via waivers by Buffalo Bills, Sept. 4, 2011... Signed by Oakland Raiders as an unrestricted free agent, March 11, 2015... Re-signed by Raiders as a free agent, March 16, 2018.

CAREER: Powerful tight end enters his fourth season with the Raiders after joining the team prior to 2015... Serves primarily as a blocking tight end... Has played in 35 game in three seasons for the Silver and Black... Appeared in all 16 games last year... Missed the majority of 2016 with an ankle injury that landed him on the Reserve/Injured List on Oct. 5... Set a career high with 12 receptions in his first year in Silver and Black in 2015... Played his first four seasons with the Buffalo Bills after being drafted by the New England Patriots... Has appeared in 91 games with 62 starts, totaling 46 receptions for 319 yards and four TDs... Set a career high with 78 receiving yards in 2013.

AT A GLANCE

- Has played in 91 career games with 62 starts over his career.
- Set a career high with 12 receptions in his first season with the Raiders in 2015.
- Played his first four seasons for the Buffalo Bills, totaling 20 receptions for 144 yards and three TDs.
- Set a career high with 78 receiving yards in 2013.
- Earned All-Conference USA honors as a senior at Marshall.

2017: Played in all 16 games for the first time with the Silver and Black... Added nine starts on the year... Finished with eight receptions for 76 yards... **(9/10) at Ten.:** Started in the season opener, appearing on both offense and special teams... **(9/17) vs. NYJ:** Contributed on offense and special teams, hauling in one reception for nine yards... **(10/1) at Den.:** Recorded a season-high two receptions for 15 yards... **(10/8) vs. Bal.:** Appeared on offense and special teams... **(10/15) vs. LAC:** Saw action on both offense and special teams... **(10/19) vs. KC:** Appeared on offense and special teams in the win... **(10/29) at Buf.:** On the opening drive of the game, hauled in a 21-yard pass from QB Derek Carr to set the offense up on the Bills' 1-yard line... **(11/5) at Mia.:** Started in his fifth game of the season, appearing on both offense and special teams... **(11/26) vs. Den.:** Caught one pass for 12 yards in the win... **(12/17) vs. Dal.:** Started in the game and recorded one catch for three yards... **(12/25) at Phi.:** Caught two passes for 16 yards.

2016: Started in four games before suffering a season-ending ankle injury... Placed on the Reserve/Injured List on Oct. 5... Totaled six receptions for 29 yards... **(9/11) at NO:** Started in the season opener, seeing action on both offense and special teams... **(9/18) vs. Atl.:** Started and caught a career-high four passes for 24 yards... His 24 receiving yards are most as a Raider... **(9/25) at Ten.:** Started in the win, seeing action on both offense and special teams... Hauled in one catch for four yards... **(10/2) at Bal.:**

Started in the comeback win, appearing on offense and special teams... Left the game in the second quarter with an ankle injury.

2015: Started a career-high 15 games played in his first season with the Silver and Black... Recorded a career-high 12 receptions for 70 receiving yards and one TD... **(9/13) vs. Cin.:** Earned the start in his Raiders debut, seeing action on both offense and special teams... Returned a short kickoff from K Mike Nugent eight yards, his first career kickoff return... **(9/20) vs. Bal.:** Started for the second straight game and caught his first pass of the season for six yards... **(9/27) at Cle.:** Earned the start and hauled in one pass for eight yards... **(10/4) at Chi.:** Started and caught a season-high two passes for 14 yards... **(10/25) at SD:** Started in a two-tight end set and caught two passes for one yard... **(11/1) vs. NYJ:** Started in a two-tight end set and finished with one reception for six yards... **(11/8) at Pit.:** Earned the start and hauled in one pass for 10 yards... Eighth reception of the season set a new career high... **(11/15) vs. Min.:** Started at tight end and caught one pass for a 1-yard gain... **(11/29) at Ten.:** Returned to the starting lineup after sitting out one game with a wrist injury... Caught one pass for a 2-yard gain... **(12/6) vs. KC:** Started and recorded one reception, a 5-yard TD... Scored first TD as a Raider and the fourth of his career on a 5-yard pass from QB Derek Carr in the third quarter... **(12/24) vs. SD:** Started and recorded one reception for a season-long 17 yards.

2014 (with Buf.): Led all Bills tight ends with 10 starts, playing in 14 games and totaling seven catches for 42 yards... **(9/28) at Hou.:** Made his first start of the season at tight end... **(10/26) at NYJ:** Started at tight end and caught his first two passes and first TD of the season... Finished with two receptions for five yards and a 1-yard score... **(11/9) vs. KC:** Played a key role in an offensive attack that averaged 5.0 yards per rush... **(11/13) at Mia.:** Played in his 50th career



game...(11/24) vs. NYJ: Totaled one reception for 12 yards...(12/7) at Den.: Posted one reception for six yards...(12/14) vs. GB: Registered two catches for one yard...(12/28) at NE: Tallied a season-long 18-yard reception.

2013 (with Buf.): Appeared in all 16 games with 14 starts, setting a career high with 78 receiving yards...Recorded five receptions for 78 yards on the year...(9/22) at NYJ: Made his first start of the season as the team opened in a two-tight end formation...(9/29) vs. Bal.: Started and recorded the longest reception of his career, a 28-yarder, in the third quarter...(10/20) at Mia.: Started and posted one catch for 18 yards...(11/17) vs. NYJ: Totaled one catch for one yard...(12/8) at TB: Hauled in one catch for seven yards...(12/22) vs. Mia.: Posted one reception for 24 yards.

2012 (with Buf.): Played in all 16 games for the first time in his career, making seven starts and recording the first two receiving TDs of his career...(9/9) at NYJ: Caught one pass for five yards in the season opener...(9/16) vs. KC: Made his first start of the season at tight end as the team opened in a two-tight end formation...(11/11) at NE: Hauled in his second reception of the season for five yards...(11/15) vs. Mia.: Appeared in his 20th career game...(11/25) at Ind.: Started and made his first career TD reception on a 1-yard pass...(12/9) vs. StL.: Started and registered a 2-yard TD pass in the third quarter.

2011 (with Buf.): Appeared in 10 games with three starts in his rookie season...Joined the Bills after the team claimed him off waivers from New England at the end of training camp...Placed on the Reserve/Injured List on Dec. 20...(10/2) at Cin.: Made his NFL debut...(10/9) vs. Phi.: Recorded his first career special teams tackle...(11/27) at NYJ: Made his first career start at tight end...(12/4) vs. Ten.: Totaled the first three catches of his career for 11 yards...(12/11) at SD: Started at tight end and made one catch for zero yards...(12/18) vs. Mia.: Started at tight end...Left the game in the second half with an ankle injury and did not return.

COLLEGE: Played four seasons at Marshall, appearing in 48 games...Totaled 75 receptions for 791 yards...Played in 12 games as a senior, earning All-Conference USA honors...Nominated for the Allstate Good Works Team...Finished with 38 receptions for 358 yards and three TDs...Appeared in 13 games as a junior, totaling 23 receptions for 335 yards...Named an honorable mention for the All-Conference USA team...Played in 12 games, starting seven, as a sophomore...Finished sixth on the team in receptions (12) and receiving yards (89)...Added two special teams tackles...Appeared in 11 games as a redshirt freshman, making two catches for nine yards...Majoring in psychology and criminal justice.

PERSONAL: Attended Powell (Tenn.) High School...Played tight end and defensive end...Also played basketball...Father, Daryle, played on the offensive line at the University of Tennessee and spent six years in the NFL, playing with the Dallas Cowboys, Cleveland Browns and Philadelphia Eagles before spending four years in the CFL.

ADDITIONAL STATISTICS: Special teams tackles – 2 in 2011. Miscellaneous tackles – 1 in 2012, 1 in 2014, 1 in 2017; NFL totals: 3.

SINGLE-GAME HIGHS: RECEIVING: Receptions – 4, 9/18/16 vs. Atl. Yards – 28, 9/29/13 vs. Bal. Long – 28, 9/29/13 vs. Bal. Touchdowns – 1, four times; last: 12/6/15 vs. KC.

LEE SMITH'S CAREER STATISTICS

Year	Team	RECEIVING								RUSHING				TOTAL OFFENSE
		GP	GS	Rec.	Yds.	Avg.	Lg.	TD	Att.	Yds.	Avg.	Lg.	TD	
2011	Buffalo	10	3	4	11	2.8	6	0	0	0	-	-	0	11
2012	Buffalo	16	7	4	13	3.3	5	2	0	0	-	-	0	13
2013	Buffalo	16	14	5	78	15.6	28	0	0	0	-	-	0	78
2014	Buffalo	14	10	7	42	6.0	18	1	0	0	-	-	0	42
2015	Oakland	15	15	12	70	5.8	17	1	0	0	-	-	0	70
2016	Oakland	4	4	6	29	4.8	12	0	0	0	-	-	0	29
2017	Oakland	16	9	8	76	9.5	21	0	0	0	-	-	0	76
Totals		91	62	46	319	6.9	28	4	0	0	-	-	0	319

LEE SMITH GAME-BY-GAME

2017, OAKLAND (6-10)

Date	Opp.	W/L	GP/GS	RECEIVING				
				Rec.	Yds.	Avg.	Lg.	TD
9/10	at Ten.	W	1/1	0	0	-	-	0
9/17	NYJ	W	1/1	1	9	9.0	9	0
9/24	at Was.	L	1/1	0	0	-	-	0
10/1	at Den.	L	1/1	2	15	7.5	11	0
10/8	Bal.	L	1/0	0	0	-	-	0
10/15	LAC	L	1/0	0	0	-	-	0
10/19	KC	W	1/0	0	0	-	-	0
10/29	at Buf.	L	1/0	1	21	21.0	21	0
11/5	at Mia.	W	1/1	0	0	-	-	0
11/19	NE	L	1/0	0	0	-	-	0
11/26	Den.	W	1/0	1	12	12.0	12	0
12/3	NYG	W	1/0	0	0	-	-	0
12/10	at KC	L	1/1	0	0	-	-	0
12/17	Dal.	L	1/1	1	3	3.0	3	0
12/25	at Phi.	L	1/1	2	16	8.0	12	0
12/31	at LAC	L	1/1	0	0	-	-	0
Totals			16/9	8	76	9.5	21	0

2016, OAKLAND (12-4)

Date	Opp.	W/L	GP/GS	RECEIVING				
				Rec.	Yds.	Avg.	Lg.	TD
9/11	at NO	W	1/1	0	0	-	-	0
9/18	Atl.	L	1/1	4	24	6.0	12	0
9/25	at Ten.	W	1/1	1	4	4.0	4	0
10/2	at Bal.	W	1/1	1	1	1.0	1	0
10/9	SD	W	(RESERVE/INJURED LIST - ANKLE)					
10/16	KC	L	(RESERVE/INJURED LIST - ANKLE)					
10/23	at Jac.	W	(RESERVE/INJURED LIST - ANKLE)					
10/30	at TB	W	(RESERVE/INJURED LIST - ANKLE)					
11/6	Den.	W	(RESERVE/INJURED LIST - ANKLE)					
11/21	Hou.	W	(RESERVE/INJURED LIST - ANKLE)					
11/27	Car.	W	(RESERVE/INJURED LIST - ANKLE)					
12/4	Buf.	W	(RESERVE/INJURED LIST - ANKLE)					
12/8	at KC	L	(RESERVE/INJURED LIST - ANKLE)					
12/18	at SD	W	(RESERVE/INJURED LIST - ANKLE)					
12/24	Ind.	W	(RESERVE/INJURED LIST - ANKLE)					
1/1/17	at Den.	L	(RESERVE/INJURED LIST - ANKLE)					
Totals			4/4	6	29	4.8	12	0

LEE SMITH GAME-BY-GAME

2015, OAKLAND (7-9)

Date	Opp.	W/L	GP/GS	RECEIVING					TD
				Rec.	Yds.	Avg.	Lg.		
9/13	Cin.	L	1/1	0	0	-	-	0	
9/20	Bal.	W	1/1	1	6	6.0	6	0	
9/27	at Cle.	W	1/1	1	8	8.0	8	0	
10/4	at Chi.	L	1/1	2	14	7.0	9	0	
10/11	Den.	L	1/1	0	0	-	-	0	
10/25	at SD	W	1/1	2	1	0.5	8	0	
11/1	NYJ	W	1/1	1	6	6.0	6	0	
11/8	at Pit.	L	1/1	1	10	10.0	10	0	
11/15	Min.	L	1/1	1	1	1.0	1	0	
11/22	at Det.	L		(INACTIVE - WRIST)					
11/29	at Ten.	W	1/1	1	2	2.0	2	0	
12/6	KC	L	1/1	1	5	5.0	5	1	
12/13	at Den.	W	1/1	0	0	-	-	0	
12/20	GB	L	1/1	0	0	-	-	0	
12/24	SD	W	1/1	1	17	17.0	17	0	
1/3/16	at KC	L	1/1	0	0	-	-	0	
Totals			15/15	12	70	5.8	17	1	

2014, BUFFALO (9-7)

Date	Opp.	W/L	GP/GS	RECEIVING					TD
				Rec.	Yds.	Avg.	Lg.		
9/7	at Chi.	W		(INACTIVE - FOOT)					
9/14	Mia.	W		(INACTIVE - FOOT)					
9/21	SD	L	1/0	0	0	-	-	0	
9/28	at Hou.	L	1/1	0	0	-	-	0	
10/5	at Det.	W	1/1	0	0	-	-	0	
10/12	NE	L	1/0	0	0	-	-	0	
10/19	Min.	W	1/1	0	0	-	-	0	
10/26	at NYJ	W	1/1	2	5	2.5	4	1	
11/9	KC	L	1/0	0	0	-	-	0	
11/13	at Mia.	L	1/0	0	0	-	-	0	
11/24	NYJ	W	1/1	1	12	12.0	12	0	
11/30	Cle.	W	1/1	0	0	-	-	0	
12/7	at Den.	L	1/1	1	6	6.0	6	0	
12/14	GB	W	1/1	2	1	0.5	1	0	
12/21	at Oak.	L	1/1	0	0	-	-	0	
12/28	at NE	W	1/1	1	18	18.0	18	0	
Totals			14/10	7	42	6.0	18	1	

2013, BUFFALO (6-10)


Date	Opp.	W/L	GP/GS	RECEIVING					TD
				Rec.	Yds.	Avg.	Lg.		
9/8	NE	L	1/0	0	0	-	-	0	
9/15	Car.	W	1/0	0	0	-	-	0	
9/22	at NYJ	L	1/1	0	0	-	-	0	
9/29	Bal.	W	1/1	1	28	28.0	28	0	
10/3	at Cle.	L	1/1	0	0	-	-	0	
10/13	Cin.	L	1/1	0	0	-	-	0	
10/20	at Mia.	W	1/1	1	18	18.0	18	0	
10/27	at NO	L	1/1	0	0	-	-	0	
11/3	KC	L	1/1	0	0	-	-	0	
11/10	at Pit.	L	1/1	0	0	-	-	0	
11/17	NYJ	W	1/1	1	1	1.0	1	0	
12/1	Atl.	L	1/1	0	0	-	-	0	
12/8	at TB	L	1/1	1	7	7.0	7	0	
12/15	at Jac.	W	1/1	0	0	-	-	0	
12/22	Mia.	W	1/1	1	24	24.0	24	0	
12/29	at NE	L	1/1	0	0	-	-	0	
Totals			16/14	5	78	15.6	28	0	

2012, BUFFALO (6-10)

Date	Opp.	W/L	GP/GS	RECEIVING					TD
				Rec.	Yds.	Avg.	Lg.		
9/9	at NYJ	L	1/0	1	5	5.0	5	0	
9/16	KC	W	1/1	0	0	-	-	0	
9/23	at Cle.	W	1/0	0	0	-	-	0	
9/30	NE	L	1/0	0	0	-	-	0	
10/7	at SF	L	1/0	0	0	-	-	0	
10/14	at Ari.	W	1/0	0	0	-	-	0	
10/21	Ten.	L	1/0	0	0	-	-	0	
11/4	at Hou.	L	1/0	0	0	-	-	0	
11/11	at NE	L	1/0	1	5	5.0	5	0	
11/15	Mia.	W	1/1	0	0	-	-	0	
11/25	at Ind.	L	1/1	1	1	1.0	1	1	
12/2	Jac.	W	1/0	0	0	-	-	0	
12/9	StL.	L	1/1	1	2	2.0	2	1	
12/16	Sea.	L	1/1	0	0	-	-	0	
12/23	at Mia.	L	1/1	0	0	-	-	0	
12/30	NYJ	W	1/1	0	0	-	-	0	
Totals			16/7	4	13	3.3	5	2	

2011, BUFFALO (6-10)

Date	Opp.	W/L	GP/GS	RECEIVING					TD
				Rec.	Yds.	Avg.	Lg.		
9/11	at KC	W		(INACTIVE)					
9/18	Oak.	W		(INACTIVE)					
9/25	NE	W		(INACTIVE)					
10/2	at Cin.	L	1/0	0	0	-	-	0	
10/9	Phi.	W	1/0	0	0	-	-	0	
10/16	at NYG	L	1/0	0	0	-	-	0	
10/30	Was.	W	1/0	0	0	-	-	0	
11/6	NYJ	L	1/0	0	0	-	-	0	
11/13	at Dal.	L	1/0	0	0	-	-	0	
11/20	at Mia.	L		(INACTIVE)					
11/27	at NYJ	L	1/1	0	0	-	-	0	
12/4	Ten.	L	1/0	3	11	3.7	6	0	
12/11	at SD	L	1/1	1	0	0.0	0	0	
12/18	Mia.	L	1/1	0	0	-	-	0	
12/24	Den.	W		(RESERVE/INJURED LIST - ANKLE)					
1/1/12	at NE	L		(RESERVE/INJURED LIST - ANKLE)					
Totals			10/3	4	11	2.8	6	0	



JAMES STONE

62

CENTER
6-3 | 290
TENNESSEE
NFL EXP.: 3
RAIDERS EXP.: 1

ACQUIRED: FA-'17
HOMETOWN:
NASHVILLE, TENN.
BORN: 04/26/92



TRANSACTIONS: Signed by Atlanta Falcons as an undrafted free agent, May 12, 2014...Waived by Falcons, July 19, 2016...Signed by Tampa Bay Buccaneers as a reserve/future free agent, Jan. 20, 2017...Waived by Buccaneers, Sept. 2, 2017...Signed by Oakland Raiders to practice squad, Sept. 4, 2017...Signed by Raiders to active roster, Dec. 20, 2017.

CAREER: Experienced center enters his first training camp with the Raiders after signing with the team in September 2017...Has appeared in 21 games with 10 starts over his career...Signed by the Atlanta Falcons as an undrafted free agent in 2014...Played in 12 games as a rookie, starting nine at center for the eighth-ranked Falcons offense...In 2015, started one game for the Falcons and played in a total of seven contests...Was not on a roster for the 2016 campaign...Signed to the Oakland Raiders practice squad following the 2017 training camp, where he would spend the first 15 weeks of the season before being activated to the 53-man roster in December.

AT A GLANCE

- Has appeared in 21 career games with 10 starts at center.
- Prior to joining the Raiders, made stops with the Atlanta Falcons and Tampa Bay Buccaneers.
- Played four seasons at Tennessee, appearing in 45 games during his career, starting in 39 of them.

2017 (TB and Oak.): Signed to the Raiders' practice squad following the conclusion of training camp...Was promoted to the active roster late in December and appeared in two games in a limited role on special teams...(12/25) **at Phi.:** Saw limited action on special teams...(12/31) **at LAC:** Appeared exclusively on special teams.

2016 (with Atl.): Spent the offseason program with Atlanta before being waived prior to training camp.

2015 (with Atl.): Appeared in seven contests for the Falcons, starting in one of them...(10/15) **at NO:** Started at center, helping block for QB Matt Ryan and his 295 yards through the air in addition to two touchdowns.


2014 (with Atl.): Appeared in 12 games for the Falcons, starting nine of them at center...Blocked for an offense that finished ranked eighth in total offense (378.2 avg.) and fifth in passing yards per game (284.6)...(10/26) **vs. Det.:** Started for the first time in his career...(11/9) **at TB:** Started and was a part of an offensive line that only surrendered one sack in the victory...(11/30) **vs. Ari.:** Started in his fourth consecutive game and helped block for QB Matt Ryan's 361 yards through the air...Was a part of an offensive line that only gave up one sack in the contest...(12/8) **at GB:** Helped lead an offensive line that only allowed one sack on the day, while helping block for Ryan's 375 yards passing...(12/14) **vs. Pit.:** Started for an offensive line that did not surrender a sack in the contest...(12/21) **at NO:** Started at center and helped keep Ryan clean on the day, allowing him to throw for 322 yards.

COLLEGE: Played four seasons at Tennessee, appearing in 45 games during his career, starting in 39 of them...In 2013 as a senior, started in all 12 games and contributed to an offensive line that helped pave the way for 2,261 rushing yards, the most by a Volunteers team at the time since 2004...Was selected to the 2013 Reese's Senior Bowl Watch list, the 2013 SEC Coaches Preseason Third Team All-SEC list, the 2013 Media Preseason Third Team All-SEC list and the 2013 Rimington Watch List...As a junior started in all 12 games, helping block for an offense that average 475.9 yards per game (20th in the NCAA) and allowed just eight sacks total (0.67 per game – fourth in the NCAA) on the year...In 2011 as a sophomore, started in 7-of-9 appearances and helped the Volunteers to 332 yards per game...As a freshman in 2010, started in 8-of-12 appearances...Was selected to the Sporting News and Football Writers Association of America's Freshman All-American teams and was also honored as a Rivals.com Second Team All-American selection...Majored in communications.

PERSONAL: Attended Maplewood High School in Nashville, Tenn.

JAMES STONE'S GAMES PLAYED/STARTED

Year	Team	GP	GS
2014	Atlanta	12	9
2015	Atlanta	7	1
2017	Oakland	2	0
Totals		21	10



RYAN SWITZER

15

WIDE RECEIVER
5-8 | 185
NORTH CAROLINA
NFL EXP.: 2
RAIDERS EXP.: 1

ACQUIRED: TR-'18 (Dal.)
HOMETOWN:
CHARLESTON, W.V.
BORN: 11/04/94



TRANSACTIONS: Selected by Dallas Cowboys in the fourth round (133rd overall) in the 2017 NFL Draft...Acquired via trade by Oakland Raiders from Dallas, April 27, 2018.

2017 (with Dal.): Finished seventh in the NFL with 856 total return yards (256 punt return and 600 kickoff return), earning first-team All-Rookie honors from the Pro Football Writers of America as a returner...He also ranked third in the league with a 25.0 kickoff return average...Added six receptions for 41 yards and four carries for five yards...**(9/10) vs. NYG:** Made his NFL debut and returned two kickoffs for 42 yards (21.0 avg.)...**(9/17) at Den.:** Returned one punt for 19 yards...**(9/25) at Ari.:** Recorded four punt returns for 43 yards and added one kickoff return for 18 yards...Recorded his first carry on offense for three yards...**(10/1) vs. LAR:** Returned three kickoffs for 78 yards (26.0 avg.)...Added one rush for three yards...**(10/8) vs. GB:** Returned one kickoff for 25 yards...**(10/22) at SF:** Recorded his first career reception for two yards and added one rush for three yards...**(10/29) at Was.:** Totaled two punt returns for 19 yards and one kickoff return for six yards...Added one reception for seven yards...**(11/12) at Atl.:** Recorded two kickoff returns for 51 yards (25.5 avg.) and one punt return for 11 yards...**(11/19) vs. Phi.:** Set career highs with four kickoff returns for 147 yards (36.8 avg.)...Added three punt returns...**(11/23) vs. LAC:** Tied a career high with four kickoff returns for 102 yards (25.2 avg.)...**(11/30) vs. Was.:** Returned two punts for a career-high 88 yards (44.0 avg.)...Registered an 83-yard punt return for a touchdown...**(12/10) at NYG:** Totaled two kickoff returns for 50 yards and two punt returns for 17 yards...**(12/17) at Oak.:** Recorded one kickoff return for 22 yards and two punt returns for 15 yards...**(12/24) vs. Sea.:** Set a career high with five punt returns for 32 yards and added two kickoff returns for 45 yards...**(12/31) at Phi.:** Set career highs on offense with four receptions for 32 yards (8.0 avg.)...Added one kickoff return for 14 yards and one punt return for 12 yards.

AT A GLANCE

- Second-year wide receiver and return specialist joined the Raiders this past offseason after spending his rookie campaign with the Dallas Cowboys.
- Earned first-team All-Rookie honors from the Pro Football Writers of America as a returner in 2017.
- Finished seventh in the NFL with 856 total return yards (256 punt return and 600 kickoff return) and ranked third in the league with a 25.0 kickoff return average.
- Played four years at North Carolina, setting a conference record with seven career punt returns for TDs and tied the NCAA record with five in one season as a freshman in 2013.

COLLEGE: Played four years at North Carolina (2013-16), appearing in 53 games with 31 starts...Totaled 244 receptions for 2,907 yards (11.9 avg.) with 19 TDs and added 24 carries for 78 yards...Set a conference-record seven career punt returns for TDs and tied the NCAA record with five in one season as a freshman in 2013...Also set UNC marks for career receptions (244), receiving yards (2,907), punt return yards (1,082) and punt return TDs (seven)...His 1,082 punt return yards rank sixth in conference history and made him one-of-nine players in conference history with 1,000 punt return yards...As a senior in 2016, he led the team with career highs with 96 receptions for 1,112 yards (third in school history) and six scores...Earned first-team All-ACC honors...In 2015, named to the AFCA All-America Team as an all-purpose player and earned All-ACC First Team specialist honor, leading the team with 55 catches for 697 yards and six TDs with two punt returns for scores...Ranked second in the conference with a 13.9-yard punt return average...Appeared in all 13 games with nine starts as a sophomore in 2014, and led the team with 61 catches and 757 yards with four TDs...Added another passing TDs and rushed for 29 yards on eight carries...Returned 37 punts 172 yards (13.2 avg.) and had a 17-yard kickoff return on the year...As a true freshman, named first-team All-American as a punt returner/specialist and became the first Tar Heel freshman since 1996 to earn All-ACC honors...Tied an NCAA record and established an ACC record with five punt returns for TDs and set single-season school records with 502 punt return yards and a 20.9-yard average...Tied an NCAA record, becoming the second player with a punt return for a TD in three straight games...Finished his freshman campaign with 24 punt returns for 502 yards and five TDs while catching 32 passes for 341 yards and three TDs, rushing for 29 yards on 10 carries and completing one pass for a 59-yard TD.

PERSONAL: Attended George Washington High School in Charleston, W.V., where he earned first-team Parade All-American, three-time first-team all-state and two-time first-team all-state captain...Carried the ball 206 times for 2,379 yards and 32 TDs and caught 20 receptions for 253 yards and four TDs while returning three INTs for scores as a senior...Helped lead George Washington's basketball team to the 2011 AAA state title...Was the AAA state track champion in the 4x100 and 4x200 relays in 2011.

SINGLE-GAME HIGHS: RECEIVING: Receptions – 4, 12/31/17 at Phi. Yards – 32, 12/31/17 at Phi. Long – 12, 12/31/17 at Phi. RUSHING: Rushes – 1, four times; last: 11/23/17 vs. LAC. Yards – 3, three times; last: 10/22/17 at SF. Long – 3, three times; last: 10/22/17 at SF.

RYAN SWITZER'S CAREER STATISTICS


		RECEIVING							RUSHING					TOTAL
Year	Team	GP	GS	Rec.	Yds.	Avg.	Lg.	TD	Att.	Yds.	Avg.	Lg.	TD	OFFENSE
2017	Dallas	16	0	6	41	6.8	12	0	4	5	1.3	3	0	46
Totals		16	0	6	41	6.8	12	0	4	5	1.3	3	0	46

		PUNT RETURNS					KICKOFF RETURNS					
Year	Team	Ret.	Yds.	Avg.	Lg.	TD	Ret.	FC	Yds.	Avg.	Lg.	TD
2017	Dallas	29	10	256	8.8	83t	1	24	600	25.0	61	0
Totals		29	10	256	8.8	83t	1	24	600	25.0	61	0

RYAN SWITZER GAME-BY-GAME

2017, DALLAS (9-7)

Date	Opp.	W/L	GP/GS	RECEIVING					RUSHING					TOTAL OFFENSE
				Rec.	Yds.	Avg.	Lg.	TD	Att.	Yds.	Avg.	Lg.	TD	
9/10	NYG	W	1/0	0	0	-	-	0	0	0	-	-	0	0
9/17	at Den.	L	1/0	0	0	-	-	0	0	0	-	-	0	0
9/25	at Ari.	W	1/0	0	0	-	-	0	1	3	3.0	3	0	3
10/1	LAR	L	1/0	0	0	-	-	0	1	3	3.0	3	0	3
10/8	GB	L	1/0	0	0	-	-	0	0	0	-	-	0	0
10/22	at SF	W	1/0	1	2	2.0	2	0	1	3	3.0	3	0	5
10/29	at Was.	W	1/0	1	7	7.0	7	0	0	0	-	-	0	7
11/5	Kan.	W	1/0	0	0	-	-	0	0	0	-	-	0	0
11/12	at Atl.	L	1/0	0	0	-	-	0	0	0	-	-	0	0
11/19	Phi.	L	1/0	0	0	-	-	0	0	0	-	-	0	0
11/23	LAC	L	1/0	0	0	-	-	0	1	-4	-4.0	-4	0	-4
11/30	Was.	W	1/0	0	0	-	-	0	0	0	-	-	0	0
12/10	at NYG	W	1/0	0	0	-	-	0	0	0	-	-	0	0
12/17	at Oak.	W	1/0	0	0	-	-	0	0	0	-	-	0	0
12/24	Sea.	L	1/0	0	0	-	-	0	0	0	-	-	0	0
12/31	at Phi.	W	1/0	4	32	8.0	12	0	0	0	-	-	0	32
Totals			16/0	6	41	6.8	12	0	4	5	1.3	3	0	46



GIORGIO TAVECCHIO 2

KICKER
5-10 | 180
CALIFORNIA
NFL EXP.: 2
RAIDERS EXP.: 2

ACQUIRED: FA-'17
HOMETOWN:
MILAN, ITALY
BORN: 07/16/90



TRANSACTIONS: Signed by San Francisco 49ers as an undrafted free agent, May 4, 2012...Waived by 49ers, Aug. 27, 2012...Signed by Green Bay Packers as a free agent, March 26, 2013...Waived by Packers, Aug. 26, 2013...Signed by Detroit Lions as a reserve/future free agent, Dec. 31, 2013...Waived by Lions, Aug. 25, 2014...Claimed via waivers by Oakland Raiders, Aug. 26, 2014...Waived by Raiders, Aug. 30, 2014...Signed by Raiders as a free agent, Feb. 24, 2015...Waived by Raiders, Sept. 5, 2015...Signed by Raiders as a reserve/future free agent, Jan. 5, 2016...Signed by Raiders as a free agent, April 9, 2017...Re-signed by Raiders as an exclusive rights free agent, April 9, 2018.

CAREER: Upstart kicker coming off his first season as a full-time kicker...Participated in six training camps (2012-17) before getting his first regular season action last year...Played in all 16 games for the Raiders in 2017, handling kickoff and place kicking duties...Connected on 16-of-21 FG attempts (76.2 percent) and 33-of-34 PATs (97.1 percent)...Totaled 81 points on the year, leading the Raiders...Tallied 63 kickoffs with 48 touchbacks...Spent time in training camp with the San Francisco 49ers (2012), Green Bay Packers (2013) and Detroit Lions (2014) before joining the Raiders late in the 2014 preseason...Was with the Raiders in the 2015 preseason, appearing in all four preseason games for Oakland...Returned to the Raiders in 2016 for the offseason program and training camp...Appeared in all four preseason games for the Silver and Black in 2016...Was signed to the team's active roster prior to Week 1 in 2017 after kicking with the team in training camp.

AT A GLANCE

- Saw his first regular season action in 2017, appearing in all 16 games for the Raiders and handling kickoff and place kicking duties.
- Connected on 16-of-21 FG attempts (76.2 percent) and 33-of-34 PATs (97.1 percent) on the year, totaling a team-high 81 points.
- Participated in six training camps with four teams before joining the Raiders' active roster last year.
- Played in 46 games at Cal and finished his career with 256 points, ranking fifth on the school's all-time scoring list and fourth among kickers.

2017: Served as the team's primary kicker for the first time in his career after K Sebastian Janikowski was placed on the Reserve/Injured List prior to Week 1...Played in all 16 games, handling kickoff and place kicking duties...Connected on 16-of-21 FG attempts (76.2 percent) and 33-of-34 PATs (97.1 percent)...Totaled 81 points on the year, leading the Raiders...Tallied 63 kickoffs with 48 touchbacks...(9/10) at Ten.: Made his NFL debut, connecting on all four of his FG attempts (20, 52, 52, 43) and going 2-for-2 on PATs for a total of 14 points...Added five touchbacks on kickoffs...Named AFC Special Teams Player of the Week for his performance...Became the first player in NFL history to make two field goals of at least 50 yards in his NFL debut...Also became just the second player in franchise history to convert multiple 50-yard field goals in a single game...Marked the first time a kicker other than Sebastian Janikowski has kicked a field goal attempt for the Raiders since Week 17 of the 2001 season (Brad Dalui-

so)...(9/17) vs. NYJ: Was 1-for-1 on FGs on the day, drilling a 29-yarder and connecting on six PATs...(9/24) at Was.: Booted one FG, a 22-yarder, and one PAT...(10/1) at Den.: Connected on one 38-yard FG and one PAT...(10/8) vs. Bal.: Posted a 32-yard FG, two PATs and booted four touchbacks...(10/15) vs. LAC: Connected on a 44-yard FG and was 1-of-2 on PATs...(10/19) vs. KC: Connected on 1-of-3 FGs and the game-winning PAT...Made four PATs overall...(10/29) at Buf.: Connected on two PATs...(11/5) at Mia.: Tallied his third 50-plus-yard FG of the year, a 53-yarder at the end of the first half to go along with a 35-yard FG earlier in the half...Added three PATs and three touchbacks...(11/26) vs. Den.: Tallied three touchbacks and three PATs...(12/3) vs. NYG: Connected on one FG, a 39-yarder, three PATs and three touchbacks...(12/10) at KC: Converted one PAT and posted one touchback...(12/17) vs. Dal.: Connected on 1-of-2 FGs, a 39-yarder, and two PATs...Tallied four kickoffs and three touchbacks...(12/25) at Phi.: Was 1-of-2 on FGs, connecting on a 25-yarder...Was 1-of-1 on PATs...Posted three touchbacks...(12/31) at LAC: Connected on 1-of-1 FGs in the season finale.



COLLEGE: Played in 46 games at Cal and finished his career with 256 points, ranking fifth on the school's all-time scoring list and fourth among kickers...Connected on 48-of-64 FG attempts (75.0 percent) and made 112-of-120 PATs (93.3 percent), ranking third in both all-time FGs made and PATs...Played in all 13 games as a senior and totaled 96 points, connecting on 20-of-23 FG attempts (87.0 percent) with a long of 54, becoming the first Cal player to pace the Pac-12 in FG percentage...His FG percentage was also a single-season school record...Also made 36-of-42 PATs (85.7 percent)...Earned second-team Pac-12 All-Academic honors for the third time and the Capital One All-Schlessinger Coaches Award for outstanding athletic ability, academic success and community service...Played in all 12 games as a junior, scoring 70 points, and making 11-of-16 FG attempts (68.8 percent) with a long of 53...Connected on 37-of-39 PATs (94.9 percent)...Earned second-team Pac-10 All-Academic honors...Played in 11 games as a sophomore, scoring 38 points and connecting on 8-of-12 FG attempts (67.0 percent) with a long of 51...Connected on all 14 PATs...Earned second-team Pac-10 All-Academic honors...As a freshman, played in 10 games, scoring 52 points and connecting on 9-of-13 FG attempts (69.2 percent) and making 25-of-25 PATs...Majored in political economy.

PERSONAL: Attended Campolindo High School in Moraga, Calif. ...Scored 50 points as a senior, making six FGs and 32 PATs... Was named second-team All-Diablo Foothill Athletic League...Earned first-team All-Diablo Athletic League honors as a senior midfielder on the soccer team and helped Campolindo win the North Coast Section 2A title.

SINGLE-GAME HIGHS: FIELD GOALS: Attempts – 4, 9/10/17 at Ten. Made – 4, 9/10/17 at Ten. Long – 53, 11/5/17 at Mia. EXTRA POINTS: Attempts – 6, 9/17/17 vs. NYJ. Made – 6, 9/17/17 vs. NYJ. KICKOFFS: Total – 8, 9/17/17 vs. NYJ. Touchbacks – 6, 9/17/17 vs. NYJ.

KICK BY KICK


2017: (20G,52G,52G,43G) (29G) (22G) (38G) (32G) (44G) (53B,45N,26G) () (36G,53G) () (35N) (39G) () (39N,39G) (25G,48N) (40G)

GIORGIO TAVECCHIO'S CAREER STATISTICS

Year	Team	GP	FG	Field Goals		Lg.	Blk.	XP	XPA	PAT		Points
				FGA	Pct.					Pct.	Blk.	
2017	Oakland	16	16	21	76.2	53	1	33	34	97.1	0	81
Totals		16	16	21	76.2	53	1	33	34	97.1	0	81

FIELD GOALS

Year	Team	1-19	Pct.	20-29	Pct.	30-39	Pct.	40-49	Pct.	50+	Pct.
2017	Oakland	0/0	-	5/5	100.0	5/7	71.4	3/5	60.0	3/4	75.0
Totals		0/0	-	5/5	100.0	5/7	71.4	3/5	60.0	3/4	75.0



EDDIE VANDERDOES

94

DEFENSIVE TACKLE
6-3 | 305
UCLA
NFL EXP.: 2
RAIDERS EXP.: 2

ACQUIRED: D3-'17
HOMETOWN:
AUBURN, CALIF.
BORN: 10/13/94



TRANSACTIONS: Selected by Oakland Raiders in the third round (88th overall) of the 2017 NFL Draft, April 28, 2017.

2017: Played in all 16 games as a rookie, totaling 24 tackles...
(9/10) at Ten.: Made his NFL debut, helping limit the Titans to 95 rushing yards... (9/17) vs. NYJ: Started and registered his first career tackles, totaling three on the day... (9/24) at Was.: Talled two tackles on the day... (10/1) at Den.: Started and was part of a defensive unit that held the Broncos to 298 total yards... (10/8) vs. Bal.: Started at defensive tackle... (10/15) vs. LAC: Started at defensive tackle... (10/19) vs. KC: Contributed one tackle in the victory... (10/29) at Buf.: Posted one tackle... (11/5) at Mia.: Matched a season high with three tackles in the victory... (11/19) vs. NE: Posted one tackle... (11/26) vs. Den.: Talled one tackle... (12/3) vs. NYG: Talled a career-high four tackles in the contest... (12/10) at KC: Made two tackles in the loss... (12/17) vs. Dal.: Made three tackles... (12/25) at Phi.: Made one tackle... (12/31) vs. LAC: Posted two tackles.

AT A GLANCE


- Played in all 16 games as a rookie for Oakland, totaling 24 tackles.
- Appeared in 39 games with 32 starts over four years at UCLA, totaling 126 tackles (69 solo), four sacks, two forced fumbles, and two fumble recoveries.
- Was named honorable mention All-Pac-12 three times (2013-14, 16) and named to the watch list for the Bednarik Award, Bronko Nagurski Award, Outland Trophy, and Rotray Lombardi Award in 2016.
- Named first-team Freshman All-American by Sporting News and Football Writers Association in 2013 after appearing in all 13 games and totaling 39 stops (21).

COLLEGE: Played four seasons at UCLA, appearing in 39 games with 32 starts... Career totals include 126 tackles (69 solo), four sacks, two forced fumbles and two fumble recoveries... As a senior in 2016, was named honorable-mention All-Pac 12 by coach-es after starting all 12 games on the defensive front... Credited with 29 tackles (15) and added 1.5 sacks... In 2015, registered

eight tackles in the opener against Virginia before an injury in the same game ended his junior campaign... In 2014 as a sophomore, appeared in 13 games, making 12 starts... Named honorable-mention all-conference selection after ranking eighth on the team with 50 stops (27), adding two sacks and finishing tied for fourth on the squad with 5.5 tackles for loss... Also added one forced fumble and one fumble recovery... As a freshman in 2013, appeared in all 13 games, making seven starts on the defensive line... Named first-team Freshman All-American by Sporting News and Football Writers Association... Honorable mention all-conference after being credited with 39 stops (21), a half-sack, one forced fumble, and one fumble recovery in his rookie outing... Scored his first career TD on his lone attempt of the season in the win over USC... Majored in history.

PERSONAL: Attended Placer High School in Auburn, Calif. ... A five-star recruit according to both Rivals.com and Scout.com... Second-team USA Today All-American... Was ranked as ESPN.com's No. 10 recruit in the nation, No. 1 defensive tackle in the country and top-rated recruit in the state of California... Credited with 72 tackles and nine sacks for an 11-1 team his senior season... Made 65 tackles and 10 sacks as a junior... Also played baseball... Participated in multiple community events during his rookie season, including a hospital visit to UCSF Benioff Children's Hospital and a Toys for Tots event... Last name is pronounced van-der-DOSE.

SINGLE-GAME HIGHS: TACKLES: Total - 4, 12/3/17 vs. NYG. Solo - 3, 12/17/17 vs. Dal.



EDDIE VANDERDOES' CAREER STATISTICS

Year	Team	GP	GS	TACKLES					Yds.	INTERCEPTIONS					FUMBLES		
				Total	Solo	Asst.	Sacks			No.	Yds.	Lg.	TD	PD	FF	FR	Yds.
2017	Oakland	16	13	24	13	11	0.0	0.0	0.0	0	0	-	0	0	0	0	0
Totals		16	13	24	13	11	0.0	0.0	0.0	0	0	-	0	0	0	0	0

EDDIE VANDERDOES GAME-BY-GAME

2017, OAKLAND (6-10)

Date	Opp.	W/L	GP/GS	TACKLES					Yds.	INTERCEPTIONS					FUMBLES		
				Total	Solo	Asst.	Sacks			No.	Yds.	Lg.	TD	PD	FF	FR	Yds.
9/10	at Ten.	W	1/1	0	0	0	0.0	0.0	0.0	0	0	-	0	0	0	0	0
9/17	NYJ	W	1/1	3	1	2	0.0	0.0	0.0	0	0	-	0	0	0	0	0
9/24	at Was.	L	1/1	2	0	2	0.0	0.0	0.0	0	0	-	0	0	0	0	0
10/1	at Den.	L	1/1	0	0	0	0.0	0.0	0.0	0	0	-	0	0	0	0	0
10/8	Bal.	L	1/1	0	0	0	0.0	0.0	0.0	0	0	-	0	0	0	0	0
10/15	LAC	L	1/1	0	0	0	0.0	0.0	0.0	0	0	-	0	0	0	0	0
10/19	KC	W	1/1	1	1	0	0.0	0.0	0.0	0	0	-	0	0	0	0	0
10/29	at Buf.	L	1/1	1	1	0	0.0	0.0	0.0	0	0	-	0	0	0	0	0
11/5	at Mia.	W	1/1	3	1	2	0.0	0.0	0.0	0	0	-	0	0	0	0	0
11/19	NE	L	1/1	1	1	0	0.0	0.0	0.0	0	0	-	0	0	0	0	0
11/26	Den.	W	1/1	1	1	0	0.0	0.0	0.0	0	0	-	0	0	0	0	0
12/3	NYG	W	1/1	4	1	3	0.0	0.0	0.0	0	0	-	0	0	0	0	0
12/10	at KC	L	1/0	2	1	1	0.0	0.0	0.0	0	0	-	0	0	0	0	0
12/17	Dal.	L	1/0	3	3	0	0.0	0.0	0.0	0	0	-	0	0	0	0	0
12/25	at Phi.	L	1/1	1	1	0	0.0	0.0	0.0	0	0	-	0	0	0	0	0
12/31	at LAC	L	1/0	2	1	1	0.0	0.0	0.0	0	0	-	0	0	0	0	0
Totals			16/13	24	13	11	0.0	0.0	0.0	0	0	-	0	0	0	0	0



JYLAN WARE

69

TACKLE
6-7 | 317
ALABAMA STATE
NFL EXP.: 2
RAIDERS EXP.: 2

ACQUIRED: D7b-'17
HOMETOWN:
VALLEY, ALA.
BORN: 10/16/93



TRANSACTIONS: Selected by Oakland Raiders in the seventh round (231st overall) of the 2017 NFL Draft, April 29, 2017.

2017: Played in one game in his rookie season, appearing exclusively on special teams...(12/31) at LAC: Made his NFL debut, appearing in a limited role on special teams.

COLLEGE: Played four seasons at Alabama State, appearing in 34 career games with 31 starts...Was part of an offensive line that helped the Hornets lead the Southwestern Athletic Conference in rushing in 2013, 2014 and 2016...Started all 11 games he played in as a senior in 2016...Helped Alabama State lead the SWAC in rushing offense...Started 11 games his junior year...Was an All-Southwestern Athletic Conference preseason selection...Appeared in 11 games and made 10 starts as a sophomore...Helped the Hornets lead the conference in rushing, averaging 227.8 yards per game...Appeared in two games as a redshirt freshman...Redshirted as a true freshman...Majored in rehabilitation services.


AT A GLANCE

- Appeared in one game for the Silver and Black in a special teams role during his rookie campaign.
- Was the first player from Alabama State selected in the NFL Draft since Michael Coe in 2007.
- Played four seasons at Alabama State, appearing in 34 career games with 31 starts.
- Was part of an offensive line that helped the Hornets lead the Southwestern Athletic Conference in rushing in 2013, 2014 and 2016.

PERSONAL: Attended Valley (Ala.) High School where he played football, basketball, soccer and participated in track and field...Received his degree from Alabama State in Spring 2018...First name is pronounced JAY-linn.

JYLAN WARE'S GAMES PLAYED/STARTED

Year	Team	GP	GS
2017	Oakland	1	0
Totals		1	0



DeANDRÉ WASHINGTON 33

RUNNING BACK
5-8 | 205
TEXAS TECH
NFL EXP.: 3
RAIDERS EXP.: 3

ACQUIRED: D5-'16
HOMETOWN:
MISSOURI CITY, TEXAS
BORN: 02/22/93



TRANSACTIONS: Selected by Oakland Raiders in the fifth round (143rd overall) of the 2016 NFL Draft, April 30, 2016.

CAREER: Versatile running back enters third year with the Silver and Black...Played in 15 games for the club in 2017, totaling 350 yards from scrimmage while adding a career-high three scores...In 2016, appeared in 14 games and made two starts, rushing for 467 yards on 87 attempts (5.4 avg.) with two scores and adding 17 receptions for 115 yards (6.8 avg.)...Career totals include 29 games played with 144 rushing attempts for 620 yards (4.3 avg.) and four scores, while hauling in 51 passes for 312 yards (6.1 avg.) and one score.

2017: Played in 15 games in his second season with the Silver and Black...Finished with 57 carries for 153 yards (2.7 avg.) while adding two TDs...Added 34 receptions for 197 yards (5.8 avg.) with one TD...His three total scores on the season marked a career high...**(9/10) at Ten.** Rushed for four yards on three carries in the season opener...Added two receptions for 18 yards with a long of 13 yards...**(9/17) vs. NYJ:** Recorded six carries for 20 yards with a 10-yard long and added three catches for 15 yards with a 9-yard long...**(9/24) at Was.:** Led the team with five receptions for 24 yards with a 7-yard long...**(10/1) at Den.:** Recorded one carry for four yards...**(10/15) vs. LAC:** Returned to action and recorded one catch for 10 yards...**(10/19) vs. KC:** Finished with 33 yards on nine attempts with one TD...Added three receptions for seven yards...**(10/29) at Buf.:** Totaled 88 yards from scrimmage with one TD, with 26 yards on the ground on six rushes and adding eight receptions for 62 yards...Set a career high in receptions and receiving yards...Caught a four-yard pass for the Raiders' second TD of the day, which marked his first career receiving score...**(11/5) at Mia.:** Rushed four times for 16 yards with an 11-yard long...**(11/19) vs. NE:** Recorded three carries for seven yards and two catches for 12 yards...Returned one kickoff for 16 yards...**(11/26) vs. Den.:** Rushed six times for 23 yards with an 11-yard long...Added three receptions for 23 yards (7.7 avg.) with a 15-yard long...**(12/3) vs. NYG:** Totaled six carries for 16 yards with one TD...**(12/10) at KC:** Rushed four times for nine yards and added one reception for 10 yards...**(12/17) vs. Dal.:** Rushed two times for three yards and added two receptions for 16 yards...**(12/25) at Phi.:** Rushed one time and recorded one reception...Returned two kickoffs for 41 yards (20.5 avg.) with a 26-yard long...**(12/31) at LAC:** Finished with two carries for three yards in the season finale.

2016: Appeared in 14 games, making two starts in his rookie season with the Silver and Black...Totaled 467 yards on 87 carries (5.4 avg.) with two TDs and hauled in 17 receptions for 115 yards (6.8 avg.)...**(9/11) at NO:** Made his NFL debut in a reserve role, rushing for 14 yards on five carries and catching one pass for 10 yards...**(9/18) vs. Atl.:** Rushed six times for 46 yards (7.7 avg.) with one catch for six yards...**(9/25) at Ten.:** Led the team with 57 rushing yards on six attempts (9.5 avg.) with a career-high 30-yard long...Caught one pass for five yards...**(10/2) at Bal.:** Recorded 30 rushing yards on five carries (6.0 avg.)...Hauled in three receptions for 16 yards (5.3 avg.)...**(10/9) vs. SD:** Recorded nine carries for 23 yards and five receptions for 29 yards (5.8 avg.)...**(10/16) vs. KC:** Made his first career start, recording 10 carries for 49 yards (4.9 avg.)...**(10/23) at Jac.:** Started his second straight game and rushed five times for 16 yards with one catch for six yards...**(10/30) at TB:** Recorded five rushes for 32 yards (6.4 avg.) with a 28-yard long, the longest of the game...**(11/6) vs. Den.:** Totaled 10 carries for 35 yards (3.5 avg.)...**(11/21) vs. Hou.:** Recorded one carry in the win...**(12/18) at SD:** Rushed for 23 yards on five carries (4.6 avg.) and caught one pass for 11 yards...**(12/24) vs. Ind.:** Set career highs with 99 yards on 12 carries (8.3 avg.) with two TDs, while also hauling in one reception for a career-long 18 yards...Recorded his first career score on a 22-yard run on the Raiders' opening possession of the second half...Recorded his second TD of the game on a 22-yard run following the Raiders' third takeaway of the game...Became the first Raiders rookie to rush for two TDs in a game since Darren McFadden on Nov. 23, 2008...**(1/1/17) at Den.:** Led the team with seven carries for 43 yards (6.1 avg.) with two receptions for 14 yards (7.0 avg.)...**Postseason: (1/7/17) at Hou.:** Finished second on the team with four carries for 16 yards (4.0 avg.) with a 14-yard long.

COLLEGE: Played four years at Texas Tech, appearing in 48 games with 26 starts over his career...Totaled 605 carries for 3,411 yards (5.6 avg.) and 23 TDs...Added 124 receptions for 1,091 yards (8.8 avg.) and four receiving TDs...Became just the fifth player in school history to rush for over 1,000 yards in a season twice in a career...Finished fifth in Red Raiders history with 3,411 career rushing yards...Appeared in 13 games with a career-high 12 starts as a senior...Produced the best season of his collegiate career, totaling 233 carries for 1,492 yards (6.4 avg.) and 14 TDs, adding 41 receptions for 385 yards (9.4 avg.) and two receiving TDs...Named All-Big 12 First Team after ranking second in the conference in rushing yards, rushing yards per carry, rushing yards per game, all-purpose yards per game and rushing TDs...Played in 12 games, making 11 starts as a junior...Recorded 188 carries, 1,103 rushing yards, (5.9 avg.) and two rushing TDs...Added 30 receptions for 328 receiving yards with two receiving TDs...Ranked second in the Big 12 with four 100-yard rushing performances...Played in 12 games with two starts as a redshirt sophomore...Carried 107 times for 485 yards (4.2 avg.) with four rushing TDs, while adding 34 receptions for 269 yards (7.9 avg.)...Redshirted as a true sophomore...Appeared in 12 games with one start as a freshman...Named a finalist for the All-Big 12 Offensive Freshman of the Year...Tallied 77 rushes for 366 yards (4.8 avg.) with three rushing TDs...Second on the team in rushing yards and rushing TDs...Made 19 receptions for 109 receiving yards (9.1 avg.), while recording seven kick returns for 131 yards and averaged 18.7 yards per return...Set the record for most rushing yards by a freshman in school history since 2002 despite suffering a season-ending injury in November.

PERSONAL: Attended Thurgood Marshall High School in Missouri City, Texas...Four-star prospect by Scout and three-star by Rivals...Member of Texas Football Magazine's Top 300 and Top 300 running backs...Ranked nationally as the No. 26 running back in 2011 class...Exploded for 1,378 rushing yards as a senior on 192 attempts...Scored 20 TDs in 2010 and ended the season with an average of 7.2 yards per carry...Named a pre-season All-American prior to senior season.

AT A GLANCE

- Made 15 appearances in his sophomore campaign and totaled 350 yards from scrimmage in addition to two rushing scores and one receiving TD.
- Totaled 467 rushing yards on 87 carries (5.4 avg.) with two TDs and hauled in 17 receptions for 115 yards (6.8 avg.) in 14 games during his rookie campaign.
- Became the first Raiders rookie to rush for two TDs in a game since Darren McFadden on Nov. 23, 2008.
- Played in 48 games with 26 starts over four-year career at Texas Tech, becoming the fifth player to rush for over 1,000 yards in a season.
- Named All-Big 12 First Team after ranking second in the conference in rushing yards, rushing yards per carry, rushing yards per game, all-purpose yards and rushing TDs in 2015.

ADDITIONAL STATISTICS: Special teams tackles – 1 in 2016, 2 in 2017; NFL Totals: 3. Miscellaneous tackles – 2 in 2016, 2 in 2017; NFL Totals: 4.

SINGLE-GAME HIGHS: RUSHING: Attempts – 12, 12/24/16 vs. Ind. Yards – 99, 12/24/16 vs. Ind. Long – 30, 9/25/16 at Ten. Touchdowns – 2, 12/24/16 vs. Ind. RECEIVING: Receptions – 8, 10/29/17 at Buf. Yards – 62, 10/29/17 at Buf. Long – 18, 12/24/16 vs. Ind.

DeANDRÉ WASHINGTON'S CAREER STATISTICS

Year	Team	GP	GS	RUSHING				TD	RECEIVING					TOTAL OFFENSE
				Att.	Yds	Avg.	Lg.		Rec.	Yds.	Avg.	Lg.	TD	
2016	Oakland	14	2	87	467	5.4	30	2	17	115	6.8	18	0	582
2017	Oakland	15	0	57	153	2.7	11	2	34	197	5.8	15	1	350
Totals		29	2	144	620	4.3	30	4	51	312	6.1	18	1	932
POSTSEASON														
2016	Oakland	1	0	4	16	4.0	14	0	0	0	-	-	0	16
Totals		1	0	4	16	4.0	14	0	0	0	-	-	0	16


DeANDRÉ WASHINGTON GAME-BY-GAME

2017, OAKLAND (6-10)

Date	Opp.	W/L	GP/GS	RUSHING				TD	RECEIVING					TOTAL OFFENSE
				Att.	Yds.	Avg.	Lg.		Rec.	Yds.	Avg.	Lg.	TD	
9/10	at Ten.	W	1/0	3	4	1.3	4	0	2	18	8.0	13	0	22
9/17	NYJ	W	1/0	6	20	3.3	10	0	3	15	5.0	9	0	35
9/24	at Was.	L	1/0	1	0	0.0	0	0	5	24	4.8	7	0	24
10/1	at Den.	L	1/0	1	4	4.0	4	0	0	0	-	-	0	4
10/8	Bal.	L		(INACTIVE - HAMSTRING)										
10/15	LAC	L	1/0	3	-8	-2.7	0	0	1	10	10.0	10	0	2
10/19	KC	W	1/0	9	33	3.7	11	1	3	7	2.3	10	0	40
10/29	at Buf.	L	1/0	6	26	4.3	10	0	8	62	7.8	14	1	88
11/5	at Mia.	W	1/0	4	16	4.0	11	0	1	-2	-2.0	-2	0	14
11/19	NE	L	1/0	3	7	2.3	5	0	2	12	6.0	7	0	19
11/26	Den.	W	1/0	6	23	3.8	11	0	3	23	7.7	15	0	46
12/3	NYG	W	1/0	6	16	2.7	9t	1	0	0	-	-	0	16
12/10	at KC	L	1/0	4	9	2.3	9	0	1	10	10.0	10	0	19
12/17	Dal.	L	1/0	2	3	1.5	2	0	2	16	8.0	10	0	19
12/25	at Phi.	L	1/0	1	-3	-3.0	-3	0	1	2	2.0	2	0	-1
12/31	at LAC	L	1/0	2	3	1.5	2	0	2	0	0.0	1	0	3
Totals			15/0	57	153	2.7	11	2	34	197	5.8	15	1	350

2016, OAKLAND (12-4)

Date	Opp.	W/L	GP/GS	RUSHING				TD	RECEIVING					TOTAL OFFENSE
				Att.	Yds.	Avg.	Lg.		Rec.	Yds.	Avg.	Lg.	TD	
9/11	at NO	W	1/0	5	14	2.8	5	0	1	10	10.0	10	0	24
9/18	Atl.	L	1/0	7	46	6.6	26	0	1	6	6.0	6	0	52
9/25	at Ten.	W	1/0	6	57	9.5	30	0	1	5	5.0	5	0	62
10/2	at Bal.	W	1/0	5	30	6.0	28	0	3	16	5.3	8	0	46
10/9	SD	W	1/0	9	23	2.6	8	0	5	29	5.8	10	0	52
10/16	KC	L	1/1	10	49	4.9	8	0	0	0	-	-	0	49
10/23	at Jac.	W	1/1	5	16	3.2	6	0	1	6	6.0	6	0	22
10/30	at TB	W	1/0	5	32	6.4	28	0	0	0	-	-	0	32
11/6	Den.	W	1/0	10	35	3.5	8	0	1	0	0.0	0	0	35
11/21	Hou.	W	1/0	1	0	0.0	0	0	0	0	-	-	0	0
11/27	Car.	W		(INACTIVE)										
12/4	Buf.	W		(INACTIVE)										
12/8	at KC	L	1/0	0	0	-	-	0	0	0	-	-	0	0
12/18	at SD	W	1/0	5	23	4.6	12	0	1	11	11.0	11	0	34
12/24	Ind.	W	1/0	12	99	8.3	22t	2	1	18	18.0	18	0	117
1/1/17	at Den.	L	1/0	7	43	6.1	20	0	2	14	7.0	11	0	57
Totals			14/2	87	467	5.4	30	2	17	115	6.8	18	0	582
POSTSEASON														
1/7/17	at Hou.	L	1/0	4	16	4.0	14	0	0	0	-	-	0	16



GRIFF WHALEN

13

WIDE RECEIVER
5-11 | 190
STANFORD
NFL EXP.: 5
RAIDERS EXP.: 1

ACQUIRED: FA-'18
HOMETOWN:
SYLVANIA, OHIO
BORN: 03/01/90



TRANSACTIONS: Signed by Indianapolis Colts as an undrafted free agent, April 30, 2012...Waived by Colts, Sept. 30, 2013...Signed by Colts to practice squad, Oct. 2, 2013...Signed by Colts to active roster, Oct. 28, 2013...Waived by Colts, Nov. 19, 2013...Signed by Colts to practice squad, Nov. 21, 2013...Signed by Colts to active roster, Dec. 14, 2013...Waived by Colts, Nov. 22, 2014...Signed by Colts to practice squad, Nov. 25, 2014...Signed by Colts to active roster, Jan. 15, 2015...Waived by Colts, Jan. 1, 2016...Signed by Miami Dolphins as a free agent, March 18, 2016...Waived by Dolphins, Sept. 4, 2016...Signed by San Diego Chargers as a free agent, Sept. 19, 2016...Waived by Chargers, Nov. 22, 2016...Signed by New England Patriots as a free agent, Dec. 9, 2016...Waived by Patriots, Dec. 15, 2016...Signed by Baltimore Ravens as a free agent, July 21, 2017...Waived by Ravens, Sept. 1, 2017...Signed by Ravens, Oct. 19, 2017...Waived by Ravens, Oct. 31, 2017...Signed by Oakland Raiders as a free agent, March 12, 2018.

CAREER: Speedy return specialist enters his first season with the Silver and Black after signing with the team this past offseason...Had stops with the Indianapolis Colts, Miami Dolphins, San Diego Chargers, New England Patriots and Baltimore Ravens...Career totals include 43 games played with three starts, recording 51 receptions for 532 yards and three TDs...Also has 47 punt returns for 378 yards and 29 kickoff returns for 701 yards...Spent 2017 with the Ravens and split time between the Dolphins, Chargers and Patriots in 2016...In 2015, set career highs with 14 games, recording 19 receptions for 205 yards (10.8 avg.) and one TD...In 2014, set career highs with 26 punts returned for 187 yards (7.2 avg.) and 15 kickoffs for 379 yards (25.3 avg.)...Played in nine games with three starts in 2013, recording 24 receptions for 259 yards (10.8 avg.) with two TDs.

AT A GLANCE

- Enters his first season with the Silver and Black after signing with the team this past offseason.
- Had stops with the Indianapolis Colts, Miami Dolphins, San Diego Chargers, New England Patriots and Baltimore Ravens.
- Career totals include 43 games played with three starts, recording 51 receptions for 532 yards and three TDs and adding 47 punt returns for 378 yards and 29 kickoff returns for 701 yards.
- Played four years at Stanford, finishing his career with 1,058 receiving yards and five TDs.

2017 (with Bal.): Joined the Ravens at the start of training camp and played in two games after not starting the season on the roster...**(10/22) at Min.:** Recorded four receptions for 23 yards with a nine-yard long...**(10/26) vs. Mia.:** Returned one punt in the win.

2016 (with SD and NE): Spent the offseason and training camp in Miami before signing with the Chargers on Sept. 19...Appeared in eight games with San Diego, totaling four kick returns for 56 yards and two receptions for 22 yards...Spent Week 14 with the Patriots...**(10/13) vs. Den.:** Returned one kickoff for 12 yards...**(10/23) at Atl.:** Recorded two kickoff returns for 19 yards...Added one reception for 12 yards...**(10/30) at Den.:** Returned one kickoff for a season-high 25 yards...**(11/13) vs. Mia.:** Caught one pass for 10 yards.

2015 (with Ind.): Played in 14 games, missing two contests due to injury...Recorded 19 receptions for 205 yards (10.8 avg.) and one TD...Also returned 12 punts for 85 yards (7.1 avg.) and nine kickoffs for 244 yards (27.1 avg.)...**(10/18) vs. NE:** Registered two receptions for 20 yards (10.0 avg.) and one TD...**(10/25) vs. NO:** Returned five punts for 38 yards (7.6 avg.) and four kickoffs for 91 yards (22.8 avg.)...**(11/8) vs. Den.:** Hauled in five receptions for 73 yards.

2014 (with Ind.): Appeared in 10 games and recorded two receptions for 23 yards (11.5 avg.)...Also returned 26 punts for 187 yards (7.2 avg.) and 15 kickoffs for 379 yards (25.3 avg.)...**(9/15) vs. Phi.:** Returned four punts for 44 yards (11.0 avg.)...**(9/38) vs. Ten.:** Recorded two kickoff returns for 61 yards and four punt returns for 14 yards...**(10/9) at Hou.:** Totaled three kickoff returns for 79 yards with two punt returns for 31 yards...**(10/26) at Pit.:** Set season highs with five kickoff returns for 122 yards...Added one punt return for 16 yards...Caught two passes for 23 yards.

2013 (with Ind.): Played in nine games, starting the last three contests at wide receiver...Recorded 24 receptions for 259 yards (10.8 avg.) with two TDs...Also returned eight punts for 104 yards, with a career-high 51-yard long...**(9/8) vs. Oak.:** Made his NFL debut, appearing on special teams...**(9/15) vs. Mia.:** Recorded his first NFL catches with two for 28 yards...**(11/3) at Hou.:** Caught three receptions for 32 yards with a 17-yard long catch on 3rd-and-10 during fourth-quarter game-winning TD drive...**(12/15) vs. Hou.:** Recorded his first NFL TD, a 14-yard grab on the opening drive of game...Added a 51-yard punt return, the team's longest punt return of season...**(12/22) at KC:** Finished with a season-high seven catches for 80 yards...**(12/29) vs. Jac.:** Totaled four catches for 32 yards with one TD...**Postseason: (1/4/14) vs. KC:** Made his first playoff start in the Wild Card game...**(1/11/14) at NE:** Recorded five catches for 67 yards in Divisional Playoff.

2012 (with Ind.): Spent the season on the Reserve/Injured List with a broken foot.

COLLEGE: Played four years at Stanford from 2008-11...Played in 39 career games with 13 starts...Recorded career totals of 80 receptions for 1,058 yards (13.2 avg.) and five TDs...Also returned two punts for 12 yards (6.0 avg.)...Named a finalist for the Bursworth Trophy, given to top college football player who began career as walk-on, in 2011...Led the team as senior with 749 yards and four TDs...Played in 13 games as a senior in 2011...Led team in receiving yards (749) and had four TDs on 56 catches (13.4 avg.)...Saw action in 13 games with one start as a junior in 2010...Totaled 17 receptions for 249 yards (14.6 avg.) and one TD...Played in 12 games with two starts as a sophomore in 2009...Hauled in seven passes for 60 yards (8.6 avg.)...Made the team as a walk-on and was one of eight true freshman to see action in 2008...Majored in engineering - product design.

PERSONAL: Attended Southview High School in Sylvania, Ohio, earning all-state honorable mention as senior...Named second-team all-conference as a junior and senior quarterback and first-team All-Toledo Blade as a senior defensive back.

ADDITIONAL STATISTICS: Special teams tackles – 2 in 2013, 1 in 2014, 1 in 2015; NFL totals: 4. Special teams fumble recoveries – 1 in 2014, 1 in 2015; NFL totals: 2.

SINGLE-GAME HIGHS: RECEIVING: Receptions – 7, 12/22/13 at KC. Yards – 80, 12/22/13 at KC. Long – 38, 11/8/15 vs. Den. Touchdowns – 1, 10/18/15 vs. NE.

GRIFF WHALEN'S CAREER STATISTICS

Year	Team	GP	GS	RECEIVING					RUSHING					TOTAL OFFENSE
				Rec.	Yds.	Avg.	Lg.	TD	Att.	Yds.	Avg.	Lg.	TD	
2013	Indianapolis	9	3	24	259	10.8	25	2	0	0	-	-	0	259
2014	Indianapolis	10	0	2	23	11.5	18	0	0	0	-	-	0	23
2015	Indianapolis	14	0	19	205	10.8	38	1	0	0	-	-	0	205
2016	SD/NE	8	0	2	22	11.0	12	0	0	0	-	-	0	22
2017	Baltimore	2	0	4	23	5.8	9	0	0	0	-	-	0	23
Totals		43	3	51	532	10.4	38	3	0	0	-	-	0	532
POSTSEASON														
2013	Indianapolis	2	0	7	93	13.3	22	0	0	0	-	-	0	93
Totals		2	0	7	93	13.3	22	0	0	0	-	-	0	93

Year	Team	KICKOFF RETURNS					PUNT RETURNS					
		Ret.	Yds.	Avg.	Lg.	TD	Ret.	FC	Yds.	Avg.	Lg.	TD
2013	Indianapolis	8	7	104	13.0	51	0	1	22	22.0	22	0
2014	Indianapolis	26	17	187	7.2	22	0	15	379	25.3	32	0
2015	Indianapolis	12	18	85	7.1	22	0	9	244	27.1	50	0
2016	San Diego	0	0	0	-	-	0	4	56	14.0	25	0
2017	Baltimore	1	1	2	2.0	2	0	0	0	-	-	0
Totals		47	43	378	8.0	51	0	29	701	24.2	50	0
POSTSEASON												
2013	Indianapolis	2	3	6	3.0	9	0	1	16	16.0	16	0
Totals		2	3	6	3.0	20	0	1	16	16.0	37	0

GRIFF WHALEN GAME-BY-GAME

2016, SAN DIEGO/NEW ENGLAND

Date	Opp.	W/L	GP/GS	RECEIVING					RUSHING					TOTAL OFFENSE
				Rec.	Yds.	Avg.	Lg.	TD	Att.	Yds.	Avg.	Lg.	TD	
9/11				(NOT ON ROSTER)										
9/18*	Jac.	W	1/0	0	0	-	-	0	0	0	-	-	0	0
9/25*	at Ind.	L	1/0	0	0	-	-	0	0	0	-	-	0	0
10/2*	NO	L	1/0	0	0	-	-	0	0	0	-	-	0	0
10/9*	at Oak.	L	1/0	0	0	-	-	0	0	0	-	-	0	0
10/13*	Den.	W	1/0	0	0	-	-	0	0	0	-	-	0	0
10/23*	at Atl.	W	1/0	1	12	12.0	12	0	0	0	-	-	0	12
10/30*	at Den.	L	1/0	0	0	-	-	0	0	0	-	-	0	0
11/6*	Ten.	W	1/0	0	0	-	-	0	0	0	-	-	0	0
11/13*	Mia.	L	1/0	1	10	10.0	10	0	0	0	-	-	0	10
11/27				(NOT ON ROSTER)										
12/4				(NOT ON ROSTER)										
12/11				(NOT ON ROSTER)										
12/18	at Den.	W		(INACTIVE)										
12/24				(NOT ON ROSTER)										
1/1/17				(NOT ON ROSTER)										
Totals			8/0	2	22	11.0	12	0	0	0	-	-	0	22

*w/ SD

GRIFF WHALEN GAME-BY-GAME

2015, INDIANAPOLIS (8-8)


Date	Opp.	W/L	GP/GS	RECEIVING					RUSHING					TOTAL OFFENSE
				Rec.	Yds.	Avg.	Lg.	TD	Att.	Yds.	Avg.	Lg.	TD	
9/13	at Buf.	L	1/0	0	0	-	-	0	0	0	-	-	0	0
9/21	NYJ	L	1/0	0	0	-	-	0	0	0	-	-	0	0
9/27	at Ten.	W	1/0	0	0	-	-	0	0	0	-	-	0	0
10/4	Jac.	W	1/0	1	16	16.0	16	0	0	0	-	-	0	16
10/8	at Hou.	W	1/0	0	0	-	-	0	0	0	-	-	0	0
10/18	NE	L	1/0	2	30	15.0	18t	1	0	0	-	-	0	30
10/25	NO	L	1/0	0	0	-	-	0	0	0	-	-	0	0
11/2	at Car.	L	1/0	5	48	9.6	12	0	0	0	-	-	0	48
11/8	Den.	W	1/0	5	73	14.6	38	0	0	0	-	-	0	73
11/22	at Atl.	W	1/0	2	20	10.0	12	0	0	0	-	-	0	20
11/29	TB	W	1/0	0	0	-	-	0	0	0	-	-	0	0
12/6	at Pit.	L	1/0	2	9	4.5	5	0	0	0	-	-	0	9
12/13	at Jac.	L	1/0	0	0	-	-	0	0	0	-	-	0	0
12/20	Hou.	L	1/0	2	9	4.5	5	0	0	0	-	-	0	9
12/27	at Mia.	W		(INACTIVE)										
1/3/16	Ten.	W		(INACTIVE)										
Totals			14/0	19	205	10.8	38	1	0	0	-	-	0	205

2014, INDIANAPOLIS (11-5)

Date	Opp.	W/L	GP/GS	RECEIVING					RUSHING					TOTAL OFFENSE
				Rec.	Yds.	Avg.	Lg.	TD	Att.	Yds.	Avg.	Lg.	TD	
9/7	at Den.	L	1/0	0	0	-	-	0	0	0	-	-	0	0
9/15	Phi.	L	1/0	0	0	-	-	0	0	0	-	-	0	0
9/21	at Jac.	W	1/0	0	0	-	-	0	0	0	-	-	0	0
9/28	Ten.	W	1/0	0	0	-	-	0	0	0	-	-	0	0
10/05	Bal.	W	1/0	0	0	-	-	0	0	0	-	-	0	0
10/09	at Hou.	W	1/0	0	0	-	-	0	0	0	-	-	0	0
10/19	Cin.	W	1/0	0	0	-	-	0	0	0	-	-	0	0
10/26	at Pit.	L	1/0	2	23	11.5	18	0	0	0	-	-	0	23
11/3	at NYG	W	1/0	0	0	-	-	0	0	0	-	-	0	0
11/16	NE	L	1/0	0	0	-	-	0	0	0	-	-	0	0
11/23	Jac.	W		(INACTIVE)										
11/30	Was.	W		(INACTIVE)										
12/7	at Cle.	W		(INACTIVE)										
12/14	Hou.	W		(INACTIVE)										
12/21	at Dal.	L		(INACTIVE)										
12/28	at Ten.	W		(INACTIVE)										
Totals			10/0	2	23	11.5	18	0	0	0	-	0	0	23

2013, INDIANAPOLIS (11-5)

Date	Opp.	W/L	GP/GS	RECEIVING					RUSHING					TOTAL OFFENSE
				Rec.	Yds.	Avg.	Lg.	TD	Att.	Yds.	Avg.	Lg.	TD	
9/8	Oak.	W	1/0	0	0	-	-	0	0	0	-	-	0	0
9/15	Mia.	L	1/0	2	28	14.0	22	0	0	0	-	-	0	28
9/22	at SF	W	1/0	0	0	-	-	0	0	0	-	-	0	0
9/29	at Jac.	W		(INACTIVE)										
10/6	Sea.	W		(INACTIVE)										
10/14	at SD	L		(INACTIVE)										
10/20	Den.	W		(INACTIVE)										
11/3	at Hou.	W	1/0	3	32	10.7	17	0	0	0	-	-	0	32
11/10	LAR	L	1/0	3	36	12.0	25	0	0	0	-	-	0	36
11/14	at Ten.	W	1/0	1	6	6.0	6	0	0	0	-	-	0	6
11/24	at Ari.	L		(INACTIVE)										
12/1	Ten.	W		(INACTIVE)										
12/8	at Cin.	L		(INACTIVE)										
12/15	Hou.	W	1/1	4	45	11.3	18	1	0	0	-	-	0	45
12/22	at KC	W	1/1	7	80	11.4	21	0	0	0	-	-	0	80
12/29	Jac.	W	1/1	4	32	8.0	9	1	0	0	-	-	0	32
Totals			9/3	24	259	10.8	25	2	0	0	-	-	0	259
POSTSEASON														
1/4/14	KC	W	1/1	2	26	13.0	17	0	1	0	-	-	0	26
1/11/14	at NE	L	1/0	5	67	13.4	22	0	1	0	-	-	0	67
Totals			2/1	7	93	13.3	22	0	0	0	-	-	0	93



TAHIR WHITEHEAD

59

LINEBACKER
6-2 | 241
TEMPLE
NFL EXP.: 7
RAIDERS EXP.: 1

ACQUIRED: UFA-'18 (Det.)
HOMETOWN:
NEWARK, N.J.
BORN: 04/02/90



TRANSACTIONS: Selected by Detroit Lions in the fifth round (138th overall) of the 2012 NFL Draft, April 28, 2012...Re-signed by Lions as an unrestricted free agent, March 11, 2016...Signed by Oakland Raiders as an unrestricted free agent, March 16, 2018.

CAREER: Versatile linebacker enters his seventh season in the NFL and first with the Raiders after spending his first six years in the league with the Detroit Lions...Started in all 31 appearances over the last two seasons with the Lions, posting 100-plus tackles and leading the team in both campaigns...In 2017, became just the eighth Lions defender since 1991 to record 100-plus tackles in multiple seasons, while also becoming the first Lions defender since 1995 to register four opponent fumble recoveries...In 2016, his 132 stops (99 solo) marked just the 11th time in club history a Lions defensive player had registered at least 130 tackles in a single season, dating back to 1994...Appeared in all 48 games from 2013-15, and emerged onto the scene in 2014 as a constant defensive contributor, starting in 15 contests and finishing second on the team with 77 tackles (55)...Spent his first two seasons as a large contributor on special teams and was voted the team's Yale Lary Special Teams MVP in 2013...Career totals include 93 games played with 54 starts, 378 tackles (268), three sacks, two forced fumbles, four INTs and 18 passes defended...Has also played in two postseason contests, starting in both games, posting 20 tackles (nine) and one sack.

AT A GLANCE

- Seventh-year veteran joins the Raiders after spending his first six seasons with the Detroit Lions.
- Led the Lions in tackles in each of the last two seasons, finishing with 110 in 2017 and 132 in 2016.
- In 2016, he became the seventh Lions defensive player (11th time overall) to register 130-plus tackles in a single season since 1994, with a team-best 132 tackles (99 solo).
- Career totals include 93 games played with 54 starts, 378 tackles (268), three sacks, two forced fumbles, four INTs and 18 passes defended.
- Played in 50 games over four seasons at Temple (2008-11), posting 163 stops (107), seven sacks, one INT, five passes defended, seven forced fumbles and three fumble recoveries.

2017 (with Det.): Started all 16 games contests for the first time in his career...Led the team with 110 stops (78 solo) and added one sack, one INT, two passes defended and four fumble recoveries...With his second consecutive campaign of at least 100 tackles, became just the eighth Lions defender since 1995 to record 100-plus tackles in multiple seasons...(9/10) vs. Ari.: Amassed five tackles on the day...(9/18) at NYG.: Totaled eight stops (five), including an INT and pass defended...(9/24) vs. Atl.: Recorded seven stops in the contest...(10/1) at Min.: Led the team with five stops and recorded a career single-game high with two fumble recoveries...(10/8) vs. Car.: Tallied five tackles in the contest...(10/15) at NO.: Registered six tackles...(10/29) vs. Pitt.: Notched three tackles on the day...(11/6) at GB.: Posted five tackles, two for loss and one sack against the division rivals...(11/12) vs. Cle.: Recorded eight tackles including one for loss...(11/19) at Chi.: Totaled nine tackles including one for loss...(11/23) vs. Min.: Posted a single-game career-high 13 tackles...Became the first Lions defender to register 13-plus stops in a game since Stephen Tulloch on Oct. 18, 2015...(12/3) at Bal.: Made his 50th career start and registered four tackles...(12/10) at TB.: Posted eight tackles and a fumble recovery in the contest...(12/16) vs. Chi.: Recorded nine tackles on defense including one for loss...(12/24) at Cin.: Totaled nine tackles including one for loss...With his nine tackles, became the eighth Lions defender since 1991 to record 100-plus tackles in multiple seasons...(12/31) vs. GB.: Started his 16th game for the first time in his career...Tallied seven tackles and one fumble recovery in the contest...Became the first Lions player since 1995 to record four fumble recoveries in a single season.

2016 (with Det.): Started all 15 games played and tallied a team-best and career-high 132 tackles (99 solo) on the season...Became the seventh Lions defender (11th occurrence overall) to record 130-plus tackles in a single season...His 132 stops ranked ninth most in the NFL...(9/11) at Ind.: Started and recorded 10 tackles and two passes defended in the comeback victory...(9/18) vs. Ten.: Posted 10 tackles, marking the first time in his career recording at least 10 stops in consecutive contests...(9/25) at GB.: Recorded four tackles on defense...(10/2) at Chi.: Recorded eight tackles including one for loss against the division rival...(10/9) vs. Phi.: Set a then-career high with 12 tackles and two passes defended in the contest...(10/16) vs. LAC.: Totaled nine tackles on defense...(10/23) vs. Was.: Recorded 12 stops, marking the fifth game of the season notching at least 10 tackles in a game...Also recorded one pass defended...(10/30) at Hou.: Registered seven tackles on defense...(11/6) at Min.: Recorded 12 tackles on the day...(11/20) vs. Jac.: Notched three tackles on the day...(11/24) vs. Min.: Posted 12 tackles for the third time on the season...Through 11 contests, tallied



101 total stops, marking the first time in his career tallying at least 100 tackles in a season...(12/4) at NO: Inactive due to a knee injury...(12/11) vs. Chi.: Totaled six tackles in his return to the lineup...(12/18) at NYG: Recorded 12 tackles for the fourth time on the year, including one for loss...His 12 stops were a game high...(12/26) at Dal.: Notched six tackles on defense...(1/1/17) vs. GB: Recorded seven tackles in his 15th start, finishing the season with a team-best 132 tackles...Postseason: (1/7/17) at Sea.: Notched a team-leading 14 tackles in the Wild Card playoff game against the Seahawks.

2015 (with Det.): Played in all 16 games for the third consecutive season, including eight starts, posting 47 tackles (36 solo), a career-high two sacks, one INT, six passes defended and one fumble recovery...(9/13) at SD: Notched one tackle in the season opener...(9/20) at Min.: Saw his first start at linebacker and collected two tackles...(9/27) vs. Den.: Rotated in on defense at linebacker and posted two stops...(10/18) vs. Chi.: Rotated in on defense and recorded one tackle and one pass defended...(10/25) vs. Min.: Recorded two tackles including one for loss...(11/1) at KC: Collected one tackle in the contest at Wembley Stadium...(11/15) vs. GB: Started and tied for the team lead with eight tackles...Posted his first career sack when taking down QB Aaron Rodgers...Added one pass defense...(11/22) vs. Oak.: Collected two tackles in the contest...(11/26) vs. Phi.: Led the team with six tackles and also recorded two passes defended...(12/3) at GB.: Started and netted three tackles including two for loss...(12/13) at StL.: Started and posted one tackle...(12/21) at NO: Started and tallied seven tackles and one pass defended in...(12/27) vs. SF: Started at linebacker and recorded four tackles...Also recorded his first career fumble recovery to set up an ensuing TD...(1/3/16) at Chi.: Made his first INT of the season and third of his career while also posting six tackles including two for loss.

2014 (with Det.): Earned his first significant playing time on defense, playing in all 16 contests and making 15 starts at linebacker...Finished second on the team in tackles and recorded his first two INTs...Posted 77 tackles (55 solo), two INTs and five passes defended...(9/8) vs. NYG: Made his first career start...Posted one tackle on the special teams unit...(9/14) at Car.: Recorded three tackles...(9/21) vs. GB: Posted three tackles on the day...(9/28) at NY: Made his first career start at middle linebacker and set a then-career high with 11 tackles, also tying the team lead on the day...(10/5) vs. Buf.: Notched six tackles in the contest...(10/12) at Min.: Registered a career-high two INTs and added six tackles...(10/19) at NO: Posted five stops and one pass defended...(10/26) at Atl.: Recorded five tackles...(11/9) vs. Mia.: Added three tackles to his season total...(11/16) at Ari.: Posted three tackles and one pass defended...(11/23) at NE: Registered five tackles...(11/27) vs. Chi.: Notched seven tackles on the day...(12/7) vs. TB: Posted three tackles...(12/14) vs. Min.: Finished with nine tackles including one for loss...(12/21) at Chi.: Posted three tackles in the victory...(12/28) at GB: Finished with four tackles and added one pass defended in the season finale...Postseason: (1/4/15) at Dal.: Posted six tackles and one sack in his postseason debut.

2013 (with Det.): Played in all 16 contests for the first time in his career as a large contributor on the special teams unit...Finished tied for third on the unit with nine tackles and added one forced fumble...Was voted by teammates as the club's Yale Lary Special Teams MVP...(9/29) vs. Chi.: Posted two special teams tackles and registered one forced fumble on the unit.

2012 (with Det.): Appeared in 14 contests during his rookie campaign, seeing action primarily on special teams...Finished tied for third on the team with 10 tackles on the special teams unit and also recorded one forced fumble...(9/16) at SF: Appeared in his first career game and recorded one special teams tackle and one forced fumble that led to a Lions FG.

COLLEGE: Played in 50 games at Temple over four seasons (2008-11), making 20 starts for the school on defense...Totaled 163 tackles (107 solo), seven sacks, one INT, five passes defended, seven forced fumbles and three fumble recoveries...Started 12-of-13 games in 2011 as a senior...was named to the Butkus Award Watch List and received the Mark Bresani Award for spirit and enthusiasm...Also named second-team All-MAC by Phil Steele after leading the Owls with four forced fumbles, three fumble recoveries and tying for the team lead with 13.5 tackles for loss...Named the Defensive Most Valuable Player of the 2011 Gildan New Mexico Bowl...In 2010, played in all 12 games and made eight starts at outside linebacker after switching from defensive back...Ranked sixth on the team with 56 stops, including two sacks, while also adding one INT, two passes defended and two forced fumbles...In 2009, played in all 13 games in a reserve role as a sophomore...In 2008, played in a reserve role and primarily on special teams in all 12 contests as a freshman...Majored in criminal justice.

PERSONAL: Attended West Side High School in Newark, N.J. ...Was a team captain as a senior in 2007, and helped bring a state championship to the school while playing safety, wide receiver, tight end and running back...Was named to the All-Academic Team as a senior in 2007 and as a sophomore in 2005.

ADDITIONAL STATISTICS: Special teams tackles – 10 in 2012, 9 in 2013, 9 in 2014, 4 in 2015, NFL Totals: 32.

SINGLE-GAME HIGHS: TACKLES: Total – 13, 11/23/17 vs. Min. Solo – 11, 11/24/16 vs. Min. Sacks – 1, three times; last: 11/6/17 at GB. Forced fumbles – 1, two times; last: 9/29/13 vs. Chi. Fumble recoveries – 2, 10/1/17 at Min. Interceptions – 2, 10/12/14 at Min. Passes defended – 2, four times; last: 10/9/16 vs. Phi.

TAHIR WHITEHEAD'S CAREER STATISTICS

Year	Team	GP	GS	TACKLES					Yds.	INTERCEPTIONS					FUMBLES		
				Total	Solo	Asst.	Sacks			No.	Yds.	Lg.	TD	PD	FF	FR	Yds.
2012	Detroit	14	0	0	0	0	0.0	0.0	0	0	-	0	0	1	0	0	
2013	Detroit	16	0	0	0	0	0.0	0.0	0	0	-	0	0	1	0	0	
2014	Detroit	16	15	77	55	22	0.0	0.0	2	2	2	0	5	0	0	0	
2015	Detroit	16	8	47	36	11	2.0	10.0	1	26	26	0	6	0	1	0	
2016	Detroit	16	15	132	99	33	0.0	0.0	0	0	-	0	5	0	0	0	
2017	Detroit	16	16	110	78	32	1.0	2.0	1	18	18	0	2	0	4	0	
Totals		93	54	366	268	98	3.0	12.0	4	46	26	0	18	2	5	0	
POSTSEASON																	
2014	Detroit	1	1	6	6	0	1.0	8.0	0	0	-	0	0	0	0	0	0
2016	Detroit	1	1	14	3	11	0.0	0.0	0	0	-	0	0	0	0	0	0
Totals		2	2	20	9	11	1.0	8.0	0	0	-	0	0	0	0	0	0

TAHIR WHITEHEAD GAME-BY-GAME

2017, DETROIT (9-7)

Date	Opp.	W/L	GP/GS	TACKLES					INTERCEPTIONS					FUMBLES		
				Total	Solo	Asst.	Sacks	Yds.	No.	Yds.	Lg.	TD	PD	FF	FR	Yds.
9/10	Ari.	W	1/1	5	2	3	0.0	0.0	0	0	-	0	0	0	0	0
9/18	at NYG	W	1/1	8	5	3	0.0	0.0	1	18	18	0	1	0	0	0
9/24	Atl.	L	1/1	7	7	0	0.0	0.0	0	0	-	0	0	0	0	0
10/1	at Min.	W	1/1	5	5	0	0.0	0.0	0	0	-	0	0	0	2	0
10/8	Car.	L	1/1	5	5	0	0.0	0.0	0	0	-	0	0	0	0	0
10/15	at NO	L	1/1	6	4	2	0.0	0.0	0	0	-	0	0	0	0	0
10/29	Pit.	L	1/1	3	1	2	0.0	0.0	0	0	-	0	0	0	0	0
11/6	at GB	W	1/1	5	5	0	1.0	2.0	0	0	-	0	0	0	0	0
11/12	Cle.	W	1/1	8	7	1	0.0	0.0	0	0	-	0	1	0	0	0
11/19	at Chi.	W	1/1	9	8	1	0.0	0.0	0	0	-	0	0	0	0	0
11/23	Min.	L	1/1	13	10	3	0.0	0.0	0	0	-	0	0	0	0	0
12/3	at Bal.	L	1/1	4	2	2	0.0	0.0	0	0	-	0	0	0	0	0
12/10	at TB	W	1/1	8	4	4	0.0	0.0	0	0	-	0	0	0	1	0
12/16	Chi.	W	1/1	9	6	3	0.0	0.0	0	0	-	0	0	0	0	0
12/24	at Cin.	L	1/1	8	3	5	0.0	0.0	0	0	-	0	0	0	0	0
12/31	GB	W	1/1	7	4	3	0.0	0.0	0	0	-	0	0	0	1	0
Totals			16/16	110	78	32	1.0	2.0	1	18	18	0	2	0	4	0

2016, DETROIT (9-7)

Date	Opp.	W/L	GP/GS	TACKLES					INTERCEPTIONS					FUMBLES		
				Total	Solo	Asst.	Sacks	Yds.	No.	Yds.	Lg.	TD	PD	FF	FR	Yds.
9/11	at Ind.	W	1/1	10	6	4	0.0	0.0	0	0	-	0	2	0	0	0
9/18	Ten.	L	1/1	10	7	3	0.0	0.0	0	0	-	0	0	0	0	0
9/25	at GB	L	1/1	3	2	1	0.0	0.0	0	0	-	0	0	0	0	0
10/2	at Chi.	L	1/1	11	8	3	0.0	0.0	0	0	-	0	0	0	0	0
10/9	Phi.	W	1/1	12	10	2	0.0	0.0	0	0	-	0	2	0	0	0
10/16	LAR	W	1/1	9	7	2	0.0	0.0	0	0	-	0	0	0	0	0
10/23	Was.	W	1/1	12	8	4	0.0	0.0	0	0	-	0	1	0	0	0
10/30	at Hou.	L	1/1	7	4	3	0.0	0.0	0	0	-	0	0	0	0	0
11/6	at Min.	W	1/1	12	9	3	0.0	0.0	0	0	-	0	0	0	0	0
11/20	Jac.	W	1/1	3	2	1	0.0	0.0	0	0	-	0	0	0	0	0
11/24	Min.	W	1/1	12	11	1	0.0	0.0	0	0	-	0	0	0	0	0
12/4	at NO	W		(INACTIVE - KNEE)												
12/11	Chi.	W	1/1	6	5	1	0.0	0.0	0	0	-	0	0	0	0	0
12/18	at NYG	L	1/1	12	10	2	0.0	0.0	0	0	-	0	0	0	0	0
12/26	at Dal.	L	1/1	6	4	2	0.0	0.0	0	0	-	0	0	0	0	0
1/1/17	GB	L	1/1	7	6	1	0.0	0.0	0	0	-	0	0	0	0	0
Totals			15/15	132	99	33	1.0	4.0	0	0	-	0	5	0	0	0
POSTSEASON																
1/7/17	at Sea.	L	1/1	14	3	11	0.0	0.0	0	0	-	0	0	0	0	0

2015, DETROIT (7-9)

Date	Opp.	W/L	GP/GS	TACKLES					INTERCEPTIONS					FUMBLES		
				Total	Solo	Asst.	Sacks	Yds.	No.	Yds.	Lg.	TD	PD	FF	FR	Yds.
9/13	at SD	L	1/0	1	1	0	0.0	0.0	0	0	-	0	0	0	0	0
9/20	at Min.	L	1/0	3	2	1	0.0	0.0	0	0	-	0	0	0	0	0
9/27	Den.	L	1/0	2	0	2	0.0	0.0	0	0	-	0	0	0	0	0
10/5	at Sea.	L	1/0	0	0	0	0.0	0.0	0	0	-	0	0	0	0	0
10/11	Ari.	L	1/0	0	0	0	0.0	0.0	0	0	-	0	0	0	0	0
10/18	Chi.	W	1/0	1	1	0	0.0	0.0	0	0	-	0	1	0	0	0
10/25	Min.	L	1/0	2	2	0	0.0	0.0	0	0	-	0	0	0	0	0
11/1	at KC	L	1/0	1	1	0	0.0	0.0	0	0	-	0	0	0	0	0
11/15	at GB	W	1/1	8	7	1	1.0	7.0	0	0	-	0	1	0	0	0
11/22	Oak.	W	1/1	2	2	0	0.0	0.0	0	0	-	0	0	0	0	0
11/26	Phi.	W	1/1	6	4	2	0.0	0.0	0	0	-	0	2	0	0	0
12/3	GB	L	1/1	3	3	0	0.0	0.0	0	0	-	0	0	0	0	0
12/13	at StL.	L	1/1	1	1	0	0.0	0.0	0	0	-	0	0	0	0	0
12/21	at NO	W	1/1	7	4	3	0.0	0.0	0	0	-	0	1	0	0	0
12/27	SF	W	1/1	4	4	0	0.0	0.0	0	0	-	0	0	0	1	0
1/3/16	at Chi.	W	1/1	6	4	2	1.0	3.0	1	26	26	0	1	0	0	0
Totals			16/8	47	36	11	2.0	10.0	1	26	26	0	6	0	1	0

TAHIR WHITEHEAD GAME-BY-GAME 2014, DETROIT (11-5)

Date	Opp.	W/L	GP/GS	TACKLES					INTERCEPTIONS					FUMBLES		
				Total	Solo	Asst.	Sacks	Yds.	No.	Yds.	Lg.	TD	PD	FF	FR	Yds.
9/8	NYG	W	1/1	0	0	0	0.0	0.0	0	0	-	0	0	0	0	0
9/14	at Car.	L	1/1	4	1	3	0.0	0.0	0	0	-	0	0	0	0	0
9/21	GB	W	1/0	3	2	1	0.0	0.0	0	0	-	0	0	0	0	0
9/28	at NYJ	W	1/1	11	4	7	0.0	0.0	0	0	-	0	0	0	0	0
10/5	Buf.	L	1/1	6	3	3	0.0	0.0	0	0	-	0	0	0	0	0
10/12	at Min.	W	1/1	6	5	1	0.0	0.0	2	2	2	0	2	0	0	0
10/19	NO	W	1/1	5	4	1	0.0	0.0	0	0	-	0	1	0	0	0
10/26	at Atl.	W	1/1	5	5	0	0.0	0.0	0	0	-	0	0	0	0	0
11/9	Mia.	W	1/1	3	2	1	0.0	0.0	0	0	-	0	0	0	0	0
11/16	at Ari.	L	1/1	3	2	1	0.0	0.0	0	0	-	0	1	0	0	0
11/23	at NE	L	1/1	5	5	0	0.0	0.0	0	0	-	0	0	0	0	0
11/27	Chi.	W	1/1	7	6	1	0.0	0.0	0	0	-	0	0	0	0	0
12/7	TB	W	1/1	3	3	0	0.0	0.0	0	0	-	0	0	0	0	0
12/14	Min.	W	1/1	9	8	1	0.0	0.0	0	0	-	0	0	0	0	0
12/21	at Chi.	W	1/1	3	3	0	0.0	0.0	0	0	-	0	0	0	0	0
12/28	at GB	L	1/1	4	2	2	0.0	0.0	0	0	-	0	1	0	0	0
Totals			16/15	77	55	22	0.0	0.0	2	2	2	0	5	0	0	0

POSTSEASON

1/4/15	at Dal.	L	1/1	6	6	0	1.0	8.0	0	0	-	0	0	0	0	0
--------	---------	---	-----	---	---	---	-----	-----	---	---	---	---	---	---	---	---

2013, DETROIT (7-9)

Date	Opp.	W/L	GP/GS	TACKLES					INTERCEPTIONS					FUMBLES		
				Total	Solo	Asst.	Sacks	Yds.	No.	Yds.	Lg.	TD	PD	FF	FR	Yds.
9/8	Min.	W	1/0	0	0	0	0.0	0.0	0	0	-	0	0	0	0	0
9/15	at Ari.	L	1/0	0	0	0	0.0	0.0	0	0	-	0	0	0	0	0
9/22	at Was.	W	1/0	0	0	0	0.0	0.0	0	0	-	0	0	0	0	0
9/29	Chi.	W	1/0	0	0	0	0.0	0.0	0	0	-	0	0	1	0	0
10/6	at GB	L	1/0	0	0	0	0.0	0.0	0	0	-	0	0	0	0	0
10/13	at Cle.	W	1/0	0	0	0	0.0	0.0	0	0	-	0	0	0	0	0
10/20	Cin.	L	1/0	0	0	0	0.0	0.0	0	0	-	0	0	0	0	0
10/27	Dal.	W	1/0	0	0	0	0.0	0.0	0	0	-	0	0	0	0	0
11/10	at Chi.	W	1/0	0	0	0	0.0	0.0	0	0	-	0	0	0	0	0
11/17	at Pit.	L	1/0	0	0	0	0.0	0.0	0	0	-	0	0	0	0	0
11/24	TB	L	1/0	0	0	0	0.0	0.0	0	0	-	0	0	0	0	0
11/28	GB	W	1/0	0	0	0	0.0	0.0	0	0	-	0	0	0	0	0
12/8	at Phi.	L	1/0	0	0	0	0.0	0.0	0	0	-	0	0	0	0	0
12/16	Bal.	L	1/0	0	0	0	0.0	0.0	0	0	-	0	0	0	0	0
12/22	NYG	L	1/0	0	0	0	0.0	0.0	0	0	-	0	0	0	0	0
12/29	at Min.	L	1/0	0	0	0	0.0	0.0	0	0	-	0	0	0	0	0
Totals			16/0	0	0	0	0.0	0.0	0	0	-	0	0	1	0	0

2012, DETROIT (4-12)

Date	Opp.	W/L	GP/GS	TACKLES					INTERCEPTIONS					FUMBLES		
				Total	Solo	Asst.	Sacks	Yds.	No.	Yds.	Lg.	TD	PD	FF	FR	Yds.
9/9	StL	W														
9/16	at SF	L	1/0	0	0	0	0.0	0.0	0	0	-	0	0	1	0	0
9/23	at Ten.	L	1/0	0	0	0	0.0	0.0	0	0	-	0	0	0	0	0
9/30	Min.	L	1/0	0	0	0	0.0	0.0	0	0	-	0	0	0	0	0
10/14	at Phi.	W														
10/22	at Chi.	L	1/0	0	0	0	0.0	0.0	0	0	-	0	0	0	0	0
10/28	Sea.	W	1/0	0	0	0	0.0	0.0	0	0	-	0	0	0	0	0
11/4	at Jac.	W	1/0	0	0	0	0.0	0.0	0	0	-	0	0	0	0	0
11/11	at Min.	L	1/0	0	0	0	0.0	0.0	0	0	-	0	0	0	0	0
11/18	GB	L	1/0	0	0	0	0.0	0.0	0	0	-	0	0	0	0	0
11/22	Hou.	L	1/0	0	0	0	0.0	0.0	0	0	-	0	0	0	0	0
12/2	Ind.	L	1/0	0	0	0	0.0	0.0	0	0	-	0	0	0	0	0
12/9	at GB	L	1/0	0	0	0	0.0	0.0	0	0	-	0	0	0	0	0
12/16	at Ari.	L	1/0	0	0	0	0.0	0.0	0	0	-	0	0	0	0	0
12/22	Atl.	L	1/0	0	0	0	0.0	0.0	0	0	-	0	0	0	0	0
12/30	Chi.	L	1/0	0	0	0	0.0	0.0	0	0	-	0	0	0	0	0
Totals			14/0	0	0	0	0.0	0.0	0	0	-	0	0	1	0	0



ISAAC WHITNEY

19

WIDE RECEIVER
6-2 | 204
USC
NFL EXP.: 1
RAIDERS EXP.: 1

ACQUIRED: FA-'17
HOMETOWN:
MOORE, OKLA.
BORN: 06/22/94



TRANSACTIONS: Signed by Oakland Raiders as an undrafted free agent, May 5, 2017...Waived by Raiders, Sept. 2, 2017...Signed by Raiders to practice squad, Sept. 3, 2017...Signed by Raiders to active roster, Nov. 29, 2017.

2017: Appeared in two games in a reserve role on offense and special teams...Signed to practice squad on Sept. 3...Signed to active roster on Nov. 29, making his NFL debut Week 13 vs. NYG...(12/3) vs. NYG: Made his NFL debut on both offense and special teams, helping pin one of P Marquette King's punts inside the 5-yard line...(12/17) vs. Dal.: Saw limited action on both offense and special teams...(12/25) at Phi.: Inactive.

COLLEGE: Played two years at USC after transferring from Riverside (Calif.) Community College...Also played at Central Oklahoma...Totalled 11 catches for 144 yards (13.1 avg.) and two TDs at USC...As a senior, played in all 13 games and totaled three catches for 32 yards...Also ran track, running the second leg on the 400-meter relay team and helping team to a second place finish at the Pac-12 Championships in 2016...As a junior, appeared in five games with one start and totaled eight receptions for 112 yards and two TDs...Missed final nine games of the season due to injury...As a sophomore at Riverside Community College, named PrepStar JUCO All-American and All-Southern California Football Association National Division Central League Second Team...Totalled 49 receptions for 809 yards (16.5 avg.) with four TDs...Also returned six kickoffs for 128 yards (21.3 avg.)...Led team to a 10-2 record and a No. 1 rank in the state...Team also captured the Southern California Football Association National Central championship...Team won the National Bowl and advanced to the California Community College Athletic Association state semifinals...As a redshirt freshman at Central Oklahoma, totaled 11 catches for 100 yards (9.1 avg.)...Added a tackle and a fumble recovery...Redshirted as a true freshman.

PERSONAL: Attended Southmoore High School in Moore, Okla. ...As a senior, played wide receiver and defensive back...Named PrepStar All-Midlands Region and All-District 6A-3...Totalled 25 receptions for 415 yards (16.6 avg.) and seven TDs...Also had a 73-yard TD run...Also participated in track and field...Joined the Raiders receiving corps in the Raiders bike giveaway, donating bikes to local children during the holiday season.


ISAAC WHITNEY'S CAREER STATISTICS

Year	Team	RECEIVING								RUSHING					TOTAL OFFENSE
		GP	GS	Rec.	Yds.	Avg.	Lg.	TD		Att.	Yds.	Avg.	Lg.	TD	
2017	Oakland	2	0	0	0	-	-	0		0	0	-	-	0	0
Totals		2	0	0	0	-	-	0		0	0	-	-	0	0

ISAAC WHITNEY GAME-BY-GAME

2017, OAKLAND (6-10)

Date	Opp.	W/L	GP/GS	RECEIVING					TD	RUSHING					TOTAL OFFENSE
				Rec.	Yds.	Avg.	Lg.			Att.	Yds.	Avg.	Lg.	TD	
9/10	at Ten.	W							(PRACTICE SQUAD)						
9/17	NYJ	W							(PRACTICE SQUAD)						
9/24	at Was.	L							(PRACTICE SQUAD)						
10/1	at Den.	L							(PRACTICE SQUAD)						
10/8	Bal.	L							(PRACTICE SQUAD)						
10/15	LAC	L							(PRACTICE SQUAD)						
10/19	KC	W							(PRACTICE SQUAD)						
10/29	at Buf.	L							(PRACTICE SQUAD)						
11/5	at Mia.	W							(PRACTICE SQUAD)						
11/19	NE	L							(PRACTICE SQUAD)						
11/26	Den.	W							(PRACTICE SQUAD)						
12/3	NYG	W	1/0	0	0	-	-	0		0	0	-	-	0	0
12/10	at KC	L							(INACTIVE)						
12/17	Dal.	L	1/0	0	0	-	-	0		0	0	-	-	0	0
12/25	at Phi.	L							(INACTIVE)						
12/31	at LAC	L							(INACTIVE)						
Totals			2/0	0	0	-	-	0		0	0	-	-	0	0



KYLE WILBER

58

LINEBACKER
6-4 | 245
WAKE FOREST
NFL EXP.: 7
RAIDERS EXP.: 1

ACQUIRED: UFA-'18 (Dal.)
HOMETOWN:
APOPKA, FLA.
BORN: 04/26/89



TRANSACTIONS: Selected by Dallas Cowboys in the fourth round (113th overall) of the 2012 NFL Draft, April 28, 2012...Released by Cowboys as a free agent, March 11, 2016...Signed by Oakland Raiders as an unrestricted free agent, March 17, 2018.

CAREER: Versatile linebacker enters his first season with the Raiders after signing with the team in the offseason...Spent his first six seasons with the Dallas Cowboys after he was drafted by the team in 2012...Has played linebacker and defensive end over his career, and has served as a key special teams performer...Career totals include 89 games played with 16 starts, 90 tackles (60 solo), 3.5 sacks, three forced fumbles, five fumble recoveries and two passes defended...Has also added 22 special teams tackles...Has played in 16 games in four of his six years...Played in all 16 games for Dallas in 2017, primarily on special teams...Tied for the team lead with nine special teams stops in 2015...Posted a career-high 43 tackles (30 solo), a career-high two sacks, one forced fumble and two fumble recoveries in 2013.

AT A GLANCE

- Joins the Raiders for his first year in Silver and Black after six seasons with the Dallas Cowboys.
- Has played linebacker and defensive end over his career, and has served as a key special teams performer.
- Tied for the team lead with nine special teams stops in 2015.
- Posted a career-high 43 tackles (30 solo), a career-high two sacks, one forced fumble and two fumble recoveries in 2013.
- His 13.5 sacks over four seasons at Wake Forest rank sixth on the school's all-time list.

2017 (with Dal.): Played in all 16 games, appearing primarily on special teams...Totaled four tackles on defense and six on special teams...(9/10) vs. NYG: Appeared on special teams...(9/17) at Den.: Tallied two tackles on defense and two on special teams...(9/25) at Ari.: Saw action on defense and special teams...(10/1) vs. LAR: Made one special teams stop...(10/8) vs. GB: Notched one tackle on defense...(10/22) at SF: Posted one tackle on defense and added two special teams stops...(10/29) at Was.: Appeared primarily on special teams...(11/23) vs. LAC: Tallied one special teams stop...(11/30) vs. Was.: Tallied three special teams tackles and forced a fumble that was recovered by LS L.P. Ladouceur...(12/24) vs. Sea.: Appeared on special teams.

2016 (with Dal.): Saw action in 15 games with one start, playing both linebacker and defensive end...Totaled three tackles on defense, one forced fumble and two fumble recoveries...Added five special teams stops...(9/11) vs. NYG: Saw time at defensive end and posted one tackle in the victory...(10/9) vs. Cin.: Started at linebacker and but was forced out of the game with a neck injury...(12/1) at Min.: Tallied two special team tackles...Also forced and recovered a fumble inside the Vikings' 10-yard line that led to a Cowboys TD...(12/26) vs. Det.: Tallied one special teams stop and added one fumble recovery on defense...(1/1/17) at Phi.: Saw extended action on defense and posted one tackle.

2015 (with Dal.): Played in all 16 games for the third straight season...Started six games at linebacker, totaling 17 tackles (12 solo) on defense...Tied for the team lead with nine special teams stops on the year...(9/13) vs. NYG: Tallied two tackles and two special teams tackles...(9/20) at Phi.: Posted two special teams tackles and scooped up a blocked punt and raced 26 yards for his first career TD in the win...(11/8) vs. Phi.: Appeared in his 50th career NFL contest and tallied two tackles on defense...(11/15) at TB: Started at linebacker and posted two tackles...(11/26) vs. Car.: Notched six tackles in the Thanksgiving Day game...(12/19) vs. NYJ: Tallied two tackles.

2014 (with Dal.): Played in all 16 games and made three starts on the year...Totaled 21 tackles (12 solo), 1.5 sacks, one fumble recovery and one pass defended...(9/14) at Ten.: Posted one tackle and 0.5 sacks in the victory...(9/21) at StL.: Started at linebacker and finished with a career-high nine tackles in the victory...(12/14) at Phi.: Recorded a fumble recovery in the fourth quarter that led to a FG...(12/21) vs. Ind.: Started and tallied two tackles and one sack in the NFC East-clinching victory...(12/28) at Was.: Started and posted two tackles in the victory...Postseason: (1/4/15) vs. Det.: Tallied two tackles and one INT on defense...Picked off QB Matthew Stafford on the first play of the second half...Added one special teams stop.

2013 (with Dal.): Appeared in all 16 games for the first time in his career and made six starts...Saw time at both defensive end and linebacker...Posted a career-high 43 tackles (30 solo), a career-high two sacks, one forced fumble and two fumble recoveries...Added three special teams stops...(9/22) vs. StL.: Tallied his first career sack in the victory...(10/13) at Was.: Saw extended playing time on defense and posted one tackle and one sack...Also added a forced fumble and fumble recovery on the play, the firsts of his career...(10/20) at Phi.: Made his first career start and posted one tackle...(10/27) at Det.: Finished with four tackles...(11/24) at NYG: Moved to linebacker and tallied a season-high seven tackles...(11/28) vs. Oak.: Tallied six tackles and one fumble recovery, leading to a Cowboys TD...Added one special teams tackle.

2012 (with Dal.): Played in 10 games during his rookie season...Was limited by a thumb injury suffered in the preseason...Tallied two tackles on defense and six on special teams...(9/23) vs. TB: Made his NFL debut in the victory...(10/1) vs. Chi.: Recorded his first career tackle...(11/4) at Atl.: Appeared on special teams and recorded his first career special teams stop.

COLLEGE: Appeared in 43 games over four seasons at Wake Forest...Totaled 195 tackles, 13.5 sacks, six forced fumbles, one fumble recovery and six passes defended...His 195 tackles ranked 13th all-time in school history and his 13.5 sacks rank sixth...Also blocked four kicks...Started all 13 games at linebacker as a senior...Finished second on the team with a career-high 70 tackles...Tied for the team lead with 3.5 sacks and added three forced fumbles, one fumble recovery and one pass defended...Earned third-team All-ACC honors from The NFL Draft Report as a senior...Started all 12 games as linebacker as a junior...Led the team with six sacks and posted 65 tackles, four passes defended and two blocked kicks...Played in five games as a sophomore, finishing with 18 tackles and one sack...Appeared in 13 games as a freshman and recorded 42 tackles, three sacks and one fumble recovery...Majored in sociology and communications.

PERSONAL: Attended Apopka (Fla.) High School...Earned first-team All-Central Florida, All-Orange County and all-metro conference selections and was chosen to play in the Central Florida All-Star game following his senior year...Was also Florida Class 6A all-state third-team selection as a senior as he helped Apopka to an 8-2 record while recording 55 tackles, four sacks and one fumble recovery...Also participated in weightlifting and wrestling.

ADDITIONAL STATISTICS: Special teams tackles – 3 in 2012, 1 in 2013, 3 in 2014, 4 in 2015, 5 in 2016, 6 in 2017; NFL totals: 22.

SINGLE-GAME HIGHS: TACKLES: Total – 10, 12/9/13 at Chi. Solo – 9, 12/9/13 at Chi. Sacks – 1, three times; last: 12/21/14 vs. Ind. Forced fumbles – 1, three times; last: 11/30/17 vs. Was. Fumble recoveries – 1, five times; last: 12/26/16 vs. Det. Passes defended – 2, 10/12/14 at Sea.

KYLE WILBER'S CAREER STATISTICS

Year	Team	GP	GS	TACKLES					Yds.	INTERCEPTIONS					FUMBLES		
				Total	Solo	Asst.	Sacks			No.	Yds.	Lg.	TD	PD	FF	FR	Yds.
2012	Dallas	10	0	2	1	1	0.0	0.0	0.0	0	0	-	0	0	0	0	0
2013	Dallas	16	6	43	30	13	2.0	17.0	17.0	0	0	-	0	0	1	2	1
2014	Dallas	16	3	21	13	8	1.5	8.0	8.0	0	0	-	0	2	0	1	0
2015	Dallas	16	6	17	12	5	0.0	0.0	0.0	0	0	-	0	0	0	0	0
2016	Dallas	15	1	3	2	1	0.0	0.0	0.0	0	0	-	0	0	1	2	0
2017	Dallas	16	0	4	2	2	0.0	0.0	0.0	0	0	-	0	0	1	0	0
Totals		89	16	90	60	30	3.5	25.0		0	0	-	0	2	3	5	1
POSTSEASON																	
2014	Dallas	2	0	2	1	1	0.0	0.0	0.0	1	5	5	0	1	0	0	0
2016	Dallas	1	0	0	0	0	0.0	0.0	0.0	0	0	-	0	0	0	0	0
Totals		3	0	2	1	1	0.0	0.0		1	5	5	0	1	0	0	0

KYLE WILBER GAME-BY-GAME

2017, DALLAS (9-7)

Date	Opp.	W/L	GP/GS	TACKLES					Yds.	INTERCEPTIONS					FUMBLES		
				Total	Solo	Asst.	Sacks			No.	Yds.	Lg.	TD	PD	FF	FR	Yds.
9/10	NYG	W	1/0	0	0	0	0.0	0.0	0.0	0	0	-	0	0	0	0	0
9/17	at Den.	L	1/0	1	1	0	0.0	0.0	0.0	0	0	-	0	0	0	0	0
9/25	at Ari.	W	1/0	0	0	0	0.0	0.0	0.0	0	0	-	0	0	0	0	0
10/1	LAR	L	1/0	0	0	0	0.0	0.0	0.0	0	0	-	0	0	0	0	0
10/8	GB	L	1/0	1	0	1	0.0	0.0	0.0	0	0	-	0	0	0	0	0
10/22	at SF	W	1/0	1	1	0	0.0	0.0	0.0	0	0	-	0	0	0	0	0
10/29	at Was.	W	1/0	0	0	0	0.0	0.0	0.0	0	0	-	0	0	0	0	0
11/5	KC	W	1/0	0	0	0	0.0	0.0	0.0	0	0	-	0	0	0	0	0
11/12	at Atl.	L	1/0	1	0	1	0.0	0.0	0.0	0	0	-	0	0	0	0	0
11/19	Phi.	L	1/0	0	0	0	0.0	0.0	0.0	0	0	-	0	0	0	0	0
11/23	LAC	L	1/0	0	0	0	0.0	0.0	0.0	0	0	-	0	0	0	0	0
11/30	Was.	W	1/0	0	0	0	0.0	0.0	0.0	0	0	-	0	0	1	0	0
12/10	at NYG	W	1/0	0	0	0	0.0	0.0	0.0	0	0	-	0	0	0	0	0
12/17	at Oak.	W	1/0	0	0	0	0.0	0.0	0.0	0	0	-	0	0	0	0	0
12/24	Sea.	L	1/0	0	0	0	0.0	0.0	0.0	0	0	-	0	0	0	0	0
12/31	at Phi.	W	1/0	0	0	0	0.0	0.0	0.0	0	0	-	0	0	0	0	0
Totals			16/0	4	2	2	0.0	0.0		0	0	-	0	0	1	0	0

2016, DALLAS (13-3)

Date	Opp.	W/L	GP/GS	TACKLES					Yds.	INTERCEPTIONS					FUMBLES		
				Total	Solo	Asst.	Sacks			No.	Yds.	Lg.	TD	PD	FF	FR	Yds.
9/11	NYG	L	1/0	1	1	0	0.0	0.0	0.0	0	0	-	0	0	0	0	0
9/18	at Was.	W	1/0	0	0	0	0.0	0.0	0.0	0	0	-	0	0	0	0	0
9/25	Chi.	W	1/0	2	1	1	0.0	0.0	0.0	0	0	-	0	0	0	0	0
10/2	at SF	W	1/0	0	0	0	0.0	0.0	0.0	0	0	-	0	0	0	0	0
10/9	Cin.	W	1/1	0	0	0	0.0	0.0	0.0	0	0	-	0	0	0	0	0
10/16	at GB	W		(INACTIVE - NECK)													
10/30	Phi.	W	1/0	0	0	0	0.0	0.0	0.0	0	0	-	0	0	0	0	0
11/6	at Cle.	W	1/0	0	0	0	0.0	0.0	0.0	0	0	-	0	0	0	0	0
11/13	at Pit.	W	1/0	0	0	0	0.0	0.0	0.0	0	0	-	0	0	0	0	0
11/20	Bal.	W	1/0	0	0	0	0.0	0.0	0.0	0	0	-	0	0	0	0	0
11/24	Was.	W	1/0	0	0	0	0.0	0.0	0.0	0	0	-	0	0	0	0	0
12/1	at Min.	W	1/0	0	0	0	0.0	0.0	0.0	0	0	-	0	0	1	1	0
12/11	at NYG	L	1/0	0	0	0	0.0	0.0	0.0	0	0	-	0	0	0	0	0
12/18	TB	W	1/0	0	0	0	0.0	0.0	0.0	0	0	-	0	0	0	0	0
12/26	Det.	W	1/0	0	0	0	0.0	0.0	0.0	0	0	-	0	0	0	1	0
1/1/17	at Phi.	L	1/0	0	0	0	0.0	0.0	0.0	0	0	-	0	0	0	0	0
Totals			15/1	3	2	1	0.0	0.0		0	0	-	0	0	1	2	0
POSTSEASON																	
1/15/17	GB	L	1/0	0	0	0	0.0	0.0	0.0	0	0	-	0	0	0	0	0

KYLE WILBER GAME-BY-GAME 2015, DALLAS (4-12)

Date	Opp.	W/L	GP/GS	TACKLES					Yds.	INTERCEPTIONS					FUMBLES		
				Total	Solo	Asst.	Sacks			No.	Yds.	Lg.	TD	PD	FF	FR	Yds.
9/13	NYG	W	1/1	2	2	0	0.0	0.0	0.0	0	0	-	0	0	0	0	0
9/20	at Phi.	W	1/0	0	0	0	0.0	0.0	0.0	0	0	-	0	0	0	0	0
9/27	Atl.	L	1/1	4	2	2	0.0	0.0	0.0	0	0	-	0	0	0	0	0
10/4	at NO	L	1/0	0	0	0	0.0	0.0	0.0	0	0	-	0	0	0	0	0
10/11	NE	L	1/0	1	1	0	0.0	0.0	0.0	0	0	-	0	0	0	0	0
10/25	at NYG	L	1/0	0	0	0	0.0	0.0	0.0	0	0	-	0	0	0	0	0
11/1	Sea.	L	1/1	0	0	0	0.0	0.0	0.0	0	0	-	0	0	0	0	0
11/8	Phi.	L	1/0	2	2	0	0.0	0.0	0.0	0	0	-	0	0	0	0	0
11/15	at TB	L	1/1	2	2	0	0.0	0.0	0.0	0	0	-	0	0	0	0	0
11/22	at Mia.	W	1/0	0	0	0	0.0	0.0	0.0	0	0	-	0	0	0	0	0
11/26	Car.	L	1/0	3	1	2	0.0	0.0	0.0	0	0	-	0	0	0	0	0
12/7	at Was.	W	1/0	0	0	0	0.0	0.0	0.0	0	0	-	0	0	0	0	0
12/13	at GB	L	1/0	0	0	0	0.0	0.0	0.0	0	0	-	0	0	0	0	0
12/19	NYJ	L	1/1	1	1	0	0.0	0.0	0.0	0	0	-	0	0	0	0	0
12/27	at Buf.	L	1/0	0	0	0	0.0	0.0	0.0	0	0	-	0	0	0	0	0
1/3/16	Was.	L	1/1	2	1	1	0.0	0.0	0.0	0	0	-	0	0	0	0	0
Totals			16/6	17	12	5	0.0	0.0	0.0	0	0	-	0	0	0	0	0

2014, DALLAS (12-4)


Date	Opp.	W/L	GP/GS	TACKLES					Yds.	INTERCEPTIONS					FUMBLES		
				Total	Solo	Asst.	Sacks			No.	Yds.	Lg.	TD	PD	FF	FR	Yds.
9/7	SF	L	1/0	0	0	0	0.0	0.0	0.0	0	0	-	0	0	0	0	0
9/14	at Ten.	W	1/0	2	1	1	0.5	1.0	1.0	0	0	-	0	0	0	0	0
9/21	at StL.	W	1/1	8	4	4	0.0	0.0	0.0	0	0	-	0	0	0	0	0
9/28	NO	W	1/0	0	0	0	0.0	0.0	0.0	0	0	-	0	0	0	0	0
10/5	Hou.	W	1/0	0	0	0	0.0	0.0	0.0	0	0	-	0	0	0	0	0
10/12	at Sea.	W	1/0	0	0	0	0.0	0.0	0.0	0	0	-	0	2	0	0	0
10/19	NYG	W	1/0	1	0	1	0.0	0.0	0.0	0	0	-	0	0	0	0	0
10/27	Was.	L	1/0	1	1	0	0.0	0.0	0.0	0	0	-	0	0	0	0	0
11/2	Ari.	L	1/0	1	1	0	0.0	0.0	0.0	0	0	-	0	0	0	0	0
11/9	at Jac.	W	1/0	1	1	0	0.0	0.0	0.0	0	0	-	0	0	0	0	0
11/23	at NYG	W	1/0	2	1	1	0.0	0.0	0.0	0	0	-	0	0	0	0	0
11/27	Phi.	L	1/0	1	1	0	0.0	0.0	0.0	0	0	-	0	0	0	0	0
12/4	at Chi.	W	1/0	0	0	0	0.0	0.0	0.0	0	0	-	0	0	0	0	0
12/14	at Phi.	W	1/0	0	0	0	0.0	0.0	0.0	0	0	-	0	0	0	1	0
12/21	Ind.	W	1/1	2	2	0	1.0	7.0	7.0	0	0	-	0	0	0	0	0
12/28	at Was.	W	1/1	2	1	1	0.0	0.0	0.0	0	0	-	0	0	0	0	0
Totals			16/3	21	13	8	1.5	8.0	8.0	0	0	-	0	2	0	1	0
POSTSEASON																	
1/4/15	Det.	W	1/0	2	1	1	0.0	0.0	0.0	1	5	5	0	1	0	0	0
1/11/15	at GB	L	1/0	0	0	0	0.0	0.0	0.0	0	0	-	0	0	0	0	0
Totals			2/0	2	1	1	0.0	0.0	0.0	1	5	5	0	1	0	0	0

KYLE WILBER GAME-BY-GAME 2013, DALLAS (8-8)

Date	Opp.	W/L	GP/GS	TACKLES					INTERCEPTIONS					FUMBLES		
				Total	Solo	Asst.	Sacks	Yds.	No.	Yds.	Lg.	TD	PD	FF	FR	Yds.
9/8	NYG	W	1/0	0	0	0	0.0	0.0	0	0	-	0	0	0	0	0
9/15	at KC	L	1/0	0	0	0	0.0	0.0	0	0	-	0	0	0	0	0
9/22	StL.	W	1/0	1	1	0	1.0	10.0	0	0	-	0	0	0	0	0
9/29	at SD	L	1/0	1	0	1	0.0	0.0	0	0	-	0	0	0	0	0
10/6	Den.	L	1/0	1	0	1	0.0	0.0	0	0	-	0	0	0	0	0
10/13	Was.	W	1/0	3	3	0	1.0	7.0	0	0	-	0	0	1	1	1
10/20	at Phi.	W	1/1	1	1	0	0.0	0.0	0	0	-	0	0	0	0	0
10/27	at Det.	L	1/1	3	2	1	0.0	0.0	0	0	-	0	0	0	0	0
11/3	Min.	W	1/0	1	1	0	0.0	0.0	0	0	-	0	0	0	0	0
11/10	at NO	L	1/0	1	1	0	0.0	0.0	0	0	-	0	0	0	0	0
11/24	at NYG	W	1/0	7	4	3	0.0	0.0	0	0	-	0	0	0	0	0
11/28	Oak.	W	1/1	4	1	3	0.0	0.0	0	0	-	0	0	0	1	0
12/9	at Chi.	L	1/1	10	9	1	0.0	0.0	0	0	-	0	0	0	0	0
12/15	GB	L	1/1	3	2	1	0.0	0.0	0	0	-	0	0	0	0	0
12/22	at Was.	W	1/1	5	4	1	0.0	0.0	0	0	-	0	0	0	0	0
12/29	Phi.	L	1/0	2	1	1	0.0	0.0	0	0	-	0	0	0	0	0
Totals			16/6	43	30	13	2.0	17.0	0	0	-	0	0	1	2	1

2012, DALLAS (8-8)

Date	Opp.	W/L	GP/GS	TACKLES					INTERCEPTIONS					FUMBLES		
				Total	Solo	Asst.	Sacks	Yds.	No.	Yds.	Lg.	TD	PD	FF	FR	Yds.
9/5	at NYG	W		(INACTIVE - THUMB)												
9/16	at Sea.	L		(INACTIVE - THUMB)												
9/23	TB	W	1/0	0	0	0	0.0	0.0	0	0	-	0	0	0	0	0
10/1	Chi.	L	1/0	0	0	0	0.0	0.0	0	0	-	0	0	0	0	0
10/14	at Bal.	L		(INACTIVE)												
10/21	at Car.	W		(INACTIVE)												
10/28	NYG	L		(INACTIVE)												
11/4	at Atl.	L	1/0	0	0	0	0.0	0.0	0	0	-	0	0	0	0	0
11/11	at Phi.	W	1/0	1	1	0	0.0	0.0	0	0	-	0	0	0	0	0
11/18	Cle.	W	1/0	0	0	0	0.0	0.0	0	0	-	0	0	0	0	0
11/22	Was.	L	1/0	0	0	0	0.0	0.0	0	0	-	0	0	0	0	0
12/2	Phi.	W	1/0	1	0	1	0.0	0.0	0	0	-	0	0	0	0	0
12/9	at Cin.	W		(INACTIVE)												
12/16	Pit.	W	1/0	0	0	0	0.0	0.0	0	0	-	0	0	0	0	0
12/23	NO	L	1/0	0	0	0	0.0	0.0	0	0	-	0	0	0	0	0
12/30	at Was.	L	1/0	0	0	0	0.0	0.0	0	0	-	0	0	0	0	0
Totals			10/0	2	1	1	0.0	0.0	0	0	-	0	0	0	0	0



DARYL WORLEY

36

CORNERBACK
6-1 | 205
WEST VIRGINIA
NFL EXP.: 3
RAIDERS EXP.: 1

ACQUIRED: FA-'18
HOMETOWN:
PHILADELPHIA, PA.
BORN: 02/22/95



TRANSACTIONS: Selected by Carolina Panthers in the third round (77th overall) of the 2016 NFL Draft, April 29, 2016...Acquired via trade by Philadelphia Eagles, March 14, 2018...Waived by Eagles, April 15, 2018...Signed by Oakland Raiders as a free agent, April 23, 2018.

CAREER: Veteran cornerback enters his third NFL season, first with the Raiders...Has played in 31 career games with 25 starts...Career totals 153 tackles (131 solo), three INTs, 17 passes defended and two sacks...Started 15 games in 2017, tying for second on the team with two INTs and third on the team with seven passes defended...Played in all 16 games and made 11 starts as a rookie, ranking second on the team with 10 passes defended.

AT A GLANCE

- Enters his first season with the Raiders after two years with the Carolina Panthers.
- Has played in 31 career games with 25 starts, totaling 153 tackles (131 solo), three INTs, 17 passes defended and two sacks.
- Finished second on the Panthers with two INTs and third on the team with seven passes defended in 2017.
- Was a two-time All-Big 12 selection in his three seasons at West Virginia.

2017 (with Car.): Appeared in 15 games in his second season...

Started 14 games at cornerback and totaled 72 tackles (63 solo), two INTs, seven passes defended and one sack...Tied for second on the team with two INTs...Finished third on the team with seven passes defended...(9/10) at SF: Started and tallied six tackles and led the team with two passes defended...(9/17) vs. Buf.: Started and posted six tackles...(9/24) vs. NO: Recorded a season-high nine tackles...(10/8) at Det.: Recorded two tackles...(10/12) vs. Phi.: Recorded one tackle on defense and one on special teams...(10/22) at Chi.: Recorded two stops...(10/29) at TB: Posted three tackles...(11/5) vs. Atl.: Posted three tackles...(11/13) vs. Mia.: Recorded one tackle in the victory...(11/26) at NYJ: Tallied seven tackles and one pass defended...(12/3) at NO: Recorded three tackles and tied a season high with two passes defended...(12/10) vs. Min.: Started and tied a season high with nine tackles and one INT, his first of the season...Picked off QB Case Keenum on the opening drive of the game...(12/17) vs. GB: Tallied seven tackles and one INT...Intercepted QB Aaron Rodgers in the second quarter, stalling a Green Bay drive...(12/24) vs. TB: Posted seven tackles and one sack...(12/31) at Atl.: Started and recorded six tackles and one pass defended...Postseason: (1/7/18) at NO: Started and tallied four tackles and one pass defended in the Wild Card loss.

2016 (with Car.): Played in all 16 games with 11 starts at cornerback as a rookie...Ranked second on the team with 10 passes defended...Recorded 81 tackles, one INT and one sack...Contributed to a defense that finished second in the NFL with 47 sacks and tied for fourth with 17 interceptions...(9/8) at Den.: Made his NFL debut, playing primarily on special teams...(10/10) vs. TB: Made his first career start and tallied three tackles before leaving the game with a concussion...(10/30) vs. Ari.: Recorded eight tackles and his first career sack, dropping QB Carson Palmer for a 7-yard loss in the second quarter...Contributed to a defense that tallied eight sacks on the day...(11/27) at Oak.: Posted 10 tackles in the loss...(12/11) vs. SD: Established career highs and led the team with 12 tackles and three passes defended...Also added his first career INT, intercepting QB Philip Rivers in the second quarter.

COLLEGE: Played three years at West Virginia, appearing in 34 games with 27 starts...Totaled 146 tackles, 10 INTs, 21 passes defended, two forced fumbles and one fumble recovery...Ranked among the Mountaineers' team leaders in INTs and passes defended all three seasons...Played in 12 games with 11 starts as a junior...Totaled 49 tackles, six INTs, 12 passes defended, two forced fumbles and one fumble recovery...His six INTs ranked seventh in the nation and his 12 passes defended led the conference...Was named to the All-Big 12 Conference First Team...Started 11 games as a sophomore and was named as a All-Big 12 Conference honorable mention...Tallied 52 tackles, three INTs and four passes defended on the year...His three INTs were tied for the team lead...Played in 11 games with five starts as a freshman...Notched 45 tackles, one INT and five passes defended...Majoried in media.

PERSONAL: Attended William Penn Charter High School in Philadelphia, Pa. ...Was a two-time Penn Inter-AC League First Team selection at defensive back during his career...Was named to the All-Southeastern Pennsylvania First Team as a defensive back as a senior...Earned first-team honors as a receiver and defensive back as a senior, and garnered first-team honors as a receiver during his junior season...Rated as Southeastern Pennsylvania's top cornerback by the Philadelphia Inquirer.

ADDITIONAL STATISTICS: Special teams tackles – 1 in 2016, 1 in 2017; NFL totals: 2.

SINGLE-GAME HIGHS: TACKLES: Total – 12, 12/11/16 vs. SD. Solo – 11, 12/11/16 vs. SD. Interceptions – 1, three times; last: 12/17/17 vs. GB. Passes defended – 3, 12/11/16 vs. SD. Sacks – 1, 10/30/16 vs. Ari.

DARYL WORLEY'S CAREER STATISTICS

Year	Team	GP	GS	TACKLES					Yds.	INTERCEPTIONS					FUMBLES		
				Total	Solo	Asst.	Sacks			No.	Yds.	Lg.	TD	PD	FF	FR	Yds.
2016	Carolina	16	11	81	68	13	1.0	7.0		1	22	22	0	10	0	0	0
2017	Carolina	15	14	72	63	9	1.0	2.0		2	0	0	0	7	0	0	0
Totals		31	25	153	131	22	2.0	9.0		3	22	22	0	17	0	0	0
POSTSEASON																	
2017	Carolina	1	1	4	4	0	0.0	0.0		0	0	-	0	1	0	0	0
Totals		1	1	4	4	0	0.0	0.0		0	0	-	0	1	0	0	0

DARYL WORLEY GAME-BY-GAME 2017, CAROLINA (11-5)

Date	Opp.	W/L	GP/GS	TACKLES					INTERCEPTIONS					FUMBLES		
				Total	Solo	Asst.	Sacks	Yds.	No.	Yds.	Lg.	TD	PD	FF	FR	Yds.
9/10	at SF	W	1/1	6	5	1	0.0	0.0	0	0	-	0	2	0	0	0
9/17	Buf.	W	1/1	6	5	1	0.0	0.0	0	0	-	0	1	0	0	0
9/24	NO	L	1/1	9	7	2	0.0	0.0	0	0	-	0	0	0	0	0
10/1	at NE	W	1/1	(INACTIVE - SHOULDER)												
10/8	at Det.	W	1/1	2	2	0	0.0	0.0	0	0	-	0	0	0	0	0
10/12	Phi.	L	1/1	1	1	0	0.0	0.0	0	0	-	0	0	0	0	0
10/22	at Chi.	L	1/1	2	1	1	0.0	0.0	0	0	-	0	0	0	0	0
10/29	at TB	W	1/1	3	3	0	0.0	0.0	0	0	-	0	0	0	0	0
11/5	Atl.	W	1/1	3	2	1	0.0	0.0	0	0	-	0	0	0	0	0
11/13	Mia.	W	1/1	1	1	0	0.0	0.0	0	0	-	0	0	0	0	0
11/26	at NYJ	W	1/1	7	6	1	0.0	0.0	0	0	-	0	1	0	0	0
12/3	at NO	L	1/0	3	3	0	0.0	0.0	0	0	-	0	2	0	0	0
12/10	Min.	W	1/1	9	9	0	0.0	0.0	1	0	0	0	0	0	0	0
12/17	GB	W	1/1	7	7	0	0.0	0.0	1	0	0	0	0	0	0	0
12/14	TB	W	1/1	7	5	2	1.0	2.0	0	0	-	0	0	0	0	0
12/31	at Atl.	L	1/1	6	6	0	0.0	0.0	0	0	-	0	1	0	0	0
Totals			15/14	72	63	9	1.0	2.0	2	0	0	0	7	0	0	0
POSTSEASON																
1/7/18	at NO	L	1/1	4	4	0	0.0	0.0	0	0	-	0	1	0	0	0

2016, CAROLINA (6-10)

Date	Opp.	W/L	GP/GS	TACKLES					INTERCEPTIONS					FUMBLES		
				Total	Solo	Asst.	Sacks	Yds.	No.	Yds.	Lg.	TD	PD	FF	FR	Yds.
9/8	at Den.	L	1/0	0	0	0	0.0	0.0	0	0	-	0	0	0	0	0
9/18	SF	W	1/0	5	5	0	0.0	0.0	0	0	-	0	1	0	0	0
9/25	Min.	L	1/0	0	0	0	0.0	0.0	0	0	-	0	1	0	0	0
10/2	at Atl.	L	1/0	7	6	1	0.0	0.0	0	0	-	0	0	0	0	0
10/10	TB	L	1/1	3	2	1	0.0	0.0	0	0	-	0	1	0	0	0
10/16	at NO	L	1/1	3	3	0	0.0	0.0	0	0	-	0	0	0	0	0
10/30	Ari.	W	1/1	8	8	0	1.0	7.0	0	0	-	0	1	0	0	0
11/6	at LAR	W	1/1	5	2	3	0.0	0.0	0	0	-	0	1	0	0	0
11/13	KC	L	1/1	4	3	1	0.0	0.0	0	0	-	0	0	0	0	0
11/17	NO	W	1/1	7	7	0	0.0	0.0	0	0	-	0	0	0	0	0
11/27	at Oak.	L	1/1	10	8	2	0.0	0.0	0	0	-	0	0	0	0	0
12/4	at Sea.	L	1/0	6	4	2	0.0	0.0	0	0	-	0	0	0	0	0
12/11	SD	W	1/1	12	11	1	0.0	0.0	1	22	22	0	3	0	0	0
12/19	at Was.	W	1/1	4	4	0	0.0	0.0	0	0	-	0	0	0	0	0
12/24	Atl.	L	1/1	2	2	0	0.0	0.0	0	0	-	0	0	0	0	0
1/1/17	at TB	L	1/1	5	3	2	0.0	0.0	0	0	-	0	2	0	0	0
Totals			16/11	81	68	13	1.0	7.0	1	22	22	0	10	0	0	0



SHAREECE WRIGHT

35

CORNERBACK
5-11 | 184
USC
NFL EXP.: 8
RAIDERS EXP.: 1

ACQUIRED: UFA-'18 (Buf.)
HOMETOWN:
COLTON, CALIF.
BORN: 04/08/87



TRANSACTIONS: Selected by San Diego Chargers in the third round (89th overall) of the 2011 NFL Draft...Signed by San Francisco 49ers as an unrestricted free agent, March 14, 2015...Released by 49ers, Oct. 10, 2015...Signed by Baltimore Ravens as a free agent, Oct. 13, 2015...Released by Ravens, March 7, 2017...Signed by Buffalo Bills as a free agent, May 1, 2017...Signed by Oakland Raiders as an unrestricted free agent, March 19, 2018.

CAREER: Experienced cornerback enters his eighth season in the league and first with the Silver and Black following a one-year stint with the Buffalo Bills...Played in 12 games and made five starts for the Bills last season and totaled 42 tackles (35 solo), one INT, five passes defended, one forced fumble one fumble recovery...In two seasons with the Baltimore Ravens (2015-16), played in 23 contests and made 14 starts, recording 90 tackles (76) and 11 passes defended...Was signed by the San Francisco 49ers in 2015 but did not see game action with the club...Spent four seasons (2011-14) with the San Diego Chargers after being selected by the franchise in the third round of the 2011 NFL Draft...Appeared in 44 games for the Chargers, making 27 starts...Career totals include 79 games played with 48 starts, 255 tackles (226 solo), two INTs, 36 passes defended, two forced fumbles and one fumble recovery.

AT A GLANCE

- Veteran joins the Raiders for his eighth season, after spending time with the San Diego Chargers (2011-14), San Francisco 49ers (2015), Baltimore Ravens (2015-16) and Buffalo Bills (2017).
- Career totals include 79 games played with 48 starts, 255 tackles (226 solo), two INTs, 36 passes defended, two forced fumbles and one fumble recovery.
- Played in 12 games in 2017 for the Bills and made five starts, posting 42 tackles (35), one INT, five passes defended, one forced fumble one fumble recovery.
- Originally a third-round pick by San Diego, spent five seasons at USC (2006-10), appearing in 35 contests, making 127 tackles, 3.5 sacks one INT, 13 passes defended, one forced fumble and four fumble recoveries.

2017 (with Buf.): Played in 12 games in his lone season with the Buffalo Bills, appearing in 12 contests while making five starts...Posted 42 tackles (35 solo), one INT, five passes defended, one forced fumble one fumble recovery...**(10/1)** at **Atl.:** Recorded his first three tackles for the club on defense as a rotational player...Also posted one stop on special teams...**(10/8)** at **Cin.:** Made his first start for the club and posted a career-high 11 tackles (eight) while adding two passes defended on the day...**(10/22)** vs. **TB:** Posted five tackles in the contest...**(10/29)** vs. **Oak.:** Posted four stops and tied a season high by recording two passes defended...**(11/2)** at **NYJ:** Recorded four tackles...**(11/12)** vs. **NO:** Made six tackles in his fourth start of the campaign...**(12/17)** vs. **Mia.:** Hauled in his first INT, the second of his career, and returned it for a career-long 54 yards...**(12/31)** at **Mia.:** Started in his final appearance of the year and recorded nine tackles in the contest.

2016 (with Bal.): Appeared in 12 contests and made nine starts in his second season with the Baltimore Ravens...Posted 50 tackles (42 solo), six passes defended and one fumble recovery...**(9/11)** vs. **Buf.:** Started and tallied a season-high 11 tackles in the season opener...**(9/25)** at **Jac.:** Posted seven tackles in his third start of the season...**(10/2)** vs. **Oak.:** Notched two tackles and his first two passes defended of the season...**(10/16)** at **NYG:** Posted two tackles and added one pass defended as a rotational player on defense...**(11/20)** at **Dal.:** Recorded seven stops and tied a season high with two passes defended...**(11/27)** vs. **Cin.:** Registered four tackles in the contest...**(12/4)** at **Mia.:** Notched three stops while rotating in on defense...**(12/12)** at **NE:** Recorded four tackles, including one for loss, and added two special teams tackles...**(12/18)** vs. **Phi.:** Started and posted two tackles in addition to one pass defense...**(12/25)** at **Pit.:** Recorded three tackles on defense...**(1/1/17)** at **Cin.:** Started in the season finale and collected four tackles.

2015 (with SF and Bal.): Began the season with the San Francisco 49ers and was released by the club on Oct. 10 after being inactive for the first four weeks...Signed to the Baltimore Ravens on Oct. 13 and appeared in 11 contests and made seven starts with the club...Posted 40 tackles (34 solo) and five passes defended...Contributed to the NFL's No.1 ranked pass defense (183.3 avg.)...**(10/18)** at **SF:** Posted four tackles as a rotational player on defense in his first action of the season...**(10/26)** at **Ari.:** Made his first start at the year and tallied four tackles...**(11/15)** vs. **Jac.:** Posted four tackles and notched his first pass defended of the year...**(11/30)** at **Cle.:** Posted five tackles and a season-high two passes defended...**(12/13)** vs. **Sea.:** Started and tallied a season-high nine tackles in the contest...**(12/20)** vs. **KC:** Recorded four tackles and one pass defended...**(12/27)** vs. **Pit.:** Notched three tackles and a pass defended for the second consecutive game...**(1/3/16)** at **Cin.:** Made his seventh start of the season and collected four stops.

2014 (with SD): Started all 14 games for the club, marking a career high, and also tallied a career-best 58 tackles (52 solo) while tying a career high with nine passes defended...**(9/8)** at **Ari.:** Started in the season opener and tallied eight stops...**(9/14)** vs. **Sea.:** Recorded seven tackles and his first pass defended of the season...**(9/21)** at **Buf.:** Recorded two tackles and a pass defended for the second consecutive game...**(9/28)** vs. **Jac.:** Tallied six tackles on defense...**(10/19)** vs. **KC:** Tied a season high with eight tackles in the contest...**(10/23)** vs. **Den.:** Posted four tackles and one pass defended...**(11/2)** at **Mia.:** Posted three tackles and one pass defended...**(11/16)** vs. **Oak.:** Recorded four tackles and one pass defended...**(11/23)** vs. **Stl.:** Notched three tackles and one pass defended in the contest...**(11/30)** at **Bal.:** Collected seven tackles and one pass defended...**(12/7)** vs. **NE:** Posted one tackle and recorded a season-high two passes defended...Recorded at least one pass defended for the sixth consecutive game.

2013 (with SD): Started all 13 contests he appeared in, and tallied a then-career-high 55 tackles (53 solo), his first career INT and nine passes defended...**(9/9)** vs. **Hou.:** Started in the season opener and posted seven tackles and one pass defended...**(9/15)** at **Phi.:** Posted five stops in the contest...**(11/3)** at **Was.:** Collected six tackles...**(11/17)** at **Mia.:** Recorded five stops on defense...**(11/24)** at **KC:** Posted six tackles, including one for loss, and added two passes defended...**(12/8)** vs. **NYG:** Registered two tackles...Hauled in his first career INT and returned it 41 yards...Also recorded a career-high three passes defended...**(12/12)** at **Den.:** Posted seven tackles and added two passes defended...**(12/22)** vs. **Oak.:** Posted seven tackles for the third time on the season, tying a season-high, and added one pass defended...**(12/29)** vs. **KC:** Registered five tackles in the season finale.

2012 (with SD): Played in 10 games during his sophomore outing for the Chargers, compiling 10 tackles, one forced fumble, two passes defended and adding seven tackles on the special teams unit...(11/1) vs. **KC:** Recorded his first career tackle on defense...(11/18) at **Den.:** Notched four tackles rotating in on defense while also adding two special teams stops...(11/25) vs. **Bal.:** Posted two tackles and added three more on special teams...(12/2) vs. **Cin.:** Posted one tackle rotating in on defense and also added one forced fumble.

2011 (with SD): Spent his rookie season appearing in seven games, seeing action primarily as a contributor on the special teams unit...Totalled four tackles on special teams...(10/31) at **KC:** Made his NFL debut as a reserve on defense and saw action on special teams...(11/27) vs. **Den.:** Made his first three special teams stops of his career...(12/11) vs. **Buf.:** Posted one stop on special teams.

COLLEGE: Spent five seasons at USC (2006-10), appearing in 35 contests, making 127 tackles, 3.5 sacks one INT, 13 passes defended, one forced fumble and four fumble recoveries...Was named a fifth-year senior in 2010, where he recorded a career-high 73 tackles and 13 passes defended, while adding one 2.5 sacks...Missed most of the 2008 and 2009 seasons due to injury...Appeared in 11 contests as a sophomore in 2007, making 29 stops and one sack...Appeared in 13 games as a freshman and totaled 15 tackles...Majorored in sociology.

PERSONAL: Attended Colton (Calif.) High School...Was named an All-American, All-CIF and All-Citrus Belt League at both defensive back and running back...Scored 34 TDs and recorded 170 tackles, adding four sacks and three INTs over his final two seasons (2004-05)...Also played on the school's basketball team.

ADDITIONAL STATISTICS: Special teams tackles – 4 in 2011, 7 in 2012, 1 in 2013, 2 in 2014, 2 in 2016, 2 in 2017; NFL totals: 18.

SINGLE-GAME HIGHS: TACKLES: Total – 11, two times; last: 10/8/17 at Cin. Solo – 11, 9/11/16 vs. Buf. Interceptions – 1, two times; last: 12/17/17 at Jac. Passes defended – 3, 12/8/13 vs. NYG. Forced fumbles – 1, two times; last: 10/22/17 vs TB.

SHAREECE WRIGHT'S CAREER STATISTICS

Year	Team	GP	GS	TACKLES					Yds.	INTERCEPTIONS					FUMBLES		
				Total	Solo	Asst.	Sacks			No.	Yds.	Lg.	TD	PD	FF	FR	Yds.
2011	San Diego	7	0	0	0	0	0	0.0	0.0	0	0	-	0	0	0	0	0
2012	San Diego	10	0	10	10	0	0	0.0	0.0	0	0	-	0	2	1	0	0
2013	San Diego	13	13	55	53	2	0	0.0	0.0	1	41	41	0	9	0	0	0
2014	San Diego	14	14	58	52	6	0	0.0	0.0	0	0	-	0	9	0	0	0
2015	SF/Bal.	11	7	40	34	6	0	0.0	0.0	0	0	-	0	5	0	0	0
2016	Baltimore	12	9	50	42	8	0	0.0	0.0	0	0	-	0	6	0	0	0
2017	Buffalo	12	5	42	35	7	0	0.0	0.0	1	54	54	0	5	1	1	0
Totals		79	48	255	226	29	0.0	0.0		2	95	54	0	36	2	1	0
POSTSEASON																	
2013	San Diego	2	2	9	7	2	0.0	0.0		1	30	30	0	4	0	0	0
2017	Buffalo	0	0	0	0	0	0.0	0.0		0	0	-	0	0	0	0	0
Totals		2	2	9	7	2	0.0	0.0		1	30	30	0	4	0	0	0

SHAREECE WRIGHT GAME-BY-GAME

2017, BUFFALO (9-7)

Date	Opp.	W/L	GP/GS	TACKLES					Yds.	INTERCEPTIONS					FUMBLES		
				Total	Solo	Asst.	Sacks			No.	Yds.	Lg.	TD	PD	FF	FR	Yds.
9/10	NYJ	W	1/0	0	0	0	0	0.0	0.0	0	0	-	0	0	0	0	0
9/17	at Car.	L	1/0	0	0	0	0	0.0	0.0	0	0	-	0	0	0	0	0
9/24	Den.	W	1/0	0	0	0	0	0.0	0.0	0	0	-	0	0	0	0	0
10/1	at Atl.	W	1/0	3	3	0	0	0.0	0.0	0	0	-	0	0	0	0	0
10/8	at Cin.	L	1/1	11	8	3	0	0.0	0.0	0	0	-	0	2	0	0	0
10/22	TB	W	1/0	5	5	0	0	0.0	0.0	0	0	-	0	0	1	0	0
10/29	Oak.	W	1/1	4	4	0	0	0.0	0.0	0	0	-	0	2	0	0	0
11/2	at NYJ	L	1/1	4	3	1	0	0.0	0.0	0	0	-	0	0	0	0	0
11/12	NO	L	1/1	6	5	1	0	0.0	0.0	0	0	-	0	0	0	0	0
11/19	at LAC	L		(INACTIVE)													
11/26	at KC	W		(INACTIVE)													
12/3	NE	L		(INACTIVE)													
12/10	Ind.	W	1/0	0	0	0	0	0.0	0.0	0	0	-	0	0	0	0	0
12/17	Mia.	W	1/0	0	0	0	0	0.0	0.0	1	54	54	0	1	0	1	0
12/24	at NE	L	1/1	9	7	2	0	0.0	0.0	0	0	-	0	0	0	0	0
12/31	at Mia.	W		(INACTIVE)													
Totals			12/5	42	35	7	0.0	0.0		1	54	54	0	5	1	1	0

SHAREECE WRIGHT GAME-BY-GAME 2016, BALTIMORE (8-8)

Date	Opp.	W/L	GP/GS	TACKLES					Yds.	INTERCEPTIONS					FUMBLES		
				Total	Solo	Asst.	Sacks			No.	Yds.	Lg.	TD	PD	FF	FR	Yds.
9/11	Buf.	W	1/1	11	11	0	0.0	0.0		0	0	-	0	0	0	0	0
9/18	at Cle.	W	1/1	1	1	0	0.0	0.0		0	0	-	0	0	0	0	0
9/25	at Jac.	W	1/1	7	6	1	0.0	0.0		0	0	-	0	0	0	0	0
10/2	Oak.	L	1/1	2	2	0	0.0	0.0		0	0	-	0	2	0	0	0
10/9	Was.	L		(INACTIVE - BACK SPASMS)													
10/16	at NYG	L	1/0	2	2	0	0.0	0.0		0	0	-	0	1	0	0	0
10/23	at NYJ	L		(INACTIVE - THIGH)													
11/6	Pit.	W		(INACTIVE - THIGH)													
11/10	Cle.	W		(INACTIVE - THIGH)													
11/20	at Dal.	L	1/1	7	6	1	0.0	0.0		0	0	-	0	2	0	0	0
11/27	Cin.	W	1/1	4	3	1	0.0	0.0		0	0	-	0	0	0	0	0
12/4	Mia.	W	1/0	3	3	0	0.0	0.0		0	0	-	0	0	0	0	0
12/12	at NE	L	1/0	4	3	1	0.0	0.0		0	0	-	0	0	0	0	0
12/18	Phi.	W	1/1	2	1	1	0.0	0.0		0	0	-	0	1	0	0	0
12/25	at Pit.	L	1/1	3	2	1	0.0	0.0		0	0	-	0	0	0	0	0
1/1/17	at Cin.	L	1/1	4	2	2	0.0	0.0		0	0	-	0	0	0	0	0
Totals			12/9	50	42	8	0.0	0.0		0	0	-	0	6	0	0	0
POSTSEASON																	
1/7/17	at Hou.	L	1/1	2	2	0	0.0	0.0		0	0	-	0	0	0	0	0

2015, SAN FRANCISCO/BALTIMORE

Date	Opp.	W/L	GP/GS	TACKLES					Yds.	INTERCEPTIONS					FUMBLES		
				Total	Solo	Asst.	Sacks			No.	Yds.	Lg.	TD	PD	FF	FR	Yds.
9/14	Min.*			(INACTIVE)													
9/20	at Pit.*			(INACTIVE)													
9/27	at Ari.*			(INACTIVE)													
10/4	GB*			(INACTIVE)													
10/11	at NYG			(NOT ON ROSTER)													
10/18	at SF	L	1/0	4	3	1	0.0	0.0		0	0	-	0	0	0	0	0
10/26	at Ari.	L	1/1	4	4	0	0.0	0.0		0	0	-	0	0	0	0	0
11/1	SD	W	1/1	1	1	0	0.0	0.0		0	0	-	0	0	0	0	0
11/15	Jac.	L	1/0	4	3	1	0.0	0.0		0	0	-	0	1	0	0	0
11/22	StL.	W	1/0	0	0	0	0.0	0.0		0	0	-	0	0	0	0	0
11/30	at Cle.	W	1/0	5	5	0	0.0	0.0		0	0	-	0	2	0	0	0
12/6	at Mia.	L	1/1	2	2	0	0.0	0.0		0	0	-	0	0	0	0	0
12/13	Sea.	L	1/1	9	7	2	0.0	0.0		0	0	-	0	0	0	0	0
12/20	KC	L	1/1	4	3	1	0.0	0.0		0	0	-	0	1	0	0	0
12/27	Pit.	W	1/1	3	2	1	0.0	0.0		0	0	-	0	1	0	0	0
1/3/16	at Cin.	L	1/1	4	4	0	0.0	0.0		0	0	-	0	0	0	0	0
Totals			11/7	40	34	6	0.0	0.0		0	0	-	0	5	0	0	0

*w/ SF

2014, SAN DIEGO (7-9)

Date	Opp.	W/L	GP/GS	TACKLES					Yds.	INTERCEPTIONS					FUMBLES		
				Total	Solo	Asst.	Sacks			No.	Yds.	Lg.	TD	PD	FF	FR	Yds.
9/8	at Ari.	L	1/1	8	8	0	0.0	0.0		0	0	-	0	0	0	0	0
9/14	Sea.	W	1/1	7	5	2	0.0	0.0		0	0	-	0	1	0	0	0
9/21	at Buf.	W	1/1	2	2	0	0.0	0.0		0	0	-	0	1	0	0	0
9/28	Jac.	W	1/1	6	5	1	0.0	0.0		0	0	-	0	0	0	0	0
10/5	NYJ	W		(INACTIVE)													
10/12	at Oak.	W		(INACTIVE)													
10/19	KC	L	1/1	8	7	1	0.0	0.0		0	0	-	0	0	0	0	0
10/23	at Den.	L	1/1	4	4	0	0.0	0.0		0	0	-	0	1	0	0	0
11/2	at Mia.	L	1/1	3	2	1	0.0	0.0		0	0	-	0	1	0	0	0
11/16	Oak.	W	1/1	4	4	0	0.0	0.0		0	0	-	0	1	0	0	0
11/23	StL.	W	1/1	3	3	0	0.0	0.0		0	0	-	0	1	0	0	0
11/30	at Bal.	W	1/1	7	6	1	0.0	0.0		0	0	-	0	1	0	0	0
12/7	NE	L	1/1	1	1	0	0.0	0.0		0	0	-	0	2	0	0	0
12/14	Den.	L	1/1	1	1	0	0.0	0.0		0	0	-	0	0	0	0	0
12/20	at SF	W	1/1	3	3	0	0.0	0.0		0	0	-	0	0	0	0	0
12/28	at KC	L	1/1	1	1	0	0.0	0.0		0	0	-	0	0	0	0	0
Totals			14/14	58	52	6	0.0	0.0		0	0	-	0	9	0	0	0

SHAREECE WRIGHT GAME-BY-GAME

2013, SAN DIEGO (9-7)


Date	Opp.	W/L	GP/GS	TACKLES					INTERCEPTIONS					FUMBLES		
				Total	Solo	Asst.	Sacks	Yds.	No.	Yds.	Lg.	TD	PD	FF	FR	Yds.
9/9	Hou.	L	1/1	7	6	1	0.0	0.0	0	0	-	0	1	0	0	0
9/15	at Phi.	W	1/1	5	5	0	0.0	0.0	0	0	-	0	0	0	0	0
9/22	at Ten.	L														
9/29	Dal.	W														
10/6	at Oak.	L														
10/14	Ind.	W	1/1	1	1	0	0.0	0.0	0	0	-	0	0	0	0	0
10/20	at Jac.	W	1/1	1	1	0	0.0	0.0	0	0	-	0	0	0	0	0
11/3	at Was.	L	1/1	6	5	1	0.0	0.0	0	0	-	0	0	0	0	0
11/10	Den.	L	1/1	2	2	0	0.0	0.0	0	0	-	0	0	0	0	0
11/17	at Mia.	L	1/1	5	5	0	0.0	0.0	0	0	-	0	0	0	0	0
11/24	at KC	W	1/1	6	6	0	0.0	0.0	0	0	-	0	2	0	0	0
12/1	Cin.	L	1/1	1	1	0	0.0	0.0	0	0	-	0	0	0	0	0
12/8	NYG	W	1/1	2	2	0	0.0	0.0	1	41	41	0	3	0	0	0
12/12	at Den.	W	1/1	7	7	0	0.0	0.0	0	0	-	0	2	0	0	0
12/22	Oak.	W	1/1	7	7	0	0.0	0.0	0	0	-	0	1	0	0	0
12/29	KC	W	1/1	5	5	0	0.0	0.0	0	0	-	0	0	0	0	0
Totals			13/13	55	53	2	0.0	0.0	1	41	41	0	9	0	0	0
POSTSEASON																
1/5/14	at Cin.	W	1/1	5	3	2	0.0	0.0	1	30	30	0	1	0	0	0
1/12/14	at Den.	L	1/1	4	4	0	0.0	0.0	0	0	-	0	3	0	0	0
Totals			2/2	9	7	2	0.0	0.0	1	30	30	0	4	0	0	0

2012, SAN DIEGO (9-7)

Date	Opp.	W/L	GP/GS	TACKLES					INTERCEPTIONS					FUMBLES		
				Total	Solo	Asst.	Sacks	Yds.	No.	Yds.	Lg.	TD	PD	FF	FR	Yds.
9/10	at Oak.	L	1/0	0	0	0	0.0	0.0	0	0	-	0	0	0	0	0
9/16	Ten.	L														
9/23	Atl.	L														
9/30	at KC	L														
10/7	at NO	L														
10/15	Den.	L														
10/28	at Cle.	L														
11/1	KC	L	1/0	1	1	0	0.0	0.0	0	0	-	0	0	0	0	0
11/11	at TB	L	1/0	0	0	0	0.0	0.0	0	0	-	0	1	0	0	0
11/18	at Den.	L	1/0	4	4	0	0.0	0.0	0	0	-	0	0	0	0	0
11/25	Bal.	W	1/0	2	2	0	0.0	0.0	0	0	-	0	1	0	0	0
12/2	Cin.	L	1/0	1	1	0	0.0	0.0	0	0	-	0	0	1	0	0
12/9	at Pit.	W	1/0	1	1	0	0.0	0.0	0	0	-	0	0	0	0	0
12/16	Car.	L	1/0	0	0	0	0.0	0.0	0	0	-	0	0	0	0	0
12/23	at NYJ	W	1/0	0	0	0	0.0	0.0	0	0	-	0	0	0	0	0
12/30	Oak.	L	1/0	1	1	0	0.0	0.0	0	0	-	0	0	0	0	0
Totals			10/0	10	10	0	0.0	0.0	0	0	-	0	2	1	0	0

2011, SAN DIEGO (9-7)

Date	Opp.	W/L	GP/GS	TACKLES					INTERCEPTIONS					FUMBLES		
				Total	Solo	Asst.	Sacks	Yds.	No.	Yds.	Lg.	TD	PD	FF	FR	Yds.
9/11	Min.	W														
9/18	at NE	L														
9/25	KC	W														
10/2	Mia.	W														
10/9	at Den.	W														
10/23	at NYJ	L														
10/31	at KC	L	1/0	0	0	0	0.0	0.0	0	0	-	0	0	0	0	0
11/6	GB	L	1/0	0	0	0	0.0	0.0	0	0	-	0	0	0	0	0
11/10	Oak.	L	1/0	0	0	0	0.0	0.0	0	0	-	0	0	0	0	0
11/20	at Chi.	L	1/0	0	0	0	0.0	0.0	0	0	-	0	0	0	0	0
11/27	Den.	L	1/0	0	0	0	0.0	0.0	0	0	-	0	0	0	0	0
12/5	at Jac.	W														
12/11	Buf.	W	1/0	0	0	0	0.0	0.0	0	0	-	0	0	0	0	0
12/18	Bal.	W														
12/24	at Det.	L														
1/1/12	at Oak.	W	1/0	0	0	0	0.0	0.0	0	0	-	0	0	0	0	0
Totals			7/0	0	0	0	0.0	0.0	0	0	-	0	0	0	0	0




FADOL BROWN

DEFENSIVE END
6-4 | 282
MISSISSIPPI
NFL EXP.: 1
RAIDERS EXP.: 1

ACQUIRED: FA-'17
HOMETOWN:
CHARLESTON, S.C.
BORN: 04/15/93

95



TRANSACTIONS: Signed by Oakland Raiders as an undrafted free agent, May 5, 2017...Signed by Raiders as a reserve/future free agent, Jan. 2, 2018.

CAREER: Joined the Raiders as an undrafted free agent in May 2017...Spent the 2017 season on the Raiders' practice squad after seeing action in three of the team's preseason contests.

COLLEGE: Played three years at Mississippi after transferring from FIU...Played in 32 games at Mississippi with 21 starts...Totaled 109 tackles (51 solo), four sacks and 16 tackles for loss...As a senior, saw action in eight games with four starts...Posted 39 tackles (21), 2.5 sacks and six tackles for loss...Named to Senior Bowl watch list...As a junior, played in 11 games with eight starts...Totaled 32 tackles (15), 4.5 tackles for loss and one sack...As a sophomore, saw action in all 13 games with nine starts...Totaled 38 tackles (15) and a half sack...Sat out one season due to NCAA transfer rules...As a freshman, played in 10 games at FIU...Registered eight tackles, two tackles for loss and 1.5 sacks...Graduated with a degree in general studies...Named to Dean's Honor Roll three times

PERSONAL: Attended Burke High School in Charleston, S.C. ...As a senior, named Class AA Lineman of the Year and Region 6-A Defensive Player of the Year...An All-Low County pick by The Post and Courier...Totaled 107 tackles, 35 tackles for loss and 15 sacks...Helped team to the Region 6-A title and a state playoff berth...Two-time all-region selection...Also had 28 catches for 420 yards and two TDs as a tight end...First name is pronounced FUH-doll.



KEON HATCHER

WIDE RECEIVER
6-1 | 212
ARKANSAS
NFL EXP.: 1
RAIDERS EXP.: 1

ACQUIRED: FA-'17
HOMETOWN:
OWASSO, OKLA.
BORN: 09/11/94

14




TRANSACTIONS: Signed by Oakland Raiders as an undrafted free agent, May 5, 2017...Signed by Raiders as a reserve/future free agent, Jan. 2, 2018.

CAREER: Joined the Raiders as an undrafted free agent in May 2017...Spent the 2017 campaign on the Raiders' practice squad after seeing significant action in all four of the team's preseason contests, including one start.

COLLEGE: Played four years at Arkansas, seeing action in 47 games with 28 starts...Career totals include 130 receptions for 1,866 yards and 19 TDs...Finished collegiate career ranked fourth on the program's all-time list in receiving TDs...Totaled four 100-yard receiving games...Finished career with a streak of 31 consecutive games with a reception...As a senior, totaled 44 catches for 743 yards with eight TDs...Led team in receiving yards and TDs...Had a streak of four straight games with a TD reception...Named to Pro Football Focus All-SEC Second Team...Earned a medical redshirt after suffering an injury in the second game of the 2015 season...Had 13 catches for 198 yards with two TDs...As a junior, played in 13 games with 12 starts...Recorded 43 receptions for 558 yards with six TDs...Also tallied 139 yards on six kickoff returns (23.2 avg.)...As a sophomore, played in 10 games with six starts...Totaled 27 receptions for 346 yards with two TDs and 11 rushing attempts for 140 yards...Also returned nine kickoffs for 198 yards...As a freshman, appeared in 10 games.

PERSONAL: Attended Owasso (Okla.) High School...Ranked as the No. 4 prospect in Oklahoma and the No. 45 receiver in the nation by 247sports.com, the No. 5 overall prospect in the state by Rivals.com, the No. 20 receiver in the nation by SuperPrep and the No. 46 receiver in the nation by Scout.com...As a senior, Caught 100 passes for 1,610 yards with 21 TDs...Named first-team all-state and the district's Co-Offensive Player of the Year...Helped team to the Class 6A state semifinals...As a junior, made 75 catches for 1,075 yards with nine TDs and led team to the state semifinals.



CAMERON HUNT

63

GUARD
6-4 | 265
OREGON
NFL EXP.: 1
RAIDERS EXP.: 1

ACQUIRED: FA-'18
HOMETOWN:
CORONA, CALIF.
BORN: 12/17/94



TRANSACTIONS: Signed by Denver Broncos as an undrafted free agent, May 12, 2017...Waived by Broncos, Sept. 2, 2017...Signed by San Francisco 49ers to practice squad, Nov. 14, 2017...Signed by Oakland Raiders as a free agent, May 17, 2018.

CAREER: Was with the Broncos through training camp in 2017 before being waived at the end of the preseason...Signed to the 49ers practice squad in November 2017, where he spent the remainder of the year.

COLLEGE: Played four seasons at Oregon, appearing in 52 games with 43 starts for the Ducks...Saw action at right guard and right tackle...Started all 12 games at right guard as a senior...Appeared in 12 games (10 starts) as a junior, helping an offense that ranked fifth in the country in total offense (538.4 yards per game) and rushing offense (280.1 yards per game)...Started 14-of-15 games as a sophomore, helping Oregon reach the inaugural College Football Playoff National Championship...Blocked for an offense that ranked third in the country in total offense (547.0 yards per game) and fourth in scoring offense (45.4 points per game)...Saw action in 13 games (seven starts) as a true freshman, becoming the program's first true freshman in 16 years to start a game on the offensive line...Majored in applied economics, business and society.

PERSONAL: Attended Centennial High School in Corona, Calif. ...Was chosen to play in the 2013 Under Armour Game...Named the Los Angeles Times' Offensive Lineman of the Year and to the USA Today All-American Second Team...Also earned spots on the LA Times all-area team, and was a 2012 CalHSports first-team all-state honoree by the Inland Empire's Big VIII League...Was a four-star prospect by ESPN.com and ranked the nation's No. 15 offensive guard by Scout.com.



TEVIN MITCHEL

37

SAFETY
6-0 | 195
ARKANSAS
NFL EXP.: 2
RAIDERS EXP.: 1

ACQUIRED: FA-'17
HOMETOWN:
MANSFIELD, TEXAS
BORN: 08/03/92



TRANSACTIONS: Selected by Washington Redskins in the sixth round (182nd overall) of the 2015 NFL Draft, May 2, 2015...Waived by Redskins, Aug. 5, 2015...Claimed via waivers by Indianapolis Colts, Aug. 6, 2015...Waived by Colts, Sept. 9, 2016...Signed by Colts to practice squad, Nov. 1, 2016...Signed by Colts as a reserve/future free agent, Jan. 2, 2017...Waived by Colts, Sept. 26, 2017...Signed by Oakland Raiders to practice squad, Oct. 24, 2017...Signed by Raiders as a reserve/future free agent, Jan. 2, 2018.

CAREER: Originally drafted by the Redskins in 2015...After being waived in training camp, was claimed by the Colts...Suffered an injury in training camp and spent the 2015 season on the Colts' Reserve/Injured List...Spent the offseason program and training camp in 2016 with the Colts before being waived in early September...Was on the Colts' practice squad for the second half of the regular season...Spent the offseason program and training camp with the Colts in 2017 before being waived in late September...Joined the Raiders' practice squad in October 2017.

COLLEGE: Played four seasons at Arkansas from 2011-14, appearing in 42 games with 29 starts...Finished career with 157 tackles (90 solo) and four INTs (one INT-TD)...Appeared in 11 contests and started five as a senior in 2014, recording 20 tackles, two INTs and eight passes defended...Saw action in 11 games and made 10 starts, recording 47 tackles, one INT and five passes defended as a junior in 2013...As a sophomore in 2012, played in eight games with seven starts, recording 34 tackles, two forced fumbles and one INT...Appeared in all 13 games and made seven starts, including each of the final six games, during his true freshman campaign in 2011...Named to the SEC All-Freshman Team after collecting 56 tackles and one fumble recovery...Majored in communications.

PERSONAL: Attended Mansfield (Texas) Legacy High School...Was a U.S. Army All-American and Rivals250 selection...Voted second-team all-state and was an all-district second-team selection at free safety in District 5-5A...Was considered the No. 24 overall recruit in the state of Texas, the 160th overall recruit in the country and 13th-best cornerback prospect in the nation by Rivals.com...Father, Eric, played football collegiately for Oklahoma and was selected by the New England Patriots in the sixth round of the 1989 NFL Draft.



SHAQUILLE RICHARDSON 39

DEFENSIVE BACK
6-0 | 190
ARIZONA
NFL EXP.: 1
RAIDERS EXP.: 1

ACQUIRED: FA-'18
HOMETOWN:
CARSON, CALIF.
BORN: 03/21/92




TRANSACTIONS: Selected by Pittsburgh Steelers in the fifth round (157th overall) of the 2014 NFL Draft, May 10, 2014... Waived by Steelers, Aug. 30, 2014... Signed by Steelers to practice squad, Aug. 31, 2014... Practice squad contract terminated by Steelers, Oct. 15, 2014... Signed by Kansas City Chiefs as a reserve/future free agent, Fe. 16, 2015... Waived by Chiefs, Apr. 21, 2015... Signed by Arizona Cardinals as a reserve/future free agent July 31, 2015... Waived by Cardinals, Aug. 31, 2015... Signed by Tennessee Titans to practice squad, Nov. 17, 2015... Signed by Carolina Panthers as a reserve/future free agent, May 16, 2016... Waived by Panthers, July 14, 2016... Signed by Oakland Raiders as a reserve/future free agent, Jan. 2, 2018.

CAREER: Joined the Raiders as reserve/future free agent in Jan. 2018... Has spent time on the practice squads of the Arizona Cardinals and Pittsburgh Steelers during his time in the NFL.

COLLEGE: Played four seasons at Arizona, starting in 37-of-49 games played... Registered 189 tackles (142 solo), 10 INTs, 30 passes defended, eight tackles for loss, three forced fumbles and two fumble recoveries... As a senior in 2013, started all 13 games at cornerback... Totaled 55 tackles, including three for loss, adding three INTs... In 2012, played in all 13 games and made 11 starts, leading the team in passes broken up with 14... Totaled 58 tackles, one INT, one forced fumble and one fumble recovery... In 2011, played in and started 10 games as a defensive back... Recorded a team-high and conference-best four INTs while recording 47 stops and a forced fumble... As a true freshman in 2010, played in 13 games and made three starts, finishing with 29 tackles, seven passes defended, one forced fumble, one fumble recovery and two INTs... Majored in psychology.

PERSONAL: Attended Los Alamitos (Calif.) High School... Was rated the No. 26 cornerback in the country by Scout.com as a senior in 2009 and ranked the No. 30 cornerback by Rivals.com... A member of the Tacoma News Tribune Western 100 and PrepStar All-Region selection.



JORDAN SIMMONS

65

GUARD
6-3 | 339
USC
NFL EXP.: 1
RAIDERS EXP.: 1

ACQUIRED: FA-'17
HOMETOWN:
ENCINO, CALIF.
BORN: 07/15/94




TRANSACTIONS: Signed by Oakland Raiders as an undrafted free agent, May 5, 2017... Waived by Raiders, Sept. 2, 2017... Signed by Raiders to practice squad, Sept. 3, 2017... Signed by Raiders as a reserve/future free agent, Jan. 2, 2018.

CAREER: Joined the Raiders as an undrafted free agent in May 2017... Waived by Raiders at the end of the preseason before being added to the practice squad for the remainder of the season.

COLLEGE: Played four years at USC, seeing action in 21 games with two starts... As a senior, played his first full season and saw action in 13 games with two starts... Served as a reserve offensive lineman and played on special teams... As a junior, was moved to defensive tackle... Played in one game due to injury... As a sophomore, saw brief action in one game... Missed majority of the season due to injury... As a redshirt freshman, played in seven games as a reserve offensive lineman... Redshirted as a true freshman and was named USC's Offensive Service Team Player of the Year... Majored in African-American Studies.

PERSONAL: Attended Crispi High School in Encino, Calif. ... As a senior, earned several All-American accolades, including SuperPrep, PrepStar, Rivals.com, USA Today and ESPNHS.com... Also named SuperPrep Elite-50, Sporting News Top-125, PrepStar Top-150 Dream Team, ESPNU 150, SuperPrep All-Far West, Orange County Register Fab-15 First Team, Tacoma News Tribune Western-100, Cal-Hi Sports All-State First Team, Max Preps Division I First Team, All-CIF Pac-5 Division, Los Angeles Times all-area and Los Angeles Daily News all-area first team... As a junior, named All-Serra League First Team, Cal-Hi Sports All-State Underclass First Team and Los Angeles Daily News all-area... As a sophomore, attended Dorsey High School in Los Angeles, Calif. ... Named All-Los Angeles City Division I First Team as a defensive lineman... Participated in the Raiders annual Thanksgiving with the Offensive Line in 2017, an event in which Oakland's offensive line provides local families in need with all the food needed to make a complete Thanksgiving dinner.



SHAKIR SOTO

64

DEFENSIVE LINE
6-3 | 290
PITTSBURGH
NFL EXP.: 1
RAIDERS EXP.: 1

ACQUIRED: FA-'17
HOMETOWN:
WILKES-BARRE, PA.
BORN: 02/12/92



TRANSACTIONS: Signed by Denver Broncos as an undrafted free agent, May 12, 2017...Waived by Broncos, Sept. 2, 2017...Signed by Oakland Raiders to practice squad, Dec. 21, 2017...Signed by Raiders as a reserve/future free agent, Jan. 2, 2018.

CAREER: Signed with the Denver Broncos as an undrafted free agent in May 2017 where he spent training camp with the club...Signed to the Oakland Raiders practice squad in Dec. 2017 and was signed by the club as a reserve/future free agent in Jan. 2018.


COLLEGE: Played four years at Pittsburgh, appearing in 52 games during his career while making 29 starts, compiling 120 tackles (74 solo), 7.5 sacks and one pass defended...Started in 12-of-13 games as a senior in 2016, producing his best statistical season, making 46 stops (30), 4.5 sacks and one pass defended...Appeared in 13 games and made three starts as a junior in 2015, totaling 23 tackles (16), two sacks and one blocked kick...Started all 13 games as a sophomore in 2014 and recorded 31 tackles (15)...Appeared in 13 games as a true freshman in 2013, making one start and notched 20 tackles (13) and one sack.

PERSONAL: Attended G.A.R. Memorial High School in Wilkes-Barre, Pa. ...Totalled 52 sacks during his prep career...A two-time All-State Class AA selection by the Pennsylvania Sports Writers and Wyoming Valley Conference Football Coaches Association Small School Defensive Player of the Year (Class AA-Class A) as a senior in 2012 after posting 109 tackles, 13.5 sacks and six fumble recoveries.



DRAFT PICKS AND UNDRAFTED FREE AGENTS





MARCELL ATEMAN

88

WIDE RECEIVER
6-4 | 216
OKLAHOMA STATE
NFL EXP.: R
RAIDERS EXP.: R

ACQUIRED: D7-'18
HOMETOWN:
DALLAS, TEXAS
BORN: 09/16/94



TRANSACTIONS: Selected by Oakland Raiders in the seventh round (228th overall) of the 2018 NFL Draft, April 28, 2018.

COLLEGE: Played four seasons (2013-15, 2017) at Oklahoma State, appearing in 51 games with 29 starts and totaling 146 receptions for 2,466 yards (16.9 avg.) with 13 TDs...Redshirted in 2016 after sustaining an injury prior to the season...Ranks sixth in school history with 2,466 career receiving yards and fourth with a 16.9 receiving average...Played in all 13 games as a senior, starting 10 games and posting 59 receptions for 1,156 yards and eight TDs...Ranked second on the team with 59 receptions...Earned a spot on the All-Big 12 Second Team from league coaches...Among Power Five conference players with at least 50 receptions, ranked second in the country with a 19.6 receiving average...Had a season-high 119 receiving yards against Baylor...Recorded a season-long 69-yard TD against Pittsburgh...Hauled in five passes for 107 yards against Virginia Tech in the Camping World Bowl...Played in 13 games in 2015, starting 12...Posted 45 receptions for 766 yards (17.0 avg.) and five TDs...Was the team's third leading receiver in both yards and catches...Finished second on the team with five receiving TDs...Recorded 33 catches of at least 10 yards and 11 catches of at least 20 yards, including the team's longest play of the year, an 82-yarder...Led the team with five catches and 70 yards in the Sugar Bowl against Ole Miss...Posted career highs in catches (eight) and receiving yards against Iowa State (132)...Recorded six receptions for 101 yards against Kansas State...Appeared in 12 games with seven starts as a sophomore in 2014...Finished with 20 receptions for 268 yards (13.4 avg.)...His receptions and receiving yards totals were fifth on the team...Set then-career highs with six catches for 130 yards against Texas Tech...Posted four catches for 70 yards against UTSA...Played in 13 games as a true freshman...Recorded 22 receptions for 276 yards...Finished fifth on the team in receptions and receiving yards...Tallied a season-high four catches in the Cotton Bowl against Missouri...Posted a season-long 51-yarder against Baylor...Majored in university studies/agricultural sciences and natural resources.

AT A GLANCE

- Played in 51 games over four seasons at Oklahoma State, totaling 146 receptions for 2,466 yards and 13 TDs.
- Finished sixth in school history with 2,466 receiving yards and fourth with a 16.9 receiving average.
- As a senior, ranked third in the nation with at least 50 receptions with a 19.6 receiving average.
- Was named to the All-Big 12 Second Team as a senior.



...Recorded a season-long 69-yard TD against Pittsburgh...Hauled in five passes for 107 yards against Virginia Tech in the Camping World Bowl...Played in 13 games in 2015, starting 12...Posted 45 receptions for 766 yards (17.0 avg.) and five TDs...Was the team's third leading receiver in both yards and catches...Finished second on the team with five receiving TDs...Recorded 33 catches of at least 10 yards and 11 catches of at least 20 yards, including the team's longest play of the year, an 82-yarder...Led the team with five catches and 70 yards in the Sugar Bowl against Ole Miss...Posted career highs in catches (eight) and receiving yards against Iowa State (132)...Recorded six receptions for 101 yards against Kansas State...Appeared in 12 games with seven starts as a sophomore in 2014...Finished with 20 receptions for 268 yards (13.4 avg.)...His receptions and receiving yards totals were fifth on the team...Set then-career highs with six catches for 130 yards against Texas Tech...Posted four catches for 70 yards against UTSA...Played in 13 games as a true freshman...Recorded 22 receptions for 276 yards...Finished fifth on the team in receptions and receiving yards...Tallied a season-high four catches in the Cotton Bowl against Missouri...Posted a season-long 51-yarder against Baylor...Majored in university studies/agricultural sciences and natural resources.

PERSONAL: Attended Wylie (Texas) East High School...Made 84 catches for 1,584 yards and 27 TDs as a senior...Participated in the 2012 Offense-Defense All-American Bowl...Was a first-team all-area selection by the Dallas Morning News...Made 67 catches for 1,047 yards with 10 TDs as a junior...Made 32 catches for 479 yards and six TDs as a sophomore...Also played basketball, where he earned all-district recognition...Ranked by Scout.com as the nation's 25th ranked receiver.

MARCELL ATEMAN'S COLLEGIATE CAREER STATISTICS

Year	School	GP	GS	Rec.	RECEIVING				Att.	RUSHING			
					Yds.	Avg.	Lg.	TD		Yds.	Avg.	Lg.	TD
2013	Oklahoma State	13	0	22	276	12.5	51	0	0	0	-	-	0
2014	Oklahoma State	12	7	20	268	13.4	43	0	0	0	-	-	0
2015	Oklahoma State	13	12	45	766	17.0	82	5	1	1	1.0	1	0
2017	Oklahoma State	13	10	59	1,156	19.6	69t	8	0	0	-	-	0
Collegiate Totals		51	29	146	2,466	16.9	82	13	1	1	1.0	1	0



P.J. HALL

DEFENSIVE TACKLE
6-1 | 308
SAM HOUSTON STATE
NFL EXP.: R
RAIDERS EXP.: R

ACQUIRED: D2-'18
HOMETOWN:
SEGUIN, TEXAS
BORN: 04/05/95

92

TRANSACTIONS: Selected by Oakland Raiders in the second round (57th overall) of the 2018 NFL Draft, April 27, 2018.

COLLEGE: Played four seasons at Sam Houston State, appearing in 56 games...Career totals include 284 tackles (160 solo), an FCS-record 86.5 tackles for loss, a school-record 42 sacks, nine forced fumbles, one fumble recovery, one INT and a school-record 14 blocked kicks...Was a four-time All-American in addition to being one of two Bearkats ever to be named first-team All-Southland Conference in each of his four seasons...As a senior in 2017, was named All-American and first-team All-SLC after making the switch from defensive end to defensive tackle...Led the FCS with four blocked kicks on the season...Credited with 60 tackles (31), tied for the team lead with 19 tackles for loss, finished second on the squad with six sacks and added one forced fumble and one INT...Posted a sack in the season-opener against Nicholls in addition to one blocked kick...Recorded eight stops (five), three for loss, and one sack against Central Arkansas...Notched six tackles (five) including three for loss for the second consecutive week, as well as two sacks versus Stephen F. Austin...Notched four tackles (three), including 1.5 for loss, and one sack in the game against Northwestern State while also tallying two passes defended...Notched four stops (two), one pass defended and one blocked kick against Lamar...Totalled three tackles (two), one for loss, one pass defended and one blocked kick against Abilene Christian...Notched three tackles including 1.5 for loss, one sack and one blocked kick against Houston Baptist...Registered a season-high 11 stops (four) versus Kennesaw State...Finished with five stops and one INT at North Dakota State...In 2016, was named Southland Conference Defensive Player of the Year and finished first-team All-SLC in addition to being a finalist for the Buck Buchanan Award, an honor given to the nation's top defensive player in FCS...Started in all 13 games, finishing with 56 stops (35), a career-high and team-leading 24.5 tackles for loss, a career-high 13 sacks and three forced fumbles...Named SLC Player of the Week and STATS FCS National Player of the Week honors for his efforts in the victory over Lamar, notching nine tackles, 4.5 tackles for loss and two passes defended...Recorded three sacks, four tackles for loss and one forced fumble against Houston Baptist...Notched two sacks and a forced fumble versus Nicholls...Tied the single-game school record and was named SLC Defensive Player of the Week for the second time in the season with four sacks and five tackles for loss in victory over McNeese...Notched one sack and one pass defended against Northwestern State...Made seven tackles (four) and added one sack against Central Arkansas...Registered eight tackles and two sacks in the FCS quarterfinals at James Madison...As a sophomore in 2015, was named STATS FCS All-America Second Team and Associated Press and CollegeSportsMadness All-America Third Team while being named All-SLC First Team at defensive end...Appeared in all 15 games and totaled a team-high 75 tackles (50), 11 sacks, one forced fumble, one fumble recovery, two INTs and tied a career high with five blocked kicks...Notched four tackles and one sack against Houston Baptist...Recorded four stops (two), one sack and his first INT of the season against UIW...Posted five tackles (three) and one sack against Nicholls...Tallied four tackles (three) and a season-high three sacks against A&M-Commerce while adding one blocked kick...Posted one sack against Northwestern State...Notched four tackles, one sack, one INT, two passes defended and two blocked kicks against Southern Utah...Made six tackles (four), two sacks and one blocked kick at McNeese...Recorded a sack and blocked kick for the third consecutive game versus Colgate...As a redshirt freshman in 2014, posted a career-high 93 tackles (44), 12 sacks, 24 tackles for loss, a career-best four forced fumbles, one INT and five blocked kicks...Named first-team All-SLC, third-team Sports Network and Associated press All-America as well as the SLC Freshman of the Year...Also earned College Football Performance Awards FCS Defensive End of the Year and finished third in voting for the Jerry Rice Award, given annually to the best FCS player in the nation...Ranked first in FCS with five blocked kicks, tied for a school record...Was named SLC Defensive Player of the Week three times...Notched his first sack in the season opener against Eastern Washington in addition to one pass defended...Posted his second sack of the season against Lamar while adding his first career blocked kick...Tallied a season-best 11 tackles (five) against McNeese and added two passes defended...Notched his first career multi-sack performance against Northwestern State as well as his first INT...Recorded two sacks in back-to-back contests for the first time in his career against Abilene Christian and also added one pass defended...Notched his second career blocked kick against Incarnate Word...Posted four tackles (two), two sacks, and one blocked kick against Central Arkansas...Posted 10 stops (four), one sack and one blocked kick against Southeastern La. ...Notched a blocked kick for the third consecutive game in addition to one pass defended at Jacksonville State...Tallied two sacks against Villanova, earning a double-digit total on the year...Registered seven stops (five) and one sack in the playoff semifinals at North Dakota State...Majored in criminal justice.

AT A GLANCE

- Appeared in 56 games over his four years at Sam Houston State, starting in 54 of them and made 284 tackles (160 solo), 42 sacks, 86.5 tackles for loss, nine forced fumbles, one fumble recovery, one INT and registered 14 blocked kicks.
- Became the highest drafted player in school history with his second-round selection (57th overall).
- One of two players in school history to earn first-team All-SLC honors in all four years with the team.
- Earned All-American honors in each of his four seasons with the Bearkats, finishing as the runner-up for the Buck Buchanan Award (the nation's top defensive player in FCS) in 2016 and finished third in voting for the Jerry Rice Award in 2014, given to the top freshman in FCS.
- His 86.5 tackles for loss set a new FCS record, a record previously held by Raiders LB/DE James Cowser (80).

PERSONAL: Attended Seguin (Texas) High School...Was named first-team all-district at two positions, defensive end and running back...As a senior in high school, recorded 71 tackles, 10 for loss, six sacks, two forced fumbles, two fumble recoveries and one blocked kick...Also notched 112 carries for 604 yards while adding nine TDs on the ground...Also participated in shotput and discus, finishing third at regionals as a senior with a discus throw of 155 feet.

P.J. HALL'S COLLEGIATE CAREER STATISTICS

Year	School	GP	GS	TACKLES					Yds	INTERCEPTIONS					FUMBLES	
				Tot.	Solo	Asst.	Sacks			No.	Yds	TD	PD		FF	FR
2014	Sam Houston St.	16	14	93	44	49	12.0	68.0		1	5	0	9		4	0
2015	Sam Houston St.	15	15	75	50	25	11.0	61.0		2	2	0	10		1	1
2016	Sam Houston St.	13	13	56	35	21	13.0	72.0		0	0	0	7		3	0
2017	Sam Houston St.	12	12	60	31	29	6.0	34.0		1	20	0	7		1	0
Collegiate Totals		56	54	284	160	124	42.0	235.0		4	27	0	33		9	1

DRAFT PICKS AND UDFAs

259



MAURICE HURST

73

DEFENSIVE TACKLE
6-1 | 291
MICHIGAN
NFL EXP.: R
RAIDERS EXP.: R

ACQUIRED: D5a-'18
HOMETOWN:
CANTON, MASS.
BORN: 05/09/95



TRANSACTIONS: Selected by Oakland Raiders in the fifth round (140th overall) of the 2018 NFL Draft, April 28, 2018.

COLLEGE: Four-year letterman who played in 46 games during his career at Michigan and made 17 starts...Was named Academic All-Big Ten Conference four times (2014-17) and earned U-M Athletic Academic Achievement...Career totals include 133 tackles (64 solo), 33.5 tackles for loss, 12.5 sacks, three passes defended, two forced fumbles, one fumble recovery and one blocked kick...In 2017 as a fifth-year senior, earned his fourth varsity letter and was named Academic All-Big Ten... Was also named by coaches as the Defensive Player of the Year and honored as the team's Bo Schembechler Award winner as the Most Valuable Player...Earned NCAA Consensus All-American honors and also named Associated Press All-American First Team, Sporting News First Team, AFCA All-American First Team and FWA All-Big Ten First Team while finishing as a semifinalist for the Bednarik Award...Started all 13 games at defensive tackle and racked up career highs in tackles (61), tackles for loss (14.5), sacks (five) and passes defended (two), while adding one forced fumble...Registered four tackles, including one for loss, and one forced fumble against Purdue...Notched a career-high 10 tackles (six) and 3.5 tackles for loss against MSU...Tallied five stops and a half-sack against Indiana while also registering his first blocked FG...Recorded a sack against Penn State...Notched eight stops and one sack against Rutgers...Made one sack in the contest

AT A GLANCE

- Appeared in 46 games during his five seasons (2013-17) with the team, making 17 starts and contributing 133 tackles (64 solo), 33.5 tackles for loss, 12.5 sacks, three passes defended, two forced fumbles, one fumble recovery and one blocked kick.
- Four-year letterman for the Wolverines and was named to the Academic All-Big Ten Conference team four times.
- In 2017, was a Consensus All-American, the team's Bo Schembechler Award winner as Most Valuable Player, Defensive Player of the Year as selected by the coaching staff, Associated Press All-America First Team, Sporting News All-America First Team, Walter Camp Football Foundation Second Team, AFCA All-America First Team, Football Writers Association All-Big Ten First Team, a semifinalist for the Chuck Bednarik Award.
- Named to the Bednarik Awards watch list in 2015 and 2017, while also being named to the watch list for the Nagurski Trophy and Outland Trophy in 2017.




against Minnesota...Made nine tackles and one sack against at Maryland...Notched a half-sack at Wisconsin...In 2016, earned his third varsity letter and was named Academic All-Big Ten Conference...Played in 12 contests and totaled 34 tackles (19), 11.5 tackles for loss, 4.5 sacks, one pass defended and one forced fumble...Recorded three tackles and a fumble recovery in the contest against UCF...Registered his first sack of the season and two stops against Colorado...Notched seven tackles, three for loss, and one sack against Penn State and was named Defensive Lineman of the Game...Earned a half-sack and one pass defended in the matchup against OSU...Recorded three stops, including two for loss, one sack and his first career forced fumble in the Orange Bowl verses Florida State...In 2015, earned U-M Athletic Academic Achievement, was named Academic All-Big Ten and was a member of the Chuck Bednarik Award watch list...Played in all 13 games and made four starts...Posted his first career sack against UNLV...Recorded a sack against BYU...Made a sack for the third consecutive week against Maryland...Tallied a then-career-best seven tackles at Indiana...As a sophomore in 2014, earned his first Academic All-Big Ten honor and varsity letter...Appeared in eight contests and tallied three tackles...In 2013, did not see game action...Graduated from the School of Kinesiology with a sport management degree.

PERSONAL: Attended Xaverian Brothers (Mass.) High School...Tallied 61 tackles, 13.5 for loss, nine sacks and four forced fumbles as a junior while being named to the Massachusetts High School Football Coaches Association All-State Team two times (2011-12)...Son of former New England Patriot Maurice Hurst...Enrolled in the School of Social Work graduate program.

MAURICE HURST'S COLLEGIATE CAREER STATISTICS

Year	School	GP	GS	TACKLES				Yds	INTERCEPTIONS				FUMBLES	
				Tot.	Solo	Asst.	Sacks		No.	Yds	TD	PD	FF	FR
2014	Michigan	8	0	3	3	0	0.0	0.0	0	0	0	0	0	0
2015	Michigan	13	4	35	17	18	3.0	18.0	0	0	0	0	0	0
2016	Michigan	12	0	34	19	15	4.5	33.0	0	0	0	1	1	1
2017	Michigan	13	13	61	25	36	5.0	31.0	0	0	0	2	1	0
Collegiate Totals		46	17	133	64	69	12.5	82.0	0	0	0	3	2	1



ARDEN KEY

DEFENSIVE END
6-5 | 238
LSU
NFL EXP.: R
RAIDERS EXP.: R

ACQUIRED: D3b-'18
HOMETOWN:
DECATUR, GA.
BORN: 05/03/96

99



TRANSACTIONS: Selected by Oakland Raiders in the third round (87th overall) of the 2018 NFL Draft, April 27, 2018.

COLLEGE: Played three seasons at LSU (2015-17), appearing in 31 games and making 28 starts...Was named Associated Press All-SEC First Team in both 2017 and 2016...Earned second-team All-SEC honors from coaches in 2016...Named to the 2015 Freshman All-American Team by ESPN.com and 247Sports as well as being recognized by coaches as a member of the SEC All-Freshman Team...Career totals include 130 tackles (59 solo), 26.5 tackles for loss and 21 sacks...As a junior in 2017, played and started in eight contests, racking up 33 tackles, 5.5 for loss, four sacks and one forced fumble en route to first-team All-SEC honors...Notched a half-sack in the season-opener against Mississippi State...Recorded six stops (three) and one sack in the victory over Auburn...Notched a season-high two sacks and a forced fumble in the win at Mississippi...Totaled a season-high eight tackles (four) and a half-sack in the contest at Alabama...In 2016 as a sophomore, named first-team All-SEC after setting the school record with 12 sacks, while also leading the team with 14.5 tackles for loss...Finished with 56 total stops (24) and added three forced fumbles, one fumble recovery and three passes defended...Notched six tackles (three) and two sacks in the season-opener against Wisconsin...Tallied one sack against Jacksonville State...Recorded his second multi-sack game (two) of the season against Mississippi State and added his first forced fumble of the year...Totaled six tackles (two) and 1.5 sacks, his fourth straight game with a sack and also added a forced fumble against Auburn...Notched a half-sack against Missouri...Made five stops (two) and 1.5 sacks, adding one pass defended against Mississippi...Made a half-sack, five stops (two) and a fumble recovery against Alabama...Recorded one sack and one pass defended at Arkansas...Notched his third multi-sack game of the season in the finale against Louisville, reaching the quarterback two times and totaling six stops (five)...In 2015, earned Freshman All-American honors and was named to the SEC All-Freshman Team after appearing in all 12 games, starting the final nine, totaling 41 tackles (20), five sacks, one pass defended and one fumble recovery...Recorded a sack in his first game at LSU against Mississippi State while adding three stops (two) and one pass defended...Added a half-sack against Florida...Totaled six tackles (four), one sack and one fumble recovery in the contest against Alabama...Notched a sack in consecutive games for the first time in his career in the matchup versus Arkansas...Totaled 1.5 sacks and eight tackles against Texas A&M...Majoried in interdisciplinary studies.

AT A GLANCE

- Appeared 31 games and made 28 starts in three years at LSU, registering 130 tackles, 26.5 for loss and 21 sacks.
- His 21 career sacks are tied for third-most in school history with Gabe Northern.
- Was named Associated Press All-SEC First Team in 2017 after recording 33 tackles, four sacks and a forced fumble.
- Named Associated Press All-SEC First Team as a sophomore in 2016 after posting a school record 12 sacks.
- Earned Freshman All-America honors in 2015 after playing in all 12 contests and collecting 41 tackles and five sacks.
- Touted as the No. 4 overall prospect in Georgia as a senior in high school after racking up 15.5 sacks in 2014.



PERSONAL: Attended Hapeville Charter Academy in Atlanta, Ga. ...Unanimously rated as a four-star prospect by Rivals, 247Sports, Scout and ESPN...Ranked as the No. 24 overall prospect nationally by ESPN...Touted as the No. 4 overall player in prep...Tallied 15.5 sacks as a senior in 2014 while accounting for over 100 tackles and eight sacks as a junior in 2013...Notched 12 sacks as a sophomore in 2012 and was a member of Rivals 250, Scout 300, 247Sports Top 247 and ESPN 300...Invited to play in the Under Armour All-American Game and was a Class 2A first-team All-State selection.

ARDEN KEY'S COLLEGIATE CAREER STATISTICS

Year	School	GP	GS	TACKLES					Yds	INTERCEPTIONS					FUMBLES	
				Tot.	Solo	Asst.	Sacks			No.	Yds	TD	PD		FF	FR
2015	LSU	12	9	41	20	21	5.0	33.0		0	0	0	1		0	1
2016	LSU	11	11	56	24	32	12.0	85.0		0	0	0	3		3	1
2017	LSU	8	8	33	15	18	4.0	21.0		0	0	0	0		1	0
Collegiate Totals		31	28	130	59	71	21.0	139.0		0	0	0	4		4	2



KOLTON MILLER

77

TACKLE
6-8 | 309
UCLA
NFL EXP.: R
RAIDERS EXP.: R

ACQUIRED: D1-'18
HOMETOWN:
ROSEVILLE, CALIF.
BORN: 10/09/95



TRANSACTIONS: *Selected by Oakland Raiders in the first round (15th overall) of the 2018 NFL Draft, April 26, 2018.*

COLLEGE: Played three seasons at UCLA after redshirting as a true freshman...Appeared in 31 games with 23 starts over his career, seeing action at both left and right tackle...Started all 13 games at left tackle as a redshirt junior in 2017...Named to All-Pac-12 Conference Second Team by the league's coaches...Was part of an offensive unit that ranked third in the conference in total offense (379.8 yards per game)...Helped improve the team's rushing output by almost a full yard per carry from 2016 (2.9 to 3.7 avg.)...Blocked for QB Josh Rosen, who was the 10th overall pick in the 2018 NFL Draft...Rosen finished near the top of the Pac-12 in numerous passing categories, including completions (283), passing yards (3,756), TDs (26) and passer rating (147.0)...Helped Rosen throw for 491 yards in the season opener vs. Texas A&M, a passing total that ranks third in school history...Blocked for Rosen as he completed 88 percent of his passes against Hawaii and also threw a career-high five TDs in the contest...Rosen threw for 480 yards and three TDs against Stanford...Started the first five games of the year in 2016 at right tackle...Missed the remainder of the season due to a leg injury...Helped Rosen throw for 307 yards and two TDs in the win over BYU...Appeared in 13 games as a redshirt freshman...Started five games at tackle and contributed on special teams in the other eight...Part of an offensive line that surrendered just 14 sacks, the second-lowest total in school history...Helped pave the way for RB Paul Perkins, the third leading rusher in school history, as he rushed for 1,394 yards on 237 rushes and 14 TDs on the year...Rosen also set numerous single-season freshman school records, including most passing yards (3,668), most TD passes (23) and most passing attempts (487)...Started and helped Rosen set a freshman single-game record with 399 passing yards and three TDs against California...Redshirted as a true freshman in 2014...Majored in political science.

PERSONAL: Attended Roseville (Calif.) High School...Was born in nearby Redwood City, Calif. ...Was a Cal-Hi Sports All-Northern California First Team and All-State selection...Named to the Sierra Football League First Team and All-Metro First Team by the Sacramento Bee as a senior...Was named a team captain for the Sacramento Optimist All-Star Game...Was Rivals' 31st ranked offensive tackle in the nation and the 35th ranked prospect in the state of California.


AT A GLANCE

- Played in 31 games with 23 starts at both left and right tackle over three seasons at UCLA.
- Named to All-Pac-12 Conference Second Team by the league's coaches in 2017.
- Helped block for UCLA QB Josh Rosen, the 10th overall pick in the 2018 NFL Draft, throughout his career.
- Attended Roseville (Calif.) High School outside Sacramento, and was ranked as the 31st offensive tackle in the nation by Rivals coming out of high school.



KOLTON MILLER'S COLLEGIATE CAREER GAMES PLAYED/STARTED

Year	School	GP	GS
2015	UCLA	13	5
2016	UCLA	5	5
2017	UCLA	13	13
Collegiate Totals		31	23



NICK NELSON

38

CORNERBACK
5-11 | 200
WISCONSIN
NFL EXP.: R
RAIDERS EXP.: R

ACQUIRED: D4-'18
HOMETOWN:
GLENARDEN, MD.
BORN: 10/16/96



TRANSACTIONS: Selected by Oakland Raiders in the fourth round (110th overall) of the 2018 NFL Draft, April 28, 2018.

COLLEGE: Played for two different schools over three seasons, starting his career at Hawaii before transferring to Wisconsin... Appeared in 37 career games with 35 starts, totaling 124 tackles (95 solo), 42 passes defended, one sack and two forced fumbles... Transferred to Wisconsin prior to the 2016 season and redshirted... Started all 14 games for the Badgers in 2017, posting 35 tackles and 21 passes defended... His 21 passes defended set a single-season school record and led the nation... Also returned 24 punts for 206 yards (8.6 avg.) and one TD... Was named to the

All-Big Ten First Team and the CBS All-American Second Team... Made his Wisconsin debut vs. Utah State and finished with two tackles... Notched five tackles and two passes defended against Purdue... Tallied one tackle and four passes defended at Illinois... Posted five tackles and four passes defended at Indiana... Tallied his first TD of the season, returning a punt 50 yards for the score against Michigan... Made four tackles in the Big Ten Championship against Ohio State... Played two years at Hawaii, appearing in

AT A GLANCE

- Played in 37 career games over three seasons for Wisconsin and Hawaii.
- Transferred to Wisconsin prior to the 2016 season, and sat out the season as a redshirt.
- Was named to the All-Big Ten First Team and the CBS All-American Second Team in 2017.
- Led the nation and set a Wisconsin school record with 21 passes defended last season.


23 games with 21 starts and totaling 89 tackles, 21 passes defended, one sack and two forced fumbles... Started all 13 games in 2015... Finished the year with 53 tackles, 15 passes defended, one sack and one forced fumble... Tallied a career-high 11 tackles and three passes defended against Colorado... Posted nine tackles and one pass defended at Wisconsin... Notched seven tackles, two passes defended and one sack against San Jose State... Played in 10 games with eight starts in 2014, totaling 36 tackles, six passes defended and one forced fumble... Made six tackles and tallied three passes defended against Wyoming... Recorded seven tackles against Nevada... Tallied four tackles, one pass defended and one forced fumble at Colorado State... Majored in life sciences and communication.

PERSONAL: Attended Suitland High School in District Heights, Md. ... Played wide receiver and defensive back... Finished senior season with 20 catches for 503 yards and five TDs... Helped Suitland to county and regional championships and a Class 4A state runner-up finish... Named honorable mention all-state and first-team all-county at receiver as a senior... Selected for 2014 Offense-Defense All-American Bowl.



NICK NELSON'S COLLEGIATE CAREER STATISTICS

Year	School	GP	GS	Tot.	TACKLES			Yds	INTERCEPTIONS				FUMBLES	
					Solo	Asst.	Sacks		No.	Yds	TD	PD	FF	FR
2014	Hawaii	10	8	36	31	5	0.0	0.0	0	0	0	6	1	0
2015	Hawaii	13	13	53	38	15	1.0	9.0	0	0	0	15	1	0
2017	Wisconsin	14	14	35	26	9	0.0	0.0	0	0	0	21	0	0
Collegiate Totals		37	35	124	95	29	1.0	9.0	0	0	0	42	2	0



BRANDON PARKER

75

TACKLE
6-8 | 305
NORTH CAROLINA A&T
NFL EXP.: R
RAIDERS EXP.: R

ACQUIRED: D3a-'18
HOMETOWN:
KANNAPOLIS, N.C.
BORN: 10/21/95



TRANSACTIONS: Selected by Oakland Raiders in the third round (65th overall) of the 2018 NFL Draft, April 27, 2018.

COLLEGE: Played four seasons at North Carolina A&T, starting all 48 games of his career at left tackle...Never missed a start throughout his career...Was a three-time FCS All-American at left tackle (2015-17)...Named the Mid-Eastern Athletic Conference Offensive Lineman of the Year for three straight years from 2015-17...Was a four-time All-MEAC selection in each season, including a first-team selection in his last three seasons...Never surrendered a sack in his career and was only called for seven penalties...Behind Parker, the Aggies had the MEAC's top-ranked rushing offense for three straight seasons from 2015-17...Started all 12 games at left tackle as a senior...Named the MEAC Offensive Lineman of the Year...Named to the FCS All-American First Team and the All-MEAC First Team...Earned MEAC Offensive Lineman of the Week eight times...Finished in the top-10 in voting for the Walter Payton Award that recognizes the best offensive player in FCS...Helped the Aggies rank first in the conference in total first downs, rushing offense, scoring offense, fewest sacks allowed, passing offense and total offense...Started all 12 games as a junior...Named the MEAC Offensive Lineman of the Year...Named to the FCS All-American First Team and the All-MEAC First Team...Earned MEAC Offensive Lineman of the Week five times...Helped the Aggies produce the no. 1 total offense, rushing offense and third-rated passing offense in the conference...NC A&T also allowed the fewest sacks and RB Tarik Cohen set the single-season school rushing record (1,583 yards) and QB Lamar Raynard set a school record for single-season completion percentage (64.6)...Started all 12 games at left tackle as a sophomore...Named the MEAC Offensive Lineman of the Year...Named to the FCS All-American First Team and the All-MEAC First Team...Was the first Aggie to win MEAC Offensive Lineman of the Year since 2001...Started all 12 games as a true freshman...Named to the All-MEAC Third Team...Majoried in electrical engineering.

PERSONAL: Attended A.L. Brown High School in Kannapolis, N.C. ...Ranked the 46th prospect in the state by Max Preps...Father, Curtis, was an offensive lineman at North Carolina...Sister, Jasmine, played for the women's basketball team at NC A&T.


AT A GLANCE

- Started all 48 games of his college career at North Carolina A&T, never missing a game.
- Named an FCS All-American left tackle three times from 2015-17.
- Named the Mid-Eastern Athletic Conference Offensive Lineman of the Year for three straight years from 2015-17, and was selected to the All-MEAC teams four times.
- Did not surrender a sack his entire career.



BRANDON PARKER'S COLLEGIATE CAREER GAMES PLAYED/STARTED

Year	School	GP	GS
2014	North Carolina A&T	12	12
2015	North Carolina A&T	12	12
2016	North Carolina A&T	12	12
2017	North Carolina A&T	12	12
Collegiate Totals		48	48



JOHNNY TOWNSEND 5

PUNTER
6-1 | 210
FLORIDA
NFL EXP.: R
RAIDERS EXP.: R

ACQUIRED: D5b-'18
HOMETOWN:
ORLANDO, FLA.
BORN: 02/14/95



TRANSACTIONS: Selected by Oakland Raiders in the fifth round (173rd overall) of the 2018 NFL Draft, April 28, 2018.

COLLEGE: Played in 44 games over four seasons (2013, 2015-17) at Florida...Totaled 240 punts for 11,090 yards (46.2 avg.), 90 punts placed inside the opponents' 20-yard line and just 22 touchbacks...Leaves school as Florida's all-time leading punter with 11,090 yards and 240 total punts...Ranks fifth in SEC history in punting yards and tied for ninth in punts...His 46.2 career average ranks first in SEC history...Recorded 11 punts of over 60 yards throughout his career...Led the nation and the SEC in punting yardage during his junior and senior seasons...His average as a senior in 2017 (47.5) ranked second all-time in school history behind his own average of 47.9 yards, which he set in 2016...Appeared in 11 games as a senior, finishing the season averaging 47.5 yards per punt on 64 punts for 3,043 yards...Recorded 27 punts of over 50 yards throughout the season, including six over 60 yards...Notched 27 punts inside the 20...Named a consensus second-team All-American and garnered All-SEC First Team honors by the Associated Press and All-SEC Second Team honors by the league coaches...Booted a career-long punt of 70 yards against Georgia, and his average of 54.4 yards per punt (seven punts for 381 yards) set a school record for highest average...Earned Ray Guy Punter of the Week honors after he tallied five punts for 246 yards (49.2 avg.) against LSU...Punted in 13 games as a junior, tallying 64 punts for 3,065 yards (47.9 avg.)...Named to the CBS Sports All-American First Team...Tabbed to the All-SEC First Team by ESPN...Selected to All-SEC Second Team by the Associated Press and league coaches...Ranked first in the nation with a 47.9 punting average on 64 punts for the season...Posted 29 punts of at least 50 yards and 27 punts inside the 20-yard line...Named the Ray Guy Punter of the Week after his performance at Vanderbilt, which included a 51.9-yard average on seven punts with five inside the 20-yard line and a long of 62 yards...Appeared in 14 games in 2015, tallying 83 punts for 3,765 yards (45.4 avg.)...His 45.4 punting average ranked third in the country and first in the SEC...Named to All-SEC First Team by ESPN...Named to All-SEC Second Team by the AP and league coaches...Redshirted in 2014...Appeared in six games as a true freshman, recording 29 punts for 1,217 yards (42.0 avg.)...Placed six punts inside the opponents' 20...Selected to the All-SEC Freshmen Team by the league coaches...Majored in telecommunication.

AT A GLANCE


- Punted in 44 games over four seasons at Florida, totaling 240 punts for 11,090 yards (46.2 avg.).
- Is Florida's all-time leading punter with 11,090 yards and 240 total punts, and ranks fifth in SEC history in punting yards.
- His 46.2 career punting average ranks first in SEC history, and he led the nation in punting as a junior and senior.
- Recorded 11 punts over 60 yards and 90 punts placed inside the opponents' 20-yard line over his career.



PERSONAL: Attended William R. Boone High School in Orlando, Fla. ...Played free safety, quarterback and punter in high school...Also played baseball and was an All-Metro performer...Averaged 44.6 yards per punt as a senior...Named 2012 First Team Punter Florida Athletic Coaches Association District 11 (Orange and Osceola County Schools), All-District and to the Orlando Sentinel Super 60...Named to the 2012 Florida Class 8A All-State team and played in the Central Florida All-Star Game...Named a U.S. Army All-American...Won the 2013 Felix "Doc" Blanchard Award, given annually to the top player at the U.S. Army All-American game who best exemplifies the U.S. Army's high standard of excellence in community service, education and athletic distinction.

JOHNNY TOWNSEND'S COLLEGIATE CAREER STATISTICS

Year	School	GP	Punts	Yds.	Avg.	In 20	TB	Lg.	Blk.
2013	Florida	6	29	1,217	42.0	6	5	61	0
2015	Florida	14	83	3,765	45.4	30	5	61	0
2016	Florida	13	64	3,065	47.9	27	7	62	1
2017	Florida	11	64	3,043	47.5	27	5	70	1
Collegiate Totals		44	240	11,090	46.2	90	22	70	2



AZEEEM VICTOR

57

LINEBACKER
6-2 | 240
WASHINGTON
NFL EXP.: R
RAIDERS EXP.: R

ACQUIRED: D6-'18
HOMETOWN:
COMPTON, CALIF.
BORN: 09/19/95



TRANSACTIONS: Selected by Oakland Raiders in the sixth round (216th overall) of the 2018 NFL Draft, April 28, 2018.

COLLEGE: Played four seasons at Washington (2014-17), appearing in 44 games and making 26 starts...Named All-Pac-12 First Team as a junior in 2016 and earned honorable mention All-Pac-12 in 2015...Career totals with the Huskies include 197 tackles (129 solo), 3.5 sacks, one INT, 10 passes defended, three forced fumbles and two fumble recoveries...In 2017, played in nine games and made five starts...Recorded a team-high 10 tackles and one sack in the Pac-12 opener against Colorado...Recorded two tackles and one sack in the contest at Stanford...In 2016, played in and started 10 games before a season-ending injury...Earned All-Pac-12 First Team selection despite missing four games on the year...Finished third on the team with 67 stops (45) and added one pass defended, one forced fumble and one fumble recovery...Recorded 11 tackles in the season-opening victory over Rutgers...Tied for the team lead in tackles against Idaho, including one for loss...Also recorded a fumble recovery for a TD in the same contest...Notched 10 tackles and a forced fumble in the win at Arizona...Led all players with 11 stops in the win over Stanford...Was named Walter Camp Foundation National Player of the Week and Pac-12 Player of the Week on defense for his performance against Utah, racking up 16 tackles, the most by a Husky since 2012...In 2015, played in all 13 games and made 11 starts, earning honorable mention All-Pac 12...Named the winner of the Earle T. Grant Tough Husky Award...Finished 10th in the Pac-12 in tackles (95), adding 1.5 sacks, one INT returned for a TD, six passes defended, two forced fumbles and one fumble recovery...Totaled 14 stops (11) in the season opener at Boise state...Registered a game-high 12 tackles, including one for loss in the contest against California...Recorded a team-high 10 tackles, including two for loss and a half-sack in the victory over USC...Notched eight tackles versus Utah...Registered nine stops, including one for loss, while adding a pass defended at Arizona State...Notched his first career INT and returned it for a TD in the Apple Cup victory over Washington State...Recorded seven tackles, one sack, one forced fumble and two passes defended in the Heart of Dallas Bowl win over Southern Miss...Played in 12 of the team's 14 contests in 2014, appearing primarily on special teams while recording five tackles (four) on defense on the year...Did not see game action in 2013, but was named the Brian Stapp Special Teams Scout Squad MVP.

AT A GLANCE

- Appeared in 44 games over four years (2014-17) with Washington, starting 26 of them and registering 197 tackles (129 solo), 3.5 sacks, one INT, 10 passes defended, three forced fumbles and two fumble recoveries.
- Named All-Pac-12 First Team in 2016 and was honorable mention in 2015.
- In 2013 as a true freshman, won the Huskie's Brian Stapp Special Teams Scout Squad MVP Award.
- Named to the All-Valley Vista League First Team as a senior in high school, while also earning second-team all-area from the San Gabriel Valley Tribune.




Recorded 11 tackles in the season-opening victory over Rutgers...Tied for the team lead in tackles against Idaho, including one for loss...Also recorded a fumble recovery for a TD in the same contest...Notched 10 tackles and a forced fumble in the win at Arizona...Led all players with 11 stops in the win over Stanford...Was named Walter Camp Foundation National Player of the Week and Pac-12 Player of the Week on defense for his performance against Utah, racking up 16 tackles, the most by a Husky since 2012...In 2015, played in all 13 games and made 11 starts, earning honorable mention All-Pac 12...Named the winner of the Earle T. Grant Tough Husky Award...Finished 10th in the Pac-12 in tackles (95), adding 1.5 sacks, one INT returned for a TD, six passes defended, two forced fumbles and one fumble recovery...Totaled 14 stops (11) in the season opener at Boise state...Registered a game-high 12 tackles, including one for loss in the contest against California...Recorded a team-high 10 tackles, including two for loss and a half-sack in the victory over USC...Notched eight tackles versus Utah...Registered nine stops, including one for loss, while adding a pass defended at Arizona State...Notched his first career INT and returned it for a TD in the Apple Cup victory over Washington State...Recorded seven tackles, one sack, one forced fumble and two passes defended in the Heart of Dallas Bowl win over Southern Miss...Played in 12 of the team's 14 contests in 2014, appearing primarily on special teams while recording five tackles (four) on defense on the year...Did not see game action in 2013, but was named the Brian Stapp Special Teams Scout Squad MVP.

PERSONAL: Attended Pomona (Calif.) High School his senior year while attending Lynwood (Calif.) High School his sophomore and junior year of prep...Named All-Valley Vista League First Team as a senior and also selected as second-team all-area by the San Gabriel Valley Tribune in 2012...Rated the No. 62 outside linebacker prospect in the country and No. 86 player overall in California by Rivals...Ranked the No. 106 outside linebacker recruit in the country by Scout.

AZEEEM VICTOR'S COLLEGIATE CAREER STATISTICS

Year	School	GP	GS	TACKLES				Yds	INTERCEPTIONS				FUMBLES	
				Tot.	Solo	Asst.	Sacks		No.	Yds	TD	PD	FF	FR
2014	Washington	12	0	5	4	1	0.0	0.0	0	0	0	0	0	0
2015	Washington	13	11	95	59	36	1.5	12.0	1	27t	1	6	2	1
2016	Washington	10	10	67	45	22	0.0	0.0	0	0	0	1	1	1
2017	Washington	9	5	30	21	9	2.0	7.0	0	0	0	3	0	0
Collegiate Totals		44	26	197	129	68	3.5	19.0	1	27t	1	10	3	2

UNDRAFTED FREE AGENTS



MARCUS BAUGH 83

TE | 6-4 | 247 | Rookie | OHIO STATE | 12/09/94

Signed by Oakland Raiders as an undrafted free agent, May 3, 2018...Played four years at Ohio State, seeing action in 52 games with 29 starts...Recorded 55 career receptions for 607 yards (11.0 avg.) with eight TDs...Earned All-Big Ten Honorable Mention accolades twice...Had at least one reception in 23 of his final 24 collegiate games...Reception total ranks ninth all-time among Ohio State tight ends, while TD total ranks seventh...As a senior, played in all 14 games...Recorded 28 catches for 304 yards (10.9 avg.) with five TDs...Named honorable mention All-Big Ten...Was one of two Buckeyes to record at least one reception in each game...Had a 10-yard TD catch against Maryland...Totaled three receptions for a season-high 1:48 remaining against Penn State...Posted a 12-yard TD catch against Illinois...Hauled in a game-tying 25-yard TD pass at Michigan...Totaled a season-high four catches for 40 yards against USC in the Cotton Bowl...As a junior, registered 24 catches for 269 yards with two TDs...Named honorable mention All-Big Ten...Had a 16-yard TD reception against Rutgers...Recorded a career-high five catches for 55 yards and a TD at Penn State...As a sophomore, saw action in 13 games...Had two catches for 32 yards, including a 27-yard catch against Notre Dame...As a freshman, played in 12 games and only reception was a 2-yard TD against Kent State...Attended John W. North High School in Riverside, Calif. ...Consensus four-star prospect and named a Top-150 player by Scout.com (No. 73), ESPN.com (No. 102) and Rivals.com (No. 148)...Named a Top-3 tight end by both Scout.com and 247Sports.com...Played in the 2013 Under Armour All-American Game...As a senior, totaled 38 receptions for 610 yards and three TDs...Named second-team all-state Division II...As a junior, caught 30 passes for 528 yards and seven TDs...Also played wide receiver, running back and linebacker.



SAEED BLACKNALL 80

WR | 6-2 | 208 | Rookie | PENN STATE | 03/17/96

Signed by Oakland Raiders as an undrafted free agent, May 3, 2018...Played four years at Penn State, playing in 48 games with 15 starts...Totaled 50 career receptions for 979 yards (19.6 avg.) with seven TDs...Three-time Academic All-Big Ten selection...As a senior, appeared in all 13 games with four starts...Recorded a career-high 17 receptions for 289 yards and two TDs...Had three catches for 64 yards with a 35-yard TD reception against Georgia State...Made first start of the season and had an 18-yard reception against Indiana...Hauled in four passes for a game-high 74 yards at Northwestern, earning Pro Football Focus Big Ten Team of the Week honors...Recorded a 27-yard TD reception at Michigan State...Made first-career special teams tackle against Pittsburgh...Named Academic All-Big Ten...As a junior, saw action in nine games with seven starts...Totaled 15 catches for a career-high 347 yards (23.1 avg.) with three TDs...Had six catches of 20-or-more yards...Recorded a 42-yard catch at Purdue...Caught a 43-yard pass at Indiana...Notched career highs with six receptions for 155 yards and two TDs in the Big Ten Championship Game against Wisconsin...Hauled in a 40-yard TD pass in the second quarter and a career-long 70-yard catch-and-run for a TD in the third quarter...Yardage total broke the Big Ten Championship Game record and 70-yard catch became the third-longest in Big Ten Championship Game history...Named Academic All-Big Ten...As a sophomore, played in 13 games with three starts...Notched eight catches for 248 yards and one TD...Totaled four catches for 101 yards against San Diego State...Hauled in a 46-yard pass...Had a 25-yard TD reception against Michigan...Recorded a 59-yard catch at Michigan State...Named Academic All-Big Ten...As a freshman, appeared in 13 games with one start...Had 11 catches for 112 yards and one TD...Made collegiate debut against UCF in the Croke Park Classic in Dublin, Ireland...Had first-career catch against UMass...Made first-career start at Michigan...Had four catches, including a 24-yard TD, against Ohio State...Attended Manalapan (N.J.) High School...Helped team to a combined 32-5 record during final three seasons and compiled nearly 2,000 receiving yards and 35 TDs...Two-time all-state selection, while earning first-team all-region, all-district and All-Shore Conference honors for three-straight years...Selected to play in the Semper Fidelis All-American Game and the USA U-19 All-American Game...Rated a four-star recruit by all four major recruiting services...Ranked among the top-150 recruits nationally by ESPN.com, Scout.com and 247Sports.com...Rated a top-five recruit in New Jersey by ESPN.com (No. 3), Rivals.com (No. 4) and 247Sports.com (No. 3)...As a senior, totaled 52 receptions for 707 yards and 15 TDs...As a junior, racked up 1,359 all-purpose yards with 16 TDs...Caught 40 passes for 743 yards, recorded 10 carries for 114 yards and returned kicks for 502 yards...As a sophomore, saw action at running back and safety...Also lettered three times in track and field.

UNDRAFTED FREE AGENTS



PAUL BUTLER

84

TE | 6-6 | 252 | Rookie | CALIFORNIA (PA) | 04/26/93

Signed by Oakland Raiders as an undrafted free agent, May 7, 2018...Signed after participating on a tryout basis at the team's rookie mini-camp in May...Appeared in 33 games over four seasons (2013-16) at California (Pa.), totaling 32 receptions for 381 yards (11.9 avg.) with five TDs...Appeared in all 12 games with eight starts at tight end as a senior in 2016...Finished with 173 receiving yards and three touchdowns on 15 catches...Recorded a 10-yard touchdown reception at Seton Hill...Made two receptions for 20 yards against Slippery Rock...Set a career high with five receptions for 58 yards at Clarion...Posted a 5-yard TD against Edinboro...Tallied a 1-yard TD against IUP in NCAA Playoffs...Played in one game as a junior before suffering an injury...Made one reception for three yards in start at Virginia State...Appeared in all 10 games with one start at tight end as a sophomore...Totalled 154 receiving yards and one TD on 11 receptions...Posted two receptions for 18 yards against Edinboro...Recorded 16 receiving yards on two catches at Seton Hill...Set a career high with 81 receiving yards on four receptions with one TD against Slippery Rock...Played in 10 games and made three starts at tight end as a freshman...Totalled five receptions for 51 yards and one TD...Posted 36 yards on two catches in his college debut at Hillsdale...Caught a TD in first career start against Kutztown...Tallied two receptions at Seton Hill...Majored in sport management...Attended DuBois (Pa.) High School.



JASON CABINDA

46

LB | 6-1 | 243 | Rookie | PENN STATE | 03/17/96

Signed by Oakland Raiders as an undrafted free agent, May 3, 2018...Played four years at Penn State, appearing in 43 games with 36 starts...Finished career ranked No. 9 on Penn State's all-time list with 286 tackles (115 solo)...Also totaled six career sacks, 16.5 tackles for loss, three forced fumbles, one fumble recovery, 11 passes defended and one INT...As a senior, started all 13 games...Garnered second-team All-American honors from SB Nation...Earned second-team All-Big Ten (coaches) and honorable mention All-Big Ten (media) honors...Quarterfinalist for the Lott IMPACT Trophy...Named to the preseason watch list for the Bednarik Award, Butkus Award, Lott IMPACT Trophy and Nagurski Award...Totalled 88 tackles (55), 2.5

sacks, 6.5 tackles for loss, two forced fumbles, one fumble recovery and three passes defended...Totalled six tackles, including 1.5 tackles for loss, at Iowa...Racked up a career-high 14 tackles with one sack and one fumble recovery against Indiana...Named Lott IMPACT Player of the Week and earned Pro Football Focus Big Ten Team of the Week honors...Led all defenders with 12 tackles, including a sack and forced fumble, against Michigan...Posted a game-high 11 stops and helped limit Rutgers to just 43 yards passing, the fewest allowed by Penn State in Big Ten play...Notched four tackles (three) with a sack and forced fumble at Maryland...As a junior, started nine games...Named third-team All-Big Ten (coaches) and honorable mention All-Big Ten (media)...Selected to the Bednarik Award, Butkus Award and Lott IMPACT Trophy preseason watch lists...Racked up 81 tackles (36), one sack, four tackles for loss and three passes defended...After missing five games, returned to notch 13 tackles with two tackles for loss against Ohio State...Posted a sack for a loss of 13 yards on Ohio State's final drive...Posted nine tackles and helped limit Iowa to 30 rushing yards...Had three stops and a career-high two passes defended against Rutgers...Named to the Pro Football Focus Big Ten Team of the Week...Logged 11 tackles (seven) against USC in the Rose Bowl...As a sophomore, started all 13 games and racked up a career-high 100 tackles (39)...Also posted 2.5 sacks, 5.5 tackles for loss, one forced fumble, five passes defended and one INT...Named honorable mention All-Big Ten...Posted a career-high 14 tackles and notched his first-career sack and forced fumble on the same play against Army...Posted only career INT at Northwestern...Credited with eight tackles, including 1.5 tackles for loss, in the TaxSlayer Bowl against Georgia...As a freshman, appeared in nine games with one start...Named honorable mention Big Ten All-Freshman Team by BTN.com...Notched 17 tackles (eight)...Made first career start and posted five tackles at Illinois...Attended Hunterdon Central High School in Flemington, N.J...Consensus three-star recruit and a Top-100 recruit as a multi-position player...Set school record with 50 TDs as a running back...Three-time all-county, all-area, All-West Jersey and All-Skyland Conference selection...As a senior, named first-team all-metro, the MSG Varsity Tri-State Player of the Year and second-team all-state as a running back and linebacker...Racked up 1,258 yards and 17 TDs...Led team to the NJSIAA Group IV State Championship in 2013...As a junior, gained 1,793 yards with 24 TDs...As a sophomore, totaled 687 yards with seven TDs...Also earned three letters in basketball.




DALLIN LEAVITT 45

S | 5-10 | 203 | Rookie | UTAH STATE | 08/08/94

Signed by Oakland Raiders as an undrafted free agent, May 14, 2018...Signed after participating on a tryout basis at the team's rookie mini-camp in May...Played two years at Utah State after playing two years at BYU...In all, played in 45 games with 26 starts...Career totals included 211 tackles (121 solo), seven INTs, six tackles for loss, 1.5 sacks and eight passes defended...Two-time Academic All-Mountain West selection...As a senior, started all 13 games at safety...Named honorable mention All-Mountain West...Racked up 94 tackles (47), four INTs and five passes defended...Recorded a season-high 11 tackles with an INT against BYU...Had nine tackles at Wake Forest...Posted seven stops and two passes defended at Wisconsin...

Notched seven tackles with an INT against New Mexico State in the NOVA Home Loans Arizona Bowl...As a junior, started eight games, missing four contests due to injury...Ranked fourth on the team with 57 tackles (32) and led the team with three INTs...Recorded a career-high 15 tackles with one pass defended at USC...Added nine tackles against San Diego State and posted eight stops against New Mexico...Notched single INTs against Weber State, Arkansas State and BYU...Redshirted as a true junior after transferring from BYU...As a sophomore, played in 11 games with four starts...Credited with 43 tackles (31), 3.5 tackles for loss, 1.5 sacks and two passes defended...Posted seven tackles, two tackles for loss and one sack against Texas...Had five stops against Utah State...As a freshman, played in all 13 games with one start...Notched 17 tackles (11)...Posted six stops in collegiate debut at Virginia...Attended Central Catholic High School in Portland, Ore. ...As a senior, earned Oregon School Activities Association (OSAA) Class 6A First-Team All-State honors...Named Class 6A Co-Defensive Player of the Year, helping team to a 9-3 record and the Mt. Hood League Championship...Credited with 71 tackles, two sacks, three tackles for loss, three INTs, two forced fumbles and one fumble recovery...Also rushed for 269 yards on 54 carries (5.0 avg.) with seven TDs...As a junior, recorded 62 tackles, four tackles for loss, one sack, six INTs and one forced fumble...Led team to the Mt. Hood League Championship...Also rushed for 140 yards and three TDs...Rated as the No. 5 prospect in Oregon by Scout.com...Wife, Josie, played soccer at Utah State.



EDDY PIÑEIRO 9

K | 6-0 | 185 | Rookie | FLORIDA | 09/13/95

Signed by Oakland Raiders as an undrafted free agent, May 3, 2018...Played two years at Florida, playing in 24 games...Connected on 29 of his final 30 FG attempts...Finished career 38-for-43 on FG attempts, setting the Florida record for career FG percentage (88.4)...FG total ranked sixth in Florida history...Connected on 16 straight FGs to end career, tied for the second-longest streak in program history...As a senior, connected on 17-of-18 FG attempts...Led the nation with a 94.4 FG percentage...Was two-for-two on attempts of 50-or-more yards and four-for-five on attempts of 40-49 yards out...Named first-team All-American by The Athletic,

second-team All-American by SB Nation, third-team All-American by the Associated Press and fourth-team All-American by Phil Steele Publications...Garnered second team All-SEC honors from the Associated Press, Phil Steele Publications and the league's coaches...Made a career-high five field goals against UAB, becoming the first Florida kicker to hit two FGs of 50-or-more yards in a single game in the process...Led the Gators with 75 points...As a junior, played in 13 games and connected on 21-of-25 FG attempts (84 percent)...Was three-for-three on FGI attempts of 50-or-more yards and connected on 11 FGs of 40-or-more yards...Tied for third in the nation with 1.85 FGs made per game...Scored 95 total points...Garnered second-team All-SEC honors from Pro Football Focus and Athlon Sports...Made all three field goal attempts against UMass in his collegiate debut...Named SEC Special Teams Player of the Week after hitting three FGs at LSU...Tied a career-long with a 54-yard FG against South Carolina...Transferred to Florida after playing soccer at ASA Community College in Miami, Fla. ...Originally committed to playing soccer at Florida Atlantic but did not enroll...Attended Miami (Fla.) Sunset Senior High School...Was a standout soccer player...Played in only seven high school football games...Handled kickoff duties and extra points, but did not attempt a FG.



DREW SCOTT 49

LS | 6-1 | 209 | Rookie | KANSAS STATE | 03/12/95

Signed by Oakland Raiders as an undrafted free agent, May 14, 2018...Signed after participating on a tryout basis at the team's rookie mini-camp in May...Played four years at Kansas State, seeing action in 31 career games and serving as the team's primary long snapper in each of the final 26 games of his collegiate career...Finished career with four career tackles on special teams...As a senior, played in 13 games...Primary long snapper on punts, field goals and extra points...Totaled 133 snap attempts...Set a career high with three tackles on special teams, with all three stops coming on punt coverage...Total tackles on punt coverage tied for the team lead...Credited with two special teams tackles against West Virginia...Helped team

to a win over UCLA in the Cactus Bowl...As a junior, played in all 13 games...Totaled 127 successful snaps...Recorded first career special teams tackle in punt coverage at TCU...Snapped in a Texas Bowl victory over Texas A&M...As a sophomore, played in one game, seeing action in the season opener against South Dakota...As a redshirt freshman, appeared in four games...Served as the primary long snapper for the first three games of the season...Also played against West Virginia...Redshirted as a true freshman...Attended Xavier High School in Cedar Rapids, Iowa...Connected successfully on all 67 snaps over junior and senior seasons...Received a five-star rating at the Kohl's Long Snapping Camp prior to senior season...Helped team to a 14-1 record and a state 4A runner-up finish in 2012...Also played two years of basketball and four years of baseball.

UNDRAFTED FREE AGENTS




CHRIS WARREN III 34

RB | 6-2 | 246 | Rookie | TEXAS | 06/06/96

Signed by Oakland Raiders as an undrafted free agent, May 7, 2018...Signed after participating on a tryout basis at the team's rookie mini-camp in May...Played three years at Texas, playing in 24 games with nine starts...Rushed for 1,150 career yards on 204 carries, averaging 5.6 yards per attempt and recording 13 TDs...Also totaled 23 receptions for 242 yards and two TDs...As a junior, played in all 12 games with five starts...Rushed for 314 yards on 71 attempts (4.4 avg.) with six TDs...Also recorded a career-high 18 receptions for 229 yards and two TDs...Named to the Maxwell Award watch list...Named preseason All-Big 12 by Athlon Sports...Carried the ball 16 times for 166 yards and two TDs against San Jose State...Totalled two TDs,

including the game-winner on a career-long 33-yard reception, in a double overtime win over Kansas State...Had a 1-yard TD against Kansas...Saw action at tight end against West Virginia, recording a 20-yard TD catch...As a sophomore, played in four games before suffering a season-ending injury...Totalled 266 yards on 62 rushing attempts (5.9 avg.) with three TDs...Totalled 20 rushes for 95 yards and one TD against UTEP...Notched 119 yards on 18 carries with two TDs against California...Rushed 10 times for 106 yards before suffering an injury against Oklahoma State...As a freshman, played in eight games with two starts...Set a Texas freshman single-game record with 276 rushing yards against Texas Tech...Rushing total marked the sixth-highest in program history...Also set the Texas freshman record with four TDs, marking a single-game season-high for the Big 12...His 91-yard TD run against the Red Raiders was the longest by a freshman and the fourth-longest in program history...Named Big 12 Offensive Player of the Week...Racked up 106 yards on 28 carries against Baylor...Attended Rockwall (Texas) High School...An all-state and two-time all-district honoree...Selected to participate in the 2015 U.S. Army All-America Bowl...Finalist for the Landry Award, presented to the top player in North Texas...Named first-team 6A All-State by the Associated Press and Texas Sports Writers Association...Named first-team All-District 11-6A...Chosen first-team all-area by the Dallas Morning News...As a senior, rushed for 2,329 yards and 34 TDs on 250 carries...Helped team to a 12-1 record and an appearance in the 6A Division 2 regional playoffs...Named preseason second-team Super Team by Dave Campbell's Texas Football...As a junior, played in only five games due to a season-ending injury...Posted 108 carries for 747 yards and 11 TDs...As a sophomore, named Offensive Newcomer of the Year in District 12-5A...Rushed for 1,059 yards and 14 TDs on 174 carries...Father, Chris Warren Jr., played 11 seasons in the NFL with the Seattle Seahawks (1990-97) and Dallas Cowboys (1998-2000) and was a three-time Pro Bowl selection.



RYAN YURACHEK 44

FB | 6-0 | 240 | Rookie | MARSHALL | 08/27/96

Signed by Oakland Raiders as a free agent, June 22, 2018...Originally signed by New Orleans Saints...Waived by Saints on June 15...Played four years at Marshall as a tight end, appearing in 51 games, with 143 receptions, 1,354 receiving yards and 26 receiving TDs...Finished third in receptions, second in TDs and third in receiving yardage by a tight end in school history...Earned the Senior Scholar Award, given to the player with the highest GPA/toughest major...As a senior, played in all 13 games with one start, recording 54 receptions for 490 yards with 10 TDs...His 10 TD receptions ranked second among FBS tight ends...Led the team in TDs, while ranking second in receptions and third in receiving yards...Caught one pass in all 13

games, finishing his career with a streak of 42 consecutive games with a reception, tying a school record...Set a career high with 77 receiving yards and three TDs in win at Cincinnati...Scored one TD against Old Dominion...Caught two TD passes at FAU...Caught three TD passes against Southern Miss...Recorded seven catches for 60 yards with one TD against Colorado State in the New Mexico Bowl...Played in 11 games, including 10 starts, as a junior...Finished with 28 receptions for 298 yards and five TDs...Tied for the team lead in TD receptions...Caught at least one pass in all 11 games in which he played...Recorded multiple receptions in seven games...As a sophomore, started all 13 games at tight end, recording 44 catches for 417 yards with nine TDs...Also rushed one time for 27 yards in a win over North Texas...Caught at least three passes in 10 of 13 games...Scored one TD in St. Petersburg Bowl win over Connecticut, adding five receptions for 56 yards...Name to Conference USA All-Freshman Team after playing all 14 games and recording 17 receptions for 149 yards and two TDs...Recorded his first career TD at FIU...Totalled four catches for 31 yards with one TD against Rice...Recorded three receptions for 30 yards at Akron...Attended Carolina Forest High School in Myrtle Beach, S.C. ...A two-star prospect by Rivals.com...Also played small forward for the basketball team and third base for the baseball team...His father, Hunter Yurachek, is the vice chancellor and director of athletics at Arkansas.

POSITIONAL ROSTER

OFFENSE

#	Player	Pos
OFFENSIVE LINE		
61	Rodney Hudson	C
62	James Stone.....	C
63	Cameron Hunt	G
65	Jordan Simmons	G
66	Gabe Jackson	G
67	Ian Silberman	OL
68	Breno Giacomini	T
69	Jylan Ware	T
70	Kelechi Osemele	G/T
71	David Sharpe	T
72	Donald Penn	T
74	Vadal Alexander.....	G/T
75	Brandon Parker	T
76	Jon Feliciano	G/C
77	Kolton Miller	T
79	Denver Kirkland	G/T
TIGHT ENDS		
81	Pharaoh Brown	TE
83	Marcus Baugh.....	TE
84	Paul Butler	TE
85	Derek Carrier	TE
86	Lee Smith	TE
87	Jared Cook	TE
WIDE RECEIVERS		
10	Seth Roberts	WR
12	Martavis Bryant	WR
13	Griff Whalen	WR
14	Keon Hatcher	WR
15	Ryan Switzer	WR
16	Johnny Holton	WR
17	Dwayne Harris	WR/RS
19	Isaac Whitney	WR
80	Saeed Blacknall.....	WR
82	Jordy Nelson	WR
88	Marcell Ateman	WR
89	Amari Cooper	WR
RUNNING BACKS		
24	Marshawn Lynch.....	RB
28	Doug Martin	RB
30	Jalen Richard	RB
33	DeAndré Washington	RB
34	Chris Warren III.....	RB
41	Keith Smith	FB
44	Ryan Yurachek	FB
QUARTERBACKS		
3	EJ Manuel	QB
4	Derek Carr	QB
18	Connor Cook.....	QB

DEFENSE


#	Player	Pos
DEFENSIVE LINE		
52	Khalil Mack	DE
64	Shakir Soto.....	DL
73	Maurice Hurst.....	DT
78	Justin Ellis	DT
90	Treyvon Hester	DT
92	P.J. Hall.....	DT
93	Ahtyba Rubin	DT
94	Eddie Vanderdoes.....	DT
95	Fadol Brown	DE
96	Tank Carradine.....	DL
97	Mario Edwards Jr.	DE
98	Frostee Rucker	DT
99	Arden Key	DE
LINEBACKERS		
46	Jason Cabinda.....	LB
47	James Cowser	LB
50	Nicholas Morrow.....	LB
51	Bruce Irvin	LB
54	Emmanuel Lamur	LB
55	Marquel Lee	LB
56	Derrick Johnson.....	LB
57	Azeem Victor	LB
58	Kyle Wilber	LB
59	Tahir Whitehead	LB
91	Shilique Calhoun.....	LB
DEFENSIVE BACKS		
20	Obi Melifonwu.....	S
21	Gareon Conley	CB
22	Rashaan Melvin	CB
23	Dexter McDonald	CB
25	Erik Harris	S
26	Shalom Luani	S
27	Reggie Nelson.....	S
29	Leon Hall.....	CB
31	Marcus Gilchrist.....	S
32	Antonio Hamilton	CB
35	Shareece Wright	CB
36	Daryl Worley	CB
37	Tevin Mitchel	S
38	Nick Nelson.....	CB
39	Shaquille Richardson	DB
42	Karl Joseph	S
45	Dallin Leavitt.....	S
SPECIALISTS		
2	Giorgio Tavecchio	K
5	Johnny Townsend	P
9	Eddy Piñeiro.....	K
48	Andrew DePaola	LS
49	Drew Scott	LS

ALPHABETICAL ROSTER

#	Player	Pos	Ht	Wt	Birth Date	Age	NFL Exp	College	Hometown	How Acq.
74	Alexander, Vadal	G/T	6-5	325	03/23/94	24	3	LSU	Buford, Ga.	D7-'16
88	Ateman, Marcell	WR	6-4	216	09/16/94	23	R	Oklahoma State	Dallas, Texas	D7-'18
83	Baugh, Marcus	TE	6-4	247	12/09/94	23	R	Ohio State	Riverside, Calif.	FA-'18
80	Blacknall, Saeed	WR	6-2	208	03/17/96	22	R	Penn State	Manalapan, N.J.	FA-'18
95	Brown, Fadol	DE	6-4	282	04/15/93	25	1	Mississippi	Charleston, S.C.	FA-'17
81	Brown, Pharaoh	TE	6-5	246	05/04/94	24	1	Oregon	Lyndhurst, Ohio	FA-'17
12	Bryant, Martavis	WR	6-4	210	12/20/91	26	4	Clemson	Calhoun Falls, S.C.	TR-'18 (Pit.)
84	Butler, Paul	TE	6-6	252	04/26/93	25	R	California (Pa.)	DuBois, Pa.	FA-'18
46	Cabinda, Jason	LB	6-1	243	03/17/96	22	R	Penn State	Flemington, N.J.	FA-'18
91	Calhoun, Shillique	LB	6-4	250	03/20/92	26	3	Michigan State	Middletown, N.J.	D3-'16
4	Carr, Derek	QB	6-3	215	03/28/91	27	5	Fresno State	Bakersfield, Calif.	D2-'14
96	Carradine, Tank	DL	6-4	270	02/18/90	28	6	Florida State	Cincinnati, Ohio	UFA-'18 (SF)
85	Carrier, Derek	TE	6-4	244	07/25/90	27	6	Beloit	Edgerton, Wis.	UFA-'18 (LAR)
21	Conley, Gareon	CB	6-0	195	06/29/95	22	2	Ohio State	Massillon, Ohio	D1-'17
18	Cook, Connor	QB	6-4	215	01/29/93	25	3	Michigan State	Hinckley, Ohio	D4-'16
87	Cook, Jared	TE	6-5	254	04/07/87	31	10	South Carolina	Suwanee, Ga.	UFA-'17 (GB)
89	Cooper, Amari	WR	6-1	210	06/17/94	24	4	Alabama	Miami, Fla.	D1-'15
47	Cowser, James	LB	6-3	245	09/13/90	27	3	Southern Utah	Fruit Heights, Utah	FA-'16
48	DePaola, Andrew	LS	6-2	230	07/28/87	30	5	Rutgers	Parkton, Md.	UFA-'18 (Chi.)
97	Edwards Jr., Mario	DE	6-3	280	01/25/94	24	4	Florida State	Gautier, Miss.	D2-'15
78	Ellis, Justin	DT	6-2	335	12/27/90	27	5	Louisiana Tech	Monroe, La.	D4a-'14
76	Feliciano, Jon	G/C	6-4	325	02/10/92	26	4	Miami (Fla.)	Davie, Fla.	D4-'15
68	Giacomini, Breno	T	6-7	320	09/27/85	32	11	Louisville	Malden, Mass.	UFA-'18 (Hou.)
31	Gilchrist, Marcus	S	5-10	200	12/08/88	29	8	Clemson	High Point, N.C.	UFA-'18 (Hou.)
29	Hall, Leon	CB	5-11	195	12/09/84	33	12	Michigan	Vista, Calif.	UFA-'18 (SF)
92	Hall, P.J.	DT	6-1	308	04/05/95	23	R	Sam Houston State	Seguin, Texas	D2-'18
32	Hamilton, Antonio	CB	6-0	190	01/24/93	25	3	South Carolina State	Johnston, S.C.	FA-'16
17	Harris, Dwayne	WR/RS	5-11	206	09/16/87	30	8	East Carolina	Stone Mountain, Ga.	FA-'18
25	Harris, Erik	S	6-3	225	04/02/90	28	3	California (Pa.)	New Oxford, Pa.	FA-'17
14	Hatcher, Keon	WR	6-1	212	09/11/94	23	1	Arkansas	Owasso, Okla.	FA-'17
90	Hester, Treyvon	DT	6-2	304	09/21/92	25	2	Toledo	Pittsburgh, Pa.	D7d-'17
16	Holton, Johnny	WR	6-1	190	08/22/91	26	3	Cincinnati	Miami, Fla.	FA-'16
61	Hudson, Rodney	C	6-2	300	07/12/89	28	8	Florida State	Mobile, Ala.	UFA-'15 (KC)
63	Hunt, Cameron	G	6-4	265	12/17/94	23	1	Oregon	Corona, Calif.	FA-'18
73	Hurst, Maurice	DT	6-1	291	05/09/95	23	R	Michigan	Canton, Mass.	D5a-'18
51	Irvine, Bruce	LB	6-3	250	11/01/87	30	7	West Virginia	Atlanta, Ga.	UFA-'16 (Sea.)
66	Jackson, Gabe	G	6-3	335	07/12/91	26	5	Mississippi State	Liberty, Miss.	D3-'14
56	Johnson, Derrick	LB	6-3	245	11/22/82	35	14	Texas	Waco, Texas	UFA-'18 (KC)
42	Joseph, Karl	S	5-10	205	09/08/93	24	3	West Virginia	Orlando, Fla.	D1-'16
99	Key, Arden	DE	6-5	238	05/03/96	22	R	LSU	Decatur, Ga.	D3b-'18
79	Kirkland, Denver	G/T	6-4	335	03/06/94	24	3	Arkansas	Miami, Fla.	FA-'16
54	Lamur, Emmanuel	LB	6-4	245	06/08/89	29	7	Kansas State	West Palm Beach, Fla.	UFA-'18 (Min.)
45	Leavitt, Dallin	S	5-10	203	08/08/94	23	R	Utah State	Portland, Ore.	FA-'18
55	Lee, Marquel	LB	6-3	235	10/21/95	22	2	Wake Forest	Waldorf, Md.	D5-'17
26	Luan, Shalom	S	6-0	202	08/05/94	23	2	Washington State	Masausi, American Samoa	D7a-'17
24	Lynch, Marshawn	RB	5-11	215	04/22/86	32	11	California	Oakland, Calif.	TR-'17 (Sea.)
52	Mack, Khalil	DE	6-3	250	02/22/91	27	5	Buffalo	Fort Pierce, Fla.	D1-'14
3	Manuel, EJ	QB	6-4	237	03/19/90	28	6	Florida State	Virginia Beach, Va.	UFA-'17 (Buf.)
28	Martin, Doug	RB	5-9	223	01/13/89	29	7	Boise State	Stockton, Calif.	FA-'18
23	McDonald, Dexter	CB	6-1	200	11/30/91	26	4	Kansas	Kansas City, Mo.	D7c-'15
20	Melifonwu, Obi	S	6-2	224	04/05/94	24	2	Connecticut	South Grafton, Mass.	D2-'17
22	Melvin, Rashawn	CB	6-2	196	10/02/89	28	6	Northern Illinois	Waukegan, Ill.	UFA-'18 (Ind.)
77	Miller, Kolton	T	6-8	309	10/09/95	22	R	UCLA	Roseville, Calif.	D1-'18
37	Mitchel, Tevin	S	6-0	195	08/03/92	25	2	Arkansas	Mansfield, Texas	FA-'17
50	Morrow, Nicholas	LB	6-0	224	07/10/95	22	2	Greenville	Huntsville, Ala.	FA-'17
82	Nelson, Jordy	WR	6-3	217	05/31/85	33	11	Kansas State	Manhattan, Kan.	FA-'18
38	Nelson, Nick	CB	5-11	200	10/16/96	21	R	Wisconsin	Glenarden, Md.	D4-'18
27	Nelson, Reggie	S	5-11	210	09/21/83	34	12	Florida	Melbourne, Fla.	UFA-'16 (Cin.)
70	Osemele, Kelechi	G/T	6-5	330	06/24/89	28	7	Iowa State	Houston, Texas	UFA-'16 (Bal.)
75	Parker, Brandon	T	6-8	305	10/21/95	22	R	North Carolina A&T	Kannapolis, N.C.	D3a-'18
72	Penn, Donald	T	6-4	315	04/27/83	35	13	Utah State	Inglewood, Calif.	FA-'14
9	Piñero, Eddy	K	6-0	185	09/13/95	22	R	Florida	Miami, Fla.	FA-'18
30	Richard, Jalen	RB	5-8	205	10/15/93	24	3	Southern Mississippi	Alexandria, La.	FA-'16
39	Richardson, Shaquille	DB	6-0	190	03/21/92	26	1	Arizona	Carson, Calif.	FA-'18
10	Roberts, Seth	WR	6-2	195	02/22/91	27	4	West Alabama	Moultrie, Ga.	FA-'14
93	Rubin, Athyba	DT	6-2	315	07/25/86	31	11	Iowa State	Fort Belvoir, Va.	FA-'18
98	Rucker, Frostee	DT	6-3	261	09/14/83	34	13	USC	Tustin, Calif.	FA-'18
49	Scott, Drew	LS	6-1	209	03/12/95	23	R	Kansas State	Cedar Rapids, Iowa	FA-'18
71	Sharpe, David	T	6-6	343	10/21/95	22	2	Florida	Jacksonville, Fla.	D4-'17
67	Silberman, Ian	OL	6-5	305	10/10/92	25	2	Boston College	Orange Park, Fla.	FA-'17
65	Simmons, Jordan	G	6-3	339	07/15/94	23	1	USC	Encino, Calif.	FA-'17
41	Smith, Keith	FB	6-0	240	04/08/92	26	4	San Jose State	Covina, Calif.	FA-'18

ALPHABETICAL ROSTER

86	Smith, Lee	TE	6-6	265	11/21/87	30	8	Marshall	Powell, Tenn.	UFA-'15 (Buf.)
64	Soto, Shakir	DL	6-3	290	02/12/92	26	1	Pittsburgh	Wilkes-Barre, Pa.	FA-'17
62	Stone, James	C	6-3	290	04/26/92	26	3	Tennessee	Nashville, Tenn.	FA-'17
15	Switzer, Ryan	WR	5-8	185	11/04/94	23	2	North Carolina	Charleston, W.V.	TR-'18 (Dal.)
2	Tavecchio, Giorgio	K	5-10	180	07/16/90	27	2	California	Milan, Italy	FA-'17
5	Townsend, Johnny	P	6-1	210	02/14/95	23	R	Florida	Orlando, Fla.	D5b-'18
94	Vanderdoes, Eddie	DT	6-3	305	10/13/94	23	2	UCLA	Auburn, Calif.	D3-'17
57	Victor, Azeem	LB	6-2	240	09/19/95	22	R	Washington	Compton, Calif.	D6-'18
69	Ware, Jylan	T	6-7	317	10/16/93	24	2	Alabama State	Valley, Ala.	D7b-'17
34	Warren III, Chris	RB	6-2	246	06/06/96	22	R	Texas	Rockwall, Texas	FA-'18
33	Washington, DeAndré	RB	5-8	205	02/22/93	25	3	Texas Tech	Missouri City, Texas	D5-'16
13	Whalen, Griff	WR	5-11	190	03/01/90	28	5	Stanford	Sylvania, Ohio	FA-'18
59	Whitehead, Tahir	LB	6-2	241	04/02/90	28	7	Temple	Newark, N.J.	UFA-'18 (Det.)
19	Whitney, Isaac	WR	6-2	204	06/22/94	24	1	USC	Moore, Okla.	FA-'17
58	Wilber, Kyle	LB	6-4	245	04/26/89	29	7	Wake Forest	Apopka, Fla.	UFA-'18 (Dal.)
36	Worley, Daryl	CB	6-1	205	02/22/95	23	3	West Virginia	Philadelphia, Pa.	FA-'18
35	Wright, Shareece	CB	5-11	184	04/08/87	31	8	USC	Colton, Calif.	UFA-'18 (Buf.)
44	Yurachek, Ryan	FB	6-0	240	08/27/96	21	R	Marshall	Myrtle Beach, S.C.	FA-'18




NUMERICAL ROSTER

#	Player	Pos.	#	Player	Pos.
2	Giorgio Tavecchio	K	54	Emmanuel Lamur	LB
3	EJ Manuel	QB	55	Marquel Lee	LB
4	Derek Carr	QB	56	Derrick Johnson	LB
5	Johnny Townsend	P	57	Azeem Victor	LB
9	Eddy Piñeiro	K	58	Kyle Wilber	LB
10	Seth Roberts	WR	59	Tahir Whitehead	LB
12	Martavis Bryant	WR	61	Rodney Hudson	C
13	Griff Whalen	WR	62	James Stone	C
14	Keon Hatcher	WR	63	Cameron Hunt	G
15	Ryan Switzer	WR	64	Shakir Soto	DL
16	Johnny Holton	WR	65	Jordan Simmons	G
17	Dwayne Harris	WR/RS	66	Gabe Jackson	G
18	Connor Cook	QB	67	Ian Silberman	OL
19	Isaac Whitney	WR	68	Breno Giacomini	T
20	Obi Melifonwu	S	69	Jylan Ware	T
21	Gareon Conley	CB	70	Kelechi Osemele	G/T
22	Rashaan Melvin	CB	71	David Sharpe	T
23	Dexter McDonald	CB	72	Donald Penn	T
24	Marshawn Lynch	RB	73	Maurice Hurst	DT
25	Erik Harris	S	74	Vadal Alexander	G/T
26	Shalom Luani	S	75	Brandon Parker	T
27	Reggie Nelson	S	76	Jon Feliciano	G/C
28	Doug Martin	RB	77	Kolton Miller	T
29	Leon Hall	CB	78	Justin Ellis	DT
30	Jalen Richard	RB	79	Denver Kirkland	G/T
31	Marcus Gilchrist	S	80	Saeed Blacknall	WR
32	Antonio Hamilton	CB	81	Pharaoh Brown	TE
33	DeAndré Washington	RB	82	Jordy Nelson	WR
34	Chris Warren III	RB	83	Marcus Baugh	TE
35	Shareece Wright	CB	84	Paul Butler	TE
36	Daryl Worley	CB	85	Derek Carrier	TE
37	Tevin Mitchel	S	86	Lee Smith	TE
38	Nick Nelson	CB	87	Jared Cook	TE
39	Shaquille Richardson	DB	88	Marcell Ateman	WR
41	Keith Smith	FB	89	Amari Cooper	WR
42	Karl Joseph	S	90	Treyvon Hester	DT
44	Ryan Yurachek	FB	91	Shilique Calhoun	LB
45	Dallin Leavitt	S	92	P.J. Hall	DT
46	Jason Cabinda	LB	93	Ahtyba Rubin	DT
47	James Cowser	LB	94	Eddie Vanderdoes	DT
48	Andrew DePaola	LS	95	Fadol Brown	DE
49	Drew Scott	LS	96	Tank Carradine	DL
50	Nicholas Morrow	LB	97	Mario Edwards Jr.	DE
51	Bruce Irvin	LB	98	Frostee Rucker	DT
52	Khalil Mack	DE	99	Arden Key	DE



2017
YEAR IN REVIEW



2017 RESULTS

PRESEASON

(0-4)

Sat., Aug. 12	at Arizona Cardinals
Sat., Aug. 19	LOS ANGELES RAMS
Sat., Aug. 26	at Dallas Cowboys
Thurs., Aug. 31	SEATTLE SEAHAWKS

RESULT	ATTENDANCE
L, 10-20	64,183
L, 21-24	53,659
L, 20-24	90,135
L, 13-17	53,812

REGULAR SEASON

(6-10)

Sun., Sept. 10	at Tennessee Titans	W, 26-16	69,089
Sun., Sept. 17	NEW YORK JETS	W, 45-20	54,729
Sun., Sept. 24	at Washington Redskins	L, 10-27	77,123
Sun., Oct. 1	at Denver Broncos	L, 10-16	76,909
Sun., Oct. 8	BALTIMORE RAVENS	L, 17-30	54,980
Sun., Oct. 15	LOS ANGELES CHARGERS	L, 16-17	54,685
Thurs., Oct. 19	KANSAS CITY CHIEFS	W, 31-30	55,090
Sun., Oct. 29	at Buffalo Bills	L, 14-34	69,599
Sun., Nov. 5	at Miami Dolphins	W, 27-24	65,139
Sun., Nov. 12	Bye Week		
Sun., Nov. 19	NEW ENGLAND PATRIOTS (Mexico City)	L, 8-33	77,357
Sun., Nov. 26	DENVER BRONCOS	W, 21-14	54,994
Sun., Dec. 3	NEW YORK GIANTS	W, 24-17	54,994
Sun., Dec. 10	at Kansas City Chiefs	L, 15-26	74,461
Sun., Dec. 17	DALLAS COWBOYS	L, 17-20	55,372
Mon., Dec. 25	at Philadelphia Eagles	L, 10-19	69,596
Sun., Dec. 31	at Los Angeles Chargers	L, 10-30	25,430

ATTENDANCE SUMMARY

Total preseason attendance: 261,789

Total regular season attendance: 989,547

Regular season home: 462,201

Regular season away: 527,346



2017 STATISTICS

	Raiders	Opponent
Total First Downs	287	304
Rushing	78	93
Passing	178	187
Penalty	31	24
3rd Down: Made/Att	82/204	88/215
3rd Down Pct.	40.2%	40.9%
4th Down: Made/Att	8/24	7/10
4th Down Pct.	33.3%	70.0%
Possession Avg.	28:53	31:07
Total Net Yards	5,185	5,601
Avg. Per Game	324.1	350.1
Total Plays	952	994
Avg. Per Play	5.4	5.6
Net Yards Rushing	1,554	1,743
Avg. Per Game	97.1	108.9
Total Rushes	370	433
Net Yards Passing	3,631	3,858
Avg. Per Game	226.9	241.1
Sacked/Yards Lost	24/130	31/188
Gross Yards	3,761	4,046
Attempts/Completions	558/347	530/361
Completion Pct.	62.2%	68.1%
Had Intercepted	14	5
Punts/Average	69/47.4	70/44.4
Net Punting Avg.	42.7	41.6
Penalties/Yards	114/1,009	102/944
Fumbles/Ball Lost	33/14	20/9
Touchdowns	36	39
Rushing	13	11
Passing	23	24
Returns	0	4

SCORE BY PERIODS	Q1	Q2	Q3	Q4	OT	Pts
Team	55	81	58	107	0	301
Opponents	75	120	85	93	0	373

SCORING	TD	Ru	Pa	Rt	PAT	FG	2Pt	Pts
G.Tavecchio	0	0	0	0	33/34	16/21	0	81
M.Crabtree	8	0	8	0	0/0	0/0	2	52
A.Cooper	7	0	7	0	0/0	0/0	0	42
M.Lynch	7	7	0	0	0/0	0/0	0	42
J.Holton	3	0	3	0	0/0	0/0	0	18
D.Washington	3	2	1	0	0/0	0/0	0	18
J.Richard	2	1	1	0	0/0	0/0	0	12
J.Cook	2	0	2	0	0/0	0/0	0	12
C.Patterson	2	2	0	0	0/0	0/0	0	12
S.Roberts	1	0	1	0	0/0	0/0	0	6
J.Olawale	1	1	0	0	0/0	0/0	0	6
Team	36	13	23	0	33/34	16/21	2	301
Opponents	39	11	24	4	35/37	34/40	1	373

2-PT. CONVERSIONS: Team 2/2, Opponents: 1/2

SACKS: K.Mack 10.5, B.Irvin 8.0, D.Autry 5.0, M.Edwards 3.5, N.Bowman 1.5, J.Ward 1.0, K.Joseph 1.0, J.Ellis 0.5
Team: 31.0, Opponents: 24.0

FIELD GOALS	1-19	20-29	30-39	40-49	50+
G.Tavecchio	0/0	5/5	5/7	3/5	3/4
Team	0/0	5/5	5/7	3/5	3/4
Opponents	1/1	10/11	7/8	10/11	6/9

Tavecchio: (20G,52G,52G,43G) (29G) (22G) (38G) (32G) (44G) (53B,45N,26G) () (36G,53G) () (35N) (39G) () (39N,39G) (25G,48N) (40G)

PASSING	Att	Cmp	Yds	Cmp%	Yds/Att
D.Carr	515	323	3,496	62.7%	6.8
E.Manuel	43	24	265	55.8%	6.2
Team	558	347	3,761	62.2%	6.7
Opponents	530	361	4,046	68.1%	7.6

RUSHING	No.	Yds	Avg	Long	TD
M.Lynch	207	891	4.3	51t	7
J.Richard	56	275	4.9	52t	1
D.Washington	57	153	2.7	11	2
C.Patterson	13	121	9.3	47t	2
D.Carr	23	66	2.9	32	0
J.Olawale	9	43	4.8	11	1
E.Manuel	2	15	7.5	10	0
A.Cooper	1	4	4.0	4	0
M.King	2	-14	-7.0	-3	0
Team	370	1,554	4.2	52t	13
Opponents	433	1,743	4.0	48t	11

RECEIVING	No.	Yds	Avg	Long	TD
M.Crabtree	58	618	10.7	41t	8
J.Cook	54	688	12.7	35	2
A.Cooper	48	680	14.2	87t	7
S.Roberts	43	455	10.6	29	1
D.Washington	34	197	5.8	15	1
C.Patterson	31	309	10.0	59	0
J.Richard	27	256	9.5	39	1
M.Lynch	20	151	7.6	25	0
J.Holton	9	218	24.2	64t	3
C.Walford	9	80	8.9	26	0
L.Smith	8	76	9.5	21	0
J.Olawale	6	33	5.5	9	0
Team	347	3,761	10.8	87t	23
Opponents	361	4,046	11.2	74	24

INTERCEPTIONS	No.	Yds	Avg	Long	TD
S.Smith	2	8	4.0	8	0
R.Nelson	1	3	3.0	3	0
N.Bowman	1	0	0.0	0	0
K.Joseph	1	-1	-1.0	-1	0
Team	5	10	2.0	8	0
Opponents	14	98	7.0	25	0

PUNTING	No.	Yds	Avg	Net	TB	In	Lg	B
M.King	69	3,270	47.4	42.7	6	28	65	0
Team	69	3,270	47.4	42.7	6	28	65	0
Opponents	70	3,105	44.4	41.6	2	29	69	0

PUNT RETURNS	Ret	FC	Yds	Avg	Long	TD
J.Richard	26	13	155	6.0	19	0
J.Holton	1	0	0	0.0	-	0
T.Carrie	0	8	0	0.0	-	0
Team	27	21	155	5.7	19	0
Opponents	32	15	205	6.4	29	0

KICKOFF RETURNS	No.	Yds	Avg	Long	TD
C.Patterson	19	538	28.3	49	0
J.Richard	8	90	11.3	17	0
D.Washington	5	86	17.2	26	0
J.Feliciano	1	15	15.0	15	0
J.Olawale	1	9	9.0	9	0
Team	34	738	21.7	49	0
Opponents	15	298	19.9	40	0

Fumbles Lost: D.Carr 3, J.Richard 3, S.Roberts 2, J.Holton 2, D.Washington 1, M.Lynch 1, J.Cook 1, M.Newhouse 1 **Total: 14**

Opponent Fumble Recoveries: T.Carrie 2, J.Cowser 2, J.Holton 1, K.Joseph 1, N.Bowman 1, D.Amerson 1, K.Mack 1 **Total: 9**

	TD	TD%	Int	Int%	Long	Sack	Lost	Rating
Team	22	4.3%	13	2.50%	87t	20/	101	86.4
Opponents	23	4.3%	1	2.30%	41t	4/	29	72.3
Team	21	4.1%	14	2.50%	87t	24/	130	85.3
Opponents	24	4.5%	5	0.90%	74	31/	188	101.8

DEFENSE

Player	TACKLES					INTERCEPTIONS					FUMBLE		
	Total	Solo	Asst	Sk	Yds	No	Yds	Lg	TD	PD	FF	FR	Yds
NaVorro Bowman	97	67	30	1.5	7.5	1	0	0	0	4	0	1	0
Reggie Nelson	96	71	25	0.0	0.0	1	3	3	0	5	2	0	0
Khalil Mack	87	65	22	10.5	75.5	0	0	-	0	5	1	1	0
TJ Carrie	86	71	15	0.0	0.0	0	0	-	0	11	0	2	0
Karl Joseph	81	61	20	1.0	7.0	1	-1	-1	0	5	1	1	0
Cory James	67	45	22	0.0	0.0	0	0	-	0	2	1	0	0
Bruce Irvin	64	47	17	8.0	30.5	0	0	-	0	3	4	0	0
Nicholas Morrow	63	47	16	0.0	0.0	0	0	-	0	3	1	0	0
Justin Ellis	44	30	14	0.5	0.5	0	0	-	0	0	0	0	0
Dexter McDonald	42	35	7	0.0	0.0	0	0	-	0	8	1	0	0
Sean Smith	37	34	3	0.0	0.0	2	8	8	0	5	0	0	0
Denico Autry	35	25	10	5.0	43.5	0	0	-	0	7	0	0	0
Marquel Lee	27	19	8	0.0	0.0	0	0	-	0	0	0	0	0
Eddie Vanderdoes	24	13	11	0.0	0.0	0	0	-	0	0	0	0	0
Mario Edwards Jr.	23	15	8	3.5	14.5	0	0	-	0	0	0	0	0
Tyrell Adams	21	13	8	0.0	0.0	0	0	-	0	0	0	0	0
Treyvon Hester	21	12	9	0.0	0.0	0	0	-	0	0	1	0	0
James Cowser	20	17	3	0.0	0.0	0	0	-	0	0	1	1	0
Shalom Luani	19	12	7	0.0	0.0	0	0	-	0	2	0	0	0
David Amerson	17	13	4	0.0	0.0	0	0	-	0	4	0	1	0
Antonio Hamilton	9	9	0	0.0	0.0	0	0	-	0	0	0	0	0
Gareon Conley	7	5	2	0.0	0.0	0	0	-	0	2	0	0	0
X. Woodson-Luster	7	5	2	0.0	0.0	0	0	-	0	0	0	0	0
Shilique Calhoun	6	4	2	0.0	0.0	0	0	-	0	0	0	0	0
Darius Latham	6	3	3	0.0	0.0	0	0	-	0	0	0	0	0
Obi Melifonwu	6	6	0	0.0	0.0	0	0	-	0	0	0	0	0
Jihad Ward	4	3	1	1.0	9.0	0	0	-	0	0	0	0	0
Keith McGill II	3	3	0	0.0	0.0	0	0	-	0	0	0	0	0
Totals	1,014	746	268	31.0	163.0	5	10	8	0	66	13	7	0

SPECIAL TEAMS

Player	Total	Solo	Asst	FF	FR	Blk
Erik Harris	5	4	1	0	0	0
Johnny Holton	5	3	2	0	1	0
Cordarrelle Patterson	4	3	1	0	1	0
X. Woodson-Luster	4	1	3	0	0	0
Tyrell Adams	3	3	0	0	0	0
James Cowser	3	2	1	0	0	0
Marquel Lee	3	3	0	0	0	0
Keith McGill II	3	3	0	0	2	0
Nicholas Morrow	3	3	0	0	0	0
Jamize Olawale	3	1	2	0	0	0
Shilique Calhoun	2	0	2	0	0	0
Antonio Hamilton	2	2	0	0	0	0
Marquette King	2	2	0	0	0	0
Shalom Luani	2	2	0	0	0	0
DeAndré Washington	2	2	0	0	0	0
Jon Condo	1	1	0	0	0	0
Karl Joseph	1	1	0	0	0	0
Demetrius McCray	1	1	0	0	0	0
Obi Melifonwu	1	1	0	0	0	0
Denico Autry	0	0	0	0	0	1
Justin Ellis	0	0	0	0	0	1
Jalen Richard	0	0	0	0	2	0
Totals	50	38	12	0	6	2

2017 SEASON HIGHS

TEAM

<u>Statistic</u>	<u>High</u>	<u>Date/Opp.</u>
Points	45	9/17 vs. NYJ
Points in a quarter	17 (fourth)	9/17 vs. NYJ
Points in a half	24 (second)	9/17 vs. NYJ
Offensive plays	73	10/19 vs. KC
Yards per play	7.5	9/17 vs. NYJ
First downs	32	10/19 vs. KC
Third down %	67	9/17 vs. NYJ
Total net yards	505	10/19 vs. KC
Net rushing yards	180	9/17 vs. NYJ
Rushing attempts	37	11/26 vs. Den.
Rushing average	6.7	9/17 vs. NYJ
Net passing yards	417	10/19 vs. KC
Completions	31	10/29 at Buf.
Passing attempts	52	10/19 vs. KC
Completion %	82.1	9/17 vs. NYJ
Time of possession	35:54	11/26 vs. Den.
Gross punting	56.5	10/15 vs. LAC
Net punting	55.0	10/15 vs. LAC

INDIVIDUAL

<u>Statistic</u>	<u>High</u>	<u>Player</u>	<u>Date/Opp.</u>
Points	18	Michael Crabtree	9/17 vs. NYJ
Touchdowns	3	Michael Crabtree	9/17 vs. NYJ
Field goals	4	Giorgio Tavecchio	9/10 at Ten.
Field goal attempts	4	Giorgio Tavecchio	9/10 at Ten.
Longest field goal	53	Giorgio Tavecchio	11/5 at Mia.
Longest FG attempt	53; two times	Last; Giorgio Tavecchio	11/5 at Mia.
Rushing attempts	26	Marshawn Lynch	11/26 vs. Den.
Rushing yards	101; two times	Last; Marshawn Lynch	12/31 at LAC
Rushing average	19.0	Cordarrelle Patterson	9/17 vs. NYJ
Rushing long	52	Jalen Richard	9/17 vs. NYJ
Rushing touchdowns	2	Marshawn Lynch	11/5 at Mia.
Completions	31	Derek Carr	10/29 at Buf.
Attempts	52	Derek Carr	10/19 vs. KC
Completion %	82.1	Derek Carr	9/17 vs. NYJ
Passing yards	417	Derek Carr	10/19 vs. KC
Passing touchdowns	3; two times	Last; Derek Carr	10/19 vs. KC
Passing long	87t	Derek Carr	12/31 at LAC
Yards per attempt	10.5	Derek Carr	11/26 vs. Den.
Receptions	11	Amari Cooper	10/19 vs. KC
Receiving yards	210	Amari Cooper	10/19 vs. KC
Receiving long	87t	Amari Cooper	12/31 at LAC
Rec. touchdowns	3	Michael Crabtree	9/17 vs. NYJ
Tackles	13	NaVorro Bowman	12/31 at LAC
Sacks	2.0; five times	Last; Khalil Mack	12/17 vs. Dal.
Interceptions	2	Sean Smith	12/17 vs. Dal.
Int. return yards	8	Sean Smith	12/17 vs. Dal.
Kickoff returns	4	Cordarrelle Patterson	12/17 vs. Dal.
Kickoff return yards	103	Cordarrelle Patterson	12/17 vs. Dal.
Punt returns	4; two times	Last; Jalen Richard	12/3 vs. NYG
Punt return yards	29	Jalen Richard	12/3 at NYG
Longest punt	65	Marquette King	9/17 vs. NYJ
Punts inside 20	4; three times	Last; Marquette King	11/26 vs. Den.

2017 PLAYER PARTICIPATION

Player	9/10 at Ten.	9/17 NYJ	9/24 at Was.	10/1 at Den.	10/8 Bal.	10/15 LAC	10/19 KC	10/29 at Buf.	11/5 at Mia.	11/19 NE	11/26 Den.	12/3 NYG	12/10 at KC	12/17 Dal.	12/25 at Phi.	12/31 at LAC	GP	GS	DNP	INA	
Adams, Tyrell	X	X	X	X	X	X	NOR	NOR	NOR	NOR	NOR	NOR	NOR	NOR	NOR	NOR	6	0	0	0	
Alexander, Vadai	X	X	X	X	X	X	RT	X	X	RT	X	X	X	T	T	INA	15	4	0	1	
Amerson, David	LCB	LCB	LCB	LCB	INA	LCB	LCB	INA	INA	INA	INA	INA	INA	INA	INA	INA	6	6	0	10	
Autry, Denico	X	X	X	X	X	X	X	X	X	X	X	X	NT	PS	X	DE	DT	16	3	0	0
Borders, Breon	PS	PS	PS	PS	PS	PS	PS	PS	PS	PS	PS	PS	PS	PS	NOR	NOR	0	0	0	0	
Bowman, NaVorro	NOR	NOR	NOR	NOR	NOR	NOR	MLB	MLB	MLB	MLB	MLB	MLB	MLB	MLB	MLB	MLB	10	10	0	0	
Brown, Fadol	PS	PS	PS	PS	PS	PS	PS	PS	PS	PS	PS	PS	PS	PS	PS	PS	0	0	0	0	
Brown, Pharaoh	PS	PS	PS	PS	PS	PS	PS	PS	PS	PS	PS	PS	PS	PS	PS	TE	2	1	0	0	
Calhoun, Shilique	PS	PS	PS	PS	PS	X	X	X	X	INA	INA	X	X	X	X	X	9	0	0	2	
Carr, Derek	QB	QB	QB	QB	INA	QB	QB	QB	QB	QB	QB	QB	QB	QB	QB	QB	15	15	0	1	
Carrie, TJ	RCB	RCB	RCB	RCB	LCB	CB	RCB	RCB	RCB	RCB	RCB	RCB	RCB	RCB	CB	RCB	16	16	0	0	
Condo, Jon	X	X	X	X	X	X	X	X	X	X	X	X	X	X	X	X	16	0	0	0	
Conley, Gareon	INA	X	X	INA	INA	INA	INA	INA	INA	IR	IR	IR	IR	IR	IR	IR	2	0	0	7	
Cook, Connor	INA	INA	INA	INA	DNP	INA	INA	INA	INA	INA	INA	INA	INA	INA	INA	INA	0	0	1	15	
Cook, Jared	TE	TE	TE	TE	TE	TE	TE	TE	TE	TE	TE	TE	TE	TE	TE	TE	16	16	0	0	
Cooper, Amari	WR	WR	WR	WR	WR	WR	WR	WR	WR	WR	WR	WR	WR	WR	WR	WR	14	12	0	2	
Cowser, James	X	X	X	X	X	X	X	X	X	X	X	X	X	X	X	X	16	0	0	0	
Crabtree, Michael	WR	WR	WR	WR	WR	WR	WR	WR	WR	WR	WR	SUS	WR	WR	WR	WR	14	14	0	1	
Edwards Jr., Mario	DE	DE	DE	DE	DE	DE	DE	DE	DE	DE	DE	DE	DE	DE	INA	INA	DE	14	14	0	2
Ellis, Justin	NT	NT	NT	NT	NT	NT	NT	NT	NT	NT	NT	NT	NT	NT	NT	NT	16	16	0	0	
Feliciano, Jon	X	X	X	X	RG	X	X	X	X	X	X	X	INA	X	IR	IR	13	0	0	1	
Hamilton, Antonio	X	X	X	X	X	IR	IR	IR	IR	IR	IR	DFR	DFR	X	X	X	8	0	0	0	
Harris, Erik	X	X	INA	X	X	X	X	X	X	X	X	X	X	X	X	X	15	0	0	1	
Hatcher, Keon	PS	PS	PS	PS	PS	PS	PS	PS	PS	PS	PS	PS	PS	PS	PS	PS	0	0	0	0	
Hester, Treyvon	X	X	X	X	X	X	X	X	X	X	X	X	X	DT	INA	INA	14	1	0	2	
Hilliary, Darius	NOR	NOR	NOR	NOR	NOR	NOR	NOR	NOR	NOR	NOR	NOR	NOR	NOR	NOR	NOR	NOR	0	0	0	0	
Holton, Johnny	X	X	X	X	X	X	X	X	X	X	X	WR	X	X	X	X	16	1	0	0	
Hood, Elijah	PS	PS	PS	PS	PS	PS	PS	X	PS	PS	PS	PS	PS	PS	PS	PS	1	0	0	0	
Hudson, Rodney	C	C	C	C	C	C	C	C	C	C	C	C	C	C	C	C	16	16	0	0	
Irvin, Bruce	SLB	SLB	SLB	SLB	SLB	SLB	SLB	SLB	SLB	SLB	SLB	SLB	SLB	SLB	SLB	SLB	16	16	0	0	
Jackson, Gabe	RG	RG	RG	RG	INA	RG	RG	RG	RG	RG	RG	RG	RG	RG	RG	RG	15	15	0	1	
James, Cory	WLB	WLB	WLB	WLB	WLB	X	INA	WLB	WLB	WLB	WLB	WLB	INA	INA	IR	IR	10	9	0	3	
Janikowski, S.	IR	IR	IR	IR	IR	IR	IR	IR	IR	IR	IR	IR	IR	IR	IR	IR	0	0	0	0	
Joseph, Karl	SS	SS	SS	SS	SS	SS	SS	INA	SS	SS	SS	SS	SS	SS	SS	SS	15	15	0	1	
King, Marquette	X	X	X	X	X	X	X	X	X	X	X	X	X	X	X	X	16	0	0	0	
Kirkland, Denver	IR	IR	IR	IR	IR	IR	IR	IR	IR	IR	IR	IR	IR	IR	IR	IR	0	0	0	0	
Latham, Darius	INA	INA	INA	INA	X	SUS	SUS	SUS	SUS	INA	INA	PS	X	X	X	INA	3	0	0	8	
Lee, Marquel	MLB	MLB	MLB	MLB	MLB	INA	INA	INA	X	X	X	X	X	WLB	X	X	13	6	0	3	
Lokombo, Boseko	NOR	NOR	NOR	PS	PS	NOR	NOR	NOR	NOR	NOR	NOR	NOR	NOR	NOR	NOR	NOR	0	0	0	0	
Luan, Shalom	X	X	X	X	X	X	SS	X	X	X	X	X	X	X	X	X	16	1	0	0	
Lynch, Marshawn	RB	RB	RB	RB	RB	RB	RB	SUS	RB	RB	RB	RB	RB	RB	RB	RB	15	15	0	0	
Lucas, Marcus	NOR	NOR	NOR	NOR	NOR	NOR	NOR	NOR	NOR	NOR	NOR	NOR	NOR	NOR	NOR	PS	0	0	0	0	
Mack, Khalil	DE	DE	DE	DE	DE	DE	DE	DE	DE	DE	DE	DE	DE	DE	DE	DE	16	16	0	0	
Manuel, EJ	DNP	DNP	DNP	X	QB	DNP	DNP	DNP	DNP	DNP	DNP	DNP	DNP	DNP	DNP	DNP	2	1	13	0	
McClure, Stefan	NOR	NOR	NOR	NOR	NOR	NOR	NOR	NOR	NOR	NOR	NOR	NOR	NOR	NOR	NOR	PS	0	0	0	0	
McCray, Demetrius	NOR	NOR	NOR	NOR	NOR	X	X	NOR	NOR	NOR	NOR	NOR	NOR	NOR	NOR	NOR	3	0	0	0	
McDonald, Dexter	X	X	INA	X	X	RCB	X	LCB	LCB	X	X	X	LCB	X	LCB	LCB	15	6	0	1	
McGill II, Keith	IR	INA	X	INA	X	X	X	X	X	X	X	X	X	X	X	X	13	0	0	3	
Mellifonwu, Obi	IR	IR	IR	IR	IR	IR	DFR	DFR	X	LCB	X	X	X	IR	IR	IR	5	1	0	0	
Mitchell, Tevin	NOR	NOR	NOR	NOR	NOR	NOR	NOR	PS	PS	PS	PS	PS	PS	PS	PS	PS	0	0	0	0	
Morrow, Nicholas	X	X	X	X	X	MLB	WLB	X	X	X	X	WLB	WLB	X	X	WLB	16	5	0	0	
Nelson, Reggie	FS	FS	FS	FS	FS	FS	FS	FS	FS	FS	FS	FS	FS	FS	FS	FS	16	16	0	0	
Newhouse, Marshall	RT	RT	RT	RT	RT	INA	RT	INA	RT	INA	RT	RT	RT	RT	RT	RT	14	14	0	2	
Olawale, Jamize	INA	INA	X	X	INA	X	X	X	INA	X	X	X	X	X	X	X	12	0	0	4	
Osemele, Kelechi	LG	LG	LG	LG	LG	LG	LG	LG	LG	LG	LG	LG	LG	LG	LG	LG	16	16	0	0	
Patterson, C.	X	X	X	X	X	X	WR	X	X	X	X	WR	X	X	X	X	16	2	0	0	
Penn, Donald	LT	LT	LT	LT	LT	LT	LT	LT	LT	LT	LT	LT	LT	LT	IR	IR	14	14	0	0	
Richard, Jalen	X	X	X	X	X	X	RB	X	X	X	X	X	X	X	X	X	16	1	0	0	
Roberts, Seth	X	X	X	WR	WR	WR	DNP	X	WR	WR	WR	WR	X	X	X	X	15	7	1	0	
Saint Fleur, Joby	NOR	NOR	NOR	NOR	NOR	NOR	NOR	NOR	NOR	NOR	NOR	NOR	NOR	PS	PS	PS	0	0	0	0	
Sharpe, David	INA	INA	INA	INA	DNP	INA	X	INA	INA	DNP	INA	X	X	INA	LT	LT	5	2	2	9	
Sheldon, Brady	NOR	NOR	NOR	NOR	NOR	NOR	NOR	NOR	NOR	NOR	PS	PS	PS	PS	X	X	2	0	0	0	
Silberman, Ian	NOR	NOR	NOR	NOR	NOR	NOR	NOR	NOR	NOR	NOR	NOR	NOR	NOR	NOR	INA	INA	0	0	0	2	
Simmons, Jordan	PS	PS	PS	PS	PS	PS	PS	PS	PS	PS	PS	PS	PS	PS	PS	PS	0	0	0	0	
Skinner, Deontae	NOR	NOR	NOR	NOR	NOR	PS	PS	PS	PS	NOR	NOR	NOR	NOR	NOR	NOR	NOR	0	0	0	0	
Smith, Aldon	SUS	SUS	SUS	SUS	SUS	SUS	SUS	SUS	SUS	SUS	SUS	SUS	SUS	SUS	SUS	SUS	0	0	0	0	
Smith, Lee	TE	TE	TE	TE	X	X	X	TE	X	X	X	X	TE	TE	TE	TE	16	9	0	0	
Smith, Sean	X	INA	X	X	RCB	DNP	X	X	X	X	LCB	LCB	RCB	RCB	RCB	CB	14	7	1	1	
Smith, Tevaun	NOR	NOR	NOR	NOR	NOR	NOR	NOR	NOR	NOR	NOR	NOR	PS	NOR	NOR	NOR	NOR	0	0	0	0	
Soto, Shakir	NOR	NOR	NOR	NOR	NOR	NOR	NOR	NOR	NOR	NOR	NOR	NOR	NOR	NOR	PS	PS	0	0	0	0	
Stone, James	PS	PS	PS	PS	PS	PS	PS	PS	PS	PS	PS	PS	PS	PS	X	X	2	0	0	0	
Tavecchio, Giorgio	X	X	X	X	X	X	X	X	X	X	X	X	X	X	X	X	16	0	0	0	
Valles, Max	NOR	PS	PS	NOR	NOR	NOR	NOR	NOR	NOR	NOR	NOR	NOR	NOR	NOR	NOR	NOR	0	0	0	0	
Vanderdoes, Eddie	DT	DT	DT	DT	DT	DT	DT	DT	DT	DT	DT	DT	X	X	DT	X	16	13	0	0	
Walford, Clive	X	X	X	X	X	X	X	X	X	X	X	X	X	X	INA	IR	13	0	0	1	
Ward, Jihad	DNP	X	INA	X	INA	INA	DNP	INA	INA	INA	INA	INA	INA	DE	X	X	5	1	2	9	
Ware, Jylan	INA	INA	INA	INA	INA	INA	INA	INA	INA	INA	INA	INA	INA	INA	INA	INA	1	0	0	15	
Washington, D.	X	X	X	X	INA	X	X	X	X	X	X	X	X	X	X	X	15	0	0	1	
Whitney, Isaac	PS	PS	PS	PS	PS	PS	PS	PS	PS	PS	PS	X	INA	X	INA	INA	2	0	0	3	
Woodson-Luster, X.	X	X	X	X	X	X	X	X	X	X	X	X	X	X	NOR	NOR	14	0	0	0	

X= substituted; IR=Reserve/Injured List; DFR=Reserve/Injured - Designated for Return List; PUP=Reserve/Physically Unable to Perform List; NOR=not on roster; PS=practice squad; SUS=Reserve/Suspended List; PSI=Practice Squad/Injured List

2017 GAME SUMMARIES



WEEK 1



OAKLAND RAIDERS 26 TENNESSEE TITANS 16

Sept. 10, 2017 | Nissan Stadium | 69,089

Team	1	2	3	4	Final
Oakland	7	6	3	10	26
Tennessee	7	3	3	3	16

SCORING SUMMARY

Team	Qtr.	Time	Play Description	Vis.	Home
Raiders	1	12:49	A.Cooper 8 yd. pass from D.Carr (G.Tavecchio kick) (4-50, 2:11)	7	0
Titans	1	6:58	M.Mariota 10 yd. run (R.Succop kick) (12-75, 5:51)	7	7
Raiders	2	14:55	G.Tavecchio 20 yd. Field Goal (15-73, 7:03)	10	7
Titans	2	0:03	R.Succop 23 yd. Field Goal (15-93, 6:20)	10	10
Raiders	2	0:40	G.Tavecchio 52 yd. Field Goal (5-41, 0:43)	13	10
Raiders	3	4:31	G.Tavecchio 52 yd. Field Goal (8-29, 4:11)	16	10
Titans	3	0:00	R.Succop 26 yd. Field Goal (9-67, 4:31)	16	13
Raiders	4	11:58	S.Roberts 19 yd. pass from D.Carr (G.Tavecchio kick) (7-70, 3:02)	23	13
Titans	4	4:49	R.Succop 52 yd. Field Goal (8-46, 1:55)	23	16
Raiders	4	1:09	G.Tavecchio 43 yd. Field Goal (9-34, 3:40)	26	16

TEAM STATS

	Raiders	Titans
First Downs	22	21
Time of Possession	31:39	28:21
Net Yards Rushing	109	95
Net Yards Passing	250	255
Total Net Yards	359	350
Penalties/Yards	5-49	5-49
Fumbles/Lost	3-0	0-0

INDIVIDUAL STATS

PASSING

Oak.: D.Carr 22-32-262 (2 TD, 0 INT)
Ten.: M.Mariota 25-41-256 (0 TD, 0 INT)

RUSHING

Oak.: M.Lynch 18-76, J.Richard 5-22, C.Patterson 1-5, D.Washington 3-4, D.Carr 2-2
Ten.: D.Murray 12-44, M.Mariota 3-26 (TD), D.Henry 6-25

RECEIVING

Oak.: M.Crabtree 6-83, A.Cooper 5-62 (TD), J.Cook 5-56, D.Washington 2-18, S.Roberts 1-19 (TD), M.Lynch 1-16, J.Richard 1-6, C.Patterson 1-2
Ten.: D.Walker 7-76, C.Davis 6-69, R.Matthews 5-71, E.Decker 3-10, D.Murray 2-16, T.Taylor 2-14

INTERCEPTIONS

Oak.: None
Ten.: None

SACKS

Oak.: M.Edwards 0.5-0.5, J.Ellis 0.5-0.5
Ten.: W.Woodyard 1-5, D.Morgan 1-7

PUNTING

Oak.: M.King 3-158 (52.7)
Ten.: B.Kern 4-188 (47.0)

PUNT RETURNS

Oak.: J.Richard 2-5 (2.5)
Ten.: A.Jackson 1-5 (5.0)

KICKOFF RETURNS

Oak.: C.Patterson 1-41 (41.0)
Ten.: A.Jackson 1-35 (35.0)



WEEK 2



NEW YORK JETS 20 OAKLAND RAIDERS 45

Sept. 17, 2017 | Oakland-Alameda County Coliseum | 54,729

Team	1	2	3	4	Final
NY Jets	0	10	3	7	20
Oakland	7	14	7	17	45

SCORING SUMMARY

Team	Qtr.	Time	Play Description	Vis.	Home
Raiders	1	4:54	M.Crabtree 2 yd. pass from D.Carr (G.Tavecchio kick) (11-81, 5:59)	0	7
Raiders	2	12:55	M.Crabtree 26 yd. pass from D.Carr (G.Tavecchio kick) (8-85, 4:38)	0	14
Jets	2	9:08	J.Kearse 34 yd. pass from J.McCown (C.Catanzaro kick) (6-75, 3:47)	7	14
Jets	2	3:06	C.Catanzaro 46 yd. Field Goal (11-62, 4:40)	10	14
Raiders	2	0:21	M.Lynch 2 yd. run (G.Tavecchio kick) (3-4, 1:29)	10	21
Jets	3	7:10	C.Catanzaro 40 yd. Field Goal (12-45, 7:50)	13	21
Raiders	3	3:31	C.Patterson 43 yd. run (G.Tavecchio kick) (7-84, 3:39)	13	28
Raiders	4	12:49	J.Richard 52 yd. run (G.Tavecchio kick) (4-79, 2:00)	13	35
Raiders	4	12:27	M.Crabtree 1 yd. pass from D.Carr (G.Tavecchio kick) (1-18, 0:10)	13	42
Jets	4	8:42	J.Kearse 11 yd. pass from J.McCown (C.Catanzaro kick) (10-75, 3:45)	20	42
Raiders	4	0:25	G.Tavecchio 29 yd. Field Goal (12-37, 8:17)	20	45

TEAM STATS

	Jets	Raiders
First Downs	17	21
Time of Possession	28:58	31:02
Net Yards Rushing	126	180
Net Yards Passing	145	230
Total Net Yards	271	410
Penalties/Yards	5-47	9-79
Fumbles/Lost	2-2	1-0

INDIVIDUAL STATS

PASSING

NYJ.: J.McCown 16-24-166 (2 TD, 0 INT)
Oak.: D.Carr 23-28-230 (3 TD, 0 INT)

RUSHING

NYJ.: M.Forte 9-53, J.McCown 4-31, E.McGuire 6-29, B.Powell 6-13
Oak.: J.Richard 6-58 (TD), C.Patterson 3-57 (TD), M.Lynch 12-45 (TD), D.Washington 6-20

RECEIVING

NYJ.: J.Kearse 4-64 (2 TD), M.Forte 3-38, J.Kerley 3-14, R.Anderson 2-28, N.Sterling 1-8, E.McGuire 1-7, W.Tye 1-4, C.Peake 1-3
Oak.: M.Crabtree 6-80 (3 TD), A.Cooper 4-33, J.Cook 4-25, D.Washington 3-15, J.Richard 2-51, L.Smith 1-9, C.Walford 1-7, C.Patterson 1-6, M.Lynch 1-4

INTERCEPTIONS

NYJ.: None
Oak.: None

SACKS

NYJ.: None
Oak.: K.Mack 1-9, M.Edwards 1.5-3, D.Autry 0.5-2, K.Joseph 1-7

PUNTING

NYJ.: L.Edwards 3-119 (39.7)
Oak.: M.King 3-166 (55.3)

PUNT RETURNS

NYJ.: K.Raymond 2-11 (5.5)
Oak.: J.Richard 1-13 (13.0)

KICKOFF RETURNS

NYJ.: K.Raymond 1-40 (40.0), J.Jenkins 1-7 (7.0)
Oak.: C.Patterson 3-70 (23.3)

2017 GAME SUMMARIES



WEEK 3



OAKLAND RAIDERS 10 WASHINGTON REDSKINS 27

Sept. 24, 2017 | FedExField | 77,123

Team	1	2	3	4	Final
Oakland	0	0	7	3	10
Washington	7	7	7	6	27

SCORING SUMMARY

Team	Qtr.	Time	Play Description	Vis.	Home
Redskins	1	9:43	C.Thompson 22 yd. pass from K.Cousins (D.Hopkins kick) (8-67, 4:29)	0	7
Redskins	2	3:48	V.Davis 18 yd. pass from K.Cousins (D.Hopkins kick) (11-72, 6:10)	0	14
Redskins	3	10:37	J.Doctson 52 yd. pass from K.Cousins (D.Hopkins kick) (7-75, 4:23)	0	21
Raiders	3	3:52	J.Cook 21 yd. pass from D.Carr (G.Tavecchio kick) (2-18, 0:47)	7	21
Redskins	4	14:58	D.Hopkins 23 yd. Field Goal (7-70, 3:54)	7	24
Raiders	4	11:54	G.Tavecchio 22 yd. Field Goal (4-8, 0:22)	10	24
Redskins	4	6:02	D.Hopkins 28 yd. Field Goal (9-65, 5:52)	10	27

TEAM STATS

	Raiders	Redskins
First Downs	7	18
Time of Possession	21:54	38:06
Net Yards Rushing	32	116
Net Yards Passing	96	356
Total Net Yards	128	472
Penalties/Yards	4-35	10-77
Fumbles/Lost	1-1	2-2

INDIVIDUAL STATS

PASSING

Oak.: D.Carr 19-31-118 (1 TD, 0 INT)
Was.: K.Cousins 25-30-365 (3 TD, 0 INT)

RUSHING

Oak.: M.Lynch 6-18, C.Patterson 2-5, D.Carr 2-5, J.Richard 2-4
Was.: S.Perine 19-49, C.Thompson 8-38, M.Brown 6-27, K.Cousins 1-2

RECEIVING

Oak.: D.Washington 5-24, J.Cook 4-43 (TD), S.Roberts 4-20, M.Lynch 1-8, M.Crabtree 1-7, C.Patterson 1-7, A.Cooper 1-6, J.Richard 1-4, C.Wallford 1-(-1)
Was.: C.Thompson 6-150 (TD), J.Crowder 6-52, V.Davis 5-58 (TD), R.Grant 3-31, T.Pryor 2-19, J.Doctson 1-52, S.Perine 1-6, N.Paul 1-(-3)

INTERCEPTIONS

Oak.: None
Was.: M.Nicholson 1-0, K.Fuller 1-0

SACKS

Oak.: K.Mack 1-9
Was.: R.Kerrigan 1-5, P.Smith 1-3, M.Joannidis 0.5-4, J.Allen 1-7, J.Galette 0.5-3

PUNTING

Oak.: M.King 7-369 (52.7)
Was.: T.Way 5-221 (44.2)

PUNT RETURNS

Oak.: J.Richard 2-4 (2.0)
Was.: J.Crowder 4-23 (5.8)

KICKOFF RETURNS

Oak.: C.Patterson 1-27
Was.: None



WEEK 4



OAKLAND RAIDERS 10 DENVER BRONCOS 16

Oct. 1, 2017 | Sports Authority Field at Mile High | 76,909

Team	1	2	3	4	Final
Oakland	0	7	0	3	10
Denver	10	0	6	0	16

SCORING SUMMARY

Team	Qtr.	Time	Play Description	Vis.	Home
Broncos	1	8:11	A.Derby 22 yd. pass from T.Siemian (B.McManus kick) (7-88, 3:17)	0	7
Broncos	1	1:09	B.McManus 28 yd. Field Goal (8-79, 4:08)	0	10
Raiders	2	3:36	J.Holton 64 yd. pass from D.Carr (G.Tavecchio kick) (5-99, 2:23)	7	10
Broncos	3	9:40	B.McManus 36 yd. Field Goal (6-55, 3:08)	7	13
Broncos	3	5:06	B.McManus 46 yd. Field Goal (5-3, 2:07)	7	16
Raiders	4	5:23	G.Tavecchio 38 yd. Field Goal (9-73, 3:07)	10	16

TEAM STATS

	Raiders	Broncos
First Downs	11	16
Time of Possession	27:03	32:57
Net Yards Rushing	24	143
Net Yards Passing	230	155
Total Net Yards	254	298
Penalties/Yards	7-75	6-40
Fumbles/Lost	0-0	2-0

INDIVIDUAL STATS

PASSING

Oak.: D.Carr 10-18-143 (1 TD, 0 INT), E.Manuel 11-17-106 (0 TD, 1 INT)
Den.: T.Siemian 16-26-179 (1 TD, 0 INT)

RUSHING

Oak.: M.Lynch 9-12, J.Richard 2-7, D.Washington 1-4, C.Patterson 1-2, J.Olawale 1-2, M.King 1-(-3)
Den.: C.Anderson 20-95, J.Charles 5-33, D.Booker 3-14, T.Siemian 4-1

RECEIVING

Oak.: C.Patterson 6-33, S.Roberts 4-49, J.Cook 3-46, L.Smith 2-15, J.Olawale 2-13, A.Cooper 2-9, J.Holton 1-64 (TD), J.Richard 1-20
Den.: A.Derby 4-75 (TD), E.Sanders 4-27, C.Anderson 4-17, B.Fowler 2-35, J.Charles 1-14, D.Thomas 1-11

INTERCEPTIONS

Oak.: None
Den.: J.Simmons (1-0)

SACKS

Oak.: K.Mack 2-10, M.Edwards 1-10, B.Irvin 1-4
Den.: D.Wolfe 1-8, V.Miller 1-7, S.Harris 1-4

PUNTING

Oak.: M.King 6-306 (51.0)
Den.: R.Dixon 6-271 (45.2)

PUNT RETURNS

Oak.: J.Richard 2-8 (4.0)
Den.: I.McKenzie 5-38 (7.6)

KICKOFF RETURNS

Oak.: C.Patterson 2-70 (35.0), J.Feliciano 1-15 (15.0)
Den.: I.McKenzie 1-12 (12.0)

2017 GAME SUMMARIES



WEEK 5



BALTIMORE RAVENS 30 OAKLAND RAIDERS 17

Oct. 8, 2017 | Oakland-Alameda County Coliseum | 54,980

Team	1	2	3	4	Final
Baltimore	14	10	0	6	30
Oakland	3	7	7	0	17

SCORING SUMMARY

Team	Qtr.	Time	Play Description	Vis. Home
Ravens	1	12:45	V. Mayle 2 yd. run (J. Tucker kick) (5-75, 2:15)	7 0
Ravens	1	11:10	J. Smith 47 yd. fumble return (J. Tucker kick)	14 0
Raiders	1	5:07	G. Tavecchio 32 yd. Field Goal (12-61, 6:03)	14 3
Ravens	2	11:57	J. Allen 1 yd. run (J. Tucker kick) (15-75, 8:10)	21 3
Raiders	2	9:11	M. Crabtree 41 yd. pass from E. Manuel (G. Tavecchio kick) (6-75, 2:46)	21 10
Ravens	2	5:18	J. Tucker 22 yd. Field Goal (8-70, 3:53)	24 10
Raiders	3	3:46	M. Lynch 3 yd. run (G. Tavecchio kick) (12-65, 4:42)	24 17
Ravens	4	13:10	J. Tucker 21 yd. Field Goal (12-72, 5:36)	27 17
Ravens	4	2:24	J. Tucker 44 yd. Field Goal (13-54, 6:26)	30 17

TEAM STATS

	Ravens	Raiders
First Downs	19	15
Time of Possession	33:43	26:17
Net Yards Rushing	143	108
Net Yards Passing	222	137
Total Net Yards	365	245
Penalties/Yards	1-5	3-24
Fumbles/Lost	1-0	1-1

INDIVIDUAL STATS

PASSING

Bal.: J. Flacco 19-26-222 (0 TD, 0 INT)
Oak.: E. Manuel 13-26-159 (1 TD, 0 INT)

RUSHING

Bal.: J. Allen 21-73 (TD), A. Collins 12-55, T. West 2-17, V. Mayle 1-2 (TD), J. Flacco 3-(-4)
Oak.: M. Lynch 12-43 (TD), J. Richard 9-37, E. Manuel 2-15, J. Olawale 2-13

RECEIVING

Bal.: J. Maclin 6-43, J. Allen 4-12, M. Wallace 3-133, B. Perriman 2-15, B. Watson 2-2, N. Boyle 1-9, M. Campanaro 1-8
Oak.: M. Crabtree 6-82 (TD), J. Cook 3-25, S. Roberts 2-34, M. Lynch 1-10, A. Cooper 1-8

INTERCEPTIONS

Bal.: None
Oak.: None

SACKS

Bal.: T. Suggs 1-6, T. Jefferson 1-8, A. Levine Sr. 1-8
Oak.: None

PUNTING

Bal.: S. Koch 3-117 (39.0)
Oak.: M. King 4-197 (49.3)

PUNT RETURNS

Bal.: M. Campanaro 2-19 (9.5)
Oak.: J. Richard 1-7 (7.0)

KICKOFF RETURNS

Bal.: None
Oak.: C. Patterson 1-31 (31.0)



WEEK 6



LOS ANGELES CHARGERS 17 OAKLAND RAIDERS 16

Oct. 15, 2017 | Oakland-Alameda County Coliseum | 54,685

Team	1	2	3	4	Final
L.A. Chargers	0	7	0	10	17
Oakland	7	3	0	6	16

SCORING SUMMARY

Team	Qtr.	Time	Play Description	Vis. Home
Raiders	1	5:04	M. Crabtree 23 yd. pass from D. Carr (G. Tavecchio kick) (11-62, 6:05)	0 7
Chargers	2	1:44	M. Gordon 1 yd. run (N. Novak kick) (15-82, 6:41)	7 7
Raiders	2	0:00	G. Tavecchio 44 yd. Field Goal (7-34, 1:44)	7 10
Chargers	4	10:19	M. Gordon 6 yd. pass from P. Rivers (N. Novak kick) (10-59, 4:38)	14 10
Raiders	4	7:51	C. Patterson 47 yd. run (kick failed, w/) (4-65, 2:28)	14 16
Chargers	4	0:00	N. Novak 32 yd. Field Goal (11-78, 4:09)	17 16

TEAM STATS

	Chargers	Raiders
First Downs	20	15
Time of Possession	32:03	27:57
Net Yards Rushing	80	109
Net Yards Passing	263	165
Total Net Yards	343	274
Penalties/Yards	4-32	5-40
Fumbles/Lost	1-1	3-0

INDIVIDUAL STATS

PASSING

LAC: P. Rivers 25-36-268 (1 TD, 0 INT)
Oak.: D. Carr 21-30-171 (1 TD, 2 INT)

RUSHING

LAC: M. Gordon 25-83 (TD), A. Ekeler 1-1, P. Rivers 2-(-4)
Oak.: M. Lynch 13-63, C. Patterson 3-55 (TD), J. Richard 2-(-1), D. Washington 3-(-8)

RECEIVING

LAC: M. Gordon 9-67 (TD), H. Henry 5-90, K. Allen 5-45, Ty. Williams 3-27, A. Gates 1-16, M. Williams 1-15, A. Ekeler 1-8
Oak.: M. Crabtree 6-52 (TD), A. Cooper 5-28, S. Roberts 3-35, J. Richard 3-27, J. Cook 2-14, D. Washington 1-10, C. Patterson 1-5, D. Carr 1-0

INTERCEPTIONS

LAC: Tr. Williams 1-21, H. Pullard 1-1
Oak.: None

SACKS

LAC: J. Bosa 1-6
Oak.: B. Irvin 1-5

PUNTING

LAC: D. Kaser 4-223 (55.8)
Oak.: M. King 4-226 (56.5)

PUNT RETURNS

LAC: T. Benjamin 2-6 (3.0)
Oak.: J. Richard 3-18 (6.0)

KICKOFF RETURNS

LAC: D. King 1-20 (20.0)
Oak.: C. Patterson 1-39 (39.0), J. Richard 2-29 (14.5)

2017 GAME SUMMARIES



WEEK 7



KANSAS CITY CHIEFS 30 OAKLAND RAIDERS 31

Oct. 19, 2017 | Oakland-Alameda County Coliseum | 55,090

Team	1	2	3	4	Final
Kansas City	10	10	10	0	30
Oakland	14	0	7	10	31

SCORING SUMMARY

Team	Qtr.	Time	Play Description	Vis.	Home
Chiefs	1	10:14	H.Butker 53 yd. Field Goal (10-40, 4:46)	3	0
Raiders	1	8:11	A.Cooper 38 yd. pass from D.Carr (G.Tavecchio kick) (4-75, 2:03)	3	7
Chiefs	1	4:17	T.Kelce 10 yd. pass from A.Smith (H.Butker kick) (7-82, 3:54)	10	7
Raiders	1	0:40	A.Cooper 45 yd. pass from D.Carr (G.Tavecchio kick) (8-75, 3:37)	10	14
Chiefs	2	8:51	T.Hill 64 yd. pass from A.Smith (H.Butker kick) (3-99, 1:32)	17	14
Chiefs	2	1:06	H.Butker 39 yd. Field Goal (10-36, 3:45)	20	14
Raiders	3	10:45	D.Washington 4 yd. run (G.Tavecchio kick) (8-85, 4:15)	20	21
Chiefs	3	7:08	A.Wilson 63 yd. pass from A.Smith (H.Butker kick) (6-75, 3:37)	27	21
Chiefs	3	0:47	H.Butker 37 yd. Field Goal (11-55, 4:15)	30	21
Raiders	4	11:53	G.Tavecchio 26 yd. Field Goal (12-67, 3:54)	30	24
Raiders	4	0:00	M.Crabtree 2 yd. pass from D.Carr (G.Tavecchio kick) (11-85, 2:25)	30	31

TEAM STATS

	Chiefs	Raiders
First Downs	19	32
Time of Possession	30:36	29:24
Net Yards Rushing	94	88
Net Yards Passing	331	417
Total Net Yards	425	505
Penalties/Yards	8-108	10-97
Fumbles/Lost	1-0	0-0

INDIVIDUAL STATS

PASSING

KC: A.Smith 25-36-342 (3 TD, 0 INT)
Oak.: D.Carr 29-52-417 (3 TD, 0 INT)

RUSHING

KC: K.Hunt 18-87, T.Hill 2-7, C.Spiller 2-0, A.Smith 1-0
Oak.: D.Washington 9-33 (TD), J.Richard 9-31, D.Carr 1-15, M.Lynch 2-9

RECEIVING

KC: T.Hill 6-125 (TD), D.Robinson 5-69, T.Kelce 4-33 (TD), K.Hunt 4-30, D.Harris 2-16, A.Wilson 1-63 (TD), R.Travis 1-3, D.Thomas 1-2, A.Hunt 1-1
Oak.: A.Cooper 11-210 (2 TD), J.Cook 6-107, J.Richard 4-45, M.Crabtree 3-24 (TD), D.Washington 3-7, S.Roberts 1-15, C.Patterson 1-9

INTERCEPTIONS

KC: None
Oak.: None

SACKS

KC: None
Oak.: K.Mack 0.5-5.5, D.Autry 0.5-5.5

PUNTING

KC: D.Colquitt 3-137 (45.7)
Oak.: M.King 3-146 (48.7)

PUNT RETURNS

KC: T.Hill 2-13 (6.5)
Oak.: J.Richard 1-0 (0.0)

KICKOFF RETURNS

KC: J.Chesson 1-20 (20.0), A.Hunt 1-17 (17.0)
Oak.: C.Patterson 1-19 (19.0)



WEEK 8



OAKLAND RAIDERS 14 BUFFALO BILLS 34

Oct. 29, 2017 | New Era Field | 69,599

Team	1	2	3	4	Final
Oakland	7	0	0	7	14
Buffalo	0	14	6	14	34

SCORING SUMMARY

Team	Qtr.	Time	Play Description	Vis.	Home
Raiders	1	9:28	J.Olawale 1 yd. run (G.Tavecchio kick) (13-81, 5:32)	7	0
Bills	2	8:46	A.Holmes 6 yd. pass from T.Taylor (S.Hauschka kick) (9-64, 4:40)	7	7
Bills	2	0:32	M.Milano 40 yd. fumble return (S.Hauschka kick)	7	14
Bills	3	11:44	S.Hauschka 35 yd. Field Goal (4-3, 1:22)	7	17
Bills	3	8:18	S.Hauschka 44 yd. Field Goal (6-15, 2:23)	7	20
Bills	4	14:57	T.Taylor 1 yd. run (S.Hauschka kick) (12-80, 7:19)	7	27
Raiders	4	10:50	D.Washington 4 yd. pass from D.Carr (G.Tavecchio kick) (9-75, 4:07)	14	27
Bills	4	3:12	L.McCoy 48 yd. run (S.Hauschka kick) (1-48, 0:09)	14	34

TEAM STATS

	Raiders	Bills
First Downs	23	17
Time of Possession	24:23	35:37
Net Yards Rushing	54	166
Net Yards Passing	313	165
Total Net Yards	367	331
Penalties/Yards	6-50	11-95
Fumbles/Lost	4-2	0-0

INDIVIDUAL STATS

PASSING

Oak.: D.Carr 31-49-313 (1 TD, 2 INT)
Buf.: T.Taylor 20-27-165 (1 TD, 0 INT)

RUSHING

Oak.: D.Washington 6-26, J.Richard 5-21, A.Cooper 1-4, J.Olawale 2-3 (TD)
Buf.: L.McCoy 27-151 (TD), M.Tolbert 4-14, T.Taylor 6-1 (TD)

RECEIVING

Oak.: D.Washington 8-62 (TD), M.Crabtree 5-83, A.Cooper 5-48, J.Richard 5-35, J.Cook 4-57, C.Patterson 3-7, L.Smith 1-21
Buf.: L.McCoy 6-22, A.Holmes 3-51 (TD), Z.Jones 3-32, J.Matthews 3-21, B.Tate 1-24, L.Thomas 1-7, N.O'Leary 1-5, D.Thompson 1-5, M.Tolbert 1-(-2)

INTERCEPTIONS

Oak.: None
Buf.: T.Elston 1-22, M.Hyde 1-2

SACKS

Oak.: None
Buf.: None

PUNTING

Oak.: M.King 4-153 (38.3)
Buf.: C.Schmidt 5-226 (45.2)

PUNT RETURNS

Oak.: J.Richard 2-11 (5.5)
Buf.: B.Tate 2-17 (8.5)

KICKOFF RETURNS

Oak.: J.Richard 3-16 (5.3), C.Patterson 1-43 (43.0), J.Olawale 1-9 (9.0)
Buf.: None

2017 GAME SUMMARIES



WEEK 9



OAKLAND RAIDERS 27 MIAMI DOLPHINS 24

Nov. 5, 2017 | Hard Rock Stadium | 65,139

Team	1	2	3	4	Final
Oakland	3	10	7	7	27
Miami	0	9	7	8	24

SCORING SUMMARY

Team	Qtr.	Time	Play Description	Vis.	Home
Raiders	1	7:31	G.Tavecchio 36 yd. Field Goal (12-58, 7:29)	3	0
Dolphins	2	10:37	D.Williams 10 yd. pass from J.Cutler (kick failed, hlu) (10-82, 5:35)	3	6
Raiders	2	3:26	J.Holton 44 yd. pass from D.Carr (G.Tavecchio kick) (6-81, 4:02)	10	6
Dolphins	2	0:32	C.Parkey 49 yd. Field Goal (8-49, 2:54)	10	9
Raiders	2	0:00	G.Tavecchio 53 yd. Field Goal (5-42, 0:32)	13	9
Raiders	3	9:23	M.Lynch 22 yd. run (G.Tavecchio kick) (6-67, 3:24)	20	9
Dolphins	3	6:34	J.Landry 6 yd. pass from J.Cutler (C.Parkey kick) (7-75, 2:49)	20	16
Raiders	4	4:37	M.Lynch 3 yd. run (G.Tavecchio kick) (6-87, 2:44)	27	16
Dolphins	4	1:32	J.Thomas 15 yd. pass from J.Cutler (K.Drake run) (5-83, 0:22)	27	24

TEAM STATS

	Raiders	Dolphins
First Downs	20	23
Time of Possession	30:56	29:04
Net Yards Rushing	84	86
Net Yards Passing	295	309
Total Net Yards	379	395
Penalties/Yards	10-105	11-107
Fumbles/Lost	3-1	2-1

INDIVIDUAL STATS

PASSING

Oak.: D.Carr 21-30-300 (1 TD, 1 INT)
Mia.: J.Cutler 34-42-311 (3 TD, 0 INT)

RUSHING

Oak.: M.Lynch 14-57 (2 TD), D.Washington 4-16, J.Richard 5-14, D.Carr 4-(-3)
Mia.: K.Drake 9-69, D.Williams 7-14, M.Gray 1-3

RECEIVING

Oak.: J.Cook 8-126, A.Cooper 4-58, M.Crabtree 3-40, S.Roberts 2-28, M.Lynch 2-6, J.Holton 1-44 (TD), D.Washington 1-(-2)
Mia.: J.Thomas 6-84 (TD), D.Williams 6-47 (TD), K.Drake 6-35, J.Landry 6-32 (TD), D.Parker 5-76, K.Stills 3-28, A.Fasano 2-9

INTERCEPTIONS

Oak.: None
Mia.: R.Jones 1-0

SACKS

Oak.: B.Irvin 0.5-1, M.Edwards 0.5-1
Mia.: N.Suh 1-5

PUNTING

Oak.: M.King 3-140 (46.7)
Mia.: M.Haack 5-221 (44.2)

PUNT RETURNS

Oak.: J.Richard 2-21 (10.5)
Mia.: J.Grant 1-5 (5.0)

KICKOFF RETURNS

Oak.: C.Patterson 2-61 (30.5)
Mia.: J.Grant 2-47 (23.5)



WEEK 11



NEW ENGLAND PATRIOTS 33 OAKLAND RAIDERS 8

Nov. 19, 2017 | Estadio Azteca | 77,357

Team	1	2	3	4	Final
New England	7	10	13	3	33
Oakland	0	0	0	8	8

SCORING SUMMARY

Team	Qtr.	Time	Play Description	Vis.	Home
Patriots	1	4:09	D.Lewis 15 yd. pass from T.Brady (S.Gostkowski kick) (15-87, 7:07)	7	0
Patriots	2	5:23	D.Amendola 5 yd. pass from T.Brady (S.Gostkowski kick) (9-80, 3:32)	14	0
Patriots	2	0:00	S.Gostkowski 62 yd. Field Goal (5-49, 0:33)	17	0
Patriots	3	14:06	B.Cooks 64 yd. pass from T.Brady (S.Gostkowski kick) (3-75, 0:54)	24	0
Patriots	3	7:04	S.Gostkowski 51 yd. Field Goal (8-47, 3:57)	27	0
Patriots	3	2:03	S.Gostkowski 40 yd. Field Goal (5-22, 2:36)	30	0
Raiders	4	11:43	A.Cooper 9 yd. pass from D.Carr (D.Carr-M.Crabtree pass) (13-75, 5:20)	30	8
Patriots	4	8:15	S.Gostkowski 29 yd. Field Goal (8-59, 3:28)	33	8

TEAM STATS

	Patriots	Raiders
First Downs	25	21
Time of Possession	27:37	32:23
Net Yards Rushing	89	109
Net Yards Passing	331	235
Total Net Yards	420	344
Penalties/Yards	2-10	8-66
Fumbles/Lost	1-0	1-1

INDIVIDUAL STATS

PASSING

NE: T.Brady 30-37-340 (3 TD, 0 INT)
Oak.: D.Carr 28-49-237 (1 TD, 1 INT)

RUSHING

NE: D.Lewis 10-60, R.Burkhead 5-16, J.White 5-13
Oak.: M.Lynch 11-67, J.Richard 4-19, J.Olaware 3-16, D.Washington 3-7

RECEIVING

NE: D.Amendola 8-66 (TD), B.Cooks 6-149 (TD), D.Lewis 4-28 (TD), R.Burkhead 4-21, R.Gronkowski 3-37, M.Bennett 3-15, D.Allen 2-24
Oak.: M.Crabtree 6-51, S.Roberts 5-36, C.Patterson 4-45, A.Cooper 3-28 (TD), J.Cook 2-36, D.Washington 2-12, J.Richard 2-9, J.Olaware 2-6, M.Lynch 1-10, C.Walford 1-4

INTERCEPTIONS

NE: D.Harmon 1-0
Oak.: None

SACKS

NE: T.Flowers 0.5-1, K.Van Noy 0.5-1
Oak.: K.Mack 1-8

PUNTING

NE: R.Allen 2-95 (47.5)
Oak.: M.King 3-137 (45.7)

PUNT RETURNS

NE: None
Oak.: None

KICKOFF RETURNS

NE: D.McCourt 1-12 (12.0)
Oak.: D.Washington 1-16 (16.0)

2017 GAME SUMMARIES



WEEK 12



DENVER BRONCOS 14 OAKLAND RAIDERS 21

Nov. 26, 2017 | Oakland-Alameda County Coliseum | 54,994

Team	1	2	3	4	Final
Denver	0	0	0	14	14
Oakland	0	14	7	0	21

SCORING SUMMARY

Team	Qtr	Time	Play Description	Vis.	Home
Raiders	2	8:45	A.Cooper 9 yd. pass from D.Carr (G.Tavecchio kick) (8-80, 5:21)	0	7
Raiders	2	2:49	M.Lynch 1 yd. run (G.Tavecchio kick) (8-52, 4:00)	0	14
Raiders	3	6:22	J.Richard 6 yd. pass from D.Carr (G.Tavecchio kick) (7-66, 4:46)	0	21
Broncos	4	10:21	C.Latimer 25 yd. pass from T.Siemian (B.McManus kick) (10-93, 3:48)	7	21
Broncos	4	2:39	B.Fowler 22 yd. pass from T.Siemian (B.McManus kick) (12-75, 3:07)	14	21

TEAM STATS

	Broncos	Raiders
First Downs	12	21
Time of Possession	24:06	35:54
Net Yards Rushing	56	104
Net Yards Passing	160	244
Total Net Yards	216	348
Penalties/Yards	9-75	7-68
Fumbles/Lost	1-0	1-1

INDIVIDUAL STATS

PASSING

Den.: T.Siemian 11-21-149 (2 TD, 0 INT), P.Lynch 9-14-41 (0 TD, 1 INT)
Oak.: D.Carr 18-24-253 (2 TD, 0 INT)

RUSHING

Den.: P.Lynch 2-17, C.Anderson 5-12, D.Booker 6-11, T.Siemian 2-9, A.Janovich 1-4, J.Charles 1-3
Oak.: M.Lynch 26-67 (TD), D.Washington 6-23, J.Richard 2-17, D.Carr 3-(-3)

RECEIVING

Den.: D.Thomas 5-18, C.Latimer 3-48 (TD), B.Fowler 3-33 (TD), E.Sanders 3-12, D.Booker 2-22, J.Charles 2-7, A.Traylor 1-34, V.Green 1-16
Oak.: C.Patterson 3-72, M.Lynch 3-43, D.Washington 3-23, J.Holton 2-53, S.Roberts 2-26, J.Richard 2-13 (TD), L.Smith 1-12, A.Cooper 1-9 (TD), J.Cook 1-2

INTERCEPTIONS

Den.: None
Oak.: N.Bowman 1-0

SACKS

Den.: V.Miller 0.5-2, S.Harris 0.5-2, S.Barrett 1-5
Oak.: B.Irvin 2-6, D.Autry 2-17, K.Mack 1-7

PUNTING

Den.: R.Dixon 8-362 (45.3)
Oak.: M.King 6-261 (43.5)

PUNT RETURNS

Den.: J.Taylor 1-8 (8.0)
Oak.: J.Richard 4-25 (6.3)

KICKOFF RETURNS

Den.: D.Booker 1-14 (14.0)
Oak.: C.Patterson 1-5 (5.0)



WEEK 13



NEW YORK GIANTS 17 OAKLAND RAIDERS 24

Dec. 3, 2017 | Oakland-Alameda County Coliseum | 54,994

Team	1	2	3	4	Final
New York Giants	7	0	0	10	17
Oakland	7	3	0	14	24

SCORING SUMMARY

Team	Qtr	Time	Play Description	Vis.	Home
Raiders	1	12:26	M.Lynch 51 yd. run (G.Tavecchio kick) (3-60, 1:31)	0	7
Giants	1	0:06	O.Darkwa 1 yd. run (A.Rosas kick) (11-74, 5:16)	7	7
Raiders	2	3:37	G.Tavecchio 39 yd. Field Goal (12-47, 5:16)	7	10
Raiders	4	10:18	D.Washington 9 yd. run (G.Tavecchio kick) (8-79, 4:42)	7	17
Giants	4	5:16	E.Engram 10 yd. pass from G.Smith (A.Rosas kick) (9-88, 5:02)	14	17
Raiders	4	3:23	J.Holton 9 yd. pass from D.Carr (G.Tavecchio kick) (4-68, 1:53)	14	24
Giants	4	1:38	A.Rosas 52 yd. Field Goal (9-46, 1:45)	17	24

TEAM STATS

	Giants	Raiders
First Downs	15	18
Time of Possession	28:41	31:19
Net Yards Rushing	65	119
Net Yards Passing	200	282
Total Net Yards	265	401
Penalties/Yards	1-5	6-42
Fumbles/Lost	2-2	4-1

INDIVIDUAL STATS

PASSING

NYG: G.Smith 21-34-212 (1 TD, 0 INT)
Oak.: D.Carr 22-36-287 (1 TD, 0 INT)

RUSHING

NYG: O.Darkwa 14-32 (TD), G.Smith 3-13, P.Perkins 3-12, W.Gallman 3-11, S.Vereen 1-(-3)
Oak.: M.Lynch 17-101 (TD), D.Washington 6-16 (TD), J.Olawale 1-9, J.Richard 1-4, C.Patterson 2-1, D.Carr 1-(-1), M.King 1-(-11)

RECEIVING

NYG: E.Engram 7-99 (TD), T.King 4-23, S.Shepard 3-56, S.Vereen 3-13, R.Lewis 1-9, W.Gallman 1-8, R.Ellison 1-5, O.Darkwa 1-(-1)
Oak.: S.Roberts 5-46, C.Patterson 4-97, C.Walford 4-57, J.Holton 3-39 (TD), M.Lynch 2-20, J.Olawale 2-14, J.Cook 1-9, J.Richard 1-5

INTERCEPTIONS

NYG: None
Oak.: None

SACKS

NYG: C.Munson 1-5
Oak.: B.Irvin 1-2, K.Mack 1-7, D.Autry 1-3

PUNTING

NYG: B.Wing 7-339 (48.4)
Oak.: M.King 4-200 (50.0)

PUNT RETURNS

NYG: K.Raymond 2-10 (5.0)
Oak.: J.Richard 4-23 (5.8)

KICKOFF RETURNS

NYG: K.Raymond 2-32 (16.0)
Oak.: D.Washington 2-29 (14.5), J.Richard 1-17 (17.0)

2017 GAME SUMMARIES



WEEK 14



OAKLAND RAIDERS 15 KANSAS CITY CHIEFS 26

Dec. 10, 2017 | Arrowhead Stadium | 74,461

Team	1	2	3	4	Final
Oakland	0	0	0	15	15
Kansas City	3	13	10	0	26

SCORING SUMMARY

Team	Qtr.	Time	Play Description	Vis.	Home
Chiefs	1	9:22	H.Butker 53 yd. Field Goal (8-23, 4:07)	0	3
Chiefs	2	14:57	K.Hunt 1 yd. run (H.Butker kick) (14-86, 7:03)	0	10
Chiefs	2	10:48	H.Butker 29 yd. Field Goal (7-52, 2:31)	0	13
Chiefs	2	1:41	H.Butker 33 yd. Field Goal (9-61, 4:51)	0	16
Chiefs	3	11:01	H.Butker 40 yd. Field Goal (9-53, 3:59)	0	19
Chiefs	3	3:22	C.West 13 yd. run (H.Butker kick) (4-38, 1:51)	0	26
Raiders	4	8:51	M.Lynch 22 yd. run (G.Tavecchio kick) (6-67, 2:28)	7	26
Raiders	4	7:09	J.Cook 29 yd. pass from D.Carr (D.Carr-M.Crabtree pass) (4-43, 1:42)	15	26

TEAM STATS

	Raiders	Chiefs
First Downs	15	23
Time of Possession	23:20	36:40
Net Yards Rushing	70	165
Net Yards Passing	198	243
Total Net Yards	268	408
Penalties/Yards	7-39	7-69
Fumbles/Lost	1-1	0-0

INDIVIDUAL STATS

PASSING

Oak.: D.Carr 24-41-211 (1 TD, 2 INT)
KC: A.Smith 20-34-268 (0 TD, 1 INT)

RUSHING

Oak.: M.Lynch 7-61 (TD), D.Washington 4-9
KC: K.Hunt 25-116 (TD), C.West 3-25 (TD), A.Smith 5-24

RECEIVING

Oak.: M.Crabtree 7-60, J.Cook 5-75 (TD), S.Roberts 3-24, C.Patterson 3-8, J.Holton 2-18, C.Walford 2-13, D.Washington 1-10, M.Lynch 1-3
KC: T.Kelce 7-74, A.Wilson 5-72, T.Hill 4-75, K.Hunt 3-22, D.Harris 1-25

INTERCEPTIONS

Oak.: K.Joseph 1(-1)
KC: S.Terrell 1-8, T.Mitchell 1-0

SACKS

Oak.: N.Bowman 1-4, K.Mack 1-12, B.Irvin 2-9
KC: J.Houston 1-6, J.Jenkins 1-0, C.Jones 1-7

PUNTING

Oak.: M.King 7-286 (40.9)
KC: D.Colquitt 3-103 (34.3)

PUNT RETURNS

Oak.: None
KC: T.Hill 3-17 (5.7)

KICKOFF RETURNS

Oak.: None
KC: D.Thomas 1-20 (20.0)



WEEK 15



DALLAS COWBOYS 20 OAKLAND RAIDERS 17

Dec. 17, 2017 | Oakland-Alameda County Coliseum | 55,372

Team	1	2	3	4	Final
Dallas	3	7	7	3	20
Oakland	0	0	10	7	17

SCORING SUMMARY

Team	Qtr.	Time	Play Description	Vis.	Home
Cowboys	1	4:56	D.Bailey 45 yd. Field Goal (9-41, 4:08)	3	0
Cowboys	2	14:04	R.Smith 1 yd. run (D.Bailey kick) (8-65, 4:45)	10	0
Raiders	3	8:03	M.Crabtree 2 yd. pass from D.Carr (G.Tavecchio kick) (11-90, 6:57)	10	7
Raiders	3	6:14	G.Tavecchio 39 yd. Field Goal (4-1, 1:00)	10	10
Cowboys	3	0:45	D.Prescott 5 yd. run (D.Bailey kick) (11-75, 5:29)	17	10
Raiders	4	10:35	M.Crabtree 2 yd. pass from D.Carr (G.Tavecchio kick) (10-53, 5:10)	17	17
Cowboys	4	1:44	D.Bailey 19 yd. Field Goal (11-69, 4:46)	20	17

TEAM STATS

	Cowboys	Raiders
First Downs	21	19
Time of Possession	32:20	27:40
Net Yards Rushing	126	122
Net Yards Passing	204	171
Total Net Yards	330	293
Penalties/Yards	7-100	14-105
Fumbles/Lost	0-0	4-1

INDIVIDUAL STATS

PASSING

Dal.: D.Prescott 18-27-212 (0 TD, 2 INT)
Oak.: D.Carr 21-38-171 (2 TD, 0 INT)

RUSHING

Dal.: A.Morris 16-61, D.Prescott 6-32 (TD), C.Jones 1-24, R.Smith 7-13 (TD), D.Bryant 1(-4)
Oak.: M.Lynch 16-76, D.Carr 4-47, D.Washington 2-3, C.Patterson 1(-4)

RECEIVING

Dal.: J.Witten 4-47, R.Smith 3-21, T.Williams 3-19, D.Bryant 2-59, A.Morris 2-0, J.Hanna 1-31, C.Beasley 1-15, K.Smith 1-12, N.Brown 1-8
Oak.: M.Crabtree 7-39 (2 TD), S.Roberts 3-52, M.Lynch 3-16, J.Richard 2-21, J.Cook 2-17, D.Washington 2-16, C.Patterson 1-7, L.Smith 1-3

INTERCEPTIONS

Dal.: None
Oak.: S.Smith 2-8

SACKS

Dal.: None
Oak.: K.Mack 2-8

PUNTING

Dal.: C.Jones 2-86 (43.0)
Oak.: M.King 4-182 (45.5)

PUNT RETURNS

Dal.: R.Switzer 2-15 (7.5)
Oak.: None

KICKOFF RETURNS

Dal.: R.Switzer 1-22 (22.0)
Oak.: C.Patterson 4-103 (25.8)

2017 GAME SUMMARIES



WEEK 16



OAKLAND RAIDERS 10 PHILADELPHIA EAGLES 19

Dec. 25, 2017 | Lincoln Financial Field | 69,596

Team	1	2	3	4	Final
Oakland	0	7	3	0	10
Philadelphia	7	0	3	9	19

SCORING SUMMARY

Team	Qtr.	Time	Play Description	Vis. Home
Eagles	1	2:51	J.Ajayi 17 yd. pass from N.Foles (J.Elliott kick)	
			(11-58, 6:16)	0 7
Raiders	2	12:36	A.Cooper 63 yd. pass from D.Carr (G.Tavecchio kick)	
			(3-74, 1:24)	7 7
Raiders	3	10:50	G.Tavecchio 25 yd. Field Goal (8-69, 4:10)	
				10 7
Eagles	3	2:13	J.Elliott 35 yd. Field Goal (5-13, 1:33)	
				10 10
Eagles	4	0:22	J.Elliott 48 yd. Field Goal (6-21, 0:32)	
				10 13
Eagles	4	0:00	D.Barnett 23 yd. fumble return (run failed)	
				10 19

TEAM STATS

	Raiders	Eagles
First Downs	13	12
Time of Possession	34:21	25:39
Net Yards Rushing	137	78
Net Yards Passing	137	138
Total Net Yards	274	216
Penalties/Yards	7-50	8-60
Fumbles/Lost	4-3	3-1

INDIVIDUAL STATS

PASSING

Oak.: D.Carr 15-29-140 (1 TD, 2 INT)

Phi.: N.Foles 19-38-163 (1 TD, 1 INT)

RUSHING

Oak.: M.Lynch 25-95, J.Richard 4-42, D.Carr 3-3, D.Washington 1-(-3)

Phi.: J.Ajayi 14-52, C.Clement 2-14, L.Blount 5-12

RECEIVING

Oak.: A.Cooper 3-66 (TD), S.Roberts 3-23, L.Smith 2-16, J.Richard 2-14,

M.Lynch 2-(-3), J.Cook 1-15, C.Patterson 1-7, D.Washington 1-2

Phi.: Z.Ertz 9-81, N.Agholor 4-35, J.Ajayi 2-21 (TD), B.Celek 1-12, C.Clement 1-6, T.Smith 1-5, L.Blount 1-3

INTERCEPTIONS

Oak.: R.Nelson 1-3

Phi.: P.Robinson 1-19, R.Darby 1-0

SACKS

Oak.: D.Autry 1-16, J.Ward 1-9

Phi.: C.Long 1-3

PUNTING

Oak.: M. King 5-207 (41.4)

Phi.: D.Jones 8-334 (41.8)

PUNT RETURNS

Oak.: J.Richard 2-20 (10.0)

Phi.: K.Barner 3-18 (6.0)

KICKOFF RETURNS

Oak.: D.Washington 2-41 (20.5), J.Richard 2-28 (14.0)

Phi.: None



WEEK 17



OAKLAND RAIDERS 10 LOS ANGELES CHARGERS 30

Dec. 31, 2017 | StubHub Center | 25,430

Team	1	2	3	4	Final
Oakland	0	10	0	0	10
L.A. Chargers	0	20	10	0	30

SCORING SUMMARY

Team	Qtr.	Time	Play Description	Vis. Home
Chargers	2	13:09	K.Allen 27 yd. fumble recovery (N.Rose kick)	
			(9-99, 4:27)	0 7
Raiders	2	11:38	A.Cooper 87 yd. pass from D.Carr (G.Tavecchio kick)	
			(4-75, 1:31)	7 7
Raiders	2	7:27	G.Tavecchio 40 yd. Field Goal (4-8, 1:06)	
				10 7
Chargers	2	5:12	Ty.Williams 56 yd. pass from P.Rivers (N.Rose kick)	
			(4-75, 2:15)	10 14
Chargers	2	0:24	K.Allen 6 yd. pass from P.Rivers (kick blocked)	
			(8-77, 1:24)	10 20
Chargers	3	10:39	N.Rose 25 yd. Field Goal (10-68, 4:21)	
				10 23
Chargers	3	0:53	T.Benjamin 62 yd. pass from P.Rivers (N.Rose kick)	
			(9-82, 4:50)	10 30

TEAM STATS

	Raiders	Chargers
First Downs	14	26
Time of Possession	26:40	33:20
Net Yards Rushing	105	115
Net Yards Passing	231	380
Total Net Yards	336	495
Penalties/Yards	6-85	7-65
Fumbles/Lost	2-1	2-0

INDIVIDUAL STATS

PASSING

Oak.: D.Carr 19-28-243 (1 TD, 1 INT)

LAC: P.Rivers 28-37-387 (3 TD, 0 INT)

RUSHING

Oak.: M.Lynch 19-101, D.Washington 2-3, D.Carr 2-1

LAC: M.Gordon 17-93, B.Oliver 7-13, P.Rivers 1-5, T.Benjamin 2-4, D.Watt

1-2, K.Clemens 2-(-2)

RECEIVING

Oak.: S.Roberts 5-48, A.Cooper 3-115 (TD), J.Cook 3-35, M.Lynch 2-18,

M.Crabtree 2-17, D.Washington 2-0, J.Richard 1-6, C.Patterson 1-4

LAC: K.Allen 9-133 (TD), M.Gordon 6-31, T.Benjamin 4-96 (TD), A.Gates

4-46, Ty.Williams 3-67 (TD), M.Williams 1-8, B.Oliver 1-6

INTERCEPTIONS

Oak.: None

LAC: T.Boston 1-25

SACKS

Oak.: B.Irvin 0.5-3.5, N.Bowman 0.5-3.5

LAC: J.Bosa 1-6, D.Philon 0.5-3, M.Ingram 0.5-3

PUNTING

Oak.: M. King 3-136 (45.3)

LAC: D.Kaser 2-63 (31.5)

PUNT RETURNS

Oak.: J.Holton 1-0

LAC: None

KICKOFF RETURNS

Oak.: C.Patterson 1-29 (29.0)

LAC: None



**RECORDS
& HISTORY**

RUSHING

200 Yards Rushing, Individual

- By Raiders Napoleon Kaufman, Oct. 19, 1997, vs. Den. (227 yards)
- By Opponent Adrian Peterson, Nov. 15, 2015, vs. Min. (203 yards)

100 Yards Rushing, Individual

- By Raiders Marshawn Lynch, Dec. 31, 2017, at LAC (101 yards)
- By Opponent Kareem Hunt, Dec. 10, 2017, at KC (116 yards)

100 Yards Rushing, Individual, One half

- By Raiders Latavius Murray, Nov. 20, 2014, vs. KC (112 yards, first half)
- By Opponent LeSean McCoy, Oct. 29, 2017, at Buf. (120 yards, second half)

100 Yards Rushing and Receiving, Individual

- By Raiders Marcus Allen, Sept. 7, 1986, at Den. (102 yards rushing, 102 receiving)
- By Opponent Priest Holmes, Dec. 9, 2001, vs. KC (168 yards rushing, 109 receiving)

Two 100-yard Rushers

- By Raiders Napoleon Kaufman (122 yards) and Tyrone Wheatley (111 yards), Dec. 19, 1999, vs. TB
- By Opponent Willis McGahee (163 yards) and Tim Tebow (118 yards), Nov. 6, 2011, vs. Den.

Four Touchdowns Rushing, Individual

- By Raiders Never
- By Opponent Doug Martin, Nov. 4, 2012, vs. TB

Three Touchdowns Rushing, Individual

- By Raiders Latavius Murray, Nov. 6, 2016, vs. Den.
- By Opponent C.J. Anderson, Dec. 28, 2014, at Den.

Two Touchdowns Rushing, Individual

- By Raiders Marshawn Lynch, Nov. 5, 2017, at Mia.
- By Opponent Mike Gillislee, Dec. 4, 2016, vs. Buf.



RB Marshawn Lynch

300 Rushing Yards, Team

- By Raiders Oct. 24, 2010, at Den. (328 yards)
- By Opponent Oct. 25, 2009, vs. NYJ (316 yards)

200 Rushing Yards, Team

- By Raiders Nov. 6, 2016, vs. Den. (218 yards)
- By Opponent Dec. 4, 2016, vs. Buf. (210 yards)

50 Rushing Attempts, Team

- By Raiders Dec. 5, 2010, at SD (52 att.)
- By Opponent Oct. 25, 2009, vs. NYJ (54 att.)

40 Rushing Attempts, Team

- By Raiders Nov. 6, 2016, vs. Den. (43 att.)
- By Opponent Jan. 1, 2017, at Den. (40 att.)

30 Rushing Attempts, Individual

- By Raiders Darren McFadden, Dec. 16, 2012, vs. KC (30 att.)
- By Opponent Andre Brown, Nov. 10, 2013, vs. NYG (30 att.)

70-yard Rush

- By Raiders Jalen Richard, Sept. 11, 2016, at NO (75 yards, TD)
- By Opponent Adrian Peterson, Nov. 15, 2015, vs. (80 yards, TD)

60-Yard Rush

- By Raiders Jalen Richard, Sept. 11, 2016, at NO (75 yards, TD)
- By Opponent Justin Forsett, Jan. 1, 2017, at Den. (64 yards)

50-yard Rush

- By Raiders Marshawn Lynch, Dec. 3, 2017, vs. NYG (51 yards, TD)
- By Opponent Justin Forsett, Jan. 1, 2017, at Den. (64 yards)

PASSING

500 Yards Passing, Individual

- By Raiders Derek Carr, Oct. 30, 2016, at TB (513 yards)
- By Opponent Elvis Grbac, Dec. 5, 2000, vs. KC (504 yards)

400 Yards Passing, Individual

- By Raiders Derek Carr, Oct. 19, 2017, vs. KC (417 yards)
- By Opponent Drew Brees, Sept. 11, 2016, at NO (423 yards)



QB Derek Carr

300 Yards Passing, Individual

- By Raiders Derek Carr, Nov. 5, 2017, at Mia. (300)
- By Opponent Philip Rivers, Dec. 31, 2017, at LAC (387)

Seven Touchdown Passes, Individual

- By Raiders Never
- By Opponent Nick Foles, Nov. 3, 2013, vs. Phi.

Six Touchdown Passes, Individual

- By Raiders Daryle Lamonica, Oct. 19, 1969, vs. Buf.
- By Opponent Dan Fouts, Nov. 22, 1981, vs. SD

Five Touchdown Passes, Individual

- By Raiders Kerry Collins, Dec. 19, 2004, vs. Ten.
- By Opponent Peyton Manning, Nov. 9, 2014, vs. Den.

Four Touchdown Passes, Individual

- By Raiders Derek Carr, Oct. 30, 2016, at TB
- By Opponent Philip Rivers, Oct. 9, 2016, vs. SD

Three Touchdown Passes, Individual

- By Raiders Derek Carr, Oct. 19, 2017, vs. KC
- By Opponent Philip Rivers, Dec. 31, 2017, at LAC

Seven Interceptions Thrown, Individual

- By Raiders Ken Stabler, Oct. 16, 1977, vs. Den.
- By Opponent Never

Six Interceptions Thrown, Individual

- By Raiders Donald Hollas, Dec. 6, 1999, vs. Mia.
- By Opponent Never

Five Interceptions Thrown, Individual

By Raiders Jim Plunkett, Oct. 5, 1980, vs. KC
By Opponent Steve Pelluer, Nov. 9, 1986, at Dal.

Four Interceptions Thrown, Individual

By Raiders Matt McGloin, Dec. 15, 2013, vs. KC
By Opponent Jake Delhomme, Nov. 9, 2008, vs. Car.

100-Point Passer Rating

By Raiders Derek Carr, Nov. 26, 2017, vs. Den. (136.3)
By Opponent Philip Rivers, Dec. 31, 2017, at LAC (135.8)

50 Pass Attempts, Individual

By Raiders Derek Carr, Oct. 19, 2017, vs. KC (52 att.)
By Opponent Joe Flacco, Oct. 2, 2016, at Bal. (52 att.)

40 Pass Attempts, Individual

By Raiders Derek Carr, Nov. 19, 2017, vs. NE (49 att.)
By Opponent Jay Cutler, Nov. 5, 2017, at Mia. (42 att.)

30 Completions, Individual

By Raiders Derek Carr, Oct. 29, 2017, at Buf. (31 comp.)
By Opponent Tom Brady, Nov. 19, 2017, vs. NE (30 comp.)

RECEIVING

10-or-more Receptions, Individual

By Raiders Amari Cooper, Oct. 19, 2017, vs. KC (11 receptions)
By Opponent Demaryius Thomas, Dec. 13, 2015, at Den. (10 receptions)

200 Yards Receiving, Individual

By Raiders Amari Cooper, Oct. 19, 2017, vs. KC (210 yards)
By Opponent Antonio Brown, Nov. 8, 2015, at Pit. (284 yards)

100 Yards Receiving, Individual

By Raiders Amari Cooper, Dec. 31, 2017, at LAC (115 yards)
By Opponent Keenan Allen, Dec. 31, 2017, at LAC (133 yards)



WR Amari Cooper

100 Yards Receiving, One Half, Individual

By Raiders Amari Cooper, Dec. 31, 2017, at LAC (104 yards, first half)
By Opponent Mike Wallace, Oct. 8, 2017, vs. Bal. (106 yards, first half)

Two 100-yard Receivers

By Raiders Amari Cooper (210 yards) and Jared Cook (107 yards) Oct. 19, 2017, vs. KC
By Opponent Travis Benjamin (117 yards) and Tyrell Williams (117 yards), Oct. 9, 2016, vs. SD

Five Touchdown Receptions, Individual

By Raiders Never
By Opponent Kellen Winslow, Nov. 22, 1981, vs. SD

Four Touchdown Receptions, Individual

By Raiders Art Powell, Dec. 22, 1963, vs. HouO.
By Opponent Jamaal Charles, Dec. 15, 2013, vs. KC

Three Touchdown Receptions, Individual

By Raiders Michael Crabtree, Sept. 17, 2017, vs. NYJ
By Opponent Riley Cooper, Nov. 3, 2013, vs. Phi.

Two Touchdown Receptions, Individual

By Raiders Michael Crabtree, Dec. 17, 2017, vs. Dal.
By Opponent Jermain Kearse, Sept. 17, 2017, vs. NYJ

Two 100-yard Rushers and Two 100-yard Receivers

By Raiders/Opp. Never

70-Yard Reception

By Raiders Amari Cooper, Dec. 31, 2017, at LAC (87 yards, TD)
By Opponent Chris Thompson, Sept. 24, 2017, at Was. (74 yards)

60-Yard Reception

By Raiders Amari Cooper, Dec. 31, 2017, at LAC (87 yards, TD)
By Opponent Travis Benjamin, Dec. 31, 2017, at LAC (62 yards, TD)

50-Yard Reception

By Raiders Amari Cooper, Dec. 31, 2017, at LAC (87 yards, TD)
By Opponent Tyrell Williams, Dec. 31, 2017, at LAC (56 yards, TD)

INTERCEPTIONS

Four Interceptions, Individual

By Raiders/Opp. Never

Three Interceptions, Individual

By Raiders Rod Woodson, Sept. 29, 2002, vs. Ten.
By Opponent Dwayne Harper, Nov. 27, 1995, at SD

Two Interceptions, Individual

By Raiders Sean Smith, Dec. 17, 2017, vs. Dal.
By Opponent Terence Newman, Nov. 15, 2015, vs. Min.

Interception Returned for Touchdown

By Raiders Khalil Mack, Nov. 27, 2016, vs. Car. (6 yards)
By Opponent Damarious Randall, Dec. 20, 2015, vs. GB (43 yards)

TOUCHDOWNS

Five Touchdowns, Individual

By Raiders Never
By Opponent Jamaal Charles, Dec. 15, 2013, vs. KC (49-, 39-, 16-, 71-yard receptions; 1-yard run)

Four Touchdowns, Individual

By Raiders Darren McFadden, Oct. 24, 2010, at (4-, 4-, 57-yard runs; 19-yard reception)
By Opponent Doug Martin, Nov. 4, 2012, vs. TB (45-, 67-, 70-, 1-yard runs)

Three Touchdowns, Individual

By Raiders Michael Crabtree, Sept. 17, 2017, vs. NYJ (2-, 26-, 1-yard receptions)
By Opponent C.J. Anderson, Dec. 28, 2014, at Den. (11-, 1-, 25-yard runs)

FIELD GOALS/PATS

Six Field Goals Made, Individual

By Raiders Sebastian Janikowski, Nov. 27, 2011, vs. Chi. (40, 47, 42, 19, 37, 44 yards)
By Opponent Greg Davis, Oct. 5, 1997, vs. SD (30, 22, 38, 43, 33, 33 yards)

Five Field Goals Made, Individual

By Raiders	Sebastian Janikowski, Dec. 16, 2012, vs. KC (20, 50, 57, 30, 41 yards)
By Opponent	Nate Kaeding, Sept. 10, 2012, vs. SD (23, 28, 19, 41, 45 yards)

Four Field Goals Made, Individual

By Raiders	Giorgio Tavecchio, Sept. 10, 2017, at Ten. (20, 52, 52, 43 yards)
By Opponent	Harrison Butker, Dec. 10, 2017, at KC (53, 29, 33, 40 yards)

60-yard Field Goal

By Raiders	Sebastian Janikowski, Sept. 12, 2011, at Den. (63 yards)
By Opponent	Stephen Gostkowski, Nov. 19, 2017, vs. NE (62 yards)

Blocked Field-goal Attempt

By Raiders	Justin Ellis, Dec. 31, 2017, at LAC (50-yard Nick Rose attempt)
By Opponent	Eric Murray, Oct. 19, 2017, vs. KC (53-yard Giorgio Tavecchio attempt)

Two-point Conversion

By Raiders	Michael Cratree, Dec. 10, 2017, at KC (pass from Derek Carr)
By Opponent	Kenyan Drake, Nov. 5, 2017, at Mia. (pass from Jay Cutler)

PAT Missed

By Raiders	Giorgio Tavecchio, Oct. 15, 2017, vs. LAC (wide left)
By Opponent	Josh Lambo, Dec. 18, 2016, at SD (wide right)

Blocked PAT

By Raiders	Denico Autry, Dec. 31, 2017, at LAC (Nick Rose; third attempt)
By Opponent	Hassan Ridgeway, Dec. 24, 2016, vs. Ind. (Sebastian Janikowski; third attempt)

PUNTING

80-yard Punt

By Raiders	Shane Lechler, Nov. 27, 2011, vs. Chi. (80 yards)
By Opponent	Never

70-yard Punt

By Raiders	Marquette King, Sept. 25, 2016, at Ten. (72 yards)
By Opponent	Dustin Colquitt, Dec. 16, 2012, vs. KC (71 yards)

60-yard Punt

By Raiders	Marquette King, Dec. 3, 2017, vs. NYG (62 yards)
By Opponent	Brad Wing, Dec. 3, 2017, vs. NYG (69 yards)

Blocked Punt

By Raiders	Denico Autry, Nov. 2, 2014, at Sea. (Jon Ryan, punter)
By Opponent	D.J. Alexander, Jan. 3, 2016, at KC (Marquette King, punter)

10 Punts, Individual

By Raiders	Marquette King, Dec. 13, 2015, at Den. (10 punts, 460 yards)
By Opponent	Darren Bennett, Dec. 28, 2003, at SD (10 punts, 392 yards)

No Punts

By Raiders	Dec. 5, 1999, vs. Sea.
By Opponent	Sept. 30, 2012, at Den.

OTHER SPECIAL TEAMS

Kickoff Returned for Touchdown

By Raiders	Jacoby Ford, Oct. 16, 2011, vs. Cle. (101 yards)
By Opponent	Cordarrelle Patterson, Nov. 15, 2015, vs. Min. (93 yards)

Punt Returned for Touchdown

By Raiders	Johnnie Lee Higgins, Dec. 21, 2008, vs. Hou. (80 yards)
By Opponent	Tyreek Hill, Dec. 8, 2016, at KC (78 yards)

Blocked Field Goal Returned for Touchdown

By Raiders	Never
By Opponent	Ray Mickens, Sept. 21, 1997, at NYJ (72 yards; Cole Ford, kicker)

Blocked Punt Returned for Touchdown

By Raiders	Brice Butler, Nov. 2, 2014, at Sea. (0 yards; Jon Ryan, punter)
By Opponent	Antonio Allen, Dec. 8, 2013, at NYJ (0 yards; Marquette King, punter)

50-Yard Kickoff Return

By Raiders	Jalen Richard, Oct. 16, 2016, vs. KC (50 yards)
By Opponent	Devin Hester, Oct. 2, 2016, at Bal. (60 yards)

20-Yard Punt Return

By Raiders	Jalen Richard, Oct. 30, 2016, at TB (20 yards)
By Opponent	Isaiah McKenzie, Dec. 1, 2017, at Den. (29 yards)

Onside Kick Attempt

By Raiders	Giorgio Tavecchio, Dec. 10, 2017, at KC (Successful)
By Opponent	Aldrick Rosas, Dec. 3, 2017, vs. NYG (Unsuccessful)

Successful Onside Kick

By Raiders	Giorgio Tavecchio, Dec. 10, 2017, at KC (recovered by Erik Harris)
By Opponent	Cody Parkey, Nov. 5, 2017, at Mia. (recovered by Cody Parkey)

Game-Winning Field Goal

By Raiders	Sebastian Janikowski, Dec. 18, 2016, at SD (44 yards)
By Opponent	Chris Boswell, Nov. 8, 2015, at Pit. (18 yards)

OTHER DEFENSE

Shutout Posted

By Raiders	Dec. 16, 2012, vs. KC (15-0)
By Opponent	Nov. 30, 2014, at StL. (52-0)

Fumble Returned for Touchdown

By Raiders	Keith McGill, Dec. 28, 2014, at Den. (18 yards)
By Opponent	Derek Barnett, Dec. 25, 2017, at Phi. (23 yards)

Safety Scored

By Raiders	Denico Autry, Dec. 24, 2015, vs. SD (Philip Rivers sacked)
By Opponent	D.J. Alexander, Jan. 3, 2016, at KC (Marquette King blocked punt)

Six Sacks, Individual

By Raiders	Never
By Opponent	Derrick Thomas, Sept. 6, 1988, at KC

Five Sacks, Individual

By Raiders	Khalil Mack, Dec. 13, 2015, at Den.
By Opponent	Gary Jeter, Sept. 18, 1988, vs. LARm.

Four Sacks, Individual

By Raiders	Khalil Mack, Dec. 13, 2015, at Den.
By Opponent	Brian Orakpo, Dec. 13, 2009, vs. Was.

Three Sacks, Individual

By Raiders Khalil Mack, Dec. 13, 2015, at Den.
By Opponent Robert Quinn, Nov. 30, 2014, at StL.

200-or-Fewer Total Yards Allowed

By Raiders Dec. 16, 2012, vs. KC (119 yards)
By Opponent Sept. 24, 2017, at Was. (128 yards)

50-or-Fewer Rushing Yards Allowed

By Raiders Nov. 6, 2016, vs. Den. (33 yards)
By Opponent Sept. 24, 2017, at Was. (24 yards)

Game Without Allowing Offensive Touchdown

By Raiders Dec. 13, 2015, at Den.
By Opponent Nov. 30, 2014, at StL.

MISCELLANEOUS

No Penalties

By Raiders Dec. 4, 2005, at SD
By Opponent Dec. 8, 1974, at KC

No Turnovers

By Raiders Oct. 19, 2017, vs. KC
By Opponent Dec. 31, 2017, at LAC

No Sacks Allowed

By Raiders Dec. 4, 2016, vs. Buf.
By Opponent Jan. 1, 2017, at Den.

Game without Touchdown

By Raiders Nov. 16, 2014, at SD
By Opponent Dec. 13, 2015, at Den.

50 Points, Game

By Raiders Oct. 24, 2010, at Den. (59)
By Opponent Nov. 30, 2014, at StL. (52)

40 Points, Game

By Raiders Sept. 17, 2017, vs. NYJ (45)
By Opponent Dec. 28, 2014, at Den. (47)

500 Yards Total Offense

By Raiders Oct. 19, 2017, vs. KC (505)
By Opponent Sept. 18, 2016, vs. Atl. (528)

Tie Game

By Raiders Oakland 23, at Denver 23, Oct. 22, 1973

Won in Final 2:00 of Regulation or OT

By Raiders Oct. 19, 2017, vs. KC
By Opponent Oct. 15, 2017, vs. LAC

Won by Three Points or Less

By Raiders Nov. 5, 2017, at Mia. (27-24)
By Opponent Dec. 17, 2017, vs. Dal. (20-17)



Won by 20 Points or More

By Raiders Sept. 17, 2017, vs. NYJ (45-20)
By Opponent Dec. 31, 2017, at LAC (30-10)

Won After Trailing by 10-or-more Points

By Raiders Dec. 4, 2016, vs. Buf. (trailed by 15)
By Opponent Nov. 28, 2013, at Dal. (trailed by 14)

Won After Trailing in the Fourth Quarter

By Raiders Oct. 19, 2017, vs. KC (trailed by six)
By Opponent Oct. 15, 2017, vs. LAC (trailed by two)

Won After Trailing at Halftime

By Raiders Oct. 19, 2017, vs. KC (trailed by six)
By Opponent Dec. 6, 2015, vs. KC (trailed by seven)

INDIVIDUAL RECORDS

Regular season games only

SERVICE

Most seasons, head coach

- 10 John Madden, 1969-78
- 9 Tom Flores, 1979-87
- 7 Art Shell, 1989-94, 2006
- 4 Jon Gruden, 1998-2001
- 3 Al Davis, 1963-65
- John Rauch, 1966-68
- Jack Del Rio, 2015-17

Most seasons, active player

- 18 Sebastian Janikowski, 2000-17
- 16 Tim Brown, 1988-03
- 15 Jim Otto, 1960-74
- Gene Upshaw, 1967-81
- Art Shell, 1968-82
- 14 Fred Biletnikoff, 1965-78
- Cliff Branch, 1972-85
- Dave Dalby, 1972-85
- Ray Guy, 1973-86

Most games played

- 268 Sebastian Janikowski, 2000-17
- 240 Tim Brown, 1988-03
- 217 Gene Upshaw, 1967-81
- 210 Jim Otto, 1960-74
- 207 Art Shell, 1968-82
- 207 Ray Guy, 1973-86
- 206 Steve Wisniewski, 1989-01
- Shane Lechler, 2000-12

Most consecutive games played

- 210 Jim Otto, 1960-74
- 207 Gene Upshaw, 1967-81
- 207 Ray Guy, 1973-86
- 205 Dave Dalby, 1972-85

Most consecutive starts

- 210 Jim Otto, 1960-74
- 207 Gene Upshaw, 1967-81

SCORING

Most seasons leading league

- 1 George Blanda, 1967
- Errol Mann, 1977
- Marcus Allen, 1982
- Jeff Jaeger, 1993

Most seasons leading team

- 17 Sebastian Janikowski, 2000-17
- 7 George Blanda, 1967-73
- Chris Bahr, 1980-81, 1983, 1985-88
- Jeff Jaeger, 1989-95
- 2 Six tied

Most consecutive seasons leading team

- 17 Sebastian Janikowski, 2000-17
- 7 George Blanda, 1967-73
- Jeff Jaeger, 1989-95

Most points, career

- 1,799 Sebastian Janikowski, 2000-17 (18 seasons, 557
- 863 George Blanda, 1967-75 (9 seasons, 395 PAT, 156 FG)
- 817 Chris Bahr, 1980-88 (9 seasons, 331 PAT, 162 FG)
- 667 Jeff Jaeger, 1989-95 (7 seasons, 211 PAT, 152 FG)
- 626 Tim Brown, 1988-2003 (16 seasons, 104 TD, 1

Most points, season

- 142 Sebastian Janikowski, 2010 (43 PAT, 33 FG)
- 132 Jeff Jaeger, 1993 (27 PAT, 35 FG)
- 129 Sebastian Janikowski, 2011 (36 PAT, 31 FG)
- 128 Sebastian Janikowski, 2002 (50 PAT, 26 FG)
- 124 Sebastian Janikowski, 2016 (37 PAT, 29 FG)

Most points, no touchdowns, season

- 142 Sebastian Janikowski, 2010 (43 PAT, 33 FG)
- 132 Jeff Jaeger, 1993 (27 PAT, 35 FG)
- 129 Sebastian Janikowski, 2011 (36 PAT, 31 FG)
- 128 Sebastian Janikowski, 2002 (50 PAT, 26 FG)
- 124 Sebastian Janikowski, 2016 (37 PAT, 29 FG)

Most seasons, 100-or-more points

- 10 Sebastian Janikowski, 2000-02, 2004, 2010-13,
- 4 George Blanda, 1967-69, 1973
- 3 Chris Bahr, 1983-85
- Jeff Jaeger, 1989, 1991, 1993
- 1 Marcus Allen, 1984
- Cole Ford, 1996

Most consecutive seasons, 100-or-more points

- 4 Sebastian Janikowski, 2010-13
- 3 George Blanda, 1967-69
- Chris Bahr, 1983-85
- Sebastian Janikowski, 2000-02

Most points, rookie, season

- 112 Sebastian Janikowski, 2000
- 84 Marcus Allen, 1982
- 63 George Fleming, 1961
- 50 J.D. Smith, 1960
- 42 Charlie Smith, 1968
- Raymond Chester, 1970
- Arthur Whittington, 1978
- Tim Brown, 1988
- Jacoby Ford, 2010
- 36 Amari Cooper, 2015

Most points, game

- 24 Art Powell, vs. Hou.O.; Dec. 22, 1963
- Marcus Allen, vs. SD; Sept. 24, 1984
- Harvey Williams, at SD; Nov. 16, 1997
- Darren McFadden, at Den.; Oct. 24, 2010

Most consecutive games, scoring

- 96 Chris Bahr, Dec. 21, 1981-Oct. 16, 1988
- 93 Sebastian Janikowski, Sept. 3, 2000-Dec. 31, 2005
- 83 Sebastian Janikowski, Nov. 1, 2009-Nov. 20, 2014
- 69 George Blanda, Sept. 26 1971-Dec. 21, 1975
- 60 George Blanda, Sept. 10, 1967-Dec. 20, 1970

OVERALL TOUCHDOWNS

Most seasons leading league

- 2 Warren Wells, 1968-69
- Marcus Allen, 1982, 1984
- 1 Art Powell, 1963

Most consecutive seasons leading league

- 2 Warren Wells, 1968-69

Most seasons leading team

- 9 Tim Brown, 1991-96, 1998, 2000-01
- 5 Marcus Allen, 1982-85, 1990
- 4 Art Powell, 1963-66
- 3 Warren Wells, 1968-70
- Mark van Eeghen, 1977-79

Most consecutive seasons leading team

- 6 Tim Brown, 1991-96
- 4 Art Powell, 1963-66
- Marcus Allen, 1982-85
- 3 Warren Wells, 1968-70
- Mark van Eeghen, 1977-79

Most touchdowns, career

- 104 Tim Brown, 1988-2003
- 98 Marcus Allen, 1982-92
- 77 Fred Biletnikoff, 1965-78
- 67 Cliff Branch, 1972-85
- 54 Clem Daniels, 1961-67

Most touchdowns, season

- 18 Marcus Allen, 1984
- 16 Art Powell, 1963
- Pete Banaszak, 1975
- 14 Warren Wells, 1969
- Marcus Allen, 1982
- Marcus Allen, 1985

Most touchdowns, rookie, season

- 14 Marcus Allen, 1982
- 8 J.D. Smith, 1960
- 7 Charlie Smith, 1968
- Raymond Chester, 1970
- Arthur Whittington, 1978
- Tim Brown, 1988
- Jacoby Ford, 2010

INDIVIDUAL RECORDS

Most touchdowns, game

- 4 Art Powell, vs. HouO.; Dec. 22, 1963
- Marcus Allen, vs. SD; Sept. 24, 1984
- Harvey Williams, at SD; Nov. 16, 1997
- Darren McFadden, at Den.; Oct. 24, 2010

Most consecutive games, scoring touchdown

- 6 Warren Wells, Dec. 17, 1968-Oct. 13, 1969
- Charlie Smith, Nov. 12-Dec. 17, 1972
- Marcus Allen, Nov. 10-Dec. 15, 1985
- Mervyn Fernandez, Dec. 18, 1988-Oct. 9, 1989
- Tim Brown, Nov. 5-Dec. 9, 2001
- LaMont Jordan, Sept. 18-Oct. 30, 2005

POINTS AFTER TOUCHDOWN

Most seasons leading league

- 5 George Blanda, 1967-69, 1972-74
- 1 Mike Mercer, 1963
- Errol Mann, 1977
- Chris Bahr, 1982

Most seasons leading team

- 17 Sebastian Janikowski, 2000-16
- 9 George Blanda, 1967-75
- Chris Bahr, 1980-88
- 7 Jeff Jaeger, 1989-95
- 3 Mike Mercer, 1963-65
- Errol Mann, 1976-78

Most consecutive seasons leading team

- 17 Sebastian Janikowski, 2000-16
- 9 George Blanda, 1967-75
- Chris Bahr, 1980-88
- 7 Jeff Jaeger, 1989-95
- 3 Mike Mercer, 1963-65
- Errol Mann, 1976-78

Most kicking PAT attempted, career

- 563 Sebastian Janikowski, 2000-16
- 403 George Blanda, 1967-75
- 350 Chris Bahr, 1980-88
- 216 Jeff Jaeger, 1989-95
- 119 Mike Mercer, 1963-66

Most kicking PAT attempted, season

- 57 George Blanda, 1967
- 54 George Blanda, 1968
- 53 Chris Bahr, 1983
- 50 Sebastian Janikowski, 2002
- 48 George Blanda, 1975

Most kicking PAT attempted, game

- 8 Sebastian Janikowski, at Den.; Oct. 24, 2010
- 7 10 tied

Most 1-point PATs, career

- 557 Sebastian Janikowski, 2000-16
- 395 George Blanda, 1967-75
- 331 Chris Bahr, 1980-88
- 211 Jeff Jaeger, 1989-95
- 118 Mike Mercer, 1963-66

Most 1-point PATs, season

- 56 George Blanda, 1967
- 54 George Blanda, 1968
- 51 Chris Bahr, 1983
- 50 Sebastian Janikowski, 2002
- 47 Mike Mercer, 1963

Most 1-point PATs, game

- 8 Sebastian Janikowski, at Den.; Oct. 24, 2010
- 7 Mike Mercer, vs. NYJ; Oct. 20, 1963
- Mike Mercer, vs. HouO.; Dec. 22, 1963
- George Blanda, vs. SD; Oct. 29, 1967
- Errol Mann, vs. TB; Nov. 28, 1976
- Sebastian Janikowski, vs. Car.; Dec. 24, 2000
- Sebastian Janikowski, vs. Ten.; Sept. 29, 2002

Most consecutive kicking PATs

- 225 Sebastian Janikowski, Dec. 21, 2008-Dec. 6, 2015
- 190 George Blanda, Sept. 10, 1967-Dec. 13, 1969
- 147 Sebastian Janikowski, Sept. 3, 2000-Sept. 28, 2003
- 118 Mike Mercer, Sept. 7, 1963-Sept. 2, 1966
- 101 Sebastian Janikowski, Dec. 5, 2004-Dec. 14, 2008

Highest kicking PAT percentage, career (100 att.)

- .992 Mike Mercer, 1963-66 (118-119)
- .989 Sebastian Janikowski, 2000-16 (557-563)
- .980 George Blanda, 1967-75 (395-403)
- .977 Jeff Jaeger, 1989-95 (211-216)
- .946 Chris Bahr, 1980-88 (331-350)

Most kicking PAT, no misses, season

- 54 George Blanda, 1968
- 50 Sebastian Janikowski, 2002
- 46 Sebastian Janikowski, 2000
- 45 George Blanda, 1969
- 44 George Blanda, 1972

Most kicking PAT, no misses, game

- 8 Sebastian Janikowski, at Den.; Oct. 24, 2010
- 7 Mike Mercer, vs. NYJ; Oct. 20, 1963
- Mike Mercer, vs. HouO.; Dec. 22, 1963
- George Blanda, vs. SD; Oct. 29, 1967
- Errol Mann, vs. TB; Nov. 28, 1976
- Sebastian Janikowski, vs. Car.; Dec. 24, 2000
- Sebastian Janikowski, vs. Ten.; Sept. 29, 2002

Most 2-point conversions, career

- 3 Michael Crabtree, 2015-17
- Seth Roberts, 2015-16
- 2 Harvey Williams, 1994-98
- Rich Gannon, 1999-2004
- Jerry Porter, 2000-07
- Ronald Curry, 2002-08
- Amari Cooper, 2015-16

- 1 15 tied

Most 2-point conversions, season

- 2 Jerry Porter, 2002
- Ronald Curry, 2007
- Amari Cooper, 2016
- Seth Roberts, 2016
- Michael Crabtree, 2017

- 1 21 tied


Most 2-point conversions, game

- 1 31 tied

FIELD GOALS

Most seasons leading league

- 1 Jeff Jaeger, 1993
- Sebastian Janikowski, 2010



K Jeff Jaeger

Most seasons leading team

- 17 Sebastian Janikowski, 2000-16
- 9 George Blanda, 1967-75
- Chris Bahr, 1980-88
- 7 Jeff Jaeger, 1989-95
- 3 Mike Mercer, 1963-65
- Errol Mann, 1976-78

Most consecutive seasons leading team

- 17 Sebastian Janikowski, 2000-16
- 9 George Blanda, 1967-75
- Chris Bahr, 1980-88
- 7 Jeff Jaeger, 1989-95
- 3 Mike Mercer, 1963-65
- Errol Mann, 1976-78

INDIVIDUAL RECORDS

Most field goals attempted, career

515	Sebastian Janikowski, 2000-17
249	George Blanda, 1967-75
	Chris Bahr, 1980-88
204	Jeff Jaeger, 1989-95
62	Mike Mercer, 1963-66
	Cole Ford, 1995-97

Most field goals attempted, season

44	Jeff Jaeger, 1993
41	Sebastian Janikowski, 2010
37	George Blanda, 1969
	Chris Bahr, 1980
35	Sebastian Janikowski, 2011
	Sebastian Janikowski, 2016

Most field goals attempted, game

6	Chris Bahr, at SD; Sept. 14, 1980
	Jeff Jaeger, vs. PhnC.; Dec. 10, 1989
	Sebastian Janikowski, at SD; Oct. 29, 2000
	Sebastian Janikowski, at Chi.; Oct. 5, 2003
	Sebastian Janikowski, at Ari.; Sept. 26, 2010
	Sebastian Janikowski, vs. Chi.; Nov. 27, 2011
	Sebastian Janikowski, vs. KC; Dec. 16, 2012
	Sebastian Janikowski, vs. Ten.; Nov. 24, 2013

Most field goals, career

414	Sebastian Janikowski, 2000-17
162	Chris Bahr, 1980-88
156	George Blanda, 1967-75
152	Jeff Jaeger, 1989-95
45	Cole Ford, 1995-97

Most field goals, season

35	Jeff Jaeger, 1993
33	Sebastian Janikowski, 2010
31	Sebastian Janikowski, 2011
	Sebastian Janikowski, 2012
29	Jeff Jaeger, 1991
	Sebastian Janikowski, 2016

Most field goals, rookie, season

22	Sebastian Janikowski, 2000
11	George Fleming, 1961
8	Cole Ford, 1995
4	Fred Steinfert, 1976

Most field goals, game

6	Sebastian Janikowski, vs. Chi.; Nov. 27, 2011
5	Jeff Jaeger, vs. Den.; Dec. 11, 1994
	Sebastian Janikowski, at SD; Oct. 29, 2000
	Sebastian Janikowski, at Chi.; Oct. 5, 2003
	Sebastian Janikowski, at Min.; Nov. 18, 2007
	Sebastian Janikowski, vs. KC; Dec. 16, 2012

Most field goals, quarter

4	Sebastian Janikowski, at Chi.; Oct. 5, 2003
---	---------------------------------------------

Most consecutive games, scoring field goals

16	Sebastian Janikowski, Sept. 10, 2000-Sept. 28, 2010
15	Jeff Jaeger, Dec. 30, 1990-Dec. 8, 1991
	Jeff Jaeger, Sept. 5, 1993-Jan. 2, 1994
	Jeff Jaeger, Oct. 16, 1994-Nov. 12, 1995
	Sebastian Janikowski, Dec. 18, 2011-Dec. 2, 2012

Most consecutive field goals

20	Sebastian Janikowski, Nov. 16, 2008-Nov. 15, 2009
19	Sebastian Janikowski, Dec. 24, 2011-Oct. 21, 2012
13	Sebastian Janikowski, Sept. 25-Nov. 20, 2011
12	Chris Bahr, Dec. 23, 1985-Oct. 5, 1986
	Jeff Jaeger, Sept. 8-Oct. 13, 1991
	Jeff Jaeger, Nov. 20, 1994-Oct. 8, 1995

Longest field goal made

63	Sebastian Janikowski, at Den.; Sept. 12, 2011
61	Sebastian Janikowski, at Cle.; Dec. 27, 2009
59	Sebastian Janikowski, vs. Ind.; Dec. 26, 2010
57	Sebastian Janikowski, vs. NY; Oct. 19, 2008
	Sebastian Janikowski, vs. KC; Dec. 16, 2012
	Sebastian Janikowski, vs. SF; Dec. 7, 2014
56	Sebastian Janikowski, at KC; Sept. 14, 2008
	Sebastian Janikowski, at Det.; Nov. 22, 2015
	Sebastian Janikowski, vs. SD; Oct. 9, 2016
55	5 times; last: Sebastian Janikowski, at Cin.; Nov. 25, 2012

Longest field goal attempted

76	Sebastian Janikowski, vs. SD; Sept. 28, 2008
66	Sebastian Janikowski, vs. Was.; Dec. 13, 2009
65	Sebastian Janikowski, vs. Det.; Dec. 19, 2011
64	Sebastian Janikowski, vs. Hou.; Nov. 4, 2007
	Sebastian Janikowski, vs. Jac.; Oct. 21, 2012
63	Chris Bahr, vs. Cle.; Nov. 16, 1986
	Sebastian Janikowski, at Den.; Sept. 12, 2011
61	Sebastian Janikowski, at SD; Dec. 4, 2005
	Sebastian Janikowski, at Cle.; Dec. 27, 2009

Highest field-goal percentage, career (50 att.)

.804	Sebastian Janikowski, 2000-16 (414-515)
.745	Jeff Jaeger, 1989-95 (152-204)
.726	Cole Ford, 1995-97 (45-62)
.651	Chris Bahr, 1980-88 (162-249)
.627	George Blanda, 1967-75 (156-249)

Highest field-goal percentage, season (1 att. per game)

.912	Sebastian Janikowski, 2012 (31-34)
.897	Sebastian Janikowski, 2009 (26-29)
.893	Sebastian Janikowski, 2004 (25-28)
.886	Sebastian Janikowski, 2011 (31-35)
.880	Sebastian Janikowski, 2003 (22-25)

Most field goals, no misses, game

6	Sebastian Janikowski, vs. Chi.; Nov. 27, 2011
5	Jeff Jaeger, vs. Den.; Dec. 11, 1994
	Sebastian Janikowski, at Min.; Nov. 18, 2007
4	19 times; last: S.Janikowski, at SD; Dec. 18, 2016

Most field goals, 50-or-more yards, career

55	Sebastian Janikowski, 2000-16
13	Jeff Jaeger, 1989-95
7	Chris Bahr, 1980-88
3	Giorgio Tavecchio, 2017
1	George Fleming, 1961
	George Blanda, 1967-75
	Greg Davis, 1998
	Cole Ford, 1995-97
	Joe Nedney, 1999

Most field goals, 50-or-more yards, season

7	Sebastian Janikowski, 2011
6	Sebastian Janikowski, 2007
	Sebastian Janikowski, 2009
	Sebastian Janikowski, 2012
4	Jeff Jaeger, 1993
	Sebastian Janikowski, 2010
	Sebastian Janikowski, 2015

Most field goals, 50-or-more yards, game

3	Sebastian Janikowski, at Hou.; Oct. 9, 2011
2	Sebastian Janikowski, at Ten.; Oct. 28, 2007
	Sebastian Janikowski, vs. Ind.; Dec. 26, 2010
	Sebastian Janikowski, vs. KC; Dec. 16, 2012
	Giorgio Tavecchio, at Ten.; Sept. 10, 2017

SAFETIES

Most safeties, career

3	Ted Hendricks, 1975-83
2	Lyle Alzado, 1982-85
	Greg Townsend, 1983-97
1	Several players

Most safeties, season

1	Several times; last: Denico Autry, vs. SD; Dec.
---	-------------------------------------------------

Most safeties, game

1	Several times; last: Denico Autry, vs. SD; Dec.
---	-------------------------------------------------

INDIVIDUAL RECORDS

RUSHING

Attempts, Rushing

Most seasons leading league
(None)

Most seasons leading team

- 8 Marcus Allen, 1982-88, 1990
- 5 Clem Daniels, 1962-66
- 4 Marv Hubbard, 1971-74
- Mark van Eeghen, 1976-80
- Justin Fargas, 2006-09
- 3 Hewritt Dixon, 1967-68, 1970
- Napoleon Kaufman, 1996-98
- Tyrone Wheatley, 1999-2000, 2003
- Darren McFadden, 2010, 2012, 2014



RB Marcus Allen

Most consecutive seasons leading team

- 7 Marcus Allen, 1982-88
- 5 Clem Daniels, 1962-66
- Mark van Eeghen, 1976-80
- 4 Marv Hubbard, 1971-74
- Justin Fargas, 2006-09
- 3 Napoleon Kaufman, 1996-98

Most attempts, career

- 2,090 Marcus Allen, 1982-92
- 1,475 Mark van Eeghen, 1974-81
- 1,133 Clem Daniels, 1961-67
- 1,038 Darren McFadden, 2008-14
- 978 Napoleon Kaufman, 1995-2000

Most attempts, season

- 380 Marcus Allen, 1985
- 324 Mark van Eeghen, 1977
- 282 Harvey Williams, 1994
- 275 Marcus Allen, 1984
- 272 Napoleon Kaufman, 1997
- LaMont Jordan, 2005
- 270 Mark van Eeghen, 1978

Most attempts, rookie, season

- 172 Arthur Whittington, 1978
- 160 Marcus Allen, 1982
- 156 Greg Robinson, 1993
- 142 Napoleon McCallum, 1986
- 113 Darren McFadden, 2008
- 108 Napoleon Kaufman, 1995

Most attempts, game

- 36 Mark van Eeghen, at NYJ; Oct. 23, 1977
- 33 Marcus Allen, at GB; Sept. 13, 1987
- Justin Fargas, vs. Den.; Dec. 2, 2007
- 32 Tyrone Wheatley, vs. Min.; Nov. 16, 2003
- 31 Clem Daniels, at KC; Nov. 8, 1963
- Mark van Eeghen, at Den.; Oct. 30, 1977
- Marcus Allen, vs. Cin.; Nov. 17, 1985
- Napoleon Kaufman, vs. Cin.; Oct. 25, 1998
- 30 Marcus Allen, vs. SD; Oct. 28, 1985
- Darren McFadden, vs. STL; Sept. 19, 2010
- Michael Bush, at SD; Nov. 10, 2011
- Michael Bush, at Min.; Nov. 20, 2011
- Darren McFadden, vs. KC; Dec. 16, 2012

Yards Gained, Rushing

Most seasons leading league

- 1 Clem Daniels, 1963
- Marcus Allen, 1985

Most seasons leading team

- 7 Marcus Allen, 1982-88
- 6 Clem Daniels, 1962-67
- 5 Mark van Eeghen, 1976-80
- 4 Marv Hubbard, 1971-74
- 3 Napoleon Kaufman, 1996-98
- Tyrone Wheatley, 1999-2000, 2003
- Justin Fargas, 2006-08
- Darren McFadden, 2010, 2012, 2014

Most consecutive seasons leading team

- 7 Marcus Allen, 1982-88
- 6 Clem Daniels, 1962-67
- 5 Mark van Eeghen, 1976-80
- 4 Marv Hubbard, 1971-74
- 3 Napoleon Kaufman, 1996-98
- Justin Fargas, 2006-08

Most yards rushing, career

- 8,545 Marcus Allen, 1982-92
- 5,907 Mark van Eeghen, 1974-81
- 5,103 Clem Daniels, 1961-67
- 4,792 Napoleon Kaufman, 1995-2000
- 4,394 Marv Hubbard, 1969-75

Most seasons, 1,000-or-more yards rushing

- 3 Mark van Eeghen, 1976-78
- Marcus Allen, 1983-85
- 1 Clem Daniels, 1963
- Marv Hubbard, 1972
- Harvey Williams, 1995
- Napoleon Kaufman, 1997
- Tyrone Wheatley, 2000
- LaMont Jordan, 2005
- Justin Fargas, 2007
- Darren McFadden, 2010
- Latavius Murray, 2015

Most consecutive seasons, 1,000-or-more yards rushing

- 3 Mark van Eeghen, 1976-78
- Marcus Allen, 1983-85

Most yards rushing, season

- 1,759 Marcus Allen, 1985
- 1,294 Napoleon Kaufman, 1997
- 1,273 Mark van Eeghen, 1977
- 1,168 Marcus Allen, 1984
- 1,157 Darren McFadden, 2010
- 1,114 Harvey Williams, 1995
- 1,100 Marv Hubbard, 1972
- 1,099 Clem Daniels, 1963
- 1,080 Mark van Eeghen, 1978
- 1,066 Latavius Murray, 2015
- 1,046 Tyrone Wheatley, 2000
- 1,025 LaMont Jordan, 2005
- 1,014 Marcus Allen, 1983
- 1,012 Mark van Eeghen, 1976
- 1,009 Justin Fargas, 2007

Most yards rushing, rookie, season

- 697 Marcus Allen, 1982
- 661 Arthur Whittington, 1978
- 591 Greg Robinson, 1993
- 554 Bo Jackson, 1987
- 536 Napoleon McCallum, 1986
- 504 Charlie Smith, 1968
- 499 Darren McFadden, 2008

Most yards rushing, game

- 227 Napoleon Kaufman, vs. Den.; Oct. 19, 1997
- 221 Bo Jackson, at Sea.; Nov. 30, 1987
- 200 Clem Daniels, vs. NYJ; Oct. 20, 1963
- 187 Clem Daniels, at HouO.; Dec. 9, 1962
- Hewritt Dixon, at HouO.; Sept. 29, 1968
- 179 Justin Fargas, at Mia.; Sept. 30, 2007
- 177 Michael Bush, at TB; Dec. 28, 2008
- 173 Marcus Allen, vs. Den.; Nov. 24, 1985
- 171 Darren McFadden, vs. NYJ; Sept. 25, 2011

INDIVIDUAL RECORDS

Most yards rushing, rookie, game

221	Bo Jackson, at Sea.; Nov. 30, 1987
177	Michael Bush, at TB; Dec. 28, 2008
164	Darren McFadden, at KC; Sept. 14, 2008
156	Marcus Allen, vs. Sea.; Dec. 5, 1982
149	Carry Todd, at HouO.; Nov. 7, 1965
134	Arthur Whittington, at KC; Nov. 5, 1978
126	Marcus Allen, at SD; Jan. 2, 1983
118	Charlie Smith, at Cin.; Nov. 24, 1968
116	Marcus Allen, at SF; Sept. 12, 1982

Most games, 100-or-more yards rushing, career

22	Marcus Allen, 1982-92
15	Clem Daniels, 1961-67
14	Napoleon Kaufman, 1995-2000
13	Darren McFadden, 2008-14
10	Marv Hubbard, 1969-75

Most games, 100-or-more yards rushing, season

11	Marcus Allen, 1985
6	Napoleon Kaufman, 1997
	Darren McFadden, 2010
5	Mark van Eeghen, 1977
4	Clem Daniels, 1963
	Clem Daniels, 1965
	Bo Jackson, 1989
	Napoleon Kaufman, 1998
	Justin Fargas, 2007

Most consecutive games, 100-or-more yards rushing

11	Marcus Allen, Oct. 6-Dec. 23, 1985
3	Marv Hubbard, Oct. 27-Nov. 10, 1974
	Bo Jackson, Oct. 29-Nov. 12, 1989
	Bo Jackson, Dec. 2-16, 1990
	Napoleon Kaufman, Sept. 14-28, 1997



RB Bo Jackson

Longest run from scrimmage

93	Terrelle Pryor, vs. Pit.; Oct. 27, 2013
92	Bo Jackson, vs. Cin.; Nov. 5, 1989
91	Bo Jackson, at Sea.; Nov. 30, 1987
90	Latavius Murray, vs. KC; Nov. 20, 2014
89	Kenny King, vs. SD; Oct. 12, 1980
88	Bo Jackson, vs. Cin.; Dec. 16, 1990 (no TD)
87	Jack Larscheid, vs. Bos.; Oct. 16, 1960
83	Napoleon Kaufman, vs. Den.; Oct. 19, 1997
	Tony Teresa, vs. Buf.; Nov. 13, 1960
80	Napoleon Kaufman, vs. NYG; Sept. 13, 1998
	Tyrone Wheatley, vs. Sea.; Oct. 22, 2000
	Rashad Jennings, at Hou.; Nov. 17, 2013

Average Gain, Rushing

Highest average gain, career (750 att.)

4.90	Napoleon Kaufman, 1995-2000 (978-4,792)
4.81	Marv Hubbard, 1969-75 (913-4,394)
4.53	Clarence Davis, 1971-78 (804-3,640)
4.50	Clem Daniels, 1961-67 (1,133-5,103)
4.09	Darren McFadden, 2008-14 (1,038-4,247)
4.09	Marcus Allen, 1982-92 (2,090-8,545)

Highest average gain, season (75 att.)

6.94	Terrelle Pryor, 2013 (83-576)
6.84	Bo Jackson, 1987 (81-554)
5.94	Rich Gannon, 2000 (89-529)
5.92	Jalen Richard, 2016 (83-491)
5.83	Napoleon Kaufman, 1996 (150-874)
5.58	Bo Jackson, 1990 (125-698)

Highest average gain, game (10 att.)

12.28	Bo Jackson, at Sea.; Nov. 30, 1987 (18-221)
12.23	Bo Jackson, vs. Cin.; Nov. 5, 1989 (13-159)
11.75	Tony Teresa, vs. Buf.; Nov. 13, 1960 (12-141)
11.50	Kenny King, vs. SD; Oct. 12, 1980 (12-138)
11.00	Marv Hubbard, at HouO.; Dec. 2, 1973 (11-121)

Touchdowns, Rushing

Most seasons leading league

1	Pete Banaszak, 1975
	Marcus Allen, 1982

Most seasons leading team

8	Marcus Allen, 1982-88, 1990
4	Charlie Smith, 1968-70, 1972
	Pete Banaszak, 1971, 1974-76
	Mark van Eeghen, 1977-80
3	Clem Daniels, 1962, 1965-66
	Harvey Williams, 1994-95, 1998
	Tyrone Wheatley, 1999-2000, 2004
	Zack Crockett, 2001-03
	Michael Bush, 2009-11
	Darren McFadden, 2008, 2012, 2014
	Latavius Murray, 2014-16

Most consecutive seasons leading team

7	Marcus Allen, 1982-88
4	Mark van Eeghen, 1977-80
3	Charlie Smith, 1968-70
	Pete Banaszak, 1974-76
	Zack Crockett, 2001-03
	Michael Bush, 2009-11
	Latavius Murray, 2014-16

Most rushing touchdowns, career

79	Marcus Allen, 1982-92
47	Pete Banaszak, 1966-78
35	Mark van Eeghen, 1974-81
	Zack Crockett, 1999-2006
32	Tyrone Wheatley, 1999-2004
30	Clem Daniels, 1961-67

Most rushing touchdowns, season

16	Pete Banaszak, 1975
13	Marcus Allen, 1984
12	Marcus Allen, 1990
	Latavius Murray, 2016
11	Marcus Allen, 1982
	Marcus Allen, 1985

Most rushing touchdowns, rookie, season

11	Marcus Allen, 1982
7	Arthur Whittington, 1978
6	J.D. Smith, 1960
5	Charlie Smith, 1968
4	Bo Jackson, 1987

Most rushing touchdowns, game

3	Tony Teresa, at BosP; Nov. 4, 1960
	Clem Daniels, vs. HouO.; Nov. 6, 1966
	Pete Banaszak, at Was.; Nov. 23, 1975
	Pete Banaszak, vs. KC; Dec. 21, 1975
	Mark van Eeghen, vs. Atl.; Oct. 14, 1979
	Booker Russell, vs. SD; Oct. 25, 1979
	Marcus Allen, vs. LArM.; Dec. 18, 1982
	Marcus Allen, vs. SD; Sept. 24, 1984
	Marcus Allen, at Mia.; Dec. 2, 1984
	Marcus Allen, vs. SD; Oct. 28, 1985
	Marcus Allen, vs. KC; Nov. 25, 1990
	Rich Gannon, at Ind.; Sept. 10, 2000
	LaMont Jordan, vs. Buf.; Oct. 23, 2005
	Daunte Culpepper, at Mia.; Sept. 30, 2007
	Darren McFadden, at Den.; Oct. 24, 2010
	Latavius Murray, vs. Den.; Nov. 6, 2016

INDIVIDUAL RECORDS

Most consecutive games, rushing for touchdowns

- 5 Charlie Smith, Nov. 12-Dec. 11, 1972
- Mark van Eeghen, Oct. 29-Nov. 26, 1978
- Marcus Allen, Oct. 30-Nov. 27, 1983
- 4 Clem Daniels, Dec. 2, 1962-Sept. 7, 1963
- Hewitt Dixon, Dec. 10, 1967-Sept. 15, 1968
- Art Whittington, Sept. 17-Oct. 8, 1978
- Harvey Williams, Sept. 17-Oct. 8, 1995
- Zack Crockett, Nov. 5-26, 2000

PASSING

Passer Rating (current rating system implemented in 1973)

Most seasons leading league

- 1 Tom Flores, 1960
- Ken Stabler, 1976

Highest passer rating, career (800 att.)

- 91.2 Rich Gannon, 1999-2004
- 87.5 Derek Carr, 2014-17
- 83.5 Carson Palmer, 2011-12
- 82.1 Jeff Hostetler, 1993-96
- 80.2 Ken Stabler, 1970-79

Highest passer rating, season (200 att.)

- 103.4 Ken Stabler, 1976
- 97.3 Rich Gannon, 2002
- 96.7 Derek Carr, 2016
- 95.5 Rich Gannon, 2001
- 94.9 Ken Stabler, 1974

Highest passer rating, game (12 att.)

- 158.2 Jay Schroeder, vs. Sea.; Nov. 17, 1991
- 149.3 Jay Schroeder, at Min.; Dec. 22, 1990
- 148.3 Rich Gannon, vs. SD; Nov. 14, 1999
- 147.7 Ken Stabler, at Chi.; Nov. 7, 1976
- 145.8 Daryle Lamonica, at Mia.; Sept. 21, 1968

Attempts

Most seasons leading league

- 1 Daryle Lamonica, 1969
- Rich Gannon, 2002

Most seasons leading team

- 7 Ken Stabler, 1973-79
- 6 Daryle Lamonica, 1967-72
- 5 Tom Flores, 1960-61, 1963, 1965-66
- Rich Gannon, 1999-03
- 4 Jim Plunkett, 1980, 1982-83, 1986
- Marc Wilson, 1981, 1984-85, 1987
- Jay Schroeder, 1988, 1990-92
- Jeff Hostetler, 1993-96

Most consecutive seasons leading team

- 7 Ken Stabler, 1973-79
- 6 Daryle Lamonica, 1967-72
- 5 Rich Gannon, 1999-03
- 4 Jeff Hostetler, 1993-96
- 3 Jay Schroeder, 1990-92
- Derek Carr, 2014-16

Most passes attempted, career

- 2,481 Ken Stabler, 1970-79
- 2,448 Rich Gannon, 1999-2004
- 2,248 Daryle Lamonica, 1967-74
- 2,247 Derek Carr, 2014-17
- 1,707 Jim Plunkett, 1979-86

Most passes attempted, season

- 618 Rich Gannon, 2002
- 599 Derek Carr, 2014
- 573 Derek Carr, 2015
- 565 Kerry Collins, 2005
- Carson Palmer, 2012
- 560 Derek Carr, 2016

Most passes attempted, rookie, season

- 599 Derek Carr, 2014
- 211 Matt McGloin, 2013
- 66 JaMarcus Russell, 2007
- 40 Todd Marinovich, 1991
- 38 David Humm, 1975
- 35 Chon Gallegos, 1962

Most passes attempted, game

- 64 Rich Gannon, at Pit.; Sept. 15, 2002
- 61 Carson Palmer, vs. TB; Nov. 4, 2012
- 59 Todd Marinovich, vs. Cle.; Sept. 20, 1992
- Derek Carr, at TB; Oct. 30, 2016
- Derek Carr, at KC; Dec. 14, 2014
- 56 Rich Gannon, at KC; Oct. 27, 2002
- 54 Carson Palmer, vs. Cle.; Dec. 2, 2012
- Derek Carr, at Cle.; Oct. 26, 2014
- 53 Rich Gannon, at Den.; Nov. 13, 2000
- 52 Jim Plunkett, vs. KC; Oct. 5, 1980
- Jay Schroeder, at Sea.; Oct. 13, 1991

Completions

Most seasons leading league

- 1 Daryle Lamonica, 1969
- Rich Gannon, 2002

Most seasons leading team


- 7 Ken Stabler, 1973-79
- 6 Daryle Lamonica, 1967-72
- 5 Tom Flores, 1960-61, 1963, 1965-66
- Rich Gannon, 1999-03
- 4 Jim Plunkett, 1980, 1982-83, 1986
- Marc Wilson, 1981, 1984-85, 1987
- Jay Schroeder, 1988, 1990-92
- Jeff Hostetler, 1993-96
- Derek Carr, 2014-17

Most consecutive seasons leading team

- 7 Ken Stabler, 1973-79
- 6 Daryle Lamonica, 1967-72
- 5 Rich Gannon, 1999-03
- 4 Jeff Hostetler, 1993-96
- Derek Carr, 2014-19
- 3 Jay Schroeder, 1990-92

Most passes completed, career

- 1,533 Rich Gannon, 1999-2004
- 1,486 Ken Stabler, 1970-79
- 1,378 Derek Carr, 2014-17
- 1,138 Daryle Lamonica, 1967-74
- 960 Jim Plunkett, 1979-86



QB Ken Stabler

Most passes completed, season

- 418 Rich Gannon, 2002
- 361 Rich Gannon, 2001
- 357 Derek Carr, 2016
- 350 Derek Carr, 2015
- 348 Derek Carr, 2014
- 345 Carson Palmer, 2012
- 323 Derek Carr, 2017

Most passes completed, rookie, season

- 348 Derek Carr, 2014
- 118 Matt McGloin, 2013
- 36 JaMarcus Russell, 2007
- 23 Todd Marinovich, 1991
- 18 Chon Gallegos, 1962
- David Humm, 1975

Most passes completed, game

43	Rich Gannon, at Pit.; Sept. 15, 2002
40	Derek Carr, at TB; Oct. 30, 2016
39	Carson Palmer, vs. TB; Nov. 4, 2012
35	Rich Gannon, at Den.; Dec. 30, 2001
	Rich Gannon, vs. SD; Oct. 20, 2002
	Rich Gannon, at KC; Oct. 27, 2002

Completion Percentage

Most seasons leading league

2	Ken Stabler, 1973, 1976
1	Tom Flores, 1960

Highest completion percentage, career (500 att.)

62.6	Rich Gannon, 1999-2004 (1,533-2,448)
61.3	Derek Carr, 2014-17 (1,378-2,247)
60.9	Carson Palmer, 2011-12 (544-893)
59.9	Ken Stabler, 1970-79 (1,486-2,481)
58.5	Jeff Hostetler, 1993-96 (913-1,562)

Highest completion percentage, season (140 att.)

67.6	Rich Gannon, 2002 (418-618)
66.7	Ken Stabler, 1976 (194-291)
65.8	Rich Gannon, 2001 (361-549)
62.7	Ken Stabler, 1973 (163-260)
	Derek Carr, 2017 (323-515)
61.1	Derek Carr, 2015 (350-573)
	Carson Palmer, 2012 (345-565)

Highest completion percentage, rookie, season

58.1	Derek Carr, 2014
57.5	Todd Marinovich, 1991
55.9	Matt McGloin, 2013
54.5	JaMarcus Russell, 2007
51.4	Chon Gallegos, 1962

Highest completion percentage, game (20 att.)

89.5	Rich Gannon, at Den.; Nov. 11, 2002 (34-38)
86.2	Ken Stabler, at BalC.; Oct. 28, 1973 (25-29)
85.2	Jeff Hostetler, vs. Min.; Sept. 5, 1993 (23-27)
84.8	Rich Gannon, at KC; Oct. 15, 2000 (28-33)
83.3	Ken Stabler, vs. Det.; Nov. 10, 1974 (20-24)
82.1	Derek Carr, vs. NYJ; Sept. 17, 2017 (23-28)
81.3	Rich Gannon, vs. Car.; Dec. 24, 2000 (26-32)
80.0	Ken Stabler, at Den.; Oct. 17, 1976 (16-20)
	Ken Stabler, vs. Cin.; Dec. 6, 1976 (16-20)
	Carson Palmer, vs. Det.; Dec. 18, 2011 (32-40)

Yards Passing

Most seasons leading league

1	Daryle Lamonica, 1969
	Jeff George, 1997

Most seasons leading team

7	Ken Stabler, 1973-79
6	Daryle Lamonica, 1967-72
5	Tom Flores, 1960-61, 1963, 1965-66
	Rich Gannon, 1999-03
4	Jim Plunkett, 1980, 1982-83, 1986
	Marc Wilson, 1981, 1984-85, 1987
	Jay Schroeder, 1988, 1990-92
	Jeff Hostetler, 1993-96
	Derek Carr, 2014-17

Most consecutive seasons leading team

7	Ken Stabler, 1973-79
6	Daryle Lamonica, 1967-72
5	Rich Gannon, 1999-03
4	Jeff Hostetler, 1993-96
	Derek Carr, 2014-17
3	Jay Schroeder, 1990-92

Most yards passing, career

19,078	Ken Stabler, 1970-79
17,585	Rich Gannon, 1999-2004
16,655	Daryle Lamonica, 1967-74
14,690	Derek Carr, 2014-17
12,665	Jim Plunkett, 1979-86
11,760	Marc Wilson, 1980-87
11,635	Tom Flores, 1960-66
11,122	Jeff Hostetler, 1993-96

Most seasons, 3,000-or-more yards passing

4	Rich Gannon, 1999-2002
	Derek Carr, 2014-17
3	Daryle Lamonica, 1967-69
2	Jeff Hostetler, 1993-94
	Kerry Collins, 2004-05
1	Ken Stabler, 1979
	Jeff George, 1997
	Carson Palmer, 2012

Most consecutive seasons, 3,000-or-more yards passing

4	Rich Gannon, 1999-2002
	Derek Carr, 2014-17
3	Daryle Lamonica, 1967-69
2	Jeff Hostetler, 1993-94
	Kerry Collins, 2004-05

Most yards passing, season

4,689	Rich Gannon, 2002
4,018	Carson Palmer, 2012
3,987	Derek Carr, 2015
3,937	Derek Carr, 2016
3,917	Jeff George, 1997
3,840	Rich Gannon, 1999
3,828	Rich Gannon, 2001
3,759	Kerry Collins, 2005
3,615	Ken Stabler, 1979
3,496	Derek Carr, 2017
3,495	Kerry Collins, 2004
3,430	Rich Gannon, 2000
3,334	Jeff Hostetler, 1994
3,302	Daryle Lamonica, 1969

Most yards passing, rookie, season

3,270	Derek Carr, 2014
1,547	Matt McGloin, 2013
373	JaMarcus Russell, 2007
298	Chon Gallegos, 1962
246	David Humm, 1975
243	Todd Marinovich, 1991

Most yards passing, game

513	Derek Carr, at TB; Oct. 30, 2016
427	Cotton Davidson, vs. Den.; Oct. 25, 1964
424	Jeff Hostetler, vs. SD; Oct. 31, 1993
417	Carson Palmer, vs. SD; Jan. 1, 2012
	Derek Carr, vs. KC; Oct. 19, 2017
414	Carson Palmer, vs. TB; Nov. 4, 2012
407	Tom Flores, vs. HouC.; Dec. 22, 1963

Most games, 300-or-more yards passing, career

20	Rich Gannon, 1999-2004
13	Derek Carr, 2014-17
11	Daryle Lamonica, 1967-74
10	Jim Plunkett, 1979-86
	Carson Palmer, 2011-12
8	Ken Stabler, 1970-79
	Marc Wilson, 1980-87

Most games, 300-or-more yards passing, season

10	Rich Gannon, 2002
6	Carson Palmer, 2012
6	Derek Carr, 2015
5	Daryle Lamonica, 1968
4	Cotton Davidson, 1964
	Rich Gannon, 2001
	Kerry Collins, 2004
	Carson Palmer, 2011
	Derek Carr, 2016

Most consecutive games, 300-or-more yards passing

6	Rich Gannon, Sept. 15-Oct. 27, 2002
3	Cotton Davidson, Oct. 16-Nov. 1, 1964
	Daryle Lamonica, Nov. 3-24, 1968
	Rich Gannon, Nov. 24-Dec. 8, 2002
	Carson Palmer, Nov. 4-18, 2012
	Derek Carr, Nov. 1-15, 2015

INDIVIDUAL RECORDS

Longest pass completion

- 99 Jim Plunkett (to Cliff Branch), at Was.; Oct. 2, 1983
- 94 George Blanda (to Warren Wells), vs. Den.; Nov. 10, 1968
- 93 Tom Flores (to Dobie Craig), vs. NYJ; Oct. 20, 1963
- 92 Marc Wilson (to Marcus Allen), vs. Sea.; Oct. 7, 1984
- 90 Cotton Davidson (to Dick Dorsey), at SD; Dec. 2, 1962
- 88 Ken Stabler (to Cliff Branch), vs. GB; Oct. 24, 1976
- 87 Derek Carr (to Amari Cooper), at LAC; Dec. 31, 2017
- 86 Jim Plunkett (to Cliff Branch), at Phi.; Nov. 23, 1980
- JaMarcus Russell (to Zach Miller), vs. Phi.; Oct. 18, 2009
- 85 Tom Flores (to Charley Fuller), at Buf.; Nov. 5, 1961
- Jay Schroeder (to Mervyn Fernandez), at NO; Oct. 23, 1988

Average Gain, Passing

Most seasons leading league

- 1 Ken Stabler, 1976
- Jay Schroeder, 1990

Highest average gain, career (800 att.)

- 7.69 Ken Stabler, 1970-79
- 7.58 Carson Palmer, 2011-12
- 7.42 Jim Plunkett, 1979-86
- 7.41 Daryle Lamonica, 1967-74
- 7.37 Jay Schroeder, 1988-92

Highest average gain, season (200 att.)

- 9.41 Ken Stabler, 1976
- 8.62 Tom Flores, 1966
- 8.53 Jay Schroeder, 1990
- 8.51 Tom Flores, 1963
- 8.39 Carson Palmer, 2011

Highest average gain, game (20 att.)

- 14.95 Carson Palmer, at SD; Nov. 10, 2011
- 14.33 Daryle Lamonica, at Mia.; Sept. 21, 1968
- 14.03 Tom Flores, vs. Hou.O.; Dec. 22, 1963
- 13.25 Jeff Hostetler, vs. SD; Oct. 31, 1993
- 13.04 Ken Stabler, at Den.; Oct. 22, 1973
- 13.04 Ken Stabler, at SD; Oct. 10, 1976

Touchdown Passes

Most seasons leading league

- 2 Daryle Lamonica, 1967, 1969
- Ken Stabler, 1974, 1976

Most touchdown passes, career

- 150 Ken Stabler, 1970-79
- 148 Daryle Lamonica, 1967-74
- 114 Rich Gannon, 1999-2004
- 103 Derek Carr, 2014-17
- 92 Tom Flores, 1960-66

Most touchdown passes, season

- 34 Daryle Lamonica, 1969
- 32 Derek Carr, 2015
- 30 Daryle Lamonica, 1967, 1969
- 29 Jeff George, 1997
- 28 Rich Gannon, 2000
- Derek Carr, 2016
- 27 Ken Stabler, 1976
- Rich Gannon, 2001

Most touchdown passes, rookie, season

- 21 Derek Carr, 2014
- 8 Matt McGloin, 2013
- 3 David Humm, 1975
- Todd Marinovich, 1991
- 2 Chon Gallegos, 1962
- JaMarcus Russell, 2007

Most touchdown passes, game

- 6 Tom Flores, vs. Hou.O.; Dec. 22, 1963
- Daryle Lamonica, vs. Buf.; Oct. 19, 1969
- 5 Tom Flores, vs. Den.; Dec. 15, 1963
- Cotton Davidson, vs. Den.; Oct. 25, 1964
- Marc Wilson, at SD; Oct. 21, 1984
- Rich Gannon, vs. Car.; Dec. 24, 2000
- Kerry Collins, vs. Ten.; Dec. 19, 2004

Most games, four-or-more TD passes, career

- 7 Daryle Lamonica, 1967-74
- 6 Ken Stabler, 1970-79
- 5 Rich Gannon, 1999-2004
- Derek Carr, 2014-17
- 3 Jeff Hostetler, 1993-96
- 2 Tom Flores, 1960-66
- Marc Wilson, 1980-87
- Kerry Collins, 2004-05
- Cotton Davidson, 1963-68

Most games, four-or-more TD passes, season

- 2 Tom Flores, 1963
- Cotton Davidson, 1964
- Daryle Lamonica, 1967
- Daryle Lamonica, 1968
- Daryle Lamonica, 1969
- Ken Stabler, 1974
- Ken Stabler, 1975
- Rich Gannon, 2000
- Kerry Collins, 2004
- Derek Carr, 2015
- Derek Carr, 2016



QB Daryle Lamonica

Most consecutive games, four-or-more TD passes

- 2 Tom Flores, Dec. 15-22, 1963
- Derek Carr, Nov. 1-8, 2015

Most consecutive games, TD pass

- 25 Daryle Lamonica, Dec. 8, 1968-Nov. 15, 1970
- 19 Rich Gannon, Nov. 5, 2001-Nov. 11, 2002
- 18 Derek Carr, Dec. 18 at SD-Dec. 31, 2017
- 15 Ken Stabler, Dec. 14, 1975-Sept. 18, 1977
- 14 Derek Carr, Nov. 29, 2015-Oct. 30, 2016
- 12 Daryle Lamonica, Dec. 17, 1967-Nov. 24, 1968
- Ken Stabler, Sept. 30-Dec. 16, 1979

Had Intercepted

Most passes had intercepted, career

- 143 Ken Stabler, 1970-79
- 115 Daryle Lamonica, 1967-74
- 86 Marc Wilson, 1980-87
- 83 Tom Flores, 1960-66
- 81 Jim Plunkett, 1979-86

Most passes had intercepted, season

- 30 Ken Stabler, 1978
- 25 Daryle Lamonica, 1969
- 24 Ken Stabler, 1975
- 23 Cotton Davidson, 1962
- 22 Ken Stabler, 1979

Fewest passes had intercepted, season (200 att.)

- 4 Rich Gannon, 2003 (225 attempts)
- 5 Rick Miter, 2003 (221 attempts)
- 6 Derek Carr, 2016 (560 attempts)
- 7 Steve Beuerlein, 1988 (238 attempts)
- 8 Marc Wilson, 1987 (266 attempts)
- JaMarcus Russell, 2008 (368 attempts)
- Jason Campbell, 2010 (329 attempts)
- Matt McGloin, 2013 (211 attempts)

INDIVIDUAL RECORDS

Most passes had intercepted, game

- 7 Ken Stabler, vs. Den.; Oct. 16, 1977
- 6 Cotton Davidson, at SD; Nov. 1, 1964
- Donald Hollas, vs. Mia.; Dec. 6, 1998
- 5 Daryle Lamonica, at Cin.; Nov. 2, 1969
- Ken Stabler, at Mia.; Dec. 10, 1978
- Ken Stabler, at NY; Oct. 21, 1979
- Jim Plunkett, vs. KC; Oct. 5, 1980

Most attempts, no interceptions, game

- 59 Derek Carr, at TB; Oct. 30, 2016
- 56 Derek Carr, at KC; Dec. 14, 2014
- 54 Derek Carr, at Cle.; Oct. 26, 2014
- 52 Derek Carr, vs. KC; Oct. 19, 2017
- 48 Kerry Collins, vs. NYG; Dec. 31, 2005
- 46 Carson Palmer, vs. SD; Sept. 10, 2012
- 45 Derek Carr, vs. Atl.; Sept. 18, 2016

Lowest Percentage, Passes Had Intercepted

Most seasons leading league

- 2 Daryle Lamonica, 1967-68
- 1 Tom Flores, 1965

Lowest percentage, career (800 att.)

- 1.96 Derek Carr, 2014-16 (31 int., 1,732)
- 2.04 Rich Gannon, 1999-2004 (50 int., 2,448 att.)
- 2.97 Kerry Collins, 2004-05 (32 int., 1,078 att.)
- 3.14 Jeff Hostetler, 1993-96 (49 int., 1,562 att.)
- 3.36 Carson Palmer, 2011-12 (30 int., 893 att.)
- 4.45 Jay Schroeder, 1988-92 (62 int., 1,394)

Lowest percentage, season (200 att.)

- 1.07 Derek Carr, 2016 (6 int., 560 att.)
- 1.62 Rich Gannon, 2002 (10 int., 618 att.)
- 1.64 Rich Gannon, 2001 (9 int., 549 att.)
- 1.73 Jeff George, 1997 (9 int., 521 att.)
- 1.78 Rich Gannon, 2003 (4 int., 225 att.)
- 2.00 Derek Carr, 2014 (12 int., 599 att.)

Times Sacked *(since 1963: sack became official in 1982)*

Most times sacked, career

- 189 Ken Stabler, 1970-79
- 178 Jim Plunkett, 1979-86
- 171 Marc Wilson, 1980-87
- 162 Rich Gannon, 1999-2004
- 136 Daryle Lamonica, 1967-74

Most times sacked, season

- 58 Jeff George, 1997
- 49 Rich Gannon, 1999
- 46 Andrew Walter, 2006
- 42 Jim Plunkett, 1983
- 41 Jeff Hostetler, 1994

Most times sacked, game

- 10 Jeff George, at KC; Sept. 6, 1998
- 9 Steve Beuerlein, vs. LARm.; Sept. 18, 1988
- Andrew Walter, at Sea.; Nov. 6, 2006
- Terrelle Pryor, at KC; Oct. 13, 2013
- 8 Jim Plunkett, at Phi.; Nov. 23, 1980
- Jim Plunkett, at Sea.; Oct. 16, 1983
- Marc Wilson, vs. SD; Sept. 28, 1986
- Marc Wilson, vs. Chi.; Dec. 27, 1987
- Donald Hollas, vs. Mia.; Dec. 6, 1998

PASS RECEIVING

Most seasons leading league, receptions

- 2 Todd Christensen, 1983, 1986
- 1 Fred Biletnikoff, 1971
- Tim Brown, 1997

Most seasons leading team, receptions

- 11 Tim Brown, 1988, 1992-2001
- 6 Fred Biletnikoff, 1968-73
- 5 Todd Christensen, 1982-86
- 4 Art Powell, 1963-66
- 3 Cliff Branch, 1974-75, 1979
- Dave Casper, 1976-78
- Zach Miller, 2008-10
- Michael Crabtree, 2015-17



WR Fred Biletnikoff

Most consecutive seasons leading team, receptions

- 10 Tim Brown, 1992-2001
- 6 Fred Biletnikoff, 1968-73
- 5 Todd Christensen, 1982-86
- 4 Art Powell, 1963-66
- 3 Dave Casper, 1976-78
- Zach Miller, 2008-10
- Michael Crabtree, 2015-17

Most receptions, career

- 1,070 Tim Brown, 1988-2003
- 589 Fred Biletnikoff, 1965-78
- 501 Cliff Branch, 1972-85
- 461 Todd Christensen, 1979-88
- 446 Marcus Allen, 1982-92

Most seasons, 50-or-more receptions

- 11 Tim Brown, 1993-2003
- 4 Art Powell, 1963-66
- Fred Biletnikoff, 1968-69, 1971-72
- Marcus Allen, 1983-85, 1987
- Todd Christensen, 1983-86

Most receptions, season

- 104 Tim Brown, 1997
- 95 Todd Christensen, 1986
- 92 Todd Christensen, 1983
- Jerry Rice, 2002
- 91 Tim Brown, 2001
- Charlie Garner, 2002
- 90 Tim Brown, 1996
- Tim Brown, 1999

Most receptions, rookie, season

- 72 Amari Cooper, 2015
- 44 Zach Miller, 2007
- 43 Tim Brown, 1988
- 42 Raymond Chester, 1970
- 39 Rod Streater, 2012
- 38 Marcus Allen, 1982
- Mychal Rivera, 2013
- 34 Rickey Dudley, 1996
- Louis Murphy, 2009

Most receptions, game

- 14 Tim Brown, vs. Jac.; Dec. 21, 1997
- Brandon Myers, vs. Cle.; Dec. 2, 2012
- 13 Tim Brown, at KC; Oct. 27, 2002
- Darren McFadden, vs. SD; Sept. 10, 2012
- 12 Dave Casper, at NE; Oct. 3, 1976
- Tim Brown, vs. Dal.; Nov. 19, 1995
- Amari Cooper, at TB; Oct. 30, 2016

Receiving Yards

Most seasons leading league

- 1 Art Powell, 1963
- Warren Wells, 1969
- Cliff Branch, 1974

Most seasons leading team

- 10 Tim Brown, 1992-2001
- 6 Cliff Branch, 1974-76, 1979-80, 1982
- 4 Art Powell, 1963-66
- Todd Christensen, 1983-86
- 3 Fred Biletnikoff, 1967, 1971-72
- Warren Wells, 1968-70
- Mervyn Fernandez, 1988-89, 1991
- Zach Miller, 2008-10

Most consecutive seasons leading team

- 10 Tim Brown, 1992-2001
- 4 Art Powell, 1963-66
- Todd Christensen, 1983-86
- 3 Warren Wells, 1968-70
- Cliff Branch, 1974-76
- Zach Miller, 2008-10

Most yards receiving, career

- 14,734 Tim Brown, 1988-2003
- 8,974 Fred Biletnikoff, 1965-78
- 8,685 Cliff Branch, 1972-85
- 5,872 Todd Christensen, 1979-88
- 4,491 Art Powell, 1963-66

Most seasons, 1,000-or-more yards receiving

- 9 Tim Brown, 1993-2001
- 3 Art Powell, 1963-64, 1966
- Todd Christensen, 1983-84, 1986
- 2 Warren Wells, 1968-69
- Cliff Branch, 1974, 1976
- Todd Christensen, 1983-84
- Jerry Rice, 2001-02
- Amari Cooper, 2015-16

Most yards receiving, season

- 1,408 Tim Brown, 1997
- 1,361 Art Powell, 1964
- 1,344 Tim Brown, 1999
- 1,342 Tim Brown, 1995
- 1,309 Tim Brown, 1994
- 1,304 Art Powell, 1963
- 1,260 Warren Wells, 1969
- 1,247 Todd Christensen, 1983
- 1,211 Jerry Rice, 2002

Most yards receiving, rookie, season

- 1,070 Amari Cooper, 2015
- 771 James Jett, 1993
- 725 Tim Brown, 1988
- 665 Jessie Hester, 1985
- 618 Denarius Moore, 2011
- 584 Rod Streater, 2012
- 556 Raymond Chester, 1970

Most yards receiving, game

- 247 Art Powell, vs. HouO.; Dec. 22, 1963
- 210 Amari Cooper, vs. KC; Oct. 19, 2017
- 206 Art Powell, at BosP; Oct. 8, 1965
- 198 Warren Wells, vs. Den.; Oct. 11, 1970
- 193 Jessie Hester, vs. Phi.; Nov. 30, 1986
- 190 Tim Brown, vs. NYJ; Oct. 24, 1999
- 183 Tim Brown, at Buf.; Dec. 5, 1993

Most games, 200-or-more yards receiving, career

- 2 Art Powell, 1963-66
- 1 Amari Cooper, 2015-17

Most games, 100-or-more yards receiving, career

- 43 Tim Brown, 1988-2003
- 22 Cliff Branch, 1972-85
- 21 Fred Biletnikoff, 1965-78
- 18 Art Powell, 1963-66
- 14 Warren Wells, 1967-70
- Todd Christensen, 1979-88

Most games, 100-or-more yards receiving, season

- 7 Art Powell, 1964
- Warren Wells, 1968
- Tim Brown, 1997
- 6 Cliff Branch, 1976
- Tim Brown, 1995

Most consecutive games, 100-or-more yards receiving

- 3 Art Powell, Oct. 10-25, 1964
- Warren Wells, Oct. 27-Nov. 10, 1968
- Cliff Branch, Nov. 3-17, 1974
- Cliff Branch, Oct. 24-Nov. 7, 1976
- Tim Brown, Oct. 24-Nov. 14, 1999

Longest pass reception

- 99 Cliff Branch (from Jim Plunkett), at Was.; Oct. 2, 1983
- 94 Warren Wells (from George Blanda), vs. Den.; Nov. 10, 1968
- 93 Dobie Craig (from Tom Flores), vs. NYJ; Oct. 20, 1963
- 92 Marcus Allen (from Marc Wilson), vs. Sea.; Oct. 7, 1984
- 90 Dick Dorsey (from Cotton Davidson), at SD; Dec. 2, 1962
- 88 Cliff Branch (from Ken Stabler), vs. GB; Oct. 24, 1976
- 87 Amari Cooper (from Derek Carr), at LAC; Dec. 31, 2017
- 86 Cliff Branch (from Jim Plunkett), at Phi.; Nov. 23, 1980
- Zach Miller (from JaMarcus Russell), vs. Phi.; Oct. 18, 2009
- 85 Charley Fuller (from Tom Flores), at Buf.; Nov. 5, 1961
- Mervyn Fernandez (from Jay Schroeder), at NO; Oct. 23, 1988

Average Gain, Receiving

Highest average gain, career (145 rec.)

- 23.29 Warren Wells, 1967-70 (156-3,634)
- 20.03 Willie Gault, 1988-93 (149-2,985)
- 19.36 Dokie Williams, 1983-87 (148-2,866)
- 18.01 Mervyn Fernandez, 1987-92 (209-3,764)
- 17.68 Art Powell, 1963-66 (254-4,491)
- 17.34 Cliff Branch, 1972-84 (501-8,685)
- 17.25 James Jett, 1993-2001 (256-4,417)

Highest average gain, season (24 rec.)

- 26.81 Warren Wells, 1969 (47-1,260)
- 25.97 Mervyn Fernandez, 1988 (31-805)
- 24.64 Willie Gault, 1989 (28-690)
- 24.15 Cliff Branch, 1976 (46-1,111)
- 23.36 James Jett, 1993 (33-771)

Highest average gain, game (3 rec.)

- 57.33 Clem Daniels, vs. Buf.; Sept. 15, 1963 (3-172)
- 48.25 Jessie Hester, vs. Phi.; Nov. 30, 1986 (4-193)
- 43.25 Marcus Allen, vs. Sea.; Oct. 7, 1984 (4-173)
- 42.33 Warren Wells, at Den.; Nov. 10, 1968 (3-127)
- 41.67 Raghib Ismail, vs. Ind.; Oct. 22, 1995 (3-125)

Touchdown Receptions

Most seasons leading league

- 2 Warren Wells, 1968-69
- Cliff Branch, 1974, 1976
- 1 Art Powell, 1963

Most consecutive seasons leading league

- 2 Warren Wells, 1968-69

Most seasons leading team

- 10 Tim Brown, 1991-96, 1998, 2000-01, 2003
- 5 Cliff Branch, 1974-77, 1982
- Todd Christensen, 1982-86
- 4 Art Powell, 1963-66
- 3 Warren Wells, 1968-70
- Jerry Porter, 2002, 2004, 2007
- Denarius Moore, 2011-13
- Michael Crabtree, 2015-17

Most consecutive seasons leading team

- 6 Tim Brown, 1991-96
- 5 Todd Christensen, 1982-86
- 4 Art Powell, 1963-66
- Cliff Branch, 1974-77
- 3 Warren Wells, 1968-70
- Denarius Moore, 2011-13
- Michael Crabtree, 2015-17

Most touchdown receptions, career

- 99 Tim Brown, 1988-2003
- 76 Fred Biletnikoff, 1965-78
- 67 Cliff Branch, 1972-84
- 50 Art Powell, 1963-66
- 42 Warren Wells, 1967-70
- 41 Todd Christensen, 1981-88

INDIVIDUAL RECORDS

Most touchdown receptions, season

- 16 Art Powell, 1963
- 14 Warren Wells, 1969
- 13 Cliff Branch, 1974
- 12 Art Powell, 1965
- Fred Biletnikoff, 1969
- Cliff Branch, 1976
- Todd Christensen, 1983
- James Jett, 1997

Most touchdown receptions, rookie, season

- 7 Raymond Chester, 1970
- 6 Amari Cooper, 2015
- 5 Mike Siani, 1972
- Tim Brown, 1988
- Denarius Moore, 2011
- 4 Jessie Hester, 1985
- Rickey Dudley, 1996
- Louis Murphy, 2009
- Mychal Rivera, 2013

Most touchdown receptions, game

- 4 Art Powell, vs. HouO.; Dec. 22, 1963
- 3 16 times; last:
Michael Crabtree, vs. NYJ, Sept. 17, 2017

Yards from Scrimmage

Most yards from scrimmage, career

- 14,924 Tim Brown, 1988-2003
- 12,803 Marcus Allen, 1982-92
- 8,974 Fred Biletnikoff, 1965-78
- 8,755 Cliff Branch, 1972-85
- 8,394 Clem Daniels, 1961-67

Most yards from scrimmage, season

- 2,314 Marcus Allen, 1985
- 1,926 Marcus Allen, 1984
- 1,903 Charlie Garner, 2002
- 1,784 Clem Daniels, 1963
- 1,697 Napoleon Kaufman, 1997

Most yards from scrimmage, game

- 256 Clem Daniels, vs. NYJ; Oct. 20, 1963
- 248 Clem Daniels, vs. Buf.; Sept. 15, 1963
- 247 Art Powell, vs. HouO.; Dec. 22, 1963
- 242 Michael Bush, at SD; Nov. 10, 2011
- 235 Bo Jackson, at Sea.; Nov. 30, 1987

--DEFENSIVE RECORDS--

SACKS (Became official stat in 1982)

Most seasons leading league

- 1 Derrick Burgess, 2005

Most sacks, career

- 107.5 Greg Townsend, 1983-93, 1997
- 84 Howie Long, 1981-93
- 57.5 Anthony Smith, 1991-97
- 53 Bill Pickel, 1983-90
- 40.5 Khalil Mack, 2014-17

Most sacks, season

- 16 Derrick Burgess, 2005
- 15.5 Sean Jones, 1986
- 15 Khalil Mack, 2015
- 13 Howie Long, 1983
- Greg Townsend, 1991
- Anthony Smith, 1992
- Pat Swilling, 1995

Most sacks, rookie, season

- 10.5 Greg Townsend, 1983
- 9 Aaron Wallace, 1990
- 6 Bill Pickel, 1983
- 5.5 Scott Davis, 1988
- 5 Trevor Scott, 2008
- Lamarr Houston, 2010
- 4.5 Sio Moore, 2013
- Tony Bryant, 1999

Most sacks, game

- 5 Howie Long, at Was.; Oct. 2, 1983
- Khalil Mack, at Den.; Dec. 13, 2015
- 4 Anthony Smith, at Sea.; Oct. 18, 1992
- Anthony Smith, vs. Sea.; Sept. 12, 1993
- Kameron Wimbley, at SD; Nov. 10, 2011
- 3.5 Howie Long, at KC; Dec. 12, 1982
- Bill Pickel, at Det.; Dec. 10, 1984
- Greg Townsend, vs. Was.; Oct. 29, 1989
- 3 21 times; last: Tommy Kelly, at KC; Nov. 6, 2005

Most seasons, 10-or-more sacks

- 7 Greg Townsend, 1983, 1985-86, 1988-91
- 3 Howie Long, 1983-85
- Anthony Smith, 1991-93
- Bill Pickel, 1994-96
- Khalil Mack, 2015-17
- 2 Lance Johnstone, 1998-99
- Derrick Burgess, 2005-06

Most consecutive seasons, 10-or-more sacks

- 4 Greg Townsend, 1988-91
- 3 Howie Long, 1983-85
- Anthony Smith, 1991-93
- Bill Pickel, 1994-96
- Khalil Mack, 2015-17
- 2 Greg Townsend, 1985-86
- Lance Johnstone, 1998-99
- Derrick Burgess, 2005-06

Defensive Touchdowns

Most defensive touchdowns, career

- 7 Terry McDaniel, 1980-96
- 6 Rod Martin, 1980-84
- 5 Dan Conners, 1966-69
- Lester Hayes, 1979-86
- 4 George Atkinson, 1968-73
- Greg Townsend, 1983-90
- Eric Allen, 2000-01
- Phillip Buchanan, 2002-04
- 3 Charles Woodson, 1998-2005, 2013

Most defensive touchdowns, season

- 3 Charlie Phillips, 1978
- Terry McDaniel, 1994
- Eric Allen, 2000
- 2 17 times; last: Phillip Buchanan, 2003

Most defensive touchdowns, rookie, season

- 2 Gus Otto, 1965
- 1 George Atkinson, 1968
- Greg Townsend, 1983
- Lance Johnstone, 1996
- Charles Woodson, 1998
- Phillip Buchanan, 2002
- Keith McGill II, 2014

INTERCEPTIONS BY

Most seasons leading league

- 1 Dave Grayson, 1968
- Lester Hayes, 1980
- Ronnie Lott, 1991
- Rod Woodson, 2002



CB Lester Hayes

INDIVIDUAL RECORDS

Most seasons leading team

- 6 Terry McDaniel, 1990, 1992-96
- Vann McElroy, 1983, 1986-88
- Lester Hayes, 1979-81, 1985
- 3 Willie Brown, 1967, 1972-73
- Mike Haynes, 1984-85, 1988
- Eric Allen, 1998-2000
- Michael Huff, 2009-10, 2012
- Charles Woodson, 1998, 2014-15

Most consecutive seasons leading team

- 5 Terry McDaniel, 1992-96
- 3 Lester Hayes, 1979-81
- Vann McElroy, 1986-88
- Eric Allen, 1998-2000
- 2 Tom Morrow, 1962-63
- Warren Powers, 1965-66
- Dave Grayson, 1968-69
- Nemiah Wilson, 1971-72
- Willie Brown, 1972-73
- George Atkinson, 1972-73
- Alonzo Thomas, 1974-75
- Mike Haynes, 1984-85
- Eddie Anderson, 1989-90
- Phillip Buchanan, 2003-04
- Chris Johnson, 2008-09
- Michael Huff, 2009-10
- Charles Woodson, 2014-15

Most interceptions by, career

- 39 Willie Brown, 1967-78
- Lester Hayes, 1977-86
- 34 Terry McDaniel, 1988-97
- 31 Vann McElroy, 1982-90
- 30 George Atkinson, 1968-77
- Jack Tatum, 1971-79

Most interceptions by, season

- 13 Lester Hayes, 1980
- 10 Tommy Morrow, 1962
- Dave Grayson, 1968
- 9 Eddie Macon, 1960
- Tommy Morrow, 1963

Most interceptions by, rookie, season

- 10 Tommy Morrow, 1962
- 6 Charlie Phillips, 1975
- 5 Charles Woodson, 1998
- 4 Wayne Crow, 1960
- Rodger Bird, 1966
- George Atkinson, 1968
- Jack Tatum, 1971
- Neal Colzie, 1975

Most interceptions by, game

- 3 Tommy Morrow, at HouO.; Sept. 7, 1963
- Dave Grayson, vs. SD; Oct. 29, 1967
- Dave Grayson, at SD; Oct. 26, 1969
- Willie Brown, vs. LARm.; Oct. 29, 1972
- George Atkinson, at Cle.; Oct. 6, 1974
- Charlie Phillips, vs. Den.; Dec. 8, 1975
- Rod Woodson, vs. Ten.; Sept. 29, 2002

Yards Gained

Most seasons leading league

- 1 Fred Williamson, 1962
- Lester Hayes, 1980
- James Davis, 1982
- Mike Haynes, 1984
- Eddie Anderson, 1989

Most interception yards, career

- 636 Jack Tatum, 1971-79
- 624 Dave Grayson, 1965-70
- Terry McDaniel, 1988-97
- 572 Lester Hayes, 1977-86
- 531 Eddie Anderson, 1987-97

Most interception yards, season

- 273 Lester Hayes, 1980
- 233 Eddie Anderson, 1989
- 225 Rod Woodson, 2002
- 220 Mike Haynes, 1984
- 195 Dave Grayson, 1968

Most interception yards, rookie, season

- 136 Jack Tatum, 1971
- 131 Gus Otto, 1965
- 118 Charles Woodson, 1998
- 81 Phillip Buchanan, 2002
- 66 George Atkinson, 1968

Most interception yards, game

- 151 Mike Haynes, at Mia.; Dec. 2, 1984
- 134 Terry McDaniel, vs. Den.; Nov. 22, 1992
- 102 Eddie Anderson, at Mia.; Dec. 14, 1992
- 100 Rod Woodson, vs. Ten.; Sept. 29, 2002
- Chris Carr, vs. Pit.; Oct. 29, 2006

Longest interception return (All TDs)

- 102 Eddie Anderson, at Mia.; Dec. 14, 1992
- 100 Chris Carr, vs. Pit.; Oct. 29, 2006
- 98 Rod Woodson, at Den.; Nov. 11, 2002
- 94 Eric Turner, vs. Den.; Sept. 20, 1998
- 83 Phillip Buchanan, vs. Cin.; Sept. 14, 2003
- 82 Rod Woodson, vs. Ten.; Sept. 29, 2002
- 81 Phillip Buchanan, at Buf.; Oct. 6, 2002

Most touchdowns on interceptions, career

- 5 Terry McDaniel, 1988-97
- 4 Dave Grayson, 1965-70
- Lester Hayes, 1977-86
- Rod Martin, 1979-88
- Phillip Buchanan, 2002-04

Most touchdowns on interceptions, season

- 3 Eric Allen, 2000
- 2 Dave Grayson, 1965
- Gus Otto, 1965
- Warren Powers, 1967
- Jimmy Warren, 1971
- Lester Hayes, 1979
- Rod Martin, 1983
- Eddie Anderson, 1989
- Terry McDaniel, 1994
- Anthony Dorsett, 2001
- Rod Woodson, 2002
- Phillip Buchanan, 2003-04

Most touchdowns on interceptions, rookie, season

- 2 Gus Otto, 1965
- 1 George Atkinson, 1968
- Charles Woodson, 1998
- Phillip Buchanan, 2002

Most touchdowns on interceptions, game

- 1 87 times; last: Khalil Mack, vs. Car.; Nov. 27, 2016

PUNTING

Most punts, career

- 1,049 Ray Guy, 1973-86
- 1,014 Shane Lechler, 2000-12
- 642 Jeff Gossett, 1988-96
- 426 Marquette King, 2013-16
- 364 Mike Eischeid, 1966-71

Most punts, season

- 109 Marquette King, 2014
- 98 Leo Araguz, 1998
- 96 Ray Guy, 1981
- Shane Lechler, 2003
- Shane Lechler, 2009
- 93 Leo Araguz, 1997

Most punts, game

- 16 Leo Araguz, vs. SD; Oct. 11, 1998
- 11 Wayne Crow, vs. HouO.; Sept. 11, 1960
- Mike Mercer, vs. BosP; Sept. 22, 1963
- Ray Guy, vs. Cle.; Nov. 18, 1973
- Shane Lechler, vs. Car.; Nov. 9, 2008
- Shane Lechler, vs. KC; Nov. 15, 2009
- Marquette King, at Hou.; Nov. 17, 2013
- Marquette King, at KC; Dec. 14, 2014

INDIVIDUAL RECORDS



P Ray Guy

Longest punt

80	Shane Lechler, vs. Chi.; Nov. 27, 2011
77	Wayne Crow, vs. NYJ; Oct. 29, 1961
	Shane Lechler, at Den.; Sept. 12, 2011
76	Shane Lechler, at KC; Dec. 24, 2011
74	Ray Guy, at Den.; Oct. 30, 1977
73	Shane Lechler, vs. SD; Sept. 28, 2003
72	Mike Eischeid, vs. Den.; Dec. 10, 1968
	Ray Guy, at HouO.; Dec. 2, 1973
	Marquette King, at Ten.; Sept. 25, 2016

Average Yardage, Punting

Most seasons leading league, gross average

5	Shane Lechler, 2003-05, 2007, 2009
3	Ray Guy, 1974-75, 1977
1	Marquette King, 2013

Highest gross average, punting, career (150 punts)

47.55	Shane Lechler, 2000-12 (1,014-48,215)
46.81	Marquette King, 2013-17 (426-19,941)
42.94	Leo Araguz, 1996-99 (280-12,024)
42.41	Ray Guy, 1973-86 (1,049-44,493)
42.26	Mike Eischeid, 1966-71 (364-15,381)

Highest gross average, punting, season (35 punts)

51.14	Shane Lechler, 2009
50.77	Shane Lechler, 2011
49.11	Shane Lechler, 2007
48.89	Marquette King, 2013
48.79	Shane Lechler, 2008

Highest gross average, punting, game (4 punts)

59.00	Shane Lechler, at Den.; Dec. 24, 2005 (5-295)
58.17	Shane Lechler, at Den.; Sept. 12, 2011 (6-349)
57.60	Ray Guy, at Den.; Sept. 6, 1981 (5-288)
56.86	Shane Lechler, at KC; Sept. 20, 2009 (7-398)
56.80	Shane Lechler, vs. Hou.; Dec. 3, 2006 (4-227)

Highest net average, career (150 punts, since 1976)

41.12	Marquette King, 2013-17
39.00	Shane Lechler, 2000-12
35.51	Jeff Gossett, 1988-96
35.15	Leo Araguz, 1996-99

Highest net average, season (35 punts, since 1976)

43.85	Shane Lechler, 2009
42.68	Marquette King, 2017
41.38	Marquette King, 2016
41.18	Shane Lechler, 2008
41.10	Shane Lechler, 2007
40.86	Shane Lechler, 2011

Highest net average, punting, game (4 punts, since 1976)

55.00	Marquette King, vs. LAC; Oct. 15, 2017
52.20	Shane Lechler, vs. NYJ; Oct. 25, 2009
50.75	Marquette King, vs. Den.; Oct. 11, 2015
50.60	Shane Lechler, at Ari.; Sept. 26, 2010
50.60	Marquette King, at Jac.; Oct. 23, 2016
49.75	Marquette King, vs. SD; Dec. 24, 2015

Punts Had Blocked

Most punts had blocked, career

4	Shane Lechler, 2000-12
3	Mike Eischeid, 1966-71
	Jerry DePoyster, 1971-72
	Ray Guy, 1973-86
	Jeff Gossett, 1988-96
	Marquette King, 2013-17

Most punts had blocked, season

3	Jerry DePoyster, 1972
2	Wayne Crow, 1961
	Ray Guy, 1978
	Jeff Gossett, 1990
	Marquette King, 2013

Punts Inside the 20

Most punts inside the 20, career (since 1976)

322	Shane Lechler, 2000-12
210	Ray Guy, 1976-86
180	Jeff Gossett, 1988-96
128	Marquette King, 2013-17
86	Leo Araguz, 1996-99

Most punts inside the 20, season (since 1976)

40	Marquette King, 2015
34	Marquette King, 2016
33	Shane Lechler, 2008
32	Ray Guy, 1985
31	Marquette King, 2014

Most punts inside the 20, game (since 1976)

6	Marquette King, vs. SD; Dec. 24, 2015
5	Leo Araguz, vs. SD; Oct. 11, 1998
	Shane Lechler, vs. SD; Sept. 3, 2000
	Shane Lechler, vs. NYJ; Oct. 19, 2008
	Shane Lechler, vs. KC; Nov. 15, 2009
	Marquette King, at Den.; Dec. 13, 2015
	Marquette King, at Den.; Jan. 1, 2017
4	26 times; last: Marquette King, vs. Den.; Nov. 26, 2017

PUNT RETURNS

Most seasons leading league

2	Claude Gibson, 1963, 1965
	Rodger Bird, 1966-67
	George Atkinson, 1968, 1973
1	Greg Pruitt, 1983
	Fulton Walker, 1985

Most punt returns, career

320	Tim Brown, 1988-2002
168	Neal Colzie, 1975-78
148	George Atkinson, 1968-77
138	Greg Pruitt, 1982-84
115	Johnnie Lee Higgins, 2007-10

Most punt returns, season

62	Fulton Walker, 1985
58	Greg Pruitt, 1983
53	Greg Pruitt, 1984
49	Fulton Walker, 1986
	Tim Brown, 1988

Most punt returns, rookie, season

49	Tim Brown, 1988
48	Neal Colzie, 1975
37	Rodger Bird, 1966
36	George Atkinson, 1968
35	Ted Watts, 1981

Most punt returns, game

9	Rodger Bird, vs. Den.; Sept. 10, 1967
	Cle Montgomery, vs. Det.; Dec. 10, 1984
8	Neal Colzie, vs. SD; Oct. 5, 1975
	Ted Watts, vs. NE; Nov. 1, 1981
	Fulton Walker, vs. Cle.; Nov. 16, 1986
	Desmond Howard, vs. SD; Oct. 11, 1998

INDIVIDUAL RECORDS

Fair Catches

Most fair catches, career

150	Tim Brown, 1988-2003
43	Johnnie Lee Higgins, 2007-10
41	Greg Pruitt, 1982-84
36	Rod Sherman, 1967-71
33	Desmond Howard, 1997-98

Most fair catches, season

21	Tim Brown, 1996
	Tim Brown, 2001
	Johnnie Lee Higgins, 2009
20	Tim Brown, 1993
	Desmond Howard, 1997

Most fair catches, game

5	Darrien Gordon, vs. Atl.; Nov. 26, 2000
4	Desmond Howard, vs. NYG; Sept. 13, 1998
	David Dunn, at Phi.; Oct. 28, 2001
	Tim Brown, vs. SD; Oct. 20, 2002
	Tim Brown, at Ari.; Nov. 24, 2002
	Tim Brown, vs. Den.; Dec. 22, 2002
	Phillip Buchanan, at SD; Dec. 28, 2003
	Johnnie Lee Higgins, at Hou.; Oct. 4, 2009
	Jeremy Ross, at KC; Jan. 3, 2016
	TJ Carrie, at KC; Dec. 8, 2016

Yards Gained, Punt Returns

Most seasons leading league

2	Claude Gibson, 1963-64
	Rodger Bird, 1966-67
1	George Atkinson, 1968
	Neal Colzie, 1975
	Greg Pruitt, 1983
	Fulton Walker, 1985
	Tim Brown, 1994
	Johnnie Lee Higgins, 2008



S George Atkinson

Most punt return yards, career

3,272	Tim Brown, 1988-2003
1,747	Neal Colzie, 1975-78
1,348	Greg Pruitt, 1982-84
1,247	George Atkinson, 1968-77
1,132	Fulton Walker, 1985-86
1,083	Claude Gibson, 1963-65
1,063	Rodger Bird, 1966-68

Most punt return yards, season

692	Fulton Walker, 1985
666	Greg Pruitt, 1983
655	Neal Colzie, 1975
612	Rodger Bird, 1967
570	Johnnie Lee Higgins, 2008

Most punt return yards, rookie, season

655	Neal Colzie, 1975
490	George Atkinson, 1968
444	Tim Brown, 1988
323	Rodger Bird, 1966
306	Jalen Richard, 2016

Most punt return yards, game

205	George Atkinson, at Buf.; Sept. 15, 1968 (5-205)
152	Cle Montgomery, at Det.; Dec. 10, 1984 (9-152)
143	Rodger Bird, vs. Den.; Sept. 10, 1967 (9-143)
134	Rodger Bird, vs. SD; Oct. 29, 1967 (5-134)
133	Desmond Howard, vs. Sea.; Nov. 15, 1998 (6-133)

Longest punt return (All TDs)

97	Greg Pruitt, at Was.; Oct. 2, 1983
93	Johnnie Lee Higgins, at Mia.; Nov. 16, 2008
89	Johnnie Lee Higgins, at Den.; Nov. 23, 2008
88	Tim Brown, vs. KC; Dec. 9, 2001
86	George Atkinson, at Buf.; Sept. 15, 1968
85	Claude Gibson, vs. KC; Nov. 3, 1963
83	Phillip Buchanan, vs. Ten.; Sept. 29, 2002
82	George Atkinson, vs. SD; Oct. 13, 1968
80	Phillip Buchanan, at SD; Dec. 28, 2003
	Johnnie Lee Higgins, vs. Hou.; Dec. 21, 2008

Average Yardage, Punt Returns

Most seasons leading league

2	Claude Gibson, 1963-64
1	Bob Garner, 1962
	Rodger Bird, 1967

Highest punt return average, career (50 attempts)

12.59	Claude Gibson, 1963-65 (86-1,083)
11.31	Rodger Bird, 1966-68 (94-1,063)
10.97	Phillip Buchanan, 2002-04 (72-790)
10.43	Desmond Howard, 1997-98 (72-751)
10.40	Neal Colzie, 1975-78 (168-1,747)

Highest average, season (14 returns)

14.45	Claude Gibson, 1964 (29-419)
13.86	Cle Montgomery, 1984 (14-194)
13.65	Neal Colzie, 1975 (48-655)
13.64	Phillip Buchanan, 2003 (36-491)
13.61	George Atkinson, 1968 (36-490)

Highest average, rookie, season (14 returns)

13.65	Neal Colzie, 1975
13.61	George Atkinson, 1968
11.90	Phillip Buchanan, 2002
9.20	Alvin Wyatt, 1970
9.10	Tim Brown, 1988

Highest average, game (3 returns)

42.33	Neal Colzie, at Den.; Nov. 2, 1975 (3-127)
41.00	George Atkinson, at Buf.; Sept. 15, 1968 (5-205)
32.00	Phillip Buchanan, vs. NYJ; Nov. 9, 2003 (3-96)
30.67	Phillip Buchanan, at SD; Dec. 28, 2003 (3-92)
30.00	Ron Smith, vs. Dal.; Dec. 14, 1974 (3-90)

Touchdowns, Punt Returns

Most seasons leading league

1	Claude Gibson, 1963
	George Atkinson, 1968
	Alvin Wyatt, 1970
	Greg Pruitt, 1983
	Desmond Howard, 1998
	Phillip Buchanan, 2003
	Johnnie Lee Higgins, 2008

Most touchdowns, career

3	Claude Gibson, 1963-65
	George Atkinson, 1968-77
	Tim Brown, 1988-2003
	Phillip Buchanan, 2002-04
	Johnnie Lee Higgins, 2007-10
2	Desmond Howard, 1997-98
1	Seven tied

Most touchdowns, season

3	Johnnie Lee Higgins, 2008
2	Claude Gibson, 1963
	George Atkinson, 1968
	Desmond Howard, 1998
	Phillip Buchanan, 2003

Most touchdowns, game

1	24 times; last: Johnnie Lee Higgins, vs. Hou.; Dec. 21, 2008
---	--------------------------------------------------------------

KICKOFF RETURNS

Most seasons leading league, returns

- 2 Chris Carr, 2005-06
- 1 Jack Larscheid, 1960
- George Fleming, 1961
- Tim Brown, 1988
- Desmond Howard, 1997

Most kickoff returns, career

- 201 Chris Carr, 2005-07
- 113 Bo Roberson, 1962-65
- 110 Desmond Howard, 1997-98
- 104 Raghib Ismail, 1993-95
- 98 Napoleon Kaufman, 1995-2000

Most kickoff returns, season

- 73 Chris Carr, 2005
- 69 Chris Carr, 2006
- 61 Desmond Howard, 1997
- 59 Chris Carr, 2007
- 53 Doug Gabriel, 2004
- Jacoby Ford, 2010

Most kickoff returns, rookie, season

- 73 Chris Carr, 2005
- 53 Jacoby Ford, 2010
- 41 Tim Brown, 1988
- 35 Ira Matthews, 1979
- 32 George Atkinson, 1968

Most kickoff returns, game

- 10 Desmond Howard, at Sea.; Oct. 26, 1997
- 8 Raghib Ismail, at Sea.; Dec. 17, 1995
- 7 19 times, last: Jacoby Ford, vs. Mia.; Nov. 28, 2010

Kickoff Return Yards

Most seasons leading league

- 2 Chris Carr, 2005-06
- 1 Tim Brown, 1988

Most kickoff return yards, career

- 4,841 Chris Carr, 2005-07
- 2,791 Bo Roberson, 1962-65
- 2,358 Desmond Howard, 1997-98
- 2,234 Raghib Ismail, 1993-95
- 2,149 Napoleon Kaufman, 1995-2000
- 2,140 Clarence Davis, 1971-78

Most kickoff return yards, season

- 1,762 Chris Carr, 2006
- 1,752 Chris Carr, 2005
- 1,327 Chris Carr, 2007
- 1,318 Desmond Howard, 1997
- 1,280 Jacoby Ford, 2010

Most kickoff return yards, rookie, season

- 1,752 Chris Carr, 2005
- 1,280 Jacoby Ford, 2010
- 1,098 Tim Brown, 1988
- 873 Ira Matthews, 1979
- 802 George Atkinson, 1968

Most kickoff return yards, game

- 223 Desmond Howard, at Sea.; Oct. 26, 1997
- 220 Terry Kirby, at Sea.; Nov. 11, 2001
- 208 Jacoby Ford, vs. Mia.; Nov. 28, 2010
- 206 Chris Carr, at Bal.; Sept. 17, 2006
- 199 Doug Gabriel, at Hou.; Oct. 3, 2004

Longest kickoff return (All TDs)

- 104 Ira Matthews, vs. SD; Oct. 25, 1979
- 102 Harold Hart, at Mia.; Sept. 22, 1975
- 101 Jacoby Ford, vs. Cle.; Oct. 16, 2011
- Jacoby Ford, vs. Mia.; Nov. 28, 2010

Average Yards, Kickoff Returns

Most seasons leading league

- 1 Larry Brunson, 1979
- Tim Brown, 1988

Highest average, career (50 returns)

- 27.09 Clarence Davis, 1971-77 (79-2,140)
- 25.00 Jacoby Ford, 2010-13 (75-1,874)
- 24.91 George Atkinson, 1968-77 (76-1,893)
- 24.70 Bo Roberson, 1962-65 (113-2,791)
- 24.08 Chris Carr, 2005-07 (201-4,841)

Highest average, season (12 returns)

- 30.47 Harold Hart, 1975 (17-518)
- 28.40 Jack Larscheid, 1960 (30-852)
- 27.77 Bryan McCann, 2011 (13-361)
- 27.70 Bo Roberson, 1962 (27-748)
- 27.19 Clarence Davis, 1971 (27-734)

Highest average, game (3 returns)

- 53.00 Harold Hart, at Mia.; Sept. 22, 1975 (3-159)
- 49.67 Bryan McCann, at KC; Dec. 24, 2011 (3-149)
- 45.33 David Dunn, vs. Atl.; Nov. 26, 2000 (3-136)
- 45.00 Ira Matthews, vs. SD; Oct. 25, 1979 (4-180)
- 41.67 Bo Roberson, vs. SD; Sept. 30, 1962 (3-125)

Touchdowns, Kickoff Returns

Most seasons leading league

- 1 Bo Roberson, 1962
- Ira Matthews, 1979
- Tim Brown, 1988
- Jacoby Ford, 2010

Most touchdowns, career

- 4 Jacoby Ford, 2010-13
- 2 Terry Kirby, 2000-02
- Justin Miller, 2008-09

- 1 10 tied

Most touchdowns, season

- 3 Jacoby Ford, 2010
- 2 Justin Miller, 2008

- 1 13 times; last: Jacoby Ford, 2011

Most touchdowns, game

- 1 18 times; last: Jacoby Ford, vs. Cle.; Oct. 16, 2011

Combined Kick Returns

Most combined kick returns, career

- 369 Tim Brown, 1988-2003
- 278 Chris Carr, 2005-07
- 224 George Atkinson, 1968-77
- 186 Greg Pruitt, 1982-84
- 182 Desmond Howard, 1997-98

Most combined kick returns, season

- 107 Chris Carr, 2005
- 104 Chris Carr, 2006
- 94 Desmond Howard, 1998
- 90 Tim Brown, 1988
- 89 Greg Pruitt, 1983

Yards Gained, Combined Kick Returns

Most yards gained, career

- 5,295 Chris Carr, 2005-07
- 4,507 Tim Brown, 1988-2003
- 3,140 George Atkinson, 1968-77
- 3,109 Desmond Howard, 1997-98
- 2,845 Bo Roberson, 1962-65

Most yards gained, season

- 1,978 Chris Carr, 2006
- 1,938 Chris Carr, 2005
- 1,581 Desmond Howard, 1998
- 1,542 Tim Brown, 1988
- 1,528 Desmond Howard, 1997

Most yards gained, game

- 245 Chris Carr, at Bal.; Sept. 17, 2006
- 244 Desmond Howard, at Buf.; Dec. 13, 1998
- 230 George Atkinson, at Buf.; Sept. 15, 1968
- 227 Greg Pruitt, at Was.; Oct. 2, 1983
- 223 Desmond Howard, at Sea.; Oct. 26, 1997

Touchdowns, Combined Kick Return

Most TD, combined kick returns, career

- 4 Tim Brown, 1988-2003
- Jacoby Ford, 2010-13
- 3 Claude Gibson, 1963-65
- George Atkinson, 1968-77
- Terry Kirby, 2000-02
- Phillip Buchanon, 2002-04
- Johnnie Lee Higgins, 2007-10

INDIVIDUAL RECORDS

Most touchdowns, season

- 3 Johnnie Lee Higgins, 2008 (3 PR, 0 KR)
Jacobry Ford, 2010 (0 PR, 3 KR)
- 2 Claude Gibson, 1963 (2 PR, 0 KR)
George Atkinson, 1968 (2 PR, 0 KR)
Desmond Howard, 1998 (2 PR, 0 KR)
Terry Kirby, 2002 (1 PR, 1 KR)
Phillip Buchanon, 2003 (2 PR, 0 KR)
Justin Miller, 2008 (0 PR, 2 KR)

Most touchdowns, game

- 1 42 times, last: Jacobry Ford, vs. Cle.; Oct. 16, 2011

COMBINED NET YARDS

Rushing, receiving, interception returns, punt returns, kickoff returns and fumble returns


Combined Attempts

Most combined attempts, career

- 2,547 Marcus Allen, 1982-92
- 1,650 Mark van Egghen, 1974-81
- 1,501 Tim Brown, 1988-2003
- 1,377 Clem Daniels, 1961-67
- 1,252 Darren McFadden, 2008-14
- 1,207 Napoleon Kaufman, 1995-2000
- 1,116 Pete Banaszak, 1966-78
- 1,026 Charlie Smith, 1968-74
- 1,008 Tyrone Wheatley, 1999-2004
- 1,001 Marv Hubbard, 1969-75
- 989 Clarence Davis, 1971-78
- 981 Harvey Williams, 1994-98
- 926 Hewrit Dixon, 1966-70
- 923 Justin Fargas, 2003-09

Most combined attempts, season

- 449 Marcus Allen, 1985
- 342 LaMont Jordan, 2005
- 342 Marcus Allen, 1984
- 341 Harvey Williams, 1994
- 339 Mark van Egghen, 1977
- 336 Marcus Allen, 1983
- 313 Napoleon Kaufman, 1997
- 309 Harvey Williams, 1997
- 307 Latavius Murray, 2015
- 301 Mark van Egghen, 1978
- 293 Michael Bush, 2011
- 283 Charlie Garner, 2001
- 275 Mark van Egghen, 1979
- 274 Charlie Garner, 2002



WR Tim Brown

Darren McFadden, 2010

Combined Net Yards Gained

Most combined net yards gained, career

- 19,443 Tim Brown, 1988-2003
- 12,798 Marcus Allen, 1982-92
- 9,266 Clem Daniels, 1961-67
- 8,981 Fred Biletnikoff, 1965-78
- 8,969 Cliff Branch, 1972-85
- 8,048 Napoleon Kaufman, 1995-2000
- 7,486 Mark van Egghen, 1974-81
- 6,641 Clarence Davis, 1971-78
- 6,057 Darren McFadden, 2008-14
- 5,933 Todd Christensen, 1979-88
- 5,394 Chris Carr, 2005-07
- 5,374 Charlie Smith, 1968-74
- 5,147 Pete Banaszak, 1966-78
- 5,073 Marv Hubbard, 1969-75

Most combined net yards gained, season

- 2,317 Tim Brown, 1988
- 2,308 Marcus Allen, 1985
- 1,978 Chris Carr, 2006
- 1,938 Chris Carr, 2005
- 1,926 Marcus Allen, 1984
- 1,905 Jacobry Ford, 2010
- 1,904 Charlie Garner, 2002
- 1,812 Johnnie Lee Higgins, 2008
- 1,796 Tim Brown, 1994
- 1,784 Clem Daniels, 1963
- 1,726 Napoleon Kaufman, 1999
- 1,706 Tim Brown, 1995
- 1,705 Doug Gabriel, 2004
- 1,697 Napoleon Kaufman, 1997
- 1,657 Darren McFadden, 2010
- 1,614 Clem Daniels, 1962
- 1,604 Marcus Allen, 1983
- 1,588 LaMont Jordan, 2005
- 1,552 Clem Daniels, 1964
- 1,489 Harvey Williams, 1995
- 1,453 Clem Daniels, 1966
- 1,452 Clem Daniels, 1965
- 1,434 Tim Brown, 1997
- 1,417 Charlie Garner, 2001
- 1,408 Mark van Egghen, 1977

Most combined net yards gained, rookie, season

- 2,317 Tim Brown, 1988
- 1,937 Chris Carr, 2005
- 1,905 Jacobry Ford, 2010
- 1,240 Arthur Whittington, 1978
- 1,152 Clarence Davis, 1971
- 1,108 Amari Cooper, 2015

270

TEAM RECORDS CHAMPIONSHIPS

League championships

- 4 American Football League: 1967
- National Football League: 1976, 1980, 1983

Conference championships

- 4 AFC: 1976, 1980, 1983, 2002

Times finishing first, regular season

- 15 AFL West: 1967, 1969
- AFC West: 1970, 1972, 1973, 1974, 1975, 1976, 1983, 1985, 1990, 2000, 2001, 2002
- AFC: 1982

Consecutive times finishing first, regular season

- 5 1972-76 (AFC West)
- 3 2000-02 (AFC West)
- 2 1969-70 (AFL West, AFC West)
- 1982-83 (AFC, AFC West)

GAMES WON

Most consecutive games won

- 14 Oct. 15, 1967 -- Oct. 6, 1968
- Oct. 10, 1976 -- Oct. 9, 1977
- 11 Oct. 27, 1968 -- Sept. 28, 1969
- 9 Sept. 22-Nov. 17, 1974
- Dec. 5, 1982 -- Sept. 25, 1983
- 8 Oct. 20-Dec. 22, 1963

Most consecutive games won, season

- 10 Oct. 15-Dec. 24, 1967
- Oct. 10-Dec. 12, 1976
- 9 Sept. 22-Nov. 17, 1974
- 8 Oct. 20-Dec. 22, 1963
- Oct. 27-Dec. 15, 1968
- 7 Oct. 26-Dec. 8, 1975

Most consecutive games without defeat

- 15 Oct. 27, 1968 -- Oct. 26, 1969
- 14 Oct. 15, 1967 -- Oct. 6, 1968
- Oct. 10, 1976 -- Oct. 9, 1977
- 9 Sept. 22-Nov. 17, 1974
- Dec. 5, 1982 -- Sept. 25, 1983

Most games won, regular season

- 13 1967
- 1976
- 12 1968
- 1969
- 1974
- 1983
- 1985
- 1990
- 2000
- 2016

Most consecutive games won, start of season

- 4 1968
- 1977
- 1983
- 1984
- 1990
- 2002

Most consecutive games won, end of season

- 10 1967
- 1976
- 8 1963
- 1968
- 6 1969
- 1972
- 1985

Most consecutive games without defeat, season

- 10 Oct. 15-Dec. 24, 1967
- Oct. 10-Dec. 12, 1976
- 9 Sept. 22-Nov. 17, 1974
- 8 Oct. 20-Dec. 22, 1963
- Oct. 27-Dec. 15, 1968
- 7 Oct. 26-Dec. 8, 1975
- Oct. 11-Nov. 22, 1970

Most consecutive games without defeat, start of season

- 7 1969
- 4 1968
- 1977
- 1983
- 1984
- 1990
- 2002

Most consecutive games without defeat, end of season

- 10 1967
- 1976
- 8 1963
- 1968
- 6 1969
- 1972
- 1985

Most consecutive home games won

- 18 1968-70
- 10 1989-90
- 2000-01
- 9 1966-68
- 1975-77
- 7 1973-74
- 1974-75
- 1982-83

Most consecutive home games won, Oakland

- 18 1968-70
- 10 2000-01
- 9 1966-68
- 1975-77
- 7 1973-74
- 1974-75



Super Bowl XV

Most consecutive home games won, Los Angeles

- 10 1989-90
- 7 1982-83
- 6 1985
- 5 1983-84
- 1990-91

Most consecutive home games without defeat

- 18 1968-70
- 10 1966-68
- 1989-90
- 2000-01
- 9 1975-77
- 8 1972-73

Most consecutive road games won

- 9 1967-68
- 1974-75
- 1976-77
- 6 1983-84
- 5 1986
- 2000
- 2016

Most consecutive road games without defeat

9	1967-68
	1974-75
	1976-77
7	1968-69
6	1983-84
5	1973
	1986
	2000
	2016

Most shutouts won or tied, season

2	1975
	1992

GAMES LOST

Most consecutive games lost

19	1961-62
16	2013-14
11	2005-06
	2006-07
8	1995-96
7	1987
	1991-92

Most consecutive games without victory

19	1961-62
16	2013-14
11	2005-06
	2006-07
8	1995-96
7	1987
	1991-92

Most games lost, regular season

14	2006
13	1962
	2014
12	1961
	1997
	2003
	2005
	2006
	2007
	2012
	2013

Most consecutive games lost, start of season

13	1962
10	2014
5	1964
	2006
4	1992

Most consecutive games lost, end of season

9	2006
6	1961
	1995
	2005
	2013

Most consecutive games without a victory, season

13	1962
10	2014
9	2006
7	1987
6	1961
	1964
	1987
	2005
	2007
	2012
	2013

Most consecutive games without a victory, start of season

13	1962
10	2014
6	1964
5	2006
4	1992

Most consecutive games without a victory, end of season

9	2006
6	1961
	1995
	2005
	2013

Most consecutive home games lost

11	1961-62
9	2013-14
6	2005-06
5	2006-07
4	1995
	1997
	2007-08
	2008
	2012
	2013

Most consecutive home games lost, Oakland

11	1961-62
9	2013-14
6	2005-06
5	2006-07
4	1995
	1997
	2004
	2007-08
	2008
	2012
	2013

Most consecutive home games lost, Los Angeles

3	1986
	1987
	1988
	1991-92

Most consecutive home games without victory

11	1961-62
9	2013-14
6	2005-06
5	2006-07

Most shutouts lost or tied, season

3	1981
	2006
2	1961

TIE GAMES

Most tie games, season

2	1964
	1970
	1971

Most consecutive tie games

2	Oct. 31-Nov. 7, 1971
---	----------------------

SCORING

Points

Seasons leading league, scoring

1967	(468 points)
1968	(453 points)
1969	(377 points)

Most consecutive seasons leading league

3	1967-69
---	---------

Most points, season

479	2000
468	1967
453	1968
450	2002
442	1983

Most points, game

59	at Denver; Oct. 24, 2010 (59-14)
52	vs. Houston Oilers; Dec. 22, 1963 (52-49)
	vs. Carolina; Dec. 24, 2000 (52-9)
	vs. Tennessee; Sept. 29, 2002 (52-25)
51	vs. Denver; Sept. 10, 1967 (51-0)
	vs. San Diego; Oct. 29, 1967 (51-10)
50	vs. Buffalo; Oct. 19, 1969 (50-21)
	vs. Atlanta; Oct. 14, 1979 (50-19)

Most points, both teams, game

- 101 vs. Houston Oilers; Dec. 22, 1963 (52-49 win)
- 87 vs. Kansas City; Dec. 15, 2013 (31-56 loss)
- 86 at Boston; Oct. 16, 1964 (43-43 tie)
- 80 at L.A. Chargers; Nov. 27, 1960 (52-28 loss)
- vs. Seattle; Dec. 18, 1988 (43-37 loss)
- vs. Kansas City; Nov. 5, 2000 (49-31 win)
- at Buffalo; Oct. 6, 2002 (49-31 win)

Fewest points, both teams, game

- 6 at San Diego; Oct. 5, 1975 (6-0 win)
- 9 vs. Chicago; Dec. 27, 1987 (6-3 loss)
- 10 vs. Cleveland; Nov. 18, 1973 (7-3 loss)
- 12 at Buffalo; Oct. 5, 1963 (12-0 loss)
- vs. Denver; Dec. 1, 1980 (9-3 win)
- at San Francisco; Nov. 13, 1988 (9-3 win)

Most points, shutout victory

- 51 vs. Denver; Sept. 10, 1967
- 45 vs. Tampa Bay; Dec. 19, 1999
- 42 vs. N.Y. Giants; Nov. 4, 1973
- 34 at Cincinnati; Nov. 24, 1968
- at San Diego; Sept. 26, 1971
- at Houston Oilers; Oct. 9, 1972

Fewest points, shutout victory

- 6 at San Diego; Oct. 5, 1975 (6-0 win)

Most points overcome to win, game

- 24 vs. San Diego; Nov. 22, 1982 (28-24 win, 24-0 deficit)
- at Denver; Sept. 26, 1988 (30-27 win, 24-0 deficit)

Most points, each half

First:

- 38 at Denver; Oct. 24, 2010
- 31 vs. Tennessee; Sept. 29, 2002
- 30 at San Diego, Oct. 25, 2015
- 28 at Kansas City; Jan. 2, 2000 (OT)
- vs. Kansas City; Nov. 5, 2000
- vs. Cleveland; Sept. 24, 2000
- vs. Seattle; Sept. 8, 2002

Second:

- 31 at Indianapolis; Sept. 10, 2000
- 29 vs. Buffalo; Dec. 4, 2016
- 28 vs. Tampa Bay; Dec. 19, 1999
- vs. Carolina; Dec. 24, 2000
- at Buffalo; Oct. 6, 2002
- 26 at Atlanta; Sept. 14, 1997

Most points, one quarter

- 24 at Indianapolis (third qtr.); Sept. 10, 2000
- at Denver (first qtr.); Oct. 24, 2010
- 22 at New Orleans (fourth qtr.); Sept. 11, 2016
- vs. Tampa Bay (fourth qtr.); Nov. 4, 2012
- 21 14 times; last: at Min. (second qtr.); Nov. 20, 2011

Most points, each quarter

First:

- 24 at Denver; Oct. 24, 2010

Second:

- 21 Seven times; last: at Min.; Nov. 20, 2011

Third:

- 24 at Indianapolis; Sept. 10, 2000

Fourth:

- 22 at New Orleans; Sept. 11, 2016
- vs. Tampa Bay; Nov. 4, 2012

Most consecutive games scoring

- 216 Sept. 18, 1966 – Sept. 20, 1981

Touchdowns

Seasons leading league, overall touchdowns

- 1967 (58)
- 1968 (55)
- 1969 (45)

Most consecutive seasons leading league, overall TDs

- 3 1967-69

Most overall touchdowns, season

- 58 1967
- 2000
- 55 1968
- 54 1983
- 53 2002

Fewest overall touchdowns, season

- 16 2006
- 17 2009
- 27 1962
- 2008
- 28 2012
- 2014

Most overall touchdowns, game

- 8 at Denver; Oct. 24, 2010
- 7 vs. N.Y. Jets; Oct. 20, 1963
- vs. Houston Oilers; Dec. 22, 1963
- vs. Denver; Sept. 10, 1967
- vs. San Diego; Oct. 29, 1967
- vs. New Orleans; Nov. 9, 1975
- vs. Tampa Bay; Nov. 28, 1976
- vs. Kansas City; Nov. 5, 2000
- vs. Carolina; Dec. 24, 2000
- vs. Tennessee; Sept. 29, 2002
- at Buffalo; Oct. 6, 2002

Most overall touchdowns, both teams, game

- 14 Hou.O. (7) at Oak. (7); Dec. 22, 1963

Most consecutive games, scoring TD

- 97 Sept. 18, 1966 – Sept. 16, 1973

Points After Touchdown

Most (one-point) PAT, season

- 56 1967
- 2000
- 54 1968
- 51 1983
- 50 2002

Fewest (1-point) PAT, season

- 16 2006
- 17 2009
- 20 1962
- 24 1961
- 25 2008
- 2012

Most (1-point) PAT, game

- 8 at Denver; Oct. 24, 2010
- 7 vs. N.Y. Jets; Oct. 20, 1963
- vs. Houston Oilers; Dec. 22, 1963
- vs. San Diego; Oct. 29, 1967
- vs. Tampa Bay; Nov. 28, 1976
- vs. Kansas City; Nov. 5, 2000
- vs. Carolina; Dec. 24, 2000
- vs. Tennessee; Sept. 29, 2002
- at Buffalo; Oct. 6, 2002

Most (1-point) PAT, both teams, game

- 14 Hou.O. (7) at Oak. (7); Dec. 22, 1963
- 12 KC (8) at Oak. (4); Dec. 15, 2013

Most two-point conversions, season

- 5 2016
- 2 1960
- 1961
- 1962
- 1997
- 2002
- 2007
- 2012
- 2017

Most two-point conversions, game

- 2 at New Orleans; Sept. 11, 2016
- vs. San Diego; Sept. 30, 1962

Most two-point conversions, both teams, game

- 2 Seven times; last: Oak. (2) at NO (0); Sept. 11, 2016

Field Goals

Seasons leading league, field goals

- 1964 (15)
- 1993 (35)
- 2010 (33)

Most field goals attempted, season

- 44 1993
- 41 2010
- 38 1999
- 37 1969

TEAM RECORDS

Fewest field goals attempted, season

16	1982
17	1974
19	1963
	1976
20	1978
	1990

Most field goals attempted, game

6	at San Diego; Sept. 14, 1980 (OT)
	vs. Phoenix; Dec. 10, 1989
	at San Diego; Oct. 29, 2000
	at Chicago; Oct. 5, 2003
	at Arizona; Sept. 26, 2010
	vs. Chicago; Nov. 27, 2011
	vs. Kansas City; Dec. 16, 2012
	vs. Tennessee; Nov. 24, 2013

Most field goals attempted, both teams, game

9	Pit. (5) at Oak. (4); Nov. 11, 1973
	LARai. (5) at Cin. (4); Nov. 28, 1993
	Oak. (6) at Chi. (3); Oct. 5, 2003
	Ten. (3) at Oak. (6); Nov. 24, 2013

Most field goals, season

35	1993
33	2010
31	2011
	2012

Fewest field goals, season

6	1960
8	1963
	1976
9	1962
10	1982

Most field goals, game

6	vs. Chicago; Nov. 27, 2011
5	vs. Denver; Dec. 11, 1994
	at San Diego; Oct. 29, 2000
	at Chicago; Oct. 5, 2003
	at Minnesota; Nov. 18, 2007
	vs. Kansas City; Dec. 16, 2012

Most field goals, both teams, game

8	Oak. (5) at Chi. (3); Oct. 5, 2003
	Chi. (2) at Oak. (6); Nov. 27, 2011

Most consecutive field goals made

17	Oct. 16, 1994-Oct. 8, 1995
16	Dec. 6, 2009-Nov. 28, 2010
15	Dec. 30, 1990-Dec. 8, 1991
	Dec. 18, 2011-Dec. 2, 2012
14	Nov. 6, 2016-Present
	Sept. 5-Dec. 19, 1993

Safeties

Most safeties, season

3	1981
2	1963
	1968
	1975
	1983
	1984
	1996
	2000
	2008
	2010
	2015

Most safeties, game

2	vs. San Diego; Oct. 26, 1975
1	43 times; last: vs. SD; Dec. 24, 2015

Most safeties, both teams, game

2	SD (0) at Oak. (2); Oct. 26, 1975
---	-----------------------------------

FIRST DOWNS

Seasons leading league, first downs

1968	(287)
1970	(270)
1972	(297)
1977	(305)
2002	(366)

Most first downs, season

366	2002
356	1983
337	2000
334	2016
328	2011
326	1999

Fewest first downs, season

175	1982
187	1962
200	1961
225	1965
	2008

Most first downs, rushing, season

159	1975
156	1977
145	1972
143	1983
137	1976

Fewest first downs, rushing, season

56	2014
63	1964
65	1961
	1982
70	1966

Most first downs, passing, season

226	2002
200	2012
198	2016
196	1999
195	2001
193	2015

Fewest first downs, passing, season

95	1982
100	1962
110	1971
116	1961
122	1972

Most first downs, penalty, season

38	2016
36	1996
35	1987
34	2010
33	2015
32	1983
	2000
	2011

Fewest first downs, penalty, season

12	1966
15	1962
	1982
	1990
	2008



2002 AFC Championship

NET YARDS GAINED

Seasons leading league, yards gained

1968 (5,696)
1970 (4,829)
2002 (6,237)

Most yards gained, season

6,237 2002
6,072 2011
5,973 2016
5,776 2000
5,696 1968
5,693 1999

Fewest yards gained, season

2,955 1982
3,285 1961
3,687 1962
3,939 2006
3,998 1965

Most yards gained, game

626 at Tampa Bay; Oct. 30, 2016
vs. Denver; Oct. 25, 1964
604 at Cincinnati; Nov. 24, 1968
560 vs. Philadelphia; Nov. 3, 2013
553 vs. San Diego; Sept. 22, 1996
545 vs. Seattle; Oct. 31, 2010
544 vs. Cincinnati; Dec. 7, 1969

Fewest yards gained, game

58 vs. San Diego; Oct. 22, 1961
77 vs. Atlanta; Nov. 2, 2008
93 at Kansas City; Dec. 7, 1997
98 vs. Pittsburgh; Oct. 29, 2006
99 at Houston Oilers; Sept. 9, 1961

Most yards gained, both teams, game

1,139 Oak. (626) at TB (513); Oct. 30, 2016
1,102 Phi. (542) at Oak. (560); Nov. 3, 2013
1,047 LARai. (454) at SD (593); Nov. 10, 1985
1,037 Oak. (440) at Pit. (597); Nov. 8, 2015
1,008 HouO. (468) at Oak. (540); Dec. 22, 1963
986 KC (513) at Oak. (473); Nov. 5, 2000
983 SD (463) at Oak. (520); Jan. 1, 2012

Fewest yards gained, both teams, game

262 Oak. (160) at Den. (102); Nov. 20, 1966
347 Oak. (286) at KC (61); Nov. 8, 1963
Sea. (159) at LARai. (188); Nov. 15, 1992
354 SD (195) at Oak. (159); Oct. 11, 1998
357 Oak. (264) at SD (93); Oct. 5, 1975

Most consecutive games, 400-or-more yards gained

5 Oct. 27-Nov. 24, 1968
4 Nov. 23-Dec. 17, 1967
Nov. 9-30, 1975
Sept. 8-Oct. 6, 2002
3 Oct. 10-25, 1964
Oct. 22-Nov. 4, 1973
Nov. 30-Dec. 13, 1987
Nov. 4-18, 2012
Oct. 25-Nov. 8, 2015

Most consecutive games, 300-or-more yards gained

14 Oct. 16, 2011-Sept. 23, 2012
11 Oct. 16, 1983-Sept. 2, 1984
10 Dec. 22, 2001-Oct. 27, 2002
9 Sept. 30-Dec. 2, 2001
8 Oct. 22-Dec. 17, 1967
Oct. 24, 1976-Sept. 18, 1977
Nov. 18, 1979-Sept. 21, 1980
Oct. 18-Dec. 7, 1981

RUSHING

Most rushing attempts, season

681 1977
643 1975
577 1978
561 1974
557 1976

Fewest rushing attempts, season

292 1982
327 2004
331 1964
337 2014
350 1961

Most rushing attempts, game

64 vs. Buffalo; Nov. 28, 1977
62 vs. Atlanta; Nov. 30, 1975 (OT)
61 vs. Kansas City; Dec. 8, 1973
60 vs. Kansas City; Dec. 28, 2002
59 vs. San Diego; Sept. 18, 1977

Fewest rushing attempts, game

7 at Buffalo; Oct. 5, 1963
9 vs. Kansas City; Dec. 5, 2004
10 vs. Boston; Dec. 9, 1961
vs. Boston; Sept. 22, 1963
at Tennessee; Sept. 7, 2003

Most rushing attempts, both teams, game

105 Atl. (43) at Oak. (62); Nov. 30, 1975 (OT)
88 Oak. (30) at SD (58); Nov. 20, 1977
85 Oak. (58) at GB (27); Sept. 17, 1978
HouO. (52) at Oak. (33); Oct. 8, 1978
83 Five times; last: Den. (46) at LARai. (37); Oct. 28, 1984 (OT)

Fewest rushing attempts, both teams, game

35 Oak. (17) at Pit. (18); Sept. 15, 2002
36 Oak. (14) at Den. (22); Nov. 11, 2002
37 Ten. (16) at Oak. (21); Sept. 29, 2002
38 Oak. (10) at Ten. (28); Sept. 7, 2003
40 Three times; last: SD (20) at Oak. (20); Sept. 10, 2012

Yards Gained

Most yards, rushing, season

2,627 1977
2,573 1975
2,510 1973
2,494 2010
2,470 2000

Fewest yards, rushing, season

1,080 1982
1,234 1961
1,240 2014
1,295 2004
1,369 2005

Most yards, rushing, game

356 at Seattle; Nov. 30, 1987
348 at Green Bay; Sept. 17, 1978
328 at Denver; Oct. 24, 2010
309 vs. Cincinnati; Dec. 7, 1969
307 vs. Buffalo; Nov. 28, 1977
300 at Kansas City; Sept. 14, 2008

Fewest yards, rushing, game

2 vs. San Diego; Oct. 22, 1961
8 vs. Kansas City; Dec. 3, 1995
13 vs. San Diego; Oct. 5, 1997
16 at Miami; Sept. 2, 1966
vs. Miami; Nov. 28, 2010

Most yards, rushing, both teams, game

440 Oak. (299) at Mia. (141); Sept. 30, 2007
436 Atl. (150) at Oak. (286); Nov. 30, 1975 (OT)
Oak. (194) at KC (242); Oct. 3, 1977
435 NYJ (316) at Oak. (119); Oct. 25, 2009
434 Cin. (169) at Oak. (265); Oct. 27, 1968

Fewest yards, rushing, both teams, game

61 Oak. (27) at Den. (34); Dec. 13, 2015
77 SD (32) at Oak. (45); Sept. 10, 2012
91 NO (59) at Oak. (32); Nov. 9, 1997
95 Oak. (46) at SD (49); Dec. 26, 1999
104 Oak. (77) at Den. (27); Nov. 11, 2002
Oak. (83) at Phi. (21); Sept. 25, 2005

Average Gain, Rushing

Highest average gain, rushing, season

4.95	2010 (504-2,494)
4.77	1996 (456-2,174)
4.75	2000 (520-2,470)
4.63	1960 (444-2,056)
4.63	1987 (475-2,197)

Lowest average gain, rushing, season

3.29	1993 (433-1,425)
3.53	1961 (350-1,234)
3.53	1994 (428-1,512)
3.59	1979 (491-1,763)
3.66	1984 (516-1,886)

Touchdowns, Rushing

Most touchdowns, rushing, season

28	1975
23	1960
	2000
21	2002
20	1990
	1977
	1972

Fewest touchdowns, rushing, season

4	1969
	2012
	2014
5	2006
6	1998
	1986

Most touchdowns, rushing, game

5	at Indianapolis; Sept. 10, 2000
	at Denver; Oct. 24, 2010

4 13 times; last: vs. NYJ; Sept. 25, 2011

Most touchdowns, rushing, both teams, game

6	Oak. (2) at LACh. (4); Nov. 27, 1960
	Cin. (3) at Oak. (3); Oct. 20, 1974
	Oak. (3) at Mia. (3); Sept. 22, 1975
	Oak. (5) at Ind. (1); Sept. 10, 2000
5	32 times; last: Oak. (2) at Dal. (3); Nov. 28, 2013

PASSING Attempts

Most passes attempted, season

629	2012
	2014
619	2002
605	2015
596	2016
591	2005
582	2004

Fewest passes attempted, season

267	1982
324	1977
335	1974
336	1990
348	1971

Most passes attempted, game


65	at Pittsburgh; Sept. 15, 2002 (43 comp.)
62	vs. Tampa Bay; Nov. 4, 2012 (40 comp.)
60	vs. Kansas City; Oct. 5, 1980 (26 comp.)
59	at Tampa Bay; Oct. 30, 2016 (40 comp.)
	vs. Cleveland; Sept. 20, 1992 (33 comp.)
57	vs. San Diego; Sept. 22, 1996 (34 comp.)
56	three times; last: at KC; Dec. 14, 2014 (27 comp.)

Fewest passes attempted, game

9	at Kansas City; Dec. 8, 1974 (3 comp.)
10	vs. Miami; Sept. 23, 1973 (4 comp.)
10	at Cincinnati; Nov. 24, 1991 (4 comp.)
11	at San Francisco; Oct. 27, 1974 (6 comp.)
12	Five times; last: at Den.; Nov. 23, 2008 (11 comp.)

Most passes attempted, both teams, game

99	Oak. (65) at Pit. (34); Sept. 15, 2002
98	Ten. (61) at Oak. (37); Dec. 19, 2004
94	Was. (63) at LARai. (31); Oct. 29, 1989
	Oak. (45) at Den. (49); Oct. 16, 1995
	Oak. (42) at Phi. (52); Sept. 25, 2005



QB Jim Plunkett

Fewest passes attempted, both teams, game

26	KC (6) at Oak. (20); Dec. 13, 1969
29	Oak. (16) at SD (13); Nov. 20, 1977
30	Oak. (27) at KC (3); Oct. 20, 1968
	SD (11) at Oak. (19); Sept. 11, 2006
31	KC (12) at Oak. (19); Dec. 12, 1970
	Oak. (18) at KC (13); Sept. 30, 1973

Completions

Most passes completed, season

418	2002
379	2016
376	2012
373	2015
365	2014
364	2001

Fewest passes completed, season

154	1982
174	1971
175	1962
183	1990
184	1977

Most passes completed, game

43	at Pittsburgh; Sept. 15, 2002 (65 att.)
40	at Tampa Bay; Oct. 30, 2016 (59 att.)
	vs. Tampa Bay; Nov. 4, 2012 (62 att.)
35	at Denver; Dec. 30, 2001 (49 att.)
	vs. San Diego; Oct. 20, 2002 (45 att.) (OT)
	at Kansas City; Oct. 27, 2002 (55 att.)

Fewest passes completed, game

3	at Kansas City; Dec. 8, 1974 (9 att.)
4	at Cincinnati; Nov. 24, 1991 (10 att.)
5	at Pittsburgh; Sept. 29, 1974 (12 att.)
	at San Diego; Nov. 20, 1977 (16 att.)
	at Seattle; Dec. 16, 2000 (17 att.)
	vs. Pittsburgh; Oct. 29, 2006 (14 att.)
	at Miami; Sept. 30, 2007 (12 att.)

Most passes completed, both teams, game

68	Oak. (34) at Den. (34); Nov. 11, 2002
63	Oak. (30) vs. Den. (33); Nov. 9, 2014
62	Oak. (30) vs. Bal. (32); Sept. 20, 2015
	Oak. (24) at SD (38); Oct. 25, 2015
61	Oak. (43) at Pit. (18); Sept. 15, 2002
	Ten. (40) at Oak. (21); Dec. 19, 2004
	Ten. (32) at Oak. (29); Sept. 29, 2002
	Det. (29) at Oak. (32); Dec. 18, 2011
60	Oak. (34) vs. Atl. (26); Sept. 18, 2016
	Pit. (36) at Oak. (24); Sept. 23, 2012

Fewest passes completed, both teams, game

10	Oak. (5) at SD (5); Nov. 20, 1977
12	Oak. (9) at Buf. (3); Oct. 20, 1962
	Oak. (8) at Cin. (4); Oct. 19, 1975
13	Den. (2) at Oak. (11); Sept. 10, 1967
	KC (2) at Oak. (11); Dec. 13, 1969
	Oak. (8) at GB (5); Sept. 24, 1972
	Oak. (10) at SD (3); Oct. 5, 1975

Yards Gained, Passing

Seasons leading league, passing yards

1969 (3,271)

2002 (4,475)

Most gross yards, passing, season

4,689 2002

4,292 2012

4,137 2016

4,129 2015

4,119 2011

4,019 2004

Most net yards, passing, season

4,475 2002

4,084 2012

4,051 2016

3,962 2011

3,879 2015

3,858 2004

Fewest net yards, passing, season

1,875 1982

2,051 1961

2,109 1977

2,128 1971

2,263 1973

Most net yards, passing, game

498 at Tampa Bay; Oct. 30, 2016

469 vs. Kansas City; Nov. 3, 1968

427 vs. Denver; Oct. 25, 1964

417 vs. San Diego; Jan. 1, 2012

vs. Kansas City; Oct. 19, 2017

402 vs. San Diego; Oct. 31, 1993

vs. Tampa Bay; Nov. 4, 2012

396 at Cincinnati; Nov. 24, 1968



QB Ken Stabler

Fewest net yards, passing, game

0 at San Diego; Dec. 28, 2003

10 vs. Atlanta; Nov. 2, 2008

12 at Kansas City; Dec. 8, 1974

17 vs. Pittsburgh; Oct. 29, 2006

19 at Cincinnati; Nov. 24, 1991

Most net yards, passing, both teams, game

824 Ten. (466) at Oak. (358); Dec. 19, 2004

764 Phi. (414) at Oak. (350); Nov. 3, 2013

761 Ten. (387) at Oak. (374); Sept. 29, 2002

752 Oak. (353) at Buf. (399); Oct. 6, 2002

748 KC (331) at Oak. (417); Oct. 19, 2017

727 SD (310) at Oak. (417); Jan. 1, 2012

Fewest net yards, passing, both teams, game

50 Oak. (72) at SD (-22); Oct. 5, 1975

74 Oak. (0) at SD (74); Dec. 28, 2003

77 Oak. (30) at SD (47); Nov. 20, 1977

101 Oak. (123) at KC (-22); Nov. 8, 1963

109 NYT (77) at Oak. (32); Oct. 29, 1961

Times Sacked

Most times sacked, season

72 2006

67 1998

64 1986

58 1997

1963

Fewest times sacked, season

12 1969

18 2016

19 1970

23 1982

24 1971

1972

1974

2017

Most times sacked, game

11 vs. Boston; Sept. 22, 1963

at Seattle; Dec. 8, 1986

10 at Kansas City; Sept. 6, 1998

9 Eight times; last: at KC; Oct. 13, 2013

Most times sacked, both teams, game

17 Phi. (11) at LARai.; Nov. 30, 1986 (OT)

16 BosP. (5) at Oak. (11); Sept. 22, 1963

Oak. (5) at Buf. (11); Oct. 15, 1967

14 NYJ (10) at LARai. (4); Sept. 8, 1985

13 Four times; last: GB (8) at LARai. (5); Nov. 11, 1990

Fewest yards lost by sack/attempting to pass, season

86 2016

104 1969

124 2000

130 2017

155 2001

157 2011

Completion Percentage

Seasons leading league, completion percentage

1976 (64.3)

Highest completion percentage, season

67.5 2002 (418-619)

65.8 2001 (364-553)

64.3 1976 (232-361)

63.6 2016 (379-596)

62.2 2017 (347-558)

61.7 2015 (373-605)

Lowest completion percentage, season

39.2 1962 (175-446)

43.2 1963 (191-442)

44.2 1988 (219-496)

45.2 1965 (195-431)

47.1 1966 (212-450)

Touchdowns, Passing

Most touchdowns, passing, season

36 1969

34 2015

33 1967

1976

31 1983

1968

1963

Fewest touchdowns, passing, season

7 2006

9 2003

10 2009

11 1962

13 2008

Most touchdowns, passing, game

6 vs. Houston Oilers; Dec. 22, 1963

vs. Buffalo; Oct. 19, 1969

5 at San Diego; Oct. 27, 1963

vs. Denver; Dec. 15, 1963

vs. Denver; Oct. 25, 1964

at Boston; Oct. 22, 1967

at San Diego; Oct. 21, 1984

vs. San Diego; Sept. 22, 1996

vs. Carolina; Dec. 24, 2000

vs. Tennessee; Dec. 19, 2004

Most touchdowns, passing, both teams, game

11 HouO. (5) at Oak. (6); Dec. 22, 1963

9 Buf. (3) at Oak. (6); Oct. 19, 1969

SD (4) at Oak. (5); Sept. 22, 1996

Ten. (4) at Oak. (5); Dec. 19, 2004

Oak. (4) at BosP. (4); Oct. 16, 1964

SD (7) at Oak. (1); Nov. 22, 1981

Passes Had Intercepted

Most passes had intercepted, season

33	1964
31	1978
29	1962
28	1960
	1961
	1975
	1981
	1984

Fewest passes had intercepted, season

7	2016
9	2001
10	1990
	1997
	2002
11	2000
	2008

Most passes had intercepted, game

7	vs. Denver; Oct. 16, 1977
6	at San Diego; Nov. 1, 1964
	vs. Baltimore Colts.; Nov. 28, 1971
	vs. Miami; Dec. 6, 1998
	vs. Kansas City; Oct. 23, 2011

Most passes had intercepted, both teams, game

9	Oak. (4) at NYJ (5); Sept. 28, 1963
	Oak. (6) at SD (3); Nov. 1, 1964
	Oak. (4) at Mia. (5); Sept. 2, 1966
	Oak. (4) at Cle. (5); Oct. 6, 1974
8	10 times; last: KC (2) at Oak. (6); Oct. 23, 2011

PUNTING

Most punts, season

109	2014
98	1981
	1998
96	2003
	2009
93	1997

Fewest punts, season

47	1982
58	1972
59	1964
	1977
	2002

Most punts, game

16	vs. San Diego; Oct. 11, 1998
11	vs. Houston Oilers; Sept. 11, 1960
	vs. Boston; Sept. 22, 1963
	vs. Cleveland; Nov. 18, 1973
	vs. Carolina; Nov. 9, 2008
	vs. Kansas City; Nov. 15, 2009
	at Houston; Nov. 17, 2013
	at Kansas City; Dec. 14, 2014

Fewest punts, game

0	at Denver; Nov. 19, 1972
	at Kansas City; Oct. 3, 1977
	vs. Seattle; Dec. 16, 1979
	vs. Philadelphia; Sept. 24, 1995
	vs. Seattle; Dec. 5, 1999

Most punts, both teams, game

27	SD (11) at Oak. (16); Oct. 11, 1998
21	Cle. (10) at Oak. (11); Nov. 18, 1973
20	Car. (9) at Oak. (11); Nov. 9, 2008
	Oak. (11) at Hou. (9); Nov. 17, 2013
19	Five times; last: Oak. (9) at SD (10); Dec. 28, 2003

Fewest punts, both teams, game

1	Sea. (1) at Oak. (0); Dec. 5, 1999
	SD (0) at Oak. (1); Jan. 1, 2012
2	Five times; last: Oak. (2) at Cin. (0); Dec. 10, 2006

Average Yardage

Highest gross average, punting, season

51.14	2009 (96-4,909)
50.77	2011 (78-3,960)
49.11	2007 (73-3,585)
48.79	2008 (90-4,391)
48.60	2016 (81-3,937)
47.76	2013 (86-4,107)
47.39	2017 (69-3,270)

Lowest gross average, punting, season

35.02	1972 (58-2,031)
37.34	1990 (62-2,315)
37.42	1962 (83-3,106)
38.91	1960 (76-2,958)
39.01	1970 (80-3,121)

PUNT RETURNS

Most punt returns, season

71	1985
67	1984
58	1983
	1975
56	1986

Fewest punt returns, season

15	1961
24	1972
	2004
25	2013
26	1960
27	1982
	1997

Most punt returns, game

9	vs. Denver; Sept. 10, 1967
	at Detroit; Dec. 10, 1984
8	at San Diego; Oct. 5, 1975
	vs. New England; Nov. 1, 1981
	vs. Cleveland; Nov. 16, 1986
	vs. San Diego; Oct. 11, 1998
	vs. Chicago; Nov. 11, 2007

Most punt returns, both teams, game

16	SD (8) at Oak. (8); Oct. 11, 1998
15	Cle. (7) at LARai. (8); Nov. 16, 1986
14	Chi. (6) at Oak. (8); Nov. 11, 2007
	Car. (7) at Oak. (7); Nov. 9, 2008
12	Four times; last: KC (9) at Oak. (3); Nov. 15, 2009

Fair Catches

Most fair catches, season

32	2001
28	1969
26	1967
	2002
24	1996

Most fair catches, game

5	vs. Atlanta; Nov. 26, 2000
	vs. San Diego; Oct. 20, 2002 (OT)

Yards Gained

Most yards, punt returns, season

785	1985
688	1975
667	1968
666	1983
	1984

Fewest yards, punt returns, season

66	1972
117	1961
132	2004
151	1960
173	2012

Most yards, punt returns, game

225	at Buffalo; Sept. 15, 1968 (7 ret.)
157	vs. Tennessee; Sept. 29, 2002 (2 ret.)
152	at Detroit; Dec. 10, 1984 (9 ret.)
143	vs. Denver; Sept. 10, 1967 (9 ret.)
142	vs. San Diego; Oct. 29, 1967 (6 ret.)

Most yards, punt returns, both teams, game

244	Oak. (225) at Buf. (19); Sept. 15, 1968
207	Oak. (112) at Buf. (95); Dec. 13, 1998
198	Sea. (65) at Oak. (133); Nov. 15, 1998
196	Phi. (99) at LARai. (97); Nov. 30, 1986 (OT)
187	LARai. (152) at Det. (35); Dec. 10, 1984

Average Yards Returning Punts

Highest average, punt returns, season

13.55	1964 (33-447)
12.96	2008 (44-570)
12.95	2003 (38-492)
12.59	1967 (51-642)
12.18	1994 (40-487)

Lowest average, punt returns, season

2.75	1972 (24-66)
4.92	2009 (36-177)
5.09	2012 (34-173)
5.11	1979 (35-179)
5.50	2004 (24-132)

Touchdowns Returning Punts

Most touchdowns, punt returns, season

3	2008
2	1963
	1968
	1998
	2002
	2003

Most touchdowns, punt returns, game

2	vs. Tennessee; Sept. 29, 2002
1	22 times; last: vs. Hou.; Dec. 21, 2008

Most touchdowns, punt returns, both teams, game

2	Phi. (1) at LARai. (1); Nov. 30, 1986 (OT)
	Sea. (1) at Oak. (1); Nov. 15, 1998
	Ten. (0) at Oak. (2); Sept. 29, 2002

KICKOFF RETURNS

Most kickoff returns, season

83	2004
81	1997
80	2005
78	2007
	2008

Fewest kickoff returns, season

24	2016
34	2017
36	1982
38	1972
39	1973

Most kickoff returns, game

10	at Seattle; Oct. 26, 1997
9	vs. Seattle; Dec. 18, 1988
9	vs. San Diego; Nov. 22, 1981
8	16 times; last: vs. Mia.; Nov. 28, 2010

Most kickoff returns, both teams, game

18	HouO. (10) at Oak. (8); Dec. 22, 1963
17	Sea. (8) at LARai. (9); Dec. 18, 1988
	Oak. (10) at Sea. (7); Oct. 26, 1997
15	Oak. (6) at BosP. (9); Oct. 16, 1964 (OT)
	Den. (8) at Oak. (7); Dec. 19, 2010

Yards Gained

Most yards, kickoff returns, season

1,832	2005
1,811	2006
1,777	2008
1,700	2004
1,699	1997

Fewest yards, kickoff returns, season

534	2016
738	2017
744	1992
754	1982
813	1972

Most yards, kickoff returns, game

223	at Seattle; Oct. 26, 1997 (10 ret.)
222	vs. Green Bay; Nov. 11, 1990 (8 ret.)
220	at Seattle; Nov. 11, 2001 (7 ret.)
215	vs. Miami; Nov. 28, 2010 (8 ret.)
206	at Baltimore; Sept. 17, 2006 (7 ret.)

Most yards, kickoff returns, both teams, game

388	Oak. (223) at Sea. (165); Oct. 26, 1997
384	HouO. (269) at Oak. (115); Dec. 22, 1963
369	Oak. (206) at Bal. (163); Sept. 17, 2006
362	SD (269) at Oak. (93); Nov. 18, 2001
353	Sea. (198) at LARai. (155); Dec. 18, 1988

Average Yardage

Highest average, kickoff returns, season

25.96	1975 (51-1,324)
25.00	1964 (61-1,525)
24.81	2006 (73-1,811)
24.03	1973 (39-937)
23.87	1960 (63-1,504)

Lowest average, kickoff returns, season

17.30	1992 (43-744)
17.85	1991 (52-928)
18.17	2009 (66-1,199)
18.55	1977 (49-909)
18.56	1989 (54-1,002)

Touchdowns

Most touchdowns, kickoff returns, season

3	2010
2	1980
	2008

Most touchdowns, kickoff returns, game

1	18 times; last: vs. Cle.; Oct. 16, 2011
---	-----------------------------------------

Most TD, kickoff returns, both teams, game

2	NE (1) at Oak. (1); Dec. 14, 2008
1	33 times; last: Min. (1) at Oak. (0); Nov. 15, 2015

FUMBLES

Most fumbles, season

46	1983
42	1981
	1984
	2007
41	1960

Fewest fumbles, season

16	1965
	2011
17	2016
	1969
18	2000
19	1963
	1967

Most fumbles, game

9	vs. Seattle; Dec. 22, 1996
7	at Detroit; Dec. 10, 1984
	at Kansas City; Sept. 6, 1998
	vs. Denver; Oct. 4, 1981
6	Nine times; last: vs. KC; Dec. 26, 1998

Most fumbles, both teams, game

11	SF (5) at Oak. (6); Nov. 4, 1979
	Phi. (6) at LARai. (5); Nov. 30, 1986 (OT)
	Was. (8) at LARai. (3); Oct. 29, 1989
10	HouO. (7) at Oak. (3); Sept. 11, 1960
	Den. (4) at LARai. (6); Oct. 28, 1984 (OT)
	Sea. (1) at Oak. (9); Dec. 22, 1996

Fumbles Lost

Most fumbles lost, season

25	1983
24	1986
22	2006
21	1968
20	1962
	1975
	1980
	1981

Fewest fumbles lost, season

7	2016
	1969
	2011
9	1965
	1970
	1982
	2000
	2002
	2005

Most fumbles lost, game

6	vs. Seattle; Dec. 22, 1996
5	vs. Denver; Oct. 14, 1962
	at Seattle; Oct. 16, 1983
	at Dallas; Oct. 23, 1983
	at Kansas City; Sept. 6, 1998
	vs. Chicago; Sept. 26, 1999

Most fumbles lost, both teams, game

8	SF (4) at Oak. (4); Nov. 4, 1979
7	Den. (2) at Oak. (5); Oct. 14, 1962
	Oak. (3) at BosP. (4); Oct. 22, 1967
	Oak. (3) at Atl. (4); Dec. 5, 1971
	Min. (4) at Oak. (3); Dec. 11, 1977
	Den. (3) at LARai. (4); Oct. 28, 1984 (OT)
	Sea. (1) at Oak. (6); Dec. 22, 1996
	Chi. (2) at Oak. (5); Sept. 26, 1999

Fumbles Recovered

Most opponent fumbles recovered, season

22	1979
21	1977
	1995
19	1981
18	1989

Fewest opponent fumbles recovered, season

5	2006
	2014
6	1975
7	1992
	2001

Most opponent fumbles recovered, game

4	at Seattle; Nov. 1, 1998
	at Pittsburgh; Sept. 15, 2002
	at Minnesota; Nov. 18, 2007
3	Nine times; last: vs. SD; Oct. 10, 2010

Touchdowns

Most TD, opponent fumble recoveries, season

5	1978
3	1980
	1995
2	12 times; last: 2006

Most TD, opponent fumble recoveries, game

2	vs. Buffalo; Dec. 24, 1967
	vs. Philadelphia; Sept. 24, 1995
1	52 times; last: at Den.; Dec. 28, 2014

Most TD, opponent fumble recoveries, both teams, game

3	Buf. (1) at Oak. (2); Dec. 24, 1967
	Phi. (1) at Oak. (2); Sept. 24, 1995
2	Min. (1) at Oak. (1); Dec. 11, 1977
	KC (2) at Oak. (0); Oct. 5, 1980
	LARai. (1) at NE (1); Sept. 29, 1985
	Hou. (1) at Oak. (1); Dec. 3, 2006
	Oak. (1) at Den. (1); Dec. 28, 2014

TURNOVERS

Most turnovers, season

51	1964
49	1962
	1983
	1986
48	1975
	1981
	1984

Fewest turnovers, season

14	2016
19	2002
20	2000
23	2005
	2008
24	1982
	1990
	1997
	2015

Most turnovers, game

9	vs. San Francisco; Dec. 20, 1970
8	vs. Denver; Oct. 16, 1977
	vs. Kansas City; Oct. 5, 1980
	at Seattle; Oct. 16, 1983
7	Eight times; last: vs. Mia.; Dec. 6, 1998

Most turnovers, both teams, game

14	Oak. (4) at HouO. (10); Sept. 7, 1963
12	BosP. (7) at Oak. (5); Oct. 16, 1960
	Oak. (6) at NYT (6); Nov. 11, 1961
	Den. (5) at Oak. (7); Oct. 14, 1962
	Oak. (6) at NYJ (6); Sept. 28, 1963
	Was. (8) at LARai. (4); Oct. 29, 1989

PENALTIES

Seasons leading league, fewest penalties

(None)

Seasons leading league, most penalties

1963	(93)
1966	(80)
1968	(81)
1969	(100)
1975	(101)
1982	(86)
1984	(143)
1991	(117)
1993	(148)
1994	(156)
1995	(134)
1996	(156)
2016	(147)

Fewest penalties, season

53	1961
69	1962
	1965
71	1960
	1967

Most penalties, season

163	2011
156	1994
	1996
148	1993
	2010

Fewest penalties, game

0	at Boston; Oct. 26, 1962
	at Kansas City; Oct. 20, 1968
	vs. Denver; Dec. 19, 1971
	at San Diego; Dec. 4, 2005
1	12 times; last: vs. Sea.; Dec. 5, 1999

Most penalties, game

23	at Tampa Bay; Oct. 30, 2016
20	at Denver; Dec. 15, 1996
19	at Cleveland; Oct. 12, 2003
17	at Houston Oilers; Sept. 7, 1963
	at San Diego; Nov. 15, 1987
	at San Diego; Dec. 5, 1994
	at Tennessee; Sept. 7, 2003

Fewest penalties, both teams, game

1	Oak. (0) at SD (1); Dec. 4, 2005
2	Oak. (0) at BosP. (2); Oct. 26, 1962
	Oak. (0) at KC (2); Oct. 20, 1968
	Den. (2) at Oak. (0); Dec. 19, 1971
	Oak. (2) at KC (0); Dec. 8, 1974
	Sea. (1) at Oak. (1); Dec. 5, 1999

TEAM RECORDS

Most penalties, both teams, game

31	NYG (15) at Oak. (16); Sept. 13, 1998
30	Oak. (20) at Den. (10); Dec. 15, 1996
29	Oak. (23) at TB (6); Oct. 30, 2016
28	Oak. (17) at Ten. (11); Sept. 7, 2003
27	KC (12) at Oak. (15); Nov. 7, 2010 (OT)
26	Seven times; last: Oak. (16) vs. Bal. (10); Sept. 20, 2015

Yards Penalized

Fewest yards penalized, season

456	1961
661	1965
682	1990
695	1962
718	1960

Most yards penalized, season

1,358	2011
1,276	2010
1,274	1969
1,266	1996
1,251	2016
1,209	1984

Fewest yards penalized, game

0	at Boston; Oct. 26, 1962
	at Kansas City; Oct. 20, 1968
	vs. Denver; Dec. 19, 1971
	at San Diego; Dec. 4, 2005
3	vs. Buffalo; Nov. 24, 1966

Most yards penalized, game

200	at Tampa Bay; Oct. 30, 2016
186	at San Diego; Nov. 15, 1987
180	at San Diego; Oct. 26, 1969
176	at Boston; Sept. 28, 1969
173	at Kansas City; Oct. 3, 1993
	at Tennessee; Sept. 7, 2003

Fewest yards penalized, both teams, game

10	Oak. (0) at BosP. (10); Oct. 26, 1962
	Oak. (10) at KC (0); Dec. 8, 1974
15	Oak. (0) at SD (15); Dec. 4, 2005
19	Sea. (14) at Oak. (5); Dec. 5, 1999
24	Oak. (0) at KC (24); Oct. 20, 1968
	Oak. (14) at GB (10); Dec. 26, 1993

Most yards penalized, both teams, game

284	Oak. (173) at Ten. (111); Sept. 7, 2003
281	Oak. (176) at BosP. (105); Sept. 28, 1969
270	GB (151) at Oak. (119); Oct. 24, 1976
264	Oak. (200) at TB (64); Oct. 30, 2016
258	Oak. (157) at Den. (101); Dec. 15, 1996
258	LARai. (132) at KC (126); Sept. 16, 1984

--DEFENSIVE RECORDS--

SCORING

Seasons leading league, fewest points allowed (None)

Fewest points allowed, season

175	1973
200	1982
228	1974
230	1977
233	1967
	1968

Fewest points allowed, 16-game season

268	1990
278	1984
281	1992
283	1978
293	1996

Most points allowed, season

458	1961
453	2013
452	2014
443	2012
442	2004
433	2011

Most points allowed, game

56	vs. Kansas City; Dec. 15, 2013 (56-31 loss)
55	at Houston Oilers; Sept. 9, 1961 (55-0 loss)
	vs. San Diego; Nov. 22, 1981 (55-21 loss)
	at Baltimore; Nov. 11, 2012 (55-20 loss)
52	at L.A. Chargers; Nov. 27, 1960 (52-28 loss)
	at St. Louis Rams; Nov. 30, 2014 (52-0 loss)
49	vs. Houston Oilers; Dec. 22, 1963 (52-49 win)
	at Jacksonville; Dec. 23, 2007 (49-11 loss)
	vs. New England; Dec. 14, 2008 (49-26 loss)
	vs. Philadelphia; Nov. 3, 2013 (49-20 loss)

Fewest points allowed, shutout loss

12	at Buffalo; Oct. 5, 1963
16	at Detroit; Sept. 27, 1981
	at Seattle; Nov. 6, 2006
17	vs. Denver; Oct. 4, 1981
20	vs. St. Louis Rams; Dec. 17, 2006

Fewest overall touchdowns allowed, season

19	1973
24	1982
26	1968
	1990
27	1972
	1974



1990 Raider defense

Fewest overall touchdowns allowed, 16-game season

26	1990
31	1996
32	1992
33	1984
	1995

Most overall touchdowns allowed, season

61	1961
56	2004
54	2013
53	2011

Most overall touchdowns allowed, game

8	vs. San Diego; Nov. 22, 1981
	vs. Kansas City; Dec. 15, 2013
7	Nine times; last: at StLR.; Nov. 30, 2014

FIRST DOWNS ALLOWED

Fewest first downs allowed, season

182	1967
194	1973
204	1977
206	1982
211	1966

Fewest first downs allowed, 16-game season

264	1992
266	1990
	1999
267	2006
273	1985
	1998

Most first downs allowed, season

369	2011
367	2004
345	1997
344	2015
330	2013

Fewest first downs allowed, rushing, season

53	1982
60	1967
73	1985
83	1968
84	1966

Most first downs allowed, rushing, season

137	1979
135	1961
129	2008
127	2003
126	2009

Fewest first downs allowed, passing, season

92	1973
103	1967
104	1970
	1972
105	1977

Most first downs allowed, passing, season

210	2004
206	2011
	2015
202	2000
	2013
199	1997
190	2014

Fewest first downs allowed, by penalty, season

12	1962
13	1977
14	1973
15	2007
16	1961

Most first downs allowed, by penalty, season

58	2011
44	2010
	2015
43	1984
42	2004
37	1993

NET YARDS RUSHING AND PASSING

Fewest yards allowed, season

3,066	1982
3,160	1973
3,294	1967
3,629	1975
3,770	1969

Most yards allowed, season

6,201	2011
6,116	1997
6,001	2016
5,936	2004
5,904	2003
5,819	2013
5,818	2015

Fewest yards allowed, game

-5	vs. Denver; Sept. 10, 1967
61	at Kansas City; Nov. 8, 1963
83	at Boston; Oct. 22, 1967
89	at Houston Oilers; Oct. 9, 1972
93	at San Diego; Oct. 5, 1975
102	at Denver; Nov. 20, 1966

Most yards allowed, game

597	at Pittsburgh; Nov. 8, 2015
593	at San Diego; Nov. 10, 1985 (OT)
554	at Seattle; Oct. 26, 1997
548	vs. Green Bay; Dec. 22, 2003
542	vs. Philadelphia; Nov. 3, 2013

RUSHING DEFENSE

Seasons leading league, fewest rushing yards allowed

1967 (1,129)

Fewest attempts allowed, rushing, season

234	1982
352	1967
371	1963
383	2000
384	2002

Most attempts allowed, rushing, season

583	1978
548	2009
544	2003
542	2006
	2008

Fewest yards allowed, rushing, season

778	1982
1,129	1967
1,453	2002
1,466	1963
1,470	1973

Most yards allowed, rushing, season

2,555	2008
2,510	2003
2,488	2009
2,397	1962
2,382	1961

Fewest yards allowed, rushing, game

10	vs. N.Y. Jets; Dec. 10, 2000
	vs. Kansas City; Dec. 16, 2012
13	vs. Denver; Oct. 22, 1972
	vs. Buffalo; Dec. 21, 1974
14	at Miami; Nov. 19, 1990
16	vs. New Orleans; Nov. 20, 1994

Most yards allowed, rushing, game

319	at Seattle; Nov. 11, 2001
316	vs. N.Y. Jets; Oct. 25, 2009
306	vs. Buffalo; Nov. 18, 1962
299	vs. Denver; Nov. 6, 2011
296	at New England; Oct. 3, 1976

Fewest touchdowns allowed, rushing, season

4	1990
5	1973
7	1977
	1985
	1996

Most touchdowns allowed, rushing, season

36	1961
24	2007
	2009
23	2008
21	1962
	2003
	2004

Most touchdowns allowed, rushing, game

5	at San Diego; Sept. 17, 1961
	vs. San Diego; Oct. 22, 1961
	at Carolina; Nov. 2, 1997
4	13 times; last: at StL.; Nov. 30, 2014

PASSING DEFENSE

Seasons leading league, fewest passing yards allowed

1962	(2,306)
1963	(2,589)
1966	(2,118)
2006	(2,413)

Fewest attempts allowed, passing, season

339	1970
348	1972
359	1971
367	1974
	1977

Most attempts allowed, passing, season

641	2015
601	2011
588	2000
570	2002
564	1994

Fewest completions allowed, season

157	1970
164	1969
166	1972
169	1962
170	1973

Fewest completions allowed, game

2	vs. Denver; Sept. 10, 1967 (16 att.) at Kansas City; Oct. 20, 1968 (3 att.) vs. Kansas City; Dec. 13, 1969 (6 att.)
3	at Buffalo; Oct. 20, 1962 (11 att.) at N.Y. Jets; Oct. 10, 1964 (14 att.) at San Diego; Oct. 5, 1975 (13 att.)

Most completions allowed, season

404	2015
374	2013
361	2017
359	2000
347	2012
346	2002

Fewest yards allowed, net passing, season

1,690	1973
1,844	1975
2,089	1970
2,109	1969
2,111	1974

Most yards allowed, net passing, season

4,140	2015
4,120	2016
4,092	2013
4,023	2011
3,924	2004
3,870	1997

Fewest yards allowed, net passing, game

-53	vs. Denver; Sept. 10, 1967
-22	at Kansas City; Nov. 8, 1963 at San Diego; Oct. 5, 1975
-19	at Buffalo; Sept. 15, 1968
-5	vs. Houston; Dec. 3, 2006
-1	at Houston Oilers; Oct. 9, 1972

Most yards allowed, net passing, game

474	vs. Kansas City; Nov. 5, 2000
466	vs. Tennessee; Dec. 19, 2004
434	at Miami; Dec. 2, 1984
431	at Denver; Dec. 14, 1980
426	at San Diego; Nov. 10, 1985 (OT)

Lowest completion percentage allowed, season

38.9	1969 (164-422)
41.2	1967 (189-459)
42.4	1968 (189-446)
42.7	1965 (199-466)
43.0	1975 (171-398)

Highest completion percentage allowed, season

68.1	2013 (374-549) 2017 (361-530)
66.0	2012 (347-526)
63.8	2014 (343-538)
63.0	2015 (404-641)
61.8	2004 (315-510)

Fewest touchdowns allowed, passing, season

11	1982 1992
12	1973 1974
13	1968 1976

Most touchdowns allowed, passing, season

33	2013
31	2011
30	2004
29	2010 2014
28	1960 2012

Most touchdowns allowed, passing, game

7	vs. San Diego; Nov. 22, 1981 vs. Philadelphia; Nov. 3, 2013
5	vs. Houston Oilers; Dec. 22, 1963 at Seattle; Nov. 28, 1988 at Seattle; Oct. 26, 1997 at San Diego; Oct. 31, 2004 vs. Kansas City; Dec. 15, 2013 vs. Denver; Nov. 9, 2014

SACKS BY (since 1963; official in 1982)

Most sacks, season

67	1967
65	1985
64	1984
63	1986
57	1983

Fewest sacks, season

20	1961
22	2014
23	1962
25	2003
	2004
	2012
	2016

Most sacks, game

11	at Buffalo; Oct. 15, 1967 at Denver; Nov. 5, 1967 vs. Philadelphia; Nov. 30, 1986 (OT)
10	vs. Denver; Dec. 8, 1975 vs. Denver; Oct. 31, 1976 vs. N.Y. Jets; Sept. 8, 1985

Most opponent yards lost, attempting to pass, season

666	1967
516	1984
488	1985
484	1983
474	1975

Fewest opponent yards lost, attempting to pass, season

147	2016
157	2014
162	2003
168	1961
182	2004
185	2012
186	2007

INTERCEPTIONS BY

Seasons leading league, interceptions by

1975	(35)
1980	(35)

Most passes intercepted by, season

35	1963
	1975
	1980
30	1967
29	1962

Fewest passes intercepted by, season

5	2005
	2017
8	2009
9	2004
	2013
	2014
10	1997

Most passes intercepted, by, game

6	at Houston Oilers; Sept. 7, 1963 vs. L.A. Rams; Oct. 29, 1972
5	13 times; last: at Dal.; Nov. 9, 1986

Most touchdowns, interception returns, season

4	1965
	1967
	1968
	1969
	2000

Most touchdowns, interception returns, game

- 2 at Denver; Nov. 21, 1965
- at Kansas City; Nov. 23, 1967
- at Kansas City; Nov. 23, 1969
- at San Diego; Jan. 2, 1983
- at New England; Sept. 29, 1985
- vs. Pittsburgh; Oct. 29, 2006

Most touchdowns, interception returns, both teams, game

- 2 14 times; last: KC (2) at Oak. (0); Oct. 23, 2011

PUNT RETURNS

Fewest opponent punt returns, season

- 17 1982
- 21 2002
- 24 1990
- 26 1985
- 1971

Most opponent punt returns, season

- 47 2014
- 42 2013
- 37 1967
- 1969
- 35 5 times; last 2004

Fewest yards allowed, punt returns, season

- 71 1982
- 151 1969
- 153 1990
- 159 1985
- 168 1971

Most yards allowed, punt returns, season

- 787 1998
- 669 2003
- 593 2011
- 514 1981
- 513 2014

Lowest average allowed, punt returns, season

- 4.08 1969 (37-151)
- 4.18 1982 (17-71)
- 5.28 1968 (40-211)
- 5.61 1963 (33-185)
- 6.12 1985 (26-159)

Highest average allowed, punt returns, season

- 14.85 1998 (53-787)
- 14.76 2001 (34-502)
- 14.14 2002 (21-297)
- 13.48 2011 (44-593)
- 12.87 2003 (52-669)

Most touchdowns allowed, punt returns, season

- 2 1983
- 2007
- 2011
- 1 11 times; last: 2016

Most touchdowns allowed, punt returns, game

- 1 16 times; last: at KC; Dec. 8, 2016

KICKOFF RETURNS

Fewest opponent kickoff returns, season

- 15 2017
- 21 2014
- 30 2012
- 2013
- 35 1992
- 2015
- 39 1962

Most opponent kickoff returns, season

- 82 1967
- 80 2000
- 77 1999
- 75 1968
- 2001

Fewest yards allowed, kickoff returns, season

- 298 2017
- 613 2013
- 683 2014
- 690 1992
- 783 1993
- 795 2015

Most yards allowed, kickoff returns, season

- 1,826 2002
- 1,707 1967
- 1,689 2000
- 1,657 2001
- 1,652 1968

Most yards allowed, kickoff returns, game

- 269 vs. Houston Oilers; Dec. 22, 1963 (10 ret.)
- 269 vs. San Diego; Nov. 18, 2001 (7 ret.)
- 218 at Kansas City; Nov. 23, 1967 (10 ret.)
- 215 vs. San Diego; Jan. 1, 2012 (6 ret.)
- 207 vs. Cincinnati; Dec. 7, 1969 (7 ret.)

Lowest average allowed, kickoff returns, season

- 15.83 1977 (63-997)
- 16.89 1986 (63-1,064)
- 16.97 1989 (59-1,001)
- 17.40 1993 (45-783)
- 17.43 1984 (61-1,063)

Highest average allowed, kickoff returns, season

- 32.52 2014 (21-683)
- 28.93 2012 (30-868)
- 28.57 2006 (42-1,200)
- 25.86 2003 (57-1,474)
- 25.74 2011 (47-1,210)
- 25.67 2009 (42-1,078)

Most touchdowns allowed, kickoff returns, season

- 2 1989
- 2012
- 1 13 times; last: 2015

Most touchdowns allowed, kickoff returns, game

- 1 17 times; last: vs. Min.; Nov. 15, 2015

FUMBLES

Fewest opponent fumbles, season

- 12 2017
- 13 2011
- 14 1975
- 2004
- 2012
- 16 2006

Most opponent fumbles, season

- 40 1989
- 37 1995
- 36 1960
- 35 1973
- 1979

Most opponent fumbles, game

- 8 vs. Washington; Oct. 29, 1989
- 7 vs. Houston Oilers; Sept. 11, 1960
- vs. Buffalo; Oct. 19, 1969
- 6 Seven times; last: at Sea.; Nov. 1, 1998

Most opponent fumbles lost, game

- 5 vs. Buffalo; Oct. 19, 1969
- 4 13 times; last: at Min.; Nov. 18, 2007

TURNOVERS

Fewest takeaways, season

- 14 2014
- 2017
- 18 2004
- 19 1992
- 2005
- 2012

Most takeaways, season

- 52 1963
- 1980
- 47 1962
- 1977
- 46 1979

Most takeaways, game

- 10 at Houston Oilers; Sept. 7, 1963
- 8 vs. Washington; Oct. 29, 1989
- 7 Eight times; last: at SD; Sept. 14, 1980 (OT)

TEAM RECORDS

PENALTIES

Fewest opponent penalties, season

53	1982
54	1966
59	1960
61	1974
62	1961
	1975

Most opponent penalties, season

121	1984
120	2011
118	1986
117	1997
	2000
	2010

Fewest opponent penalties, game

0	at Kansas City; Dec. 8, 1974
0	at Houston Oilers; Dec. 9, 1962
1	25 times; last: at Den.; Dec. 28, 2014

Most opponent penalties, game

17	vs. Chicago; Sept. 26, 1999
15	at Houston Oilers; Sept. 11, 1988
	vs. N.Y. Giants; Sept. 13, 1998
14	Four times; last: vs. TB; Nov. 4, 2012

MISCELLANEOUS

Most blocked opponent kicks, season (since 1995)

5	2000
	2015
4	2004
	2011
	2013
3	1997
	2001
	2005
	2012

Most blocked opponent kicks, game (since 1995)

2	at Kansas City; Dec. 24, 2011 (OT)
	vs. San Diego; Oct. 10, 2010
	at New England; Sept. 8, 2005
	vs. Dallas; Oct. 7, 2001
	at San Francisco; Oct. 8, 2000

Largest margin, victory

51	(51-0) vs. Denver; Sept. 10, 1967
49	(56-7) vs. Houston Oilers; Dec. 21, 1969
45	(45-0) vs. Tampa Bay; Dec. 19, 1999
45	(59-14) at Denver; Oct. 24, 2010
43	(52-9) vs. Carolina; Dec. 24, 2000

Largest margin, defeat

55	(0-55) at Houston Oilers; Sept. 9, 1961
52	(0-52) at St. Louis Rams; Nov. 30, 2014
48	(3-51) at Buffalo; Jan. 20, 1991
44	(0-44) at San Diego; Sept. 17, 1961
38	(11-49) at Jacksonville; Dec. 23, 2007
	(0-38) vs. N.Y. Jets; Oct. 25, 2009



Super Bowl XVIII

ANNUAL LEADERS

PASSING

		Att	Comp	Yds	Pct	TD	Int
1960	Tom Flores	252	136	1,738	54.0	12	12
1961	Tom Flores	366	190	2,176	51.9	15	19
1962	Cotton Davidson	321	119	1,977	37.1	7	23
1963	Tom Flores	247	113	2,101	45.7	20	13
1964	Cotton Davidson	320	155	2,497	48.4	21	19
1965	Tom Flores	269	122	1,593	45.4	14	11
1966	Tom Flores	306	151	2,638	49.3	24	14
1967	Daryle Lamonica	425	220	3,228	51.8	30	20
1968	Daryle Lamonica	416	206	3,245	49.5	25	15
1969	Daryle Lamonica	426	221	3,302	51.9	34	25
1970	Daryle Lamonica	356	179	2,516	50.3	22	15
1971	Daryle Lamonica	242	118	1,717	48.8	16	16
1972	Daryle Lamonica	281	149	1,998	53.0	18	12
1973	Ken Stabler	260	163	1,997	62.7	14	10
1974	Ken Stabler	310	178	2,469	57.4	26	12
1975	Ken Stabler	293	171	2,296	58.4	16	24
1976	Ken Stabler	291	194	2,737	66.7	27	17
1977	Ken Stabler	294	169	2,176	57.5	20	20
1978	Ken Stabler	406	237	2,944	58.4	16	30
1979	Ken Stabler	498	304	3,615	60.1	26	22
1980	Jim Plunkett	320	165	2,299	51.6	18	16
1981	Marc Wilson	366	173	2,311	47.3	14	19
1982	Jim Plunkett	261	152	2,035	58.2	14	15
1983	Jim Plunkett	379	230	2,935	60.7	20	18
1984	Marc Wilson	282	153	2,151	54.3	15	17
1985	Marc Wilson	388	193	2,608	49.7	16	21
1986	Jim Plunkett	252	133	1,986	52.8	14	9
1987	Marc Wilson	266	152	2,070	57.0	12	8
1988	Jay Schroeder	256	113	1,839	44.1	13	13

		Att	Comp	Yds	Pct	TD	Int
1989	Steve Beuerlein	217	108	1,677	49.8	13	9
1990	Jay Schroeder	334	182	2,849	54.5	19	9
1991	Jay Schroeder	357	189	2,562	52.9	15	16
1992	Jay Schroeder	253	123	1,476	48.6	11	11
1993	Jeff Hostetler	419	236	3,242	56.3	14	10
1994	Jeff Hostetler	455	263	3,334	57.8	20	16
1995	Jeff Hostetler	286	172	1,998	60.1	12	9
1996	Jeff Hostetler	402	242	2,548	60.2	23	14
1997	Jeff George	521	290	3,917	55.7	29	9
1998	Donald Hollas	260	135	1,754	51.9	10	16
1999	Rich Gannon	515	304	3,840	59.0	24	14
2000	Rich Gannon	473	284	3,430	60.0	28	11
2001	Rich Gannon	549	361	3,528	65.8	27	9
2002	Rich Gannon	618	418	4,689	67.6	26	10
2003	Rich Gannon	225	125	1,274	55.6	6	4
2004	Kerry Collins	513	289	3,495	56.3	21	20
2005	Kerry Collins	565	302	3,759	53.5	20	12
2006	Andrew Walter	276	147	1,677	53.3	3	13
2007	Josh McCown	190	111	1,151	58.4	10	11
2008	JaMarcus Russell	368	198	2,423	53.8	13	8
2009	JaMarcus Russell	246	120	1,287	48.8	3	11
2010	Jason Campbell	329	194	2,387	59.0	13	8
2011	Carson Palmer	328	199	2,753	60.7	13	16
2012	Carson Palmer	565	345	4,018	61.1	22	14
2013	Terrelle Pryor	272	156	1,798	57.4	7	11
2014	Derek Carr	599	348	3,270	58.1	21	12
2015	Derek Carr	573	350	3,987	61.1	32	13
2016	Derek Carr	560	357	3,937	63.8	28	6
2017	Derek Carr	515	323	3,496	62.7	22	13

RUSHING

	No	Yds	Avg	TD	Lg
1960 Tony Teresa	139	608	4.4	6	83
1961 Wayne Crow	119	490	4.1	2	62
1962 Clem Daniels	161	766	4.8	7	72
1963 Clem Daniels	215	1,099	5.1	3	74
1964 Clem Daniels	173	824	4.8	2	42
1965 Clem Daniels	219	884	4.0	5	57
1966 Clem Daniels	204	801	3.9	7	64
1967 Clem Daniels	130	575	4.4	4	52
1968 Hewritt Dixon	206	865	4.2	2	28
1969 Charlie Smith	177	600	3.4	2	26
1970 Hewritt Dixon	197	861	4.4	1	39
1971 Marv Hubbard	181	867	4.8	5	20
1972 Marv Hubbard	219	1,100	5.0	4	39
1973 Marv Hubbard	193	903	4.7	6	50
1974 Marv Hubbard	188	865	4.6	4	32
1975 Pete Banaszak	187	672	3.6	16	27
1976 Mark van Eeghen.....	233	1,012	4.3	3	21
1977 Mark van Eeghen.....	324	1,273	3.9	7	27
1978 Mark van Eeghen	270	1,080	4.0	9	34
1979 Mark van Eeghen.....	223	818	3.7	7	19
1980 Mark van Eeghen.....	222	838	3.8	5	34
1981 Kenny King	170	828	4.9	0	60
1982 Marcus Allen	160	697	4.4	11	53
1983 Marcus Allen	266	1,014	3.8	9	19
1984 Marcus Allen	275	1,168	4.3	13	52
1985 Marcus Allen	380	1,759	4.6	11	61
1986 Marcus Allen	208	759	3.7	5	28
1987 Marcus Allen	200	754	3.8	5	44
1988 Marcus Allen	223	831	3.7	7	32
1989 Bo Jackson	173	950	5.5	4	92
1990 Bo Jackson	125	698	5.6	5	88
1991 Roger Craig	162	590	3.6	1	15
1992 Eric Dickerson	187	729	3.9	2	40
1993 Greg Robinson	156	591	3.8	1	16
1994 Harvey Williams	282	983	3.5	4	28
1995 Harvey Williams	255	1,114	4.4	9	60
1996 Napoleon Kaufman	150	874	5.8	1	77
1997 Napoleon Kaufman	272	1,294	4.8	6	83
1998 Napoleon Kaufman	217	921	4.2	2	80
1999 Tyrone Wheatley	242	936	3.9	8	30
2000 Tyrone Wheatley	232	1,046	4.5	9	80

	No	Yds	Avg	TD	Lg
2001 Charlie Garner	211	839	4.0	1	38
2002 Charlie Garner	182	962	5.3	7	36
2003 Tyrone Wheatley	159	678	4.3	4	41
2004 Amos Zereoue	112	425	3.8	3	55
2005 LaMont Jordan	272	1,025	3.8	9	26
2006 Justin Fargas	178	659	3.7	1	48
2007 Justin Fargas	222	1,009	4.6	4	48
2008 Justin Fargas	218	853	3.9	1	42
2009 Michael Bush	123	589	4.8	3	60
2010 Darren McFadden.....	223	1,157	5.2	7	57
2011 Michael Bush	256	977	3.8	7	44
2012 Darren McFadden.....	216	707	3.3	2	64
2013 Rashad Jennings.....	163	733	4.5	6	80
2014 Darren McFadden.....	155	534	3.5	2	25
2015 Latavius Murray	266	1,066	4.0	6	54
2016 Latavius Murray	195	788	4.0	12	42
2017 Marshawn Lynch.....	207	891	4.3	7	51



RB Mark van Eeghen

ANNUAL LEADERS

RECEIVING

	No	Yds	Avg	TD	Lg
1960 Billy Lott	49	524	10.7	1	28
1961 Doug Asad	42	592	14.1	2	51
1962 Max Boydston	30	374	12.5	0	58
1963 Art Powell	73	1,304	17.9	16	85
1964 Art Powell	76	1,361	17.9	11	77
1965 Art Powell	52	800	15.4	12	66
1966 Art Powell	53	1,026	19.4	11	46
1967 Hewritt Dixon	59	563	9.5	2	48
1968 Fred Biletnikoff	61	1,037	17.0	6	82
1969 Fred Biletnikoff	54	837	15.5	12	53
1970 Fred Biletnikoff	45	768	17.1	7	51
1971 Fred Biletnikoff	61	929	15.2	9	49
1972 Fred Biletnikoff	58	802	13.8	7	39
1973 Fred Biletnikoff	48	660	13.8	4	32
1974 Cliff Branch	60	1,092	18.2	13	67
1975 Cliff Branch	51	893	17.5	9	53
1976 Dave Casper	53	691	13.0	10	30
1977 Dave Casper	48	584	12.2	6	27
1978 Dave Casper	62	852	13.7	9	44
1979 Cliff Branch	59	844	14.3	6	66
1980 Bob Chandler	49	786	16.0	10	56
1981 Derrick Ramsey	52	674	13.0	4	66
1982 Todd Christensen	42	510	12.1	4	50
1983 Todd Christensen	92	1,247	13.6	12	45
1984 Todd Christensen	80	1,007	12.6	7	38
1985 Todd Christensen	82	987	12.0	6	48
1986 Todd Christensen	95	1,153	12.1	8	35
1987 Marcus Allen	51	410	8.0	0	39
1988 Tim Brown	43	725	16.9	5	65

	No	Yds	Avg	TD	Lg
1989 Mervyn Fernandez	57	1,069	18.8	9	75
1990 Mervyn Fernandez	52	839	16.1	5	66
1991 Ethan Horton	53	650	12.3	5	52
1992 Tim Brown	49	693	14.1	7	68
1993 Tim Brown	80	1,180	14.8	7	71
1994 Tim Brown	89	1,309	14.7	9	77
1995 Tim Brown	89	1,342	15.1	10	80
1996 Tim Brown	90	1,104	12.3	9	42
1997 Tim Brown	104	1,408	13.5	5	59
1998 Tim Brown	81	1,012	12.5	9	49
1999 Tim Brown	90	1,344	14.9	6	47
2000 Tim Brown	76	1,128	14.8	11	45
2001 Tim Brown	91	1,165	12.8	9	46
2002 Jerry Rice	92	1,211	13.2	7	75
2003 Jerry Rice	63	869	13.8	2	47
2004 Jerry Porter	64	998	15.6	9	52
2005 Jerry Porter	76	942	12.4	5	49
2006 Ronald Curry	62	727	11.7	1	39
2007 Ronald Curry	55	717	13.0	4	49
2008 Zach Miller	56	778	13.9	1	63
2009 Zach Miller	66	805	12.2	3	86
2010 Zach Miller	60	685	11.4	5	43
2011 D.Heyward-Bey	64	975	15.2	4	58
2012 Brandon Myers	79	806	10.2	4	29
2013 Rod Streater	60	888	14.8	4	66
2014 James Jones	73	666	9.1	6	42
2015 Michael Crabtree	85	922	10.8	9	38
2016 Michael Crabtree	89	1,003	11.3	8	56
2017 Michael Crabtree	58	618	10.7	8	41

SCORING

	TD	PAT	FG	Total
1960 Tony Teresa	10	0	0	60
1961 George Fleming	1	24	11	63
1962 Clem Daniels	8	0	0	48
1963 Art Powell	16	0	0	96
1964 Mike Mercer	0	34	15	79
1965 Clem Daniels	12	0	0	72
Art Powell	12	0	0	72
1966 Mike Eischeid	0	37	11	70
1967 George Blanda	0	56	20	116
1968 George Blanda	0	54	21	117
1969 George Blanda	0	45	20	105
1970 George Blanda	0	36	16	84
1971 George Blanda	0	41	15	86
1972 George Blanda	0	44	17	95
1973 George Blanda	0	31	23	100
1974 Cliff Branch	13	0	0	78
1975 Pete Banaszak	16	0	0	96
1976 Cliff Branch	12	0	0	72
1977 Errol Mann	0	39	20	99
1978 Errol Mann	0	33	12	69
1979 Jim Breech	0	41	18	95
1980 Chris Bahr	0	41	19	98
1981 Chris Bahr	0	27	14	69
1982 Marcus Allen	14	0	0	84
1983 Chris Bahr	0	51	21	114
1984 Marcus Allen	18	0	0	108
1985 Chris Bahr	0	40	20	100
1986 Chris Bahr	0	36	21	99
1987 Chris Bahr	0	27	19	84
1988 Chris Bahr	0	37	18	91
1989 Jeff Jaeger	0	34	23	103
1990 Jeff Jaeger	0	40	15	85
1991 Jeff Jaeger	0	29	29	116
1992 Jeff Jaeger	0	28	15	73
1993 Jeff Jaeger	0	27	35	132
1994 Jeff Jaeger	0	31	22	97
1995 Jeff Jaeger	0	22	13	61
1996 Cole Ford	0	36	24	108
1997 Cole Ford	0	33	13	72
James Jett	12	0	0	72
1998 Greg Davis	0	31	17	82

	TD	PAT	FG	Total
1999 Michael Husted	0	30	20	90
2000 Sebastian Janikowski	0	46	22	112
2001 Sebastian Janikowski	0	42	23	111
2002 Sebastian Janikowski	0	50	26	128
2003 Sebastian Janikowski	0	28	22	94
2004 Sebastian Janikowski	0	31	25	106
2005 Sebastian Janikowski	0	30	20	90
2006 Sebastian Janikowski	0	16	18	70
2007 Sebastian Janikowski	0	28	23	97
2008 Sebastian Janikowski	0	25	24	97
2009 Sebastian Janikowski	0	17	26	95
2010 Sebastian Janikowski	0	43	33	142
2011 Sebastian Janikowski	0	36	31	129
2012 Sebastian Janikowski	0	25	31	118
2013 Sebastian Janikowski	0	37	21	100
2014 Sebastian Janikowski	0	28	19	85
2015 Sebastian Janikowski	0	38	21	101
2016 Sebastian Janikowski	0	37	29	124
2017 Giorgio Tavecchio	0	33	16	81



K George Blanda

ANNUAL LEADERS

INTERCEPTIONS

	No	Yds	Avg	TD	Lg
1960 Eddie Macon	9	105	11.7	1	42
1961 Joe Cannavino	5	14	2.8	0	9
Fred Williamson	5	58	11.6	0	12
1962 Tom Morrow	10	141	14.1	0	36
1963 Tom Morrow	9	104	11.6	0	35
1964 Fred Williamson	6	40	6.7	0	28
1965 Warren Powers	5	56	11.2	0	21
1966 Warren Powers	5	88	17.6	0	35
1967 Willie Brown	7	33	4.7	1	25
1968 Dave Grayson	10	195	19.5	1	54
1969 Dave Grayson	8	132	16.5	1	76
1970 Kent McCloughan	5	5	1.0	0	5
1971 Nemiah Wilson	5	70	14.0	0	22
1972 George Atkinson	4	37	9.3	0	23
Willie Brown	4	26	6.5	0	13
Jack Tatum	4	91	22.8	0	56
Nemiah Wilson	4	48	12.0	0	32
1973 George Atkinson	3	48	16.0	0	36
Willie Brown	3	-1	-0.3	0	0
1974 Alonzo Thomas	6	70	11.7	1	34
1975 Charles Phillips	6	45	7.5	0	23
Alonzo Thomas	6	86	14.3	0	48
1976 Monte Johnson	4	40	10.0	0	22
1977 Jack Tatum	6	146	24.3	0	41
1978 Charles Phillips	6	121	20.2	1	42
1979 Lester Hayes	7	100	14.3	2	52
1980 Lester Hayes	13	273	21.0	1	62
1981 Lester Hayes	3	0	0.0	0	0
Odis McKinney	3	38	12.7	0	34
1982 Burgess Owens	4	56	14.0	0	35
1983 Vann McElroy	8	68	8.5	0	28
1984 Mike Haynes	6	220	36.7	1	97
1985 Lester Hayes	4	27	6.8	1	27
Mike Haynes	4	8	2.0	0	8
1986 Vann McElroy	7	105	15.0	0	28
1987 Vann McElroy	4	41	10.3	1	35
1988 Mike Haynes	3	30	10.0	0	30
Vann McElroy	3	17	5.7	0	13
1989 Eddie Anderson	5	233	46.6	2	87
1990 Eddie Anderson	3	49	16.3	0	31
Mike Harden	3	19	6.3	0	15

PUNT RETURNS

	No	Yds	Avg	TD	Lg
1960 Jack Larscheid	12	106	8.8	0	41
1961 Charles Fuller	4	52	13.0	0	25
1962 Bob Garner	20	162	8.1	0	25
1963 Claude Gibson	26	307	11.8	2	85
1964 Claude Gibson	29	419	14.4	0	58
1965 Claude Gibson	31	357	11.5	1	58
1966 Rodger Bird	37	323	8.7	0	42
1967 Rodger Bird	46	612	13.3	0	78
1968 George Atkinson	36	490	13.6	2	86
1969 George Atkinson	25	153	6.1	0	30
1970 Alvin Wyatt	25	231	9.2	1	63
1971 George Atkinson	20	159	8.0	0	34
1972 George Atkinson	10	33	3.3	0	8
1973 George Atkinson	41	336	8.2	1	63
1974 Ron Smith	41	486	11.9	0	55
1975 Neal Colzie	48	655	13.6	0	64
1976 Neal Colzie	41	448	10.9	0	32
1977 Neal Colzie	32	334	10.4	0	23
1978 Neal Colzie	47	310	6.6	0	24
1979 Ira Matthews	32	165	5.2	0	20
1980 Ira Matthews	48	421	8.8	0	34
1981 Ted Watts	35	284	8.1	1	52
1982 Greg Pruitt	27	209	7.7	0	25
1983 Greg Pruitt	58	666	11.5	1	97
1984 Greg Pruitt	53	473	8.9	0	38
1985 Fulton Walker	62	692	11.2	0	32
1986 Fulton Walker	49	440	9.0	1	70
1987 Chris Woods	26	189	7.3	0.0	34
1988 Tim Brown	49	444	9.1	0	36

	No	Yds	Avg	TD	Lg
Terry McDaniel	3	20	6.7	0	15
1991 Ronnie Lott	8	52	6.5	0	27
1992 Terry McDaniel	4	180	45.0	0	67
1993 Terry McDaniel	5	87	17.4	1	36
1994 Terry McDaniel	7	103	14.7	2	35
1995 Terry McDaniel	6	46	7.7	1	42
1996 Terry McDaniel	5	150	30.0	1	56
1997 Lorenzo Lynch	2	6	3.0	0	6
James Trapp	2	24	12.5	0	25
Eric Turner	2	45	22.5	0	29
Lionel Washington	2	44	22.0	1	44
1998 Eric Allen	5	59	11.8	0	22
Charles Woodson	5	118	23.6	1	46
1999 Eric Allen	3	33	11.0	0	31
Darrien Gordon	3	44	14.7	0	28
Eric Turner	3	43	14.3	0	24
2000 Eric Allen	6	145	24.2	3	50
William Thomas	6	68	11.3	1	46
2001 Tony James	5	72	14.4	0	33
2002 Rod Woodson	8	225	28.1	2	98
2003 Phillip Buchanon	6	176	29.3	2	83
2004 Phillip Buchanon	3	69	23.0	1	37
2005 Stuart Schweigert	2	35	17.5	0	33
2006 Nnamdi Asomugha	8	59	7.4	1	24
2007 Thomas Howard	6	172	28.7	2	66
2008 Rashad Baker	3	8	2.7	0	8
DeAngelo Hall	3	31	10.3	0	21
Chris Johnson	3	68	22.7	0	44
2009 Michael Huff	3	15	5.0	0	10
Chris Johnson	3	20	6.7	0	20
2010 Michael Huff	3	32	10.7	0	17
2011 Matt Giordano	5	130	26.0	0	62
2012 Phillip Adams	2	0	0.0	0	0
Matt Giordano	2	45	22.5	0	24
Joselio Hanson	2	24	12.0	0	21
Michael Huff	2	0	0.0	0	0
2013 Mike Jenkins	2	0	0.0	0	0
Tracy Porter	2	44	22.0	1	43
2014 Charles Woodson	4	35	8.8	0	30
2015 Charles Woodson	5	22	4.4	0	11
2016 Reggie Nelson	5	74	14.8	0	40
2017 Sean Smith	2	8	4.0	0	8

ANNUAL LEADERS

KICKOFF RETURNS

	No	Yds	Avg	TD	Lg
1960 Jack Larscheid	30	852	28.4	0	78
1961 George Fleming	29	588	20.3	0	36
1962 Bo Roberson	27	748	27.7	1	87
1963 Bo Roberson	38	809	21.3	0	58
1964 Bo Roberson	36	975	27.1	0	59
1965 Larry Todd	20	461	23.1	0	50
1966 Pervis Atkins	29	608	21.0	0	35
1967 Dave Grayson	19	405	21.3	0	29
1968 George Atkinson	32	802	25.1	0	60
1969 George Atkinson	16	382	23.9	0	39
1970 George Atkinson	23	574	25.0	0	62
1971 Clarence Davis	27	734	27.2	0	44
1972 Clarence Davis	18	464	25.8	0	49
1973 Clarence Davis	19	504	26.5	0	76
1974 Harold Hart	18	466	25.9	0	67
1975 Harold Hart	17	518	30.5	1	102
1976 Rick Jennings	16	417	26.1	0	55
1977 Carl Garrett	21	420	20.0	0	31
1978 Arthur Whittington	23	473	20.6	0	34
1979 Ira Matthews	35	873	24.9	1	104
1980 Ira Matthews	29	585	20.2	0	45
1981 Arthur Whittington	25	563	22.5	0	47
1982 Greg Pruitt	14	371	26.5	0	55
1983 Greg Pruitt	31	604	19.5	0	42
1984 Dokie Williams	24	621	25.9	0	62
1985 Sam Seale	23	482	21.0	0	36
1986 Stefan Adams	27	573	21.2	0	51
1987 Vance Mueller	27	588	21.8	0	46
1988 Tim Brown	41	1,098	26.8	1	97

	No	Yds	Avg	TD	Lg
1989 Stefan Adams	22	425	19.3	0	37
1990 Jamie Holland	32	655	20.5	0	87
1991 Jamie Holland	22	421	19.1	0	27
1992 Alexander Wright	18	325	18.1	0	33
1993 Raghib Ismail	25	605	24.2	0	66
1994 Raghib Ismail	43	923	21.5	0	51
1995 Raghib Ismail	36	706	19.6	0	43
1996 Carl Kidd	29	622	21.4	0	48
1997 Desmond Howard	61	1,318	21.6	0	45
1998 Desmond Howard	49	1,040	21.1	0	42
1999 Napoleon Kaufman	42	831	19.8	0	48
2000 David Dunn	44	1,073	24.4	1	88
2001 Terry Kirby	46	1,066	23.2	1	90
2002 Marcus Knight	29	705	24.3	0	65
2003 Doug Gabriel	29	646	22.3	1	85
2004 Doug Gabriel	53	1,140	21.5	0	64
2005 Chris Carr	73	1,752	24.0	0	62
2006 Chris Carr	69	1,762	25.5	0	50
2007 Chris Carr	59	1,327	25.5	0	43
2008 Johnnie Lee Higgins	36	842	23.4	0	69
2009 Jonathan Holland	28	550	19.6	0	60
2010 Jacoby Ford	53	1,280	24.2	3	101
2011 Bryan McCann	13	361	27.8	0	91
2012 Coye Francies	20	475	23.8	0	32
2013 Taiwan Jones	26	623	24.0	0	41
2014 Latavius Murray	19	429	22.6	0	38
2015 Taiwan Jones	31	829	26.7	0	70
2016 Jalen Richard	17	402	23.6	0	50
2017 Cordarrelle Patterson	19	538	28.3	0	49

PUNTING

	No	Yds	Avg	Lg
1960 Wayne Crow	76	2,958	38.9	72
1961 Wayne Crow	63	2,613	41.5	77
1962 Cotton Davidson	38	1,452	38.2	64
1963 Mike Mercer	75	3,007	40.0	53
1964 Mike Mercer	59	2,446	41.5	67
1965 Mike Mercer	75	3,079	41.1	70
1966 Mike Eischeid	65	2,703	41.6	56
1967 Mike Eischeid	76	3,364	44.3	62
1968 Mike Eischeid	64	2,788	43.6	72
1969 Mike Eischeid	69	2,944	42.7	58
1970 Mike Eischeid	79	3,121	39.5	57
1971 Jerry DePoyster	51	2,013	39.5	56
1972 Jerry DePoyster	55	2,031	36.9	57
1973 Ray Guy	69	3,127	45.3	72
1974 Ray Guy	74	3,124	42.2	66
1975 Ray Guy	68	2,979	43.8	64
1976 Ray Guy	67	2,785	41.6	66
1977 Ray Guy	59	2,552	43.3	74
1978 Ray Guy	81	3,462	42.7	69
1979 Ray Guy	69	2,939	42.6	71
1980 Ray Guy	71	3,099	43.6	66
1981 Ray Guy	96	4,195	43.7	69
1982 Ray Guy	47	1,839	39.1	57
1983 Ray Guy	78	3,384	42.8	67
1984 Ray Guy	91	3,809	41.9	63
1985 Ray Guy	89	3,627	40.8	68
1986 Ray Guy	90	3,620	40.2	64
1987 Stan Talley	56	2,277	40.7	63
1988 Jeff Gossett	91	3,804	41.8	58
1989 Jeff Gossett	67	2,711	40.5	60
1990 Jeff Gossett	60	2,315	38.6	57
1991 Jeff Gossett	67	2,961	44.2	61
1992 Jeff Gossett	77	3,255	42.3	56
1993 Jeff Gossett	71	2,971	41.8	61
1994 Jeff Gossett	77	3,377	43.9	65
1995 Jeff Gossett	75	3,089	41.2	60
1996 Jeff Gossett	57	2,264	39.7	64
1997 Leo Araguz	93	4,189	45.0	63

	No	Yds	Avg	Lg
1998 Leo Araguz	98	4,256	43.4	64
1999 Leo Araguz	76	3,045	40.1	56
2000 Shane Lechler	65	2,984	45.9	69
2001 Shane Lechler	73	3,375	46.2	65
2002 Shane Lechler	53	2,251	42.5	70
2003 Shane Lechler	96	4,503	46.9	73
2004 Shane Lechler	73	3,409	46.7	67
2005 Shane Lechler	82	3,744	45.7	64
2006 Shane Lechler	77	3,660	47.5	67
2007 Shane Lechler	73	3,585	49.1	70
2008 Shane Lechler	90	4,391	48.8	70
2009 Shane Lechler	96	4,909	51.1	70
2010 Shane Lechler	77	3,618	47.0	68
2011 Shane Lechler	78	3,960	50.8	80
2012 Shane Lechler	81	3,826	47.2	68
2013 Marquette King	84	4,107	48.9	66
2014 Marquette King	109	4,930	45.2	62
2015 Marquette King	83	3,697	44.5	70
2016 Marquette King	81	3,937	48.6	72
2017 Marquette King	69	3,270	47.4	65



P. Leo Araguz

SUPERLATIVES

1,000 YARDS RUSHING

Yds	Name	Year
1,759	Marcus Allen	1985
1,294	Napoleon Kaufman	1997
1,273	Mark van Eeghen	1977
1,168	Marcus Allen	1984
1,157	Darren McFadden	2010
1,114	Harvey Williams	1995
1,100	Marv Hubbard	1972
1,099	Clem Daniels	1963
1,080	Mark van Eeghen	1978
1,066	Lataivus Murray	2015
1,046	Tyrone Wheatley	2000
1,025	LaMont Jordan	2005
1,014	Marcus Allen	1983
1,012	Mark van Eeghen	1976
1,009	Justin Fargas	2007

1,000 YARDS RECEIVING

Yds	Name	Year
1,408	Tim Brown	1997
1,361	Art Powell	1964
1,344	Tim Brown	1999
1,342	Tim Brown	1995
1,309	Tim Brown	1994
1,304	Art Powell	1963
1,260	Warren Wells	1969
1,247	Todd Christensen	1983
1,211	Jerry Rice	2002
1,180	Tim Brown	1993
1,165	Tim Brown	2001
1,153	Todd Christensen	1986
1,153	Amari Cooper	2016
1,139	Jerry Rice	2001
1,137	Warren Wells	1968
1,128	Tim Brown	2000
1,111	Cliff Branch	1976
1,104	Tim Brown	1996
1,092	Cliff Branch	1974
1,070	Amari Cooper	2015
1,069	Mervyn Fernandez	1989
1,037	Fred Biletnikoff	1968
1,026	Art Powell	1966
1,012	Tim Brown	1998
1,007	Todd Christensen	1984
1,005	Randy Moss	2005
1,003	Michael Crabtree	2016

3,000 YARDS PASSING

Yds	Name	Year
4,689	Rich Gannon	2002
4,018	Carson Palmer	2012
3,987	Derek Carr	2015
3,937	Derek Carr	2016
3,917	Jeff George	1997
3,840	Rich Gannon	1999
3,828	Rich Gannon	2001
3,759	Kerry Collins	2005
3,615	Ken Stabler	1979
3,496	Derek Carr	2017
3,495	Kerry Collins	2004
3,430	Rich Gannon	2000
3,334	Jeff Hostetler	1994
3,302	Daryle Lamonica	1969
3,270	Derek Carr	2014
3,245	Daryle Lamonica	1968
3,242	Jeff Hostetler	1993
3,228	Daryle Lamonica	1967

100 YARDS RUSHING

Att	Yds	Name	Game
28	227	Napoleon Kaufman	Oct. 19, 1997 vs. Den.
18	221	Bo Jackson	Nov. 30, 1987 at Sea.
27	200	Clem Daniels	Oct. 20, 1963 vs. NYJ
20	187	Clem Daniels	Dec. 9, 1962 at HouO.
28	187	Hewritt Dixon	Sept. 29, 1968 at HouO.
22	179	Justin Fargas	Sept. 30, 2007 at Mia.
27	177	Michael Bush	Dec. 28, 2008 at TB
24	173	Marcus Allen	Nov. 24, 1985 vs. Den.
19	171	Darren McFadden	Sept. 25, 2011 vs. NYJ
19	167	Clem Daniels	Oct. 5, 1964 vs. Den.
16	165	Darren McFadden	Oct. 24, 2010 at Den.
18	164	Hewritt Dixon	Oct. 19, 1970 vs. Was.
21	164	Darren McFadden	Sept. 14, 2008 at KC
26	162	Napoleon Kaufman	Sept. 28, 1997 vs. StL.
19	160	Harvey Williams	Oct. 8, 1995 vs. Sea.
13	159	Bo Jackson	Nov. 5, 1989 vs. Cin.
25	159	LaMont Jordan	Sept. 16, 2007 at Den.
22	158	Clem Daniels	Dec. 22, 1963 vs. HouO.
30	157	Michael Bush	Nov. 10, 2011 at SD
24	156	Marcus Allen	Dec. 5, 1982 vs. Sea.
28	156	Marcus Allen	Dec. 1, 1985 at Atl.
15	156	Tyrone Wheatley	Oct. 22, 2000 vs. Sea.
20	155	Marcus Allen	Dec. 2, 1984 at Mia.
17	152	Napoleon Kaufman	Nov. 29, 1998 vs. Was.
26	151	Mark van Eeghen	Sept. 17, 1978 at GB
22	150	Darren McFadden	Sept. 12, 2011 at Den.
22	150	Rashad Jennings	Nov. 17, 2013 at Hou.
20	149	Larry Todd	Nov. 7, 1965 at HouO.
25	146	Charlie Smith	Nov. 12, 1972 at Cin.
26	146	Tyrone Wheatley	Dec. 16, 2000 at Sea.
33	146	Justin Fargas	Dec. 2, 2007 vs. Den.
30	145	Darren McFadden	Sept. 19, 2010 vs. StL.
16	144	Clem Daniels	Dec. 20, 1964 vs. SD
19	144	Bo Jackson	Oct. 29, 1989 vs. Was.
26	143	Marv Hubbard	Dec. 5, 1971 at Atl.
36	143	Mark van Eeghen	Oct. 23, 1977 at NYJ
26	143	Mark van Eeghen	Nov. 28, 1977 vs. Buf.
31	143	Napoleon Kaufman	Oct. 25, 1998 vs. Cin.
12	141	Tony Teresa	Nov. 13, 1960 vs. Buf.
14	140	Napoleon Kaufman	Sept. 14, 1997 at Atl.
20	139	Napoleon Kaufman	Sept. 13, 1998 vs. NYG

Att	Yds	Name	Game
22	139	Justin Fargas	Nov. 25, 2007 at KC
26	139	Lataivus Murray	Sept. 27, 2015 at Cle.
12	138	Kenny King	Oct. 12, 1980 vs. SD
25	137	Michael Bush	Jan. 2, 2011 at KC
25	136	Kenny King	Sept. 21, 1980 vs. Was.
33	136	Marcus Allen	Sept. 13, 1987 at GB
21	136	Joe Aska	Oct. 6, 1996 at NYJ
31	135	Marcus Allen	Nov. 17, 1985 vs. Cin.
25	135	Marcus Allen	Dec. 8, 1985 at Den.
29	135	Charlie Garner	Dec. 28, 2002 vs. KC
26	134	Arthur Whittington	Nov. 5, 1978 at KC
24	134	Harvey Williams	Nov. 5, 1995 at Cin.
21	134	Zack Crockett	Jan. 2, 2005 vs. Jac.
21	133	Mark van Eeghen	Nov. 21, 1976 at Phi.
18	133	Michael Bush	Dec. 20, 2009 at Den.
25	132	LaMont Jordan	Dec. 18, 2005 vs. Cle.
18	129	Bo Jackson	Dec. 10, 1990 at Det.
19	129	Darren McFadden	Sept. 15, 2013 vs. Jac.
29	128	Harvey Williams	Oct. 30, 1994 vs. HouO.
20	128	LaMont Jordan	Oct. 1, 2006 vs. Cle.
15	127	Charlie Garner	Sept. 8, 2002 vs. Sea.
20	126	Marcus Allen	Jan. 2, 1983 at SD
29	126	Marcus Allen	Oct. 6, 1985 vs. KC
27	126	Napoleon Kaufman	Sept. 21, 1997 at NYJ
26	126	LaMont Jordan	Oct. 2, 2005 at Dal.
19	125	Clem Daniels	Oct. 27, 1963 at SD
24	125	Marv Hubbard	Sept. 24, 1972 at GB
25	123	Pete Banaszak	Oct. 26, 1969 at SD
24	123	Marcus Allen	Dec. 23, 1985 at LArM.
16	123	Darren McFadden	Dec. 12, 2010 at Jac.
19	123	Marcel Reece	Dec. 8, 2013 at NYJ
31	122	Clem Daniels	Nov. 8, 1963 at KC
20	122	Marv Hubbard	Oct. 15, 1972 vs. Buf.
8	122	Napoleon Kaufman	Dec. 19, 1999 vs. Buf.
28	122	LaMont Jordan	Oct. 23, 2005 vs. TB
29	122	Dominic Rhodes	Dec. 30, 2007 vs. SD
11	121	Marv Hubbard	Dec. 2, 1973 at HouO.
29	121	LaMont Jordan	Sept. 23, 2007 vs. Cle.
17	120	Clarence Davis	Nov. 16, 1975 vs. Cle.
28	119	Marcus Allen	Nov. 10, 1985 at SD

100 YARDS RUSHING

Att	Yds	Name	Game
14	119	Michael Bush	Nov. 15, 2009 vs. KC
20	119	Darren McFadden	Dec. 19, 2010 vs. Den.
16	118	Charlie Smith	Nov. 24, 1968 at Cin.
28	118	Marv Hubbard	Dec. 11, 1972 vs. NYJ
17	118	Frank Hawkins	Oct. 23, 1983 at Dal.
24	117	Marv Hubbard	Oct. 27, 1974 at SF
13	117	Bo Jackson	Dec. 2, 1990 at Den.
8	117	Bo Jackson	Dec. 16, 1990 vs. Cin.
14	117	Amos Zereoue	Oct. 3, 2004 at Hou.
18	116	Clarence Davis	Oct. 6, 1974 at Cle.
27	116	Pete Banaszak	Nov. 30, 1975 at Atl.
24	116	Mark van Eeghen	Oct. 3, 1977 at KC
23	116	Marcus Allen	Sept. 12, 1982 at SF
7	116	Napoleon Kaufman	Sept. 22, 1996 vs. SD
24	116	Napoleon Kaufman	Sept. 27, 1998 at Dal.
20	115	Clem Daniels	Sept. 26, 1965 vs. HouO.
25	115	Marv Hubbard	Dec. 8, 1973 vs. KC
19	115	Mark van Eeghen	Dec. 21, 1980 at NYG
27	115	Dominic Rhodes	Dec. 23, 2007 at Jac.
25	114	Mark van Eeghen	Oct. 9, 1977 at Cle.
22	114	Bo Jackson	Dec. 10, 1989 vs. PhoC.
29	114	Darren McFadden	Oct. 28, 2012 at KC
20	114	Latavius Murray	Nov. 6, 2016 vs. Den.
20	113	Clem Daniels	Oct. 8, 1965 at BosP.
18	113	Darren McFadden	Sept. 23, 2012 vs. Pit.
20	113	Latavius Murray	Nov. 1, 2015 vs. NYJ
28	112	Mark van Eeghen	Dec. 11, 1977 vs. Min.
17	112	Napoleon Kaufman	Oct. 26, 1997 at Sea.
20	112	Tyrone Wheatley	Nov. 5, 2000 vs. KC
13	112	Terrelle Pryor	Sept. 8, 2013 at Ind.
4	112	Latavius Murray	Nov. 20, 2014 vs. KC
16	111	Marv Hubbard	Nov. 10, 1974 vs. Det.
30	111	Marcus Allen	Oct. 28, 1985 vs. SD
19	111	Tyrone Wheatley	Dec. 19, 1999 vs. TB
21	111	Darren McFadden	Oct. 31, 2010 vs. Sea.
23	110	Clem Daniels	Dec. 12, 1965 vs. NYJ
18	110	Marcus Allen	Nov. 25, 1984 vs. Ind.
30	110	Darren McFadden	Dec. 16, 2012 vs. KC
27	109	Marcus Allen	Dec. 15, 1985 vs. Sea.
8	109	Napoleon Kaufman	Dec. 9, 1996 vs. KC
20	109	Napoleon Kaufman	Nov. 16, 1997 at SD
32	109	Tyrone Wheatley	Nov. 16, 2003 vs. Min.
30	109	Michael Bush	Nov. 20, 2011 at Min.
16	107	Wayne Crow	Oct. 1, 1961 vs. Den.
22	107	Marv Hubbard	Nov. 3, 1974 at Den.
19	107	Marcus Allen	Oct. 21, 1984 at SD
28	107	Marcus Allen	Oct. 13, 1985 vs. NO
16	107	Eric Dickerson	Nov. 22, 1992 vs. Den.
27	107	Harvey Williams	Oct. 23, 1994 vs. Atl.
24	107	Justin Fargas	Nov. 23, 2008 at Den.
19	106	Hewritt Dixon	Oct. 25, 1970 vs. Pit.
9	106	Terrelle Pryor	Oct. 27, 2013 vs. Pit.
20	105	Clarence Davis	Oct. 30, 1977 at Den.
22	105	Marcus Allen	Sept. 19, 1983 vs. Mia.
25	105	Darren McFadden	Sept. 26, 2010 at Ari.
16	104	Clem Daniels	Nov. 15, 1964 vs. HouO.
15	104	Clem Daniels	Oct. 23, 1966 at NYJ
11	104	Clem Daniels	Nov. 13, 1966 at SD
16	104	Hewritt Dixon	Sept. 15, 1968 at Buf.
23	104	Marcus Allen	Sept. 14, 1986 at Was.

Att	Yds	Name	Game
15	104	Napoleon Kaufman	Nov. 24, 1996 vs. Sea.
23	104	Justin Fargas	Nov. 4, 2007 vs. Hou.
26	104	Michael Bush	Oct. 10, 2010 vs. SD
22	103	Clem Daniels	Dec. 5, 1965 vs. Den.
15	103	Marv Hubbard	Oct. 4, 1971 at Cle.
21	103	Bo Jackson	Nov. 12, 1989 at SD
17	103	Eric Dickerson	Nov. 29, 1992 at SD
19	103	Marcel Reece	Nov. 18, 2017 vs. NO
22	103	Latavius Murray	Dec. 8, 2016 at KC
15	102	Clarence Davis	Oct. 3, 1977 at KC
17	102	Kenny King	Nov. 1, 1981 vs. NE
11	102	Kenny King	Dec. 7, 1981 vs. Pit.
24	102	Marcus Allen	Sept. 7, 1986 vs. Den.
20	102	Marcus Allen	Oct. 23, 1988 at NO
18	102	Tyrone Wheatley	Sept. 26, 2004 vs. TB
15	102	Rashad Jennings	Nov. 3, 2013 vs. Phi.
10	101	Clem Daniels	Sept. 9, 1962 vs. NYT
23	101	Charlie Smith	Nov. 19, 1972 at Den.
19	101	Marcus Allen	Nov. 3, 1985 at Sea.
20	101	Harvey Williams	Nov. 27, 1995 at SD
17	101	Marshawn Lynch	Dec. 3, 2017 vs. NYG
19	101	Marshawn Lynch	Dec. 31, 2017 at LAC
18	100	Clarence Davis	Nov. 6, 1977 vs. Sea.
8	100	Booker Russell	Nov. 25, 1979 at Den.
20	100	Tyrone Wheatley	Oct. 3, 1999 at Sea.
16	100	Charlie Garner	Nov. 24, 2002 at Ari.



RB Bo Jackson

100 YARDS RECEIVING

Rec	Yds	Name	Game	Rec	Yds	Name	Game
10	247	Art Powell	Dec. 22, 1963 vs. HouO.	7	134	Todd Christensen	Oct. 28, 1985 vs. SD
11	210	Amari Cooper	Oct. 19, 2017 vs. KC	4	134	Mike Dyal	Dec. 3, 1989 vs. Den.
11	206	Art Powell	Oct. 8, 1965 at BosP.	8	134	Mervyn Fernandez	Oct. 7, 1990 at Buf.
7	198	Warren Wells	Oct. 11, 1970 vs. Den.	8	134	Amari Cooper	Sept. 27, 2015 at Cle.
4	193	Jessie Hester	Nov. 30, 1986 vs. Phi.	9	133	Art Powell	Sept. 18, 1966 vs. KC
11	190	Tim Brown	Oct. 24, 1999 vs. NYJ	7	133	Warren Wells	Nov. 24, 1968 at Cin.
7	183	Tim Brown	Dec. 5, 1993 at Buf.	8	133	Tim Brown	Sept. 9, 2001 at KC
7	181	Art Powell	Sept. 7, 1963 at HouO.	7	133	Jerry Rice	Oct. 13, 2002 at StL.
6	179	Rod Barksdale	Dec. 21, 1986 vs. Ind.	10	133	Ronald Curry	Sept. 9, 2007 vs. Det.
4	173	Marcus Allen	Oct. 7, 2000 at Sea.	5	133	Amari Cooper	Oct. 25, 2015 at SD
11	173	Todd Christensen	Nov. 20, 1986 at SD	6	132	Art Powell	Dec. 8, 1963 vs. SD
11	173	Tim Brown	Jan. 2, 1994 vs. Den.	9	132	Fred Biletnikoff	Sept. 20, 1969 vs. Mia.
12	173	Amari Cooper	Oct. 30, 2016 at TB	7	132	Cliff Branch	Sept. 28, 1975 at BalC.
3	172	Clem Daniels	Sept. 15, 1963 vs. Buf.	6	132	James Lofton	Dec. 6, 1987 vs. Buf.
7	172	Tim Brown	Oct. 8, 2000 at SF	8	132	Tim Brown	Nov. 20, 1994 vs. NO
5	167	Cliff Branch	Oct. 10, 1976 at SD	5	131	Dokie Williams	Sept. 8, 1985 vs. NYJ
14	164	Tim Brown	Dec. 21, 1997 vs. Jac.	4	131	Willie Gault	Sept. 10, 1989 vs. SD
10	163	Warren Wells	Dec. 8, 1968 vs. Den.	8	131	Jerry Rice	Nov. 18, 2001 vs. SD
5	163	Cliff Branch	Nov. 7, 1976 at Chi.	4	130	James Lofton	Sept. 18, 1988 vs. LARm.
10	163	Tim Brown	Nov. 2, 1997 at Car.	5	130	Mervyn Fernandez	Sept. 23, 1990 vs. SD
12	161	Tim Brown	Nov. 19, 1995 vs. Dal.	8	130	Tim Brown	Oct. 23, 1994 vs. Atl.
10	159	Jerry Rice	Dec. 22, 2003 vs. GB	5	130	Randy Moss	Sept. 8, 2005 at NE
6	158	Fred Biletnikoff	Nov. 23, 1967 at KC	9	130	Darrius Heyward-Bej	Jan. 1, 2012 vs. SD
11	158	Todd Christensen	Nov. 2, 1986 vs. Den.	14	130	Brandon Myers	Dec. 2, 2012 vs. Cle.
8	158	Tim Brown	Aug. 31, 1997 at Ten.	7	130	Rod Streater	Dec. 8, 2013 at NYJ
7	156	Cliff Branch	Sept. 16, 1979 at Sea.	5	129	Hewitt Dixon	Oct. 16, 1966 at KC
5	156	Tim Brown	Oct. 31, 1993 vs. SD	8	129	Malcolm Barnwell	Sept. 16, 1984 at KC
8	156	Tim Brown	Oct. 1, 1995 at NYJ	7	129	Randy Moss	Oct. 22, 2006 vs. Ari.
2	155	Dick Dorsey	Dec. 2, 1962 at SD	10	129	Amari Cooper	Oct. 16, 2016 vs. KC
7	155	Cliff Branch	Nov. 30, 1975 vs. Atl.	7	128	Fred Biletnikoff	Oct. 31, 1971 vs. KC
4	155	Mervyn Fernandez	Oct. 23, 1988 at NO	6	128	Bob Chandler	Dec. 21, 1981 at SD
11	155	Tim Brown	Sept. 8, 1997 vs. KC	5	128	Cliff Branch	Dec. 18, 1982 vs. LARm.
8	155	Darrius Heyward-Bej	Dec. 18, 2011 vs. Det.	4	128	James Lofton	Nov. 8, 1987 at Min.
10	153	Tim Brown	Sept. 21, 1997 at NYJ	4	128	Louis Murphy	Dec. 6, 2009 at Pit.
9	152	Art Powell	Oct. 25, 1964 vs. Den.	5	127	Clem Daniels	Dec. 15, 1963 vs. Den.
5	152	Warren Wells	Nov. 30, 1969 at NYJ	3	127	Warren Wells	Nov. 10, 1968 at Den.
11	152	Todd Christensen	Oct. 16, 1983 at Sea.	7	127	Warren Wells	Sept. 27, 1970 at SD
8	150	Art Powell	Sept. 22, 1963 vs. BosP.	8	127	Tim Brown	Dec. 24, 1995 vs. Den.
10	150	Tim Brown	Dec. 3, 1995 vs. KC	6	127	Tim Brown	Sept. 13, 1998 vs. NYG
8	148	Fred Biletnikoff	Oct. 17, 1971 vs. Phi.	5	127	Randy Moss	Sept. 18, 2005 vs. KC
5	148	James Jett	Sept. 21, 1997 at NYJ	7	126	Cliff Branch	Dec. 3, 1979 at NO
8	148	Jerry Porter	Dec. 19, 2004 vs. Ten.	8	126	Tim Brown	Nov. 4, 1996 vs. Den.
6	148	Jacoby Ford	Nov. 7, 2010 vs. KC	7	126	Jerry Rice	Sept. 28, 2003 vs. SD
2	147	Willie Gault	Nov. 5, 1989 vs. Cin.	8	126	Jared Cook	Nov. 5, 2017 at Mia.
5	146	Denarius Moore	Sept. 18, 2011 at Buf.	6	125	Warren Wells	Nov. 3, 1968 vs. KC
7	145	Tim Brown	Oct. 14, 2001 at Ind.	7	125	Cliff Branch	Nov. 11, 1974 vs. SD
8	144	Fred Biletnikoff	Nov. 3, 1968 vs. KC	4	125	Cliff Branch	Nov. 23, 1980 at Phi.
7	144	Jerry Rice	Sept. 29, 2002 vs. Ten.	6	125	Mervyn Fernandez	Dec. 24, 1989 at NYG
13	144	Tim Brown	Oct. 27, 2002 at KC	3	125	Raghib Ismail	Oct. 22, 1995 vs. Ind.
5	143	Art Powell	Nov. 29, 1964 at Den.	8	125	Tim Brown	Nov. 30, 1997 vs. Mia.
8	143	Dokie Williams	Sept. 28, 1986 vs. SD	7	124	Cliff Branch	Oct. 13, 1974 at SD
5	143	Tim Brown	Oct. 8, 1995 vs. Sea.	7	124	Dave Casper	Sept. 12, 1976 vs. Pit.
6	142	Jerry Porter	Nov. 20, 2005 at Was.	8	124	Todd Christensen	Oct. 25, 1987 vs. Sea.
6	141	Art Powell	Oct. 10, 1964 at NYJ	4	124	Mervyn Fernandez	Sept. 24, 1989 at Den.
9	141	Ronald Curry	Dec. 5, 2004 vs. KC	6	124	Denarius Moore	Sept. 23, 2013 at Den.
8	140	Todd Christensen	Dec. 1, 1983 at SD	4	123	Charlie Hardy	Dec. 4, 1960 vs. LACHa.
10	140	Tim Brown	Dec. 26, 1998 vs. KC	5	123	Cliff Branch	Oct. 20, 1980 at Pit.
6	139	Zach Miller	Oct. 18, 2009 vs. Phi.	7	123	Ethan Horton	Nov. 17, 1991 vs. Sea.
6	138	Cliff Branch	Dec. 1, 1974 vs. NE	4	123	Randy Moss	Oct. 2, 2005 vs. Dal.
6	138	Cliff Branch	Sept. 19, 1982 at Atl.	6	123	Jerry Porter	Oct. 30, 2005 at Ten.
7	138	James Jett	Nov. 21, 1993 at SD	5	123	Denarius Moore	Nov. 10, 2011 at SD
6	138	Amari Cooper	Oct. 9, 2016 vs. SD	4	122	Derrick Ramsey	Nov. 21, 1981 vs. SD
8	137	Fred Biletnikoff	Nov. 24, 1968 at Cin.	2	122	Dokie Williams	Dec. 2, 1984 at Mia.
6	137	Amari Cooper	Sept. 11, 2016 at NO	6	122	Steve Smith	Sept. 26, 1988 at Den.
5	136	Warren Wells	Nov. 2, 1969 at Cin.	6	122	Tim Brown	Jan. 2, 2000 at KC
12	136	Dave Casper	Oct. 3, 1976 at NE	10	122	Tim Brown	Nov. 13, 2000 at Den.
8	136	Todd Christensen	Dec. 18, 1983 vs. SD	11	122	Zach Miller	Oct. 3, 2010 vs. Hou.
7	136	Tim Brown	Sept. 18, 1994 at Den.	7	121	Art Powell	Oct. 16, 1964 at BosP.
7	136	Andre Holmes	Nov. 28, 2013 at Dal.	8	121	Fred Biletnikoff	Nov. 24, 1974 vs. Den.
7	135	Art Powell	Sept. 13, 1964 vs. BosP.	9	121	Tim Brown	Sept. 26, 1999 vs. Chi.
4	135	Cliff Branch	Oct. 24, 1976 vs. Phi.	4	121	Andre Holmes	Oct. 12, 2014 vs. SD
7	135	Daryl Hobbs	Sept. 24, 1995 vs. GB	7	120	Fred Biletnikoff	Nov. 17, 1968 vs. NYJ
6	135	Jerry Porter	Nov. 28, 2004 at Den.	8	120	Todd Christensen	Sept. 24, 1984 vs. SD

100 YARDS RECEIVING

Rec	Yds	Name	Game
11	120	Tim Brown	Sept. 22, 1996 vs. SD
4	120	Ronald Curry	Nov. 18, 2007 at Min.
6	120	Amari Cooper	Dec. 20, 2015 vs. GB
9	119	Fred Biletnikoff	Oct. 4, 1969 at Mia.
5	119	Mervyn Fernandez	Dec. 10, 1989 vs. PhoC.
5	119	Louis Murphy	Sept. 26, 2010 at Ari.
7	118	Fred Biletnikoff	Oct. 24, 1965 vs. BosP.
5	118	Warren Wells	Oct. 27, 1968 vs. Cin.
2	117	Willie Gault	Dec. 22, 1990 at Min.
4	117	James Jett	Nov. 28, 1993 at Cin.
7	117	Tim Brown	Nov. 14, 1999 vs. SD
6	117	Andre Rison	Nov. 13, 2000 at Den.
6	117	Tim Brown	Nov. 25, 2001 at NYG
7	117	Jerry Porter	Oct. 6, 2002 at Buf.
6	116	Tony Teresa	Sept. 11, 1960 vs. HouO.
4	116	Art Powell	Dec. 12, 1965 vs. NYJ
4	116	Art Powell	Nov. 24, 1996 vs. Buf.
8	116	Fred Biletnikoff	Oct. 22, 1973 at Den.
3	116	Mike Siani	Oct. 22, 1973 at Den.
11	116	Todd Christensen	Sept. 12, 1985 at KC
6	116	Tim Brown	Oct. 18, 1993 at Den.
5	116	Rickey Dudley	Nov. 9, 1997 vs. NO
5	116	James Jett	Sept. 20, 1998 vs. Den.
7	116	Randy Moss	Dec. 31, 2005 vs. NYG
5	115	Art Powell	Sept. 19, 1964 at HouO.
3	115	Bo Roberson	Oct. 16, 1964 at BosP.
6	115	Fred Biletnikoff	Nov. 22, 1970 vs. SD
8	115	Cliff Branch	Nov. 13, 1977 vs. HouO.
4	115	Darius Heyward-Bey	Oct. 2, 2011 vs. NE
7	115	Amari Cooper	Nov. 29, 2015 at Ten.
3	115	Amari Cooper	Dec. 31, 2017 at LAC
4	114	Billy Cannon	Sept. 17, 1967 vs. BosP.
10	114	Fred Biletnikoff	Nov. 5, 1972 at KC
8	114	Todd Christensen	Nov. 13, 1983 vs. Den.
4	114	Tim Brown	Nov. 28, 1988 at Sea.
6	114	Sam Graddy	Sept. 20, 1992 at Cin.
7	114	Tim Brown	Oct. 7, 2001 vs. Dal.
4	113	Warren Wells	Dec. 15, 1968 at SD
6	113	Fred Biletnikoff	Sept. 20, 1970 at Cin.
9	113	Fred Biletnikoff	Nov. 23, 1975 at Was.
3	113	Dokie Williams	Nov. 16, 1986 vs. Cle.
5	113	James Lofton	Oct. 9, 1988 vs. Mia.
4	113	Mervyn Fernandez	Dec. 18, 1988 vs. Sea.
7	113	Mervyn Fernandez	Oct. 1, 1989 vs. Sea.
7	113	Tim Brown	Oct. 31, 1999 vs. Mia.
7	113	Jerry Rice	Dec. 8, 2002 at SD
6	113	Jerry Porter	Oct. 24, 2004 vs. NO
6	113	Seth Roberts	Nov. 29, 2015 at Ten.
5	112	Clem Daniels	Oct. 30, 1966 at BosP.
6	112	Cliff Branch	Dec. 6, 1976 vs. Cin.
7	112	Dave Casper	Nov. 5, 1978 at KC
5	112	Calvin Muhammad	Oct. 2, 1983 at Was.
7	112	Todd Christensen	Nov. 10, 1985 at SD
5	112	James Lofton	Dec. 13, 1987 at KC
7	112	James Jett	Oct. 13, 1996 vs. Det.
8	112	Charlie Garner	Sept. 7, 2003 at Ten.
9	112	James Jones	Sept. 14, 2014 vs. Hou.
5	111	Billy Cannon	Oct. 25, 1964 vs. Den.
4	111	Mike Siani	Sept. 17, 1972 at Pit.
6	111	Mike Siani	Sept. 16, 1973 at Min.
5	111	Cliff Branch	Dec. 12, 1982 at KC
9	111	Michael Crabtree	Nov. 20, 2015 vs. Bal.
6	110	Billy Cannon	Oct. 10, 1964 at NYJ
5	110	Fred Biletnikoff	Dec. 17, 1967 vs. NYJ
4	110	Fred Biletnikoff	Nov. 9, 1969 vs. Den.
8	110	Raymond Chester	Oct. 19, 1970 vs. Was.
5	110	Cliff Branch	Nov. 28, 1976 vs. TB
7	110	Jerry Rice	Nov. 24, 2002 at Ari.
6	110	Tim Brown	Sept. 28, 2003 vs. SD
6	110	Ronald Curry	Nov. 28, 2004 at Den.
9	110	Zach Miller	Dec. 27, 2009 at Cle.
8	110	Michael Crabtree	Nov. 27, 2016 vs. Car.

Rec	Yds	Name	Game
3	109	Clem Daniels	Nov. 7, 1965 at HouO.
5	109	Art Powell	Oct. 23, 1966 at NYJ
2	109	Billy Cannon	Nov. 20, 1966 at Den.
4	109	Art Powell	Dec. 11, 1966 vs. Den.
3	109	Fred Biletnikoff	Oct. 22, 1967 at BosP.
7	109	Fred Biletnikoff	Nov. 26, 1970 at Det.
10	109	Cliff Branch	Dec. 16, 1979 at Sea.
7	109	Todd Christensen	Dec. 1, 1985 at Atl.
3	109	Tim Brown	Dec. 26, 1999 at SD
7	109	Mychal Rivera	Dec. 7, 2014 vs. SF
7	109	Amari Cooper	Sept. 20, 2015 vs. Bal.
5	108	Cliff Branch	Nov. 3, 1974 at Den.
7	108	Mark van Eeghen	Oct. 21, 1979 at NYJ
2	108	Willie Gault	Dec. 18, 1988 vs. Sea.
9	108	Jerry Rice	Dec. 30, 2001 at Den.
4	108	Jacoby Ford	Nov. 28, 2010 vs. Mia.
7	108	Michael Crabtree	Nov. 8, 2015 at Pit.
8	108	Michael Crabtree	Oct. 30, 2016 at TB
3	107	Bo Roberson	Nov. 11, 1962 vs. HouO.
6	107	Fred Biletnikoff	Oct. 6, 1968 vs. BosP.
5	107	Raymond Chester	Oct. 25, 1970 vs. Pit.
4	107	Morris Bradshaw	Sept. 10, 1978 at SD
5	107	Dokie Williams	Nov. 9, 1986 at Dal.
3	107	Mervyn Fernandez	Oct. 28, 1991 at KC
4	107	Tim Brown	Dec. 18, 1994 at Sea.
4	107	Jared Cook	Oct. 19, 2017 vs. KC
7	107	Tim Brown	Oct. 26, 1997 at Sea.
9	106	Art Powell	Dec. 6, 1964 vs. Buf.
3	106	Warren Wells	Sept. 21, 1968 at Mia.
2	106	Tim Brown	Dec. 8, 1991 vs. Buf.
5	106	Rickey Dudley	Sept. 28, 1997 vs. StL.
5	106	James Jett	Dec. 20, 1998 at SD
11	106	Ronald Curry	Dec. 23, 2006 vs. KC
5	105	Jack Larscheid	Sept. 11, 1960 vs. HouO.
2	105	Warren Wells	Nov. 16, 1969 vs. SD
4	105	Fred Biletnikoff	Nov. 11, 1973 vs. Pit.
8	105	Todd Christensen	Sept. 28, 1986 vs. SD
6	105	Rickey Dudley	Nov. 8, 1998 at Bal.
5	105	Darius Heyward-Bey	Oct. 31, 2010 vs. Sea.
5	105	Jacoby Ford	Nov. 6, 2011 vs. Den.
8	104	Art Powell	Sept. 2, 1966 at Mia.
7	104	Dave Casper	Oct. 10, 1976 at SD
8	104	Marcus Allen	Oct. 30, 1983 vs. Sea.
9	104	Todd Christensen	Dec. 21, 1986 vs. Ind.
4	104	Mervyn Fernandez	Oct. 2, 1988 vs. Cin.
6	104	Tim Brown	Sept. 13, 1992 at Cin.
6	104	Alexander Wright	Dec. 19, 1993 vs. TB
9	104	Tim Brown	Dec. 6, 1998 vs. Mia.
6	104	Doug Jolley	Dec. 8, 2002 at SD
5	104	Denarius Moore	Oct. 14, 2012 at Atl.
3	103	Cliff Branch	Oct. 31, 1976 vs. Den.
4	103	Willie Gault	Sept. 30, 1990 vs. Chi.
9	103	Jerry Rice	Nov. 11, 2002 at Den.
4	102	Warren Wells	Dec. 7, 1969 vs. Cin.
5	102	Cliff Branch	Nov. 10, 1974 vs. Det.
6	102	Marcus Allen	Sept. 7, 1986 at Den.
4	102	Willie Gault	Oct. 2, 1988 vs. Cin.
5	102	Mervyn Fernandez	Nov. 19, 1989 at HouO.
3	102	Sam Graddy	Sept. 1, 1991 at HouO.
3	102	Tim Brown	Dec. 17, 1995 at Sea.
7	102	Michael Crabtree	Nov. 1, 2015 vs. NYJ
8	102	Michael Crabtree	Sept. 25, 2016 at Ten.
4	101	Clem Daniels	Oct. 29, 1967 vs. SD
5	101	Warren Wells	Oct. 19, 1969 vs. Buf.
7	101	Dave Casper	Oct. 3, 1977 at KC
3	101	Willie Gault	Dec. 10, 1990 at Det.
5	101	Doug Gabriel	Oct. 23, 2005 vs. Buf.
3	101	Denarius Moore	Jan. 1, 2012 vs. SD
5	100	Dave Casper	Sept. 10, 1978 at SD
3	100	Napoleon Kaufman	Oct. 5, 1997 vs. SD
5	100	Courtney Anderson	Sept. 25, 2005 at Phi.
8	100	Doug Gabriel	Dec. 31, 2005 vs. NYG
4	100	Rod Streater	Dec. 6, 2012 vs. Den.

300 YARDS PASSING

A-C	Yds	Name	Game	A-C	Yds	Name	Game
59-40	513	Derek Carr	Oct. 30, 2016 at TB	47-25	324	Rich Gannon	Jan. 2, 2000 at KC
36-23	427	Cotton Davidson	Oct. 25, 1964 vs. Den.	30-21	324	Jason Campbell	Dec. 12, 2010 at Jac.
32-20	424	Jeff Hostetler	Oct. 31, 1993 vs. SD	33-23	323	Jason Campbell	Sept. 18, 2011 at Buf.
43-28	417	Carson Palmer	Jan. 1, 2012 vs. SD	34-22	321	Jim Plunkett	Dec. 18, 1982 vs. LARm.
52-29	417	Derek Carr	Oct. 19, 2017 vs. KC	29-22	319	Jeff Hostetler	Dec. 5, 1994 at SD
61-39	414	Carson Palmer	Nov. 4, 2012 vs. TB	38-24	319	Derek Carr	Sept. 11, 2016 at NO
29-17	407	Tom Flores	Dec. 22, 1963 vs. HouO.	41-26	318	Jim Plunkett	Nov. 28, 1982 at Cin.
64-43	403	Rich Gannon	Sept. 15, 2002 at Pit.	49-26	318	Marc Wilson	Oct. 23, 1983 at Dal.
59-33	395	Todd Marinovich	Sept. 20, 1992 vs. Cle.	45-19	317	Cotton Davidson	Nov. 1, 1964 at SD
53-30	382	Rich Gannon	Nov. 13, 2000 at Den.	37-19	317	Dan Pastorini	Sept. 7, 1980 at KC
39-29	381	Rich Gannon	Sept. 29, 2002 vs. Ten.	40-25	317	Derek Carr	Oct. 9, 2016 vs. SD
40-25	380	Jay Schroeder	Sept. 13, 1992 vs. Cle.	30-13	316	Daryle Lamonica	Oct. 29, 1967 vs. SD
38-19	375	Steve Beuerlein	Sept. 18, 1988 vs. LARm.	29-14	315	Cotton Davidson	Sept. 15, 1963 vs. Buf.
38-26	374	Jeff George	Sept. 21, 1997 vs. NYJ	38-26	315	Derek Carr	Nov. 27, 2016 vs. Car.
48-24	373	Carson Palmer	Sept. 16, 2012 at Mia.	28-19	314	Marc Wilson	Sept. 28, 1986 vs. SD
29-16	372	Jim Plunkett	Oct. 2, 1983 at Was.	32-20	314	Derek Carr	Sept. 27, 2015 at Cle.
37-21	371	Kerry Collins	Dec. 19, 2004 vs. Ten.	36-21	313	Daryle Lamonica	Oct. 19, 1969 vs. Buf.
32-24	368	Daryle Lamonica	Nov. 24, 1968 at Cin.	24-16	313	Ken Stabler	Oct. 22, 1973 at Den.
45-29	368	Carson Palmer	Nov. 11, 2012 at Bal.	47-28	313	Jim Plunkett	Sept. 16, 1984 at KC
47-25	367	Marc Wilson	Nov. 2, 1986 vs. Den.	49-35	313	Rich Gannon	Dec. 30, 2001 at Den.
40-32	367	Carson Palmer	Dec. 18, 2011 vs. Det.	40-30	313	Josh McCown	Sept. 9, 2007 vs. Det.
42-16	366	Jim Plunkett	Nov. 30, 1986 vs. Phi.	49-31	313	Derek Carr	Oct. 29, 2017 at Buf.
37-20	364	Daryle Lamonica	Oct. 11, 1970 vs. Den.	40-22	312	Carson Palmer	Nov. 18, 2012 vs. NO
33-24	363	Jim Plunkett	Sept. 24, 1984 vs. SD	34-21	311	Daryle Lamonica	Nov. 17, 1968 vs. NYJ
45-35	361	Rich Gannon	Oct. 20, 2002 vs. SD	38-25	311	Rich Gannon	Nov. 18, 2001 vs. SD
47-29	360	Ken Stabler	Oct. 21, 1979 at NYJ	41-25	310	Jeff Hostetler	Jan. 2, 1994 vs. Den.
35-20	358	Cotton Davidson	Nov. 22, 1964 vs. NYJ	28-22	310	Jeff Hostetler	Nov. 20, 1994 vs. NO
38-23	357	Rich Gannon	Oct. 6, 2002 at Buf.	43-21	310	Rich Gannon	Oct. 8, 2000 at SF
42-22	354	Daryle Lamonica	Dec. 8, 1968 vs. Den.	50-26	310	Kerry Collins	Nov. 13, 2005 vs. Den.
49-22	354	Jay Schroeder	Dec. 18, 1988 vs. Sea.	27-15	310	Jason Campbell	Oct. 31, 2010 vs. Sea.
33-23	353	Carson Palmer	Oct. 14, 2012 at Atl.	19-12	309	Marc Wilson	Oct. 7, 1984 vs. Sea.
32-18	352	Daryle Lamonica	Nov. 3, 1968 vs. KC	33-20	308	Bruce Gradkowski	Dec. 6, 2009 at Pit.
51-26	352	Rich Gannon	Oct. 24, 1999 vs. NYJ	35-10	307	Ken Stabler	Sept. 10, 1978 at SD
38-34	352	Rich Gannon	Nov. 11, 2002 at Den.	37-20	305	Rich Gannon	Sept. 12, 2004 at Pit.
54-34	351	Carson Palmer	Dec. 2, 2012 vs. Cle.	29-25	304	Ken Stabler	Oct. 28, 1973 at BalC.
46-30	351	Derek Carr	Sept. 20, 2015 vs. Bal.	38-24	304	Jeff George	Nov. 2, 1997 at Car.
45-26	350	Kerry Collins	Oct. 24, 2004 vs. NO	33-18	303	Jim Plunkett	Dec. 12, 1982 at KC
34-21	349	Daryle Lamonica	Dec. 3, 1967 at SD	48-34	303	Jim Plunkett	Sept. 12, 1985 at KC
40-23	348	Jim Plunkett	Nov. 20, 1986 at SD	44-25	303	Jeff George	Sept. 13, 1998 vs. NYG
43-26	348	Rich Gannon	Sept. 28, 2003 vs. SD	45-29	302	Rich Gannon	Dec. 2, 2001 vs. Ari.
33-20	346	Marc Wilson	Sept. 7, 1986 at Den.	43-29	302	Derek Carr	Nov. 15, 2015 vs. Min.
42-24	345	Kerry Collins	Sept. 25, 2005 at Phi.	24-14	301	Tom Flores	Oct. 16, 1966 at KC
24-15	344	Daryle Lamonica	Sept. 21, 1968 at Mia.	37-21	301	Carson Palmer	Nov. 27, 2011 vs. Chi.
39-23	344	Daunte Culpepper	Nov. 18, 2007 at Min.	44-24	301	Derek Carr	Nov. 8, 2015 at Pit.
39-25	344	Jason Campbell	Oct. 2, 2011 vs. NE	30-21	300	Derek Carr	Nov. 5, 2017 at Mia.
37-25	343	Ken Stabler	Sept. 16, 1979 at Sea.				
41-27	343	Kerry Collins	Dec. 5, 2004 vs. KC				
38-21	342	Ken Stabler	Sept. 12, 1976 at Pit.				
47-31	342	Ken Stabler	Dec. 16, 1979 vs. Sea.				
42-31	342	Rich Gannon	Dec. 2, 2002 vs. NYJ				
46-31	341	Rich Gannon	Sept. 9, 2001 at KC				
45-27	340	Rich Gannon	Nov. 24, 2002 at Ari.				
26-20	339	Ken Stabler	Oct. 10, 1976 at SD				
38-22	339	Marc Wilson	Dec. 13, 1987 at KC				
45-26	339	Kerry Collins	Nov. 28, 2004 at Den.				
33-21	338	Jeff Hostetler	Sept. 18, 1994 at Den.				
34-16	337	Cotton Davidson	Oct. 16, 1964 vs. BosP.				
32-21	337	Marc Wilson	Dec. 6, 1987 vs. Buf.				
32-16	336	Daryle Lamonica	Dec. 17, 1967 vs. NYJ				
35-23	335	Vince Evans	Oct. 22, 1995 vs. Ind.				
55-35	334	Rich Gannon	Oct. 27, 2002 at KC				
28-19	333	Daryle Lamonica	Nov. 30, 1969 at NYJ				
33-20	333	Jeff Hostetler	Oct. 8, 1995 vs. Sea.				
45-26	333	Charlie Frye	Dec. 27, 2009 at Cle.				
36-23	333	Derek Carr	Nov. 1, 2015 vs. NYJ				
30-21	332	Jim Plunkett	Dec. 18, 1983 vs. SD				
37-24	332	Marc Wilson	Oct. 21, 1984 at SD				
45-30	332	Rich Gannon	Oct. 13, 2002 at StL.				
35-19	332	Carson Palmer	Nov. 6, 2011 vs. Den.				
48-26	331	Kerry Collins	Dec. 31, 2005 vs. NYG				
37-24	330	Derek Carr	Nov. 29, 2015 at Ten.				
41-26	328	Rich Gannon	Dec. 8, 2002 at SD				
54-34	328	Derek Carr	Oct. 26, 2014 at Cle.				
44-17	324	Jay Schroeder	Oct. 2, 1988 vs. Cin.				



QB Tom Flores

TOP SEASONS - RUSHING

MARCUS ALLEN, 1985

Date	Opp	Att	Yds	TD
S 8	NYJ	20	76	2
S 12	at KC	14	50	0
S 22	SF	12	59	0
S 29	at NE	21	98	0
O 6	KC	29	126	0
O 13	NO	28	107	2
O 20	at Cle.	20	81	0
O 28	SD	30	111	3
N 3	at Sea.	19	101	0
N 10	at SD	28	119	1
N 17	Cin.	31	135	0
N 24	Den.	24	173	1
D 1	at Atl.	28	156	0
D 8	at Den.	25	135	1
D 15	Sea.	27	109	1
D 23	at LARm	24	123	0
16 games		380	1,759	11

NAPOLEON KAUFMAN, 1997

Date	Opp	Att	Yds	TD
A 31	at Ten.	12	32	0
S 8	KC	22	84	1
S 14	at Atl.	14	140	2
S 21	at NYJ	27	126	0
S 28	StL	26	162	1
O 5	SD	11	13	0
O 19	Den.	28	227	1
O 26	at Sea.	17	112	1
N 2	at Car.	10	16	0
N 9	NO	15	14	0
N 16	at SD	20	109	0
N 24	at Den.	13	53	0
N 30	Mia.	12	69	0
D 7	at KC	8	7	0
D 14	Sea.	16	36	0
D 21	Jac.	21	94	0
16 games		272	1,294	6

MARK van EEGHEN, 1977

Date	Opp	Att	Yds	TD
S 18	SD	19	62	0
S 25	at Pit.	25	88	1
O 3	at KC	24	116	0
O 9	at Cle.	25	114	2
O 16	Den.	20	61	0
O 23	at NYJ	36	143	1
O 30	at Den.	31	82	1
N 6	Sea.	21	91	0
N 13	HouO.	25	74	1
N 20	at SD	12	37	0
N 28	Buf.	26	143	0
D 4	at LARm	16	79	0
D 11	Min.	28	112	1
D 18	KC	16	71	0
14 games		324	1,273	7

MARCUS ALLEN, 1984

Date	Opp	Att	Yds	TD
S 2	at HouO.	21	81	1
S 9	GB	20	81	1
S 16	at KC	22	69	0
S 24	SD	18	47	3
S 30	at Den.	13	66	0

O 7	Sea.	15	40	1
O 14	Min.	17	54	1
O 21	at SD	19	107	0
O 28	Den.	16	70	1
N 4	at Chi.	15	42	0
N 12	at Sea.	15	57	2
N 18	KC	16	95	0
N 25	Ind.	18	110	0
D 2	at Mia.	20	155	3
D 10	at Det.	17	56	0
D 16	Pit.	13	38	0
16 games		275	1,168	13

DARREN McFADDEN, 2010

Date	Opp	Att	Yds	TD
S 12	at Ten.	18	95	0
S 19	StL	30	145	0
S 26	at Ari.	25	105	1
O 3	Hou.	12	47	0
O 10	SD	(inactive)		
O 17	at SF	(inactive)		
O 24	at Den.	16	165	3
O 31	Sea.	21	111	0
N 7	KC	17	89	0
N 21	at Pit.	10	14	0
N 28	Mia.	8	2	0
D 5	at SD	19	97	1
D 12	at Jac.	16	123	2
D 19	Den.	20	119	0
D 26	Ind.	11	45	0
J 2	at KC	(inactive)		
13 games		223	1,157	7

HARVEY WILLIAMS, 1995

Date	Opp	Att	Yds	TD
S 3	SD	16	48	0
S 10	at Was.	18	84	0
S 17	at KC	20	74	2
S 24	Phi.	15	61	2
O 1	at NYJ	20	97	1
O 8	Sea.	19	160	1
O 16	at Den.	6	8	0
O 22	Ind.	8	16	0
N 5	at Cin.	24	134	1
N 12	at NYG	21	85	1
N 19	Dal.	15	59	1
N 27	at SD	20	101	0
D 3	KC	7	5	0
D 10	Pit.	12	28	0
D 17	at Sea.	12	67	0
D 24	Den.	22	87	0
16 games		255	1,114	9

MARV HUBBARD, 1972

Date	Opp	Att	Yds	TD
S 17	at Pit.	15	58	0
S 24	at GB	24	125	0
O 1	SD	16	58	1
O 9	at Hou.	14	73	0
O 15	Buf.	20	122	1
O 22	Den.	15	61	0
O 29	LARm	17	80	0
N 5	at KC	8	18	1
N 12	at Cin.	11	98	0
N 19	at Den.	13	84	1

N 26	KC	13	96	0
D 3	at SD	15	68	0
D 11	NYJ	28	118	0
D 17	Chi.	10	41	0
14 games		219	1,100	4

CLEM DANIELS, 1963

Date	Opp	Att	Yds	TD
S 7	at HouO	16	73	1
S 15	Buf.	13	76	0
S 22	BosP.	(did not play)		
S 28	at NYJ	10	30	0
O 5	at Buf.	6	21	0
O 11	at BosP.	1	-2	0
O 20	NYJ	27	200	2
O 27	at SD	19	125	0
N 3	KC	18	58	0
N 8	at KC	31	122	0
N 28	at Den.	16	90	0
D 8	SD	17	90	0
D 15	Den.	18	58	0
D 22	HouO	22	158	0
13 games		214	1,099	3

MARK van EEGHEN, 1978

Date	Opp	Att	Yds	TD
S 3	at Den.	20	89	0
S 10	at SD	12	72	0
S 17	at GB	26	151	0
S 24	NE	16	46	0
O 1	at Chi.	14	74	0
O 8	HouO	11	33	0
O 15	KC	20	76	2
O 22	at Sea.	7	26	0
O 29	SD	22	93	1
N 5	at KC	17	43	1
N 13	at Cin.	12	46	1
N 19	Det.	25	98	2
N 26	Sea.	13	53	1
D 3	Den.	15	60	0
D 10	at Mia.	12	28	0
D 17	Min.	28	92	1
16 games		270	1,080	9

LATAVIUS MURRAY, 2015

Date	Opp	Att	Yds	TD
S 13	Cin.	11	44	0
S 20	Bal.	15	65	1
S 27	at Cle.	26	139	1
O 4	at Chi.	15	49	0
O 11	Den.	13	39	0
O 25	at SD	15	85	1
N 1	NYJ	20	113	0
N 8	at Pit.	17	96	0
N 15	Min.	12	48	0
N 22	at Det.	13	28	1
N 29	at Ten.	22	59	0
D 6	KC	20	86	1
D 13	at Den.	16	27	0
D 20	GB	21	78	0
D 24	SD	19	79	1
J 3	at KC	11	31	0
16 games		266	1,066	6

TOP SEASONS - PASSER RATING

KEN STABLER, 1976 (103.4)

Date	Opp	A-C-I	Yds	TD
S 12	Pit.....	38-21-4	342	3
S 20	at KC.....	28-22-1	224	3
S 26	at HouO.....	(did not play)		
O 3	at NE.....	35-20-1	225	1
O 10	at SD.....	26-20-1	339	3
O 17	at Den.....	20-16-1	175	1
O 24	GB.....	21-13-1	220	3
O 31	Den.....	27-16-2	245	1
N 7	at Chi.....	17-11-0	234	3
N 14	KC.....	18-10-4	138	2
N 21	at Phi.....	18-14-0	133	1
N 28	TB.....	23-15-1	245	2
D 6	Cin.....	20-16-1	217	4
D 12	SD.....	(did not play)		
12 games..... 291-194-17 2,737 27				

RICH GANNON, 2002 (97.3)

Date	Opp	A-C-I	Yds	TD
S 8	Sea.....	28-19-1	214	2
S 15	at Pit.....	64-43-2	403	1
S 29	Ten.....	39-29-0	381	4
O 6	at Buf.....	38-23-0	357	3
O 13	at StL.....	45-30-2	332	1
O 20	SD.....	45-35-1	361	3
O 27	at KC.....	55-35-1	334	1
N 3	SF.....	28-18-0	164	1
N 11	at Den.....	38-34-0	352	3
N 17	NE.....	38-26-1	297	0
N 24	at Ari.....	45-27-1	340	3
D 2	NYJ.....	42-31-0	342	1
D 8	at SD.....	41-26-0	328	0
D 15	at Mia.....	31-17-1	204	1
D 22	Den.....	27-18-0	201	1
D 28	KC.....	14-7-0	79	1
16 games..... 618-418-10 4,689 26				

DEREK CARR, 2016 (96.7)

Date	Opp	A-C-I	Yds	TD
S 11	at NO.....	38-24-0	319	1
S 18	Atl.....	45-34-0	299	3
S 25	at Ten.....	35-21-1	249	1
O 2	at Bal.....	35-25-0	199	4
O 9	SD.....	40-25-1	317	2
O 16	KC.....	34-22-1	225	1
O 23	at Jac.....	37-23-0	200	1
O 30	at TB.....	59-40-0	513	4
N 6	Den.....	31-20-0	184	0
N 21	Hou.....	31-21-1	295	3
N 27	Car.....	38-26-1	315	2
D 4	Buf.....	35-19-0	260	2
D 8	at KC.....	41-17-0	117	0
D 18	at SD.....	30-19-1	213	1
D 24	Ind.....	31-21-0	232	3
15 games..... 560-357-6 3,937 28				

RICH GANNON, 2001 (95.5)

Date	Opp	A-C-I	Yds	TD
S 9	at KC.....	46-31-1	341	2
S 23	at Mia.....	25-14-0	125	0
S 30	Sea.....	28-19-0	217	3
O 7	Dal.....	28-21-0	209	1
O 14	at Ind.....	32-18-0	243	0
O 28	at Phi.....	26-17-0	158	0

N 5	Den.....	34-25-0	242	3
N 11	at Sea.....	38-24-0	257	2
N 18	SD.....	38-25-1	311	4
N 25	at NYG.....	20-13-0	221	3
D 2	Ari.....	45-29-2	302	3
D 9	KC.....	24-18-1	195	1
D 15	at SD.....	28-20-1	221	1
D 22	Ten.....	50-29-1	249	1
D 30	at Den.....	49-35-2	313	2
J 6	NYJ.....	38-23-0	224	1
16 games..... 549-361-9 3,828 27				

KEN STABLER, 1974 (94.9)

Date	Opp	A-C-I	Yds	TD
S 16	at Buf.....	22-9-1	122	0
S 22	KC.....	25-11-2	165	3
S 29	at Pit.....	12-5-0	70	1
O 6	at Cle.....	33-19-2	237	3
O 13	at SD.....	19-12-1	162	2
O 20	Cin.....	41-19-0	252	0
O 27	at SF.....	11-6-0	140	2
N 3	at Den.....	19-12-0	217	4
N 10	Det.....	24-20-0	248	2
N 17	SD.....	32-16-1	240	1
N 24	Den.....	34-22-3	234	2
D 1	NE.....	21-16-2	251	4
D 8	at KC.....	(did not play)		
D 15	Dal.....	17-11-0	131	2
13 games..... 310-178-12 2,469 26				

RICH GANNON, 2000 (92.4)

Date	Opp	A-C-I	Yds	TD
S 3	SD.....	35-20-0	176	1
S 10	at Ind.....	22-15-0	207	0
S 17	Den.....	21-13-2	159	2
S 24	Cle.....	23-14-0	179	0
O 8	at SF.....	43-21-1	310	2
O 15	at KC.....	33-28-0	244	2
O 22	Sea.....	22-15-1	176	3
O 29	at SD.....	35-16-1	156	0
N 5	KC.....	31-20-0	242	4
N 13	at Den.....	53-30-2	382	1
N 19	at NO.....	21-14-0	168	2
N 26	Atl.....	22-15-0	231	2
D 3	at Pit.....	40-21-0	273	1
D 10	NYJ.....	23-11-1	161	2
D 16	at Sea.....	17-5-3	136	1
D 24	Car.....	32-26-0	230	5
16 games..... 473-284-11 3,430 28				

JEFF GEORGE, 1997 (91.2)

Date	Opp	A-C-I	Yds	TD
A 31	at Ten.....	37-21-0	298	3
S 8	KC.....	39-19-2	295	2
S 14	at Atl.....	22-12-0	286	1
S 21	at NYJ.....	38-26-0	374	3
S 28	StL.....	30-17-1	219	4
O 5	SD.....	42-19-0	271	1
O 19	DEN.....	12-9-1	96	2
O 26	at Sea.....	29-18-0	260	2
N 2	at Car.....	38-24-1	304	2
N 9	NO.....	39-17-1	211	0
N 16	at SD.....	34-16-2	226	3
N 24	at Den.....	41-22-0	185	0
N 30	Mia.....	34-17-1	272	2

D 7	at KC.....	18-8-0	102	0
D 14	Sea.....	31-21-0	274	3
D 21	Jac.....	37-24-0	244	1
16 games..... 521-290-9 3,917 29				

DEREK CARR, 2015 (91.1)

Date	Opp	A-C-I	Yds	TD
S 13	Cin.....	12-7-0	61	0
S 20	Bal.....	46-30-1	351	3
S 27	at Cle.....	32-20-0	314	2
O 4	at Chi.....	33-20-1	196	2
O 11	Den.....	39-26-1	249	1
O 25	at SD.....	31-24-0	289	3
N 1	NYJ.....	36-23-0	333	4
N 8	at Pit.....	44-24-1	301	4
N 15	Min.....	43-29-2	302	2
N 22	at Det.....	25-13-0	169	0
N 29	at Ten.....	37-24-0	330	3
D 6	KC.....	48-31-3	283	2
D 13	at Den.....	29-12-0	135	2
D 20	GB.....	47-23-2	276	2
D 24	SD.....	38-23-1	204	1
J 3	at KC.....	33-21-1	194	1
16 games..... 573-350-13 3,987 32				

JAY SCHROEDER, 1990 (90.8)

Date	Opp	A-C-I	Yds	TD
S 9	Den.....	18-9-1	118	0
S 16	at Sea.....	17-10-0	236	1
S 23	Pit.....	19-9-0	148	1
S 30	Chi.....	15-8-0	178	0
O 7	at Buf.....	29-17-1	244	2
O 14	Sea.....	26-19-0	235	3
O 21	at SD.....	20-11-1	176	1
N 4	at KC.....	31-10-1	139	0
N 11	GB.....	23-11-3	139	0
N 19	at Mia.....	19-10-0	116	0
N 25	KC.....	18-9-0	202	0
D 2	at Den.....	23-16-0	164	0
D 10	at Det.....	19-12-2	195	3
D 16	Cin.....	20-10-0	163	3
D 22	at Min.....	15-10-0	234	4
D 30	SD.....	22-11-0	162	1
16 games..... 334-182-9 2,849 19				

KEN STABLER, 1973 (88.3)

Date	Opp	A-C-I	Yds	TD
S 16	at Min.....	(did not play)		
S 23	Mia.....	(did not play)		
O 30	at KC.....	6-4-2	43	0
O 7	at StL.....	31-19-1	207	0
O 14	at SD.....	22-13-1	193	2
O 22	at Den.....	24-16-0	313	2
O 28	at BalC.....	29-25-0	304	2
N 4	NYG.....	21-16-2	212	2
N 11	Pit.....	7-4-0	34	0
N 18	Cle.....	33-17-0	122	0
N 25	SD.....	22-12-1	165	2
D 2	at HouO.....	26-15-3	177	1
D 8	KC.....	19-10-0	88	2
D 16	Den.....	20-12-0	139	1
12 games..... 260-163-10 1,997 14				

TOP SEASONS - RECEIVING

TIM BROWN, 1997

Date	Opp	No	Yds	TD
A 31	at Ten.	8	158	3
S 8	KC	11	155	0
S 14	at Atl.	4	69	0
S 21	at NYJ	10	153	1
S 28	StL	4	56	0
O 5	SD	3	18	0
O 19	Den.	2	33	0
O 26	at Sea.	7	107	0
N 2	at Car.	10	163	0
N 9	NO	5	43	0
N 16	at SD	4	30	0
N 24	at Den.	8	55	0
N 30	Mia.	8	125	1
D 7	at KC	2	22	0
D 14	Sea.	4	57	0
D 21	Jac.	14	164	0
16 games		104	1,408	5

TODD CHRISTENSEN, 1986

Date	Opp	No	Yds	TD
S 7	at Den.	7	84	1
S 14	at Was.	6	81	0
S 21	NYG	4	27	0
S 28	SD	8	105	0
O 5	at KC	5	48	0
O 12	Sea.	4	35	0
O 19	at Mia.	5	49	0
O 26	at HouO.	7	82	3
N 2	Den.	11	158	0
N 9	at Dal.	2	30	0
N 16	Cle.	6	52	1
N 20	at SD	11	173	1
N 30	Phi.	3	43	0
D 8	at Sea.	3	50	0
D 14	KC	4	32	0
D 21	Ind.	9	104	2
16 games		95	1,153	8

JERRY RICE, 2002

Date	Opp	No	Yds	TD
S 8	Sea.	2	25	0
S 15	at Pit.	11	94	0
S 29	Ten.	7	144	1
O 6	at Buf.	4	77	1
O 13	at StL	7	133	0
O 20	SD	9	86	1
O 27	at KC	5	45	0
N 3	SF	6	74	0
N 11	at Den.	9	103	2
N 17	NE	6	65	0
N 24	at Ari.	7	110	1
D 2	NYJ	4	66	1
D 8	at SD	7	113	0
D 15	at Mia.	3	30	0
D 22	Den.	3	25	0
D 28	KC	2	21	0
16 games		92	1,211	7

TODD CHRISTENSEN, 1983

Date	Opp	No	Yds	TD
S 4	at Cin.	3	35	0
S 11	HouO	6	58	1
S 19	Mia.	6	95	1
S 25	at Den.	1	9	0
O 2	at Was.	5	70	1
O 9	KC	5	32	1
O 16	at Sea.	11	152	3
O 23	at Dal.	7	90	1
O 30	Sea.	4	60	0
N 6	at KC	3	46	0
N 13	Den.	8	114	0
N 20	at Buf.	7	86	1
N 27	NYG	4	46	0
D 1	at SD	8	140	3
D 11	StLC	6	78	0
D 18	SD	8	136	0
16 games		92	1,247	12

CHARLIE GARNER, 2002

Date	Opp	No	Yds	TD
S 8	Sea.	5	64	1
S 15	at Pit.	5	55	0
S 29	Ten.	6	60	1
O 6	at Buf.	4	83	1
O 13	at StL	5	35	0
O 20	SD	7	80	0
O 27	at KC	10	72	0
N 3	SF	3	16	0
N 11	at Den.	7	89	0
N 17	NE	7	65	0
N 24	at Ari.	5	82	0
D 2	NYJ	9	60	0
D 8	at SD	4	43	0
D 15	at Mia.	6	46	0
D 22	Den.	8	91	1
D 28	KC	0	0	0
16 games		91	941	4

TIM BROWN, 1996

Date	Opp	No	Yds	TD
S 1	at Bal.	4	31	2
S 8	at KC	8	96	0
S 15	Jac.	5	60	1
S 22	SD	11	120	2
S 29	at Chi.	6	51	1
O 6	at NYJ	5	55	0
O 13	Det.	4	41	0
O 21	at SD	5	68	0
N 4	Den.	8	126	1
N 10	at TB	5	89	0
N 17	Min.	3	48	0
N 24	at Sea.	6	77	0
D 1	Mia.	5	53	1
D 9	KC	3	67	1
D 15	at Den.	7	57	0
D 22	Sea.	5	65	0
16 games		90	1,104	9

TIM BROWN, 2001

Date	Opp	No	Yds	TD
S 9	at KC	8	133	1
S 23	at Mia.	3	20	0
S 30	Sea.	3	47	0
O 7	Dal.	7	114	0
O 14	at Ind.	7	145	0
O 28	at Phi.	3	43	0
N 5	Den.	9	95	2
N 11	at Sea.	7	86	1
N 18	SD	6	62	1
N 25	at NYG	6	117	2
D 2	Ari.	5	63	2
D 9	KC	4	35	0
D 15	at SD	5	47	0
D 22	Ten.	5	29	0
D 30	at Den.	7	72	0
J 6	NYJ	6	57	0
16 games		91	1,165	9

TIM BROWN, 1999

Date	Opp	No	Yds	TD
S 12	at GB	4	51	0
S 19	at Min.	9	86	0
S 26	Chi.	9	121	1
O 3	at Sea.	4	56	1
O 10	Den.	6	51	0
O 17	at Buf.	3	47	0
O 24	NYJ	11	190	1
O 31	Mia.	7	113	0
N 14	SD	7	117	0
N 22	at Den.	3	46	0
N 28	KC	5	83	0
D 5	Sea.	6	75	2
D 9	at Ten.	3	30	0
D 19	TB	4	47	1
D 26	at SD	3	109	0
J 2	at KC	6	122	0
16 games		90	1,344	6



WR Jerry Rice

LEAGUE RESULTS

		REGULAR SEASON						POSTSEASON					PRESEASON		
Opponent	First mtg	W	L	T	Pct	PF	PA	W	L	Pct	PF	PA	W	L	T
Arizona Cardinals ₁	1973	5	4	0	.556	210	189	0	0	-	0	0	8	8	0
Atlanta Falcons	1971	7	7	0	.500	360	327	0	0	-	0	0	3	1	0
Baltimore Ravens	1996	3	7	0	.300	175	267	0	1	.000	3	16	0	0	0
Buffalo Bills	1960	21	18	0	.538	907	836	0	2	.000	26	80	5	1	0
Carolina Panthers	1997	3	3	0	.500	140	137	0	0	-	0	0	0	0	0
Chicago Bears	1972	7	7	0	.500	249	256	0	0	-	0	0	5	5	0
Cincinnati Bengals	1968	18	10	0	.643	643	547	2	0	1.000	51	38	0	0	0
Cleveland Browns ₂	1970	12	10	0	.545	467	400	2	0	1.000	41	22	1	3	0
Dallas Cowboys	1974	6	6	0	.500	239	276	0	0	-	0	0	19	11	0
Denver Broncos	1960	62	51	2	.548	2,443	2,360	1	1	.500	59	44	6	4	0
Detroit Lions	1970	6	6	0	.500	278	241	0	0	-	0	0	6	1	0
Green Bay Packers	1972	5	7	0	.417	204	278	0	1	.000	14	33	5	5	0
Houston Texans	2004	4	6	0	.400	199	246	0	1	.000	14	27	0	1	0
Indianapolis Colts ₃	1971	8	6	0	.571	335	314	1	1	.500	54	58	2	4	0
Jacksonville Jaguars	1996	4	4	0	.500	152	171	0	0	-	0	0	0	0	0
Kansas City Chiefs ₄	1960	52	61	2	.461	2,217	2,421	1	2	.333	54	33	1	8	0
Los Angeles Chargers ₅	1960	62	52	2	.543	2,547	2,509	1	0	1.000	34	27	7	7	0
Los Angeles Rams ₆	1972	8	5	0	.615	257	278	0	0	-	0	0	12	8	0
Miami Dolphins	1966	17	16	1	.515	686	706	3	1	.750	86	67	0	3	0
Minnesota Vikings	1973	9	5	0	.643	335	280	1	0	1.000	32	14	1	5	0
New England Patriots ₇	1960	14	17	1	.453	768	733	1	2	.333	57	64	6	5	1
New Orleans Saints	1971	6	6	1	.500	286	317	0	0	-	0	0	2	4	0
New York Giants	1973	8	5	0	.615	278	242	0	0	-	0	0	0	0	0
New York Jets ₈	1960	23	17	2	.571	1,005	918	2	2	.500	105	78	7	2	0
Philadelphia Eagles	1971	5	7	0	.417	242	228	1	0	1.000	27	10	3	2	0
Pittsburgh Steelers	1970	12	10	0	.545	465	475	3	3	.500	125	84	1	2	0
San Francisco 49ers	1970	7	6	0	.538	240	291	0	0	-	0	0	19	20	0
Seattle Seahawks	1977	28	24	0	.538	1,174	1,108	1	1	.500	37	27	4	12	0
Tampa Bay Buccaneers	1976	7	2	0	.778	279	182	0	1	.000	21	48	0	1	0
Tennessee Titans ₉	1960	26	20	0	.565	1,036	1,066	4	0	1.000	164	45	5	6	0
Washington Redskins	1970	7	6	0	.538	275	290	1	0	1.000	38	9	1	4	0
TOTALS		462	411	11	.529	19,057	18,905	25	19	0.568	1,042	824	129	133	1

Note: Tie games were not included in winning percentage from 1921-71

1 - Phoenix Cardinals (1988-93); St. Louis Cardinals (1960-87)

2 - Did not play (1996-98); rejoined NFL as expansion team in 1999

3 - Baltimore Colts (1953-83)

4 - Dallas Texans (1960-62)

5 - San Diego Chargers (1961-2016)

6 - St. Louis Rams (1995-2015)

7 - Boston Patriots (1960-70)

8 - New York Titans (1960-62)

9 - Tennessee Oilers (1997-98); Houston Oilers (1960-96)

ALL-TIME HEAD COACHES

Years	Name	Regular Season Record	Postseason Record
1960-61	Eddie Erdelatz*	6-10-0	0-0
1961-62	Marty Feldman**	2-15-0	0-0
1962	Red Conkright	1-8-0	0-0
1963-65	Al Davis	23-16-3	0-0
1966-68	John Rauch	33-8-1	2-2
1969-1978	John Madden	103-32-7	9-7
1979-1987	Tom Flores	83-53-0	8-3
1988-89	Mike Shanahan***	8-12-0	0-0
1989-1994	Art Shell	54-38-0	2-3
1995-96	Mike White	15-17-0	0-0
1997	Joe Bugel	4-12-0	0-0
1998-2001	Jon Gruden	38-26-0	2-2
2002-03	Bill Callahan	15-17-0	2-1
2004-05	Norv Turner	9-23-0	0-0
2006	Art Shell	2-14-0	0-0
2007-08	Lane Kiffin****	5-15-0	0-0
2008-10	Tom Cable	17-27-0	0-0
2011	Hue Jackson	8-8-0	0-0
2012-14	Dennis Allen*****	8-28-0	0-0
2014	Tony Sparano	3-9-0	0-0
2015-17	Jack Del Rio	25-23-0	0-1

*released after two games in 1961

**released after five games in 1962

***released after four games in 1989

****released after four games in 2008

*****released after four games in 2014

PRIMETIME GAMES

MONDAY NIGHT FOOTBALL (38-28-1)

Date	Result	Score	Opponent	Attend.	Date	Result	Score	Opponent	Attend.
10/19/1970	W	34-20	Washington	54,471	11/19/1990	W	13-10	at Miami	72,393
10/4/1971	W	34-20	at Cleveland	84,285	12/10/1990	W	38-31	at Detroit	80,066
10/9/1972	W	34-0	at Houston	51,378	10/28/1991	L	21-24	at Kansas City	77,870
12/11/1972	W	24-16	New York Jets	54,843	12/16/1991	L	0-27	at New Orleans	68,625
10/22/1973	T	23-23	at Denver	51,270	9/28/1992	L	7-27	at Kansas City	77,622
9/16/1974	L	20-21	at Buffalo	80,020	12/14/1992	L	7-20	at Miami	72,220
9/22/1975	W	31-21	at Miami	78,774	10/18/1993	W	23-20	at Denver	75,937
12/8/1975	W	17-10	Denver	54,037	9/5/1994	L	14-44	at San Francisco	69,357
9/20/1976	W	24-21	at Kansas City	63,225	12/5/1994	W	24-17	at San Diego	63,604
12/6/1976	W	35-20	Cincinnati	54,037	10/16/1995	L	0-27	at Denver	75,914
10/3/1977	W	37-28	at Kansas City	63,393	11/27/1995	L	6-12	at San Diego	63,177
11/28/1977	W	34-13	Buffalo	54,598	10/21/1996	W	23-14	at San Diego	62,583
11/13/1978	W	34-21	at Cincinnati	56,600	11/4/1996	L	21-22	Denver	61,656
10/8/1979	W	13-3	Miami	54,600	12/9/1996	W	26-7	Kansas City	61,587
12/3/1979	W	42-35	at New Orleans	71,323	9/8/1997	L	27-28	Kansas City	61,523
10/20/1980	W	45-34	at Pittsburgh	53,940	11/24/1997	L	3-31	at Denver	75,953
11/17/1980	W	19-17	at Seattle	64,771	11/22/1999	L 21-27 (OT)	at Denver	75,870	
12/1/1980	W	9-3	Denver	54,563	11/13/2000	L	24-27	at Denver	75,951
9/14/1981	W	36-10	at Minnesota	48,446	11/5/2001	W	38-28	Denver	62,637
12/7/1981	W	30-27	Pittsburgh	54,555	11/11/2002	W	34-10	at Denver	76,643
12/21/1981	L	10-23	at San Diego	52,975	12/2/2002	W	26-20	New York Jets	62,257
11/22/1982	W	28-24	San Diego	55,060	9/22/2003	L	10-31	at Denver	76,753
9/19/1983	W	27-14	Miami	60,696	10/20/2003	L	10-17	Kansas City	62,391
9/24/1984	W	33-30	San Diego	80,674	12/22/2003	L	7-41	Green Bay	62,298
11/12/1984	L	14-17	at Seattle	64,931	9/11/2006	L	0-27	San Diego	62,578
12/10/1984	W	24-3	at Detroit	70,742	11/6/2006	L	0-16	at Seattle	67,816
10/28/1985	W	34-21	San Diego	72,022	9/8/2008	L	14-41	Denver	62,762
12/23/1985	W	16-6	at L.A. Rams	68,904	9/14/2009	L	20-24	San Diego	61,940
12/8/1986	L	0-37	at Seattle	64,944	9/12/2011	W	23-20	at Denver	75,671
10/12/1987	L	14-30	at Denver	63,452	9/10/2012	L	14-22	San Diego	61,896
11/30/1987	W	37-14	at Seattle	64,640	9/23/2013	L	21-37	at Denver	76,978
9/26/1988	W 30-27 (OT)		at Denver	75,964	11/21/2016	W	27-20	Houston (<i>Mexico City</i>)	76,473
11/28/1988	L	27-35	at Seattle	62,641	12/25/2017	L	10-19	at Philadelphia	65,596
10/9/1989	W	14-7	at New York Jets	76,891					

THURSDAY NIGHT GAMES (7-6)

Date	Opponent	Result
10/25/1979	San Diego	W, 45-22
12/1/1983	at San Diego	W, 42-10
9/12/1985	at Kansas City	L, 20-36
11/20/1986	at San Diego	W, 37-31 (OT)
12/9/1999	at Tennessee	L, 14-21
9/8/2005	at New England	L, 20-30
12/4/2008	at San Diego	L, 7-34
11/10/2011	at San Diego	W, 24-17
12/6/2012	Denver	L, 13-26
11/20/2014	Kansas City	W, 24-20
12/24/2015	San Diego	W, 23-20 (OT)
12/8/2016	at Kansas City	L, 13-21
10/19/2017	Kansas City	W, 31-30

THANKSGIVING GAMES (3-4)

Date	Opponent	Result
11/28/1963	at Denver	W, 26-10
11/24/1966	Buffalo	L, 10-31
11/23/1967	at Kansas City	W, 44-22
11/28/1968	Buffalo	W, 13-10
11/26/1970	at Detroit	L, 14-28
11/26/2009	at Dallas	L, 7-24
11/28/2013	at Dallas	L, 24-31

SUNDAY NIGHT GAMES* (19-20)

Date	Opponent	Result	Date	Opponent	Result
9/24/1978	vs. New England	L, 14-21	11/1/1998	at Seattle	W, 31-18
12/3/1978	vs. Denver	L, 6-21	10/3/1999	at Seattle	L, 21-22
10/23/1983	at Dallas	W, 40-38	10/29/2000	at San Diego	W, 15-13
11/15/1987	at San Diego	L, 14-16	12/10/2000	N.Y. Jets	W, 31-7
11/6/1988	at San Diego	W, 13-3	10/14/2001	at Indianapolis	W, 23-18
11/12/1989	at San Diego	L, 12-14	11/11/2001	at Seattle	L, 27-34
12/17/1989	at Seattle	L, 17-23	9/15/2002	at Pittsburgh	W, 30-17
10/7/1990	at Buffalo	L, 24-38	11/17/2002	New England	W, 27-20
10/13/1991	at Seattle	W, 23-30 (OT)	9/7/2003	at Tennessee	L, 20-25
12/1/1991	at San Diego	W, 9-7	9/26/2004	Tampa Bay	W, 30-20
9/6/1992	at Denver	L, 13-17	11/28/2004	at Denver	W, 25-24
9/28/1992	at Kansas City	L, 7-27	9/18/2005	Kansas City	L, 17, 23
9/12/1993	at Seattle	W, 17-13	12/4/2005	at San Diego	L, 10-34
11/6/1994	at Kansas City	L, 3-13	10/15/2006	at Denver	L, 3-13
12/18/1994	at Kansas City	W, 17-16	10/6/2013	San Diego	W, 27-17
10/1/1995	at N.Y. Jets	W, 47-10	11/6/2016	Denver	W, 30-20
12/17/1995	at Seattle	L, 10-44	9/24/2017	at Washington	L, 10-27
11/17/1996	Minnesota	L, 13-16	11/5/2017	at Miami	W, 27-24
11/16/1997	at San Diego	W, 38-13	12/17/2017	Dallas	L, 17-20
9/6/1998	at Kansas City	L, 8-28			

*=since 1978

OVERTIME/SHUTOUT VICTORIES

OVERTIME GAMES (20-18)

Date	Result	Score	Opponent	Date	Result	Score	Opponent
11/23/1975	W	26-23	at Washington	11/10/1996	L	17-20	at Tampa Bay
11/30/1975	W	37-34	Atlanta	11/17/1996	L	13-16	Minnesota
12/24/1977	W	37-31	at Baltimore (AFC Divisional)	8/31/1997	L	21-24	at Tennessee
10/1/1978	W	25-19	at Chicago	11/22/1999	L	21-27	at Denver
9/14/1980	L	24-30	at San Diego	1/2/2000	W	41-38	at Kansas City
10/28/1984	L	19-22	Denver	10/8/2000	W	34-28	at San Francisco
11/10/1985	L	34-40	at San Diego	12/2/2001	L	31-34	Arizona
11/24/1985	W	31-28	Denver	1/19/2002	L	13-16	at New England (AFC Divisional)
12/8/1985	W	17-14	at Denver	10/20/2002	L	21-27	San Diego
11/20/1986	W	37-31	at San Diego	11/3/2002	L	20-23	San Francisco
11/30/1986	L	27-33	Philadelphia	9/28/2003	W	34-31	San Diego
9/26/1988	W	30-27	at Denver	11/9/2003	L	24-27	New York Jets
12/3/1989	W	16-13	Denver	9/16/2007	L	20-23	at Denver
10/13/1991	W	23-20	at Seattle	10/19/2008	W	16-13	New York Jets
12/8/1991	L	27-30	Buffalo	11/7/2010	W	23-20	Kansas City
9/13/1992	L	21-24	at Cincinnati	12/24/2011	W	16-13	at Kansas City
1/2/1994	W	33-30	Denver	10/21/2012	W	26-23	Jacksonville
10/16/1994	L	17-20	at Miami	12/24/2015	W	23-20	San Diego
9/17/1995	L	17-23	at Kansas City	10/30/2016	W	30-24	at Tampa Bay

SHUTOUT VICTORIES

Date	Score	Opponent	Date	Score	Opponent
12/16/1962	20-0	Boston	9/18/1977	24-0	San Diego
9/10/1967	51-0	Denver	9/8/1985	31-0	New York Jets
11/24/1968	34-0	at Cincinnati	9/13/1987	20-0	at Green Bay
9/26/1971	34-0	at San Diego	9/15/1991	16-0	Indianapolis
10/9/1972	34-0	at Houston Oilers	10/18/1992	19-0	at Seattle
11/4/1973	42-0	New York Giants	11/22/1992	24-0	Denver
9/29/1974	17-0	at Pittsburgh	12/19/1999	45-0	Tampa Bay
10/5/1975	6-0	at San Diego	1/6/2001	27-0	Miami (AFC Divisional)
10/26/1975	25-0	San Diego	12/28/2002	24-0	Kansas City
12/12/1976	24-0	San Diego	12/16/2012	15-0	Kansas City



S Charles Woodson against San Diego, Dec. 24, 2015

RESULTS BY SEASON

YEAR	OVERALL				HOME				AWAY			
	W	L	T	Pct	W	L	T	Pct	W	L	T	Pct
1960	6	8	0	.429	3	4	0	.429	3	4	0	.429
1961	2	12	0	.143	1	6	0	.143	1	6	0	.143
1962	1	13	0	.071	1	6	0	.143	0	7	0	.000
1963	10	4	0	.714	6	1	0	.857	4	3	0	.571
1964	5	7	2	.417	5	2	0	.714	0	5	2	.000
1965	8	5	1	.615	5	2	0	.714	3	3	1	.500
1966	8	5	1	.615	3	3	1	.500	5	2	0	.714
1967	13	1	0	.929	7	0	0	1.000	6	1	0	.857
1968	12	2	0	.857	6	1	0	.857	6	1	0	.857
1969	12	1	1	.923	7	0	0	1.000	5	1	1	.833
1970	8	4	2	.667	6	1	0	.857	2	3	2	.400
1971	8	4	2	.667	5	1	1	.833	3	3	1	.500
1972	10	3	1	.750	5	1	1	.786	5	2	0	.714
1973	9	4	1	.679	5	2	0	.714	4	2	1	.643
1974	12	2	0	.857	6	1	0	.857	6	1	0	.857
1975	11	3	0	.786	6	1	0	.857	5	2	0	.714
1976	13	1	0	.929	7	0	0	1.000	6	1	0	.857
1977	11	3	0	.786	6	1	0	.857	5	2	0	.714
1978	9	7	0	.563	4	4	0	.500	5	3	0	.625
1979	9	7	0	.563	6	2	0	.750	3	5	0	.375
1980	11	5	0	.688	6	2	0	.750	5	3	0	.625
1981	7	9	0	.438	4	4	0	.500	3	5	0	.375
1982	8	1	0	.889	4	0	0	1.000	4	1	0	.800
1983	12	4	0	.750	6	2	0	.750	6	2	0	.750
1984	11	5	0	.688	6	2	0	.750	5	3	0	.625
1985	12	4	0	.750	7	1	0	.875	5	3	0	.625
1986	8	8	0	.500	3	5	0	.375	5	3	0	.625
1987	5	10	0	.333	3	5	0	.375	2	5	0	.286
1988	7	9	0	.438	3	5	0	.375	4	4	0	.500
1989	8	8	0	.500	7	1	0	.875	1	7	0	.125
1990	12	4	0	.750	6	2	0	.750	6	2	0	.750
1991	9	7	0	.563	5	3	0	.625	4	4	0	.500
1992	7	9	0	.438	5	3	0	.625	2	6	0	.250
1993	10	6	0	.625	5	3	0	.625	5	3	0	.625
1994	9	7	0	.563	4	4	0	.500	5	3	0	.625
1995	8	8	0	.500	4	4	0	.500	4	4	0	.500
1996	7	9	0	.438	4	4	0	.500	3	5	0	.375
1997	4	12	0	.250	2	6	0	.250	2	6	0	.250
1998	8	8	0	.500	4	4	0	.500	4	4	0	.500
1999	8	8	0	.500	5	3	0	.625	3	5	0	.375
2000	12	4	0	.750	7	1	0	.875	5	3	0	.625
2001	10	6	0	.625	5	3	0	.625	5	3	0	.625
2002	11	5	0	.688	6	2	0	.750	5	3	0	.625
2003	4	12	0	.250	4	4	0	.500	0	8	0	.000
2004	5	11	0	.313	3	5	0	.375	2	6	0	.250
2005	4	12	0	.250	2	6	0	.250	2	6	0	.250
2006	2	14	0	.125	2	6	0	.250	0	8	0	.000
2007	4	12	0	.250	2	6	0	.250	2	6	0	.250
2008	5	11	0	.313	2	6	0	.250	3	5	0	.375
2009	5	11	0	.313	2	6	0	.250	3	5	0	.375
2010	8	8	0	.500	5	3	0	.625	3	5	0	.375
2011	8	8	0	.500	3	5	0	.375	5	3	0	.625
2012	4	12	0	.250	3	5	0	.375	1	7	0	.125
2013	4	12	0	.250	3	5	0	.375	1	7	0	.125
2014	3	13	0	.188	3	5	0	.375	0	8	0	.000
2015	7	9	0	.438	3	5	0	.375	4	4	0	.500
2016	12	4	0	.750	6	2	0	.750	6	2	0	.750
2017	6	10	0	.375	4	4	0	.500	2	6	0	.250
TOTAL	462	411	11	.529	258	181	3	.587	204	230	8	.471

RESULTS BY SEASON

HOME RECORDS BY STADIUM

Years	Stadium	W	L	T	Pct
1960	Kezar Stadium	2	2	0	.500
1960-61	Candlestick Park	2	8	0	.200
1962-65	Frank Youell Field	17	11	0	.600
1966-81, 1995-2017	Oakland-Alameda County Coliseum	171	122	3	.583
1973	Memorial Stadium, Berkeley	1	0	0	1.000
1982-94	Los Angeles Memorial Coliseum	64	36	0	.600
2014	Wembley Stadium, London	0	1	0	.000
2016-17	Estadio Azteca, Mexico City	1	1	0	.500
TOTAL		258	181	3	.587

ALL-TIME VS. AFL/AFC WEST

YEAR	W-L-T	HOME	ROAD	DEN.	DAL./KC	LA/SD	CIN.	TB	SEA.
1960	2-4-0	1-2-0	1-2-0	1-1-0	1-1-0	0-2-0			
1961	1-5-0	1-2-0	0-3-0	1-1-0	0-2-0	0-2-0			
1962	0-6-0	0-3-0	0-3-0	0-2-0	0-2-0	0-2-0			
1963	6-0-0	3-0-0	3-0-0	2-0-0	2-0-0	2-0-0			
1964	2-3-1	2-1-0	0-2-1	1-0-1	0-2-0	1-1-0			
1965	3-3-0	2-1-0	1-2-0	2-0-0	1-1-0	0-2-0			
1966	4-2-0	1-2-0	3-0-0	2-0-0	1-1-0	1-1-0			
1967	6-0-0	3-0-0	3-0-0	2-0-0	2-0-0	2-0-0			
1968	6-2-0	3-1-0	3-1-0	2-0-0	1-1-0	1-1-0	2-0-0		
1969	7-1-0	4-0-0	3-1-0	2-0-0	2-0-0	2-0-0	1-1-0		
1970	4-0-2	3-0-0	1-0-2	2-0-0	1-0-1	1-0-1			
1971	4-1-1	2-0-1	2-1-0	2-0-0	0-1-1	2-0-0			
1972	3-2-1	1-1-1	2-1-0	1-1-0	1-1-0	1-0-1			
1973	4-1-1	3-0-0	1-1-1	1-0-1	1-1-0	2-0-0			
1974	5-1-0	2-1-0	3-0-0	1-1-0	2-0-0	2-0-0			
1975	5-1-0	3-0-0	2-1-0	2-0-0	1-1-0	2-0-0			
1976	7-0-0	4-0-0	3-0-0	2-0-0	2-0-0	2-0-0		1-0-0	
1977	5-2-0	3-1-0	2-1-0	1-1-0	2-0-0	1-1-0			1-0-0
1978	3-5-0	1-3-0	2-2-0	0-2-0	2-0-0	1-1-0			0-2-0
1979	3-5-0	2-2-0	1-3-0	2-0-0	0-2-0	1-1-0			0-2-0
1980	6-2-0	3-1-0	3-1-0	2-0-0	1-1-0	1-1-0			2-0-0
1981	2-6-0	1-3-0	1-3-0	0-2-0	0-2-0	0-2-0			2-0-0
1982	5-0-0	3-0-0	2-0-0	1-0-0	1-0-0	2-0-0			1-0-0
1983	6-2-0	3-1-0	3-1-0	2-0-0	2-0-0	2-0-0			0-2-0
1984	5-3-0	3-1-0	2-2-0	0-2-0	2-0-0	2-0-0			1-1-0
1985	5-3-0	4-0-0	1-3-0	2-0-0	1-1-0	1-1-0			1-1-0
1986	4-4-0	2-2-0	2-2-0	0-2-0	1-1-0	2-0-0			1-1-0
1987	2-6-0	1-3-0	1-3-0	0-2-0	1-1-0	0-2-0			1-1-0
1988	6-2-0	3-1-0	3-1-0	2-0-0	2-0-0	2-0-0			0-2-0
1989	3-5-0	3-1-0	0-4-0	1-1-0	1-1-0	1-1-0			0-2-0
1990	6-2-0	3-1-0	3-1-0	2-0-0	0-2-0	2-0-0			2-0-0
1991	5-3-0	2-2-0	3-1-0	2-0-0	0-2-0	1-1-0			2-0-0
1992	4-4-0	3-1-0	1-3-0	1-1-0	1-1-0	0-2-0			2-0-0
1993	5-3-0	2-2-0	3-1-0	2-0-0	0-2-0	1-1-0			2-0-0
1994	4-4-0	1-3-0	3-1-0	2-0-0	0-2-0	1-1-0			1-1-0
1995	2-6-0	2-2-0	0-4-0	0-2-0	0-2-0	1-1-0			1-1-0
1996	3-5-0	1-3-0	2-2-0	0-2-0	1-1-0	1-1-0			1-1-0
1997	2-6-0	1-3-0	1-3-0	1-1-0	0-2-0	1-1-0			0-2-0
1998	4-4-0	2-2-0	2-2-0	0-2-0	0-2-0	2-0-0			2-0-0
1999	3-5-0	2-2-0	1-3-0	0-2-0	1-1-0	1-1-0			1-1-0
2000	5-3-0	3-1-0	2-2-0	0-2-0	2-0-0	2-0-0			1-1-0
2001	6-2-0	4-0-0	2-2-0	1-1-0	2-0-0	2-0-0			1-1-0
2002	4-2-0	2-1-0	2-1-0	2-0-0	1-1-0	1-1-0			
2003	1-5-0	1-2-0	0-3-0	0-2-0	0-2-0	1-1-0			
2004	1-5-0	0-3-0	1-2-0	1-1-0	0-2-0	0-2-0			
2005	0-6-0	0-3-0	0-3-0	0-2-0	0-2-0	0-2-0			
2006	0-6-0	0-3-0	0-3-0	0-2-0	0-2-0	0-2-0			
2007	2-4-0	1-2-0	1-2-0	1-1-0	1-1-0	0-2-0			
2008	2-4-0	0-3-0	2-1-0	1-1-0	1-1-0	0-2-0			
2009	2-4-0	0-3-0	2-1-0	1-1-0	1-1-0	0-2-0			
2010	6-0-0	3-0-0	3-0-0	2-0-0	2-0-0	2-0-0			
2011	3-3-0	0-3-0	3-0-0	1-1-0	1-1-0	1-1-0			
2012	2-4-0	1-2-0	1-2-0	0-2-0	2-0-0	0-2-0			
2013	1-5-0	1-2-0	0-3-0	0-2-0	0-2-0	1-1-0			
2014	1-5-0	1-2-0	0-3-0	0-2-0	1-1-0	0-2-0			
2015	3-3-0	1-2-0	2-1-0	1-1-0	0-2-0	2-0-0			
2016	3-3-0	2-1-0	1-2-0	1-1-0	0-2-0	2-0-0			
2017	2-4-0	2-1-0	0-3-0	1-1-0	1-1-0	0-2-0			
TOTALS	206-187-6	112-88-2	95-99-4	62-51-2	52-61-2	62-52-2	3-1-0	1-0	26-22-0

ALL-TIME PRESEASON RESULTS

1960 (2-3)

July 31	L	13-20	Dallas Texans	12,000
Aug. 13	W	23-17	N.Y. Titans (Sacramento)	9,551
Aug. 19	L	17-24	L.A. Chargers	6,521
Aug. 24	W	26-21	at Buffalo	17,071
Aug. 28	L	14-28	Boston (Amherst)	3,500

1961 (1-3)

Aug. 3	L	17-35	Houston Oilers (Honolulu)	12,500
Aug. 10	L	21-48	Denver (Spokane)	6,500
Aug. 27	L	7-35	at San Diego	10,436
Sept. 4	W	49-12	Denver	6,300

1962 (1-4)

Aug. 4	L	3-13	Dallas Texans (Atlanta)	8,000
Aug. 11	W	21-20	Boston (Providence)	9,000
Aug. 18	L	6-22	Dallas Texans (Midland)	10,000
Aug. 26	L	27-33	San Diego	17,053
Aug. 31	L	12-41	Denver (Stockton)	5,000

1963 (3-2)

Aug. 4	W	24-17	Boston	9,721
Aug. 11	W	35-19	Denver	9,655
Aug. 17	L	21-35	Kansas City (Seattle)	13,500
Aug. 23	W	43-16	N.Y. Jets	8,317
Aug. 31	L	3-13	at San Diego	17,517

1964 (3-2)

Aug. 9	L	14-21	Kansas City	11,118
Aug. 14	W	20-7	at Denver	13,545
Aug. 23	W	34-31	Buffalo	10,243
Aug. 29	W	34-20	Houston Oilers (Las Vegas)	8,500
Sept. 5	L	10-24	at San Diego	16,746

1965 (3-2)

Aug. 7	W	10-3	at San Diego	27,168
Aug. 14	L	17-27	Denver (Salt Lake City)	18,000
Aug. 22	W	23-6	Kansas City	13,592
Aug. 28	L	17-46	San Diego (Portland)	15,234
Sept. 4	W	30-20	Denver (Sacramento)	14,550

1966 (2-2)

Aug. 2	L	17-26	at Houston Oilers	36,935
Aug. 13	W	17-7	at San Diego	17,097
Aug. 20	L	10-21	Boston (Anaheim)	36,038
Aug. 28	W	52-21	at Denver	14,074

1967 (2-3)

Aug. 5	W	24-23	San Diego	24,855*
Aug. 12	W	24-7	Houston Oilers	23,647*
Aug. 19	L	0-48	Kansas City (Portland)	13,352*
Aug. 27	L	17-21	Denver (North Platte)	6,600
Sept. 3	L	10-13	San Francisco	53,254

1968 (3-2)

Aug. 3	L	12-14	Baltimore Colts	51,154*
Aug. 10	W	37-7	San Diego	38,922*
Aug. 24	L	21-31	at Kansas City	43,769*
Sept. 1	W	26-19	at San Francisco	57,593
Sept. 7	W	23-7	Denver (Portland)	18,031*

1969 (2-3)

Aug. 2	L	17-23	Kansas City (Birmingham)	21,000*
Aug. 9	L	30-34	Baltimore Colts	51,246*
Aug. 16	L	7-10	at San Diego	35,940*
Aug. 25	W	24-6	N.Y. Jets	52,927*
Aug. 31	W	42-28	San Francisco	52,122

1970 (2-4)

Aug. 8	L	21-33	Baltimore Colts	53,519
Aug. 17	W	30-19	at Philadelphia	50,853
Aug. 22	L	23-34	at L.A. Rams	67,497
Aug. 30	L	13697	Green Bay	53,395
Sept. 6	W	31-17	at San Francisco	55,521
Sept. 12	L	6-20	Pittsburgh	53,005

1971 (5-1)

Aug. 9	L	24-25	Philadelphia	53,706*
Aug. 14	W	41-20	N.Y. Jets	53,693*
Aug. 21	W	20-7	L.A. Rams (Berkeley)	67,739
Aug. 28	W	17-13	at Green Bay	56,263*
Sept. 4	W	34-28	San Francisco	53,696*
Sept. 11	W	24-3	Baltimore (Jacksonville)	50,212*

1972 (4-2)

Aug. 5	W	31-24	New England	53,661*
Aug. 14	W	16-0	Baltimore Colts	53,627*
Aug. 19	W	34-9	at L.A. Rams	60,762*
Aug. 26	W	31-13	Buffalo (Berkeley)	60,046
Sept. 3	L	21-34	at San Francisco	61,237*
Sept. 9	L	10-16	at Dallas	62,607*

1973 (4-1-1)

Aug. 5	T	17-17	at New England	43,914*
Aug. 11	W	27-26	Dallas	53,723*
Aug. 18	W	16-3	L.A. Rams (Berkeley)	57,549
Aug. 25	L	10-34	Minnesota (Berkeley)	57,515
Sept. 1	W	23-17	San Francisco	53,612
Sept. 8	W	17-7	at Buffalo	70,128

1974 (5-1)

Aug. 3	W	27-7	Dallas	41,049*
Aug. 10	W	28-16	Atlanta (Berkeley)	34,319
Aug. 16	W	41-10	at Detroit	30,055*
Aug. 24	L	14-25	Philadelphia	53,077*
Sept. 2	W	20-19	at San Francisco	52,538*
Sept. 7	W	31-6	N.Y. Jets (Berkeley)	55,417



Yowell Field

ALL-TIME PRESEASON RESULTS

1975 (5-1)

Aug. 10	W	34-0	Detroit (Berkeley)	52,524
Aug. 17	W	24-21	Pittsburgh (Berkeley)	57,937
Aug. 23	W	22-7	at Atlanta	43,151*
Aug. 30	W	40-21	San Francisco	52,866*
Sept. 5	W	31-20	at Dallas	41,117*
Sept. 11	L	0-6	at L.A. Rams	68,630*

1976 (5-1)

July 31	W	27-14	Dallas	52,391*
Aug. 7	W	20-9	St. Louis (Phoenix)	33,216*
Aug. 13	W	41-17	at N.Y. Jets (Yankee Stadium)	10,726*
Aug. 21	L	14-23	L.A. Rams	52,615*
Aug. 29	W	14-9	at San Francisco	52,704
Sept. 4	W	45-28	Seattle	51,487*

1977 (4-2)

Aug. 8	W	40-0	Houston Oilers	51,777*
Aug. 13	L	13-20	Chicago	52,909*
Aug. 18	L	10-12	at Seattle	62,187*
Aug. 27	W	35-7	San Diego	52,346*
Sept. 3	W	33-0	San Francisco	53,442*
Sept. 9	W	21-0	at L.A. Rams	57,031*

1978 (2-2)

Aug. 5	W	14-13	at Chicago	54,758*
Aug. 12	L	7-21	New England	53,335*
Aug. 20	W	31-14	at San Francisco	58,658
Aug. 26	L	3-28	L.A. Rams	53,776*

1979 (3-2)

July 28	W	20-13	Dallas (Canton)	20,648
Aug. 4	L	14-20(OT)	at L.A. Rams	54,575
Aug. 11	W	41-10	San Francisco	53,503*
Aug. 19	L	14-35	at New England	46,518
Aug. 25	W	48-21	Buffalo	52,440

1980 (2-2)

Aug. 9	L	14-33	at San Francisco	55,585
Aug. 16	W	31-29	New England	41,649
Aug. 23	L	17-34	at Washington	47,547
Aug. 30	W	24-23	Philadelphia	41,230

1981 (2-2)

Aug. 8	W	17-16	Atlanta	42,697
Aug. 15	L	14-34	at Green Bay	55,151
Aug. 22	L	21-23	at New England	43,032
Aug. 29	W	21-7	San Francisco	51,192*

1982 (2-2)

Aug. 14	W	17-14	at San Francisco	61,065
Aug. 21	L	16-30	at Detroit	59,924*
Aug. 29	W	24-3	Green Bay	54,268*
Sept. 4	L	10-37	Cleveland	53,460*

1983 (1-3)

Aug. 6	W	26-23 (OT)	San Francisco	41,337*
Aug. 13	L	17-20	at N.Y. Jets	51,454*
Aug. 20	L	21-27	Chicago	41,032*
Aug. 26	L	17-20	at Cleveland	64,486*

1984 (1-3)

Aug. 4	L	10-13	at San Francisco	61,361*
Aug. 10	W	21-20	at Washington	55,415*
Aug. 19	L	23-29	Miami	47,060
Aug. 24	L	14-20	N.Y. Jets	53,072*

1985 (1-3)

Aug. 10	L	21-28	San Francisco	61,784*
Aug. 18	L	9-14	Washington	56,939
Aug. 24	L	17-23	Miami	55,414*
Aug. 30	W	26-7	at Cleveland	44,926*

1986 (2-2)

Aug. 10	L	0-32	at San Francisco	61,834
Aug. 16	W	24-19	Dallas	60,248*
Aug. 22	W	24-10	New England	52,061*
Aug. 28	L	22-25	Cleveland	57,780*

1987 (1-3)

Aug. 15	L	16-42	San Francisco	53,838*
Aug. 22	L	3-7	Buffalo	47,281*
Aug. 30	W	34-10	at Dallas	50,729*
Sept. 5	L	17-20	Chicago	56,682

1988 (1-3)

Aug. 6	L	10-24	at San Francisco	64,457*
Aug. 3	L	17-27	Dallas	50,071
Aug. 20	L	27-45	Washington	45,982*
Aug. 26	W	37-22	Chicago	63,079*

1989 (0-4)

Aug. 12	L	7-37	San Francisco	36,739*
Aug. 19	L	20-27	Dallas	39,154*
Aug. 26	L	21-23	Houston (Oakland)	50,642*
Sept. 2	L	38-41	Chicago	39,061

1990 (4-1)

Aug. 5	L	10-17	New Orleans (London)	63,106*
Aug. 11	W	23-13	at San Francisco	66,455*
Aug. 18	W	16-14	Dallas	31,120
Aug. 24	W	20-3	at Chicago	66,946*
Sept. 1	W	34-7	San Diego	30,326

1991 (3-2)

July 27	L	17-24	San Francisco	51,513
Aug. 4	L	17-19	Miami (Tokyo)	51,122*
Aug. 12	W	13-10	at Dallas	55,981*
Aug. 17	W	13-10	Chicago	35,538
Aug. 23	W	17-7	at San Diego	48,509*

1992 (1-3)

Aug. 8	L	10-24	at San Francisco	52,505*
Aug. 15	L	16-19 (OT)	at L.A. Rams	61,119*
Aug. 22	L	23-27	Washington	53,424
Aug. 29	W	30-26	Houston Oilers	50,084

1993 (2-3)

July 31	W	19-3	Green Bay (Canton)	23,863
Aug. 8	L	0-27	San Francisco (Stanford)	82,908
Aug. 14	L	7-13	at Dallas	62,557*
Aug. 20	L	7-18	at Indianapolis	45,959*
Aug. 28	W	20-19	at L.A. Rams	50,438*

1994 (4-1)

July 31	W	25-22 (OT)	Den. (Barcelona)	37,406*
Aug. 7	W	27-19	at Dallas	61,932*
Aug. 13	L	17-27	at Pittsburgh	58,058*
Aug. 20	W	29-20	at L.A. Rams	50,315*
Aug. 27	W	24-23	at Houston Oilers	50,182

1995 (3-1)

Aug. 5	W	27-14	at Dallas	62,031*
Aug. 12	W	27-22	St. Louis	50,000
Aug. 18	L	17-20	at Minnesota	45,306*
Aug. 25	W	32-24	NE (Stanford)	51,709*

1996 (2-3)

July 27	L	34-35	at Dallas	61,524*
Aug. 2	W	26-3	at Arizona	36,869*
Aug. 8	L	19-24	Seattle	38,219
Aug. 15	L	6-27	at Atlanta	30,553*
Aug. 23	W	44-27	N.Y. Jets	40,795*

ALL-TIME PRESEASON RESULTS

1997 (2-2)

Aug. 3	W	34-27	at Dallas	61,028*
Aug. 8	L	24-37	Green Bay	42,956
Aug. 16	W	18-16	New Orleans	36,771
Aug. 22	L	13-15	at Arizona	39,408*

1998 (2-2)

Aug. 8	W	16-3	at Dallas	61,048*
Aug. 16	W	27-21	at Green Bay	60,067
Aug. 24	L	7-41	Tampa Bay	32,017*
Aug. 29	L	14-21	Arizona	31,858

1999 (3-1)

Aug. 7	W	18-17	at St. Louis	45,449*
Aug. 15	W	10-3	Dallas	37,000
Aug. 30	L	8-16	San Francisco	61,901*
Sept. 3	W	43-7	at Arizona	42,076

2000 (3-1)

Aug. 5	L	17-31	at St. Louis	64,125
Aug. 13	W	21-20	at Dallas	56,878
Aug. 18	W	23-17	Detroit	32,365
Aug. 24	W	20-0	Seattle	32,012

2001 (3-2)

Aug. 4	W	21-14	Dallas	37,978*
Aug. 11	W	10-7	at Arizona	33,482*
Aug. 19	L	17-20	at San Francisco	67,817
Aug. 27	L	6-21	Dal. (Mexico City)	88,309*
Aug. 31	W	24-13	Green Bay	38,783*

2002 (2-2)

Aug. 8	L	6-20	at Dallas	62,836*
Aug. 15	L	14-24	at Tennessee	68,531*
Aug. 24	W	17-10	San Francisco	40,120*
Aug. 29	W	31-3	Arizona	35,738*

2003 (1-3)

Aug. 8	W	7-6	St. Louis	37,341*
Aug. 14	L	10-14	at San Francisco	65,856*
Aug. 22	L	6-21	Minnesota	37,411*
Aug. 28	L	13-52	at Dallas	53,078*

2004 (3-1)

Aug. 14	W	30-33	at San Francisco	63,854*
Aug. 21	L	20-21	Dallas	35,000*
Aug. 28	W	17-16	at Arizona	35,070*
Sept. 2	W	28-24	St. Louis	38,499*

2005 (1-3)

Aug. 13	L	13-21	at San Francisco	61,446*
Aug. 20	L	17-19	at Houston	70,116*
Aug. 26	L	16-17	Arizona	36,408*
Sept. 1	W	13-6	New Orleans	32,191*

2006 (4-1)

Aug. 6	W	16-10	Phi. (Canton)	22,200*
Aug. 14	W	16-13	at Minnesota	63,278*
Aug. 20	W	23-7	San Francisco	47,849*
Aug. 25	W	21-3	Detroit	43,889*
Aug. 31	L	7-30	at Seattle	67,158*

2007 (2-2)

Aug. 11	W	27-23	Arizona	39,911*
Aug. 18	L	21-26	at San Francisco	68,107*
Aug. 24	W	20-10	St. Louis	44,131*
Aug. 30	L	14-19	at Seattle	66,700*

2008 (1-3)

Aug. 8	W	18-6	San Francisco	52,609*
Aug. 15	L	16-17	at Tennessee	69,143*
Aug. 23	L	0-24	Arizona	39,331*
Aug. 29	L	16-23	at Seattle	67,163*

2009 (1-3)

Aug. 13	W	31-10	Dallas	33,165*
Aug. 22	L	20-21	at San Francisco	61,907*
Aug. 29	L	7-45	New Orleans	32,585
Sept. 3	L	21-31	at Seattle	66,697*

2010 (3-1)

Aug. 12	W	17-9	at Dallas	72,282*
Aug. 21	W	32-17	at Chicago	60,207*
Aug. 28	L	24-28	San Francisco	42,248*
Sept. 2	W	27-24	Seattle	23,957*

2011 (0-4)

Aug. 11	L	18-24	Arizona	25,699*
Aug. 20	L	3-17	at San Francisco	69,732*
Aug. 28	L	20-40	New Orleans	34,322*
Sept. 2	L	3-20	at Seattle	65,418*

2012 (1-3)

Aug. 13	L	0-3	Dallas	50,403*
Aug. 17	L	27-31	at Arizona	59,605*
Aug. 25	W	31-20	Detroit	41,420*
Aug. 30	L	3-21	at Seattle	66,157*

2013 (1-3)

Aug. 9	W	19-17	Dallas	43,013*
Aug. 16	L	20-28	at New Orleans	72,122*
Aug. 23	L	26-34	Chicago	41,946*
Aug. 29	L	6-22	at Seattle	67,341*

2014 (2-2)

Aug. 8	L	6-10	at Minnesota	51,752*
Aug. 15	W	27-26	Detroit	50,511*
Aug. 22	L	21-31	at Green Bay	73,907*
Aug. 28	W	41-31	Seattle	50,831*

2015 (1-3)

Aug. 14	W	18-3	St. Louis	50,801*
Aug. 22	L	12-20	at Minnesota	50,656*
Aug. 30	L	23-30	Arizona	50,500*
Sept. 3	L	21-31	at Seattle	68,032*

2016 (1-3)

Aug. 12	W	31-10	at Arizona	64,583*
Aug. 18	L	12-20	at Green Bay	74,089*
Aug. 27	L	14-27	Tennessee	53,300*
Sept. 1	L	21-23	Seattle	53,473*

2017 (0-4)

Aug. 12	L	10-20	at Arizona	64,183*
Aug. 19	L	21-24	Los Angeles Rams	53,659*
Aug. 26	L	20-24	at Dallas	90,135*
Aug. 31	L	13-17	Seattle	53,812*

*Night game

ALL-TIME RESULTS BY SEASON

*Denotes night game

1960 (6-8)

Head Coach: Eddy Erdelatz		Result	Score	Attend
Sept. 11	Houston	L	22-37	12,703
Sept. 16	Dallas Texans	L	16-34	8,021*
Sept. 25	at Houston	W	14-13	12,241
Oct. 2	at Denver	L	14-31	18,372
Oct. 9	at Dallas Texans	W	20-19	21,000
Oct. 16	Boston	W	27-14	11,500
Oct. 23	at Buffalo	L	9-38	8,876
Oct. 28	at N.Y. Titans	W	28-27	10,000*
Nov. 4	at Boston	L	28-34	8,446*
Nov. 13	Buffalo	W	20-7	8,800
Nov. 27	at L.A. Chargers	L	28-52	15,075
Dec. 4	L.A. Chargers	L	17-41	12,061
Dec. 11	N.Y. Titans	L	28-31	9,037
Dec. 17	Denver	W	48-10	5,159

1961 (2-12)

Head Coach: Erdelatz/Feldman		Result	Score	Attend
Sept. 9	at Houston	L	0-55	16,231*
Sept. 17	at San Diego	L	0-44	20,216
Sept. 24	Dallas Texans	L	35-42	6,737
Oct. 1	Denver	W	33-19	8,361
Oct. 15	at Denver	L	24-27	11,129
Oct. 22	San Diego	L	10-41	12,014
Oct. 29	N.Y. Titans	L	6-14	7,138
Nov. 5	at Buffalo	W	31-22	17,027
Nov. 11	at N.Y. Titans	L	12-23	16,811*
Nov. 17	at Boston	L	17-20	18,169*
Nov. 26	at Dallas Texans	L	11-43	14,500
Dec. 3	Buffalo	L	21-26	6,500
Dec. 9	Boston	L	21-35	6,500
Dec. 17	Houston	L	16-47	4,821

NOTE -- Erdelatz served as head coach for first two games before Marty Feldman replaced him.

1962 (1-13)

Head Coach: Feldman/Konkright		Result	Score	Attend
Sept. 9	N.Y. Titans	L	17-28	12,893
Sept. 23	Dallas Texans	L	16-26	12,500
Sept. 30	San Diego	L	33-42	13,000
Oct. 5	at Denver	L	7-44	22,452*
Oct. 14	Denver	L	6-23	7,000
Oct. 20	at Buffalo	L	6-14	21,037*
Oct. 26	at Boston	L	16-26	12,514*
Nov. 4	at N.Y. Titans	L	21-31	18,247
Nov. 11	Houston	L	20-28	11,000
Nov. 18	Buffalo	L	6-10	12,500
Nov. 25	at Dallas Texans	L	7-35	13,557
Dec. 2	at San Diego	L	21-31	17,874
Dec. 9	at Houston	L	17-32	27,400
Dec. 16	Boston	W	20-0	8,000


NOTE -- Feldman served as head coach for first five games before Red Konkright replaced him.

1963 (10-4)

Head Coach: Al Davis		Result	Score	Attend
Sept. 7	at Houston	W	24-13	24,749*
Sept. 15	Buffalo	W	35-17	17,568
Sept. 22	Boston	L	14-20	17,131
Sept. 28	at N.Y. Jets	L	7-10	17,100*
Oct. 5	at Buffalo	L	0-12	24,846*
Oct. 11	at Boston	L	14-20	26,494*
Oct. 20	N.Y. Jets	W	49-26	15,557
Oct. 27	at San Diego	W	34-33	30,182
Nov. 3	Kansas City	W	10-7	18,919
Nov. 8	at Kansas City	W	22-7	24,879*
Nov. 28	at Denver	W	26-10	14,763
Dec. 8	San Diego	W	41-27	20,249
Dec. 15	Denver	W	35-31	15,223
Dec. 22	Houston	W	52-49	17,401

1964 (5-7-2)

Head Coach: Al Davis		Result	Score	Attend
Sept. 13	Boston	L	14-17	21,126
Sept. 19	at Houston	L	28-42	26,482*
Sept. 27	Kansas City	L	9-21	18,163
Oct. 3	at Buffalo	L	20-23	36,451*
Oct. 10	at N.Y. Jets	L	13-35	36,499*
Oct. 16	at Boston	T	43-43	23,279
Oct. 25	Denver	W	40-7	17,858
Nov. 1	at San Diego	L	17-31	25,557
Nov. 8	at Kansas City	L	7-42	21,023
Nov. 15	Houston	W	20-10	16,375
Nov. 22	N.Y. Jets	W	35-26	15,589
Nov. 29	at Denver	T	20-20	15,958
Dec. 6	Buffalo	W	16-13	18,134
Dec. 20	San Diego	W	21-20	20,124



Al Davis

1965 (8-5-1)

Head Coach: Al Davis		Result	Score	Attend
Sept. 12	Kansas City	W	37-10	18,569
Sept. 19	San Diego	L	6-17	21,406
Sept. 26	Houston	W	21-17	18,116
Oct. 3	at Buffalo	L	12-17	41,246
Oct. 8	at Boston	W	24-10	24,824*
Oct. 16	at N.Y. Jets	T	24-24	54,890*
Oct. 24	Boston	W	30-21	20,585
Oct. 31	at Kansas City	L	7-14	18,354
Nov. 7	at Houston	W	33-21	35,729
Nov. 14	Buffalo	L	14-17	19,352
Nov. 21	at Denver	W	28-20	30,369
Dec. 5	Denver	W	24-13	19,023
Dec. 12	N.Y. Jets	W	24-14	19,013
Dec. 19	at San Diego	L	14-24	26,056

1966 (8-5-1)

Head Coach: John Rauch		Result	Score	Attend
Sept. 2	at Miami	W	23-14	26,776*
Sept. 10	at Houston	L	0-31	31,763*
Sept. 18	Kansas City	L	10-32	50,746
Sept. 25	San Diego	L	20-29	37,183
Oct. 9	Miami	W	21-10	30,787
Oct. 16	at Kansas City	W	34-13	33,057
Oct. 23	at N.Y. Jets	W	24-21	58,135
Oct. 30	at Boston	L	21-24	26,941
Nov. 6	Houston	W	38-23	34,102
Nov. 13	at San Diego	W	41-19	26,230
Nov. 20	at Denver	W	17-3	26,703
Nov. 24	Buffalo	L	10-31	36,781
Dec. 3	N.Y. Jets	T	28-28	32,144
Dec. 11	Denver	W	28-10	31,765

ALL-TIME RESULTS BY SEASON

1967 (13-1)

Head Coach: John Rauch		Result	Score	Attend
Sept. 10	Denver	W	51-0	25,423
Sept. 17	Boston	W	35-7	26,289
Oct. 1	Kansas City	W	23-21	50,268
Oct. 7	at N.Y. Jets	L	14-27	63,106*
Oct. 15	at Buffalo	W	24-20	45,758
Oct. 22	at Boston	W	48-14	25,057
Oct. 29	San Diego	W	51-10	53,474
Nov. 5	at Denver	W	21-17	29,043
Nov. 19	Miami	W	31-17	37,295
Nov. 23	at Kansas City	W	44-22	44,020
Dec. 3	at San Diego	W	41-21	53,474
Dec. 10	at Houston	W	19-7	36,375
Dec. 17	N.Y. Jets	W	38-29	53,011
Dec. 24	Buffalo	W	28-21	30,738

POSTSEASON (1-1)

Dec. 31	Houston (AFL Championship)	W	40-7	53,330
Jan. 14	Green Bay (SB II at Miami)	L	14-33	75,546

1968 (12-2)

Head Coach: John Rauch		Result	Score	Attend
Sept. 15	at Buffalo	W	48-6	43,057
Sept. 21	at Miami	W	47-21	30,021*
Sept. 29	at Houston	W	24-15	46,098
Oct. 6	Boston	W	41-10	44,253
Oct. 13	San Diego	L	14-23	53,257
Oct. 20	at Kansas City	L	10-24	50,015
Oct. 27	Cincinnati	W	31-10	37,083
Nov. 3	Kansas City	W	38-21	53,357
Nov. 10	at Denver	W	43-7	50,002
Nov. 17	N.Y. Jets	W	43-32	53,118
Nov. 24	at Cincinnati	W	34-0	27,116
Nov. 28	Buffalo	W	13-10	39,883
Dec. 8	Denver	W	33-27	47,754
Dec. 15	at San Diego	W	34-27	40,698

POSTSEASON (1-1)

Dec. 22	Kansas City (AFL Divisional)	W	41-6	53,357
Dec. 29	at N.Y. Jets (AFL Championship)	L	23-27	62,627

1969 (12-1-1)

Head Coach: John Madden		Result	Score	Attend
Sept. 14	Houston	W	21-17	49,361
Sept. 20	Miami	W	20-17	50,277*
Sept. 28	at Boston	W	38-23	19,069
Oct. 4	at Miami	T	20-20	35,614*
Oct. 12	at Denver	W	24-14	49,511
Oct. 19	Buffalo	W	50-21	54,418
Oct. 26	at San Diego	W	24-12	54,008
Nov. 2	at Cincinnati	L	17-31	27,927
Nov. 9	Denver	W	41-10	54,416
Nov. 16	San Diego	W	21-16	54,372
Nov. 23	at Kansas City	W	27-24	51,982
Nov. 30	at N.Y. Jets	W	27-14	63,865
Dec. 7	Cincinnati	W	37-17	54,427
Dec. 13	Kansas City	W	10-6	54,443

POSTSEASON (1-1)

Dec. 21	Houston (AFL Divisional)	W	56-7	53,539
Jan. 4	Kansas City (AFL Championship)	L	7-17	54,544

1970 (8-4-2)

Head Coach: John Madden		Result	Score	Attend
Sept. 20	at Cincinnati	L	21-31	56,616
Sept. 27	at San Diego	T	27-27	42,109
Oct. 3	at Miami	L	13-20	57,540*
Oct. 11	Denver	W	35-23	54,436
Oct. 19	Washington	W	34-20	54,471*
Oct. 25	Pittsburgh	W	31-14	54,423
Nov. 1	at Kansas City	T	17-17	51,334
Nov. 8	Cleveland	W	23-20	54,463
Nov. 15	at Denver	W	24-19	50,959
Nov. 22	San Diego	W	20-17	54,594
Nov. 26	at Detroit	L	14-28	56,597
Dec. 6	at N.Y. Jets	W	14-13	62,905
Dec. 12	Kansas City	W	20-6	54,496
Dec. 20	San Francisco	L	7-38	54,535

POSTSEASON (1-1)

Dec. 27	Miami (AFC Divisional)	W	21-14	54,401
Jan. 3	at Baltimore (AFC Championship)	L	17-27	56,368

1971 (8-4-2)


Head Coach: John Madden		Result	Score	Attend
Sept. 19	at New England	L	6-20	55,405
Sept. 26	at San Diego	W	34-0	54,084
Oct. 4	at Cleveland	W	34-20	84,285*
Oct. 10	at Denver	W	27-16	51,200
Oct. 17	Philadelphia	W	34-10	54,615
Oct. 24	Cincinnati	W	31-27	54,699
Oct. 31	Kansas City	T	20-20	54,715
Nov. 7	at New Orleans	T	21-21	83,102
Nov. 14	Houston	W	41-21	54,705
Nov. 21	San Diego	W	34-33	54,681
Nov. 28	Baltimore	L	14-37	54,689
Dec. 5	at Atlanta	L	13-24	58,850
Dec. 12	at Kansas City	L	14-16	51,215
Dec. 19	Denver	W	21-13	54,651

1972 (10-3-1)

Head Coach: John Madden		Result	Score	Attend
Sept. 17	at Pittsburgh	L	28-34	50,141
Sept. 24	at Green Bay	W	20-14	56,263
Oct. 1	San Diego	T	17-17	53,455
Oct. 9	at Houston	W	34-0	51,378*
Oct. 15	Buffalo	W	28-16	53,501
Oct. 22	Denver	L	23-30	53,551
Oct. 29	L.A. Rams	W	45-17	54,660
Nov. 5	at Kansas City	L	14-27	82,094
Nov. 12	at Cincinnati	W	20-14	59,485
Nov. 19	at Denver	W	37-20	51,656
Nov. 26	Kansas City	W	26-3	54,801
Dec. 3	at San Diego	W	21-19	54,611
Dec. 11	N.Y. Jets	W	24-16	54,843*
Dec. 17	Chicago	W	28-21	54,711

POSTSEASON (0-1)

Dec. 23	at Pittsburgh (AFC Divisional)	L	7-13	50,350
---------	-----------------------------------	---	------	--------



John Madden

ALL-TIME RESULTS BY SEASON

1973 (9-4-1)

Head Coach: John Madden	Result	Score	Attend
Sept. 16 at Minnesota	L	16-24	46,619
Sept. 23 Miami (Berkeley)	W	12-7	74,121
Sept. 30 at Kansas City	L	3-16	72,621
Oct. 7 at St. Louis	W	17-10	49,051
Oct. 14 at San Diego	W	27-17	52,630
Oct. 22 at Denver	T	23-23	51,270*
Oct. 28 at Baltimore	W	34-21	59,008
Nov. 4 N.Y. Giants	W	42-0	53,964
Nov. 11 Pittsburgh	L	9-17	53,987
Nov. 18 Cleveland	L	3-7	53,889
Nov. 25 San Diego	W	31-3	53,562
Dec. 2 at Houston	W	17-6	25,801
Dec. 8 Kansas City	W	37-7	53,061
Dec. 16 Denver	W	21-17	54,020

POSTSEASON (1-1)

Dec. 22 Pittsburgh (AFC Divisional)	W	33-14	53,662
Dec. 30 at Miami (AFC Championship)	L	10-27	80,047

1974 (12-2)

Head Coach: John Madden	Result	Score	Attend
Sept. 16 at Buffalo	L	20-21	80,020*
Sept. 22 Kansas City	W	27-7	52,471
Sept. 29 at Pittsburgh	W	17-0	48,304
Oct. 6 at Cleveland	W	40-24	69,907
Oct. 13 at San Diego	W	14-10	40,539
Oct. 20 Cincinnati	W	30-27	54,020
Oct. 27 at San Francisco	W	35-24	61,385
Nov. 3 at Denver	W	28-17	51,706
Nov. 10 Detroit	W	35-13	54,020
Nov. 17 San Diego	W	17-10	53,880
Nov. 24 Denver	L	17-20	54,020
Dec. 1 New England	W	41-26	54,020
Dec. 8 at Kansas City	W	7-6	76,711
Dec. 14 Dallas	W	27-23	54,020*

POSTSEASON (1-1)

Dec. 21 Miami (AFC Divisional)	W	28-26	54,020
Dec. 29 Pittsburgh (AFC Championship)	L	13-24	54,004

1975 (11-3)

Head Coach: John Madden	Result	Score	Attend
Sept. 22 at Miami	W	31-21	78,744*
Sept. 28 at Baltimore	W	31-20	41,023
Oct. 5 at San Diego	W	6-0	34,147
Oct. 12 at Kansas City	L	10-42	63,870
Oct. 19 at Cincinnati	L	10-14	56,058
Oct. 26 San Diego	W	25-0	53,791
Nov. 2 at Denver	W	42-17	52,868
Nov. 9 New Orleans	W	48-10	53,764
Nov. 16 Cleveland	W	38-17	53,944
Nov. 23 at Washington	W	26-23 (OT)	55,004
Nov. 30 Atlanta	W	37-34 (OT)	53,804
Dec. 8 Denver	W	17-10	54,037*
Dec. 14 Houston	L	26-27	54,020
Dec. 21 Kansas City	W	28-20	54,020

POSTSEASON (1-1)

Dec. 28 Cincinnati (AFC Divisional)	W	31-28	53,994
Jan. 4 at Pittsburgh (AFC Championship)	L	10-16	49,103

1976 (13-1)

Head Coach: John Madden	Result	Score	Attend
Sept. 12 Pittsburgh	W	31-28	52,718
Sept. 20 at Kansas City	W	24-21	63,225*
Sept. 26 at Houston	W	14-13	45,426
Oct. 3 at New England	L	17-48	59,837
Oct. 10 at San Diego	W	27-17	52,546
Oct. 17 at Denver	W	17-10	63,532
Oct. 24 Green Bay	W	18-14	53,751
Oct. 31 Denver	W	19-6	53,805
Nov. 7 at Chicago	W	28-27	57,359
Nov. 14 Kansas City	W	21-10	53,795
Nov. 21 at Philadelphia	W	26-7	65,990
Nov. 28 Tampa Bay	W	49-16	53,249
Dec. 6 Cincinnati	W	35-20	54,037*
Dec. 12 San Diego	W	24-0	53,658

POSTSEASON (3-0)

Dec. 18 New England (AFC Divisional)	W	24-21	54,037
Dec. 26 Pittsburgh (AFC Championship)	W	24-7	53,821
Jan. 9 Minnesota (SB XI at Pasadena)	W	32-14	103,424

1977 (11-3)

Head Coach: John Madden	Result	Score	Attend
Sept. 18 San Diego	W	24-0	52,960
Sept. 25 at Pittsburgh	W	16-7	50,398
Oct. 3 at Kansas City	W	37-28	63,393*
Oct. 9 at Cleveland	W	26-10	81,503
Oct. 16 Denver	L	7-30	54,598
Oct. 23 at N.Y. Jets	W	28-27	60,359
Oct. 30 at Denver	W	24-14	75,086
Nov. 6 Seattle	W	44-7	54,027
Nov. 13 Houston	W	34-29	54,598
Nov. 20 at San Diego	L	7-12	52,127
Nov. 28 Buffalo	W	34-13	54,598*
Dec. 4 at L.A. Rams	L	14-20	71,039
Dec. 11 Minnesota	W	35-13	54,598
Dec. 18 Kansas City	W	21-20	54,499

POSTSEASON (1-1)

Dec. 24 at Baltimore (AFC Divisional)	W	37-31 (2OT)	60,763
Jan. 1 at Denver (AFC Championship)	L	17-20	75,044

1978 (9-7)

Head Coach: John Madden	Result	Score	Attend
Sept. 3 at Denver	L	6-14	75,092
Sept. 10 at San Diego	W	21-20	52,469
Sept. 17 at Green Bay	W	28-3	56,212
Sept. 24 New England	L	14-21	53,500*
Oct. 1 at Chicago	W	25-19 (OT)	57,359
Oct. 8 Houston	W	21-17	54,468
Oct. 15 Kansas City	W	28-6	54,422
Oct. 22 at Seattle	L	7-27	64,799
Oct. 29 San Diego	L	23-27	54,599
Nov. 5 at Kansas City	W	20-10	77,857
Nov. 13 at Cincinnati	W	34-21	56,524*
Nov. 19 Detroit	W	29-17	54,422
Nov. 26 Seattle	L	16-17	55,000
Dec. 3 Denver	L	6-21	54,616*
Dec. 10 at Miami	L	6-23	75,419
Dec. 17 Minnesota	W	27-20	54,599

ALL-TIME RESULTS BY SEASON

1979 (9-7)

Head Coach: Tom Flores		Result	Score	Attend
Sept. 2	at L.A. Rams	W	24-17	63,925
Sept. 9	at San Diego	L	10-30	52,413
Sept. 16	at Seattle	L	10-27	64,761
Sept. 23	at Kansas City	L	7-35	69,308
Sept. 30	Denver	W	27-3	54,599
Oct. 8	Miami	W	13-3	54,600*
Oct. 14	Atlanta	W	50-19	54,446
Oct. 21	at N.Y. Jets	L	19-28	60,372
Oct. 25	San Diego	W	45-22	54,583*
Nov. 4	San Francisco	W	23-10	54,583
Nov. 11	at Houston	L	17-31	54,383
Nov. 18	Kansas City	L	21-24	54,583
Nov. 25	at Denver	W	14-10	75,103
Dec. 3	at New Orleans	W	42-35	71,323*
Dec. 9	Cleveland	W	19-14	54,583
Dec. 16	Seattle	L	24-29	54,538

1980 (11-5)

Head Coach: Tom Flores		Result	Score	Attend
Sept. 7	at Kansas City	W	27-14	57,055
Sept. 14	at San Diego	L	24-30 (OT)	52,675
Sept. 21	Washington	W	24-21	47,335
Sept. 28	at Buffalo	L	7-24	80,020
Oct. 5	Kansas City	L	17-31	43,513
Oct. 12	San Diego	W	38-24	49,009
Oct. 20	at Pittsburgh	W	45-34	53,940*
Oct. 26	Seattle	W	33-14	51,141
Nov. 2	Miami	W	16-10	48,473
Nov. 9	Cincinnati	W	28-17	46,070
Nov. 17	at Seattle	W	19-17	64,771*
Nov. 23	at Philadelphia	L	7-10	71,522
Dec. 1	Denver	W	9-3	54,563
Dec. 7	Dallas	L	13-19	54,578
Dec. 14	at Denver	W	24-21	75,103
Dec. 21	at N.Y. Giants	W	33-17	76,734

POSTSEASON (4-0)

Dec. 28	Houston			
	(AFC Wild Card)	W	27-7	54,539
Jan. 4	at Cleveland			
	(AFC Divisional)	W	14-12	79,473
Jan. 11	at San Diego			
	(AFC Championship)	W	34-27	52,675
Jan. 25	Philadelphia			
	(SB XV at New Orleans)	W	27-10	75,500

1981 (7-9)

Head Coach: Tom Flores		Result	Score	Attend
Sept. 6	at Denver	L	7-9	75,123
Sept. 14	at Minnesota	W	36-10	48,446*
Sept. 20	Seattle	W	20-10	47,141
Sept. 27	at Detroit	L	0-16	80,638
Oct. 4	Denver	L	0-17	52,434
Oct. 11	at Kansas City	L	0-27	77,992
Oct. 18	Tampa Bay	W	18-16	44,811
Oct. 25	Kansas City	L	17-28	45,783
Nov. 1	New England	W	27-17	46,796
Nov. 8	at Houston	L	16-17	53,465
Nov. 15	at Miami	W	33-17	67,531
Nov. 22	San Diego	L	21-55	54,568
Nov. 29	at Seattle	W	32-31	64,750
Dec. 7	Pittsburgh	W	30-27	54,555*
Dec. 13	Chicago	L	6-23	45,825
Dec. 21	at San Diego	L	10-23	52,975*

1982 (8-1)

Head Coach: Tom Flores		Result	Score	Attend
Sept. 12	at San Francisco	W	23-17	61,125
Sept. 19	at Atlanta	W	38-14	59,719
Nov. 22	San Diego	W	28-24	55,060*
Nov. 28	at Cincinnati	L	17-31	59,446
Dec. 5	Seattle	W	28-23	52,250
Dec. 12	at Kansas City	W	21-16	37,043
Dec. 18	L.A. Rams	W	37-31	65,776
Dec. 26	Denver	W	27-10	54,107
Jan. 2	at San Diego	W	41-34	52,664

POSTSEASON (1-1)

Jan. 8	Cleveland			
	(AFC Playoff Rd. 1)	W	27-10	57,246
Jan. 15	N.Y. Jets			
	(AFC Playoff Rd. 2)	L	14-17	90,688

1983 (12-4)

Head Coach: Tom Flores		Result	Score	Attend
Sept. 4	at Cincinnati	W	20-10	55,904
Sept. 11	Houston	W	20-6	43,609
Sept. 19	Miami	W	27-14	60,696*
Sept. 25	at Denver	W	22-7	75,103
Oct. 2	at Washington	L	35-37	55,045
Oct. 9	Kansas City	W	21-20	46,596
Oct. 16	at Seattle	L	36-38	64,880
Oct. 23	at Dallas	W	40-38	65,070*
Oct. 30	Seattle	L	21-34	54,562
Nov. 6	at Kansas City	W	28-20	77,865
Nov. 13	Denver	W	22-20	57,562
Nov. 20	at Buffalo	W	27-24	73,586
Nov. 27	N.Y. Giants	W	27-12	49,103
Dec. 1	at San Diego	W	42-10	49,956*
Dec. 11	St. Louis	L	24-34	43,869
Dec. 18	San Diego	W	30-14	64,779

POSTSEASON (3-0)

Jan. 1	Pittsburgh			
	(AFC Divisional)	W	38-10	92,434
Jan. 8	Seattle			
	(AFC Championship)	W	30-14	92,335
Jan. 22	Washington			
	(SB XVIII at Tampa)	W	38-9	72,920



Tom Flores

ALL-TIME RESULTS BY SEASON

1984 (11-5)

Head Coach: Tom Flores

	Result	Score	Attend
Sept. 2	at Houston	W 24-14	52,678
Sept. 9	Green Bay	W 28-7	54,057
Sept. 16	at Kansas City	W 22-20	77,260
Sept. 24	San Diego	W 33-30	80,674*
Sept. 30	at Denver	L 13-16	75,100
Oct. 7	Seattle	W 28-14	80,929
Oct. 14	Minnesota	W 23-20	54,323
Oct. 21	at San Diego	W 44-37	60,183
Oct. 28	Denver	L 19-22 (OT)	92,469
Nov. 4	at Chicago	L 6-17	65,790
Nov. 12	at Seattle	L 14-17	64,931*
Nov. 18	Kansas City	W 17-7	61,015
Nov. 25	Indianapolis	W 21-7	49,423
Dec. 2	at Miami	W 45-34	75,151
Dec. 10	at Detroit	W 24-3	70,742*
Dec. 16	Pittsburgh	L 7-13	87,291

POSTSEASON (0-1)

Dec. 22	at Seattle (AFC Wild Card)	L 7-13	64,910
---------	-------------------------------	--------	--------

1985 (12-4)

Head Coach: Tom Flores

	Result	Score	Attend
Sept. 8	N.Y. Jets	W 31-0	61,009
Sept. 12	at Kansas City	L 20-36	74,359*
Sept. 22	San Francisco	L 10-34	92,487
Sept. 29	at New England	W 35-20	60,793
Oct. 6	Kansas City	W 19-10	61,409
Oct. 13	New Orleans	W 23-13	56,269
Oct. 20	at Cleveland	W 21-20	79,833
Oct. 28	San Diego	W 34-21	72,022*
Nov. 3	at Seattle	L 3-33	64,924
Nov. 10	at San Diego	L 34-40 (OT)	60,142
Nov. 17	Cincinnati	W 13-6	59,012
Nov. 24	Denver	W 31-28 (OT)	79,039
Dec. 1	at Atlanta	W 34-24	44,712
Dec. 8	at Denver	W 17-14 (OT)	75,100
Dec. 15	Seattle	W 13-3	81,201
Dec. 23	at L.A. Rams	W 16-6	68,904*

POSTSEASON (0-1)

Jan. 5	New England (AFC Divisional)	L 20-27	89,289
--------	---------------------------------	---------	--------

1986 (8-8)

Head Coach: Tom Flores

	Result	Score	Attend
Sept. 7	at Denver	L 36-38	75,898
Sept. 14	at Washington	L 6-10	55,622
Sept. 21	N.Y. Giants	L 9-14	73,318
Sept. 28	San Diego	W 17-13	67,147
Oct. 5	at Kansas City	W 24-17	78,671
Oct. 12	Seattle	W 14-10	73,055
Oct. 19	at Miami	W 30-28	75,284
Oct. 26	at Houston	W 28-17	46,459
Nov. 2	Denver	L 10-21	92,496
Nov. 9	at Dallas	W 17-13	63,147
Nov. 16	Cleveland	W 27-14	70,030
Nov. 20	at San Diego	W 37-31 (OT)	60,692*
Nov. 30	Philadelphia	L 27-33 (OT)	60,117
Dec. 8	at Seattle	L 0-37	64,944*
Dec. 14	Kansas City	L 17-20	68,771
Dec. 21	Indianapolis	L 24-30	55,147

1987 (5-10)

Head Coach: Tom Flores

	Result	Score	Attend
Sept. 13	at Green Bay	W 20-0	56,999
Sept. 20	Detroit	W 27-7	52,105
Oct. 4	Kansas City	W 35-17	26,645
Oct. 12	at Denver	L 14-30	63,452*
Oct. 18	San Diego	L 17-23	34,807
Oct. 25	Seattle	L 13-35	59,010
Nov. 1	at New England	L 23-26	61,000
Nov. 8	at Minnesota	L 20-31	63,208
Nov. 15	at San Diego	L 14-16	61,970*
Nov. 22	Denver	L 17-23	68,116
Nov. 30	at Seattle	W 37-14	64,640*
Dec. 6	Buffalo	W 34-21	52,100
Dec. 13	at Kansas City	L 10-16	70,219
Dec. 20	Cleveland	L 17-24	51,019
Dec. 27	Chicago	L 3-6	86,011

1988 (7-9)

Head Coach: Mike Shanahan

	Result	Score	Attend
Sept. 4	San Diego	W 24-13	45,171
Sept. 11	at Houston	L 35-38	47,305
Sept. 18	L.A. Rams	L 17-22	86,027
Sept. 26	at Denver	W 30-27 (OT)	76,180*
Oct. 2	Cincinnati	L 21-45	45,584
Oct. 9	Miami	L 14-24	55,178
Oct. 16	at Kansas City	W 27-17	78,516
Oct. 23	at New Orleans	L 6-20	69,134
Oct. 30	Kansas City	W 17-10	44,032
Nov. 6	at San Diego	W 13-3	60,786*
Nov. 13	at San Francisco	W 9-3	64,523
Nov. 20	Atlanta	L 6-12	48,108
Nov. 28	at Seattle	L 27-35	64,627*
Dec. 4	Denver	W 21-20	69,201
Dec. 11	at Buffalo	L 21-37	80,217
Dec. 18	Seattle	L 37-43	66,540

1989 (8-8)

Head Coach: Shanahan/Shell

	Result	Score	Attend
Sept. 10	San Diego	W 40-14	43,086
Sept. 17	at Kansas City	L 19-24	77,649
Sept. 24	at Denver	L 21-31	76,055
Oct. 1	Seattle	L 20-24	48,002
Oct. 9	at N.Y. Jets	W 14-7	76,891*
Oct. 15	Kansas City	W 20-14	44,131
Oct. 22	at Philadelphia	L 7-10	66,883
Oct. 29	Washington	W 37-24	56,763
Nov. 5	Cincinnati	W 28-7	54,241
Nov. 12	at San Diego	L 12-14	62,257*
Nov. 19	at Houston	L 7-23	61,824
Nov. 26	New England	W 24-21	41,349
Dec. 3	Denver	W 16-13 (OT)	90,016
Dec. 10	Phoenix	W 16-14	46,053
Dec. 17	at Seattle	L 17-23	64,632*
Dec. 24	at N.Y. Giants	L 17-34	77,073

NOTE -- Shanahan served as head coach for first four games before Art Shell replaced him.

ALL-TIME RESULTS BY SEASON

1990 (12-4)

Head Coach: Art Shell		Result	Score	Attend
Sept. 9	Denver	W	14-9	55,684
Sept. 16	at Seattle	W	17-13	64,531
Sept. 23	Pittsburgh	W	20-3	51,063
Sept. 30	Chicago	W	24-10	81,237
Oct. 7	at Buffalo	L	24-38	80,332*
Oct. 14	Seattle	W	24-17	51,101
Oct. 21	at San Diego	W	24-9	62,565
Nov. 4	at Kansas City	L	7-9	77,937
Nov. 11	Green Bay	L	16-29	52,638
Nov. 19	at Miami	W	13-10	72,393*
Nov. 25	Kansas City	L	24-27	65,303
Dec. 2	at Denver	W	23-20	76,109
Dec. 10	at Detroit	W	38-31	80,066*
Dec. 16	Cincinnati	W	24-7	55,110
Dec. 22	at Minnesota	W	28-24	63,314
Dec. 30	San Diego	W	17-12	64,445

POSTSEASON (1-1)

Jan. 13	Cincinnati (AFC Divisional)	W	20-10	92,488
Jan. 20	at Buffalo (AFC Championship)	L	3-51	80,632



Art Shell

1991 (9-7)

Head Coach: Art Shell		Result	Score	Attend
Sept. 1	at Houston	L	17-47	62,425
Sept. 8	Denver	W	16-13	50,812
Sept. 15	Indianapolis	W	16-0	42,008
Sept. 22	at Atlanta	L	17-21	59,241
Sept. 29	San Francisco	W	12-6	92,488
Oct. 6	San Diego	L	13-21	46,029
Oct. 13	at Seattle	W	23-20 (OT)	64,605*
Oct. 20	L.A. Rams	W	20-17	86,203
Oct. 28	at Kansas City	L	21-24	77,870*
Nov. 10	at Denver	W	17-16	76,087
Nov. 17	Seattle	W	31-7	50,302
Nov. 24	at Cincinnati	W	38-14	60,046
Dec. 1	at San Diego	W	9-7	61,610*
Dec. 8	Buffalo	L	27-30 (OT)	86,746
Dec. 16	at New Orleans	L	0-27	68,625*
Dec. 22	Kansas City	L	21-27	67,012

POSTSEASON (0-1)

Dec. 28	at Kansas City (AFC Wild Card)	L	6-10	77,191
---------	--------------------------------	---	------	--------

1992 (7-9)

Head Coach: Art Shell		Result	Score	Attend
Sept. 6	at Denver	L	13-17	75,758*
Sept. 13	at Cincinnati	L	21-24 (OT)	58,445
Sept. 20	Cleveland	L	16-28	48,537
Sept. 28	at Kansas City	L	7-27	77,622*
Oct. 4	N.Y. Giants	W	13-10	43,103
Oct. 11	Buffalo	W	20-3	53,017
Oct. 18	at Seattle	W	19-0	65,896
Oct. 25	Dallas	L	13-28	92,488
Nov. 8	at Philadelphia	L	10-31	66,726
Nov. 15	Seattle	W	20-3	58,564
Nov. 22	Denver	W	24-0	50,129
Nov. 29	at San Diego	L	3-27	62,350
Dec. 6	Kansas City	W	28-7	45,227
Dec. 14	at Miami	L	7-20	72,220*
Dec. 20	San Diego	L	14-36	40,430
Dec. 26	at Washington	W	21-20	56,454

1993 (10-6)

Head Coach: Art Shell		Result	Score	Attend
Sept. 5	Minnesota	W	24-7	45,136
Sept. 12	at Seattle	W	17-13	65,639*
Sept. 19	Cleveland	L	16-19	49,101
Oct. 3	at Kansas City	L	9-24	78,263
Oct. 10	N.Y. Jets	W	24-20	42,156
Oct. 18	at Denver	W	23-20	75,937*
Oct. 31	San Diego	L	23-30	46,090
Nov. 7	at Chicago	W	16-14	66,950
Nov. 14	Kansas City	L	20-31	67,800
Nov. 21	at San Diego	W	12-7	63,059
Nov. 28	at Cincinnati	L	10-16	59,305
Dec. 5	at Buffalo	W	25-24	79,680
Dec. 12	Seattle	W	27-23	38,540
Dec. 19	Tampa Bay	W	27-20	42,453
Dec. 26	at Green Bay	L	0-28	59,507
Jan. 2	Denver	W	33-30 (OT)	67,800

POSTSEASON (1-1)

Jan. 9	Denver (AFC Wild Card)	W	42-24	67,800
Jan. 15	at Buffalo (AFC Divisional)	L	23-29	80,290

1994 (9-7)

Head Coach: Art Shell		Result	Score	Attend
Sept. 5	at San Francisco	L	14-44	69,357*
Sept. 11	Seattle	L	9-38	48,040
Sept. 18	at Denver	W	48-16	75,959
Sept. 25	San Diego	L	24-26	56,037
Oct. 9	at New England	W	21-17	60,992
Oct. 16	at Miami	L	17-20 (OT)	74,207
Oct. 23	Atlanta	W	30-17	43,190
Oct. 30	Houston	W	17-14	43,221
Nov. 6	at Kansas City	L	3-13	79,450*
Nov. 13	at L.A. Rams	W	20-17	68,899
Nov. 20	New Orleans	W	24-19	43,080
Nov. 27	Pittsburgh	L	3-21	60,399
Dec. 5	at San Diego	W	24-17	63,604*
Dec. 11	Denver	W	23-13	60,146
Dec. 18	at Seattle	W	17-16	65,991*
Dec. 24	Kansas City	L	9-19	67,642

ALL-TIME RESULTS BY SEASON

1995 (8-8)

Head Coach: Mike White

	Result	Score	Attend
Sept. 3	San Diego	W 17-7	50,323
Sept. 10	at Washington	W 20-8	56,454
Sept. 17	at Kansas City	L 17-23 (OT)	79,359
Sept. 24	Philadelphia	W 48-17	50,101
Oct. 1	at N.Y. Jets	W 47-10	77,716*
Oct. 8	Seattle	W 34-14	50,732
Oct. 16	at Denver	L 0-27	75,964*
Oct. 22	Indianapolis	W 30-17	54,444
Nov. 5	at Cincinnati	W 20-17	59,864
Nov. 12	at N.Y. Giants	W 17-13	78,005
Nov. 19	Dallas	L 21-34	54,444
Nov. 27	at San Diego	L 6-12	63,177*
Dec. 3	Kansas City	L 23-29	54,444
Dec. 10	Pittsburgh	L 10-29	54,444
Dec. 17	at Seattle	L 10-44	66,127*
Dec. 24	Denver	L 28-31	54,444

1996 (7-9)

Head Coach: Mike White

	Result	Score	Attend
Sept. 1	at Baltimore	L 14-19	64,496
Sept. 8	at Kansas City	L 3-19	79,523
Sept. 15	Jacksonville	W 17-3	46,433
Sept. 22	San Diego	L 34-40	49,249
Sept. 29	at Chicago	L 17-19	66,944
Oct. 6	at N.Y. Jets	W 34-13	77,716
Oct. 13	Detroit	W 37-21	50,125
Oct. 21	at San Diego	W 23-14	62,583*
Nov. 4	Denver	L 21-22	61,656*
Nov. 10	at Tampa Bay	L 17-20 (OT)	46,300
Nov. 17	Minnesota	L 13-16 (OT)	47,175*
Nov. 24	at Seattle	W 27-21	55,057
Dec. 1	Miami	W 17-7	61,436
Dec. 9	Kansas City	W 26-7	61,587*
Dec. 15	at Denver	L 19-24	75,896
Dec. 22	Seattle	L 21-28	47,357

1997 (4-12)

Head Coach: Joe Bugel

	Result	Score	Attend
Aug. 31	at Tennessee	L 21-24 (OT)	30,171
Sept. 8	Kansas City	L 27-28	61,523*
Sept. 14	at Atlanta	W 36-31	47,922
Sept. 21	at N.Y. Jets	L 22-23	77,716
Sept. 28	St. Louis	W 35-17	42,506
Oct. 5	San Diego	L 10-25	43,648
Oct. 19	Denver	W 28-25	57,006
Oct. 26	at Seattle	L 34-45	66,624
Nov. 2	at Carolina	L 14-38	71,064
Nov. 9	New Orleans	L 10-13	40,091
Nov. 16	at San Diego	W 38-13	65,714*
Nov. 24	at Denver	L 3-31	75,953*
Nov. 30	Miami	L 16-34	50,569
Dec. 7	at Kansas City	L 0-30	79,818
Dec. 14	Seattle	L 21-22	40,124
Dec. 21	Jacksonville	L 9-20	40,032

1998 (8-8)

Head Coach: Jon Gruden

	Result	Score	Attend
Sept. 6	at Kansas City	L 8-28	79,765*
Sept. 13	N.Y. Giants	W 20-17	40,545
Sept. 20	Denver	L 17-34	56,578
Sept. 27	at Dallas	W 13-12	63,544
Oct. 4	at Arizona	W 23-20	53,240
Oct. 11	San Diego	W 7-6	42,467
Oct. 25	Cincinnati	W 27-10	40,089
Nov. 1	at Seattle	W 31-18	66,246*
Nov. 8	at Baltimore	L 10-13	69,037
Nov. 15	Seattle	W 20-17	51,527
Nov. 22	at Denver	L 14-40	75,931
Nov. 29	Washington	L 19-29	41,409
Dec. 6	Miami	L 17-27	61,254
Dec. 13	at Buffalo	L 21-44	62,002
Dec. 20	at San Diego	W 17-10	60,716
Dec. 26	Kansas City	L 24-31	52,679

1999 (8-8)

Head Coach: Jon Gruden

	Result	Score	Attend
Sept. 12	at Green Bay	L 24-28	59,872
Sept. 19	at Minnesota	W 22-17	64,080
Sept. 26	Chicago	W 24-17	50,458
Oct. 3	at Seattle	L 21-22	66,400*
Oct. 10	Denver	L 13-16	55,704
Oct. 17	at Buffalo	W 20-14	71,113
Oct. 24	N.Y. Jets	W 24-23	47,326
Oct. 31	Miami	L 9-16	61,556
Nov. 14	San Diego	W 28-9	43,353
Nov. 22	at Denver	L 21-27 (OT)	70,012*
Nov. 28	Kansas City	L 34-37	48,632
Dec. 5	Seattle	W 30-21	44,716
Dec. 9	at Tennessee	L 14-21	66,357*
Dec. 19	Tampa Bay	W 45-0	46,395
Dec. 26	at San Diego	L 20-23	63,846
Jan. 2	at Kansas City	W 41-38 (OT)	79,026



Jon Gruden

ALL-TIME RESULTS BY SEASON

2000 (12-4)

Head Coach: Jon Gruden		Result	Score	Attend
Sept. 3	San Diego	W	9-6	56,373
Sept. 10	at Indianapolis	W	38-31	56,769
Sept. 17	Denver	L	24-33	62,078
Sept. 24	Cleveland	W	36-10	45,702
Oct. 8	at San Francisco	W	34-28 (OT)	68,344
Oct. 15	at Kansas City	W	20-17	79,025
Oct. 22	Seattle	W	31-3	57,490
Oct. 29	at San Diego	W	15-13	66,659*
Nov. 5	Kansas City	W	49-31	62,428
Nov. 13	at Denver	L	24-27	75,951*
Nov. 19	at New Orleans	W	31-22	64,900
Nov. 26	Atlanta	W	41-14	55,175
Dec. 3	at Pittsburgh	L	20-21	55,811
Dec. 10	N.Y. Jets	W	31-7	62,632*
Dec. 16	at Seattle	L	24-27	68,681
Dec. 24	Carolina	W	52-9	60,637

POSTSEASON (1-1)

Jan. 6	Miami			
	(AFC Divisional)	W	27-0	61,998
Jan. 14	Baltimore			
	(AFC Championship)	L	3-16	62,784

2001 (10-6)

Head Coach: Jon Gruden		Result	Score	Attend
Sept. 9	at Kansas City	W	27-24	78,844
Sept. 23	at Miami	L	15-18	73,404
Sept. 30	Seattle	W	38-14	54,629
Oct. 7	Dallas	W	28-21	61,535
Oct. 14	at Indianapolis	W	23-18	56,972*
Oct. 28	at Philadelphia	W	20-10	65,342
Nov. 5	Denver	W	38-28	62,637*
Nov. 11	at Seattle	L	27-34	67,231*
Nov. 18	San Diego	W	34-24	61,960
Nov. 25	at N.Y. Giants	W	28-10	78,756
Dec. 2	Arizona	L	31-34 (OT)	46,601
Dec. 9	Kansas City	W	28-26	60,784
Dec. 15	at San Diego	W	13-6	67,349*
Dec. 22	Tennessee	L	10-13	61,934*
Dec. 30	at Denver	L	17-23	75,582
Jan. 6	N.Y. Jets	L	22-24	62,011

POSTSEASON (1-1)

Jan. 12	N.Y. Jets			
	(AFC Wild Card)	W	38-24	61,503
Jan. 19	at New England			
	(AFC Divisional)	L	13-16 (OT)	60,292

2002 (11-5)

Head Coach: Bill Callahan		Result	Score	Attend
Sept. 8	Seattle	W	31-17	53,260
Sept. 15	at Pittsburgh	W	30-17	62,260*
Sept. 29	Tennessee	W	52-25	58,719
Oct. 6	at Buffalo	W	49-31	73,038
Oct. 13	at St. Louis	L	13-28	66,070
Oct. 20	San Diego	L	21-27 (OT)	60,974
Oct. 27	at Kansas City	L	10-20	78,685
Nov. 3	San Francisco	L	20-23 (OT)	62,660
Nov. 11	at Denver	W	34-10	76,643*
Nov. 17	New England	W	27-20	62,552*
Nov. 24	at Arizona	W	41-20	58,814
Dec. 2	N.Y. Jets	W	26-20	62,257*
Dec. 8	at San Diego	W	27-7	67,968
Dec. 15	at Miami	L	17-23	73,572
Dec. 22	Denver	W	28-16	62,592
Dec. 28	Kansas City	W	24-0	62,078

POSTSEASON (2-1)

Jan. 12	N.Y. Jets			
	(AFC Divisional)	W	30-10	62,207
Jan. 19	Tennessee			
	(AFC Championship)	W	41-24	62,544
Jan. 26	Tampa Bay			
	(SB XXXVII at San Diego)	L	21-48	67,603

2003 (4-12)

Head Coach: Bill Callahan		Result	Score	Attend
Sept. 7	at Tennessee	L	20-25	68,809*
Sept. 14	Cincinnati	W	23-20	50,135
Sept. 22	at Denver	L	10-31	76,753*
Sept. 28	San Diego	W	34-31 (OT)	54,078
Oct. 5	at Chicago	L	21-24	61,099
Oct. 12	at Cleveland	L	7-13	73,318
Oct. 20	Kansas City	L	10-17	62,391*
Nov. 2	at Detroit	L	13-23	61,561
Nov. 9	N.Y. Jets	L	24-27 (OT)	51,909
Nov. 16	Minnesota	W	28-18	56,653
Nov. 23	at Kansas City	L	24-27	78,889
Nov. 30	Denver	L	8-22	57,201
Dec. 7	at Pittsburgh	L	7-27	53,079
Dec. 14	Baltimore	W	20-12	45,398
Dec. 22	Green Bay	L	7-41	62,298*
Dec. 28	at San Diego	L	14-21	62,222

2004 (5-11)

Head Coach: Norv Turner		Result	Score	Attend
Sept. 12	at Pittsburgh	L	21-24	60,147
Sept. 19	Buffalo	W	13-10	53,610
Sept. 26	Tampa Bay	W	30-20	60,874*
Oct. 3	at Houston	L	17-30	70,741
Oct. 10	at Indianapolis	L	14-35	57,230
Oct. 17	Denver	L	3-31	62,507
Oct. 24	New Orleans	L	26-31	45,337
Oct. 31	at San Diego	L	14-42	66,210
Nov. 7	at Carolina	W	27-24	73,518
Nov. 21	San Diego	L	17-23	46,905
Nov. 28	at Denver	W	25-24	75,936*
Dec. 5	Kansas City	L	27-34	51,292
Dec. 12	at Atlanta	L	10-35	70,616
Dec. 19	Tennessee	W	40-35	44,299
Dec. 25	at Kansas City	L	30-31	77,289
Jan. 2	Jacksonville	L	6-13	41,112

2005 (4-12)

Head Coach: Norv Turner		Result	Score	Attend
Sept. 8	at New England	L	20-30	68,756*
Sept. 18	Kansas City	L	17-23	62,273*
Sept. 25	at Philadelphia	L	20-23	67,735
Oct. 2	Dallas	W	19-13	62,400
Oct. 16	San Diego	L	14-27	52,666
Oct. 23	Buffalo	W	38-17	42,779
Oct. 30	at Tennessee	W	34-25	69,149
Nov. 6	at Kansas City	L	23-27	79,033
Nov. 13	Denver	L	17-31	62,779
Nov. 20	at Washington	W	16-13	90,129
Nov. 27	Miami	L	21-33	49,097
Dec. 4	at San Diego	L	10-34	66,436*
Dec. 11	at N.Y. Jets	L	10-26	77,561
Dec. 18	Cleveland	L	7-9	41,862
Dec. 24	at Denver	L	3-22	76,212
Dec. 31	N.Y. Giants	L	21-30	44,594*

ALL-TIME RESULTS BY SEASON

2006 (2-14)

Head Coach: Art Shell		Result	Score	Attend
Sept. 11	San Diego	L	0-27	62,578*
Sept. 17	at Baltimore	L	6-28	70,744
Oct. 1	Cleveland	L	21-24	61,426
Oct. 8	at San Francisco	L	20-34	68,368
Oct. 15	at Denver	L	3-13	76,691*
Oct. 22	Arizona	W	22-9	61,595
Oct. 29	Pittsburgh	W	20-13	62,385
Nov. 6	at Seattle	L	0-16	67,816*
Nov. 12	Denver	L	13-17	62,094
Nov. 19	at Kansas City	L	13-17	78,097
Nov. 26	at San Diego	L	14-21	66,105
Dec. 3	Houston	L	14-23	46,276
Dec. 10	at Cincinnati	L	10-27	65,882
Dec. 17	St. Louis	L	0-20	50,164
Dec. 23	Kansas City	L	9-20	61,446*
Dec. 31	at N.Y. Jets	L	3-23	78,039

2007 (4-12)

Head Coach: Lane Kiffin		Result	Score	Attend
Sept. 9	Detroit	L	21-36	61,547
Sept. 16	at Denver	L	20-23 (OT)	76,784
Sept. 23	Cleveland	W	26-24	51,075
Sept. 30	at Miami	W	35-17	70,621
Oct. 14	at San Diego	L	14-28	67,523
Oct. 21	Kansas City	L	10-12	62,240
Oct. 28	at Tennessee	L	9-13	69,143
Nov. 4	Houston	L	17-24	49,603
Nov. 11	Chicago	L	6-17	62,715
Nov. 18	at Minnesota	L	22-29	62,960
Nov. 25	at Kansas City	W	20-17	76,210
Dec. 2	Denver	W	34-20	61,990
Dec. 9	at Green Bay	L	7-38	70,828
Dec. 16	Indianapolis	L	14-21	62,000
Dec. 23	at Jacksonville	L	11-49	66,905
Dec. 30	San Diego	L	17-30	61,706

2008 (5-11)

Head Coach: Kiffin/Cable		Result	Score	Attend
Sept. 8	Denver	L	14-41	62,762*
Sept. 14	at Kansas City	W	23-8	74,480
Sept. 21	at Buffalo	L	23-24	71,297
Sept. 28	San Diego	L	18-28	61,808
Oct. 12	at New Orleans	L	3-34	70,068
Oct. 19	N.Y. Jets	W	16-13 (OT)	61,901
Oct. 26	at Baltimore	L	10-29	71,254
Nov. 2	Atlanta	L	0-24	61,196
Nov. 9	Carolina	L	6-17	47,888
Nov. 16	at Miami	L	15-17	65,113
Nov. 23	at Denver	W	31-10	76,067
Nov. 30	Kansas City	L	13-20	61,379
Dec. 4	at San Diego	L	7-34	68,097*
Dec. 14	New England	L	26-49	62,179
Dec. 21	Houston	W	27-16	43,687
Dec. 28	at Tampa Bay	W	31-24	64,847

NOTE -- Kiffin served as head coach for first four games before Tom Cable replaced him.

2009 (5-11)

Head Coach: Tom Cable		Result	Score	Attend
Sept. 14	San Diego	L	20-24	61,940*
Sept. 20	at Kansas City	W	13-10	69,169
Sept. 27	Denver	L	3-23	45,602
Oct. 4	at Houston	L	6-29	70,291
Oct. 11	at N.Y. Giants	L	7-44	79,012
Oct. 18	Philadelphia	W	13-9	49,642
Oct. 25	N.Y. Jets	L	0-38	39,354
Nov. 1	at San Diego	L	16-24	67,016
Nov. 15	Kansas City	L	10-16	40,720
Nov. 22	Cincinnati	W	20-17	34,112
Nov. 26	at Dallas	L	7-24	83,489
Dec. 6	at Pittsburgh	W	27-24	61,820
Dec. 13	Washington	L	13-34	44,506
Dec. 20	at Denver	W	20-19	74,502
Dec. 27	at Cleveland	L	9-23	67,964
Jan. 3	Baltimore	L	13-21	38,400

2010 (8-8)

Head Coach: Tom Cable		Result	Score	Attend
Sept. 12	at Tennessee	L	13-38	69,143
Sept. 19	St. Louis	W	16-14	48,396
Sept. 26	at Arizona	L	23-24	62,439
Oct. 3	Houston	L	24-31	32,218
Oct. 10	San Diego	W	35-27	48,279
Oct. 17	at San Francisco	L	9-17	69,732
Oct. 24	at Denver	W	59-14	75,835
Oct. 31	Seattle	W	33-3	35,721
Nov. 7	Kansas City	W	23-20 (OT)	61,075
Nov. 21	at Pittsburgh	L	3-35	64,987
Nov. 28	Miami	L	17-33	48,946
Dec. 5	at San Diego	W	28-13	68,183
Dec. 12	at Jacksonville	L	31-38	62,570
Dec. 19	Denver	W	39-23	44,246
Dec. 26	Indianapolis	L	26-31	52,567
Jan. 2	at Kansas City	W	31-10	67,045

2011 (8-8)

Head Coach: Hue Jackson		Result	Score	Attend
Sept. 12	at Denver	W	23-20	75,671*
Sept. 18	at Buffalo	L	35-38	68,191
Sept. 25	N.Y. Jets	W	34-24	61,546
Oct. 2	New England	L	19-31	62,572
Oct. 9	at Houston	W	25-20	71,420
Oct. 16	Cleveland	W	24-17	57,300
Oct. 23	Kansas City	L	0-28	57,361
Nov. 6	Denver	L	24-38	58,125
Nov. 10	at San Diego	W	24-17	68,109*
Nov. 20	at Minnesota	W	27-21	62,748
Nov. 27	Chicago	W	25-20	59,244
Dec. 4	at Miami	L	14-34	57,225
Dec. 11	at Green Bay	L	16-46	70,524
Dec. 18	Detroit	L	27-28	59,069
Dec. 24	at Kansas City	W	16-13 (OT)	70,803
Jan. 1	San Diego	L	26-38	58,721

ALL-TIME RESULTS BY SEASON

2012 (4-12)

Head Coach: Dennis Allen		Result	Score	Attend
Sept. 10	San Diego	L	14-22	61,896*
Sept. 16	at Miami	L	13-35	54,245
Sept. 23	Pittsburgh	W	34-31	62,373
Sept. 30	at Denver	L	6-37	76,787
Oct. 14	at Atlanta	L	20-23	69,383
Oct. 21	Jacksonville	W	26-23 (OT)	51,634
Oct. 28	at Kansas City	W	26-16	74,730
Nov. 4	Tampa Bay	L	32-42	52,055
Nov. 11	at Baltimore	L	20-55	71,339
Nov. 18	New Orleans	L	17-38	56,880
Nov. 25	at Cincinnati	L	10-34	56,503
Dec. 2	Cleveland	L	17-20	43,641
Dec. 6	Denver	L	13-26	53,807*
Dec. 16	Kansas City	W	15-0	51,446
Dec. 23	at Carolina	L	6-17	73,026
Dec. 30	at San Diego	L	21-24	66,486

2013 (4-12)

Head Coach: Dennis Allen		Result	Score	Attend
Sept. 8	at Indianapolis	L	17-21	65,412
Sept. 15	Jacksonville	W	19-9	49,400
Sept. 23	at Denver	L	21-37	76,978*
Sept. 29	Washington	L	14-24	53,549
Oct. 6	San Diego	W	27-17	48,834*
Oct. 13	at Kansas City	L	7-24	76,394
Oct. 27	Pittsburgh	W	21-18	52,950
Nov. 3	Philadelphia	L	20-49	51,751
Nov. 10	at N.Y. Giants	L	20-24	80,366
Nov. 17	at Houston	W	28-23	71,726
Nov. 24	Tennessee	L	19-23	46,001
Nov. 28	at Dallas	L	24-31	87,572
Dec. 8	at N.Y. Jets	L	27-37	76,957
Dec. 15	Kansas City	L	31-56	49,571
Dec. 22	at San Diego	L	13-26	65,675
Dec. 29	Denver	L	14-34	51,500

2014 (3-13)

Head Coach: Allen/Sparano		Result	Score	Attend
Sept. 7	at N.Y. Jets	L	14-19	78,160
Sept. 14	Houston	L	14-30	54,063
Sept. 21	at New England	L	9-16	68,756
Sept. 28	Miami (London)	L	14-38	83,436
Oct. 12	San Diego	L	28-31	53,329
Oct. 19	Arizona	L	13-24	52,101
Oct. 26	at Cleveland	L	13-23	67,431
Nov. 2	at Seattle	L	24-30	68,337
Nov. 9	Denver	L	17-41	54,803
Nov. 16	at San Diego	L	6-13	66,720
Nov. 20	Kansas City	W	24-20	52,865*
Nov. 30	at St. Louis	L	0-52	55,650
Dec. 7	San Francisco	W	24-13	55,300
Dec. 14	at Kansas City	L	13-31	72,153
Dec. 21	Buffalo	W	26-24	53,436
Dec. 28	at Denver	L	14-47	76,929

NOTE – Allen served as head coach for first four games before Tony Sparano replaced him.

2015 (7-9)

Head Coach: Jack Del Rio		Result	Score	Attend
Sept. 13	Cincinnati	L	13-33	54,500
Sept. 20	Baltimore	W	37-33	53,500
Sept. 27	at Cleveland	W	27-20	67,431
Oct. 4	at Chicago	L	20-22	62,409
Oct. 11	Denver	L	10-16	55,013
Oct. 25	at San Diego	W	37-29	67,542
Nov. 1	N.Y. Jets	W	34-20	54,700
Nov. 8	at Pittsburgh	L	35-38	65,520
Nov. 15	Minnesota	L	14-30	54,700
Nov. 22	at Detroit	L	13-18	60,202
Nov. 29	at Tennessee	W	24-21	58,075
Dec. 6	Kansas City	L	20-34	55,010
Dec. 13	at Denver	W	15-12	76,824
Dec. 20	Green Bay	L	20-30	55,087
Dec. 24	San Diego	W	23-20 (OT)	54,400*
Jan. 3	at Kansas City	L	17-23	76,114

2016 (12-4)

Head Coach: Jack Del Rio		Result	Score	Attend
Sept. 11	at New Orleans	W	35-34	73,028
Sept. 18	Atlanta	L	28-35	54,081
Sept. 25	at Tennessee	W	17-10	62,370
Oct. 2	at Baltimore	W	28-27	71,152
Oct. 9	San Diego	W	34-31	54,275
Oct. 16	Kansas City	L	10-26	54,211
Oct. 23	at Jacksonville	W	33-16	62,370
Oct. 30	at Tampa Bay	W	30-24 (OT)	61,068
Nov. 6	Denver	W	30-20	54,597*
Nov. 21	Houston (Mexico City)	W	27-20	76,473*
Nov. 27	Carolina	W	35-32	54,909
Dec. 4	Buffalo	W	38-24	54,759
Dec. 8	at Kansas City	L	13-21	75,191*
Dec. 18	at San Diego	W	19-16	68,352
Dec. 24	Indianapolis	W	33-25	54,896
Jan. 1	at Denver	L	6-24	76,836

POSTSEASON (0-1)

Jan. 7	at Houston (AFC Wild Card)	L	14-27	71,790
--------	----------------------------	---	-------	--------

2017 (6-10)

Head Coach: Jack Del Rio		Result	Score	Attend
Sept. 10	at Tennessee	W	26-16	69,089
Sept. 17	New York Jets	W	45-20	54,729
Sept. 24	at Washington	L	10-27	77,123*
Oct. 1	at Denver	L	10-16	76,909
Oct. 8	Baltimore	L	17-30	54,980
Oct. 15	LA Chargers	L	16-17	54,685
Oct. 19	Kansas City	W	31-30	55,090*
Oct. 29	at Buffalo	L	14-34	69,599
Nov. 5	at Miami	W	27-24	65,139*
Nov. 19	New England (Mexico City)	L	8-33	77,357
Nov. 26	Denver	W	21-14	54,994
Dec. 3	New York Giants	W	24-17	54,994
Dec. 10	at Kansas City	L	15-26	74,461
Dec. 17	Dallas	L	17-20	55,372*
Dec. 25	at Philadelphia	L	10-19	69,596*
Dec. 31	at L.A. Chargers	L	10-30	25,430

RAIDERS vs *ARIZONA

Raiders lead series, 5-4

1973	Oak. 17, at StLC. 10
1983	StLC. 34, at LARai. 24
1989	at LARai. 16, PhOC. 14
1998	Oak. 23, at Ari. 20
2001	Ari. 34, at Oak. 31 (OT)
2002	Oak. 41, at Ari. 20
2006	at Oak. 22, Ari. 9
2010	at Ari. 24, Oak. 13
2014	Ari. 24, at Oak. 13

*Franchise in St. Louis prior to 1988; known as Phoenix Cardinals prior to 1994.

RAIDERS vs. ATLANTA

Series tied, 7-7

1971	at Atl. 24, Oak. 13
1975	at Oak. 37, Atl. 34 (OT)
1979	at Oak. 50, Atl. 19
1982	LARai. 38, at Atl. 31
1985	LARai. 34, at Atl. 24
1988	Atl. 12, at LARai. 6
1991	at Atl. 21, LARai. 17
1994	at LARai. 30, Atl. 17
1997	Oak. 36, at Atl. 31
2000	at Oak. 41, Atl. 14
2004	at Atl. 35, Oak. 10
2008	Atl. 24, at Oak. 0
2012	at Atl. 23, Oak. 20
2016	Atl. 35, at Oak. 28

RAIDERS vs. BALTIMORE

Baltimore leads series, 7-3

1996	at Bal. 19, Oak. 14
1998	at Bal. 13, Oak. 10
2003	at Oak. 20, Bal. 12
2006	at Bal. 28, Oak. 6
2008	at Bal. 29, Oak. 10
2009	Bal. 21, at Oak. 13
2012	at Bal. 55, Oak. 20
2015	at Oak. 37, Bal. 33
2016	Oak. 28, at Bal. 27
2017	Bal. 30, at Oak. 17

RAIDERS vs. BUFFALO

Raiders lead series, 21-18

1960	at Buf. 38, Oak. 9
	at Oak. 20, Buf. 7
1961	Oak. 31, at Buf. 22
	Buf. 26, at Oak. 21
1962	at Buf. 14, Oak. 6
	Buf. 10, at Oak. 6
1963	at Oak. 35, Buf. 17
	at Buf. 12, Oak. 0
1964	at Buf. 23, Oak. 20
	at Oak. 16, Buf. 13
1965	at Buf. 17, Oak. 12
	Buf. 17, at Oak. 14
1966	Buf. 31, at Oak. 10
1967	Oak. 24, at Buf. 20
	at Oak. 28, Buf. 21
1968	Oak. 48, at Buf. 6
	at Oak. 13, Buf. 10
1969	at Oak. 50, Buf. 21
1972	at Oak. 28, Buf. 16
1974	at Buf. 21, Oak. 20
1977	at Oak. 34, Buf. 13
1980	at Buf. 24, Oak. 7
1983	LARai. 27, at Buf. 24
1987	at LARai. 34, Buf. 21
1988	at Buf. 37, LARai. 21
1990	at Buf. 38, LARai. 24
1991	Buf. 30, at LARai. 27 (OT)
1992	at LARai. 20, Buf. 3
1993	LARai. 25, at Buf. 24
1998	at Buf. 44, Oak. 21
1999	Oak. 20, at Buf. 14

2002	Oak. 49, at Buf. 31
2004	at Oak. 13, Buf. 10
2005	at Oak. 38, Buf. 17
2008	at Buf. 24, Oak. 23
2011	at Buf. 38, Oak. 35
2014	at Oak. 26, Buf. 24
2016	at Oak. 38, Buf. 24
2017	at Buf. 34, Oak. 14

RAIDERS vs. CAROLINA

Series tied, 3-3

1997	at Car. 38, Oak. 14
2000	at Oak. 52, Car. 9
2004	Oak. 27, at Car. 24
2008	Car. 17, at Oak. 6
2012	at Car. 17, Oak. 6
2016	at Oak. 35, Car. 32

RAIDERS vs. CHICAGO

Series tied, 7-7

1972	at Oak. 28, Chi. 21
1976	Oak. 28, at Chi. 27
1978	Oak. 25, at Chi. 19 (OT)
1981	Chi. 23, at Oak. 6
1984	at Chi. 17, LARai. 6
1987	Chi. 6, at LARai. 3
1990	at LARai. 24, Chi. 10
1993	LARai. 16, at Chi. 14
1996	at Chi. 19, Oak. 17
1999	at Oak. 24, Chi. 17
2003	at Chi. 24, Oak. 21
2007	Chi. 17, at Oak. 6
2011	at Chi. 25, Chi. 20
2015	at Oak. 22, Oak. 20

RAIDERS vs. CINCINNATI

Raiders lead series, 18-10

1968	at Oak. 31, Cin. 10
	Oak. 34, at Cin. 0
	at Cin. 31, Oak. 17
1969	at Oak. 37, Cin. 17
	at Cin. 31, Oak. 21
1970	at Oak. 31, Cin. 27
1971	Oak. 20, at Cin. 14
1972	at Oak. 30, Cin. 27
1975	at Cin. 14, Oak. 10
1976	at Oak. 35, Cin. 20
1978	Oak. 34, at Cin. 21
1980	at Oak. 28, Cin. 17
1982	at Cin. 31, LARai. 17
1983	LARai. 20, at Cin. 10
1985	at LARai. 13, Cin. 6
1988	Cin. 45, at LARai. 21
1989	at LARai. 28, Cin. 7
1990	at LARai. 24, Cin. 7
1991	LARai. 38, at Cin. 14
1992	at Cin. 24, LARai. 21 (OT)
1993	at Cin. 16, LARai. 10
1995	Oak. 20, at Cin. 17
1998	at Oak. 27, Cin. 10
2003	at Oak. 23, Cin. 20
2006	at Cin. 27, Oak. 10
2009	at Oak. 20, Cin. 17
2012	at Cin. 34, Oak. 10
2015	Cin. 33, at Oak. 13

RAIDERS vs. CLEVELAND

Raiders lead series, 12-10

1970	at Oak. 23, Cle. 20
1971	Oak. 34, at Cle. 20
1973	Cle. 7, at Oak. 3
1974	Oak. 40, at Cle. 24
1975	at Oak. 38, Cle. 17
1977	Oak. 26, at Cle. 10
1979	at Oak. 19, Cle. 14
1985	LARai. 21, at Cle. 20
1986	at LARai. 27, Cle. 14

1987	Cle. 24, at LARai. 17
1992	Cle. 28, at LARai. 16
1993	Cle. 19, at LARai. 16
2000	at Oak. 36, Cle. 10
2003	at Cle. 13, Oak. 7
2005	Cle. 9, at Oak. 7
2006	Cle. 24, at Oak. 21
2007	at Oak. 26, Cle. 24
2009	at Cle. 23, Oak. 9
2011	at Oak. 24, Cle. 17
2012	Cle. 20, at Oak. 17
2014	at Cle. 23, Oak. 13
2015	Oak. 27, at Cle. 20

RAIDERS vs. DALLAS

Series tied, 6-6

1974	at Oak. 27, Dal. 23
1980	Dal. 19, at Oak. 13
1983	LARai. 40, at Dal. 38
1986	LARai. 17, at Dal. 13
1992	Dal. 28, at LARai. 13
1995	Dal. 34, at Oak. 21
1998	Oak. 13, at Dal. 12
2001	at Oak. 28, Dal. 21
2005	at Oak. 19, Dal. 13
2009	at Dal. 24, Oak. 7
2013	at Dal. 31, Oak. 24
2017	Dal. 20, at Oak. 17

RAIDERS vs. DENVER

Raiders lead series, 62-51-2

1960	at Den. 31, Oak. 14
	at Oak. 48, Den. 10
	at Oak. 33, Den. 19
1961	at Den. 27, Oak. 24
	at Den. 44, Oak. 7
1962	Den. 23, at Oak. 6
	Oak. 26, at Den. 10
1963	at Oak. 35, Den. 31
1964	at Oak. 40, Den. 7
	at Den. 20, Oak. 20
1965	Oak. 28, at Den. 20
	at Oak. 24, Den. 13
1966	Oak. 17, at Den. 3
	at Oak. 28, Den. 10
1967	at Oak. 51, Den. 0
	Oak. 21, at Den. 17
1968	Oak. 43, at Den. 7
	at Oak. 33, Den. 27
1969	Oak. 24, at Den. 14
	at Oak. 41, Den. 10
	at Oak. 35, Den. 23
1970	Oak. 24, at Den. 19
1971	Oak. 27, at Den. 16
	at Oak. 21, Den. 13
1972	Den. 30, at Oak. 23
	Oak. 37, at Den. 20
1973	at Den. 23, Oak. 23
	at Oak. 21, Den. 17
1974	Oak. 28, at Den. 17
	Den. 20, at Oak. 17
1975	Oak. 42, at Den. 17
	at Oak. 17, Den. 10
1976	Oak. 17, at Den. 10
	at Oak. 19, Den. 6
1977	Den. 30, at Oak. 7
	Oak. 24, at Den. 14
1978	at Den. 14, Oak. 6
	Den. 21, at Oak. 6
1979	at Oak. 27, Den. 3
	Oak. 14, at Den. 10
1980	at Oak. 9, Den. 3
	Oak. 24, at Den. 21
1981	at Den. 9, Oak. 7
	Den. 17, at Oak. 0
1982	at LARai. 27, Den. 10

1983	LARai. 22, at Den. 7
	at LARai. 22, Den. 20
1984	at Den. 16, LARai. 13
	Den. 22, at LARai. 19 (OT)
1985	at LARai. 31, Den. 28 (OT)
	LARai. 17, at Den. 14 (OT)
1986	at Den. 38, LARai. 36
	Den. 21, at LARai. 10
1987	at Den. 30, LARai. 14
	Den. 23, at LARai. 17
1988	LARai. 30, at Den. 27 (OT)
	at LARai. 21, Den. 20
1989	at Den. 31, LARai. 21
	at LARai. 16, Den. 13 (OT)
1990	at LARai. 14, Den. 9
	LARai. 23, at Den. 20
1991	at LARai. 16, Den. 13
	LARai. 17, at Den. 16
1992	at Den. 17, LARai. 13
	at LARai. 24, Den. 0
1993	LARai. 23, at Den. 20
	at LARai. 33, Den. 30 (OT)
1994	LARai. 48, at Den. 16
	at LARai. 23, Den. 13
1995	at Den. 27, Oak. 0
	Den. 31, at Oak. 28
1996	Den. 22, at Oak. 21
	at Den. 24, Oak. 19
1997	at Oak. 28, Den. 25
	at Den. 31, Oak. 3
1998	Den. 34, at Oak. 17
	at Den. 40, Oak. 14
1999	Den. 16, at Oak. 13
	at Den. 27, Oak. 21 (OT)
2000	Den. 33, at Oak. 24
	at Den. 27, Oak. 24
2001	at Oak. 38, Den. 28
	at Den. 23, Oak. 17
2002	Oak. 34, at Den. 10
	at Oak. 28, Den. 16
2003	at Den. 31, Oak. 10
	Den. 22, at Oak. 8
2004	Den. 31, at Oak. 3
	Oak. 25, at Den. 24
2005	Den. 31, at Oak. 17
	at Den. 22, Oak. 3
2006	at Den. 13, Oak. 3
	Den. 17, at Oak. 13
2007	at Den. 23, Oak. 20 (OT)
	at Oak. 34, Den. 20
2008	Den. 41, at Oak. 14
	Oak. 31, at Den. 10
2009	Den. 23, at Oak. 3
	Oak. 20, at Den. 19
2010	Oak. 59, at Den. 14
	at Oak. 39, Den. 23
2011	Oak. 23, at Den. 20
	Den. 38, at Oak. 24
2012	at Den. 37, Oak. 6
	Den. 26, at Oak. 13
2013	at Den. 37, Oak. 21
	Den. 34, at Oak. 14
2014	Den. 41, at Oak. 17
	at Den. 47, Oak. 14
2015	Den. 16, at Oak. 10
	Oak. 15, at Den. 12
2016	at Oak. 30, Den. 20
	at Den. 24, Oak. 6
2017	at Den. 16, Oak. 10
	at Oak. 21, Den. 14

RAIDERS vs. DETROIT

Series tied, 6-6

1970	at Det. 28, Oak. 14
1974	at Oak. 35, Det. 13
1978	at Oak. 29, Det. 17

1981	at Det. 16, Oak. 0
1984	LARai. 24, at Det. 3
1987	at LARai. 27, Det. 7
1990	LARai. 38, at Det. 31
1996	at Oak. 37, Det. 21
2003	at Det. 23, Oak. 13
2007	Det. 36, at Oak. 21
2011	Det. 28, at Oak. 27
2015	at Det. 18, Oak. 13

RAIDERS vs. GREEN BAY

Green Bay leads series, 7-5

1972	Oak. 20, at GB 14
1976	at Oak. 18, GB 14
1978	Oak. 28, at GB 3
1984	at LARai. 28, GB 7
1987	LARai. 20, at GB 0
1990	GB 29, at LARai. 16
1993	at GB 28, LARai. 0
1999	at GB 28, Oak. 24
2003	GB 41, at Oak. 7
2007	at GB 38, Oak. 7
2011	at GB 46, Oak. 16
2015	GB 30, at Oak. 20

RAIDERS vs. HOUSTON

Houston leads series, 6-4

2004	at Hou. 30, Oak. 17
2006	Hou. 23, at Oak. 14
2007	Hou. 24, at Oak. 17
2008	at Oak. 27, Hou. 16
2009	at Hou. 29, Oak. 6
2010	Hou. 31, at Oak. 24
2011	Oak. 25, at Hou. 20
2013	Oak. 28, at Hou. 23
2014	Hou. 30, at Oak. 14
2016	at Oak. 27, Hou. 20 (Mexico City)

RAIDERS vs. *INDIANAPOLIS

Raiders lead series, 8-6

1971	BalC. 37, at Oak. 14
1973	Oak. 34, at BalC. 21
1975	Oak. 31, at BalC. 20
1984	at LARai. 21, Ind. 7
1986	Ind. 30, at LARai. 24
1991	at LARai. 16, Ind. 0
1995	at Oak. 30, Ind. 17
2000	Oak. 38, at Ind. 31
2001	Oak. 23, at Ind. 18
2004	at Ind. 35, Oak. 14
2007	Ind. 21, at Oak. 14
2010	Ind. 31, at Oak. 26
2013	at Ind. 21, Oak. 17
2016	at Oak. 33, Ind. 25

*Franchise in Baltimore prior to 1984.

RAIDERS vs. JACKSONVILLE

Series tied, 4-4

1996	at Oak. 17, Jac. 3
1997	Jac. 20, at Oak. 9
2004	Jac. 13, at Oak. 6
2007	at Jac. 49, Oak. 11
2010	at Jac. 38, Oak. 31
2012	at Oak. 26, Jac. 23 (OT)
2013	at Oak. 19, Jac. 9
2016	Oak. 33, at Jac. 16

RAIDERS vs. *KANSAS CITY

Kansas City leads series, 61-52-2

1960	DalT. 34, at Oak. 16
	Oak. 20, at DalT. 19
1961	DalT. 42, at Oak. 35
	at DalT. 43, Oak. 11
1962	DalT. 26, at Oak. 16
	at DalT. 35, Oak. 7
1963	at Oak. 10, KC 7
	Oak. 22, at KC 9
1964	KC 21, at Oak. 9

1965	at KC 42, Oak. 7
	at Oak. 37, KC 10
	at KC 14, Oak. 7
1966	KC 32, at Oak. 10
	Oak. 34, at KC 13
1967	at Oak. 23, KC 21
	Oak. 44, at KC 22
1968	at KC 24, Oak. 10
	at Oak. 38, KC 21
1969	Oak. 27, at KC 24
	at Oak. 10, KC 6
1970	Oak. 17, at KC 17
	at Oak. 20, KC 6
1971	at Oak. 20, KC 20
	at KC 16, Oak. 14
1972	at KC 27, Oak. 14
	at Oak. 26, KC 3
1973	at KC 16, Oak. 3
	at Oak. 37, KC 7
1974	at Oak. 27, KC 7
	Oak. 7, at KC 6
1975	at KC 42, Oak. 10
	at Oak. 28, KC 20
1976	Oak. 24, at KC 21
	at Oak. 21, KC 10
1977	Oak. 37, at KC 28
	at Oak. 21, KC 20
1978	at Oak. 28, KC 6
	Oak. 20, at KC 10
1979	at KC 35, Oak. 7
	KC 24, at Oak. 21
1980	Oak. 27, at KC 14
	KC 31, at Oak. 17
1981	at KC 27, Oak. 0
	KC 28, at Oak. 17
1982	LARai. 21, at KC 16
1983	at LARai. 21, KC 16
	LARai. 28, at KC 20
1984	LARai. 22, at KC 20
	at LARai. 17, KC 7
1985	at KC 36, LARai. 20
	at LARai. 19, KC 10
1986	LARai. 24, at KC 17
	KC 20, at LARai. 17
1987	at LARai. 35, KC 17
	at KC 16, LARai. 10
1988	LARai. 27, at KC 17
	at LARai. 17, KC 10
1989	at KC 24, LARai. 19
	at LARai. 20, KC 14
1990	at KC 9, LARai. 7
	KC 27, at LARai. 24
1991	at KC 24, LARai. 21
	KC 27, at LARai. 21
1992	at KC 27, LARai. 7
	at LARai. 28, KC 7
1993	at KC 24, LARai. 9
	KC 31, at LARai. 20
1994	at KC 13, LARai. 3
	KC 19, at LARai. 9
1995	at KC 23, Oak. 17 (OT)
	KC 29, at Oak. 23
1996	at KC 19, Oak. 3
	at Oak. 26, KC 7
1997	KC 28, at Oak. 27
	at KC 30, Oak. 0
1998	at KC 28, Oak. 8
	KC 31, at Oak. 24
1999	KC 37, at Oak. 34
	Oak. 41, at KC 38 (OT)
2000	Oak. 20, at KC 17
	at Oak. 49, KC 31
2001	Oak. 27, at KC 24
	at Oak. 28, KC 26
2002	at KC 20, Oak. 10
	at Oak. 24, KC 0
2003	KC 17, at Oak. 10
	at KC 27, Oak. 24

RAIDERS VS. NFL

2004	KC 34, at Oak. 27 at KC 31, Oak. 30
2005	KC 23, at Oak. 17 at KC 27, Oak. 23
2006	at KC 17, Oak. 13 KC 20, at Oak. 9
2007	KC 12, at Oak. 10 Oak. 20, at KC 17
2008	Oak. 23, at KC 8 KC 20, at Oak. 13
2009	Oak. 13, at KC 10 KC 16, at Oak. 10
2010	at Oak. 23, KC 20 (OT) Oak. 31, at KC 10
2011	KC 28, at Oak. 0 Oak. 16, at KC 13 (OT)
2012	Oak. 26, at KC 16 at Oak. 15, KC 10
2013	at KC 24, Oak. 7 KC 56, at Oak. 31
2014	at Oak. 24, KC 20 at KC 31, Oak. 13
2015	KC 34, at Oak. 20 at KC 23, Oak. 17
2016	KC 26, at Oak. 10 at KC 21, Oak. 13
2017	at Oak. 31, KC 30 at KC 26, Oak. 15

*Franchise known as Dallas Texans prior to 1963

RAIDERS vs. *LOS ANGELES CHARGERS

Raiders lead series, 62-52-2

1960	at LACHa. 52, Oak. 28 LACHa. 41, at Oak. 17
1961	at SD 44, Oak. 0 SD 41, at Oak. 10
1962	SD 42, at Oak. 33 at SD 31, Oak. 21
1963	Oak. 34, at SD 33 at Oak. 41, SD 27
1964	SD 31, at Oak. 17 at Oak. 21, SD 20
1965	SD 17, at Oak. 6 at SD 24, Oak. 14
1966	SD 29, at Oak. 20 Oak. 41, at SD 19
1967	at Oak. 51, SD 10 Oak. 41, at SD 21
1968	SD 23, at Oak. 14 Oak. 34, at SD 27
1969	Oak. 24, at SD 12 at Oak. 21, SD 16
1970	Oak. 27, at SD 27 at Oak. 20, SD 17
1971	Oak. 34, at SD 0 at Oak. 34, SD 33
1972	at Oak. 17, SD 17 Oak. 21, at SD 19
1973	Oak. 27, at SD 17 at Oak. 31, SD 3
1974	Oak. 14, at SD 10 at Oak. 17, SD 10
1975	Oak. 6, at SD 0 at Oak. 25, SD 0
1976	Oak. 27, at SD 17 at Oak. 24, SD 0
1977	at Oak. 24, SD 0 at SD 12, Oak. 7
1978	Oak. 21, at SD 20 SD 27, at Oak. 23
1979	at SD 30, Oak. 10 at Oak. 45, SD 22
1980	at SD 30, Oak. 24 (OT) at Oak. 38, SD 24
1981	SD 55, at Oak. 21 at SD 23, Oak. 10

1982	at LARai. 28, SD 24 LARai. 41, at SD 34
1983	LARai. 42, at SD 10 at LARai. 30, SD 14
1984	at LARai. 33, SD 30 LARai. 44, at SD 37
1985	at LARai. 34, SD 21 at SD 40, LARai. 34 (OT)
1986	at LARai. 17, SD 13 LARai. 37, at SD 31 (OT)
1987	SD 23, at LARai. 17 at SD 16, LARai. 14
1988	at LARai. 24, SD 13 LARai. 13, at SD 3
1989	at LARai. 40, SD 13 at SD 14, LARai. 12
1990	LARai. 24, at SD 9 at LARai. 17, SD 12
1991	SD 21, at LARai. 13 LARai. 9, at SD 7
1992	at SD 27, LARai. 3 at SD 36, LARai. 14
1993	SD 30, at LARai. 23 LARai. 12, at SD 7
1994	SD 26, at LARai. 24 LARai. 24, at SD 17
1995	at Oak. 17, SD 7 at SD 12, Oak. 6
1996	SD 40, at Oak. 34 Oak. 32, at SD 14
1997	SD 25, at Oak. 10 Oak. 38, at SD 13
1998	at Oak. 7, SD 6 Oak. 17, at SD 10
1999	at Oak. 28, SD 9 at SD 23, Oak. 20
2000	at Oak. 9, SD 6 Oak. 15, at SD 13
2001	at Oak. 34, SD 24 Oak. 13, at SD 6
2002	SD 27, at Oak. 21 (OT) Oak. 27, at SD 7
2003	at Oak. 34, SD 31 (OT) at SD 21, Oak. 14
2004	at SD 42, Oak. 14 SD 23, at Oak. 17
2005	SD 27, at Oak. 14 at SD 34, Oak. 10
2006	SD 27, at Oak. 0 at SD 21, Oak. 14
2007	at SD 28, Oak. 14 SD 30, at Oak. 17
2008	SD 28, at Oak. 18 at SD 34, Oak. 7
2009	SD 24, at Oak. 20 at SD 24, Oak. 16
2010	at Oak. 35, SD 27 Oak. 28, at SD 13
2011	Oak. 24, at SD 17 SD 38, at Oak. 26
2012	SD 22, at Oak. 14 at SD 24, Oak. 21
2013	at Oak. 27, SD 17 at SD 26, Oak. 13
2014	SD 31, at Oak. 28 at SD 13, Oak. 6
2015	Oak. 37, at SD 29 at Oak. 23, SD 20 (OT)
2016	at Oak. 34, SD 31 Oak. 19, at SD 16
2017	LAC 17, at Oak. 16 at LAC 30, Oak. 10

*Franchise in San Diego from 1961-2016

RAIDERS vs. *LOS ANGELES RAMS

Raiders lead series, 8-5

1972	at Oak. 45, LARm. 17
------	----------------------

1977	at LARm. 20, Oak. 14
1979	Oak. 24, at LARm. 17
1982	at LARai. 37, LARm. 31
1985	LARai. 16, at LARm. 6
1988	LARm. 22, at LARai. 17
1991	at LARai. 20, LARm. 17
1994	LARai. 20, at LARm. 17
1997	at Oak. 35, STL. 17
2002	at STL. 28, Oak. 13
2006	STL. 20, at Oak. 0
2010	at Oak. 16, STL. 14
2014	at STL. 52, Oak. 0

*Franchise in St. Louis from 1995-2015

RAIDERS vs. MIAMI

Raiders lead series, 17-16-1

1966	Oak. 23, at Mia. 14 at Oak. 21, Mia. 10
1967	at Oak. 31, Mia. 17
1968	Oak. 47, at Mia. 21
1969	at Oak. 20, Mia. 17 Oak. 20, at Mia. 20
1970	at Mia. 20, Oak. 13
1973	at Oak. 12, Mia. 7 (Berkeley)
1975	Oak. 31, at Mia. 21
1978	at Mia. 23, Oak. 6
1979	at Oak. 13, Mia. 3
1980	at Oak. 16, Mia. 10
1981	Oak. 33, at Mia. 17
1983	at LARai. 27, Mia. 14
1984	LARai. 45, at Mia. 34
1986	LARai. 30, at Mia. 28
1988	Mia. 24, at LARai. 14
1990	LARai. 13, at Mia. 10
1992	at Mia. 20, LARai. 7
1994	at Mia. 20, LARai. 17 (OT)
1996	at Oak. 17, Mia. 7
1997	Mia. 34, at Oak. 16
1998	Mia. 27, at Oak. 17
1999	Mia. 16, at Oak. 9
2001	at Mia. 18, Oak. 15
2002	at Mia. 23, Oak. 17
2005	Mia. 33, at Oak. 21
2007	Oak. 35, at Mia. 17
2008	at Mia. 17, Oak. 15
2010	Mia. 33, at Oak. 17
2011	at Mia. 34, Oak. 14
2012	at Mia. 35, Oak. 13
2014	Mia. 38, at Oak. 14 (London)
2017	Oak. 27, at Mia. 24



QB Derek Carr

RAIDERS vs. MINNESOTA

Raiders lead series, 9-5

1973	at Min. 24, Oak. 16
1977	at Oak. 35, Min. 13
1978	at Oak. 27, Min. 20
1981	Oak. 36, at Min. 10
1984	at LARai. 23, Min. 20
1987	at Min. 31, LARai. 20
1990	LARai. 28, at Min. 24
1993	at LARai. 24, Min. 7
1996	Min. 16, at Oak. 13 (OT)
1999	Oak. 22, at Min. 17
2003	at Oak. 28, Min. 18
2007	at Min. 29, Oak. 22
2011	Oak. 27, at Min. 21
2015	Min. 30, at Oak. 14

RAIDERS vs. *NEW ENGLAND

New England leads series, 17-14-1

1960	at Oak. 27, BosP. 14
	at BosP. 34, Oak. 28
1961	at BosP. 20, Oak. 17
	BosP. 35, at Oak. 21
1962	at BosP. 26, Oak. 16
	at Oak. 20, BosP. 0
1963	BosP. 20, at Oak. 14
	at BosP. 20, Oak. 14
1964	BosP. 17, at Oak. 14
	Oak. 43, at BosP. 43
1965	Oak. 24, at BosP. 10
	at Oak. 30, BosP. 21
1966	at BosP. 24, Oak. 21
1967	at Oak. 35, BosP. 7
	Oak. 48, at BosP. 14
1968	at Oak. 41, BosP. 10
1969	Oak. 38, at BosP. 23
1971	at NE 20, Oak. 6
1974	at Oak. 41, NE 26
1976	at NE 48, Oak. 17
1978	NE 21, at Oak. 14
1981	at Oak. 27, NE 17
1985	LARai. 35, at NE 20
1987	at NE 26, LARai. 23
1989	at LARai. 24, NE 21
1994	LARai. 21, at NE 17
2002	at Oak. 27, NE 20
2005	at NE 30, Oak. 20
2008	NE 49, at Oak. 26
2011	NE 31, at Oak. 19
2014	at NE 16, Oak. 9
2017	NE 33, at Oak. 8 (Mexico City)

*Franchise known as Boston Patriots prior to 1971.

RAIDERS vs. NEW ORLEANS

Series tied, 6-6-1

1971	Oak. 21, at NO 21
1975	at Oak. 48, NO 10
1979	Oak. 42, at NO 35
1985	at LARai. 23, NO 13
1988	at NO 20, LARai. 6
1991	at NO 27, LARai. 0
1994	at LARai. 24, NO 19
1997	NO 13, at Oak. 10
2000	Oak. 31, at NO 22
2004	NO 31, at Oak. 26
2008	at NO 34, Oak. 3
2012	NO 38, at Oak. 17
2016	Oak. 35, at NO 34

RAIDERS vs. NEW YORK GIANTS

Raiders lead series, 8-5

1973	at Oak. 42, NYG 0
1980	Oak. 33, at NYG 17
1983	at LARai. 27, NYG 12
1986	NYG 14, at LARai. 9
1989	at NYG 34, LARai. 17
1992	at LARai. 13, NYG 10
1995	Oak. 17, at NYG 13

1998	at Oak. 20, NYG 17
2001	Oak. 28, at NYG 10
2005	NYG 30, at Oak. 21
2009	at NYG 44, Oak. 7
2013	at NYG 24, Oak. 20
2017	at Oak. 24, NYG 17

RAIDERS vs. *NEW YORK JETS

Raiders lead series, 23-17-2

1960	Oak. 28, at NYJ 27
	NYT 31, at Oak. 28
1961	NYT 14, at Oak. 6
	at NYT 23, Oak. 12
1962	NYT 28, at Oak. 17
	at NYT 31, Oak. 21
1963	at NYJ 10, Oak. 7
	at Oak. 49, NYJ 26
1964	at NYJ 35, Oak. 13
	at Oak. 35, NYJ 26
1965	Oak. 24, at NYJ 24
	at Oak. 24, NYJ 14
1966	Oak. 24, at NYJ 21
	at Oak. 28, NYJ 28
1967	at NYJ 27, Oak. 14
	at Oak. 38, NYJ 29
1968	at Oak. 43, NYJ 32
1969	Oak. 27, at NYJ 14
1970	Oak. 14, at NYJ 13
1972	at Oak. 24, NYJ 16
1977	Oak. 28, at NYJ 27
1979	at NYJ 28, Oak. 19
1985	at LARai. 31, NYJ 0
1989	LARai. 14, at NYJ 7
1993	at LARai. 24, NYJ 20
1995	Oak. 47, at NYJ 10
1996	Oak. 34, at NYJ 13
1997	at NYJ 23, Oak. 22
1999	at Oak. 24, NYJ 23
2000	at Oak. 31, NYJ 7
2001	NYJ 24, at Oak. 22
2002	at Oak. 26, NYJ 20
2003	NYJ 27, at Oak. 24 (OT)
2005	at NYJ 26, Oak. 10
2006	at NYJ 23, Oak. 3
2008	at Oak. 16, NYJ 13 (OT)
2009	NYJ 38, at Oak. 0
2011	at Oak. 34, NYJ 24
2013	at NYJ 37, Oak. 27
2014	at NYJ 19, Oak. 14
2015	at Oak. 34, NYJ 20
2017	at Oak. 45, NYJ 20

*Franchise known as New York Titans prior to 1963.



DE Khalil Mack

RAIDERS vs. PHILADELPHIA

Philadelphia leads series, 7-5

1971	at Oak. 34, Phi. 10
1976	Oak. 26, at Phi. 7
1980	at Phi. 10, Oak. 7
1986	Phi. 33, at LARai. 27 (OT)
1989	at Phi. 10, LARai. 7
1992	at Phi. 31, LARai. 10
1995	at Oak. 48, Phi. 17
2001	Oak. 20, at Phi. 10
2005	at Phi. 23, Oak. 20
2009	at Oak. 13, Phi. 9
2013	Phi. 49, at Oak. 20
2017	at Phi. 19, Oak. 10

RAIDERS vs. PITTSBURGH

Raiders lead series, 12-10

1970	at Oak. 31, Pit. 14
1972	at Pit. 34, Oak. 28
1973	Pit. 17, at Oak. 9
1974	Oak. 17, at Pit. 0
1976	at Oak. 31, Pit. 28
1977	Oak. 16, at Pit. 7
1980	Oak. 45, at Pit. 34
1981	at Oak. 30, Pit. 27
1984	Pit. 13, at LARai. 7
1990	at LARai. 20, Pit. 3
1994	Pit. 21, at LARai. 3
1995	Pit. 29, at Oak. 10
2000	at Pit. 21, Oak. 20
2002	Oak. 30, at Pit. 17
2003	at Pit. 27, Oak. 7
2004	at Pit. 24, Oak. 21
2006	at Oak. 20, Pit. 13
2009	Oak. 27, at Pit. 24
2010	at Pit. 35, Oak. 3
2012	at Oak. 34, Pit. 31
2013	at Oak. 21, Pit. 18
2015	at Pit. 38, Oak. 35

RAIDERS vs. SAN FRANCISCO

Raiders lead series 7-6

1970	SF 38, at Oak. 7
1974	Oak. 35, at SF 24
1979	at Oak. 23, SF 10
1982	LARai. 23, at SF 17
1985	SF 34, at LARai. 10
1988	LARai. 9, at SF 3
1991	at LARai. 12, SF 6
1994	at SF 44, LARai. 14
2000	Oak. 34, at SF 28 (OT)
2002	SF 23, at Oak. 20 (OT)
2006	at SF 34, Oak. 20
2010	at SF 17, Oak. 9
2014	at Oak. 24, SF 13

RAIDERS vs. SEATTLE

Raiders lead series, 28-24

1977	at Oak. 44, Sea. 7
1978	at Sea. 27, Oak. 7
	Sea. 17, at Oak. 16
1979	at Sea. 27, Oak. 10
	Sea. 29, at Oak. 24
1980	at Oak. 33, Sea. 14
	Oak. 19, at Sea. 17
1981	at Oak. 20, Sea. 10
	Oak. 32, at Sea. 31
1982	at LARai. 28, Sea. 23
1983	at Sea. 38, LARai. 36
	Sea. 34, at LARai. 21
1984	at LARai. 28, Sea. 14
	at Sea. 17, LARai. 14
1985	at Sea. 33, LARai. 3
	at LARai. 13, Sea. 3
1986	at LARai. 14, Sea. 10
	at Sea. 37, LARai. 0
1987	Sea. 35, at LARai. 13
	LARai. 37, at Sea. 14

1988 at Sea. 35, LARai. 27
 1989 Sea. 43, at LARai. 37
 Sea. 24, at LARai. 20
 1990 at Sea. 23, LARai. 17
 LARai. 17, at Sea. 13
 at LARai. 24, Sea. 17
 1991 LARai. 23, at Sea. 20 (OT)
 at LARai. 31, Sea. 7
 1992 LARai. 19, at Sea. 0
 at LARai. 20, Sea. 3
 1993 LARai. 17, at Sea. 13
 at LARai. 27, Sea. 23
 Sea. 38, at LARai. 9
 1994 LARai. 17, at Sea. 16
 at Oak. 34, Sea. 14
 1995 at Sea. 44, Oak. 10
 1996 Oak. 27, at Sea. 21
 Sea. 28, at Oak. 21
 1997 at Sea. 45, Oak. 34
 Sea. 22, at Oak. 21
 1998 Oak. 31, at Sea. 18
 at Oak. 20, Sea. 17
 1999 at Sea. 22, Oak. 21
 at Oak. 30, Sea. 21
 2000 at Oak. 31, Sea. 3
 at Sea. 27, Oak. 24
 2001 at Oak. 38, Sea. 14
 at Sea. 34, Oak. 27
 2002 at Oak. 31, Sea. 17
 2006 at Sea. 16, Oak. 0
 2010 at Oak. 33, Sea. 3
 2014 at Sea. 30, Oak. 24

RAIDERS vs. TAMPA BAY

Raiders lead series, 7-2

1976 at Oak. 49, TB 16
 1981 at Oak. 18, TB 16
 1993 at LARai. 27, TB 20
 1996 at TB 20, Oak. 17 (OT)
 1999 at Oak. 45, TB 0
 2004 at Oak. 30, TB 20
 2008 Oak. 31, at TB 24
 2012 TB 42, at Oak. 32
 2016 Oak. 30, at TB 24 (OT)

RAIDERS vs. *TENNESSEE

Raiders lead series, 26-20

1960 HouO. 37, at Oak. 22
 Oak. 14, at HouO. 13
 1961 at HouO. 55, Oak. 0
 HouO. 47, at Oak. 16
 1962 HouO. 28, at Oak. 20
 at HouO. 32, Oak. 17
 1963 Oak. 24, at HouO. 13
 at Oak. 52, HouO. 49
 1964 at HouO. 42, Oak. 28
 at Oak. 20, HouO. 10
 1965 at Oak. 21, HouO. 17
 Oak. 33, at HouO. 21
 1966 at HouO. 31, Oak. 0
 at Oak. 38, HouO. 23
 Oak. 19, at HouO. 7
 1967 Oak. 24, at HouO. 15
 1968 at Oak. 21, HouO. 17
 1969 at Oak. 41, HouO. 21
 1971 Oak. 34, at HouO. 0
 1972 Oak. 17, at HouO. 6
 1973 HouO. 27, at Oak. 26
 1975 Oak. 14, at HouO. 13
 1976 at Oak. 34, HouO. 29
 1977 at Oak. 21, HouO. 17
 1978 at HouO. 31, Oak. 17
 1979 at HouO. 17, Oak. 16
 1981 at LARai. 20, HouO. 6
 1983

1984 LARai. 24, at HouO. 14
 1986 LARai. 28, at HouO. 17
 1988 at HouO. 38, LARai. 35
 1989 at HouO. 23, LARai. 7
 1991 at HouO. 47, LARai. 17
 1994 at LARai. 17, HouO. 14
 1997 at Ten. 24, Oak. 21(OT)
 1999 at Ten. 21, Oak. 14
 2001 Ten. 13, at Oak. 10
 2002 at Oak. 52, Ten. 25
 2003 at Ten. 25, Oak. 20
 2004 at Oak. 40, Ten. 35
 2005 Oak. 34, at Ten. 25
 2007 at Ten. 13, Oak. 9
 2010 at Ten. 38, Oak. 13
 2013 Ten. 23, at Oak. 19
 2015 Oak. 24, at Ten. 21
 2016 Oak. 17, at Ten. 10
 2017 Oak. 26, at Ten. 16

*Franchise known as Houston Oilers prior to 1997; known as Tennessee Oilers prior to 1998.

RAIDERS vs. WASHINGTON

Raiders lead series, 7-6

1970 at Oak. 34, Was. 20
 1975 Oak. 26, at Was. 23 (OT)
 1980 at Oak. 24, Was. 21
 1983 at Was. 37, LARai. 35
 1986 at Was. 10, LARai. 6
 1989 at LARai. 37, Was. 24
 1992 LARai. 21, at Was. 20
 1995 Oak. 20, at Was. 8
 1998 Was. 29, at Oak. 19
 2005 Oak. 16, at Was. 13
 2009 Was. 34, at Oak. 13
 2013 Was. 24, at Oak. 14
 2017 at Was. 27, Oak. 10



WR Amari Cooper

ALL-TIME POSTSEASON GAMES

WON 25, LOST 19

Date	Opponent	Result	Score	Attendance
December 31, 1967.....	Houston Oilers (AFL Championship)	W	40-7	53,330
January 14, 1968.....	Green Bay (SB II in Miami)	L	14-33	75,546
December 22, 1968.....	Kansas City (AFL Playoff)	W	41-6	53,357
December 29, 1968.....	at N.Y. Jets (AFL Championship)	L	23-27	62,627
December 21, 1969.....	Houston Oilers (AFL Playoff)	W	56-7	53,539
January 4, 1970.....	Kansas City (AFL Championship)	L	7-17	54,544
December 27, 1970.....	Miami (AFC Playoff)	W	21-14	54,401
January 3, 1971.....	at Baltimore Colts (AFC Championship)	L	17-27	56,368
December 23, 1972.....	at Pittsburgh (AFC Playoff)	L	7-13	50,350
December 22, 1973.....	Pittsburgh (AFC Playoff)	W	33-14	53,662
December 30, 1973.....	at Miami (AFC Championship)	L	10-27	80,047
December 21, 1974.....	Miami (AFC Playoff)	W	28-26	54,020
December 29, 1974.....	Pittsburgh (AFC Championship)	L	13-24	54,004
December 28, 1975.....	Cincinnati (AFC Playoff)	W	31-28	53,994
January 4, 1976.....	at Pittsburgh (AFC Championship)	L	10-16	49,103
December 18, 1976.....	New England (AFC Playoff)	W	24-21	54,037
December 26, 1976.....	Pittsburgh (AFC Championship)	W	24-7	53,821
January 9, 1977.....	Minnesota (SB XI in Pasadena)	W	32-14	103,424
December 24, 1977.....	at Baltimore Colts (AFC Playoff)	W	37-31 (2 OT)	60,763
January 1, 1978.....	at Denver (AFC Championship)	L	17-20	75,044
December 28, 1980.....	Houston Oilers (AFC Wild Card)	W	27-7	54,539
January 4, 1981.....	at Cleveland (AFC Divisional)	W	14-12	79,473
January 11, 1981.....	at San Diego (AFC Championship)	W	34-27	52,675
January 25, 1981.....	Philadelphia (SB XV in New Orleans)	W	27-10	75,500
January 8, 1983.....	Cleveland (AFC Playoff, Round 1)	W	27-10	57,246
January 15, 1983.....	N.Y. Jets (AFC Playoff, Round 2)	L	14-17	90,688
January 1, 1984.....	Pittsburgh (AFC Divisional)	W	38-10	92,434
January 8, 1984.....	Seattle (AFC Championship)	W	30-14	92,335
January 22, 1984.....	Washington (SB XVIII in Tampa)	W	38-9	72,920
December 22, 1984.....	at Seattle (AFC Wild Card)	L	7-13	64,910
January 5, 1986.....	New England (AFC Divisional)	L	20-27	89,289
January 13, 1991.....	Cincinnati (AFC Divisional)	W	20-10	92,488
January 20, 1991.....	at Buffalo (AFC Championship)	L	3-51	80,632
December 28, 1991.....	at Kansas City (AFC Wild Card)	L	6-10	77,191
January 9, 1994.....	Denver (AFC Wild Card)	W	42-24	67,800
January 15, 1994.....	at Buffalo (AFC Divisional)	L	23-29	80,290
January 6, 2001.....	Miami (AFC Divisional)	W	27-0	61,998
January 14, 2001.....	Baltimore (AFC Championship)	L	3-16	62,784
January 12, 2002.....	N.Y. Jets (AFC Wild Card)	W	38-24	61,503
January 19, 2002.....	at New England (AFC Divisional)	L	13-16 (OT)	60,292
January 12, 2003.....	N.Y. Jets (AFC Divisional)	W	30-10	62,207
January 19, 2003.....	Tennessee (AFC Championship)	W	41-24	62,544
January 26, 2003.....	Tampa Bay (SB XXXVII in San Diego)	L	21-48	67,603
January 7, 2017.....	at Houston (AFC Wild Card)	L	14-27	71,790



1974 AFC Playoff ("Sea of Hands")

SUPER BOWL II

Miami Orange Bowl; Sunday, Jan. 14, 1968; Attendance: 75,546; Time: 2:34 PM PST; Weather: 68°F; partly cloudy, 52% humidity, wind W 14 mph

The Raiders stormed into Super Bowl II after claiming the club's first-ever American Football League championship with a 40-7 romp over the Houston Oilers on Dec. 31, 1967. The Raiders mounted a spirited challenge to the Green Bay Packers, the defending Super Bowl champions, but ultimately fell short in Miami, 33-14.

In a game that drew the first \$3 million gate in football history, the Bart Starr-led Packers jumped out to a 13-0 lead in the second quarter after a 62-yard touchdown reception by Boyd Dowler. The Raiders cut into the lead with a 23-yard touchdown pass from Daryle Lamonica to Bill Miller, the first of two touchdown receptions on the day for the wide receiver, who played collegiately at the University of Miami.

Down 16-7 entering the second half, the Raiders were unable to contain a Packers offense that added a 2-yard touchdown run by Donny Anderson and Don Chandler's fourth field goal of the day, in the third quarter. Herb Adderley's 60-yard interception return for a touchdown on a fourth-quarter Lamonica pass sealed the Packers victory. Lamonica connected with Miller for a 23-yard Oakland touchdown late in the final period.

Starr earned the game's MVP honors after completing 13-of-24 passes for 202 yards and one touchdown. Miller hauled in a game-high five passes for 84 yards and two touchdowns to lead the Raiders.



	RAIDERS	PACKERS
TOTAL FIRST DOWNS	16	19
By Rushing	5	11
By Passing	10	7
By Penalty	1	1
THIRD-DOWN EFFICIENCY	3-11-27%	5-16-31%
FOURTH-DOWN EFFICIENCY	0-0-0%	1-1-100%
TOTAL NET YARDS	293	322
Total Offensive Plays	57	69
Average gain per offensive play	5.1	4.7
NET YARDS RUSHING	107	160
Total Rushing Plays	20	41
Average gain per rushing play	5.4	3.9
NET YARDS PASSING	186	162
Times thrown - yards lost att. to pass	3-22	4-40
Gross yards passing	208	202
PASS ATT-COMP-INT	34-15-1	24-13-0
Average gain per pass play	5.6	5.8
PUNTS Number and Average	6-44.0	6-39.0
TOTAL RETURN YARDS (not inc. kickoffs)	12	95
No. and Yards Punt Returns	3-12	5-35
No. and Yards Kickoff Returns	7-127	3-49
No. and Yards Interception Returns	0-0	1-60
PENALTIES Numbers and Yards	4-31	1-12
FUMBLES Numbers and Lost	3-2	0-0
EXTRA POINTS Made-Attempts	2-2	3-3
FIELD GOALS Made-Attempts	0-1	4-4
SAFETIES	0	0
FINAL SCORE	14	33

SCORING SUMMARY

TM	QTR	TIME	PLAY DESCRIPTION	GB	OAK
GB	1	9:53	D. Chandler 39 yd. Field Goal (10-34, 4:01)	3	0
GB	2	11:52	D. Chandler 20 yd. Field Goal (17-84, 8:40)	6	0
GB	2	10:50	B. Dowler 62 yd. pass from B. Starr (D. Chandler kick) (1-62, 0:11)	13	0
OAK	2	6:15	B. Miller 23 yd. pass from D. Lamonica (G. Blanda kick) (9-78, 4:20)	13	7
GB	2	0:01	D. Chandler 43 yd. Field Goal (4-9, 0:19)	16	7
GB	3	5:54	D. Anderson 2 yd. run (D. Chandler kick) (11-82, 4:41)	23	7
GB	3	0:02	D. Chandler 31 yd. Field Goal (9-37, 4:47)	26	7
GB	4	11:03	H. Adderley 60 yd. Interception return (D. Chandler kick)	33	7
OAK	4	9:13	B. Miller 23 yd. pass from D. Lamonica (G. Blanda kick) (4-74, 1:35)	33	14

SCORE BY QUARTER

	1	2	3	4	OT	F
GREEN BAY	3	13	10	7	-	33
OAKLAND	0	7	0	7	-	14

OAKLAND RAIDERS

RUSHING	Att	Yds	Avg	Lg	TD	
H. Dixon	12	54	4.5	15	0	
L. Todd	2	37	18.5	32	0	
P. Banaszak	6	16	2.7	5	0	
Total	20	107	5.4	32	0	
PASSING	Att	Cm	Yds	TD	Lg	In
D. Lamonica	34	15	208	2	41	1
Total	34	15	208	2	41	1
RECEIVING	No	Yds	Avg	Lg	TD	
B. Miller	5	84	16.8	23T	2	
P. Banaszak	4	69	17.3	41	0	
B. Cannon	2	25	12.5	15	0	
F. Biletnikoff	2	10	5.0	6	0	
H. Dixon	1	3	3.0	3	0	
W. Wells	1	17	17.0	17	0	
Total	15	208	13.9	41	2	
INTERCEPTIONS	No	Yds	Avg	Lg	TD	
	-	-	-	-	-	
PUNT RETURNS	No	Yds	Avg	FC	Lg	TD
R. Bird	2	12	6.0	1	12	0
W. Wells	1	0	0.0	0	0	0
Total	3	12	4.0	1	12	0
KICK RETURNS	No	Yds	Avg	Lg	TD	
L. Todd	3	63	21.0	23	0	
D. Grayson	3	61	20.3	25	0	
W. Hawkins	1	3	3.0	3	0	
Total	7	127	18.1	25	0	

GREEN BAY PACKERS

RUSHING	Att	Yds	Avg	Lg	TD	
B. Wilson	17	62	3.6	13	0	
D. Anderson	14	48	3.4	8	1	
T. Williams	8	36	4.5	18	0	
B. Starr	1	14	14.0	14	0	
C. Mercein	1	0	0.0	0	0	
Total	41	160	3.9	18	1	
PASSING	Att	Cm	Yds	TD	Lg	In
B. Starr	24	13	202	1	62	0
Total	24	13	202	1	62	0
RECEIVING	No	Yds	Avg	Lg	TD	
C. Dale	4	43	10.8	17	0	
M. Fleming	4	35	8.8	11	0	
B. Dowler	2	71	35.5	62	1	
D. Anderson	2	18	9.0	12	0	
M. McGee	1	35	35.0	35	0	
Total	13	202	15.5	62	1	
INTERCEPTIONS	No	Yds	Avg	Lg	TD	
H. Adderley	1	60	60.0	60	1	
Total	1	60	60.0	60	1	
PUNT RETURNS	No	Yds	Avg	FC	Lg	TD
W. Wood	5	50	10.0	0	31	0
Total	5	50	10.0	0	31	0
KICK RETURNS	No	Yds	Avg	Lg	TD	
H. Adderley	1	24	24.0	24	0	
T. Williams	1	18	18.0	18	0	
T. Crutcher	1	7	7.0	7	0	
Total	3	49	16.3	24	0	

RAIDERS STARTERS

OFFENSE	DEFENSE
C 00 J. Otto	DT 53 D. Birdwell
G 65 W. Hawkins	DT 74 T. Keating
G 63 E. Upshaw	DE 83 B. Davidson
T 79 H. Schuh	DE 77 I. Lassiter
T 76 B. Svihus	OLB42 B. Lasky
TE 33 B. Cannon	LB 34 G. Otto
WR25 F. Biletnikoff	LB 55 D. Connors
WR89 B. Miller	CB 24 W. Brown
RB 40 P. Banaszak	CB 77 K. McCloughan
RB 35 H. Dixon	FS 29 H. Williams
QB 3 D. Lamonica	SS 20 W. Powers

PACKERS STARTERS

OFFENSE	DEFENSE
C 57 K. Bowman	DT 74 H. Jordan
G 68 G. Gillingham	DT 77 R. Gettelink
G 64 J. Kramer	DE 82 L. Aldridge
T 75 F. Gregg	DE 87 W. Davis
T 76 B. Skoronski	OLB60 L. Caffey
TE 81 M. Fleming	OLB89 D. Robinson
WR84 C. Dale	MLB 66 R. Nitschke
WR86 B. Dowler	CB 26 H. Adderley
RB 44 D. Anderson	CB 21 B. Jeter
RB 36 B. Wilson	FS 24 W. Wood
QB 15 B. Starr	SS 40 T. Brown

SUPER BOWLS

SUPER BOWL XI

Rose Bowl; Sunday, Jan. 9, 1977; Attendance: 103,424; Time: 3:03 PM PST; Weather: 58°F; clear and sunny, 59% humidity, wind NW 5 mph

The 1976 Raiders advanced to Super Bowl XI with a 13-1 regular season record and a 2-0 mark in the playoffs, upending the Pittsburgh Steelers in the AFC Championship Game for the first time in three tries, 24-7. Against the NFC Champion Vikings in front of 103,424 fans at the Rose Bowl, the Silver and Black put forth dominant efforts on both offense and defense in posting a 32-14 victory and capturing the club's first-ever Super Bowl championship.

Oakland built a 16-0 first-half lead as Dave Casper and Pete Banaszak each scored short touchdowns after receptions by Fred Biletnikoff brought the Raiders to the goal line on two separate drives. An additional short-yardage touchdown run by Banaszak in the second half put the Raiders up, 26-7, and set the stage for the signature moment of the contest. With Fran Tarkenton under heavy pressure in the fourth quarter, veteran Willie Brown intercepted a pass and returned it 75 yards for a touchdown to seal the victory.

The Vikings could only muster two second-half touchdowns as the Silver and Black put together a dominant defensive performance, limiting Chuck Foreman to just 44 yards rushing and intercepting Tarkenton twice.

Biletnikoff's 79 yards on four receptions, three of which set up Raider touchdowns, earned him MVP honors, while Clarence Davis helped pace the offense with 137 rushing yards on 16 carries.

Ten Raiders from Super Bowl XI would go on to enshrinement in the Pro Football Hall of Fame, with Owner Al Davis joining Head Coach John Madden, Biletnikoff, Brown, Ted Hendricks, Ray Guy, Ken Stabler, Gene Upshaw, Art Shell and Casper in Canton.

	RAIDERS	VIKINGS
TOTAL FIRST DOWNS	21	20
By Rushing	13	2
By Passing	8	15
By Penalty	0	3
THIRD-DOWN EFFICIENCY	9-19-47%	7-19-37%
FOURTH-DOWN EFFICIENCY	0-1-0%	1-2-50%
TOTAL NET YARDS	429	353
NET Offensive Plays	73	71
Average gain per offensive play	5.9	5.0
NET YARDS RUSHING	266	71
Total Rushing Plays	52	26
Average gain per rushing play	5.1	2.7
NET YARDS PASSING	163	282
Times thrown - yards lost att. to pass	2-17	1-4
Gross yards passing	180	286
PASS ATT-COMP-INT	19-12-0	44-24-2
Average gain per pass play	7.8	6.3
PUNTS Number and Average	4-40.5	7-37.9
TOTAL RETURN YARDS (not inc. kickoffs)	181	150
No. and Yards Punt Returns	4-43	3-14
No. and Yards Kickoff Returns	3-47	7-136
No. and Yards Interception Returns	2-91	0-0
PENALTIES Numbers and Yards	4-30	2-25
FUMBLES Numbers and Lost	0-0	1-1
EXTRA POINTS Made-Attempts	2-4	2-2
FIELD GOALS Made-Attempts	2-3	0-0
SAFETIES	0	0
FINAL SCORE	32	14

SCORING SUMMARY

TM	QTR	TIME	PLAY DESCRIPTION	MIN	OAK
OAK	2	0:48	E. Mann 24 yd. Field Goal (12-90, 5:23)	0	3
OAK	2	7:50	D. Casper 1 yd. pass from K. Stabler (E. Mann kick) (10-64, 5:21)	0	10
OAK	2	11:27	P. Banaszak 1 yd. run (kick failed) (5-35, 2:20)	0	16
OAK	3	9:44	E. Mann 40 yd. Field Goal (5-31, 2:12)	0	19
MIN	3	14:13	S. White 8 yd. pass from F. Tarkenton (F. Cox kick) (12-68, 4:29)	7	19
OAK	4	7:21	P. Banaszak 2 yd. run (E. Mann kick) (4-54, 2:27)	7	26
OAK	4	9:17	W. Brown 75 yd. interception return (kick failed)	7	32
MIN	4	14:35	S. Voigt 13 yd. pass from B. Lee (F. Cox kick) (9-86, 1:31)	14	32

SCORE BY QUARTER

	1	2	3	4	OT	TOTAL
OAKLAND	0	16	3	13	-	32
MINNESOTA	0	0	7	7	-	14

OAKLAND RAIDERS

RUSHING	Att	Yds	Avg	Lg	TD	
C. Davis	16	137	8.6	35	0	
M.vanEgghen	18	73	4.1	11	0	
C. Garrett	4	19	4.8	13	0	
P. Banaszak	10	19	1.9	6	2	
H. Ginn	2	9	4.5	9	0	
M. Rae	2	9	4.5	11	0	
Total	52	266	5.1	35	2	
PASSING	Att	Cm	Yds	TD	Lg	In
K. Stabler	19	12	180	1	48	0
Total	19	12	180	1	48	0
RECEIVING	No	Yds	Avg	Lg	TD	
D. Casper	4	70	17.5	26	1	
F. Biletnikoff	4	79	19.8	48	0	
C. Garrett	1	11	11.0	11	0	
C. Branch	3	20	6.7	10	0	
Total	12	180	15.0	48	1	
INTERCEPTIONS	No	Yds	Avg	Lg	TD	
W. Hall	1	16	16.0	16	0	
W. Brown	1	75	75.0	75	1	
Total	2	91	45.5	75	1	
PUNT RETURNS	No	Yds	Avg	FC	Lg	TD
N. Colzie	4	43	10.8	0	25	0
Total	4	43	10.8	0	25	0
KICK RETURNS	No	Yds	Avg	Lg	TD	
C. Garrett	2	47	23.5	24	0	
M. Siani	1	0	0.0	0	0	
Total	3	47	15.7	24	0	

MINNESOTA VIKINGS

RUSHING	Att	Yds	Avg	Lg	TD	
C. Foreman	17	44	2.6	7	0	
B. McClanahan	3	3	1.0	2	0	
R. Miller	2	4	2.0	3	0	
B. Lee	1	4	4.0	4	0	
S. White	1	7	7.0	7	0	
S. Johnson	2	9	4.5	8	0	
Total	26	71	2.7	8	0	
PASSING	Att	Cm	Yds	TD	Lg	In
F. Tarkenton	35	17	205	1	26	2
B. Lee	9	7	81	1	20	0
Total	44	24	286	2	26	2
RECEIVING	No	Yds	Avg	Lg	TD	
C. Foreman	5	62	12.4	26	0	
A. Rashad	3	53	17.7	25	0	
R. Miller	4	19	4.8	13	0	
S. Voigt	4	49	12.3	15	1	
S. White	5	77	15.4	20	1	
S. Johnson	3	26	8.7	17	0	
Total	24	286	11.9	26	2	
INTERCEPTIONS	No	Yds	Avg	Lg	TD	
-	-	-	-	-	-	
PUNT RETURNS	No	Yds	Avg	FC	Lg	TD
L. Willis	3	14	4.7	0	8	0
Total	3	14	4.7	0	8	0
KICK RETURNS	No	Yds	Avg	Lg	TD	
L. Willis	3	57	19.0	20	0	
S. White	4	79	19.8	26	0	
Total	7	136	19.4	26	0	

RAIDERS STARTERS

OFFENSE	DEFENSE
C 50 D. Dalby	DT 74 D. Rowe
G 64 G. Buehler	DT 60 O. Sistrunk
G 63 G. Upshaw	DE 72 J. Matuszak
T 78 A. Shell	DE 41 P. Villapiano
T 75 J. Vella	LB 83 T. Hendricks
TE 87 D. Casper	LB 58 M. Johnson
WR 25 F. Biletnikoff	LB 39 W. Hall
WR 21 C. Branch	CB 24 W. Brown
RB 28 C. Davis	CB 26 S. Thomas
RB 30 M. van Egghen	FS 32 J. Tatum
QB 12 K. Stabler	SS 43 G. Atkinson

VIKINGS STARTERS

OFFENSE	DEFENSE
C 53 M. Tinglehoff	DT 88 A. Page
G 68 C. Goodrum	DT 69 D. Sutherland
G 62 E. White	DE 81 C. Eller
T 78 S. Riley	DE 70 J. Marshall
T 73 R. Yary	LB 59 M. Blair
TE 83 S. Voigt	LB 58 W. Hilgenberg
WR 28 A. Rashad	LB 50 J. Siemon
WR 85 S. White	CB 20 B. Bryant
RB 44 C. Foreman	CB 43 N. Wright
RB 33 B. McClanahan	FS 22 P. Krause
QB 10 F. Tarkenton	SS 23 J. Wright

SUPER BOWL XV


Louisiana Superdome; Sunday, Jan. 25, 1981; Attendance: 76,135; Time: 3:13 PM PST; Weather: played indoors, domed stadium

The 1980 Oakland Raiders entered Super Bowl XV against the NFC Champion Philadelphia Eagles as the ultimate underdogs. Not only were the Raiders the first wild card team to advance to the Super Bowl since the NFL adopted the new playoff format in 1978, but the Eagles had already defeated the Silver and Black, 10-7, just eight weeks earlier. This matchup would be markedly different, as a team that started the season with just a 2-3 record would claim the club's second championship with a dominating 27-10 victory.

The Raiders wasted no time establishing themselves in New Orleans, as Rod Martin picked off a Ron Jaworski pass on the game's third play and returned it 25 yards to set up a Jim Plunkett touchdown pass to Cliff Branch. Later in the first quarter, Plunkett hit Kenny King for an 80-yard touchdown strike that set a then-Super Bowl record and gave the Silver and Black a 14-0 lead.

Head coach Tom Flores, employing a philosophy of pressure football, kept the offense firing away in the second half. Plunkett engineered a third-quarter drive that culminated in a 29-yard touchdown pass to Branch that gave the Raiders an insurmountable 21-3 lead. Chris Bahr added two field goals in the second half and the defense, led by a Super Bowl-record three interceptions by Martin, surrendered only a fourth-quarter touchdown.

Plunkett was tabbed for MVP honors after completing 13-of-21 passes for 261 yards and three touchdowns as the Silver and Black became the first wild card team in NFL history to win the Super Bowl.



	RAIDERS	EAGLES
TOTAL FIRST DOWNS	17	19
By Rushing	6	3
By Passing	10	14
By Penalty	1	2
THIRD-DOWN EFFICIENCY	6-12-50%	5-12-42%
FOURTH-DOWN EFFICIENCY	0-0-0%	1-1-100%
TOTAL NET YARDS	377	360
Total Offensive Plays	56	64
Average gain per offensive play	6.7	5.6
NET YARDS RUSHING	117	69
Total Rushing Plays	34	26
Average gain per rushing play	3.4	2.7
NET YARDS PASSING	260	291
Times thrown - yards lost att. to pass	1-1	0-0
Gross yards passing	261	291
PASS ATT-COMP-INT	21-13-0	38-18-3
Average gain per pass play	11.8	7.7
PUNTS Number and Average	3-42.0	3-36.7
TOTAL RETURN YARDS (not inc. kickoffs)	45	20
No. and Yards Punt Returns	2-1	3-20
No. and Yards Kickoff Returns	3-48	6-87
No. and Yards Interception Returns	3-44	0-0
PENALTIES Numbers and Yards	5-37	6-57
FUMBLES Numbers and Lost	0-0	1-1
EXTRA POINTS Made-Attempts	3-3	1-1
FIELD GOALS Made-Attempts	2-3	1-2
SAFETIES	0	0
FINAL SCORE	27	10

SCORING SUMMARY

TM	QTR	TIME	PLAY DESCRIPTION	OAK	PHI
OAK	1	6:04	C. Branch 2 yd. pass from J. Plunkett (C. Bahr kick) (7-30, 4:16)	7	0
OAK	1	14:51	K. King 80 yd. pass from J. Plunkett (C. Bahr kick) (3-86, 0:57)	14	0
PHI	2	4:32	T. Franklin 30 yd. Field Goal (8-61, 4:41)	14	3
OAK	3	2:36	C. Branch 29 yd. pass from J. Plunkett (C. Bahr kick) (5-76, 2:36)	21	3
OAK	3	10:25	C. Bahr 46 yd. Field Goal (7-40, 3:45)	24	3
PHI	4	1:01	K. Krepfle 8 yd. pass from R. Jaworski (T. Franklin kick) (12-88, 5:36)	24	10
OAK	4	6:31	C. Bahr 35 yd. Field Goal (11-72, 5:30)	27	10

SCORE BY QUARTER

	1	2	3	4	OT	TOTAL
OAKLAND	14	0	10	3	-	27
PHILADELPHIA	0	3	0	7	-	10

OAKLAND RAIDERS

RUSHING	Att	Yds	Avg	Lg	TD	
M. van Eeghen	18	75	4.2	8	0	
K. King	6	18	3.0	6	0	
D. Jensen	4	17	4.3	6	0	
J. Plunkett	3	9	3.0	5	0	
A. Whittington	3	-2	-0.7	2	0	
Total	34	117	3.4	8	0	
PASSING	Att	Cm	Yds	TD	Lg	In
J. Plunkett	21	13	261	3	80	0
Total	21	13	261	3	80	0
RECEIVING	No	Yds	Avg	Lg	TD	
C. Branch	5	67	13.4	29T	2	
B. Chandler	4	77	19.3	32	0	
K. King	2	93	46.5	80T	1	
R. Chester	2	24	12.0	16	0	
Total	13	261	20.1	80T	3	
INTERCEPTIONS	No	Yds	Avg	Lg	TD	
R. Martin	3	44	14.7	25	0	
Total	3	44	14.7	25	0	
PUNT RETURNS	No	Yds	Avg	FC	Lg	TD
I. Matthews	2	1	0.5	1	2	0
Total	2	1	0.5	1	2	0
KICK RETURNS	No	Yds	Avg	Lg	TD	
I. Matthews	2	29	14.5	21	0	
K. Moody	1	19	19.0	19	0	
Total	3	48	16.0	21	0	

PHILADELPHIA EAGLES

RUSHING	Att	Yds	Avg	Lg	TD	
W.Montgomery	16	44	2.8	8	0	
L.Harris	7	14	2.0	5	0	
L.Giammona	1	7	7.0	7	0	
P.Harrington	1	4	4.0	4	0	
R.Jaworski	1	0	0.0	0	0	
Total	26	69	2.7	8	0	
PASSING	Att	Cm	Yds	TD	Lg	In
R.Jaworski	38	18	291	1	43	3
Total	38	18	291	1	43	3
RECEIVING	No	Yds	Avg	Lg	TD	
W.Montgomery	6	91	15.2	25	0	
H.Carmichael	5	83	16.6	29	0	
C.Smith	2	59	29.5	43	0	
K.Krepfle	2	16	8.0	8T	1	
J.Spagnola	1	22	22.0	22	0	
R.Parker	1	19	19.0	19	0	
L.Harris	1	1	1.0	1	0	
Total	18	291	16.2	43	1	
INTERCEPTIONS	No	Yds	Avg	Lg	TD	
--	--	--	--	--	--	
PUNT RETURNS	No	Yds	Avg	FC	Lg	TD
J.Sciarra	2	18	9.0	0	12	0
W.Henry	1	2	2.0	0	2	0
Total	3	20	6.7	0	12	0
KICK RETURNS	No	Yds	Avg	Lg	TD	
B.Campfield	5	87	17.4	21	0	
P.Harrington	1	0	0.0	0	0	
Total	6	87	14.5	21	0	

RAIDERS STARTERS

OFFENSE	DEFENSE
C 50 D. Dalby	NT 62 R. Kinlaw
G 65 M. Marvin	DE 73 D. Browning
G 63 G. Upshaw	DE 72 I. Matuszak
T 70 H. Lawrence	LB 83 T. Hendricks
T 78 A. Shell	LB 53 R. Martin
TE 88 R. Chester	LB 55 M. Miller
WR 85 B. Chandler	LB 51 B. Nelson
WR 21 C. Branch	CB 37 L. Hayes
RB 33 K. King	CB 35 D. O'Steen
RB 30 M. van Eeghen	SS 44 B. Owens
QB 16 J. Plunkett	SS 36 M. Davis

EAGLES STARTERS

OFFENSE	DEFENSE
C 50 G. Morris	NT 65 C. Johnson
G 69 W. Peoples	DE 78 C. Hairston
G 62 P. Perot	DE 68 D. Harrison
T 76 J. Sizemore	LB 95 J. Bunting
T 75 S. Walters	LB 56 J. Robinson
TE 84 K. Krepfle	LB 66 B. Bercy
WR 17 H. Carmichael	LB 55 F. LeMaster
WR 88 J. Spagnola	CB 46 H. Edwards
RB 20 L. Harris	CB 43 R. Young
RB 31 W. Montgomery	SS 22 B. Wilson
QB 7 R. Jaworski	SS 41 R. Logan

SUPER BOWLS

SUPER BOWL XVIII

Tampa Stadium; Sunday, Jan. 22, 1984; Attendance: 72,920; Time: 3:31 PM PST; Weather: 68°F; partly cloudy, wind NE 20 mph

Famously dubbed "Black Sunday" by NFL Films, Super Bowl XVIII put on display the best that the NFL had to offer as the Los Angeles Raiders drubbed the Washington Redskins, 38-9. The resounding victory rested on the running brilliance of Marcus Allen and the strength of dominating defense and special teams play that lifted the Raiders to the club's third Super Bowl title in eight years.

Clad in their famous black jerseys, the Raiders jumped on the scoreboard first as Derrick Jensen blocked a first-quarter punt deep in Washington territory and fell on the ball in the end zone for a touchdown. In the second quarter, Jim Plunkett orchestrated an efficient three-play drive that culminated in a 12-yard touchdown pass to Cliff Branch.

After a Redskins field goal, the Silver and Black defense would strike just moments before halftime. Keying on a Washington screen pass play that had worked successfully against the Raiders during a regular season meeting between the two teams, defensive coordinator Charlie Sumner inserted reserve Jack Squirek with time winding down in the first half. As Joe Theismann lobbed a screen out towards Joe Washington from the 12-yard line, Squirek stepped in front of the pass and returned the interception for a touchdown to give the Raiders a 21-3 halftime advantage.

The Raiders' second half performance was just as dominant as the team shifted focus to its running game, led by Allen. The second-year running back scored a third-quarter touchdown on a 5-yard run

before breaking off perhaps the finest run in Super Bowl history later in the same period. Allen took a handoff from Plunkett and started left on the play but went too wide for his blocking and reversed his field, burst free of pursuit and found the end zone after a 74-yard sprint to give the Raiders an insurmountable lead and give the city of Los Angeles its first and only Super Bowl victory.

Allen was the easy choice as the game's Most Valuable Player, gaining 191 yards on 20 carries with two touchdowns.

	REDSKINS	RAIDERS
TOTAL FIRST DOWNS	19	18
By Rushing	7	8
By Passing	10	9
By Penalty	2	1
THIRD-DOWN EFFICIENCY	6-17-35%	5-13-38%
FOURTH-DOWN EFFICIENCY	0-1-0%	0-0-0%
TOTAL NET YARDS	283	385
Total Offensive Plays	73	60
Average gain per offensive play	3.9	6.4
NET YARDS RUSHING	90	231
Total Rushing Plays	32	33
Average gain per rushing play	2.8	7.0
NET YARDS PASSING	193	154
Times thrown - yards lost att. to pass	6-50	2-18
Gross yards passing	243	172
PASS ATT-COMP-INT	35-16-2	25-16-0
Average gain per pass play	4.7	5.7
PUNTS Number and Average	7-37.0	7-42.7
TOTAL RETURN YARDS (not inc. kickoffs)	167	30
No. and Yards Punt Returns	2-35	2-8
No. and Yards Kickoff Returns	7-132	1-17
No. and Yards Interception Returns	0-0	2-5
PENALTIES Numbers and Yards	4-62	7-56
FUMBLES Numbers and Lost	1-1	3-2
EXTRA POINTS Made-Attempts	0-1	5-5
FIELD GOALS Made-Attempts	1-2	1-1
SAFETIES	0	0
FINAL SCORE	9	38

SCORING SUMMARY

TM	QTR	TIME	PLAY DESCRIPTION	WAS	LA
LA	1	4:52	D. Jensen blocked punt return (C. Bahr kick)	0	7
LA	2	5:46	C. Branch 12 yd. pass from J. Plunkett (C. Bahr kick) (3-65, 1:34)	0	14
WAS	2	11:55	M. Moseley 24 yd. Field Goal (13-73, 6:09)	3	14
LA	2	14:53	J. Squirek 5 yd. interception return (C. Bahr kick)	3	21
WAS	3	4:08	J. Riggins 1 yd. run (kick blocked) (9-70, 4:08)	9	21
LA	3	7:54	M. Allen 5 yd. run (C. Bahr kick) (8-70, 3:46)	9	28
LA	3	15:00	M. Allen 74 yd. run (C. Bahr kick) (1-74, 0:12)	9	35
LA	4	12:36	C. Bahr 21 yd. Field Goal (8-55, 3:55)	9	38

SCORE BY QUARTER

	1	2	3	4	OT	TOTAL
LOS ANGELES	7	14	14	3	-	38
WASHINGTON	0	3	6	0	-	9

LOS ANGELES RAIDERS

RUSHING	Att	Yds	Avg	Lg	TD	
M. Allen	20	191	9.5	74	2	
K. King	3	12	4.0	10	0	
F. Hawkins	3	6	2.0	3	0	
G. Pruitt	5	17	3.4	11	0	
J. Plunkett	1	-2	-2.0	-2	0	
C. Willis	1	7	7.0	7	0	
Total	33	231	7.0	74	2	
PASSING	Att	Cm	Yds	TD	Lg	In
J. Plunkett	25	16	172	1	50	0
Total	25	16	172	1	50	0
RECEIVING	No	Yds	Avg	Lg	TD	
M. Allen	2	18	9.0	12	0	
K. King	2	8	4.0	7	0	
T. Christensen	4	32	8.0	14	0	
C. Branch	6	94	15.7	50	1	
F. Hawkins	2	20	10.0	14	0	
Total	16	172	10.8	50	1	
INTERCEPTIONS	No	Yds	Avg	Lg	TD	
J. Squirek	1	5	5.0	5T	1	
M. Haynes	1	0	0.0	0	0	
Total	2	5	2.5	5T	1	
PUNT RETURNS	No	Yds	Avg	FC	Lg	TD
T. Watts	1	0	0.0	0	0	0
G. Pruitt	1	8	8.0	3	8	0
Total	2	8	4.0	3	8	0
KICK RETURNS	No	Yds	Avg	Lg	TD	
G. Pruitt	1	17	17.0	17	0	
Total	1	17	17.0	17	0	

WASHINGTON REDSKINS

RUSHING	Att	Yds	Avg	Lg	TD	
J. Riggins <td>26</td> <td>64</td> <td>2.5</td> <td>8</td> <td>1</td>	26	64	2.5	8	1	
J. Theismann	3	18	6.0	8	0	
J. Washington	3	8	2.7	5	0	
Total	32	90	2.8	8	1	
PASSING	Att	Cm	Yds	TD	Lg	In
J. Theismann	35	16	243	0	60	2
Total	35	16	243	0	60	2
RECEIVING	No	Yds	Avg	Lg	TD	
C. Didier	5	65	13.0	20	0	
J. Washington	3	20	6.7	10	0	
A. Garrett	1	17	17.0	17	0	
C. Brown	3	93	31.0	60	0	
N. Giaquinto	2	21	10.5	14	0	
A. Monk	1	26	26.0	26	0	
J. Riggins	1	1	1.0	1	0	
Total	16	243	15.2	60	0	
INTERCEPTIONS	No	Yds	Avg	Lg	TD	
	-	-	-	-	-	
PUNT RETURNS	No	Yds	Avg	FC	Lg	TD
N. Giaquinto	1	1	1.0	2	1	0
D. Green	1	34	34.0	0	34	0
Total	2	35	17.5	2	34	0
KICK RETURNS	No	Yds	Avg	Lg	TD	
A. Garrett	5	100	20.0	35	0	
D. Grant	1	32	32.0	32	0	
B. Kimball	1	0	0.0	0	0	
Total	7	132	18.6	35	0	

RAIDERS STARTERS

OFFENSE	DEFENSE
C 50 D. Dalby	NT 62 R. Kinlaw
G 73 C. Hannah	DE 77 L. Alzado
G 65 M. Marvin	DE 75 H. Long
T 79 B. Davis	LB 83 T. Hendricks
T 70 H. Lawrence	LB 53 R. Martin
TE 46 T. Christensen	LB 55 M. Millen
WR80 M. Barnwell	LB 51 B. Nelson
WR 21 C. Branch	CB 37 L. Hayes
RB 32 M. Allen	CB 22 M. Haynes
RB 33 K. King	FS 26 V. McElroy
QB 16 J. Plunkett	SS 36 M. Davis

REDSKINS STARTERS

OFFENSE	DEFENSE
C 53 J. Bostic	DT 65 D. Butz
G 68 R. Grimm	DT 77 D. Grant
G 73 M. Jay	DE 79 T. Liebenstein
T 66 J. McCoy	DE 72 D. Manley
T 74 G. Starke	LB 55 M. Kaufman
TE 88 R. Walker	LB 57 R. Milot
TE 85 D. Warren	LB 52 N. Olkewicz
WR 87 C. Brown	CB 28 D. Green
WR 81 A. Monk	CB 24 A. Washington
RB 44 J. Riggins	FS 29 M. Murphy
QB 7 J. Theismann	SS 48 K. Coffey

SUPER BOWL XXXVII

Qualcomm Stadium; Sunday, Jan. 26, 2003; Attendance: 67,603; Time: 3:50 PM PST; Weather: 81°F; sunny, 21% humidity, wind WSW 8 mph

After three seasons of knocking on the door, the 2002 Raiders broke through to earn a place in the Super Bowl for the fifth time in franchise history. Led by NFL Most Valuable Player Rich Gannon, the Silver and Black claimed a third-straight AFC West title in 2002, and dispatched the Tennessee Titans in the AFC Championship Game, 41-24, in dominating fashion. The team's ultimate goal of a fourth Super Bowl title would prove elusive, however, as the Raiders fell to the Tampa Bay Buccaneers in Super Bowl XXXVII in San Diego, 48-21.

The Raiders got on the board first, capitalizing on a Charles Woodson interception on the game's first possession and getting a 40-yard field goal from Sebastian Janikowski. The score would be the last until late in the third quarter for the Raiders, as the Buccaneers reeled off 34 unanswered points to build a large lead.

The Silver and Black got back into the game with three touchdowns in the second half. Gannon connected with Jerry Porter and Jerry Rice on touchdown passes of 39 and 48 yards, respectively, and Eric Johnson returned a blocked punt 13 yards for a score to move the Raiders to within two scores at 34-21 in the fourth quarter.

Tampa Bay halted any chance of a Raider comeback with two interception returns for touchdowns in the fourth quarter, one by Derrick Brooks for 44 yards and one by Dwight Smith on a tipped pass for 50 yards.



	RAIDERS	BUCS
TOTAL FIRST DOWNS	11	24
By Rushing	1	6
By Passing	9	15
By Penalty	1	3
THIRD-DOWN EFFICIENCY	7-16-44%	6-15-40%
FOURTH-DOWN EFFICIENCY	0-0-0%	0-1-0%
TOTAL NET YARDS	269	365
Total Offensive Plays	60	76
Average gain per offensive play	4.5	4.8
NET YARDS RUSHING	19	150
Total Rushing Plays	11	42
Average gain per rushing play	1.7	3.6
NET YARDS PASSING	250	215
Times thrown - yards lost att. to pass	5-22	0-0
Gross yards passing	272	215
PASS ATT-COMP-INT	44-24-5	34-18-1
Average gain per pass play	5.1	6.3
PUNTS Number and Average	5-1-1	9-0-0
TOTAL RETURN YARDS (not inc. kickoffs)	41	197
No. and Yards Punt Returns	3-29	1-25
No. and Yards Kickoff Returns	9-149	4-90
No. and Yards Interception Returns	1-12	5-172
PENALTIES Numbers and Yards	7-51	5-41
FUMBLES Numbers and Lost	1-0	1-0
EXTRA POINTS Made-Attempts	0-3	6-6
FIELD GOALS Made-Attempts	1-1	2-2
SAFETIES	0	0
FINAL SCORE	21	48

SCORING SUMMARY

TM	QTR	TIME	PLAY DESCRIPTION	OAK	TB
OAK	1	10:40	S. Janikowski 40 yd. Field Goal (7-14, 2:55)	3	0
TB	1	7:51	M. Gramatica 31 yd. Field Goal (9-58, 2:49)		3
TB	2	11:16	M. Gramatica 43 yd. Field Goal (9-26, 3:53)		3
TB	2	6:24	M. Alstott 2 yd. run (M. Gramatica kick) (4-27, 2:02)		3
TB	2	0:30	K. McCardell 5 yd. pass from B. Johnson (M. Gramatica kick)		3
TB	3	5:30	K. McCardell 8 yd. pass from B. Johnson (M. Gramatica kick)		3
TB	3	4:47	D. Smith 44 yd. interception return (M. Gramatica kick)		3
OAK	3	2:14	J. Porter 39 yd. pass from R. Gannon (pass failed) (8-82, 2:33)	9	34
OAK	4	14:16	E. Johnson 13 yd. return of blocked punt (pass failed)	15	34
OAK	4	6:06	J. Rice 48 yd. pass from R. Gannon (pass failed) (8-78, 2:56)	21	34
TB	4	1:18	D. Brooks 44 yd. interception return (M. Gramatica kick)		21
TB	4	0:02	D. Smith 50 yd. interception return (M. Gramatica kick)		21

SCORE BY QUARTER

	1	2	3	4	OT	TOTAL
OAKLAND	3	0	6	12	-	21
TAMPA BAY	3	17	14	14	-	48

OAKLAND RAIDERS

RUSHING	Att	Yds	Avg	Lg	TD	
C. Garner	7	10	1.4	4	0	
Z. Crockett	2	6	3.0	4	0	
R. Gannon	2	3	1.5	2	0	
Total	11	19	1.7	4	0	
PASSING	Att	Cm	Yds	TD	Lg	In
R. Gannon	44	24	272	2	48t	5
Total	44	24	272	2	48t	5
RECEIVING	No	Yds	Avg	Lg	TD	
C. Garner	7	51	7.3	9	0	
J. Rice	5	77	15.4	48t	1	
D. Jolley	5	59	11.8	25	0	
J. Porter	4	62	15.5	39t	1	
T. Brown	1	9	9.0	9	0	
J. Ritchie	1	7	7.0	7	0	
T. Wheatley	1	7	7.0	7	0	
Total	24	272	11.3	48t	2	
INTERCEPTIONS	No	Yds	Avg	Lg	TD	
C. Woodson	1	12	12.0	12	0	
Total	1	12	12.0	12	0	
PUNT RETURNS	No	Yds	Avg	FC	Lg	TD
D. Gordon	3	29	9.7	0	17	0
T. Brown	0	0	0.0	1	0	0
Total	3	29	9.7	1	17	0
KICK RETURNS	No	Yds	Avg	Lg	TD	
M. Knight	8	143	17.9	29	0	
C. Cooper	1	6	6.0	6	0	
Total	9	149	16.6	29	0	

TAMPA BAY BUCCANEERS

RUSHING	Att	Yds	Avg	Lg	TD	
M. Pittman	29	124	4.3	24	0	
M. Alstott	10	15	1.5	5	1	
B. Johnson	1	10	10.0	10	0	
A. Stecker	1	1	1.0	1	0	
T. Tupa	1	0	0.0	0	0	
Total	42	150	3.6	24	1	
PASSING	Att	Cm	Yds	TD	Lg	In
B. Johnson	34	18	215	2	33	1
Total	34	18	215	2	33	1
RECEIVING	No	Yds	Avg	Lg	TD	
K. Johnson	6	69	11.5	18	0	
M. Alstott	5	43	8.6	16	0	
J. Jurevicius	4	78	19.5	33	0	
K. McCardell	2	13	6.5	8	2	
K. Dilger	1	12	12.0	12	0	
Total	18	215	11.9	33	2	
INTERCEPTIONS	No	Yds	Avg	Lg	TD	
D. Smith	2	94	47.0	50	2	
D. Jackson	2	34	17.0	25	0	
D. Brooks	1	44	44.0	44	1	
Total	18	215	11.9	50	2	
PUNT RETURNS	No	Yds	Avg	FC	Lg	TD
K. Williams	1	25	25.0	4	25	0
Total	1	25	25.0	4	25	0
KICK RETURNS	No	Yds	Avg	Lg	TD	
A. Stecker	3	67	22.3	27	0	
D. Smith	1	23	23.0	23	0	
[TOUCHBACK]	1	0	0.0	-	0	
Total	4	90	22.5	27	0	

RAIDERS STARTERS

OFFENSE	DEFENSE
C 62 A. Treu	DT 95 S. Adams
LG 73 F. Middleton	DT 97 J. Parrella
RG 79 M. Collins	DE 99 D. Grant
LT 65 B. Sims	DE 91 R. Upshaw
RT 72 L. Kennedy	LB 53 B. Romanowski
TE 88 D. Jolley	LB 50 E. Barton
WR81 T. Brown	LB 58 N. Harris
WR 80 J. Rice	CB 24 C. Woodson
WR84 J. Porter	CB 20 T. James
RB 25 C. Garner	FS 26 R. Woodson
QB 12 R. Gannon	SS 33 A. Dorsett

BUCCANEERS STARTERS

OFFENSE	DEFENSE
C 62 J. Christy	DT 99 W. Sapp
LG 71 K. Jenkins	NT 91 C. Darby
RG 60 C. Coleman	LE 94 G. Spires
LT 72 R. Oben	RE 97 S. Rice
RT 68 K. Walker	DB 26 D. Smith
TE 85 K. Dilger	LB 53 S. Quarles
WR19 K. Johnson	LB 55 D. Brooks
WR 87 K. McCardell	CB 25 B. Kelly
RB 32 M. Pittman	CB 20 R. Barber
FB 40 M. Alstott	FS 34 D. Jackson
QB 14 B. Johnson	SS 47 J. Lynch

RAIDERS 40, HOUSTON OILERS 7

1967 AFL Championship

Dec. 31, 1967 at
Oakland-Alameda County Coliseum;
Oakland, Calif.

The Raiders made a splash in the organization's first-ever postseason contest, posting an emphatic 40-7 victory over Houston in front of 53,330 fans at Oakland-Alameda County Coliseum.

Fullbacks Pete Banaszak (15-116) and Hewritt Dixon (21-144) each topped 100 yards on the ground and quarterback Daryle Lamonica tossed a pair of touchdown passes and rushed for an additional score in the rout. Veteran kicker George Blanda added four field goals for Oakland.

Following a tight first period, Dixon got the Raiders into the endzone with a 69-yard touchdown scamper around left end in the second quarter. Blanda set up for a field-goal attempt on fourth-and-1 later in the frame, but Lamonica took the snap and connected with tight end Dave Kocourek for a 17-yard touchdown pass to give the Raiders a 17-0 lead at the half.

In the third quarter, Lamonica's 1-yard dive and the second of Blanda's four field goals gave Oakland an insurmountable 27-0 lead. Two more Blanda field goals and a 12-yard touchdown pass from Lamonica to wide receiver Bill Miller in the fourth period closed out the scoring for the day for Oakland, earning for the Raiders the right to represent the American Football League in the second AFL-NFL Championship.

	1	2	3	4	F
Houston Oilers	0	0	0	7	7
Raiders	3	14	10	13	40

OAK - Blanda 37 yd. FG

OAK - Dixon 69 yd. run (Blanda kick)

OAK - Kocourek 17 yd. pass from Lamonica (Blanda kick)

OAK - Lamonica 1 yd. run (Blanda kick)

OAK - Blanda 40 yd. FG

OAK - Blanda 42 yd. FG

HOU - Frazier 5 yd. pass from Beathard (Wittenborn kick)

OAK - Blanda 36 yd. FG

OAK - Miller 12 yd. pass from Lamonica (Blanda kick)

RAIDERS 41, KANSAS CITY 6


1968 AFL Playoff

Dec. 22, 1968 at Oakland-Alameda
County Coliseum; Oakland, Calif.

Deadlocked atop the AFL Western Division standings with identical 12-2 records, the Raiders and Chiefs met in a playoff contest to determine the New York Jets' opponent in the 1968 AFL Championship Game. Oakland used a devastating air attack behind quarterback Daryle Lamonica and receivers Fred Biletnikoff and Warren Wells to hand Kansas City a 41-6 defeat and book a date with Joe Namath's Jets for a shot at the team's second straight AFL title.

Lamonica lived up to his "Mad Bomber" moniker, passing for 347 yards on 19 completions with five touchdowns on the day. All of Lamonica's scoring tosses went to either Biletnikoff (7-180-3) or Wells (4-93-2), while an opportunistic Raider defense picked off Chiefs quarterback Len Dawson four times in the decisive victory.

Oakland jumped out to a 21-0 lead in the first quarter following two touchdown passes from Lamonica to Biletnikoff and an additional scoring toss to Wells. The Chiefs got into the action with a pair of Jan Stenerud field goals in the second quarter, but a 54-yard pass on a third-and-8 play for Biletnikoff's third scoring catch gave



the Raiders a 28-6 advantage at the half.

Following a scoreless third period, Lamonica hooked up with Wells for a 35-yard touchdown pass in the fourth quarter to extend the Oakland lead. Well's second touchdown of the day and a pair of George Blanda field goals following interceptions by defensive backs Willie Brown and Nerniah Wilson sealed the victory for the Silver and Black.

	1	2	3	4	F
Kansas City	0	6	0	0	6
Raiders	21	7	0	13	41

OAK - Biletnikoff 24 yd. pass from Lamonica (Blanda kick)

OAK - Wells 23 yd. pass from Lamonica (Blanda kick)

OAK - Biletnikoff 44 yd. pass from Lamonica (Blanda kick)

KC - Stenerud 10 yd. FG

KC - Stenerud 8 yd. FG

OAK - Biletnikoff 54 yd. pass from Lamonica (Blanda kick)

OAK - Wells 35 yd. pass from Lamonica (Blanda kick)

OAK - Blanda 41 yd. FG

OAK - Blanda 40 yd. FG

NEW YORK JETS 27, RAIDERS 23

1968 AFL Championship

Dec. 29, 1968 at Shea Stadium;
Flushing Meadows, N.Y.

Just six weeks after the two teams met in the famed "Heidi Game," the Raiders' quest for a second straight AFL title came to an end as Joe Namath's 6-yard touchdown pass to receiver Don Maynard with just under eight minutes remaining in regulation lifted the Jets to a 27-23 win in a back-and-forth struggle.

Oakland quarterback Daryle Lamonica posted a second prolific passing performance in as many weeks, completing 20-of-47 attempts for a franchise-record 401 yards and one touchdown. Fred Biletnikoff hauled in seven passes for 190 yards and one touchdown to lead all receivers.

After surrendering 10 points in the first quarter, a 29-yard scoring pass from Lamonica to Biletnikoff and a George Blanda field goal trimmed the New York lead to 13-10 entering the half. Blanda tied the score with a 9-yard field goal midway through the third period, but the Jets took the lead once again by way of a 20-yard pass from Namath to Pete Lammons, setting up a wildly entertaining fourth quarter.

Blanda's third field goal of the day, a 20-yarder, cut the lead to four points in the final period and rookie defensive back George Atkinson picked off a Namath pass and returned it to New York's 5-yard line on the ensuing possession. Fullback Pete Banaszak barreled into the end zone on the very next play, giving the Raiders their first lead of the game.

The Jets came back with a three-play scoring drive, culminating in Namath's touchdown pass to Maynard after the two had hooked up for a 52-yard gain on the previous play. Lamonica took the Raiders deep into scoring range on two more fourth-quarter drives, the second of which ended on an incomplete swing pass intended for Charlie Smith that was ruled a lateral and recovered by the Jets.

	1	2	3	4	F
Raiders	0	10	3	10	23
NY Jets	10	3	7	7	27

NYJ - Maynard 14 yd. pass from Namath (Turner kick)

NYJ - Turner 33 yd. FG

OAK - Biletnikoff 29 yd. pass from Lamonica (Blanda kick)

NYJ - Turner 36 yd. FG

OAK - Blanda 26 yd. FG

OAK - Blanda 9 yd. FG

NYJ - Lammons 20 yd. pass from Namath (Turner kick)

OAK - Blanda 20 yd. FG

OAK - Banaszak 5 yd. run (Blanda kick)


NYJ - Maynard 6 yd. pass from Namath (Turner kick)



RAIDERS 56, HOUSTON OILERS 7

1969 AFL Divisional Playoff

Dec. 21, 1969 at
Oakland-Alameda County Coliseum;
Oakland, Calif.



Quarterback Daryle Lamonica, in perhaps his finest hour as a pro, set a single-game playoff record with six touchdown passes to lead the Silver and Black to a swift and decisive 56-7 victory over the visiting Houston Oilers in an AFL Divisional Playoff.

Under the direction of first-year head coach John Madden, a quick-strike offense and a smothering defense paced the Raiders to 28 first-quarter points. On the team's second possession, Lamonica connected with running back Larry Todd for a 40-yard completion, setting up a 13-yard scoring pass to receiver Fred Biletnikoff. On the ensuing possession, defensive back George Atkinson picked off a pass from Houston quarterback Pete Beathard and returned it 57 yards for a touchdown, staking the Raiders to a 14-0 advantage.

The Raider defense struck again on the Oilers' next series, as lineman Carleton Oats recovered a fumble on a first-down play. The turnover set up another scoring strike, with Lamonica finding receiver Rod Sherman for a 24-yard score. Another Oiler fumble, this time by Beathard on a first-down snap, set up an immediate 31-yard scoring pass from Lamonica to Biletnikoff.

Oakland's offense continued to fire on all cylinders in the second quarter, as Lamonica hooked up with running back Charlie Smith for a 60-yard touchdown catch-and-run to make the score 35-0.

Third-quarter touchdown passes to Sherman and tight end Billy Cannon gave Lamonica the record and effectively put the game out of reach for Houston. A late fourth-quarter touchdown pass from Beathard was equaled by a 4-yard touchdown run from full-back Marv Hubbard to round out the scoring.

Lamonica's touchdown bounty established the single-game playoff standard, and has been matched only twice since his record-setting day. As a team, the win over Houston remains the highest playoff point total and largest postseason margin of victory in franchise history.

	1	2	3	4	F
Houston Oilers	0	0	0	7	7
Raiders	28	7	14	7	56

OAK - Biletnikoff 13 yd. pass from Lamonica (Blanda kick)
OAK - Atkinson 57 yd. interception return (Blanda kick)
OAK - Sherman 24 yd. pass from Lamonica (Blanda kick)
OAK - Biletnikoff 31 yd. pass from Lamonica (Blanda kick)
OAK - C. Smith 60 yd. pass from Lamonica (Blanda kick)
OAK - Sherman 23 yd. pass from Lamonica (Blanda kick)
OAK - Cannon 3 yd. pass from Lamonica (Blanda kick)
HOU - Reed 8 yd. pass from Beathard (Gerela kick)
OAK - Hubbard 4 yd. run (Blanda kick)

KANSAS CITY 17, RAIDERS 7

1969 AFL Championship

Jan. 4, 1970 at
Oakland-Alameda County Coliseum;
Oakland, Calif.



The final American Football League Championship fittingly took place in Oakland, as the Raiders had come to dominate the AFL's Western Division, advancing to the championship contest for the third straight season.

A stifling Kansas City defense and a balanced offense led by quarterback Len Dawson conspired to derail the Raiders' attempt for a second AFL title in three seasons. The Chiefs' defense harassed Oakland quarterbacks Daryle Lamonica and George Blanda, forcing the signal-callers to throw four interceptions. Despite the best efforts of running back Charlie Smith, who totaled eight catches for 86 yards and rushed for the Raiders' lone touchdown, the high-flying Oakland offense was limited to its lowest point total of the season.

Smith got the Raiders on the scoreboard first, scampering in around left end from three yards out to cap a 66-yard drive at the end of the first quarter. The Chiefs leveled the score behind a 1-yard scoring plunge by running back Wendell Hayes, and the teams entered the half tied at seven.

Blanda entered the contest at quarterback for Lamonica, who sustained a hand injury, in the third quarter but was picked off deep in Kansas City territory. The Chiefs capitalized on the ensuing possession, marching 94 yards on a drive that culminated in a 5-yard touchdown run by running back Robert Holmes.

Back in the huddle, Lamonica and the Raiders attempted to even the score, but the dinged-up quarterback was picked off on three straight possessions in the fourth quarter. A Jan Stenerud field goal capped the scoring for Kansas City, which came away with the upset victory in Oakland.


	1	2	3	4	F
Kansas City	0	7	7	3	17
Raiders	7	0	0	0	7

OAK - C. Smith 3 yd. run (Blanda kick)
KC - Hayes 1 yd. run (Stenerud kick)
KC - Holmes 5 yd. run (Stenerud kick)
KC - Stenerud 22 yd. FG

RAIDERS 21, MIAMI 14

1970 AFC Divisional Playoff

Dec. 27, 1970 at
Oakland-Alameda County Coliseum;
Oakland, Calif.



The Raiders spoiled Miami's post-season debut on a muddy Coliseum field, using an opportunistic passing attack to upend the upstart Dolphins. Quarterback Daryle Lamonica tossed two touchdown passes and defensive back Willie Brown's 50-yard interception return for a touchdown earned the Raiders a spot in the first AFC Championship game with the 21-14 win.

Miami struck first, as quarterback Bob Griese found receiver Paul Warfield in the end zone for a 16-yard touchdown pass in the second quarter. Oakland pulled even near the half, as Lamonica connected with receiver Fred Biletnikoff for a 22-yard score with 1:50 left on the clock.

Oakland drove to the Miami 2-yard line on the opening possession of the third quarter, but a fumble by running back Charlie

Smith was recovered by safety Jake Scott. The Dolphins drove to their own 38-yard line but a Griese pass intended for Warfield was picked off by Brown and returned half the length of the field for a score.


Following a missed Miami field-goal attempt early in the fourth quarter, Lamonica unleashed an 82-yard touchdown pass to receiver Rod Sherman with 9:34 left to play, extending the Raider lead. Griese led the Dolphins to within one score with a 7-yard scoring toss to Willie Richardson, but the Oakland defense held firm on Miami's following possession to close out the victory.

	1	2	3	4	F
Miami	0	7	0	7	14
Raiders	0	7	7	7	21

MIA - Warfield 16 yd. pass from Griese (Yepremian kick)
 OAK - Biletnikoff 22 yd. pass from Lamonica (Blanda kick)
 OAK - Brown 50 yd. interception return (Blanda kick)
 OAK - Sherman 82 yd. pass from Lamonica (Blanda kick)
 MIA - Richardson 7 yd. pass from Griese (Yepremian kick)

BALTIMORE COLTS 27, RAIDERS 17 1970 AFC Championship

Jan. 3, 1971 at Memorial Stadium; Baltimore, Md.



The Silver and Black fell short of a Super Bowl berth for the third straight season, falling to Baltimore on a barren Memorial Stadium field in the first AFC Championship game, 27-17.

The matchup between Oakland, owners of the league's top offense, and the Colts, who were led by legendary signal-caller Johnny Unitas, made for a most compelling championship battle that was dubbed the "Duel in the Dust" by NFL Films.

The Baltimore defense immediately posed problems for quarterback Daryle Lamonica, and the Raider offense stalled in the first quarter, failing to record a first down. Rookie kicker Jim O'Brien gave the Colts the lead midway through the opening frame, booting a 16-yard field goal.

Oakland drove into Colts territory early in the second period but Lamonica was sacked by Bubba Smith, forcing the quarterback to leave the game due to injury. Grizzled veteran George Blanda was called into action once again, looking to spark the Raiders to victory as he had over a remarkable five-game stretch during the regular season. After a 2-yard touchdown plunge by rookie running back Norm Bulaich put the Colts up 10-0, the Raiders drove into Colts territory and Blanda put Oakland on the board with a 48-yard field goal.

Blanda quickly drew the Raiders level in the third quarter, piloting the half's opening drive and connecting with receiver Fred Biletnikoff for a 38-yard touchdown pass. The Colts answered immediately with a field goal and took a commanding lead at the end of the period on Bulaich's second rushing touchdown of the day, an expertly-blocked 11-yard scamper around left end.

The Raiders pulled to within three points on their first drive of the fourth period. Blanda hit Warren Wells for a 15-yard touchdown, part of a five-catch, 108-yard day for the deep-threat receiver. Matching Blanda blow-for-blow was the immeasurable Unitas, who promptly tossed a 68-yard scoring strike to receiver Ray Perkins to bring the Colts' lead back to 10 points.

Blanda's magic could not rally the Raiders again, however, as two of the team's final four possessions resulted in interceptions deep in Baltimore territory and the Colts advanced to Super Bowl V.


	1	2	3	4	F
Raiders	0	3	7	7	17
Baltimore Colts	3	7	10	7	27

BAL - O'Brien 16 yd. FG
 BAL - Bulaich 2 yd. run (O'Brien kick)
 OAK - Blanda 48 yd. FG
 OAK - Biletnikoff 38 yd. pass from Blanda (Blanda kick)
 BAL - O'Brien 23 yd. FG
 BAL - Bulaich 11 yd. run (O'Brien kick)
 OAK - Wells 15 yd. pass from Blanda (Blanda kick)
 BAL - Perkins 68 yd. pass from Unitas (O'Brien kick)

PITTSBURGH 13, RAIDERS 7

1972 AFC Divisional Playoff

Dec. 23, 1972 at Three Rivers Stadium; Pittsburgh, Pa.



What many have referred to as the greatest and most controversial play of all-time, "The Immaculate Reception," decided an AFC Playoff tilt between the Raiders and Steelers, setting the stage for numerous postseason battles between the two elite teams during the 1970s.

Oakland, returning to the postseason after a one-year hiatus, nursed a 7-6 advantage in a physical contest, and the Steelers were facing a fourth-and-10 as time wound down in regulation. Quarterback Terry Bradshaw's pass, intended for running back Frenchy Fuqua, ricocheted back toward the line of scrimmage and was scooped up by running back Franco Harris, who rumbled 60 yards into the end zone. The pass was deemed by officials to have been deflected by a defender, Raider safety Jack Tatum, and ruled a reception and touchdown in what remains one of the most controversial plays in NFL history.

All of the scoring came in the second half, with defense dominating the first two quarters on both sides. Quarterback Daryle Lamonica was intercepted on Oakland's first drive and a fumble by running back Marv Hubbard put the Raider defense on short fields, but the unit held strong on both occasions and halftime came with no score for either team.

The Steelers, making the organization's first postseason appearance in a decade, struck first with a Roy Gerela field goal early in the third quarter. The Raider offense could not get on track against the "Steel Curtain" defense, and Lamonica was removed in favor of Ken Stabler after throwing a fourth-quarter interception.

Pittsburgh tacked on a 29-yard field goal by Gerela with less than four minutes left in regulation and Stabler assumed the controls from the Raider 20-yard line with 3:42 left on the clock. "The Snake" converted a fourth-down play and connected with four different receivers to move the ball to the Pittsburgh 30-yard line. From there Stabler, almost stopped in the backfield, circled left and darted untouched into the end zone to give the Silver and Black their first lead of the day.

On the Steelers' final possession, Bradshaw moved the offense to the 40-yard line but stalled out there, setting up the controversial play that is still debated to this day.

	1	2	3	4	F
Raiders	0	0	0	7	7
Pittsburgh	0	0	3	10	13

PIT - Gerela 18 yd. FG
 PIT - Gerela 29 yd. FG
 OAK - Stabler 30 yd. run (Blanda kick)
 PIT - Harris 60 yd. pass from Bradshaw (Gerela kick)

RAIDERS 33, PITTSBURGH 14

1973 AFC Divisional Playoff

Dec. 22, 1973 at Oakland-Alameda County Coliseum; Oakland, Calif.



A pair of Marv Hubbard touchdown plunges and four George Blanda field goals helped the Raiders exact a measure of revenge for the previous season's "Immaculate Reception" game with a 33-14 win over Pittsburgh.

Quarterback Ken Stabler's precision passing coupled with a versatile running game, which generated 232 yards on 55 carries, cut through Pittsburgh's "Steel Curtain" defense, while a smothering defense limited running back Franco Harris to just 29 yards on the ground and forced quarterback Terry Bradshaw to throw three interceptions.

The Raiders wasted no time getting on the scoreboard, as the ground attack keyed a 16-play, 82-yard touchdown drive on Oakland's first possession. Hubbard broke off a 20-yard run to put the Silver and Black in scoring range, while Clarence Davis had four carries for 27 yards to set up Hubbard's 1-yard touchdown run over left tackle.

Blanda's first field goal gave the Raiders a 10-0 lead early in the second period, but a 20-yard punt return set up the Steelers in Oakland territory later in the frame. Pittsburgh capitalized and cut the lead to three following Bradshaw's 4-yard scoring toss to Barry Pearson.

The Raiders continued to pound the ball on the ground in the third quarter, racking up yardage and dominating possession, but producing only a pair of field goals. The Pittsburgh offense took to the air in an attempt to make up for lost time, but the game was effectively put out of reach when a Bradshaw pass was picked off by cornerback Willie Brown and returned 54 yards for a touchdown.

Down 23-7, Pittsburgh again tried to move the ball through the air, but Bradshaw was picked off, this time by safety George Atkinson, setting up Blanda's fourth field goal of the day.

Pittsburgh got a late touchdown, but Hubbard's leaping 1-yard touchdown dive over the middle with 19 seconds left in regulation put an exclamation point on an outstanding all-around performance.

	1	2	3	4	F
Pittsburgh	0	7	0	7	14
Raiders	7	3	13	10	33

OAK - Hubbard 1 yd. run (Blanda kick)

OAK - Blanda 25 yd. FG

PIT - Pearson 4 yd. pass from Bradshaw (Gerela kick)

OAK - Blanda 31 yd. FG

OAK - Blanda 22 yd. FG

OAK - Brown 54 yd. interception return (Blanda kick)

OAK - Blanda 10 yd. FG

PIT - Lewis 26 yd. pass from Bradshaw (Gerela kick)

OAK - Hubbard 1 yd. run (Blanda kick)

MIAMI 27, RAIDERS 10

1973 AFC Championship

Dec. 30, 1973 at Orange Bowl; Miami, Fla.

An effective running game, led by Larry Csonka's 117 yards and three touchdowns, lifted the Dolphins to a 27-10 victory over the Raiders in front of 75,105 fans at Miami's Orange Bowl. Csonka's effort paced a Dolphin offense that chewed up 266 yards on the



ground, averaging over five yards per rushing attempt.

Miami set the tone early, taking the opening kickoff and embarking on a nine-play, 64-yard drive that included just one pass attempt. Quarterback Bob Griese's 27-yard scamper set up an 11-yard touchdown run by Csonka, giving the Dolphins an early lead.

The Oakland offense failed to get on track, punting twice and missing a field-goal attempt before Miami doubled its lead by virtue of a 2-yard Csonka score. The touchdown capped a drive that included 14 running plays and just two pass attempts, both of which fell incomplete.

The Raiders got back into the contest in the third quarter, as kicker George Blanda booted a 21-yard field goal on the first possession of the second half. On the Silver and Black's next offensive series, quarterback Ken Stabler found receiver Mike Siani three times for 45 yards, including a 25-yard touchdown pass that cut the Dolphin lead to 14-10.

Miami returned to the ground game, running the ball on 11 straight plays to set up a Garo Yepremian field goal in the fourth quarter. The Dolphins defense then held firm on a fourth-and-1 play on the Raiders' next possession, stopping running back Marv Hubbard to turn the ball over on downs.

Csonka struck again late in the final period, scoring on a 2-yard run with 1:49 remaining to close out the game and send the Dolphins to their third straight Super Bowl.

	1	2	3	4	F
Raiders	0	0	10	0	10
Miami	7	7	3	10	27

MIA - Csonka 11 yd. run (Yepremian kick)

MIA - Csonka 2 yd. run (Yepremian kick)

OAK - Blanda 21 yd. FG

MIA - Yepremian 42 yd. FG

OAK - Siani 25 yd. pass from Stabler (Blanda kick)

MIA - Yepremian 27 yd. FG

MIA - Csonka 2 yd. run (Yepremian kick)

RAIDERS 28, MIAMI 26

1974 AFC Divisional Playoff


Dec. 21, 1974 at Oakland-Alameda County Coliseum; Oakland, Calif.

In the closing seconds of a tight contest, Clarence Davis hauled in a desperation toss from quarterback Ken Stabler amidst a "Sea of Hands," giving the Raiders a 28-26 victory over the Miami Dolphins in what NBC Sports play-by-play announcer Curt Gowdy called, "the greatest game I have ever seen."

In an epic contest chock full of individual heroes, Stabler's 293 passing yards and four touchdowns and receiver Fred Biletnikoff's knack for timely receptions to the tune of eight catches for 122 yards, edged out Miami's vaunted running game and 114 yards from running back Larry Csonka.

The Dolphins wasted no time getting on the scoreboard, as Nat Moore returned the opening kickoff 89 yards for a touchdown to stake the visitors to a 7-0 lead. The Raiders drew even in the second quarter, as Stabler tossed a perfect pass to Charlie Smith in single coverage down the middle for a 31-yard touchdown. Miami turned to the ground game on the ensuing possession, driving into Oakland territory and settling for a 33-yard field goal from Garo Yepremian to enter the half with a 10-7 lead.

Oakland briefly took the lead in the third quarter, with Stabler and Biletnikoff hooking up three times, the third of which was a marvelous one-handed touchdown grab just inside the pylon while draped in coverage. The Dolphins quickly retook the lead, as quarterback Bob Griese found a wide open Paul Warfield in the end zone for a 16-yard touchdown after defensive back Nemiah Wilson slipped in coverage.



PLAYOFF HISTORY

A memorable fourth quarter began well for Miami, as Yepremian's second field goal increased the Dolphin lead to 19-14. On Oakland's next possession, Stabler's deep pass was caught by a diving Cliff Branch, who having not been touched by a defender, rose to his feet and scampered 72 yards for a touchdown. Running back Benny Malone gave the Dolphins the advantage once again, breaking tackles and ducking under defenders for a 23-yard touchdown.

Behind the swashbuckling Stabler, the Raiders then drove to the Miami 8-yard line with 35 seconds left on the clock. On first-and-goal, the Miami rush closed in on the quarterback and with defensive end Vern Den Herder at his legs, Stabler looped the ball toward the end zone, where Davis outfought a crowd of white jerseys to come down with the football, clutching it to his chest for the game-winning touchdown.


	1	2	3	4	F
Miami	7	3	6	10	26
Raiders	0	7	7	14	28

MIA - Moore 89 yd. kickoff return (Yepremian kick)
 OAK - C. Smith 31 yd. pass from Stabler (Blanda kick)
 MIA - Yepremian 33 yd. FG
 OAK - Biletnikoff 13 yd. pass from Stabler (Blanda kick)
 MIA - Warfield 16 yd. pass from Griese (kick failed)
 MIA - Yepremian 46 yd. FG
 OAK - Branch 72 yd. pass from Stabler (Blanda kick)
 MIA - Malone 23 yd. run (Yepremian kick)
 OAK - Davis 8 yd. pass from Stabler (Blanda kick)

PITTSBURGH 24, RAIDERS 13

1974 AFC Championship

Dec. 29, 1974 at Oakland-Alameda County Coliseum; Oakland, Calif.



A pair of Franco Harris touchdowns, 21 fourth-quarter points and a stingy Pittsburgh defense ended the Raiders' hopes for an AFC title in Oakland. Quarterback Ken Stabler completed 19 passes for 271 yards, but three interceptions contributed to a second straight championship defeat for the Silver and Black.

A fumbled punt on the game's first possession put Oakland within scoring range, and a 40-yard George Blanda field goal gave the Raiders the early advantage. A strong Pittsburgh ground game put kicker Roy Gerela in field-goal range late in the first quarter, but his 20-yard effort sailed wide left. A second-quarter field goal by Gerela, this time from 23-yards out, drew the game level and an interception by Raider defensive back Nemia Wilson in the end zone helped preserve the 3-3 tie at the half.

Using an efficient passing attack, the Raiders grabbed the lead midway through the third quarter. Stabler drove the offense to the Steelers' 38-yard line, and connected with receiver Cliff Branch on the left side for a touchdown strike.

The Oakland lead was short-lived, however, as Pittsburgh used seven running plays and a 13-yard completion to drive to Oakland's 8-yard line, from where Harris took it up the middle for a score. On the ensuing drive, Stabler was intercepted by linebacker Jack Ham deep in Raider territory, setting up a 6-yard touchdown pass from quarterback Terry Bradshaw to receiver Lynn Swann.

Oakland cut the lead to 17-13 with a 24-yard field goal by Blanda, but Pittsburgh's J.T. Thomas picked off a Stabler pass to dash the Raiders' hopes late in the game. Harris capped the game with a 21-yard touchdown run shortly after the interception, lifting the Steelers to the organization's first Super Bowl appearance.

	1	2	3	4	F
Pittsburgh	0	3	0	21	24
Raiders	3	0	7	3	13

OAK - Blanda 40 yd. FG

PIT - Gerela 23 yd. FG

OAK - Branch 38 yd. pass from Stabler (Blanda kick)

PIT - Harris 8 yd. run (Gerela kick)

PIT - Swann 6 yd. pass from Bradshaw (Gerela kick)


OAK - Blanda 24 yd. FG

PIT - Harris 21 yd. run (Gerela kick)

RAIDERS 31, CINCINNATI 28

1975 AFC Divisional Playoff

Dec. 28, 1975 at Oakland-Alameda County Coliseum; Oakland, Calif.



The Raiders out-paced a vaunted Cincinnati passing attack, building a significant lead before withstanding a furious Bengal rally to post a 31-28 victory in an AFC Divisional Playoff contest in Oakland.

The Silver and Black offense got off to a fast start, driving into field-goal range on the first possession of the game, but the Raiders came up empty as George Blanda's 41-yard effort fell short. Blanda would make amends later in the period, booting a 27-yard field goal to give the Raiders a 3-0 advantage.

Capitalizing on a short field following a late first-quarter punt, the Raiders added to their lead when quarterback Ken Stabler found receiver Mike Siani in the middle of the end zone for a 9-yard touchdown completion. Cincinnati got on the board via a 1-yard plunge over right tackle by running back Stan Fritts, but Oakland regained its 10-point advantage with an 8-yard touchdown pass from Stabler to tight end Bob Moore with just two minutes remaining in the first half.

The Bengals were forced to punt on their opening second-half possession, and a 20-yard return by Neal Colzie put the Raiders in scoring position at the Cincinnati 35-yard line. Four plays later, running back Pete Banaszak rumbled into the end zone from 6 yards out to increase the Raider lead. Cincinnati scored on the ensuing possession, as quarterback Ken Anderson orchestrated an 11-play, 91-yard drive that culminated in a Lenvil Elliott 6-yard touchdown run.

In a fourth quarter that saw the Coliseum air filled with footballs, the Raiders re-established a significant lead with tight end Dave Casper's 2-yard touchdown catch from a Stabler, his third scoring pass of the game. Cincinnati worked to get back in the game and, following an interception, scored on a 25-yard pass from Anderson to receiver Charlie Joiner. Anderson led a touchdown drive again on the Bengals' next series, connecting with receiver Isaac Curtis for a 14-yard score.

With the lead cut to three points, Cincinnati had one last chance to score the upset, but a tackle for loss by linebacker Ted Hendricks and three incomplete passes on the Bengals' final drive halted any chance of a come-from-behind triumph for the visitors.

	1	2	3	4	F
Cincinnati	0	7	7	14	28
Raiders	3	14	7	7	31

OAK - Blanda 27 yd. FG

OAK - Siani 9 yd. pass from Stabler (Blanda kick)

CIN - Fritts 1 yd. run (Green kick)

OAK - Moore 8 yd. pass from Stabler (Blanda kick)

OAK - Banaszak 6 yd. run (Blanda kick)

CIN - Elliott 6 yd. run (Green kick)

OAK - Casper 2 yd. pass from Stabler (Blanda kick)

CIN - Joiner 25 yd. pass from Anderson (Green kick)

CIN - Curtis 14 yd. pass from Anderson (Green kick)

PITTSBURGH 16, RAIDERS 10

1975 AFC Championship

Jan. 4, 1976 at Three Rivers Stadium; Pittsburgh, Pa.

On a frigid, ice-covered synthetic turf field at Three Rivers Stadium, the Raiders' vertical passing game was limited to the tune of a 16-10 defeat in what the NFL Network called one of the top "bad weather" games in league history. A defensive struggle turned into an offensive onslaught in the fourth quarter, with the Raiders falling just short against the defending Super Bowl champion Steelers.

With the temperature reaching just 16 degrees at kickoff, both teams struggled to find the end zone through the game's first three quarters. The Steelers got on the scoreboard first in the second period, turning the first of two interceptions by safety Mike Wagner into a 36-yard field goal by Roy Gerela.

Play on both sides got increasingly sloppy on the slippery turf, as the third quarter featured an interception, three turnovers on fumbles, two missed field-goal attempts and two punts, yet yielded zero points.

Pittsburgh broke through early in the fourth quarter, driving to the Oakland 25-yard line before running back Franco Harris bounced to the left after breaking a tackle and raced up the sideline for the game's first touchdown. Oakland answered back, as quarterback Ken Stabler connected with tight end Dave Casper on three consecutive passes for 46 yards, setting up a 14-yard scoring strike to receiver Mike Siani.

The Steelers increased their lead, capitalizing on a fumble recovery deep in Raider territory to score on 20-yard pass from quarterback Terry Bradshaw to receiver John Stallworth. Oakland got a 41-yard field goal from George Blanda late in the fourth quarter to cut the deficit to 16-10, and recovered the ensuing onside kick, but receiver Cliff Branch was tackled as time expired to quell Oakland's comeback.

	1	2	3	4	F
Raiders	0	0	0	10	10
Pittsburgh	0	3	0	13	16

PIT - Gerela yd. 36 FG

PIT - Harris 25 yd. run (Gerela kick)

OAK - Siani 14 yd. pass from Stabler (Blanda kick)

PIT - Stallworth 20 yd. pass from Bradshaw (kick failed)

OAK - George Blanda 41 yd. FG

RAIDERS 24, NEW ENGLAND 21

1976 AFC Divisional Playoff

Dec. 18, 1976 at Oakland-Alameda County Coliseum; Oakland, Calif.

Two fourth-quarter touchdowns, including a Ken Stabler scramble with just 10 seconds left in regulation, helped the Raiders avoid a valiant upset bid by the Wild Card qualifier Patriots in Oakland. Stabler's 233 passing yards, and nine receptions for 137 yards from receiver Fred Biletnikoff, put the Raiders through to the team's fourth straight conference championship game with the win.

New England, the only team to defeat the Raiders during the regular season, scored first via a 1-yard touchdown run by running back Andy Johnson. Oakland got on the board with a 40-yard field goal by Errol Mann later in the opening period. A 31-yard touchdown pass from Stabler to Biletnikoff late in the second quarter gave the Silver and Black a 10-7 lead at halftime.

The third quarter was dominated by New England, as second-year quarterback Steve Grogan engineered two long scoring drives. Grogan connected with tight end Russ Francis for a 26-yard

touchdown pass to cap off a 9-play, 80-yard drive, and running back Jess Phillips scored on a 3-yard run late in the period to give the Patriots a 21-10 advantage.

The Raiders, in danger of being upset at home after a 13-1 regular season, cut the lead to four points with running back Mark van Eeghen's 1-yard touchdown run early in the fourth quarter. Later, facing a third-and-18 from the New England 27-yard line, Stabler was hit as his pass intended for running back Carl Garrett fell incomplete. Patriot defensive lineman Ray "Sugar Bear" Hamilton was flagged for roughing the passer on the play, and the Raiders were given a fresh set of downs. Four plays later, Stabler scrambled left and dove between two defenders into the end zone for the game's winning touchdown.

	1	2	3	4	F
New England	7	0	14	0	21
Raiders	3	7	0	14	24

NE - Johnson 1 yd. run (Smith kick)

OAK - Mann 40 yd. FG

OAK - Biletnikoff 31 yd. pass from Stabler (Mann kick)

NE - Francis 26 yd. pass from Grogan (Smith kick)

NE - Phillips 3 yd. run (Smith kick)

OAK - van Eeghen 1 yd. run (Mann kick)

OAK - Stabler 1 yd. run (Mann kick)

RAIDERS 24, PITTSBURGH 7

1976 AFC Championship

Dec. 26, 1976 at Oakland-Alameda County Coliseum; Oakland, Calif.

A solid rushing performance and a stout defensive effort lifted the Silver and Black to a convincing 24-7 victory over arch-rival Pittsburgh in Oakland. The victory snapped a streak of two straight AFC Championship game victories for the Steelers and punched the Raiders' ticket to Pasadena, Calif., for Super Bowl XI.

Oakland's ground attack, paced by running back Mark van Eeghen's 22 carries for 66 yards, accounted for 157 of the team's 220 total yards of offense. The Raider defense was equally impressive, limiting the Steelers to 72 rushing yards and holding receiver Lynn Swann to just three catches.

A 39-yard field goal by Errol Mann staked the Raiders to an early lead in the first quarter. In the second period, linebacker Willie Hall picked off a Terry Bradshaw pass and returned it 25 yards to the Pittsburgh 1-yard line, setting up a short touchdown run by running back Clarence Davis.

Pittsburgh scored their first points on the ensuing possession, as Bradshaw connected on a pair of deep passes to set up a 3-yard scoring run by running back Reggie Harrison. The Raiders pushed the lead to 10 points just before halftime, mixing a strong running game with mid-range passing to set up Stabler's 4-yard touchdown toss to receiver Warren Bankston in the left side of the end zone.

The Raiders extended the lead on the team's second offensive possession of the third quarter, embarking on a 12-play, 63-yard touchdown drive that culminated in Stabler's 5-yard scoring pass to running back Pete Banaszak.

Oakland's defense clamped down for the remainder of regulation, and jubilant Raider fans poured onto the Coliseum field to celebrate as time expired.

	1	2	3	4	F
Pittsburgh	0	7	0	0	7
Raiders	3	14	7	0	24


OAK - Mann 39 yd. FG

OAK - Davis 1 yd. run (Mann kick)

PIT - Harrison 3 yd. run (Mansfield kick)

OAK - Bankston 4 yd. pass from Stabler (Mann kick)


OAK - Banaszak 5 yd. pass from Stabler (Mann kick)



RAIDERS 37, BALTIMORE COLTS 31

1977 AFC Divisional Playoff

Dec. 24, 1977 at Memorial Stadium;
Baltimore, Md.



The defending Super Bowl champion Raiders, a Wild Card entrant after posting an 11-3 regular-season record, engaged in an epic double-overtime battle with Baltimore at Memorial Stadium, a game that is best remembered for a single pass play, the "Ghost to the Post." Tight end Dave Casper was on the receiving end of three touchdown passes from quarterback Ken Stabler on the day, but it was his late grab to set up the game-tying field goal that earned notoriety in a contest that lasted three hours and 50 minutes.

Running back Clarence Davis put the Raiders up in the first quarter, breaking loose over left guard and scoring on a 30-yard run. The Colts drew even in the second quarter when defensive back Bruce Laird intercepted a Stabler pass and raced 61 yards for a touchdown. A Baltimore field goal gave the Colts a 10-7 lead at halftime.

Stabler took to the air on the Raiders' first possession of the second half, connecting with receiver Cliff Branch for a 41-yard gain before hitting Casper in the end zone from 8 yards out. The Colts retook the lead on the ensuing kickoff, with Marshall Johnson returning Ray Guy's kick 87 yards for a score. The see-saw contest swung in the Raiders' favor later in the third period, as linebacker Ted Hendricks blocked a Baltimore punt to set up Casper's second touchdown catch, a 10-yard toss from Stabler.

Quarterback Bert Jones drove the Colts to Oakland's 1-yard line early in the fourth quarter and running back Ron Lee punched it in for the go-ahead score. Raider running back Pete Banaszak countered with a 1-yard plunge of his own, and the Silver and Black went up once again. A four-play, 73-yard drive capped by Lee's second touchdown run, a 13-yarder, gave the Colts the lead and set up one of the most famous plays in NFL history.

After the teams traded punts on the next four possessions, the Raiders found themselves facing a second-and-10 from their own 44-yard line with the clock winding down. Stabler dropped back to pass, pump faked, and passed to Casper who, running a post pattern, split two defenders and made an over-the-shoulder catch for 42 yards to the Baltimore 14-yard line. Three Banaszak runs brought the ball to the 5-yard line and kicker Errol Mann evened the score with a 22-yard field goal.

Both offenses labored through a scoreless overtime period, with the Raiders driving to Baltimore 13-yard line as the frame closed. Two plays into the sixth period, Stabler, with his 40th pass attempt of the game, fittingly found Casper in the back of the end zone for the game-winning touchdown.

	1	2	3	4	OT	OT2	Final
Raiders	7	0	14	10	0	6	37
Baltimore Colts	0	10	7	14	0	0	31

OAK - Davis 30 yd. run (Mann kick)
BAL - Laird 61 yd. interception return (Linhart kick)
BAL - Linhart 36 yd. yard FG
OAK - Casper 8 yd. pass from Stabler (Mann kick)
BAL - Johnson 87 yd. kickoff return (Linhart kick)
OAK - Casper 10 yd. pass from Stabler (Mann kick)
BAL - Lee 1 yd. run (Linhart kick)
OAK - Banaszak 1 yd. run (Mann kick)
BAL - Lee 13 yd. run (Linhart kick)
OAK - Mann 22 yd. FG
OAK - Casper 10 yd. pass from Stabler

DENVER 20, RAIDERS 17

1977 AFC Championship

Jan. 1, 1978 at Mile High Stadium;
Denver, Colo.



Denver's "Orange Crush" defense and a controversial ruling on what appeared to be a late-game fumble by Bronco running back Rob Lytle, conspired to deny the Silver and Black a second straight Super Bowl berth at Mile High Stadium. On a frigid, 18 degree day, quarterback Ken Stabler passed for 215 yards, including two touchdown tosses to Dave Casper, but Oakland fell short in the team's fifth consecutive conference championship game appearance.

Kicker Errol Mann scored the first points of the game, booting a 20-yard field goal to cap the Raiders' first drive. The Broncos responded immediately, with quarterback Craig Morton connecting with receiver Haven Moses for a 74-yard catch-and-run for a touchdown. After a scoreless second quarter, the stage was set for a compelling second half between the two AFC West rivals.

Raider running back Clarence Davis fumbled deep in Oakland territory early in the third quarter, and the Broncos took over and drove to the 2-yard line. Lytle got the carry and was blasted by Raider safety Jack Tatum, causing what appeared to be a fumble that was recovered by Oakland lineman Mike McCoy. An official had blown his whistle, however, and after a conference, ruled Lytle down and assessed the Raiders with an unsportsmanlike conduct penalty, setting up a first-and-goal from the 1-yard line. On the very next play, Morton pitched to running back Jon Keyworth on the right, who scampered in for the touchdown.

Oakland cut the deficit to 14-10 early in the fourth quarter, as Stabler hit Casper just inside the end zone for a 7-yard touchdown. The Morton-to-Moses connection then gave the Broncos a two-score lead following a Stabler interception, with Moses' second touchdown catch covering 12 of his 168 receiving yards on the day.

The Raiders scored on the ensuing possession, Stabler's 17-yard touchdown toss to Casper capping an eight-play, 74-yard drive, but Denver took over with three minutes remaining and was able to run out the clock to seal the AFC title.

	1	2	3	4	F
Raiders	3	0	0	14	17
Denver	7	0	7	6	20

OAK - Mann 20 yd. yard FG
DEN - Moses 74 yd. pass from Morton (Turner kick)
DEN - Keyworth 1 yd. run (Turner kick)
OAK - Casper 7 yd. pass from Stabler (Mann kick)
DEN - Moses 12 yd. pass from Morton (kick failed)
OAK - Casper 17 yd. pass from Stabler (Mann kick)

RAIDERS 27, HOUSTON OILERS 7

1980 AFC Wild Card

Dec. 28, 1980 at Oakland-Alameda County Coliseum; Oakland, Calif.

A potent offense and a swarming defense stymied the Houston Oilers and propelled the Raiders to an emphatic 27-7 victory in an AFC Wild Card contest in Oakland. Quarterback Jim Plunkett guided a balanced attack on offense, while cornerback Lester Hayes picked off two passes by former Raider Ken Stabler, returning one for a touchdown in the win.

Houston stumbled out of the gate, as running back Earl Campbell's fumble on the first play from scrimmage was recovered by Raiders safety Mike Davis. Oakland capitalized on the turnover with a 47-yard field goal by kicker Chris Bahr. The Oilers took the lead late in the first period, capping a nine-play, 55-yard drive with a 10-yard touchdown run by Campbell. Plunkett then connected with running back Kenny King for a 37-yard gain in the second quarter, setting up a 1-yard touchdown pass to tight end Todd Christensen.

A scoreless third quarter gave way to a fourth period that would see the Silver and Black dominate on both sides of the ball. Plunkett hooked up with receiver Cliff Branch for a 33-yard completion at the end of the third quarter, setting up a 44-yard touchdown strike from Plunkett to a streaking Arthur Whittington along the right sideline on the first play of the fourth period.

The Raider defense forced punts on the next two Houston possessions, and Bahr added his second field goal of the day, a 37-yarder, to give the Raiders a 13-point lead. Desperate to get back into the contest, Houston took to the air on the ensuing possession. On a third-and-20 play, Stabler's pass was picked off by Hayes, his second of the game, and returned 20 yards for a touchdown to give the Raiders an insurmountable lead.

	1	2	3	4	F
Houston Oilers	7	0	0	0	7
Raiders	3	7	0	17	27

OAK - Bahr 47 yd. FG

HOU - Campbell 10 yd. run (Fritsch kick)

OAK - Christensen 1 yd. pass from Plunkett (Bahr kick)

OAK - Whittington 44 yd. pass from Plunkett (Bahr kick)

OAK - Bahr 37 yd. FG

OAK - Hayes 20 yd. interception return (Bahr kick)



RAIDERS 14, CLEVELAND 12

1980 AFC Divisional Playoff

Jan. 4, 1981 at Cleveland Municipal Stadium; Cleveland, Ohio

Two rushing touchdowns from running back Mark van Eeghen and safety Mike Davis' game-saving interception on a designed pass play called "Red Right 88," propelled the Raiders to a 14-12 victory over the Browns on a bitter-cold afternoon at Cleveland Municipal Stadium.

With the temperature at one degree Fahrenheit at kickoff, both offenses struggled to get started on the frozen turf. With whipping winds limiting the passing game, the first quarter came and went with no score and only two total first downs, both by Cleveland.

The Browns' defense would provide the first score of the game in the second quarter, with defensive back Ron Bolton intercepting a Jim Plunkett pass and returning it 42 yards for a touchdown. The Raiders answered back before halftime, embarking on a 14-play,

64-yard drive that culminated in a 1-yard touchdown run by van Eeghen to give Oakland a 7-6 lead at the break.

Cleveland promptly retook the lead in the third quarter, driving 48 yards and getting a 30-yard field goal from kicker Don Cockroft. The Browns added another field goal later in the period, making the score 12-7 entering the fourth quarter.

The Raiders opened up the fourth quarter on a steady drive, Plunkett mixing runs and passes all the way down to the Browns' 3-yard line. Oakland gave the ball to van Eeghen on three straight plays, including a 1-yard dive to give the Raiders a slim two-point lead.

Quarterback Brian Sipe and the Browns' offense, known as the "Cardiac Kids" for their propensity for late comebacks, took over with 2:22 left in the game and drove all the way down to Oakland's 13-yard line. Instead of opting for a field-goal attempt, and facing a second down with :49 left in regulation, Cleveland coach Sam Rutigliano called for a pass play, "Red Right 88." Davis cut in front of tight end Ozzie Newsome on the play, tumbling to the ground with the ball and preserving the narrow victory for the Silver and Black.

	1	2	3	4	F
Raiders	0	7	0	7	14
Cleveland	0	6	6	0	12

CLE - Bolton 42 yd. interception return (kick failed)

OAK - van Eeghen 1 yd. run (Bahr kick)

CLE - Cockroft 30 yd. FG

CLE - Cockroft 30 yd. FG

OAK - van Eeghen 1 yd. run (Bahr kick)

RAIDERS 34, SAN DIEGO 27

1980 AFC Championship

Jan. 11, 1981 at Jack Murphy Stadium; San Diego, Calif.

The Raiders got off to a fast start behind a masterful performance by quarterback Jim Plunkett, and used a ball control offense to upend the Chargers for the AFC title on a slick Jack Murphy Stadium field. Facing a vaunted San Diego passing attack, it was Oakland, led by Plunkett's 14-for-18 passing for 261 yards, which jumped out to a 28-14 halftime lead and held on down the stretch to advance to the Super Bowl for the third time in franchise history.

Oakland wasted no time getting on the scoreboard, as a Plunkett pass glanced off the hands of intended receiver Kenny King directly to tight end Raymond Chester, who galloped 65 yards into the end zone for the score. The Chargers used their aerial attack to even the score, with quarterback Dan Fouts connecting on a 48-yard touchdown toss to receiver Charlie Joiner.

The Raiders retook the lead on the ensuing possession, as a 48-yard completion to receiver Cliff Branch and a pass interference call set up a 5-yard scoring scamper by Plunkett. Oakland scored again on its next possession, Plunkett finding King with a perfect pass in the end zone for 21 yards, to close out a wild first quarter.

A second-quarter fumble recovery by linebacker Ted Hendricks led to another Raider score, as running back Mark van Eeghen got into the end zone on a 3-yard run. The Chargers cut the deficit to two scores on the ensuing possession by virtue of an 8-yard pass from Fouts to Joiner, marking the receiver's second touchdown of the day.

After a break-neck scoring pace in the first half, San Diego chipped away at the Oakland lead with a 26-yard Rolf Benirschke field goal to begin the third quarter. The Chargers cut further into the advantage on their next possession, as running back Chuck Muncie capped off a drive by diving into the end zone following a 6-yard sweep around left tackle.



PLAYOFF HISTORY

the ball for over five minutes on a drive that culminated in kicker Chris Bahr's 33-yard field goal. The Chargers followed with a field-goal drive, but over eight minutes had elapsed and the Raiders took over with less than seven minutes left on the clock. Plunkett expertly engineered four first downs on a 15-play drive that included 14 running plays to close out regulation, ending the game with San Diego's potent offense on the bench.

	1	2	3	4	F
Raiders	21	7	3	3	34
San Diego	7	7	10	3	27

OAK - Chester 65 yd. pass from Plunkett (Bahr kick)
SD - Joiner 48 yd. pass from Fouts (Benirschke kick)
OAK - Plunkett 5 yd. run (Bahr kick)
OAK - King 21 yd. pass from Plunkett (Bahr kick)
OAK - van Eeghen 3 yd. run (Bahr kick)
SD - Joiner 8 yd. pass from Fouts (Benirschke kick)
SD - Benirschke 26 yd. FG
SD - Muncie 6 yd. run (Benirschke kick)
OAK - Bahr 27 yd. FG
OAK - Bahr 33 yd. FG
SD - Benirschke 27 yd. FG

RAIDERS 27, CLEVELAND 10

1982 AFC Wild Card (Rd. 1)

Jan. 8, 1983 at Los Angeles Memorial Coliseum; Los Angeles, Calif.

The Raiders, entering the playoffs as the AFC's top seed in a strike-shortened season after posting an 8-1 record, used an efficient passing offense and a smothering defense to dispatch Cleveland at the L.A. Coliseum, 27-10. Quarterback Jim Plunkett completed 24-of-37 pass attempts for 386 yards and rookie running back Marcus Allen found the end zone twice in the Raiders' first playoff game in Los Angeles.

Kicker Chris Bahr opened the scoring with a 27-yard field goal following a 64-yard toss from Plunkett to receiver Cliff Branch, but two Plunkett interceptions halted any further potential damage by the Raiders in the first quarter. Cleveland tied the game with a 52-yard field goal by Bahr's brother, Matt, but the Silver and Black quickly retook the lead on the ensuing possession, driving 88 yards on just eight plays to set up a pitch to Allen for a 2-yard touchdown.

Cleveland briefly tied the game once again, with quarterback Paul McDonald finding receiver Ricky Feacher for a 43-yard touchdown connection. The Raiders' added a field goal at the end of the second quarter, as Chris Bahr was true from 37 yards out, giving the Silver and Black a 13-10 halftime lead.

The Browns drove to the Raiders 11-yard line on the second half's opening possession, but a fumble by running back Charles White halted their momentum, and the Raiders capitalized with an 89-yard drive that culminated in Allen's second touchdown of the day, a 3-yard run.

A 1-yard touchdown dive in the fourth quarter by running back Frank Hawkins essentially sealed the victory, and the Raider defense took over, not letting the Cleveland offense advance any further than the Los Angeles 47-yard line for the remainder of the contest.

	1	2	3	4	F
Cleveland	0	10	0	0	10
Raiders	3	10	7	7	27

LA - C. Bahr 27 yd. FG
CLE - M. Bahr 52 yd. FG
LA - Allen 2 yd. run (C. Bahr kick)
CLE - Feacher 43 yd. pass from McDonald (M. Bahr kick)
LA - C. Bahr 37 yd. FG
LA - Allen 3 yd. run (C. Bahr kick)
LA - Hawkins 1 yd. run (C. Bahr kick)

NEW YORK JETS 17, RAIDERS 14

1982 AFC Divisional Playoff (Rd. 2)

Jan. 15, 1983 at Los Angeles Memorial Coliseum; Los Angeles, Calif.

The visiting Jets stifled the Raiders' offense and a late touchdown negated 14 third-quarter points from the Silver and Black in an upset at the L.A. Coliseum. Quarterback Jim Plunkett passed for 266 yards and one touchdown, but was intercepted three times as the Raiders dropped a narrow decision.

The Raiders were in position to score first, but a 34-yard attempt by kicker Chris Bahr hit the right upright. The Jets capitalized immediately, with quarterback Richard Todd orchestrating an 80-yard touchdown drive that culminated in a 20-yard scoring pass to receiver Wesley Walker. Los Angeles drove into Jets territory on the ensuing possession, but a Plunkett pass was picked off by cornerback Bobby Jackson at the 12-yard line. The Jets added a 30-yard field goal by kicker Pat Leahy later in the second quarter and entered the halftime break with a 10-0 advantage.

Plunkett got the Raiders on the board immediately in the third quarter, engineering a 12-play, 77-yard scoring drive that was capped by running back Marcus Allen's 3-yard touchdown run. Regaining possession following a partially-blocked punt, Plunkett promptly connected with receiver Malcolm Barnwell for a 57-yard touchdown strike, giving the Raiders their first lead of the game.

The teams traded turnovers early in the fourth quarter, but a 45-yard completion from Todd to Walker put the Jets in scoring position with just under four minutes remaining in the game. From 1-yard out, running back Scott Dierking dove over the top for the go-ahead touchdown with just 3:45 left on the clock.

The Raiders would have two more opportunities on offense, but on both drives Plunkett was intercepted by linebacker Lance Mehl, ending the Silver and Black's first season in Los Angeles.

	1	2	3	4	F
NY Jets	7	3	0	7	17
Raiders	0	0	14	0	14


NYJ - Walker 20 yd. pass from Todd (Leahy kick)
NYJ - Leahy 30 yd. FG
LA - Allen 3 yd. run (Bahr kick)
LA - Barnwell 57 yd. pass from Plunkett (Bahr kick)
NYJ - Dierking 1 yd. run (Leahy kick)



RAIDERS 38, PITTSBURGH 10

1983 AFC Divisional Playoff

Jan. 1, 1984 at Los Angeles Memorial Coliseum; Los Angeles, Calif.



Running back Marcus Allen rushed for 121 yards with two touchdowns, and 21 third-quarter points led the Raiders to a dominating 38-10 victory over Pittsburgh in a renewal of one of the NFL's fiercest rivalries at the L.A. Coliseum. Quarterback Jim Plunkett guided an efficient offense and an intimidating defense harried quarterback Cliff Stoudt all afternoon, sacking the Pittsburgh signal-caller five times and intercepting him once.

The Steelers got on the board first with a 17-yard field goal by Gary Anderson. On Pittsburgh's next possession, cornerback Lester Hayes picked off a pass from Stoudt and returned it 18 yards for a touchdown. The Raiders added to their lead in the second quarter, with Allen capping off an 80-yard drive with a 4-yard run over right guard for a touchdown, his first of the day. The Los Angeles defense held firm, allowing Pittsburgh to cross midfield just once on their next three possessions, and a 45-yard field goal by Chris Bahr at the end of the half made the score 17-3.

The third quarter belonged solely to the Silver and Black, as a precision passing game and big-play capability on offense dimmed Pittsburgh's hopes. On the half's opening possession, Plunkett promptly guided a scoring drive by moving the Raiders 72 yards on nine plays, culminating in a 9-yard touchdown run by running back Kenny King.

Allen gave Los Angeles a commanding lead on the team's next series, taking a handoff from Plunkett and breaking free up the middle for a dazzling 49-yard touchdown run. Pittsburgh cut into the lead with a long 58-yard touchdown pass from Stoudt to receiver John Stallworth, but running back Frank Hawkins' bull-dozing 2-yard score at the end of the third quarter essentially wrapped up the victory for the Silver and Black.

	1	2	3	4	F
Pittsburgh	3	0	7	0	10
Raiders	7	10	21	0	38

PIT - Anderson 17 yd. FG

LA - Hayes 18 yd. interception return (Bahr kick)

LA - Allen 4 yd. run (Bahr kick)

LA - Bahr 45 yd. FG

LA - King 9 yd. run (Bahr kick)

LA - Allen 49 yd. run (Bahr kick)


PIT - Stallworth 58 yd. pass from Stoudt (Anderson kick)

LA - Hawkins 2 yd. run (Bahr kick)

RAIDERS 30, SEATTLE 14

1983 AFC Championship

Jan. 8, 1984 at Los Angeles Memorial Coliseum; Los Angeles, Calif.



The Raiders were not to be denied in the organization's fifth AFC Championship game appearance in nine years, getting out to a fast start and cruising to a 30-14 triumph at the L.A. Coliseum in front of 92,335 fans, a championship game record. A stifling defense held Seattle scoreless deep into the third quarter, and the combination of quarterback Jim Plunkett and running back Marcus Allen proved too much for a Seahawk team that had defeated the Raiders twice during the regular season.

Seattle's game-opening drive was halted by a Lester Hayes interception, the first of five picks on the day for the Raiders, and led to a 20-yard field goal by kicker Chris Bahr. In the second quarter, running back Frank Hawkins got into the end zone on a 1-yard

plunge, capping a 61-yard drive. On the team's next offensive series, Plunkett connected with receiver Malcolm Barnwell for 49 yards, setting up Hawkins' second touchdown of the quarter on a 5-yard run around left end. Safety Mike Davis' first of two interceptions came on the ensuing possession, setting up a 45-yard field goal from Bahr and a commanding 20-0 lead at the half.

The Seahawks switched quarterbacks early in the third quarter, going with veteran Jim Zorn, but the results were much the same, as Davis picked off a pass on Zorn's first series under center. Allen broke off a long run on the very next play, picking up 43 of his 154 yards on the day, and setting up his own 3-yard touchdown reception from Plunkett. Seattle finally got on the board with Zorn's 11-yard touchdown pass to running back Dan Doornink, but the final result was not in doubt.

A fourth-quarter field goal by Bahr and a late Seahawk touchdown rounded out the scoring, and the Raiders advanced to the Super Bowl for the fourth time in franchise history.

	1	2	3	4	F
Seattle	0	0	7	7	14
Raiders	3	17	7	3	30

LA - Bahr 20 yd. FG

LA - Hawkins 1 yd. run (Bahr kick)

LA - Hawkins 5 yd. run (Bahr kick)

LA - Bahr 45 yd. FG

LA - Allen 3 yd. pass from Plunkett (Bahr kick)

SEA - Doornink 11 yd. pass from Zorn (Johnson kick)


LA - Bahr 35 yd. FG

SEA - Young 9 yd. pass from Zorn (Johnson kick)

SEATTLE 13, RAIDERS 7

1984 AFC Wild Card

Dec. 22, 1984 at Kingdome; Seattle, Wash.



A grinding Seattle running game and just four completions by Seahawk quarterback Dave Krieg, including one for a touchdown, was enough to edge the Silver and Black in an AFC Wild Card contest in Seattle. Running back Marcus Allen rushed for 61 yards and caught five passes for 90 yards, while Seattle running back Dan Doornink carried the ball 29 times for 126 yards in front of 64,910 fans at the Kingdome.

Seattle scored first, capping a nine-play, 93-yard drive with a 26-yard touchdown pass from Krieg to receiver Daryl Turner. The teams traded punts frequently until a fumble by Raiders running back Frank Hawkins led to a short field for Seattle late in the third quarter. A 35-yard field goal by kicker Norm Johnson extended the Seahawks' lead, and the first of two interceptions thrown on the day by Plunkett preserved the 10-0 score at the end of three periods.

Johnson added a 44-yard field goal in the fourth quarter, but the Raiders looked to get Allen going on a drive beginning on their own 22-yard line. Plunkett connected with Allen for two completions for 29 yards before hitting him again over the middle for a 46-yard touchdown catch-and-run.

Looking to hold on to their slim lead, the Seahawks took nearly four minutes off the clock before being forced to punt. Taking over at the 16-yard line with under a minute to go, Plunkett completed two quick passes but his third was intercepted by safety Kenny Easley, sealing Seattle's victory.

	1	2	3	4	F
Raiders	0	0	0	7	7
Seattle	0	7	3	3	13

SEA - Turner 26 yd. pass from Krieg (Johnson kick)

SEA - Johnson 35 yd. FG


SEA - Johnson 44 yd. FG

LA - Allen 46 yd. pass from Plunkett (Bahr kick)

NEW ENGLAND 27, RAIDERS 20

1985 AFC Divisional Playoff

Jan. 5, 1986 at Los Angeles Memorial Coliseum; Los Angeles, Calif.



Six Raider turnovers led to 20 New England points and Craig James became the first running back to rush for over 100 yards against Los Angeles all season, as the visiting Patriots upended the Silver and Black at the L.A. Coliseum, 27-20. Running back Marcus Allen rushed for 121 yards and one touchdown, but the top-seeded Silver and Black failed to score in the second half in the upset defeat.

A muffed return on a first-quarter punt set up the game's opening score, a 13-yard pass from quarterback Tony Eason to tight end Lin Dawson. Greg Townsend blocked a punt later in the opening period, but the Raider offense stalled and had to settle for a 29-yard field goal by Chris Bahr.

Los Angeles took the lead in the second quarter, as quarterback Marc Wilson found receiver Jessie Hester in the end zone for a 16-yard touchdown. Defensive lineman Howie Long pounced on a fumble on the Patriots' next possession, and the Raiders capitalized with an 11-yard touchdown run by Allen. On the ensuing series, New England covered 80 yards on a 10-play scoring drive, with James capping the sequence with a 2-yard touchdown around left end. After trading field goals, the teams entered halftime with the Raiders clinging to a narrow 20-17 advantage.

Turnovers continued to plague the Raiders in the third quarter, as an Allen fumble in New England territory led to a game-tying, 32-yard field goal by kicker Tony Franklin. On the ensuing kickoff, returner Sam Seale muffed the kick and then fumbled before Jim Bowman fell on the ball in the end zone for a New England touchdown.

The special-teams touchdown would provide the difference in the game, as the Patriots limited the Raiders to just two fourth-quarter possessions, picking off Wilson for the third time to close out the upset.


	1	2	3	4	F
New England	7	10	10	0	27
Raiders	3	17	0	0	20

NE - Dawson 13 yd. pass from Eason (Franklin kick)
 LA - Bahr 29 yd. FG
 LA - Hester 16 yd. pass from Wilson (Bahr kick)
 LA - Allen 11 yd. run (Bahr kick)
 NE - James 2 yd. run (Franklin kick)
 NE - Franklin 45 yd. FG
 LA - Bahr 32 yd. FG
 NE - Franklin 32 yd. FG
 NE - Bowman fumble recovery in end zone (Franklin kick)

RAIDERS 20, CINCINNATI 10

1990 AFC Divisional Playoff

Jan. 13, 1991 at Los Angeles Memorial Coliseum; Los Angeles, Calif.



Returning to the playoffs after a five-year hiatus, the Raiders used 10 fourth-quarter points to defeat Cincinnati, 20-10, in a game that is perhaps most remembered as running back Bo Jackson's last career appearance on a football field. Quarterback Jay Schroeder passed for 172 yards and two touchdowns on just 11 completions, and running back Marcus Allen gained 140 yards on the ground to lead the Silver and Black.

Art Shell's team drove to the Cincinnati 24-yard line early in the first quarter, but an incompletion on a fourth-and-1 play turned the ball over on downs. A second-quarter field goal gave the Bengals

an early lead, but the Raiders' running game got going on the ensuing possession, as Jackson and Allen combined for 56 yards on five rushing attempts before Schroeder found receiver Mervyn Fernandez in the end zone for a 13-yard strike.

Early in the third quarter, Jackson took a pitch from Schroeder and dashed around right end for 34 yards before being dragged down from behind. It would mark the final play of a short but bright career for the dynamic running back, as Jackson suffered a career-ending hip injury on the play.

Kicker Jeff Jaeger booted a 49-yard field goal to cap a third-quarter drive, but the Bengals pulled even when quarterback Boomer Esiason hooked up with receiver Stanford Jennings for an 8-yard touchdown early in the fourth period. On the ensuing possession, Schroeder orchestrated an 80-yard touchdown drive that was highlighted by a 41-yard scoring pass to tight end Ethan Horton, who made a finger-tip grab on the play.

The Bengals began to drive on their next possession, but Greg Townsend's third sack of the game helped derail their offense. Jaeger's 25-yard field goal with just 19 seconds left on the clock ended Cincinnati's hopes and sent the Raiders to the AFC Championship game for the first time since the 1983 season.

	1	2	3	4	F
Cincinnati	0	3	0	7	10
Raiders	0	7	3	10	20

CIN - Breech 27 yd. FG
 LA - Fernandez 13 yd. pass from Schroeder (Jaeger kick)
 LA - Jaeger 49 yd. FG
 CIN - Jennings 8 yd. pass from Esiason (Breech kick)
 LA - Horton 41 yd. pass from Schroeder (Jaeger kick)
 LA - Jaeger 25 yd. FG

BUFFALO 51, RAIDERS 3

1990 AFC Championship

Jan. 20, 1991 at Rich Stadium; Orchard Park, N.Y.



Buffalo's potent offense jumped out to 41 first-half points en route to a 51-3 defeat of the Raiders at Rich Stadium. Quarterback Jay Schroeder, directing an offense devoid of star running back Bo Jackson, threw five interceptions, and the Los Angeles defense could not keep pace with a Bills offense that got 300 passing yards from quarterback Jim Kelly and three rushing touchdowns from running back Kenneth Davis.

The Bills got off to a fast start, as Kelly connected with former Raider James Lofton for a 13-yard touchdown on the team's first drive. The Raiders answered immediately, getting a 41-yard field goal from kicker Jeff Jaeger on the ensuing possession. A relentless Buffalo offense scored again on a 12-yard touchdown run by Thurman Thomas, and added seven points on an interception return for a touchdown by linebacker Daryl Talley to make the score 21-3.

With the Raider offense stuck in neutral, the Bills added 20 points in the second quarter via two short-yardage runs by Davis and Lofton's second touchdown catch of the game.

Any spark the Raiders looked to ignite after halftime flamed out in the form of two interceptions in Buffalo territory. Davis' third score of the game on a 1-yard dive and a fourth-quarter field goal from kicker Scott Norwood closed out Buffalo's first conference title.


	1	2	3	4	F
Raiders	3	0	0	0	3
Buffalo	21	20	0	10	51

BUF - Lofton 13 yd. pass from Kelly (Norwood kick)
 LA - Jaeger 41 yd. FG
 BUF - Thomas 12 yd. run (Norwood kick)
 BUF - Talley 27 yd. interception return (Norwood kick)
 BUF - Davis 1 yd. run (kick failed)
 BUF - Davis 3 yd. run (Norwood kick)
 BUF - Lofton 8 yd. pass from Kelly (Norwood kick)
 BUF - Davis 1 yd. run (Norwood kick)
 BUF - Norwood 39 yd. FG

KANSAS CITY 10, RAIDERS 6

1991 AFC Wild Card

Dec. 28, 1991 at Arrowhead Stadium; Kansas City, Mo.



The Raiders fell to the Chiefs, 10-6, in a game highlighted by dominating defense on both sides in an AFC Wild Card game. Rookie quarterback Todd Marinovich, who threw three touchdown passes in his NFL debut the previous week against the same Kansas City squad, threw four interceptions, and Chiefs running back Barry Word rushed for 130 yards at Arrowhead Stadium.

Both offenses struggled to put points on the board in the first half, as the two teams combined for three interceptions, two fumbles, two missed field goals and one punt on the game's first eight possessions. Safety Deron Cherry's second interception of the game midway through the second quarter put Kansas City in scoring position, and quarterback Steve DeBerg capitalized with an 11-yard touchdown strike to receiver Fred Jones. Marinovich engineered a score near the end of the second quarter, getting three points on a 32-yard Jeff Jaeger field goal following a 10-play, 65-yard drive.

The Raiders drew closer at the start of the second half, driving to the Kansas City 8-yard line before settling for a 26-yard chip shot by Jaeger. The Silver and Black's offense could not remain on track, however, and the Raiders' final three possessions ended in turnovers. The Chiefs added a Nick Lowery field goal in the fourth quarter, handing Los Angeles the narrow defeat.

	1	2	3	4	F
Raiders	0	3	3	0	6
Kansas City	0	7	0	3	10

KC - Jones 11 yd. pass from DeBerg (Lowery kick)

LA - Jaeger 32 yd. FG

LA - Jaeger 26 yd. FG

KC - Lowery 18 yd. FG

RAIDERS 42, DENVER 24

1993 AFC Wild Card

Jan. 9, 1994 at Los Angeles Memorial Coliseum; Los Angeles, Calif.



A quick-strike offense and three second-half touchdowns by running back Napoleon McCallum propelled the Raiders to a 42-24 shootout victory over Denver at the L.A. Coliseum. Quarterback Jeff Hostetler passed for 294 yards and three first-half scores against a Bronco team that the Silver and Black had defeated in overtime the previous week, forcing Denver to return to Los Angeles for the Wild Card contest.

Los Angeles and Denver exchanged scores on a "blow-for-blow" basis in the first half. The Raiders opened the scoring with Hostetler's 9-yard touchdown pass to tight end Ethan Horton, only to be matched by quarterback John Elway's 23-yard strike to tight end Shannon Sharpe. Hostetler connected on the first long score of the game, hitting receiver Tim Brown for a 65-yard touchdown later in the first quarter. Elway followed suit with a 16-yard touchdown in the second period to tight end Reggie Johnson, but Los Angeles went up again via a 54-yard pass from Hostetler to receiver James Jett. Denver pulled even on Elway's 6-yard toss to receiver Derek Russell, and the game went into the half tied, 21-21.

After posting a pair of three-and-outs on defense, the Raid-

ers took to the ground on offense in the third quarter. McCallum, who had just one carry in the first half, broke loose for a 26-yard touchdown to give the Silver and Black the lead for good. McCallum powered through the middle for a 2-yard score to cap a 52-yard drive later in the period, and the Los Angeles defense did not yield a Bronco first down on four third-quarter possessions to maintain a commanding lead.

Kicker Jason Elam booted a 33-yard field goal to get Denver back on the board in the fourth quarter, but McCallum's third touchdown of the game following a long Raider drive sealed the victory for the Silver and Black.

	1	2	3	4	F
Denver	7	14	0	3	24
Raiders	14	7	14	7	42

LA - Horton 9 yd. pass from Hostetler (Jaeger kick)

DEN - Sharpe 23 yd. pass from Elway (Elam kick)

LA - Brown 65 yd. pass from Hostetler (Jaeger kick)

DEN - Johnson 16 yd. pass from Elway (Elam kick)

LA - Jett 54 yd. pass from Hostetler (Jaeger kick)

DEN - Russell 6 yd. pass from Elway (Elam kick)

LA - McCallum 26 yd. run (Jaeger kick)

LA - McCallum 2 yd. run (Jaeger kick)

DEN - Elam 33 yd. FG

LA - McCallum 1 yd. run (Jaeger kick)

BUFFALO 29, RAIDERS 23

1993 AFC Divisional Playoff

Jan. 15, 1994 at Rich Stadium; Orchard Park, N.Y.



The Raiders were edged by the Bills, 29-23, on a frigid artificial turf at Rich Stadium in a competitive AFC Divisional playoff game. With temperatures at game time dipping to zero, the Silver and Black built a 17-13 halftime lead, but succumbed to Buffalo behind a pair of second-half touchdown passes from quarterback Jim Kelly to receiver Bill Brooks.

The Bills provided the game's initial threat in the first quarter, driving to the Raider 30-yard line before turning the ball over on downs. The Silver and Black responded immediately, embarking on a 58-yard drive that culminated in kicker Jeff Jaeger's 30-yard field goal in the second quarter.

Running back Kenneth Davis put the Bills ahead with a leap- ing 1-yard touchdown dive on the ensuing possession, but Raiders running back Napoleon McCallum matched the score with a 1-yard scoring run of his own. Los Angeles extended its lead following a fumble recovery, as McCallum capped an 11-play, 40-yard drive with his second 1-yard touchdown run of the day. The Bills got back into the game on the heels of a 37-yard pass interference call, with running back Thurman Thomas punching it into the end zone from 8 yards out.

Buffalo grabbed the lead in the third quarter, getting a touchdown on Kelly's 25-yard pass to Brooks and adding a field goal to move ahead, 22-17. The Bills' lead was short-lived, however, as quarterback Jeff Hostetler connected with receiver Tim Brown from the Raiders 24-yard line, and Brown streaked up the middle and eluded a tackler to score an 86-yard touchdown.

Kelly guided another scoring drive to put the Bills up for good, connecting with Brooks from 22 yards out to provide the difference. The Raiders' two remaining possessions resulted in three-and-outs, and the Bills ran out the clock to end the Silver and Black's season.

PLAYOFF HISTORY

	1	2	3	4	F
Raiders	0	17	6	0	23
Buffalo	0	13	9	7	29

LA - Jaeger 30 yd. FG
 BUF - Davis 1 yd. run (kick failed)
 LA - McCallum 1 yd. run (Jaeger kick)
 LA - McCallum 1 yd. run (Jaeger kick)
 BUF - Thomas 8 yd. run (Christie kick)
 BUF - Brooks 25 yd. pass from Kelly (kick failed)
 BUF - Christie 29 yd. FG
 LA - Brown 86 yd. pass from Hostetler (kick failed)
 BUF - Brooks 22 yd. pass from Kelly (Christie kick)

RAIDERS 27, MIAMI 0 2000 AFC Divisional Playoff

Jan. 6, 2001 at Network Associates Coliseum; Oakland, Calif.

The Raiders made a triumphant return to the postseason, dismantling the visiting Miami Dolphins and posting a 27-0 victory, the first postseason shut-out in franchise history. Quarterback Rich Gannon's efficient passing and cornerback Tory James' two interceptions, including a 90-yard return for a touchdown, spelled doom for the Dolphins at Network Associates Coliseum.

Miami quarterback Jay Fiedler drove the Dolphins to the Raiders' 16-yard line on the team's first possession, but James jumped receiver Leslie Shepherd's route for a pick and raced 90 yards down the sideline for a tone-setting touchdown. Kicker Sebastian Janikowski added a 36-yard field goal in the opening period and the end result was never in doubt.

Another Janikowski field goal, this one from 33 yards out, boosted the Oakland lead in the second quarter, and when Gannon connected with receiver James Jett on a 6-yard touchdown pass, the rout was truly on.

The Raider defense halted any hope of a Miami comeback, holding running back Lamar Smith, who had rushed for 209 yards the previous week against Indianapolis, to just five yards on eight carries. A 2-yard touchdown run by running back Tyrone Wheatley in the third quarter put the game out of reach, and two fourth-quarter interceptions, including a second of the day by James, closed out the convincing victory.

	1	2	3	4	F
Miami	0	0	0	0	0
Raiders	10	10	7	0	27



OAK - James 90 yd. interception return (Janikowski kick)
 OAK - Janikowski 36 yd. FG
 OAK - Janikowski 33 yd. FG
 OAK - Jett 6 yd. pass from Gannon (Janikowski kick)
 OAK - Wheatley 2 yd. run (Janikowski kick)

BALTIMORE RAVENS 16, RAIDERS 3 2000 AFC Championship

Jan. 14, 2001 at Network Associates Coliseum; Oakland, Calif.

The Baltimore Ravens spoiled the first conference championship game played in Oakland since 1976, using a stifling defense to upend the host Raiders, 16-3. Quarterback Rich Gannon was injured on a second-quarter play, and the Raiders fell short in their bid for a return to the Super Bowl.

After a scoreless first quarter, the Ravens got on the board first when quarterback Trent Dilfer hit Shannon Sharpe over the middle and the tight end split two defenders, rumbling 96 yards for a touchdown. Shortly following the Ravens' score, Gannon was



forced to leave the game due to a shoulder injury and his replacement, Bobby Hoving, threw an interception that Baltimore capitalized upon with a 31-yard field goal.

With Gannon back under center, the Raiders mounted a scoring drive early in the third quarter. Kicker Sebastian Janikowski booted a 24-yard field goal after the Oakland drive stalled out at Baltimore's 6-yard line. The Ravens added short Matt Stover field goals, one each in the third and fourth quarters, and the Raiders were kept out of the end zone for the first time all season in the defeat.

	1	2	3	4	F
Baltimore	0	10	3	3	16
Raiders	0	0	3	0	3

BAL - Sharpe 96 yd. pass Dilfer (Stover kick)
 BAL - Stover 31 yd. FG
 OAK - Janikowski 24 yd. FG
 BAL - Stover 28 yd. FG
 BAL - Stover 21 yd. FG

RAIDERS 38, NEW YORK JETS 24 2001 AFC Wild Card

Jan. 12, 2002 at Network Associates Coliseum; Oakland, Calif.

An explosive offense led by quarterback Rich Gannon, receiver Jerry Rice and running back Charlie Garner overwhelmed the visiting New York Jets in an AFC Wild Card contest, 38-24. Rice's nine catches for 183 yards and Garner's 158 rushing yards proved too much for the Jets, who had defeated the Raiders at Network Associates Coliseum the previous week to earn a playoff berth.

The Raiders got off to a fast start in the first quarter, with Gannon leading two long drives that resulted in Sebastian Janikowski field goals. After the two teams traded field goals in the second quarter, the Silver and Black got into the end zone on a 2-yard pass from Gannon to receiver Tim Brown to give the Raiders a 16-3 half-time lead.


The Jets pulled closer on the second half's opening drive, as QB Vinny Testaverde found receiver Wayne Chrebet wide open for a 17-yard touchdown. The Raiders recovered a fumble near the end of the third period, setting up a wild fourth period in which the teams would combine to score 36 points.

Fullback Zack Crockett got the final quarter started with a 2-yard plunge for a score, and a two-point conversion gave the Raiders a 24-10 advantage. A 3-yard toss from Testaverde to fullback Richie Anderson cut the Oakland lead to seven points, but Gannon promptly led a 68-yard scoring drive on the ensuing possession, connecting with Rice for a 21-yard touchdown toss.

The Jets stormed back, as Chrebet hauled in his second touchdown pass of the game from 4 yards out. On the Raiders' next possession, Garner took a handoff and broke free around the right end for 80 yards to set a franchise postseason record and put the game out of reach.

	1	2	3	4	F
NY Jets	0	3	7	14	24
Raiders	6	10	0	22	38


OAK - Janikowski 21 yd. FG
 OAK - Janikowski 41 yd. FG
 NYJ - Hall 45 yard yd. FG
 OAK - Janikowski 45 yd. FG
 OAK - Brown 2 yd. pass from Gannon (Janikowski kick)
 NYJ - Chrebet 17 yd. pass from Testaverde (Hall kick)
 OAK - Crockett 2 yd. run (Garner run)
 NYJ - Anderson 3 yd. pass from Testaverde (Hall kick)
 OAK - Rice 21 yd. pass from Gannon (Janikowski kick)
 NYJ - Chrebet 4 yd. pass from Testaverde (Hall kick)
 OAK - Garner 80 yd. run (Janikowski kick)



NEW ENGLAND 16, RAIDERS 13

2001 AFC Divisional Playoff

Jan. 19, 2002 at Foxboro Stadium; Foxboro, Mass.



A New England snow storm created a majestic setting at Foxboro Stadium, as the Patriots edged the Raiders in the "Tuck Game," one of the most controversial contests in NFL history.

With less than two minutes remaining in regulation and the Raiders clinging to a three-point lead, cornerback Charles Woodson sacked Patriots quarterback Tom Brady, causing what appeared to be a fumble that was recovered by Raider linebacker Greg Biekert to seal a Raider win. Citing Rule 3, Section 22, Article 2, Note 2 in the NFL rule book, the officials ruled the play an incomplete pass, leading to the game-tying field goal by kicker Adam Vinatieri.

The Raiders built an early lead in the contest, as quarterback Rich Gannon connected with receiver James Jett in the corner of the end zone for a 13-yard score in the second quarter. Two Sebastian Janikowski field goals, from 38 and 45 yards out, gave the Raiders a 13-3 advantage entering the final period.

Brady was efficient in an early fourth-quarter drive, completing nine consecutive pass attempts before scampering into the end zone for a 6-yard touchdown to cut the Raider lead to three points. Brady then led a late-game drive that culminated in Vinatieri's 45-yard, game-tying field goal that came on the heels of the "tuck rule" play.

In overtime, Brady promptly piloted a 61-yard drive that led to Vinatieri's game-winner from 23 yards out.


	1	2	3	4	OT	Final
Raiders	0	7	6	0	0	13
New England	0	0	3	10	3	16

OAK - Jett 13 yd. pass from Gannon (Janikowski kick)
 NE - Vinatieri 23 FG
 OAK - Janikowski 38 yd. FG
 OAK - Janikowski 45 yd. FG
 NE - Brady 6 yd. run (Vinatieri kick)
 NE - Vinatieri 45 yd. FG
 NE - Vinatieri 23 yd. FG

RAIDERS 30, NEW YORK JETS 10

2002 AFC Divisional Playoff

Jan. 12, 2003 at Network Associates Coliseum; Oakland, Calif.



An opportunistic offense scored 17 points off of three Jets turnovers, and quarterback Rich Gannon passed for 283 yards and two touchdowns to lead the Raiders to a convincing 30-10 victory over the New York Jets at Network Associates Coliseum.

After trading first-quarter field goals, the Raiders capitalized on a fumble recovery in Jets territory by way of a 1-yard dive by fullback Zack Crockett. The Jets drew even late in the second quarter, as quarterback Chad Pennington capped a long drive with a 1-yard touchdown pass to fullback Jerald Sowell to tie the game at the half.

The second half was all Silver and Black, with Gannon connecting with receiver Jerry Porter for a 29-yard touchdown in the third quarter to give the Raiders the lead for good. Gannon and Porter hooked up again later in the third period for 50 of Porter's 123 receiving yards on the day, setting up a 9-yard touchdown pass to receiver Jerry Rice early in fourth quarter.

Two fourth-quarter field goals by Sebastian Janikowski closed out the victory and pushed the Raiders one step closer to the Super Bowl.

	1	2	3	4	F
NY Jets	3	7	0	0	10
Raiders	3	7	7	13	30

NYJ - Hall 38 yd. FG

OAK - Janikowski 29 yd. FG

OAK - Crockett 1 yd. run (Janikowski kick)

NYJ - Sowell 1 yd. pass from Pennington (Hall kick)

OAK - Porter 29 yd. pass from Gannon (Janikowski kick)

OAK - Rice 9 yd. pass from Gannon (Janikowski kick)


OAK - Janikowski 34 yd. FG

OAK - Janikowski 31 yd. FG

RAIDERS 41, TENNESSEE 24

2002 AFC Championship

Jan. 19, 2003 at Network Associates Coliseum; Oakland, Calif.



The Raiders got out to a fast start and out-lasted Tennessee in the second half to secure the Silver and Black's first Super Bowl berth since the 1983 season. A relentless passing attack, led by quarterback Rich Gannon's 286 yards and three touchdowns through the air, proved too much for the visiting Titans.

Oakland wasted no time getting on the scoreboard, as Gannon took the offense 69 yards on the opening possession and connected with receiver Jerry Porter for a 3-yard touchdown pass to open the scoring. The Titans answered immediately, with quarterback Steve McNair hitting receiver Drew Bennett for a 33-yard touchdown on the ensuing drive. The Raiders went up again on their next possession, Gannon moving the offense swiftly downfield to set up a 12-yard touchdown pass to running back Charlie Garner.

Tennessee cut into the Raider lead with a field goal in the second quarter, and the Titans briefly took the lead by virtue of a 9-yard touchdown run by McNair. The Raiders took the lead back near the end of the first half, capitalizing on a fumble recovery deep in Tennessee territory with a 1-yard scoring pass from Gannon to tight end Doug Jolley. A fumble recovery on the ensuing kickoff gave the Raiders the ball in scoring range once again, and kicker Sebastian Janikowski was true from 43 yards out.

A second Janikowski field goal was matched by McNair's second touchdown run of the game, a 13-yard scamper to make the score 27-24 in Oakland's favor entering the fourth quarter. Gannon began the final period by capping off a 66-yard drive with a 2-yard touchdown run of his own, and closed out the victory by leading the Silver and Black on a time-consuming drive that resulted in fullback Zack Crockett's 7-yard touchdown run. McNair and the Titans moved the ball down to the Oakland 6-yard line, but turned the ball over on downs, and Gannon took a knee as the Coliseum erupted in celebration.

	1	2	3	4	F
Tennessee	7	10	7	0	24
Raiders	14	10	3	14	41

OAK - Porter 3 yd. pass from Gannon (Janikowski kick)

TEN - Bennett 33 yd. pass from McNair (Nedney kick)

OAK - Garner 12 yd. pass from Gannon (Janikowski kick)

TEN - Nedney 29 yd. FG

TEN - McNair 9 yd. run (Nedney kick)

OAK - Jolley 1 yd. pass from Gannon (Janikowski kick)

OAK - Janikowski 43 yd. FG

OAK - Janikowski 32 yd. FG

TEN - McNair 13 yd. run (Hentrich kick)

OAK - Gannon 2 yd. run (Janikowski kick)

OAK - Crockett 7 yd. run (Janikowski kick)

HOUSTON 27, RAIDERS 14**2016 AFC Wild Card**

Jan. 7, 2017 at NRG Stadium;

Houston, Texas



The Raiders' return to the post-season was spoiled by injuries and an efficient Houston Texans team that capitalized on three turnovers and 20 first half points en route to a 27-14 verdict at NRG Stadium.

Quarterback Connor Cook became the first rookie to make his first career start in a playoff game, taking the reins following a season-ending injury to Derek Carr in Week 16 and a shoulder injury to backup Matt McGloin in the regular season finale.

Houston got off to a fast start, opening the scoring with a 50-yard field goal by Nick Novak. On the ensuing possession, Texans defensive end Jadeveon Clowney tipped and intercepted a third-down screen pass from Cook deep in Raiders territory, setting up a 4-yard touchdown run by Lamar Miller and a 10-0 lead for the home team. The Raiders cut the lead to 10-7 later in the first period, as a 37-yard punt return by rookie running back Jalen Richard started the Raiders at the Texan's 38-yard line, initiating a drive that saw running back Latavius Murray grind out 27 yards on four carries, including a 2-yard touchdown run.

The Texans stemmed the tide and took control in the second quarter, getting a 38-yard field goal from Novak before quarterback Brock Osweiler found wide receiver DeAndre Hopkins for a 38-yard gain and a 2-yard touchdown connection to close the half with a 20-7 lead.

Oakland and Houston combined for seven punts in a third quarter that was dominated by defense, and the Texans moved the score to 27-7 with a 1-yard run by Osweiler early in the final period. The Raiders answered with a 75-yard touchdown drive, culminating in an 8-yard scoring pass from Cook to receiver Andre Holmes.

Battling a dwindling clock in addition to the NFL's top-ranked defensive unit, the Raiders' final two drives of the game ended in interceptions for Cook, who finished 18-for-45 passing for 161 yards, one touchdown and three interceptions in his debut start.

	1	2	3	4	Final
Raiders	7	0	0	7	14
Houston	10	10	0	7	27

HOU - Novak 50 yd. FG

HOU - Miller 4 yd. run (Novak kick)

OAK - Murray 2 yd. run (Janikowski kick)

HOU - Novak 38 yd. FG

HOU - Hopkins 2 yd. pass from Osweiler (Novak kick)

HOU - Osweiler 1 yd. run (Novak kick)

OAK - Holmes 8 yd. pass from Cook (Janikowski kick)

INDIVIDUAL PLAYOFF RECORDS

RUSHING

Most attempts, career

167	Marcus Allen (10 games)
163	Mark van Eeghen (10 games)
128	Clarence Davis (6 games)

Most attempts, game

25	Marcus Allen, vs. Sea., Jan. 8, 1984
22	Mark van Eeghen, vs. Pit., Dec. 26, 1976
22	Marcus Allen, vs. NE, Jan. 5, 1986

Most yards rushing, career

961	Marcus Allen (10 games)
579	Mark van Eeghen (10 games)
506	Clarence Davis (6 games)

Most yards rushing, game

191	Marcus Allen, vs. Was., Jan. 22, 1984
158	Charlie Garner, vs. NYJ, Jan. 12, 2002
154	Marcus Allen, vs. Sea., Jan. 8, 1984

Longest run from scrimmage

80	Charlie Garner, vs. NYJ, Jan. 12, 2002 (TD)
74	Marcus Allen, vs. Was., Jan. 22, 1984 (TD)
69	Hewritt Dixon, vs. HouO., Dec. 31, 1967 (TD)

Most games, 100-or-more yards rushing, career

5	Marcus Allen (10 games)
1	Pete Banaszak (18 games)
	Hewritt Dixon (8 games)
	Clarence Davis (6 games)
	Nick Bell (3 games)
	Charlie Garner (5 games)

Most consecutive games, 100-or-more yards rushing

3	Marcus Allen (1983)
1	Seven times

Two 100-yard rushers

Hewritt Dixon (144 yds.) and Pete Banaszak (116 yds.), vs. HouO., Dec. 31, 1967

Most rushing touchdowns, career

8	Marcus Allen (10 games)
5	Pete Banaszak (18 games)
	Napoleon McCallum (3 games)

Most rushing touchdowns, game

3	Napoleon McCallum, vs. Den., Jan. 9, 1994
2	Marv Hubbard, vs. Pit., Dec. 22, 1973
	Pete Banaszak, vs. Min., Jan. 9, 1977
	Mark van Eeghen, at Cle., Jan. 4, 1981
	Marcus Allen, vs. Cle., Jan. 8, 1983
	Marcus Allen, vs. Pit., Jan. 1, 1984
	Frank Hawkins, vs. Sea., Jan. 8, 1984
	Marcus Allen, vs. Was., Jan. 22, 1984
	Napoleon McCallum, at Buf., Jan. 15, 1994

Most consecutive games, rushing for touchdowns

2	Mark van Eeghen (1980)
	Marcus Allen (1982)
	Frank Hawkins (1983)
	Napoleon McCallum (1993)
	Zack Crockett (2002)

PASSING

Most passes completed, career

188	Ken Stabler (12 games)
162	Jim Plunkett (10 games)
136	Rich Gannon (7 games)

Most passes completed, game

29	Rich Gannon, vs. Ten., Jan. 19, 2003
24	Jim Plunkett, vs. Cle., Jan. 8, 1983
	Rich Gannon, vs. TB, Jan. 26, 2003

Most passes attempted, career

325	Ken Stabler (12 games)
272	Jim Plunkett (10 games)
238	Daryle Lamonica (9 games)

Most passes attempted, game

47	Daryle Lamonica, at NYJ, Dec. 29, 1968
45	Connor Cook, at Hou., Jan. 7, 2017
44	Rich Gannon, vs. TB, Jan. 26, 2003

Most yards passing, career

2,398	Ken Stabler (12 games)
2,293	Jim Plunkett (10 games)
1,748	Daryle Lamonica (9 games)

Most yards passing, game

401	Daryle Lamonica, at NYJ, Dec. 29, 1968
386	Jim Plunkett, vs. Cle., Jan. 8, 1983
347	Daryle Lamonica, vs. KC, Dec. 22, 1968

Most games, 300-or-more yards passing, career

2	Daryle Lamonica (9 games)
1	Ken Stabler (12 games)
	Jim Plunkett (10 games)

Most consecutive games, 300-or-more yards passing

2	Daryle Lamonica (1968)
1	Two times

Most touchdown passes, career

19	Ken Stabler (12 games)
18	Daryle Lamonica (9 games)
11	Jim Plunkett (10 games)
	Rich Gannon (7 games)

Most touchdown passes, game

6	Daryle Lamonica, vs. HouO., Dec. 21, 1969
5	Daryle Lamonica, vs. KC, Dec. 22, 1968
4	Ken Stabler, vs. Mia., Dec. 21, 1974

Most consecutive games, touchdown pass

10	Ken Stabler (1974-78)
5	Daryle Lamonica (1967-69)
	Rich Gannon (2002-03)

Most passes had intercepted, career

12	Jim Plunkett (10 games)
11	Ken Stabler (12 games)
8	Rich Gannon (7 games)

Most passes had intercepted, game

5	Jay Schroeder, at Buf., Jan. 20, 1991
	Rich Gannon, vs. TB, Jan. 26, 2003
4	Todd Marinovich, at KC, Dec. 28, 1991

Longest pass completion

86	Jeff Hostetler to Tim Brown, at Buf., Jan. 15, 1993 (TD)
82	Daryle Lamonica to Rod Sherman, vs. Mia., Dec. 27, 1970 (TD)
80	Jim Plunkett to Kenny King, vs. Phi., Jan. 25, 1981 (TD)

Highest completion percentage, career (min. 50 att.)

63.6	Rich Gannon (7 games)
59.6	Jim Plunkett (10 games)
57.8	Ken Stabler (12 games)

Highest completion percentage, game (min. 20 att.)

79.3	Rich Gannon, vs. NYJ, Jan. 12, 2002
73.9	Ken Stabler, vs. Cin., Dec. 28, 1975
70.8	Jim Plunkett, vs. Sea., Jan. 8, 1984

RECEIVING

Most receptions, career

73	Cliff Branch (19 games)
70	Fred Biletnikoff (16 games)
45	Tim Brown (12 games)

Most receptions, game

9	Cliff Branch, vs. Pit., Dec. 29, 1974
	Fred Biletnikoff, vs. NE, Dec. 18, 1976
	Jerry Rice, vs. NYJ, Jan. 12, 2002
	Tim Brown, vs. Ten., Jan. 19, 2003
8	Fred Biletnikoff, vs. Mia., Dec. 21, 1974
	Charlie Smith, vs. KC, Jan. 4, 1970

Most yards receiving, career

1,289	Cliff Branch (19 games)
1,167	Fred Biletnikoff (16 games)
581	Tim Brown (12 games)

Most yards receiving, game

190	Fred Biletnikoff, at NYJ, Dec. 29, 1968
186	Cliff Branch, vs. Pit., Dec. 29, 1974
183	Jerry Rice, vs. NYJ, Jan. 12, 2002
180	Fred Biletnikoff, vs. KC, Dec. 22, 1968

INDIVIDUAL PLAYOFF RECORDS

Most games, 100-or-more yards receiving, career

- 4 Fred Biletnikoff (16 games)
- 3 Cliff Branch (19 games)
- 1 Eight times

Most consecutive games, 100-or-more yards receiving

- 2 Fred Biletnikoff (1968)

Most touchdown receptions, career

- 10 Fred Biletnikoff (16 games)
- 7 Dave Casper (7 games)
- 5 Cliff Branch (19 games)

Most touchdown receptions, game

- 3 Fred Biletnikoff, vs. KC, Dec. 22, 1968
- Dave Casper, at BalC., Dec. 24, 1977
- 2 Bill Miller, vs. GB, Jan. 14, 1968
- Warren Wells, vs. KC, Dec. 22, 1968
- Fred Biletnikoff, vs. HouO., Dec. 21, 1969
- Rod Sherman, vs. HouO., Dec. 21, 1969
- Dave Casper, at Den., Jan. 1, 1978
- Cliff Branch, vs. Phi., Jan. 25, 1981

--DEFENSIVE RECORDS--

SACKS

Most sacks, career (since 1982)

- 7.5 Greg Townsend (7 games)
- 5.5 Lyle Alzado (3 games)
- 4 Howie Long (7 games)
- Rod Martin (4 games)

Most sacks, game (since 1982)

- 3 Greg Townsend, vs. Cin., Jan. 13, 1991
- 2.5 Lyle Alzado, vs. Pit., Jan. 1, 1984
- 2 Rod Martin, vs. Cle., Jan. 8, 1983
- Johnny Robinson, vs. Cle., Jan. 8, 1983
- Greg Townsend, vs. Sea., Jan. 8, 1984
- Lyle Alzado, at Sea., Dec. 22, 1984
- Sean Jones, vs. NE, Jan. 5, 1986
- Scott Davis, at KC, Dec. 28, 1991

INTERCEPTIONS BY

Most interceptions by, career

- 8 Lester Hayes (13 games)
- 7 Willie Brown (16 games)
- 4 Nemiah Wilson (8 games)

Most interceptions by, game

- 3 Rod Martin, vs. Phi., Jan. 25, 1981
- 2 Jack Tatum, at Pit., Jan. 4, 1976
- Lester Hayes, vs. HouO., Dec. 28, 1980
- Lester Hayes, at Cle., Jan. 4, 1981
- Mike Davis, vs. Sea., Jan. 8, 1984
- Tory James, vs. Mia., Jan. 6, 2001

Most consecutive games, interception

- 2 George Atkinson (1968-69)
- Willie Brown (1973)
- Willie Hall (1976)
- Lester Hayes (1980)



RB Napoleon McCallum

Longest interception return

- 90 Tory James, vs. Mia., Jan. 6, 2001 (TD)
- 75 Willie Brown, vs. Min., Jan. 9, 1977 (TD)
- 57 George Atkinson, vs. HouO., Dec. 21, 1969 (TD)

SCORING

Most points, career

- 99 George Blanda (19 FG, 42 PAT) (15 games)
- 78 Chris Bahr (15 FG, 33 PAT) (11 games)
- 60 Fred Biletnikoff (10 TD) (16 games)
- Marcus Allen (10 TD) (10 games)

Most points, game

- 18 Fred Biletnikoff, vs. KC, Dec. 22, 1968
- Dave Casper, at BalC., Dec. 24, 1977
- Napoleon McCallum, vs. Den., Jan. 9, 1994
- 16 George Blanda, vs. HouO., Dec. 31, 1967
- 15 George Blanda, vs. Pit., Dec. 22, 1973

Most touchdowns, career

- 10 Fred Biletnikoff (16 games)
- Marcus Allen (10 games)
- 7 Dave Casper (7 games)

Most touchdowns, game

- 3 Fred Biletnikoff, vs. KC, Dec. 22, 1968
- Dave Casper, at BalC., Dec. 24, 1977
- Napoleon McCallum, vs. Den., Jan. 9, 1994
- 2 14 times

Most field goals attempted, career

- 33 George Blanda (15 games)
- 19 Chris Bahr (11 games)
- 16 Sebastian Janikowski (8 games)

Most field goals attempted, game

- 6 George Blanda, vs. HouO., Dec. 31, 1967
- 5 George Blanda, vs. Pit., Dec. 22, 1973
- 4 George Blanda, at NYJ, Dec. 29, 1968
- Sebastian Janikowski, vs. NYJ, Jan. 12, 2003

Most field goals, career

- 19 George Blanda (15 games)
- 15 Chris Bahr (11 games)
- 14 Sebastian Janikowski (8 games)

Most field goals, game

- 4 George Blanda, vs. HouO., Dec. 31, 1967
- George Blanda, vs. Pit., Dec. 22, 1973
- 3 George Blanda, at NYJ, Dec. 29, 1968
- Chris Bahr, vs. Sea., Jan. 8, 1984
- Sebastian Janikowski, vs. NYJ, Jan. 12, 2002
- Sebastian Janikowski, vs. NYJ, Jan. 12, 2003

Longest field goal

- 49 Jeff Jaeger, vs. Cin., Jan. 13, 1991
- 48 George Blanda, at BalC., Jan. 3, 1971
- 47 Chris Bahr, vs. HouO., Dec. 28, 1980

Most (1-point) points after touchdown, career

- 42 George Blanda (15 games)
- 33 Chris Bahr (11 games)
- 17 Sebastian Janikowski (8 games)

Most (1-point) points after touchdown, game

- 8 George Blanda, vs. HouO., Dec. 21, 1969
- 6 Jeff Jaeger, vs. Den., Jan. 9, 1994
- 5 George Blanda, vs. KC, Dec. 22, 1968
- Chris Bahr, vs. Pit., Jan. 1, 1984
- Chris Bahr, vs. Was., Jan. 22, 1984
- Sebastian Janikowski, vs. Ten., Jan. 19, 2003

KICKOFF RETURNS

Most kickoff returns, career

- 16 Clarence Davis (7 games)
- Carl Garrett (5 games)
- Marcus Knight (3 games)
- 12 George Atkinson (9 games)

Most kickoff returns, game

- 8 Marcus Knight, vs. TB, Jan. 26, 2003
- 6 Jamie Holland, at Buf., Jan. 20, 1991
- 5 Carl Garrett, at BalC., Dec. 24, 1977
- Marcus Knight, vs. Ten., Jan. 19, 2003

INDIVIDUAL PLAYOFF RECORDS

Most kickoff return yards, career

481	Carl Garrett (5 games)
347	Marcus Knight (3 games)
343	Clarence Davis (7 games)

Most kickoff return yards, game

169	Carl Garrett, at Bal., Dec. 24, 1977
143	Marcus Knight, vs. Ten., Jan. 19, 2003
	Marcus Knight, vs. TB, Jan. 26, 2003
119	Carl Garrett, vs. NE, Dec. 18, 1976

Highest average, career (10 returns)

30.06	Carl Garrett (5 games)
27.92	George Atkinson (9 games)
21.69	Marcus Knight (3 games)

Highest average, game (3 returns)

37.00	Carl Garrett, at Den., Jan. 1, 1978
33.80	Carl Garrett, at Bal., Dec. 24, 1977
31.67	George Atkinson, vs. KC, Jan. 4, 1970

Longest kickoff return

44	Marcus Knight, vs. Ten., Jan. 19, 2003
29	Marcus Knight, vs. TB, Jan. 26, 2003
28	David Dunn, vs. Mia., Jan. 6, 2001
	David Dunn, vs. Bal., Jan. 14, 2001
	Marcus Knight, vs. NYJ, Jan. 12, 2003

PUNTING

Most punts, game

10	Marquette King, at Hou., Jan. 7, 2017
9	Ray Guy, vs. HouO., Dec. 28, 1980
	Ray Guy, at Cle., Jan. 4, 1981
	Shane Lechler, at NE, Jan. 19, 2002
8	Ray Guy, at Pit., Jan. 4, 1976
	Ray Guy, at BalC., Dec. 24, 1977
	Ray Guy, at Sea., Dec. 22, 1984

Highest gross punting average, game (4 punts)

56.00	Ray Guy, at SD, Jan. 11, 1981
51.11	Ray Guy, vs. HouO., Dec. 28, 1980
48.50	Mike Eischeid, vs. KC, Jan. 4, 1970

Longest punt

71	Ray Guy, at SD, Jan. 11, 1981
66	Ray Guy, vs. HouO., Dec. 28, 1980
64	Shane Lechler, vs. Bal., Jan. 14, 2001

PUNT RETURNS

Most punt returns, career

18	Neal Colzie (5 games)
13	George Atkinson (9 games)
	Greg Pruitt (6 games)

Most punt returns, career

5	Rodger Bird, vs. HouO., Dec. 31, 1967
	Neal Colzie, at BalC., Dec. 24, 1977
	Greg Pruitt, vs. Cle., Jan. 8, 1983
	Greg Pruitt, vs. Pit., Jan. 1, 1984
	Jalen Richard, at Hou., Jan. 7, 2017
4	Neal Colzie, vs. Cin., Dec. 28, 1975
	Neal Colzie, vs. Min., Jan. 9, 1977
	Keith Moody, vs. HouO., Dec. 28, 1980
	Fulton Walker, vs. NE, Jan. 5, 1986

Most punt return yards, career

221	Neal Colzie (5 games)
101	Greg Pruitt (6 games)
96	Rodger Bird (4 games)

Most punt return yards, game

68	Jalen Richard, at Hou., Jan. 7, 2017
64	Neal Colzie, vs. Cin., Dec. 28, 1975
53	Neal Colzie, vs. NE, Dec. 18, 1976
49	Rodger Bird, vs. HouO., Dec. 31, 1967
47	Greg Pruitt, vs. Pit., Jan. 1, 1984

Highest punt return average, career (9 returns)

12.28	Neal Colzie (5 games)
8.33	Tim Brown (12 games)
8.00	Rodger Bird (4 games)

Highest punt return average, game (3 returns)

17.67	Neal Colzie, vs. NE, Dec. 18, 1976
16.00	Neal Colzie, vs. Cin., Dec. 28, 1975
13.60	Jalen Richard, at Hou., Jan. 7, 2017

Longest punt return

37	Jalen Richard, at Hou., Jan. 7, 2017
25	Neal Colzie, vs. Min., Jan. 9, 1977
24	Darrien Gordon, vs. Mia., Jan. 6, 2001



DE Howie Long

TEAM PLAYOFF RECORDS

NET YARDS GAINED

Most Yards gained, game

526	vs. Cleveland, Jan. 8, 1983 (140 ru., 386 pa.)
512	at Baltimore, Dec. 24, 1977 (167 ru., 345 pa.)
509	vs. New York Jets, Jan. 12, 2002 (215 ru., 294 pa.)
465	vs. Kansas City, Dec. 22, 1968 (118 ru., 347 pa.)
451	at New York Jets, Dec. 29, 1968 (50 ru., 401 pa.)

Fewest yards gained, game

203	at Houston Texans, Jan. 7, 2017 (64 ru., 139 pa.)
211	vs. Baltimore, Jan. 14, 2001 (24 ru., 187 pa.)
225	at Cleveland, Jan. 4, 1981 (76 ru., 149 pa.)
236	at Miami, Dec. 30, 1973 (107 ru., 129 pa.)
	at New England, Jan. 19, 2002 (77 ru., 159 pa.)

RUSHING

Most yards gained rushing, game

266	vs. Minnesota, Jan. 9, 1977 (52 att.)
263	vs. Houston Oilers, Dec. 31, 1967 (48 att.)
235	vs. Cincinnati, Jan. 13, 1991 (32 att.)

Fewest yards gained rushing, game

19	vs. Tampa Bay, Jan. 26, 2003 (11 att.)
24	vs. Baltimore, Jan. 14, 2001 (17 att.)
29	vs. Pittsburgh, Dec. 29, 1974 (21 att.)

Most rushing attempts, game

55	vs. Pittsburgh, Dec. 22, 1973 (232 yds.)
52	vs. Minnesota, Jan. 9, 1977 (266 yds.)
51	vs. Cincinnati, Dec. 28, 1975 (173 yds.)
	vs. Pittsburgh, Dec. 26, 1976 (157 yds.)

Fewest rushing attempts, game

11	vs. Tampa Bay, Jan. 26, 2003 (19 yds.)
17	vs. Baltimore, Jan. 14, 2001 (24 yds.)
	vs. Tennessee, Jan. 19, 2003 (89 yds.)
19	at New York Jets, Dec. 29, 1968 (50 yds.)

PASSING

Most passes attempted, game

47	at New York Jets, Dec. 29, 1968 (20 comp.)
45	at Houston Texans, Jan. 7, 2017 (18 comp.)
	vs. Kansas City, Jan. 4, 1970 (17 comp.)
44	vs. Tampa Bay, Jan. 26, 2003 (24 comp.)

Fewest passes attempted, game

16	vs. Miami, Dec. 27, 1970 (8 comp.)
	vs. Pittsburgh, Dec. 26, 1976 (10 comp.)
17	vs. Pittsburgh, Dec. 22, 1973 (14 comp.)

Most passes completed, game

29	vs. Tennessee, Jan. 19, 2003 (41 att.)
24	vs. Cleveland, Jan. 8, 1983 (37 att.)
	vs. Tampa Bay, Jan. 26, 2003 (44 att.)

Fewest passes completed, game

8	vs. Miami, Dec. 27, 1970 (16 att.)
	vs. Houston Oilers, Dec. 28, 1980 (23 att.)
10	vs. Houston Oilers, Dec. 31, 1967 (26 att.)
	vs. Pittsburgh, Dec. 26, 1976 (16 att.)

Most net yards gained, passing, game

393	at New York Jets, Dec. 29, 1968
370	vs. Cleveland, Jan. 8, 1983
336	vs. Kansas City, Dec. 22, 1968

Fewest net yards gained, passing, game

63	vs. Pittsburgh, Dec. 26, 1976
78	at Pittsburgh, Dec. 23, 1972
101	vs. Houston Oilers, Dec. 31, 1967

Most touchdowns passing, game

6	vs. Houston Oilers, Dec. 21, 1969
5	vs. Kansas City, Dec. 22, 1968
4	vs. Miami, Dec. 21, 1974

Most passes had intercepted, game

6	at Buffalo, Jan. 20, 1991
5	vs. Tampa Bay, Jan. 26, 2003
4	vs. Kansas City, Jan. 4, 1970
	at Kansas City, Dec. 28, 1991
	vs. Baltimore, Jan. 14, 2001

SCORING

Most points, game

56	vs. Houston Oilers, Dec. 21, 1969 (56-7)
42	vs. Denver, Jan. 9, 1994 (42-24)
41	vs. Kansas City, Dec. 22, 1968 (41-6)
	vs. Tennessee, Jan. 19, 2003 (41-24)

Fewest points, game

3	at Buffalo, Jan. 20, 1991 (51-3)
	vs. Baltimore, Jan. 14, 2001 (16-3)
6	at Kansas City, Dec. 28, 1991 (10-6)

Largest margin of victory

49	vs. Houston Oilers, Dec. 21, 1969 (56-7)
35	vs. Kansas City, Dec. 22, 1968 (41-6)
33	vs. Houston Oilers, Dec. 31, 1967 (40-7)

Most overall touchdowns, game

8	vs. Houston Oilers, Dec. 21, 1969
6	vs. Denver, Jan. 9, 1994
5	vs. Kansas City, Dec. 22, 1968
	at Baltimore Colts, Dec. 24, 1977
	vs. Pittsburgh, Jan. 1, 1984
	vs. Washington, Jan. 22, 1984
	vs. Tennessee, Jan. 19, 2003

Most field goals, game

4	vs. Houston Oilers, Dec. 31, 1967
	vs. Pittsburgh, Dec. 22, 1973
3	at New York Jets, Dec. 29, 1968
	vs. Seattle, Jan. 8, 1984
	vs. New York Jets, Jan. 12, 2002
	vs. New York Jets, Jan. 12, 2003

Most (one-point) points after touchdown

8	vs. Houston Oilers, Dec. 21, 1969
6	vs. Denver, Jan. 9, 1994
5	vs. Kansas City, Dec. 22, 1968
	vs. Pittsburgh, Jan. 1, 1984
	vs. Washington, Jan. 22, 1984
	vs. Tennessee, Jan. 19, 2003

PUNTING

Most punts, game

10	at Houston Texans, Jan. 7, 2017
9	vs. Houston Oilers, Dec. 28, 1980
	at Cleveland, Jan. 4, 1981
	at New England, Jan. 19, 2002
8	at Pittsburgh, Jan. 4, 1976
	at Baltimore Colts, Dec. 24, 1977
	at Seattle, Dec. 22, 1984

Fewest punts, game

1	vs. Cincinnati, Dec. 28, 1975
	at Kansas City, Dec. 28, 1991
2	vs. Pittsburgh, Dec. 22, 1973
	at Miami, Dec. 30, 1973
	vs. Seattle, Jan. 8, 1984
	vs. New England, Jan. 5, 1986
	vs. Cincinnati, Jan. 13, 1991
	vs. New York Jets, Jan. 12, 2002

Highest gross average, game (4 punts)

56.00	at San Diego, Jan. 11, 1981
51.11	vs. Houston Oilers, Dec. 28, 1980
48.50	vs. Kansas City, Jan. 4, 1970

PUNT RETURNS

Most punt returns, game

6	vs. Houston Oilers, Dec. 31, 1967
	at Baltimore Colts, Dec. 24, 1977
	vs. Houston Oilers, Dec. 28, 1980
	vs. Pittsburgh, Jan. 1, 1984
	at Houston Texans, Jan. 7, 2017
5	vs. Cleveland, Jan. 8, 1983

Most yards, punt returns, game

70	at Houston Texans, Jan. 7, 2017
64	vs. Cincinnati, Dec. 28, 1975
53	vs. New England, Dec. 18, 1976
52	vs. Pittsburgh, Jan. 1, 1984

TEAM PLAYOFF RECORDS

KICKOFF RETURNS

Most kickoff returns, game

9	at Buffalo, Jan. 20, 1991
	vs. Tampa Bay, Jan. 26, 2003
7	vs. Green Bay, Jan. 14, 1968

Most yards, kickoff returns, game

186	at Baltimore Colts, Dec. 24, 1977
149	vs. Tampa Bay, Jan. 26, 2003
143	vs. Tennessee, Jan. 19, 2003

PENALTIES

Most penalties, game

17	vs. Denver, Jan. 9, 1994
14	vs. Houston Oilers, Dec. 28, 1980
	vs. Tennessee, Jan. 19, 2003
11	vs. New England, Dec. 18, 1976

Fewest penalties, game

0	vs. Cincinnati, Jan. 13, 1991
1	vs. Kansas City, Dec. 22, 1968
2	at New York Jets, Dec. 29, 1968
	at Baltimore Colts, Jan. 3, 1971
	at Pittsburgh, Dec. 23, 1972
	at Denver, Jan. 1, 1978
	vs. Pittsburgh, Jan. 1, 1984
	at Buffalo, Jan. 20, 1981

--DEFENSIVE RECORDS--

TOTAL YARDS ALLOWED

Fewest net yards allowed, game

180	vs. Houston Oilers, Dec. 31, 1967
211	vs. Seattle, Jan. 8, 1984
215	vs. Kansas City, Jan. 4, 1970
217	vs. Miami, Jan. 6, 2001

Most net yards allowed, game

502	at Buffalo, Jan. 20, 1991
447	at San Diego, Jan. 11, 1981
413	vs. New York Jets, Jan. 12, 2002
412	vs. New York Jets, Jan. 15, 1983

RUSHING

Fewest yards allowed, rushing, game

28	vs. Houston Oilers, Dec. 21, 1969
38	vs. Houston Oilers, Dec. 31, 1967
41	vs. Miami, Jan. 6, 2001
56	vs. Cleveland, Jan. 8, 1983
	vs. Denver, Jan. 9, 1994

Most yards allowed, rushing, game

266	at Miami, Dec. 30, 1973
213	vs. Miami, Dec. 21, 1974
210	vs. Pittsburgh, Dec. 29, 1974
205	at Seattle, Dec. 22, 1984
202	at Buffalo, Jan. 20, 1991

PASSING

Fewest opponent passes attempted, game

6	at Miami, Dec. 30, 1973
10	at Seattle, Dec. 22, 1984
14	vs. Miami, Dec. 21, 1974
	at Kansas City, Dec. 28, 1991
15	vs. New England, Jan. 5, 1986
	vs. Cincinnati, Jan. 13, 1991

Most opponent passes attempted, game

54	vs. Denver, Jan. 9, 1994
52	at New England, Jan. 19, 2002
49	at New York Jets, Dec. 29, 1968
47	vs. New York Jets, Jan. 12, 2003
46	vs. Houston Oilers, Dec. 21, 1969
	at San Diego, Jan. 11, 1981

Fewest opponent passes completed, game

3	at Miami, Dec. 30, 1973
4	at Seattle, Dec. 22, 1984
7	vs. Kansas City, Jan. 4, 1970
	vs. Miami, Dec. 21, 1974
8	Three times

Most opponent passes completed, game

32	vs. Denver, Jan. 9, 1994
	at New England, Jan. 19, 2002
27	at Buffalo, Jan. 15, 1994
26	vs. New York Jets, Jan. 12, 2002
24	vs. Minnesota, Jan. 9, 1977

Fewest opponent net yards, passing, game

26	at Miami, Dec. 30, 1973
46	at Seattle, Dec. 22, 1984
58	vs. Cincinnati, Jan. 13, 1991
73	at Kansas City, Dec. 28, 1991
81	vs. Miami, Dec. 21, 1974

Most opponent net yards, passing, game

351	at San Diego, Jan. 11, 1981
331	vs. Denver, Jan. 9, 1994
300	at Buffalo, Jan. 20, 1991
297	at New England, Jan. 19, 2002
291	vs. Philadelphia, Jan. 25, 1981

Most opponent touchdown passes, game

3	at New York Jets, Dec. 29, 1968
	vs. Denver, Jan. 9, 1994
	vs. New York Jets, Jan. 12, 2002
2	10 times

Most opponent passes intercepted

5	vs. Seattle, Jan. 8, 1984
4	vs. Kansas City, Dec. 22, 1968
3	Seven times

SCORING

Most points allowed, game

51	at Buffalo, Jan. 20, 1991
48	vs. Tampa Bay, Jan. 26, 2003
33	vs. Green Bay, Jan. 14, 1968
31	at Baltimore Colts, Dec. 24, 1977

Fewest points allowed, game

0	vs. Miami, Jan. 6, 2001
6	vs. Kansas City, Dec. 22, 1968
7	vs. Houston Oilers, Dec. 31, 1967
	vs. Houston Oilers, Dec. 21, 1969
	vs. Pittsburgh, Dec. 26, 1976
	vs. Houston Oilers, Dec. 28, 1980

Most opponent touchdowns scored, game

7	at Buffalo, Jan. 20, 1991
6	vs. Tampa Bay, Jan. 26, 2003
4	vs. Cincinnati, Dec. 28, 1975
	at Baltimore Colts, Dec. 24, 1977
	at Buffalo, Jan. 15, 1994

Most opponent field goals scored, game

4	vs. Green Bay, Jan. 14, 1968
3	vs. Baltimore, Jan. 14, 2001
	at New England, Jan. 19, 2002
2	12 times

Most opponent (one-point) points after TD, game

6	at Buffalo, Jan. 20, 1991
	vs. Tampa Bay, Jan. 26, 2003
4	vs. Cincinnati, Dec. 28, 1975
	at Baltimore Colts, Dec. 24, 1977
3	12 times

PUNTING

Most opponent punts, game

13	at Baltimore Colts, Dec. 24, 1977
11	vs. Houston Oilers, Dec. 31, 1967
	vs. Houston Oilers, Dec. 21, 1969
10	at New York Jets, Dec. 29, 1968
9	at Houston Texans, Jan. 7, 2017
	vs. Houston Oilers, Dec. 28, 1980

Fewest opponent punts, game

1	at Miami, Dec. 30, 1973
	vs. New York Jets, Jan. 12, 2002
2	at San Diego, Jan. 11, 1981
	vs. New York Jets, Jan. 15, 1983
	at Buffalo, Jan. 20, 1991
	at Kansas City, Dec. 28, 1991
	vs. New York Jets, Jan. 12, 2003

TEAM PLAYOFF RECORDS

Opponent highest gross average (4 punts), game

51.6	vs. Cincinnati, Jan. 13, 1991
48.5	vs. Cleveland, Jan. 8, 1983
48.2	at Pittsburgh, Dec. 23, 1972
47.0	vs. Kansas City, Dec. 22, 1968

PUNT RETURNS

Most opponent punt returns, game

7	vs. Houston Oilers, Dec. 28, 1980 at Cleveland, Jan. 4, 1981
5	vs. Green Bay, Jan. 14, 1968 at Seattle, Dec. 22, 1984 at New England, Jan. 19, 2002

Most yards, opponent punt returns, game

84	vs. Houston Oilers, Dec. 28, 1980
81	at Cleveland, Jan. 4, 1981
76	vs. Miami, Jan. 6, 2001
58	vs. Baltimore, Jan. 14, 2001
52	at Seattle, Dec. 22, 1984

KICKOFF RETURNS

Most opponent kickoff returns, game

9	vs. Houston Oilers, Dec. 31, 1967
8	vs. Kansas City, Dec. 22, 1968 vs. New York Jets, Jan. 12, 2002
7	Seven times

Most yards, opponent kickoff returns, game

215	vs. Houston Oilers, Dec. 31, 1967
210	vs. New York Jets, Jan. 12, 2002
193	at Baltimore Colts, Dec. 24, 1977
183	vs. Miami, Dec. 21, 1974
156	vs. Pittsburgh, Dec. 22, 1973

SACKS

Most sacks, game (since 1967)

7	vs. Houston Oilers, Dec. 28, 1980
6	vs. Houston Oilers, Dec. 21, 1969 at Baltimore Colts, Dec. 24, 1977 vs. Cleveland, Jan. 8, 1983 vs. Washington, Jan. 22, 1984
5	vs. Cincinnati, Dec. 28, 1975 vs. Pittsburgh, Jan. 1, 1984

PENALTIES

Most opponent penalties, game

10	vs. New England, Dec. 18, 1976 vs. Denver, Jan. 9, 1994 vs. Baltimore, Jan. 14, 2001 at Baltimore Colts, Dec. 24, 1977
8	at Denver, Jan. 1, 1978 vs. Houston Oilers, Dec. 28, 1980 vs. Miami, Jan. 6, 2001

Fewest opponent Penalties, game

0	vs. Miami, Dec. 27, 1970 vs. New York Jets, Jan. 12, 2002
1	vs. Green Bay, Jan. 14, 1968 at Pittsburgh, Dec. 23, 1972 vs. Cincinnati, Jan. 13, 1991 at New England, Jan. 19, 2002



1990 AFC Divisional Playoff

ALL-TIME RAIDERS

No.	PLAYER	SCHOOL	POS	YEARS	No.	PLAYER	SCHOOL	POS	YEARS
— A —					79	BELWAY, Brian	Calgary	DE	1987
60,97	ACKERMAN, Rick	Memphis State	DT	1984-87	49	BENDER, Wes	USC	RB	1994
28	ADAMS, Phillip	South Carolina St.	DB	2012-13	32	BENNETT, Michael	Wisconsin	RB	2010
95	ADAMS, Sam	Texas A&M	DT	2002	50	BENSON, Duane	Hamline	LB	1967-71
59	ADAMS, Stanley	Memphis State	LB	1984	54	BENSON, Tom	Oklahoma	LB	1989-92
44	ADAMS, Stefon	East Carolina	DB	1986-89	70	BERGSTROM, Tony	Utah	G-T	2012-15
58	ADAMS, Tyrell	West Georgia	LB	2016-17	40	BERNS, Rick	Nebraska	RB	1982-83
88	ADKISSON, James	South Carolina	TE	2005-06	38	BESS, Rufus	South Carolina St.	DB	1979
3	AGAJANIAN, Ben	New Mexico	K	1962	47	BESSILIEU, Don	Georgia Tech	DB	1983, 1985
83	AIKENS, Carl	Northern Illinois	WR	1987	7	BEUERLEIN, Steve	Notre Dame	QB	1989-90
56	ALEXANDER, Elijah	Kansas State	LB	2000-01	54	BIEKERT, Greg	Colorado	LB	1993-01
58	ALEXANDER, Lorenzo	California	LB	2015	14,25	BILETNIKOFF, Fred	Florida State	WR	1965-78
89	ALEXANDER, Mike	Penn State	WR	1989	96	BILUKIDI, Christo	Georgia State	DT	2012-13
74	ALEXANDER, Vadal	LSU	G-T	2016-17	21	BIRD, Rodger	Kentucky	DB	1966-68
94	ALFORD, Jay	Penn State	DT	2010	53	BIRDWELL, Dan	Houston	DT	1962-69
80	ALLEN, Dalva	Houston	DE	1962-64	66	BISHOP, Sonny	Fresno State	G	1963
21	ALLEN, Eric	Arizona State	DB	1998-01	67	BLACK, Barry	Boise State	G	1987
20	ALLEN, Jackie	Baylor	DB	1969	56	BLACKSTOCK, Darryl	Virginia	LB	2011
32	ALLEN, Marcus	USC	RB	1982-92	16	BLANDA, George	Kentucky	QB-K	1967-75
20	ALLEN, Nate	South Florida	DB	2015-16	57	BLANKENSHIP, Greg	Cal State-Hayward	LB	1976
94,55	ALSTON, Jon	Stanford	LB	2007-09	7	BOLLER, Kyle	California	QB	2010-11
77	ALEXANDER, Lyle	Yankton	DE	1982-85	54	BONNESS, Rik	Nebraska	LB	1976
29	AMERSON, David	North Carolina St.	DB	2015-17	67	BOOTHE, Kevin	Cornell	G	2006, 14
92	AMEY, Vince	Arizona State	DT	1998	87	BOSS, Kevin	Western Oregon	TE	2011
83	ANDERSON, Courtney	San Jose State	TE	2004-06	35	BOWIE, John	Cincinnati	DB	2007-09
33	ANDERSON, Eddie	Fort Valley State	DB	1987-97	53	BOWMAN, NaVorro	Penn State	LB	2017
23	ANDERSON, Marques	UCLA	DB	2004	76	BOYD, Greg	San Diego State	DT	1984
2	ARAGUZ, Leo	Stephen F. Austin	P	1996-99	30	BOYD, Jerome	Oregon	DB	2009, 11
78	ARCHER, Dan	Oregon	T	1967	84	BOYDSTON, Max	Oklahoma	TE	1962
66	ARMSTRONG, Ramon	TCU	T	1960	27	BOYNTON, George	East Texas State	DB	1962
57	ARMSTRONG, Ray-Ray	Miami (Fla.)	LB	2014-15	40	BRABHAM, Cary	SMU	DB	1994
93	ARMSTRONG, Trace	Florida	DE	2001-03	54	BRACELIN, Greg	California	LB	1981
83	ASAD, Doug	Northwestern	TE	1960-61	81	BRADSHAW, Morris	Ohio State	WR	1974-81
42	ASANTE, Larry	Nebraska	DB	2014-15	27,37	BRANCH, Calvin	Colorado State	DB	1997-00,05
73,77	ASHMORE, Darryl	Northwestern	G-T	1998-01	21	BRANCH, Cliff	Colorado	WR	1972-85
35	ASKA, Joe	Central Oklahoma	RB	1995-97	33	BRANCH, Tyvon	Connecticut	DB	2008-14
21	ASOMUGHU, Nnamdi	California	DB	2003-10	82	BRANTON, Gene	Texas Southern	TE	1987
59	ATKINS, Larry	UCLA	LB	2003	47	BRAVO, Alex	Cal Poly, SLO	DB	1960-61
39	ATKINS, Pervis	New Mexico St.	WR	1965-66	91	BRAYTON, Tyler	Colorado	DE	2003-07
43	ATKINSON, George	Morris Brown	DB	1968-77	5	BREECH, Jim	California	K	1978-79
34	ATKINSON III, George	Notre Dame	RB	2014	73	BREWINGTON, Jim	N. Carolina College T		1961
86	AUSBERRY, David	USC	TE	2011-14	49,87	BRIGHAM, Jeremy	Washington	TE	1998-02
96	AUTRY, Denico	Mississippi State	DE	2014-17	65	BRISIEL, Mike	Colorado State	G	2012-13
— B —					95	BRODINE, Mason	Nebraska-Kearney	DE	2011
70	BADGER, Brad	Stanford	G-T	2002-06	95	BROMELL, Lorenzo	Clemson	DE	2003
10	BAHR, Chris	Penn State	K	1980-88	2	BROOKS, Aaron	Virginia	QB	2006
27	BAKER, Rashad	Tennessee	DB	2007-08	55	BROOKS, Bobby	Fresno State	LB	1999-01
99	BALDWIN, Keith	Texas A&M	DE	1988	33	BROOKS, Bucky	North Carolina	DB	1998
42	BALL, Eric	UCLA	RB	1995	97	BROUGHTON, Willie	Miami (Fla.)	DT	1992-93
93	BALL, Jerry	SMU	DT	1994-96	76	BROWN, Bob	Nebraska	T	1971-73
58	BALL, Neiron	Florida	LB	2015-16	76	BROWN, Charles	Houston	T	1962
40	BANASZAK, Pete	Miami (Fla.)	RB	1966-78	86	BROWN, Derek	Notre Dame	TE	1998
38	BANKS, Estes	Colorado	RB	1967	74	BROWN, Doug	Fresno State	DT	1964
46	BANKSTON, Warren	Tulane	TE	1973-78	24	BROWN, Larry	TCU	DB	1996-97
53	BANSavage, Al	USC	LB	1961	81	BROWN, Pharaoh	Oregon	TE	2017
77	BARBEE, Joe	Kent State	T	1960	57	BROWN, Ricky	Boston College	LB	2006-11
72	BARSDALE, Joe	LSU	T	2011	64,96	BROWN, Ron	USC	DE	1987-88
88	BARSDALE, Rod	Arizona	WR	1986	24	BROWN, Ron	Arizona State	DB -KR	1990
56	BARNES, Jeff	California	LB	1977-87	27	BROWN, Stevie	Michigan	DB	2010
69	BARNES, Khalif	Washington	T-G	2009-15	23	BROWN, Tarell	Texas	DB	2014
52	BARNES, Larry	Colorado State	LB	1960	81	BROWN, Tim	Notre Dame	WR	1988-03
51	BARNES, Rodrigo	Rice	LB	1976	19	BROWN, Vincent	San Diego State	WR	2014
80	BARNWELL, Malcolm	Virginia Union	WR	1981-84	24	BROWN, Willie	Grambling	DB	1967-78
82	BARRETT, Jan	Fresno State	TE	1963-64	47	BROWNE, Jim	Boston College	RB	1987
21	BARTELL, Ron	Howard	DB	2012	51	BROWNER, Keith	USC	LB	1987
87	BARTLEWSKI, Rich	Fresno State	TE	1990	73	BROWNING, Dave	Washington	DE-DT	1978-82
50	BARTON, Eric	Maryland	LB	1999-03	56,99	BRUCE, Aundray	Auburn	DE	1992-98
56	BATES, Daren	Auburn	LB	2016	82	BRUNSON, Larry	Colorado	WR	1978-79
24,29	BATES, Patrick	Texas A&M	DB	1993-94	90	BRYANT, Desmond	Harvard	DT	2009-12
76	BELCHER, Kevin	Wisconsin	T	1985	94	BRYANT, Tony	Florida State	DE	1999-02
59	BELL, Anthony	Michigan State	LB	1992	66	BRYANT, Warren	Kentucky	T	1984
28	BELL, Greg	Notre Dame	RB	1990	34	BUCHANAN, Ray	Louisville	DB	2004
68	BELL, Joe	Norfolk State	DE	1979	31	BUCHANON, Phillip	Miami (Fla.)	DB	2002-04
38	BELL, Nick	Iowa	RB	1991-93	13	BUCHANON, William	USC	WR	2006

ALL-TIME RAIDERS

No.	PLAYER	SCHOOL	POS	YEARS
95	BUCKZKOWSKI, Bob	Pittsburgh	DE	1987
48	BUDNESS, Bill	Boston University	LB	1964-70
64	BUHLER, George	Stanford	G	1969-78
89	BUIE, Drew	Catawba	WR	1969-71
45	BUNCH, Jarrad	Michigan	RB	1994
86	BURCH, Gerald	Georgia Tech	TE	1961
56	BURGESS, Derrick	Mississippi	DE	2005-08
95	BURNETT, Kaelin	Nevada	LB	2012-13
94	BURNETT, Kevin	Tennessee	LB	2013
56	BURRIS, Miles	San Diego State	LB	2012-14
97	BURTON, Ron	North Carolina	LB	1990
29	BUSH, Michael	Louisville	RB	2007-11
96	BUTCHER, Paul	Wayne State	LB	1996
19,12	BUTLER, Brice	San Diego State	WR	2013-14
50,54	BYRD, Darryl	Illinois	LB	1983-84,87
— C —				
57	CALDWELL, Tony	Washington	LB	1983-85
21	CALHOUN, Rick	Cal State-Fullerton	RB	1987
91	CALHOUN, Shilique	Michigan State	LB	2016-17
16	CAMARILLO, Rich	Washington	P	1996
74	CAMPBELL, Bruce	Maryland	G	2010-11
8	CAMPBELL, Jason	Auburn	QB	2010-11
77	CAMPBELL, Joe	Maryland	DE	1980-81
67	CAMPBELL, Stan	Iowa State	G	1962
27	CANNAVINO, Joe	Ohio State	DB	1960-61
33	CANNON, Billy	Louisiana State	TE	1964-69
66	CARLISLE, Cooper	Florida	G	2007-12
20	CARR, Chetti	NW Oklahoma	WR	1987
23	CARR, Chris	Boise State	CB	2005-07
4	CARR, Derek	Fresno State	QB	2014-17
38	CARRIE, TJ	Ohio	DB	2014-17
21	CARRINGTON, Darren	Northern Arizona	DB	1996
51	CARROLL, Joe	Pittsburgh	LB	1972-73
97	CARTER, Andre	California	DE	2012
33	CARTER, Louis	Maryland	RB	1975
20	CARTER, Perry	Mississippi	DB	1996-98
29	CARTER, Russell	SMU	DB	1988-89
25	CARTWRIGHT, Rock	Kansas State	RB	2010-11
37	CASEY, Chance	Baylor	DB	2013-14
88	CASH, Kerry	Texas	TE	1995
87	CASPER, Dave	Notre Dame	TE	1974-80, 84
85	CAVALLI, Carmen	Richmond	DE	1960
52	CELOTTO, Mario	USC	LB	1980-81
85	CHANDLER, Bob	USC	WR	1980-82
51	CHANEY, Jamar	Mississippi State	LB	2014
77	CHAPMAN, Ted	Maryland	DE	1987
95	CHARLES, Mike	Syracuse	DT	1990
35	CHEKWA, Chimdi	Ohio State	DB	2011-14
87,88	CHESTER, Raymond	Morgan State	TE	1970-72,78-81
46	CHRISTENSEN, Todd	BYU	RB-TE	1979-88
48	CHRISTENSON, Brandon	NW Oklahoma St.	TE	2002
75	CHURCHWELL, Hanson	Mississippi	DT	1960
55	CLARK, Danny	Illinois	LB	2004-05
78	CLAY, John	Missouri	T	1987
57	CLAYTON, Keenan	Oklahoma	LB	2012
58	CLEMONS, Chris	Georgia	LB-DE	2007
84	CLINE, Tony	Miami (Fla.)	DE	1970-75
90	COLEMAN, Kenyon	UCLA	DE	2002
57,91	COLEMAN, Rod	East Carolina	DT	1999-03
5	COLLINS, Kerry	Penn State	QB	2004-05
79	COLLINS, Mo	Florida	G-T	1998-03
92	COLLONS, Ferric	California	DT	1993
20,45	COLZIE, Neal	Ohio State	DB	1975-78
43	COMBS, Derek	Ohio State	DB	2002
59	CONDO, Jon	Maryland	LS	2007-17
22	CONLEY, Gareon	Ohio State	DB	2017
55,60	CONNERS, Darn	Miami (Fla.)	LB	1964-74
5	CONWAY, Brett	Penn State	K	2000
8,18	COOK, Connor	Michigan State	QB	2016-17
87	COOK, Jared	South Carolina	TE	2017
43	COOLBAUGH, Bob	Richmond	WR	1961
89	COOPER, Amari	Alabama	WR	2015-17
75	COOPER, Chris	Nebraska-Omaha	DT	2001-03
86	COOPER, Earl	Rice	TE	1986

No.	PLAYER	SCHOOL	POS	YEARS
40	COOPER, Jarrod	Kansas State	DB	2004-07
95	COOPER, Marquis	Washington	LB	2008
80	COPELAND, Horace	Miami (Fla.)	WR	1999
95	CORMIER, Joe	USC	LB	1987
72	CORNELL, Jack	Notre Dame	G-T	2013
46	COSTA, Dave	Utah	DT	1963-65
94	COSTELLO, Joe	Central Connecticut	LB	1989
47	COWSER, James	Southern Utah	LB-DE	2016-17
15	CRABTREE, Michael	Texas Tech	WR	2015-17
42	CRAIG, Dobie	Howard Payne	WR	1962-63
22	CRAIG, Roger	Nebraska	RB	1991
91	CRAWFORD, Jack	Penn State	DE	2012-13
84	CRINER, Juron	Arizona	WR	2012-13
32	CROCKETT, Zack	Florida State	RB	1999-06
22	CROW, Wayne	California	RB-DB	1960-61
23	CRUDUP, Derrick	Oklahoma	DB	1989,91
8	CULPEPPER, Daunte	UCF	QB	2007
68	CUNNINGHAM, Rick	Texas A & M	T	1996-98
51	CURRY, Aaron	Wake Forest	LB	2011-12
1,89	CURRY, Ronald	North Carolina	WR	2002-08
— D —				
50	DALBY, Dave	UCLA	C-G	1972-85
3	DALUIISO, Brad	UCLA	K	2001
36	DANIELS, Clem	Prairie View	RB	1961-67
75	DANIELS, David	Florida A&M	DT	1966
83	DAVIDSON, Ben	Washington	DE	1964-71
19	DAVIDSON, Cotton	Baylor	QB	1962-69
79	DAVIS, Bruce	UCLA	T	1979-87
58	DAVIS II, Bruce	UCLA	LB	2010-11
28	DAVIS, Clarence	USC	RB	1971-78
7	DAVIS, Greg	The Citadel	K	1988
45	DAVIS, James	Southern	DB	1982-87
34	DAVIS, Jason	Illinois	RB	2008
36	DAVIS, Mike	Colorado	DB	1978-85
70	DAVIS, Scott	Illinois	DE	1988-91,94
48	DAVISON, Jerone	Arizona State	RB	1996-97
54	DENNERY, Mike	Southern Miss.	LB	1974-75
4	DePOYSTER, Jerry	Wyoming	K	1971-72
79	DESKINS, Don	Michigan	G	1960
64	DICKERSON, Andy	California Lutheran	G	1987
29	DICKERSON, Eric	SMU	RB	1992
10	DICKEY, Eldridge	Tennessee State	WR	1968-71
23	DICKINSON, Bo	Southern Miss.	RB	1964
73	DIEHL, John	Virginia	DT	1965
64	DINAPOLI, Gennaro	Virginia Tech	G	1998-99
68	DITTRICH, John	Wisconsin	G	1960
58	DIXON, Ernest	South Carolina	LB	1998
35	DIXON, Hewitt	Florida A&M	RB	1966-70
31	DIXON, Rickey	Oklahoma	DB	1993
46	DORN, Torin	North Carolina	DB	1990-93
33	DORSETT, Anthony	Pittsburgh	DB	2000-03
21	DORSEY, Dick	USC	WR	1962
71	DOTSON, Al	Grambling	DT	1968-70
44	DOUGHERTY, Bob	Kentucky	LB	1960-63
41	DOWLING, Jonathan	Western Kentucky	DB	2014
36	DOWLING, Ras-I	Virginia	DB	2014
83	DUDLEY, Rickey	Ohio State	TE	1996-00
54	DUFAULT, Paul	New Hampshire	C-G	1987
84	DUFF, John	New Mexico	TE-DE	1993-94
88	DUNN, David	Fresno State	WR-KR	2000-01
17	DWIGHT, Tim	Iowa	WR	2007
84	DYAL, Mike	Texas A&I	TE	1989-90
59	DYSON, Matt	Michigan	DT-LB	1995
— E —				
82	EASON, John	Florida A&M	TE	1968
33	EASY, Omar	Penn State	RB	2005
20,38	ECHENAMANDU, A.	California	RB	2006-07
41	EDMONDS, Bobby Joe	Arkansas	KR	1989
58	EDWARDS, Kalimba	South Carolina	DE	2008
36	EDWARDS, Lloyd	San Diego State	TE	1969
97	EDWARDS Jr., Mario	Florida State	DE	2015-17
11	EISCHIED, Mike	Upper Iowa	K	1966-71
50	EKEJUBA, Isaiah	Virginia	LB	2005-09
31	ELLIS, Craig	San Diego State	RB	1987

ALL-TIME RAIDERS

No.	PLAYER	SCHOOL	POS	YEARS	No.	PLAYER	SCHOOL	POS	YEARS
99	ELLIS, Greg	North Carolina	DE	2009	90	GOODLOW, Darryl	Oklahoma	LB	1987
58	ELLIS, Jim	Boise State	LB	1987	25	GOODSON, Mike	Texas A&M	RB	2012
78	ELLIS, Justin	Louisiana Tech	DT	2014-17	55	GORDON, Alex	Cincinnati	LB	1990
27	ELLISON, Glenn	Arkansas	RB	1971	23	GORDON, Darrien	Stanford	DB	1999-00,02
50	ELLISON, Riki	USC	LB	1990-92	82	GORDON, Richard	Miami (Fla.)	TE	2011-12
14	ENIS, Hunter	TCU	QB	1962	6, 7	GOSETT, Jeff	Eastern Illinois	P	1988-96
46	ENVART, Bill	Oregon State	LB	1971	85	GRADY, Sam	Tennessee	WR	1990-92
31	EUGENE, Hiram	Louisiana Tech	DB	2007-10	5	GRADKOWSKI, Bruce	Toledo	QB	2009-10
11	EVANS, Vince	USC	QB	1987-95	68	GRAHAM, Aaron	Nebraska	C	2001
— F —					74	GRAHAM, Derrick	Appalachian State	G	1998
86	FAIRBAND, Bill	Colorado	LB	1967-68	59, 59	GRANT, DeLawrence	Oregon State	DE-LB	2001-05
20, 25	FARGAS, Justin	USC	RB	2003-09	60	GRAVES, Rory	Ohio State	T	1988-91
68, 76	FELICIANO, Jon	Miami (Fla.)	G/C	2015-17	45	GRAYSON, David	Oregon	DB	1965-70
21	FELLOWS, Ron	Missouri	DB	1987-88	12	GREEN, Charley	Wittenberg	QB	1966
34	FENNER, Derrick	North Carolina	RB	1995-97	74	GREEN, Cornell	Central Florida	T	2007-09
66	FERNANDEZ, Mervyn	San Jose State	WR	1987-92	41	GREENWOOD, David	Wisconsin	DB	1988
89	FICCA, Dan	USC	G	1962	36	GRIFFITH, Justin	Mississippi State	RB	2007-08
80	FIELDS, George	Bakersfield J.C.	DT	1960-61	97	GRIMES, Phil	Central Missouri	DE	1987
13	FIGURS, Yamon	Kansas State	WR	2010	17	GROSSART, Kyle	Oregon State	QB	1980
54	FILIMOEATU, Bojay	Utah State	LB	2014	64	GROVE, Jake	Virginia Tech	C-G	2004-08
6	FINNERAN, Garry	USC	DT	1961	52	GROVES, Quentin	Auburn	LB	2010-11
73	FITZPATRICK, James	USC	G-T	1990-91	97	GRUNHEIM, Greyson	Washington	DE	2008-09
21	FLEMING, George	Washington	RB	1961	64	GURODE, Andre	Colorado	C-G	2013
88	FLEMISTER, Zeron	Iowa	TE	2005	22	GUY, Louie	Mississippi	DB	1964
15	FLORES, Tom	Pacific	QB	1960-61, 63-66	8	GUY, Ray	Southern Miss.	K	1973-86
15	FLYNN, Matt	LSU	QB	2013	— H —				
55	FOLSTON, James	NE Louisiana	LB	1994-98	50	HADLEY, Spencer	BYU	LB	2014
5	FORD, Cole	USC	K	1995-97	80, 10	HAGAN, Derek	Arizona State	WR	2011, 12
12	FORD, Jacoby	Clemson	WR	2010-13	30	HAGBERG, Roger	Minnesota	RB	1965-69
49	FOSCHI, John Paul	Georgia Tech	FB	2005-06	23	HALL, DeAngelo	Virginia Tech	DB	2008
41	FOSTER, Ron	Cal State-Northridge	DB	1987	45	HALL, Tim	Robert Morris	RB	1996-97
31	FRANCIES, Coye	San Jose State	DB	2012	39	HALL, Willie	USC	LB	1975-78
10	FRANCIS, Carlos	Texas Tech	WR	2004-05	32	HAMILTON, Antonio	South Carolina St.	DB	2016-17
47	FRANK, Donald	Winston-Salem	DB	1994	98	HAMILTON, Bobby	Southern Miss.	DE	2004-05
58	FRANKLIN, Keith	South Carolina	LB	1995	73	HANNAH, Charley	Alabama	G	1983-88
94	FRANKS, Elvis	Morgan State	DE	1985-86	23	HANSON, Joselio	Texas Tech	DB	2012
53	FREDRICKSON, Rob	Michigan State	LB	1994-97	45	HARDEN, Mike	Michigan	DB	1989-90
61	FREEMAN, Mike	Arizona	G	1988	86	HARDMAN, Cedrick	North Texas State	DE	1980-81
70	FREEMAN, Russell	Georgia Tech	T	1995	82	HARDY, Charles	San Jose State	WR	1960-62
3	FRYE, Charlie	Akron	QB	2009	4	HARDY, David	Texas A&M	K	1987
45	FULCHER, David	Arizona State	LB	1993	24	HARKEY, Lance	Illinois	DB	1987
89	FULCHER, Mondriel	Miami (Fla.)	TE	2000-02	75, 77	HARLOW, Pat	USC	T	1996-98
20	FULLER, Charles	San Francisco St.	RB	1961-62	41	HARRIS, Erik	California (Pa.)	DB	2017
— G —					93	HARRIS, James	Temple	DE	1998-99
85, 80	GABRIEL, Doug	UCF	WR	2003-05, 06	29	HARRIS, John	Santa Monica J.C.	DB	1960-61
47	GAFFORD, Thomas	Houston	LS	2015	37, 44	HARRIS, Johnnie	Mississippi State	DB	1999-01
27	GAINER, Derrick	Florida A&M	RB	1992	77	HARRIS, Kwame	Stanford	T	2008
53	GAITHER, Omar	Tennessee	LB	2012	58	HARRIS, Napoleon	Northwestern	LB	2002-04
12	GALLEGOS, Chon	San Jose State	QB	1962	75	HARRIS, Shelby	Illinois State	DE	2014-15
76	GALLERY, Robert	Iowa	T-G	2004-10	82	HARRISON, Dwight	Texas A&I	DB	1980
3	GAMACHE, Vince	Cal State-Northridge	K	1987	74	HARRISON, Nolan	Indiana	DT-DE	1991-96
12	GANNON, Rich	Delaware	QB	1999-04	28	HARRISON, Rob	Sacramento State	RB	1987
28	GARNER, Bob	Fresno State	DB	1961-62	23, 34	HART, Harold	Texas Southern	RB	1974-75, 78
25	GARNER, Charlie	Tennessee	RB	2001-03	61	HART, Roy	South Carolina	DT	1991
31	GARRETT, Carl	NM Highlands	RB	1976-77	70	HARVEY, James	Mississippi	G	1966-71
83	GAULT, Willie	Tennessee	WR	1988-93	52	HARVEY, Richard	Tulane	LB	1998-99
98, 94	GABAJA-BIAMILA, Akbar	San Diego State	DE-LB	2003-04	87	HASSELBECK, Don	Colorado	TE	1983
3	GEORGE, Jeff	Illinois	QB	1997-98	34	HASTY, James	Washington State	DB	2001
63	GESEK, John	Sacramento State	G	1987-89	26	HAWKINS, Clarence	Florida A&M	RB	1979
25	GIBSON, Claude	North Carolina St.	DB	1963-65	27	HAWKINS, Frank	Nevada	RB	1981-87
26, 36	GIBSON, Derrick	Florida State	DB	2001-06	57	HAWKINS, Mike	Texas A&I	LB	1982
90	GILBERT, Sean	Pittsburgh	DT	2003	65	HAWKINS, Wayne	Pacific	G	1960-70
44	GILLET, Fred	Los Angeles State	TE	1964	77	HAWTHORNE, Anttaj	Wisconsin	DT	2005-06
29	GINN, Hubie	Florida A&M	RB	1976-78	25	HAYDEN, DJ	Houston	DB	2013-16
27	GIORDANO, Matt	California	DB	2011-12	37	HAYES, Lester	Texas A&M	DB	1977-86
73	GIPSON, Tom	North Texas State	DT	1971	22	HAYNES, Mike	Arizona State	DB	1983-89
87	GLOVER, Andrew	Grambling	TE	1991-96	51, 50	HEENEY, Ben	Kansas	LB	2015-16
92	GLOVER, La'Roi	San Diego State	DT	1996	11	HEINRICH, Don	Washington	QB	1962
50	GOETHEL, Travis	Arizona State	LB	2010-12	26	HELU Jr., Roy	Nebraska	RB	2015
66	GOGAN, Kevin	Washington	G	1994-96	79	HENDERSON, John	Tennessee	DT	2010-11
81	GOLDSTEIN, Alan	North Carolina	WR	1960	75	HENDERSON, Mario	Florida State	T	2007-10
79	GOLC, Bob	Notre Dame	DT	1989-92	83	HENDRICKS, Ted	Miami (Fla.)	LB	1975-83
14	GOLSTEYN, Jerry	Northern Illinois	QB	1984	49	HERMANN, Dick	Florida State	LB	1965
14	GOLTZ, Rick	Simon Fraser	DE	1987	84, 86	HEROCK, Ken	West Virginia	TE	1963-65, 67

ALL-TIME RAIDERS

No.	PLAYER	SCHOOL	POS	YEARS
84	HESTER, Jessie	Florida State	WR	1985-87
90	HESTER, Treyvon	Toledo	DT	2017
44	HEATHERINGTON, Chris	Yale	RB	2003-04
75	HEYER, Stephon	Maryland	T	2011
12,85	HEYWARD-BEY, Darrius	Maryland	WR	2009-12
15	HIGGINS, Johnnie Lee	UTEP	WR	2007-10
32	HIGHSMITH, Don	Michigan State	RB	1970-72
12	HILGER, Rusty	Oklahoma State	QB	1985-87
36	HILL, Greg	Oklahoma State	DB	1987
48	HILL, Kenney	Yale	DB	1981-83
23	HILL, Madre	Arkansas	RB	2002
22	HILL, Renaldo	Michigan State	CB	2005
38	HILL, Rod	Kentucky State	DB	1987
85	HINTON, Marcus	Alcorn State	TE	1995-96
20	HIPP, I.M	Nebraska	RB	1980
80	HOBSBS, Daryl	Pacific	WR	1993-96
9	HOBERT, Billy Joe	Washington	QB	1995-96
84	HOISINGTON, Al	Pasadena J.C.	WR	1960
82	HOLLAND, Jamie	Ohio State	WR	1990-91
10,23	HOLLAND, Jonathan	Louisiana Tech	WR-DB	2008-09
12	HOLLAS, Donald	Rice	QB	1997-98
76	HOLLOWAY, Brian	Stanford	G-T	1987-88
57	HOLMBERG, Rob	Penn State	LB	1994-97
18	HOLMES, Andre	Hillsdale	WR	2013-16
71	HOLMES, Lester	Jackson State	G	1997
16	HOLTON, Johnny	Cincinnati	WR	2016-17
34	HOOD, Elijah	North Carolina	RB	2017
52	HOPKINS, Jerry	Texas A&M	LB	1968
23,88	HORTON, Ethan	North Carolina	RB-TE	1987,89-93
20	HOSKINS, Derrick	Southern Miss.	DB	1992-95
15	HOSTETLER, Jeff	West Virginia	QB	1993-96
84	HOUSHMANDZADEH, T.J.	Oregon State	WR	2011
99	HOUSTON, Lamarr	Texas	DE	2010-13
77	HOWARD, Austin	Northern Iowa	G-T	2014-16
80	HOWARD, Desmond	Michigan	WR-KR	1997-98
53	HOWARD, Thomas	UTEP	LB	2006-10
14	HOYING, Bobby	Ohio State	QB	1999-01
39,44	HUBBARD, Marv	Colgate	RB	1969-75
57	HUDDLESTON, John	Utah	LB	1978-79
36	HUDSON, Bob	NE Oklahoma	RB	1973-74
61	HUDSON, Rodney	Florida State	C	2015-17
24	HUFF, Michael	Texas	DB	2006-12
71	HULSEY, Corey	Clemson	G-T	2003-06
11	HUMM, David	Nebraska	QB	1975-79,83-84
98	HUNLEY, Ricky	Arizona	LB	1989-90
93	HUNTER, Jason	Appalachian State	DE	2013
94	HUNTLEY, Kevin	Kansas State	DE	2006
5	HUSTED, Michael	Virginia	K	1999
— I —				
53	IHENACHO, Carl	San Jose State	LB	2012
92	IOANE, Junior	Arizona State	DT	2000-02
86	IRONS, Gerald	Maryland State	LB	1970-75
96	IRONS, Grant	Notre Dame	DE	2003-06
51	IRVIN, Bruce	West Virginia	LB	2016-17
86	ISMAIL, Raghib	Notre Dame	WR	1993-95
— J —				
34	JACKSON, Bo	Auburn	RB	1987-90
32	JACKSON, Bobby	New Mexico State	RB	1964
98	JACKSON, Brandon	Texas Tech	DL	2016
66	JACKSON, Gabe	Mississippi State	G	2014-17
90	JACKSON, Grady	Knoxville	DT	1997-01
91	JACKSON, Leonard	Oklahoma State	LB	1987
42	JACKSON, Monte	San Diego State	DB	1978-82
32	JACKSON, Richard	Southern	LB	1966
42	JACKSON, Steve	Louisiana State	DB	1977
49	JACKSON, Victor	Bowie State	DB	1987
77	JACOBS, Proverb	California	T	1963-64
18	JAEGER, Jeff	Washington	K	1989-95
70	JAGIELSKI, Harry	Indiana	DT	1961
6	JAKOWENKO, George	Syracuse	K	1974
57	JAMES, Cory	Colorado State	LB	2016-17
20	JAMES, Tory	LSU	DB	2000-02
11	JANIKOWSKI, Sebastian	Florida State	K	2000-17
95	JASPER, Ed	Texas A&M	DT	2005

No.	PLAYER	SCHOOL	POS	YEARS
88	JELACIC, Jon	Minnesota	DE	1961-64
10	JENKINS, Greg	Alabama State	WR	2013
21	JENKINS, Mike	South Florida	DB	2013
64	JENKINS, Robert	UCLA	T	1994-96
27	JENKINS, Ronney	Northern Arizona	RB-KR	2003
39	JENNINGS, Brandon	Texas A&M	DB	2000-02
27	JENNINGS, Rashad	Liberty	RB	2013
33	JENNINGS, Rick	Maryland	WR	1976-77
31	JENSEN, Derrick	Texas Arlington	WR-TE	1979-86
82	JETT, James	West Virginia	WR	1993-02
58	JIMERSON, A.J	Norfolk State	LB-DE	1990-91
37	JOHNSON, Chris	Louisville	DB	2007-11
41	JOHNSON, Eric	Nebraska	LB-DB	2000-03
98	JOHNSON, Kevin	Texas Southern	DT	1997
58	JOHNSON, Monte	Nebraska	LB	1973-80
7	JOHNSON, Rob	USC	QB	2003
82	JOHNSON, Teyo	Stanford	TE	2003-04
51	JOHNSON, Tim	Youngstown St.	LB	2002-05
42	JOHNSON, Shelton	Wisconsin	DB	2013
N/A	JOHNSTON, Mark	Northwestern	DB	1964
51	JOHNSTONE, Lance	Temple	DE	1996-00,06
88	JOLLEY, Doug	BYU	TE	2002-04
27,44	JONES, Calvin	Nebraska	RB	1994-95
82	JONES, David	Delaware State	TE	1992
82	JONES, Horace	Louisville	DE	1971-75
89	JONES, James	San Jose State	WR	2014
32	JONES, Jim	Washington	LB	1961
52	JONES, Mike	Missouri	LB	1991-96
99	JONES, Sean	Northeastern	DE	1984-87
22	JONES, Taiwan	Eastern Wash.	RB-DB	2011-16
90	JONES, Willie	Florida State	DE	1979-82
21	JONES-DREW, Maurice	UCLA	RB	2014
85	JORDAN, Charles	Long Beach CC	WR	1993
34	JORDAN, LaMont	Maryland	RB	2005-07
28	JORDAN, Randy	North Carolina	RB	1993,98-02
64,74	JORDAN, Shelby	Washington (Mo.)	T	2013-86
42	JOSEPH, Karl	West Virginia	DB	2016-17
96,94	JOSEPH, William	Miami (Fla.)	DT	2008-09
46	JOYNER, L.C	Diablo Valley J.C	DB	1960
87,89	JUNKIN, Trey	Louisiana Tech	LS	1985-89,96
— K —				
88	KASA, Nick	Colorado	TE	2013
26	KAUFMAN, Napoleon	Washington	RB	1995-00
74	KEATING, Tom	Michigan	DT	1966-72
57	KELLY, Joe	Washington	LB	1993
93	KELLY, Tommy	Mississippi State	DT	2004-12
72	KENNEDY, Lincoln	Washington	T	1996-03
73	KENT, Greg	Utah	T	1966
24	KEYES, Bob	San Diego	RB	1960
46	KIDD, Carl	Arkansas	DB	1995-96
59	KIMMEL, Jamie	Syracuse	LB	1986-88
92	KING, Emanuel	Alabama	LB	1989
31	KING, Joe	Oklahoma State	DB	1995
33	KING, Kenny	Oklahoma	RB	1980-85
52	KING, Linden	Colorado State	LB	1986-89
7	KING, Marquette	Fort Valley State	P	2013-17
62	KINLAW, Reggie	Oklahoma	DT	1979-84
42	KIRBY, Terry	Virginia	RB	2000-02
79	KIRKLAND, Denver	Arkansas	G	2016-17
70	KLEIN, Dick	Iowa	T	1963-64
7	KLINGER, David	Houston	QB	1996-97
83	KNIGHT, Marcus	Michigan	WR	2001-02
74	KOCH, Pete	Maryland	DE	1989
88	KOCUREK, Dave	Wisconsin	TE	1967-68
56	KOEGL, Warren	Penn State	C	1971
71	KORVER, Kelvin	Northwestern (Iowa)	DT	1973-77
35	KOWALCZYK, Walt	Michigan State	RB	1961
38	KOY, Ted	Texas	TE	1970
27	KRAKOSKI, Joe	Illinois	DB	1963-66
62	KRUSE, Bob	Wayne State	G	1967-68
34	KUNZ, Terry	Colorado	RB	1976-77
88,89	KWALCZIK, Ted	Penn State	TE	1975-77
79	KYSAR, Jeff	Arizona State	T	1995-96

ALL-TIME RAIDERS

No.	PLAYER	SCHOOL	POS	YEARS	No.	PLAYER	SCHOOL	POS	YEARS
— L —					95	MAYOWA, Benson	Idaho	DE	2014-15
74	LACHEY, Jim	Ohio State	T	1988	27	MAYS, Taylor	USC	DB	2015
32	LAMBERT, Keenan	Norfolk State	DB	2015	43	McCALL, Joe	Pittsburgh	RB	1984
3	LAMONICA, Daryle	Notre Dame	QB	1967-74	34,41	McCALLUM, Napoleon	Navy	RB	1986,90-94
25	LAND, Dan	Albany State	DB	1989-97	32	McCANN, Bryan	SMU	DB	2011
79	LANIER, Ken	Florida State	T	1993	73	McCANTS, Matt	UAB	T	2013-16
23	LARSCHIED, Jack	Pacific	RB	1960-61	55	McCLAIN, Rolando	Alabama	LB	2010-12
12	LARSON, Paul	California	QB	1960	57	McCLANAHAN, Randy	SW Louisiana	LB	1977,80-82
42	LASKEY, Bill	Michigan	LB	1966-70	47	McCLOUGHAN, Kent	Nebraska	DB	1965-70
77	LASSITER, Issac	St. Augustine	DE	1965-69	56	McCOLL, Milt	Stanford	LB	1988
75	LATHAM, Darius	Indiana	DT	2016-17	12	McCOWN, Josh	Sam Houston St.	QB	2007
81	LATHAN, Greg	Cincinnati	WR	1987	90	McCOY, Larry	Lamar	LB	1984
70	LAWRENCE, Henry	Florida A&M	T	1974-86	76	McCOY, Mike	Notre Dame	DT	1977-78
13	LAWRENCE, Larry	Iowa	QB	1974-75	25	McCRAV, Demetrius	Appalachian State	DB	2017
44	LAWTON, Luke	McNeese State	RB	2008-09	36	McDANIEL, Terry	Tennessee	DB	1988-97
9	LECHLER, Shane	Texas A&M	P	2000-12	35	McDONALD, Dewey	California (Pa.)	DB	2015
55	LEE, Marquel	Wake Forest	LB	2017	21,23	McDONALD, Dexter	Kansas	DB	2015-17
26	LEE, Pat	Auburn	DB	2012	37	McDONALD, Tevin	Eastern Wash.	DB	2015
42	LEE, ReShard	MTSU	RB	2006	77	McELROY, Reggie	West Texas State	G-T	1991-92
40	LEE, Zeph	USC	RB-DB	1987-89	26	McELROY, Vann	Baylor	DB	1982-90
7	LEINART, Matt	USC	QB	2012	20	McFADDEN, Darren	Arkansas	RB	2008-14
75	LEKKERKERKER, Brad	UC Davis	T	2005	54	McFADDEN, Marshall	South Carolina St.	LB	2013
87	LELIE, Ashley	Hawaii	WR	2008	22	McFADDEN, Walter	Auburn	CB	2010
87	LEONHARDT, Brian	Bemidji State	TE	2014	26	McFARLANE, Nyle	BYU	DE	1960
31	LEVITT, Chad	Cornell	RB	1997	14	McFOY, Chris	USC	WR	2007
29	LEWIS, Albert	Grambling	DB	1994-98	92	McGEE, Stacy	Oklahoma	DT	2013-16
51	LEWIS, Bill	Nebraska	C-G	1986-89	39	McGILL II, Keith	Utah	DB	2014-17
21	LEWIS, Garry	Alcorn State	DB	1990-91	91	McGLOCKTON, Chester	Clemson	DT	1992-97
21	LEWIS, Harold	Houston	RB	1962	14	McGLOIN, Matt	Penn State	QB	2013-16
20	LEWIS, Tahaun	Nebraska	DB	1991	54	McKENLIE, Reggie	Tennessee	LB	1985-88
60	LILES, Alva	Boise State	DT	1980	23	McKINNEY, Odis	Colorado	DB	1980-86
37	LLOYD, Doug	North Dakota St.	RB	1991	20	McLEMORE, Chris	Arizona	RB	1987-88
87	LOCKETT, Wade	Cal State-Fullerton	WR	1987	61	McMATH, Herb	Morningside	DT	1976
73	LOCKLIN, Billy Ray	New Mexico St.	G	1960	92	McMILLEN, Dan	Colorado	LB	1987
50	LOFTON, Curtis	Oklahoma	LB	2015	45	McMILLIN, Jim	Colorado State	DB	1963-64
80	LOFTON, James	Stanford	WR	1987-88	73	McMURTRY, Chuck	Whittier	DT	1962-63
75	LONG, Howie	Villanova	DE-DT	1981-93	79	McQUISTAN, Paul	Weber State	G	2006-09
60	LOPER, Daniel	Texas Tech	G	2010	73	McRAE, Charles	Tennessee	T	1996
7	LOSMAN, J.P.	Tulane	QB	2009	68,79	MEDLIN, Dan	North Carolina St.	G	1974-76,79
31	LOTT, Billy	Mississippi	RB	1960	20	MELIFONWU, Obi	Connecticut	DB	2017
42	LOTT, Ronnie	USC	DB	1991-92	54	MENDENHALL, Terry	San Diego State	LB	1971-72
60	LOUNDERBACK, Tom	San Jose State	LB	1960-61	10	MERCER, Mike	Northern Arizona	K	1963-66
38	LOVE, Clarence	Toledo	DB	2002-03	52	MERRILL, Mark	Minnesota	LB	1984
26	LUANI, Shalom	Washington State	DB	2017	88	MICKELL, Darren	Florida	DE	2001
77,93	LUMPKIN, Ricky	Kentucky	DL	2013-14	85	MICKENS, Terry	Florida A&M	WR	1998-00
43	LYNCH, Lorenzo	Sacramento State	DB	1996-97	73	MIDDLETON, Frank	Arizona	G	2001-04
24	LYNCH, Marshawn	California	RB	2017	55	MILLEN, Matt	Penn State	LB	1980-88
23	LYONS, Lamar	Washington	DB	1996	37	MILLER, Alan	Boston College	RB	1961-63,65
— M —					89	MILLER, Bill	Miami (Fla.)	WR	1964,66-68
52	MACK, Khalil	Buffalo	LB	2014-17	22	MILLER, Justin	Clemson	DB	2008-09
37	MacKINNON, Jacques	Colgate	TE	1970	89	MILLER, Nick	Southern Utah	WR	2009-11
28	MACON, Ed	Pacific	DB	1960	80	MILLER, Zach	Arizona State	TE	2007-10
85	MADSEN, John	Utah	TE	2006-08	44,87	MILLS, John Henry	Wake Forest	LB-TE	1997-98
63	MADY, Lamar	Youngstown St.	G	2013	22	MINCY, Charles	Washington	DB	1999
50	MAIAVA, Kaluka	USC	LB	2013-14	21	MINGO, Gene	None	K	1964-65
14	MANN, Errol	North Dakota	K	1976-78	64	MIRALDI, Dean	Utah	G	1987
67	MANOUKIAN, Don	Stanford	G	1960	3	MIRER, Rick	Notre Dame	QB	2002-03
3	MANUEL, EJ	Florida State	QB	2017	78,87	MIRICH, Rex	Northern Arizona	DT	1964-66
68	MARINOVICH, Marv	USC	G	1965	67,87	MISCHAC, Bob	Army	TE-G	1963-65
12	MARINOVICH, Todd	USC	QB	1991-92	34	MITCHELL, Mike	Ohio	DB	2009-12
60	MARSH, Curt	Washington	G	1981-86	82	MITCHELL, Tom	Bucknell	TE	1966
69	MARTEN, James	Boston College	T	2008	77	MIX, Ron	USC	T	1971
53	MARTIN, Rod	USC	LB	1977-88	83	MOFFETT, Tim	Mississippi	WR	1985-86
17	MARTIN, Tee	Tennessee	QB	2003	22	MONTALBO, Mel	Utah State	DB	1962
89	MARTINI, Rich	UC Davis	WR	1979-80	28	MONTGOMERY, Cleo	Abilene Christian	RB-WR	1981-85
65	MARVIN, Mickey	Tennessee	G	1977-87	21	MONTGOMERY, Tyrone	Mississippi	RB	1993-94
67,97	MARYLAND, Russell	Miami (Fla.)	DT	1996-99	65	MONTOMOYA, Max	UCLA	G	1990-94
71	MASON, Lindsey	Kansas	T	1978-81	26	MOODY, Keith	Syracuse	DB	1980
85	MASTRUD, Jeron	Kansas State	TE	2013	88	MOORE, Bob	Stanford	TE	1971-75
56	MATOS, Arch	Michigan State	LB	1963-65	17	MOORE, Denarius	Tennessee	WR	2011-14
43	MATTHEWS, Ira	Wisconsin	RB-WR	1979-81	36	MOORE, Manfred	USC	RB	1976
72	MATUZSAK, John	Tampa	DE-DT	1976-82	55	MOORE, Sio	Connecticut	LB	2013-14
42	MAXWELL, Tom	Texas A&M	DB	1971-73	19	MORANT, Johnnie	Syracuse	WR	2004-06
33	MAYBERRY, Doug	Utah State	RB	1963	61,51	MORRIS, Chris	Michigan State	C-G	2006-09

ALL-TIME RAIDERS

No.	PLAYER	SCHOOL	POS	YEARS
55,92	MORRIS, Riley	Florida A&M	DE	1960-62
49	MORRISON, Dave	SW Texas State	DB	1968
52	MORRISON, Kirk	San Diego State	LB	2005-09
50	MORROW, Nicholas	Greenville	LB	2017
35	MORROW, Tom	Southern Miss.	DB	1962-64
50	MORTON, Mike	North Carolina	LB	1995-98
72	MOSEBAR, Don	USC	C-G-T	1983-94
94	MOSS, Jarvis	Florida	DE	2010-11
18	MOSS, Randy	Marshall	WR	2005-06
99	MOSS, Winston	Miami (Fla.)	LB	1991-94
27	MOSTARDI, Rich	Kent State	DB	1962
97	MRAZ, Mark	Utah State	DE	1989
42	MUELLER, Vance	Occidental	RB	1986-90
82	MUHAMMAD, Calvin	Texas Southern	WR	1982-83
97	MUIR, Daniel	Kent State	DT	2013
52	MUIRBROOK, Shay	BYU	LB	1997
76	MURANSKY, Ed	Michigan	G-T	1982-84
N/A	MURDOCK, Jesse	California Western	RB	1963
18	MURPHY, Louis	Florida	WR	2009-11
28	MURRAY, Latavius	UCF	RB	2014-16
48	MUSTAFAA, Najee	Georgia Tech	DB	1995
83	MYERS, Brandon	Iowa	TE	2009-12
70	MYLES, Toby	Jackson State	G-T	2000-01

— N —

42	NASH, Keyon	Albany State	DB	2004
44	NDUKWE, Chinedum	Notre Dame	DB	2011
6	NEDNEY, Joe	San Jose State	K	1999
38	NELMS, Cory	Miami (Fla.)	DB	2012
51	NELSON, Bob	Nebraska	LB	1980-85
27	NELSON, Reggie	Florida	DB	2016-17
62	NEWBERRY, Jeremy	California	C	2007
73	NEWHOUSE, Marshall	TCU	T	2017
30	NEWMAN, Anthony	Oregon	DB	1998-99
70	NICKLAS, Pete	Baylor	T	1962
76	NIX, Lucas	Pittsburgh	G	2012-13
56	NIXON, David	BYU	LB	2009
53	NOBLE, Mike	Stanford	LB	1987
72	NORRIS, Jim	Houston	DT	1962-64
58	NORRIS, Slade	Oregon State	LB	2009
71	NOVSEK, Joe	Tulsa	DE	1962

— O —

85	OATS, Carleton	Florida A&M	DT	1965-72
61	OGAS, Dave	San Diego State	LB	1968
74	OGLESBY, Paul	UCLA	T	1960
49	OLAWALE, Jamize	North Texas	RB	2012-17
56	OLIVER, Ralph	USC	LB	1968-69
85	O'MALLEY, Ryan	Pennsylvania	TE	2016
46	O'NEAL, Oren	Arkansas State	RB	2007-09
98	OSBORNE, Chuck	Arizona	DT	1998-99
81	OSBORNE, Clancy	Arizona State	LB	1963-64
93	ORR, Leon	Florida	DT	2015
70	OSEMELE, Kelechi	Iowa State	G-T	2016-17
35	O'STEEN, Dwayne	San Jose State	DB	1980-81
34	OTTO, Gus	Missouri	LB	1965-72
50,00	OTTO, Jim	Miami (Fla.)	C	1960-74
44	OWENS, Burgess	Miami (Fla.)	DB	1980-82

— P —

3	PALMER, Carson	USC	QB	2011-12
12	PAPAS, Nick	Fresno State	QB	1961
10	PARILLI, Babe	Kentucky	QB	1960
36	PARKER, Ron	Newberry	DB	2011
71	PARKS, Nate	Stanford	G-T	1999-00
97	PARRELLA, John	Nebraska	DT	2002-04
67	PARSONS, Alex	USC	G-C	2012
79	PASHOS, Tony	Illinois	T	2013
7	PASTORINI, Dan	Santa Clara	QB	1980
71	PATTEN, Joel	Duke	T	1991
84	PATTERSON, Cordarrelle	Tennessee	WR	2017
43	PATTERSON, Elvis	Kansas	DB	1990-93
89	PATTISON, Mark	Washington	WR	1986
74	PEAR, Dave	Washington	DT	1979-80
72	PEARS, Erik	Colorado State	G-T	2009
64	PEAT, Todd	Northern Illinois	G	1990,92-93
16	PEETE, Rodney	USC	QB	2000-01

No.	PLAYER	SCHOOL	POS	YEARS
72	PENN, Donald	Utah State	T	2014-17
71	PERRY, Gerald	Southern	T	1993-95
84	PERRY, Mario	Mississippi	TE	1987
31	PERRYMAN, Raymond	Northern Arizona	DB	2001
79	PETERS, Volney	USC	DT	1961
54	PETERSON, Calvin	UCLA	LB	1982
47	PHILLIPS, Charles	USC	DB	1975-80
25	PHILLIPS, Irvin	Arkansas Tech	DB	1983
35	PHILLIPS, Jess	Michigan State	RB	1975
77	PHILYAW, Charles	Texas Southern	DE	1976-79
71	PICKEL, Bill	Rutgers	DT-DE	1983-90
39	PICKENS, Bruce	Nebraska	DB	1995
55	PIERSON, Shurron	South Florida	LB	2003
85	PITTS, Frank	Southern	WR	1974
16	PLUNKETT, Jim	Stanford	QB	1978-86
38	POOLE, Tyrone	Fort Valley State	CB	2006
23,49	POPE, Marquez	Fresno State	DB	2000-01
84	PORTER, Jerry	West Virginia	WR	2000-07
28	PORTER, Joe	Rutgers	DB	2011
31	PORTER, Kerry	Washington State	RB	1989
23	PORTER, Tracy	Indiana	DB	2013
84	POWELL, Art	San Jose State	WR	1963-66
87	POWELL, Charley	None	DE	1960-61
20	POWERS, Warren	Nebraska	DB	1963-68
89	PREBOLA, Gene	Boston University	TE	1960
20,38	PRICE, Dennis	UCLA	DB	1988-89
25	PRIOR, Anthony	Washington State	DB	1998
29	PROUT, Bob	Knox College	DB	1974
34	PRUITT, Greg	Oklahoma	RB	1982-84
2,6	PRYOR, Terrelle	Ohio State	QB	2011-13
68	PYLE, Palmer	Michigan State	G	1966
63	PYLES, David	Miami (Ohio)	T	1987

— Q —

47	QUEEN, Jeff	Morgan State	RB-TE	1972-73
----	-------------	--------------	-------	---------

— R —

15	RAE, Mike	USC	QB	1976-78
84	RAMSEY, Derrick	Kentucky	TE	1978-83
40	RANKIN, Louis	Washington	RB	2009
44	RATHMAN, Tom	Nebraska	RB	1994
42	RAY, Marcus	Michigan	DB	1999
27	REDMOND, J.R.	Arizona State	RB	2003-04
45	REECE, Marcel	Washington	RB	2008-15
74	REESE, Archie	Clemson	DT	1982-83
62	REGENT, Shawn	Boston College	C	1987
37	REINFELDT, Mike	Wisconsin - Mil.	DB	1976
46	REYNOLDS, Billy	Pittsburgh	QB	1960
17	REYNOLDS, M.C.	Louisiana State	QB	1962
33	RHODES, Dominic	Midwestern St.	RB	2007
52	RICE, Floyd	Alcorn A&M	LB	1976-77
67	RICE, Harold	Tennessee State	DE	1971
80	RICE, Jerry	Mississippi Valley St.	WR	2001-04
75	RICE, Ken	Auburn	T	1964-65
27	RICH, Randy	New Mexico	DB	1978
30	RICHARD, Jalen	LSU	RB	2016-17
98	RICHARDSON, Jay	Ohio State	DE	2007-09
41	RIDDICK, Louis	Pittsburgh	DB	1998
57	RIDDLE, Ryan	California	LB	2005
37	RIDLEHUBER, Preston	Georgia	RB	1968
77	RIEHM, Chris	Ohio State	G	1986-88
32,48	RIEVES, Charles	Houston	LB	1962-63
54	RILEY Jr., Perry	LSU	LB	2016
80	RISON, Andre	Michigan State	WR	2000
40	RITCHIE, Jon	Stanford	RB	1998-02
23	RIVERA, Hank	Oregon State	DB	1962
81	RIVERA, Mychal	Tennessee	TE	2013-16
53	ROACH, Nick	Northwestern	LB	2013-14
95	ROBBINS, Austin	North Carolina	DT	1994-95,00
63	ROBBINS, Barret	Texas Christian	C	1995-03
40	ROBERSON, Bo	Cornell	WR	1962-65
71	ROBERTS, Cliff	Illinois	DT	1961
10	ROBERTS, Seth	West Alabama	WR	2015-17
28	ROBERTSON, Greg	NE Louisiana	RB	1993-94
57	ROBINSON, Jerry	UCLA	LB	1985-91
68	ROBINSON, Johnny	Louisiana Tech	DT-DE	1981-83

ALL-TIME RAIDERS

No.	PLAYER	SCHOOL	POS	YEARS	No.	PLAYER	SCHOOL	POS	YEARS
58	ROBINSON, Ryan	Oklahoma State	DE	2013	35	SMITH, Steve	Penn State	RB	1987-93
35	ROBISKIE, Terry	Louisiana State	RB	1977-79	53,56	SMITH, Travian	Oklahoma	LB	1998-04
41	RODERICK, John	SMU	WR	1968	63	SMITH, Willie	Michigan	G-T	1961
74	RODRIGUEZ, Mike	Alabama	DT	1987	79	SMITH, Willie	East Carolina	T	2012
61	ROEDEL, Herb	Marquette	G	1961	29	SOMMER, Mike	George Washington	RB	1963
27	ROGERS, Carlos	Auburn	DB	2014	54	SO'OTO, Vic	BYU	LB	2012
52	ROMANO, Jim	Penn State	C	1982-84	63	SPENCER, Ollie	Kansas	G	1963
53	ROMANOWSKI, Bill	Boston College	LB	2002-03	36	SPENCER, Shawntae	Pittsburgh	DB	2012
89	ROSENSTIEL, Bob	Eastern Illinois	TE	1997	45	SPIVEY, Mike	Colorado	DB	1980
29	ROSS, Brandian	Youngstown St.	DB	2012-14	58	SQUIRE, Jack	Illinois	LB	1982-85
13	ROSS, Jeremy	California	WR	2015	12	STABLER, Ken	Alabama	QB	1970-79
78	ROTHER, Tim	Nebraska	T-DT	1989-90	61	STALLS, Dave	No. Colorado	DT	1983,85
26	ROUTT, Stanford	Houston	DB	2005-11	22	STARKS, Duane	Miami (Fla.)	CB	2006-07
74	ROWE, Dave	Penn State	DT	1975-78	4	STEINFORT, Fred	Boston College	K	1976
80	RUBKE, Karl	USC	DE	1968	10	STEMKE, Kevin	Wisconsin	P	2002
34	RUSSELL, Booker	SW Texas State	RB	1978-79	77	STEPHENS, Rich	Tulsa	G-T	1992-96
96	RUSSELL, Darrell	USC	DT-DE	1997-01	32	STEWART, Jeremy	Stanford	RB	2012-13
22	RUSSELL, Gary	Minnesota	RB	2009	80	STEWART, Joe	Missouri	WR	1978-79
2	RUSSELL, JaMarcus	Louisiana State	QB	2007-09	86	STEWART, Tony	Penn State	TE	2007-09
— S —					74	STINCHCOMB, Matt	Georgia	T	1999-03
64	SABAL, Ron	Purdue	T	1960-61	75	STONE, Jack	Oregon	T	1961-62
92,90	SANDS, Terrell	Tenn.-Chattanooga	DT	2003-08	62	STONE, James	Tennessee	C	2017
75	SANFORD, Brian	Temple	DE-DT	2013	86,15	STONE, John	Wake Forest	WR	2004
83	SANTIAGO, O.J.	Kent State	TE	2003	67	STONE, Ron	Boston College	G	2004-05
99	SAPP, Warren	Miami (Fla.)	DT	2004-07	39	STRACHAN, Steve	Boston College	RB	1985-89
64	SATELE, Samson	Hawaii	C	2009-11	80	STREATER, Rod	Temple	WR	2012-15
8	SCHAUB, Matt	Virginia	QB	2014	75	STRIGEL, Bill	Pacific	LB	1960
81	SCHILENS, Chaz	San Diego State	WR	2008-11	82	STRONG, Darrell	Pittsburgh	TE	2008
31	SCHMAUTZ, Ray	San Diego State	LB	1966	94	STUBBLEFIELD, Dana	Kansas	DT	2003
44	SCHMITT, Owen	West Virginia	RB	2012	76	SVIHUS, Bob	USC	T	1965-70
10,13	SCHROEDER, Jay	UCLA	QB	1988-92	89	SWEENEY, Steve	California	WR	1973
79	SCHUH, Harry	Memphis State	T	1965-70	56	SWILLING, Pat	Georgia Tech	DE	1995-96,98
30	SCHWEIGERT, Stuart	Purdue	DB	2004-07	56	SWORD, Sam	Michigan	LB	1999
27,37	SCOTT, Carey	Kentucky State	DB	2002-03	66	SYLVESTER, Steve	Notre Dame	C-G-T	1975-83
91	SCOTT, Trevor	Buffalo	DE-LB	2008-11	— T —				
65	SEILER, Paul	Notre Dame	T	1971-73	5	TALLEY, Stan	TCU	K	1987
92	SEYMOUR, Richard	Georgia	DE-DT	2009-12	31,32	TATUM, Jack	Ohio State	DB	1971-79
28	SHABAZZ, Siddeeq	New Mexico St.	DB	2003	61	TAUTOLO, John	UCLA	T	1987
71	SHARPE, David	Florida	T	2017	2	TAVECCHIO, Giorgio	California	K	2017
77	SHAUGHNESSY, Matt	Wisconsin	DE	2009-12	99	TAVES, Josh	Northeastern	DE	2000-01
32	SHAW, Glenn	Kentucky	RB	1963-64	49	TAYLOR, Billy	Texas Tech	RB	1982
22	SHAW, Terrance	Stephen F. Austin	DB	2002-03	96	TAYLOR, Malcolm	Tennessee State	DT	1987-88
84	SHEDD, Kenny	Northern Iowa	WR	1996-99	19	TAYLOR, Travis	Florida	WR	2007
43	SHELDON, Brady	Ferris State	LB	2017	20	TEAL, Willie	Louisiana State	DB	1987
78	SHELL, Art	Maryland State	T	1968-82	25	TERESA, Tony	San Jose State	RB	1960
21	SHEPPARD, Lito	Florida	DB	2011	35	TERRELL, David	Texas-El Paso	DB	2004
13,23	SHERMAN, Rod	USC	WR	1967,69-71	19	THIGPEN, Marcus	Indiana	WR	2015
58	SHIPP, Jackie	Oklahoma	LB	1989	55,94	THOMAS, Robert	UCLA	LB	2006-08
77	SHIRKEY, George	Stephen F. Austin	DT	1962	26	THOMAS, Skip	USC	DB	1972-77
49	SIANI, Mike	Villanova	WR	1972-77	59	THOMAS, William	Texas A&M	LB	2000-01
83	SIMONSON, Scott	Assumption	TE	2014	85	THOMPSON, Kenbrell	Cincinnati	WR	2014
49,50	SIMPSON, Jack	Mississippi	LB	1962-64	80	THOMS, Art	Syracuse	DT	1969-76
20	SIMPSON, Willie	San Francisco St.	RB	1962	31	THORPE, Neiko	Auburn	DB	2014-15
65	SIMS, Barry	Utah	G-T	1999-07	29	TILLMON, Tony	Texas	DB	1987
90	SIMS, Pat	Auburn	DT	2013-14	22	TODD, Larry	Arizona State	RB	1965-70
60	SISTRUNK, Otis	None	DE-DT	1972-79	58	TOLLEFSON, David	NW Missouri St.	DE	2012
78	SKREPENAK, Greg	Michigan	T	1992-95	41	TONGA, Manase	BYU	RB	2011
78	SLAUGHTER, Chad	Alcorn State	T	2002-06	29	TONGUE, Reggie	Oregon State	S	2005
73	SLIGH, Richard	N. Carolina College	T	1967	67	TOOMAY, Pat	Vanderbilt	DE	1977-79
45,58	SLOUGH, Greg	USC	LB	1971-72	54	TOOMER, Corey	Idaho	LB	2015
99	SMITH, Aldon	Missouri	LB	2015	30	TORAN, Stacey	Notre Dame	DB	1984-88
94	SMITH, Anthony	Arizona	DE	1991-97	93	TOWNSEND, Greg	TCU	DE-LB	1983,93,97
94	SMITH, Antonio	Oklahoma State	DT	2014	41	TRAWICK, Brynden	Troy	DB	2016
77	SMITH, Bubba	Michigan State	DE	1973-74	37	TRAPP, James	Clemson	DB	1993-98
23	SMITH, Charles	Utah	RB	1968-74	79	TRASK, Orville	Rice	DT	1962
72	SMITH, Hal	UCLA	DT	1961	62	TREU, Adam	Nebraska	C-G-T	1997-06
32	SMITH, James	Compton J.C.	RB	1960	72	TRUAX, Dalton	Tulane	DT	1960
86	SMITH, Jim	Michigan	WR	1985	88	TRUITT, Olanda	Mississippi State	WR	1996-97
29	SMITH, Jimmy	Elon	RB	1984	91	TUCK, Justin	Notre Dame	DE	2014-15
39,83	SMITH, Kevin	UCLA	TE	1992-94	8	TUJASOSOP, Marques	Washington	QB	2001-06,08
86	SMITH, Lee	Marshall	TE	2015-17	50	TUITELE, Maugaula	Colorado State	LB	2004
53	SMITH, Malcolm	USC	LB	2015-16	67	TURK, Dan	Wisconsin	C	1989-96
27	SMITH, Ron	Wisconsin	DB	1974	29,42	TURNER, Eric	UCLA	DB	1997-99
21	SMITH, Sean	Utah	DB	2016-17	71	TYSON, Richard	Tulsa	G	1966

ALL-TIME RAIDERS

No.	PLAYER	SCHOOL	POS	YEARS	No.	PLAYER	SCHOOL	POS	YEARS
— U —					— V —				
63	UPSHAW, Gene	Texas A&I	G	1967-81	66	WHITLEY, Curtis	Clemson	C-G	1997
91	UPSHAW, Regan	California	DE	2000-02	19	WHITNEY, Isaac	USC	WR	2017
39	URENDA, Herman	Los Angeles State	WR	1963	78	WHITTAKER, Scott	Kansas	C-T	1997
— W —					87	WHITTED, Alvis	North Carolina St.	WR	2002-06
25	VALDEZ, Vernon	San Diego	DB	1962	22	WHITTINGTON, Arthur	SMU	RB	1978-81
23	VAN DYKE, DeMarcus	Miami (Fla.)	DB	2011	68	WILKERSON, Bruce	Tennessee	G-T	1987-94, 98
30	van EEGHEN, Mark	Colgate	RB	1974-81	29	WILLIAMS, Brock	Notre Dame	DB	2004
94	VANDERDOES, Eddie	UCLA	DT	2017	90	WILLIAMS, Dan	Tennessee	DT	2015-16
50	VANN, Norwood	East Carolina	LB	1988	19	WILLIAMS, David	Illinois	WR	1987
91	VAN PELT, Brad	Michigan State	LB	1984-85	33	WILLIAMS, Denise	Oklahoma State	DB	1987
99	VAUGHAN, Ruben	Colorado	DT-DE	1982	85	WILLIAMS, Dokie	UCLA	WR	1983-87
68	VELDHEER, Jared	Hillsdale	T-C	2010-13	22	WILLIAMS, Harvey	LSU	RB-TE	1994-98
75	VELLA, John	USC	G-T	1972-79	45	WILLIAMS, Henry	San Diego State	DB	1979
41	VILLAPIANO, Phil	Bowling Green	LB	1971-79	29	WILLIAMS, Howie	Howard	DB	1964-69
78	VOIGHT, Bob	Los Angeles State	DE	1961	88	WILLIAMS, Jamie	Nebraska	TE	1994
— W —					34	WILLIAMS, Jermaine	Houston	RB	1998-99
32	WADDELL, Michael	North Carolina	DB	2008	59	WILLIAMS, K.D.	Henderson State	LB	1999
71	WADE, John	Marshall	C	2008	85	WILLIAMS, Marcus	Washington State	TE	2002
78	WAKEFIELD, Fred	Illinois	OL-DL	2008	17	WILLIAMS, Mike	USC	WR	2007
88	WALFORD, Clive	Miami (Fla.)	TE	2015-17	86	WILLIAMS, Randal	New Hampshire	TE	2005-06
25	VAUGHAN, Denard	LSU	DB	2004-05	25, 49	WILLIAMS, Ricky	Langston	DB	1985, 1987
86	WALKER, Derrick	Michigan	TE	1999	89	WILLIAMS, Rodney	Arizona	WR	1994-98
41	WALKER, Fulton	West Virginia	DB	1985-86	86	WILLIAMS, Roland	Syracuse	TE	2001-02, 04
84	WALKER, Javon	Florida State	WR	2008-09	54	WILLIAMS, Sam	Fresno State	LB	2003-10
66, 70	WALKER, Langston	California	TG	2002, 06, 09, 10	49	WILLIAMS, Willie	Grambling	DB	1966
38	WALKER, Marquis	Southern Missouri	DB	1998-99	24	WILLIAMSON, Fred	Northwestern	DB	1961-64
98	WALKER, Vance	Georgia Tech	DT	2013	52	WILLIAMSON, J.R.	Louisiana Tech	LB	1964-67
51, 59	WALLACE, Aaron	Texas A&M	LB-DE	1990-95, 97-98	38	WILLIS, Chester	Auburn	RB	1981-84
16	WALTER, Andrew	Arizona State	QB	2005-08	98	WILLIS, Mitch	SMU	DT	1985-88
72	WAND, Seth	NW Missouri St.	T	2007-08	98	WILSON, C.J.	East Carolina	DL	2014-15
28	WARD, B.J.	Florida State	DB	2007	28	WILSON, Gibril	Tennessee	DB	2008
95	WARD, Jihad	Illinois	DL	2016-17	6	WILSON, Marc	BYU	QB	1980-87
23	WARE, Jeremy	Michigan State	DB	2010	40	WILSON, Marcus	Virginia	RB	1991
69	WARE, Jylan	Alabama State	T	2017	52	WILSON, Martez	Illinois	LB	2013
80	WARE, Tim	USC	WR	1989	26, 48	WILSON, Nemiah	Grambling	DB	1968-74
61	WARREN, Gerard	Florida	DT	2007-09	50	WILSON, Otis	Louisville	LB	1989
20, 22	WARREN, Jimmy	Illinois	DB	1970-74, 77	16	WILSON, Wade	East Texas State	QB	1998-99
78	WARZEKA, Ron	Montana State	DE	1960	96	WIMBLEY, Kamerion	Florida State	LB	2010-11
33	WASHINGTON, DeAndre	Texas Tech	RB	2016-17	90	WISE, Mike	UC Davis	DE	1986-90
27	WASHINGTON, Fabian	Nebraska	CB	2005-07	61	WISNIEWSKI, Stefan	Penn State	G-C	2011-14
23, 48	WASHINGTON, Lionel	Tulane	DB	1987-94, 97	76	WISNIEWSKI, Steve	Penn State	G	1989-91
91	WASHINGTON, Ronnie	NE Louisiana	LB	1987	17	WOLFF, Scott	Mt. Union	QB	1987
92	WASHINGTON, Ted	Louisville	DT	2004-05	77	WONG, Joe	BYU	G-T	2003
19	WATKINS, Todd	BYU	WR	2008-09	18	WOOD, Dick	Auburn	QB	1965
71	WATSON, Menelik	Florida State	T	2013-16	57	WOODEN, Terry	Syracuse	LB	1998
54	WATTS, Robert	Boston College	LB	1978	58	WOODLEY, LaMarr	Michigan	DE	2014
20	WATTS, Ted	Texas Tech	DB	1981-84	88	WOODS, Chris	Auburn	WR	1987-88
44	WAYMER, Dave	Notre Dame	DB	1992	24	WOODSON, Charles	Michigan	DB	1998, 05, 13, 15
49	WEATHERS, Carl	San Diego State	LB	1970-71	26	WOODSON, Rod	Purdue	DB	2002-03
52	WEAVER, Gary	Fresno State	LB	1973-74	56	WOODSON-LUSTER, Xavier	Arkansas State	LB	2017
76	WEBB, J'Marcus	West Texas A&M	G/T	2015	89	WRIGHT, Alexander	Auburn	WR	1992-94
81	WELLS, Warren	Texas Southern	WR	1967-70	66	WRIGHT, Steve	Northern Iowa	T	1987-93
52	WESTBROOKS, Greg	Colorado	LB	1978-81	41	WYATT, Alvin	Bethune-Cookman	DB	1970
47	WHEATLEY, Tyrone	Michigan	RB	1999-03	— Y —				
63, 67	WHEELER, Dwight	Tennessee State	C-T	1984, 87-88	26	YOUNG, Usama	Kent State	DB	2014
52	WHEELER, Philip	Georgia Tech	LB	2012	78	YOUSO, Frank	Minnesota	T	1963-65
82	WHEELER, Ron	Washington	TE	1987	— Z —				
96	WHITE, Alberto	Texas Southern	DE	1994	74	ZECHER, Rich	Utah State	T	1965
29	WHITE, Eugene	Florida A&M	RB	1962	28	ZEREQUE, Amos	West Virginia	RB	2004
					69	ZOGG, Jon	Boise State	G	1987

ALL-TIME NUMBERS

No.	PLAYER	SCHOOL	POS	YEARS			
0	OTTO, Jim*	Miami (Fla.)	C	1961-74	11	HEINRICH, Don	Washington QB 1962
1	CURRY, Ronald*	North Carolina	WR	2002		EISCHIED, Mike	K 1966-71
2	ARAGUZ, Leo	Stephen F. Austin	P	1996-99		HUMM, David	Nebraska QB 1975-79
	BROOKS, Aaron	Virginia	QB	2006		EVANS, Vince	USC QB 1987-95
	RUSSELL, JaMarcus	Louisiana State	QB	2007-09		KLINGER, David*	Houston QB 1996
	PRYOR, Terrelle*	Ohio State	QB	2013		JANIKOWSKI, Sebastian	Florida State K 2000-17
	TAVECCHIO, Giorgio	California	K	2017	12	LARSON, Paul	California QB 1960
3	AGAJANIAN, Ben	New Mexico	K	1962		PAPAC, Nick	Fresno State QB 1961
	RUSSELL, Daryle	Notre Dame	QB	1967-74		GALLEGOS, Chon	San Jose State QB 1962
	GAMACHE, Vince	Cal State-Northridge	K	1987		GREEN, Charley	Wittenberg QB 1966
	GEORGE, Jeff	Illinois	QB	1997-98		STABLER, Ken	Alabama QB 1970-79
	DALUISO, Brad	UCLA	K	2001		HILGER, Rusty	Oklahoma State QB 1985-87
	MIRER, Rick	Notre Dame	QB	2003		MARINOVICH, Todd	USC QB 1991-92
	FRYE, Charlie	Akron	QB	2009		HOLLAS, Donald	Rice QB 1998
	PALMER, Carson	USC	QB	2011-12		GANNON, Rich	Delaware QB 1999-04
	MANUEL, EJ	Florida State	QB	2017		McCOWN, Josh	Sam Houston State QB 2007
4	DePOYSTER, Jerry	Wyoming	K	1971-72		HEYWARD-BEY, Darius*	Maryland WR 2009
	STEINFORT, Fred	Boston College	K	1976		FORD, Jacoby	Clemson WR 2010-13
	HARDY, David	Texas A&M	K	1987		BUTLER, Brice*	San Diego State WR 2014
	CARR, Derek	Fresno State	QB	2014-17	13	LAWRENCE, Larry	Iowa QB 1974-75
5	BREECH, Jim	California	K	1979		SHERMAN, Rod*	USC QB 1969-71
	TALLEY, Stan	TCU	K	1987		SCHROEDER, Jay*	UCLA QB 1988-91
	FORD, Cole	USC	K	1995-97		BUCHANON, William	USC WR 2006
	HUSTED, Michael	Virginia	K	1999		FIGURS, Yamon	Kansas State WR 2010
	CONWAY, Brett	Penn State	K	2000		ROSS, Jeremy	California WR 2015
	COLLINS, Kerry	Penn State	QB	2004-05	14	ENIS, Hunter	TCU QB 1962
	GRADKOWSKI, Bruce	Toledo	QB	2009-10		BILETNIKOFF, Fred*	Florida State WR 1965-66
6	JAKOWENKO, George	Syracuse	K	1974		MANN, Errol	North Dakota K 1976-78
	WILSON, Marc	BYU	QB	1980-87		GOLTZ, Rick	Simon Fraser DE 1987
	GOSSETT, Jeff*	Eastern Illinois	P	1988-90		HOYING, Bobby	Ohio State QB 1999-00
	NEDNEY, Joe	San Jose State	K	1999		McFOY, Chris	USC WR 2007
	PRYOR, Terrelle*	Ohio State	QB	2011-12		McGLOIN, Matt	Penn State QB 2013-16
7	PASTORINI, Dan	Santa Clara	QB	1980	15	FLORES, Tom	Pacific QB 1960-61
	BEUERLEIN, Steve	Notre Dame	QB	1988-89		RAE, Mike	USC QB 1976-78
	GOSSETT, Jeff*	Eastern Illinois	P	1991-96		WARE, Tim*	USC WR 1989
	KLINGER, David*	Houston	QB	1997		HOSTETLER, Jeff	West Virginia QB 1993-96
	DAVIS, Greg	The Citadel	K	1998		STONE, John*	Wake Forest WR 2004
	JOHNSON, Rob	USC	QB	2003		HIGGINS, Johnnie Lee	UTEP WR 2007-10
	LOSMAN, J.P.	Tulane	QB	2009		FLYNN, Matt	LSU QB 2013
	BOLLER, Kyle	California	QB	2010-11		CRABTREE, Michael	Texas Tech WR 2015-17
	LEINART, Matt	USC	QB	2012	16	BLANDA, George	Kentucky QB-K 1967-75
	KING, Marquette	Fort Valley State	P	2013-17		PLUNKETT, Jim	Stanford QB 1979-86
8	GUY, Ray	SMU	K	1973-86		CAMARILLO, Rich	Washington P 1996
	TUIASOSOPO, Marques	Washington	QB	2001-06,08		WILSON, Wade	East Texas State QB 1998
	CULPEPPER, Daunte	UCF	QB	2007		PEETE, Rodney	USC QB 2001
	CAMPBELL, Jason	Auburn	QB	2010-11		WALTER, Andrew	Arizona State QB 2006-08
	SCHAUB, Matt	Virginia	QB	2014		HOLTON, Johnny	Cincinnati WR 2016-17
	COOK, Connor*	Michigan State	QB	2016	17	REYNOLDS, M.C.	Louisiana State QB 1962
9	HOBERT, Billy Joe	Washington	QB	1995-96		GROSSART, Kyle*	Oregon State QB 1980
	LECHLER, Shane	Texas A&M	P	2000-12		WOOLF, Scott	Mt. Union QB 1987
10	PARILLI, Babe	Kentucky	QB	1960		MARTIN, Tee	Tennessee QB 2003
	MERCER, Mike	Northern Arizona	K	1963-66		DWIGHT, Tim	Iowa WR 2007
	DICKEY, Eldridge	Tennessee State	WR	1968-71		WILLIAMS, Mike	USC WR 2007
	BAHR, Chris	Penn State	K	1980-88		MOORE, Denarius	Tennessee WR 2011-14
	SCHROEDER, Jay*	UCLA	QB	1992	18	WOOD, Dick	Auburn QB 1965
	STEMKE, Kevin	Wisconsin	P	2002		JAEGER, Jeff	Washington K 1989-95
	FRANCIS, Carlos	Texas Tech	WR	2004		MOSS, Randy	Marshall WR 2005-06
	HOLLAND, Jonathan*	Louisiana Tech	WR-DB	2008		MURPHY, Louis	Florida WR 2009-11
	HAGAN, Derek*	Arizona State	WR	2012		HOLMES, Andre	Hillsdale WR 2013-16
	JENKINS, Greg	Alabama State	WR	2013		COOK, Connor*	Michigan State QB 2017
	ROBERTS, Seth	West Alabama	WR	2015-17	19	DAVIDSON, Cotton	Baylor QB 1962-68
						WILLIAMS, David	Illinois WR 1987
						MORANT, Johnnie	Syracuse WR 2004-06
						TAYLOR, Travis	Florida WR 2007
						WATKINS, Todd	BYU WR 2008-09
						BUTLER, Brice*	San Diego State WR 2013
						BROWN, Vincent	San Diego State WR 2014

ALL-TIME NUMBERS

THIGPEN, Marcus	Indiana	WR	2015
WHITNEY, Isaac	USC	WR	2017
20 FULLER, Charles	San Francisco State	RB	1961-62
SIMPSON, Willie	San Francisco State	RB	1962
POWERS, Warren	Nebraska	DB	1963-68
ALLEN, Jackie	Baylor	RB	1969
WARREN, Jimmy*	Illinois	DB	1970-74
COLZIE, Neal*	Ohio State	DB	1976-78
HIPP, I.M	Nebraska	RB	1980
WATTS, Ted	Texas Tech	DB	1981-84
CARR, Chetti	NW Oklahoma	WR	1987
TEAL, Willie	Louisiana State	DB	1987
McLEMORE, Chris	Arizona	RB	1987-88
PRICE, Dennis*	UCLA	DB	1989
HOSKINS, Derrick	Southern Mississippi	DB	1992-95
CARTER, Perry	Mississippi	DB	1996-98
JAMES, Tory	LSU	DB	2000-02
FARGAS, Justin*	USC	RB	2003-05
ECHEMANDU, A.	California	RB	2006
McFADDEN, Darren	Arkansas	RB	2008-14
ALLEN, Nate	South Florida	DB	2015-16
MELIFONWU, Obi	Connecticut	DB	2017
21 FLEMING, George	Washington	RB	1961
LEWIS, Harold	Houston	RB	1962
DORSEY, Dick	USC	WR	1962
MINGO, Gene	None	K	1964-65
BIRD, Rodger	Kentucky	DB	1966-68
BRANCH, Cliff	Colorado	WR	1972-85
CALHOUN, Rick	Cal State-Fullerton	RB	1987
FELLOWS, Ron	Missouri	DB	1987-88
LEWIS, Garry	Alcorn State	DB	1990-91
MONTGOMERY, Tyrone	Mississippi	RB	1993-94
CARRINGTON, Darren	Northern Arizona	DB	1996
ALLEN, Eric	Arizona State	DB	1998-01
ASOMUGHUA, Nnamdi	California	DB	2003-10
SHEPPARD, Lito	Florida	DB	2011
BARTELL, Ron	Howard	DB	2012
JENKINS, Mike	South Florida	CB	2013
JONES-DREW, Maurice	UCLA	RB	2014
McDONALD, Dexter*	Kansas	DB	2015
SMITH, Sean	Utah	DB	2016-17
22 CROW, Wayne	California	RB-DB	1960-61
MONTALBO, Mel	Utah State	DB	1962
GUY, Louie	Mississippi	DB	1964
TODD, Larry	Arizona State	RB	1965-70
WARREN, Jimmy*	Illinois	DB	1977
WHITTINGTON, Arthur	SMU	RB	1978-81
HAYNES, Mike	Arizona State	DB	1983-89
CRAIG, Roger	Nebraska	RB	1991
WILLIAMS, Harvey	LSU	RB-TE	1994-98
MINCY, Charles	Washington	DB	1999
SHAW, Terrance	Stephen F. Austin	DB	2002-03
HILL, Renaldo	Michigan State	CB	2005
STARKS, Duane	Miami (Fla.)	CB	2006
MILLER, Justin	Clemson	DB	2008-09
RUSSELL, Gary	Minnesota	RB	2009
McFADDEN, Walter	Auburn	CB	2010
JONES, Taiwan	Eastern Wash.	RB-DB	2011-16
CONLEY, Gareon	Ohio State	DB	2017
23 LARSCHEID, Jack	Pacific	RB	1960-61
RIVERA, Hank	Oregon State	DB	1962
DICKINSON, Bo	Southern Miss.	RB	1964
SHERMAN, Rod*	USC	WR	1967
SMITH, Charles	Utah	RB	1968-74
HART, Harold*	Texas Southern	RB	1978
McKINNEY, Odis	Colorado	DB	1980-86
HORTON, Ethan*	North Carolina	RB-TE	1987
CRUDUP, Derrick	Oklahoma	DB	1989-91
SEALE, Sam*	W. State (Colo.)	WR-DB	1992
JORDAN, Randy*	North Carolina	RB	1993
LYONS, Lamar	Washington	RB	1996

WASHINGTON, Lionel*	Tulane	DB	1997
GORDON, Darrien	Stanford	DB	1999-00
POPE, Marquez*	Fresno State	DB	2001
HILL, Madre	Arkansas	RB	2002
ANDERSON, Marques	UCLA	DB	2004
CARR, Chris	Boise State	DB	2005-07
HALL, DeAngelo	Virginia Tech	DB	2008
HOLLAND, Jonathan*	Louisiana Tech	WR-DB	2009
WARE, Jeremy	Michigan State	DB	2010
VAN DYKE, DeMarcus	Miami (Fla.)	DB	2011
HANSON, Joselio	Texas Tech	DB	2012
PORTER, Tracy	Indiana	DB	2013
BROWN, Tarell	Texas	DB	2014
McDonald, Dexter*	Kansas	DB	2016-17

24 KEYES, Bob	San Diego	RB	1960
WILLIAMSON, Fred	Northwestern	DB	1961-64
BROWN, Willie	Grambling	DB	1967-78
HARKEY, Lance	Illinois	DB	1987
BROWN, Ron	Arizona State	DB-KR	1990
BATES, Patrick*	Texas A&M	DB	1994
BROWN, Larry	TCU	DB	1996-97
WOODSON, Charles	Michigan	DB	1998-05, 13-15
HUFF, Michael	Texas	DB	2006-12
LYNCH, Marshawn	California	RB	2017

25 TERESA, Tony	San Jose State	RB	1960
VALDEZ, Vernon	San Diego	DB	1962
GIBSON, Claude	North Carolina State	DB	1963-65
BILETNIKOFF, Fred*	Florida State	WR	1967-78
PHILLIPS, Irvin	Arkansas Tech	DB	1983
WILLIAMS, Ricky*	Langston	DB	1987
LAND, Dan	Albany State	DB	1989-97
PRIOR, Anthony	Washington State	DB	1998
GARNER, Charlie	Tennessee	RB	2001-03
WALKER, Denard	LSU	DB	2004-05
FARGAS, Justin*	USC	RB	2006-09
CARTWRIGHT, Rock	Kansas State	RB	2010-11
GOODSON, Mike	Texas A&M	RB	2012
HAYDEN, DJ	Houston	DB	2013-16
McCRAY, Demetrius	Appalachian State	DB	2017

26 McFARLANE, Nyle	BYU	DE	1960
WILSON, Nemiah*	Grambling	DB	1968-70
THOMAS, Skip	USC	DB	1972-77
HAWKINS, Clarence	Florida A&M	RB	1979
MOODY, Keith	Syracuse	DB	1980
McELROY, Vann	Baylor	DB	1982-90
KAUFMAN, Napoleon	Washington	RB	1995-00
GIBSON, Derrick	Florida State	DB	2001
WOODSON, Rod	Purdue	DB	2002-03
ROUTT, Stanford	Houston	DB	2005-11
LEE, Pat	Auburn	DB	2012
YOUNG, Usama	Kent State	DB	2013-14
HELU Jr., Roy	Nebraska	RB	2015
LUANI, Shalom	Washington State	DB	2017

27 CANNAVINO, Joe	Ohio State	DB	1960-61
BOYNTON, George	East Texas State	DB	1962
MOSTARDO, Rich	Kent State	DB	1962
KRAKOSKI, Joe	Illinois	DB	1963-66
ELLISON, Glenn	Arkansas	RB	1971
SMITH, Ron	Wisconsin	DB	1974
RICH, Randy	New Mexico	DB	1978
HAWKINS, Frank	Nevada	RB	1981-87
GAINER, Derrick	Florida A&M	RB	1992
JONES, Calvin*	Nebraska	RB	1994
BRANCH, Calvin*	Colorado State	DB	1997-00
SCOTT, Carey*	Kentucky State	DB	2002
JENKINS, Ronney	Northern Arizona	RB-KR	2003
REDMOND, J.R.	Arizona State	RB	2003-04
WASHINGTON, Fabian	Nebraska	CB	2005-07
BAKER, Rashad	Tennessee	DB	2008
BROWN, Stevie	Michigan	DB	2010
GIORDANO, Matt	California	DB	2011-12

ALL-TIME NUMBERS

JENNINGS, Rashad	Liberty	RB	2013	McCANN, Bryan	SMU	DB	2011
ROGERS, Carlos	Auburn	DB	2014	STEWART, Jeremy	Stanford	RB	2012-13
MAYS, Taylor	USC	DB	2015	LAMBERT, Keenan	Norfolk State	DB	2015
NELSON, Reggie	Florida	DB	2016-17	HAMILTON, Antonio	South Carolina State	DB	2016-17
28 MACON, Ed	Pacific	DB	1960	33 MAYBERRY, Doug	Utah State	RB	1963
GARNER, Bob	Fresno State	DB	1961-62	CANNON, Billy	Louisiana State	TE	1964-69
DAVIS, Clarence	USC	RB	1971-78	CARTER, Louis	Maryland	RB	1975
MONTGOMERY, Cleo	Abilene Christian	RB-WR	1981-85	JENNINGS, Rick	Maryland	WR	1976-77
HARRISON, Rob	Sacramento State	RB	1987	KING, Kenny	Oklahoma	RB	1980-85
BELL, Greg	Notre Dame	RB	1990	WILLIAMS, Demise	Oklahoma State	DB	1987
ROBINSON, Greg	NE Louisiana	RB	1993	ANDERSON, Eddie	Fort Valley State	DB	1987-97
JORDAN, Randy	North Carolina	RB	1998-02	BROOKS, Bucky	North Carolina	DB	1998
SHABAZZ, Siddeeq	New Mexico State	DB	2003	DORSETT, Anthony	Pittsburgh	DB	2000-03
ZEREOUE, Amos	West Virginia	RB	2004	EASY, Omar	Penn State	RB	2005
WARD, BJ	Florida State	DB	2007	RHODES, Dominic	Midwestern State	RB	2007
WILSON, Gibril	Tennessee	DB	2008	BRANCH, Tyvon	Connecticut	DB	2008-14
PORTER, Joe	Rutgers	DB	2011	WASHINGTON, DeAndre	Texas Tech	RB	2016-17
ADAMS, Phillip	South Carolina State	DB	2012-13	34 OTTO, Gus	Missouri	LB	1965-72
MURRAY, Latavius	UCF	RB	2014-16	HART, Harold*	Texas Southern	RB	1974-75
29 HARRIS, John	Santa Monica J.C.	DB	1960-61	KUNZ, Terry	Colorado	RB	1976-77
WHITE, Eugene	Florida A&M	RB	1962	RUSSELL, Booker	SW Texas State	RB	1978-79
SOMMER, Mike	George Washington	RB	1963	PRUITT, Greg	Oklahoma	RB	1982-84
WILLIAMS, Howie	Howard	DB	1964-69	McCALLUM, Napoleon*	Navy	RB	1986
PROUT, Bob	Knox College	DB	1974	JACKSON, Bo	Auburn	RB	1987-90
GINN, Hubie	Florida A&M	RB	1976-78	FENNER, Derrick	North Carolina	RB	1995-97
SMITH, Jimmy	Elon	RB	1984	WILLIAMS, Jermaine	Houston	RB	1998-99, 2001
TILLMON, Tony	Texas	DB	1987	HASTY, James	Washington State	DB	2001
CARTER, Russell	SMU	DB	1988-89	BUCHANAN, Ray	Louisville	DB	2004
DICKERSON, Eric	SMU	RB	1992	JORDAN, LaMont	Maryland	RB	2005-07
BATES, Patrick*	Texas A&M	DB	1993	DAVIS, Jason	Illinois	RB	2008
LEWIS, Albert	Grambling	DB	1994-98	MITCHELL, Mike	Ohio	DB	2009-12
TURNER, Eric*	UCLA	DB	1999	ATKINSON III, George	Notre Dame	RB	2014
WILLIAMS, Brock	Notre Dame	DB	2004	HOOD, Elijah	North Carolina	RB	2017
TONGUE, Reggie	Oregon State	S	2005	35 KOWALCZYK, Walt	Michigan State	RB	1961
BUSH, Michael	Louisville	RB	2008-11	MORROW, Tom	Southern Miss.	DB	1962-64
ROSS, Brandon	Youngstown State	DB	2012-14	DIXON, Hewritt	Florida A&M	RB	1966-70
AMERSON, David	North Carolina State	DB	2015-17	PHILLIPS, Jess	Michigan State	RB	1975
30 HAGBERG, Roger	Minnesota	RB	1965-69	ROBISKIE, Terry	Louisiana State	RB	1977-79
van EEGHEN, Mark	Colgate	RB	1974-81	O'STEEN, Dwayne	San Jose State	DB	1980-81
TORAN, Stacey	Notre Dame	DB	1984-88	SMITH, Steve	Penn State	RB	1987-93
NEWMAN, Anthony	Oregon	DB	1998-99	ASKA, Joe	Central Oklahoma	RB	1995-97
SCHWEIGERT, Stuart	Purdue	DB	2004-07	TERRELL, David	UTEP	DB	2004
BOYD, Jerome	Oregon	DB	2009, 11	BOWIE, John	Cincinnati	DB	2007-09
RICHARD, Jalen	LSU	RB	2016-17	CHEKWA, Chimdi	Ohio State	DB	2011-14
31 LOTT, Billy	Mississippi	RB	1960	McDONALD, Dewey	California (Pa.)	DB	2015
SCHMAUTZ, Ray	San Diego State	LB	1966	36 DANIELS, Clem	Prairie View	RB	1961-67
TATUM, Jack*	Ohio State	DB	1971-73	EDWARDS, Lloyd	San Diego State	TE	1969
GARRETT, Carl	NM Highlands	RB	1976-77	HUDSON, Bob	NE Oklahoma	RB	1973-74
JENSEN, Derrick	Texas Arlington	RB-TE	1979-86	MOORE, Manfred	USC	RB	1976
ELLIS, Craig	San Diego State	RB	1987	DAVIS, Mike	Colorado	DB	1978-85
PORTER, Kerry	Washington State	RB	1989	HILL, Greg	Oklahoma State	DB	1987
DIXON, Rickey	Oklahoma	DB	1993	McDANIEL, Terry	Tennessee	DB	1988-97
KING, Joe	Oklahoma State	DB	1995	GIBSON, Derrick*	Florida State	DB	2002-06
LEVITT, Chad	Cornell	RB	1997	GRIFFITH, Justin	Mississippi State	RB	2007-08
BUCHANON, Phillip	Miami (Fla.)	DB	2002-04	PARKER, Ron	Newberry	DB	2011
EUGENE, Hiram	Louisiana Tech	DB	2007-10	SPENCER, Shawntae	Pittsburgh	DB	2012
FRANCIES, Coye	San Jose State	DB	2012	DOWLING, Ras-I	Virginia	DB	2014
THORPE, Neiko	Auburn	DB	2014-15	37 MILLER, Alan	Boston College	RB	1961-63, 65
32 SMITH, J.D.	Compton	HB	1960	RIDLEHUBER, Preston	Georgia	RB	1968
JONES, Jim	Washington	LB	1961	MacKINNON, Jacques	Colgate	TE	1970
RIEVES, Charles*	Houston	LB	1962	REINFELDT, Mike	Wisconsin, Milwaukee	DB	1976
SHAW, Glenn	Kentucky	RB	1963-64	HAYES, Lester	Texas A&M	DB	1977-86
JACKSON, Bobby	New Mexico State	RB	1964	LLOYD, Doug	North Dakota State	RB	1991
JACKSON, Richard	Southern	LB	1966	TRAPP, James	Clemson	DB	1993-98
HIGSMITH, Don	Michigan State	RB	1970-72	HARRIS, Johnnie*	Mississippi State	DB	2000-01
TATUM, Jack*	Ohio State	DB	1974-79	SCOTT, Carey*	Kentucky State	DB	2003
ALLEN, Marcus	USC	RB	1982-92	BRANCH, Calvin	Colorado State	DB	2005
CROCKETT, Zack	Florida State	RB	1999-06	JOHNSON, Chris	Louisville	DB	2007-11
WADDELL, Michael	North Carolina	DB	2008	CASEY, Chance	Baylor	CB	2013-14
BENNETT, Michael	Wisconsin	RB	2010	McDONALD, Tevin	Eastern Wash.	DB	2015

ALL-TIME NUMBERS

38	SMITH, James	Compton J.C.	RB	1960	44	DOUGHERTY, Bob	Kentucky	LB	1960-63
	BANKS, Estes	Colorado	RB	1967		GILLET, Fred	Los Angeles State	TE	1964
	KOY, Ted	Texas	TE	1970		HUBBARD, Marv*	Colgate	RB	1970-75
	BESS, Rufus	South Carolina St.	DB	1979		OWENS, Burgess	Miami (Fla.)	DB	1980-82
	WILLIS, Chester	Auburn	RB	1981-84		ADAMS, Stefan	East Carolina	DB	1986-89
	HILL, Rod	Kentucky State	DB	1987		WAYMER, Dave	Notre Dame	DB	1992
	PRICE, Dennis	UCLA	DB	1988		RATHMAN, Tom	Nebraska	RB	1994
	BELL, Nick	Iowa	RB	1991-93		JONES, Calvin*	Nebraska	RB	1995
	WALKER, Marquis	Southern Missouri	DB	1998-99		MILLS, John Henry*	Wake Forest	LB-TE	1998
	LOVE, Clarence	Toledo	DB	2002-03		HARRIS, Johnnie*	Mississippi State	DB	1999
	POOLE, Tyrone	Fort Valley State	CB	2006		HETHERINGTON, Chris	Yale	FB	2003-04
	ECHEMANDU, A.	California	RB	2007		LAWTON, Luke	McNeese State	RB	2008-09
	NELMS, Cory	Miami (Fla.)	DB	2012		NDUKWE, Chinedum	Notre Dame	DB	2011
	CARRIE, TJ	Ohio	DB	2014-17		SCHMITT, Owen	West Virginia	RB	2012
39	URENDA, Herman	Pacific	WR	1963	45	McMILLIN, Jim	Colorado State	DB	1963-64
	ATKINS, Pervis	New Mexico State	WR	1965-66		GRAYSON, David	Oregon	DB	1965-70
	HUBBARD, Marv*	Colgate	RB	1969		SLOUGH, Greg*	USC	LB	1972
	HALL, Willie	USC	LB	1975-78		COLZIE, Neal	Ohio State	DB	1975
	STRACHAN, Steve	Boston College	RB	1985-89		WILLIAMS, Henry	San Diego State	DB	1979
	SMITH, Kevin*	UCLA	TE	1992-93		SPIVEY, Mike	Colorado	DB	1980
	PICKENS, Bruce	Nebraska	DB	1995		DAVIS, James	Southern	DB	1982-87
	JENNINGS, Brandon	Texas A&M	DB	2000-02		HARDEN, Mike	Michigan	DB	1989-90
	McGILL II, Keith	Utah	DB	2014-17		FULCHER, David	Arizona State	LB	1993
						BUNCH, Jarrod	Michigan	RB	1994
						HALL, Tim	Robert Morris	RB	1996-97
						REECE, Marcel	Washington	RB	2009-15
40	ROBERSON, Bo	Cornell	WR	1962-65	46	JOYNER, L.C.	Diablo Valley J.C.	DB	1960
	BANASZAK, Pete	Miami (Fla.)	RB	1966-78		REYNOLDS, Billy	Pittsburgh	RB	1960
	BERNS, Rick	Nebraska	RB	1982-83		COSTA, Dave	Utah	DT	1963-65
	LEE, Zeph	USC	RB-DB	1987-89		ENYART, Bill	Oregon State	LB	1971
	WILSON, Marcus	Virginia	RB	1991		BANKSTON, Warren	Tulane	TE	1973-78
	BRABHAM, Cary	SMU	DB	1994		CHRISTENSEN, Todd	BYU	RB-TE	1979-88
	RITCHIE, Jon	Stanford	RB	1998-02		DORN, Torin	North Carolina	DB	1990-93
	COOPER, Jarrod	Kansas State	DB	2004-07		KIDD, Carl	Arkansas	DB	1995-96
	RANKIN, Louis	Washington	RB	2009		O'NEAL, Oren	Arkansas State	FB	2007-09
41	RODERICK, John	SMU	WR	1968	47	BRAVO, Alex	Cal Poly, SLO	DB	1960-61
	WYATT, Alvin	Bethune-Cookman	DB	1970		McCLOUGHAN, Kent	Nebraska	DB	1965-70
	VILLAPIANO, Phil	Bowling Green	LB	1971-79		QUEEN, Jeff	Morgan State	RB-TE	1972-73
	WALKER, Fulton	West Virginia	DB	1985-86		PHILLIPS, Charles	USC	DB	1975-79
	FOSTER, Ron	Cal State-Northridge	DB	1987		BESSILLIEU, Don	Georgia Tech	DB	1983,85
	GREENWOOD, David	Wisconsin	DB	1988		BROWNE, Jim	Boston College	RB	1987
	EDMONDS, Bobby Joe	Arkansas	WR	1989		FRANK, Donald	Winston-Salem	DB	1994
	McCALLUM, Napoleon*	Navy	RB	1990-94		WHEATLEY, Tyrone	Michigan	RB	1999-04
	RIDDICK, Louis	Pittsburgh	DB	1998		GAFFORD, Thomas	Houston	LS	2015
	JOHNSON, Eric	Nebraska	LB-DB	2000-03		COWSER, James	Southern Utah	LB-DE	2016-17
	TONGA, Manase	BYU	RB	2011					
	DOWLING, Jonathan	Western Kentucky	DB	2014					
	TRAWICK, Brynden	Troy	DB	2016					
	HARRIS, Erik	California (Pa.)	DB	2017					
42	CRAIG, Dobie	Howard Payne	WR	1962-63	48	RIEVES, Charles*	Houston	LB	1963
	LASKEY, Bill	Michigan	LB	1966-70		BUDNESS, Bill	Boston University	LB	1964-70
	MAXWELL, Tom	Texas A&M	DB	1971-73		WILSON, Nemiah*	Grambling	DB	1971-74
	JACKSON, Steve	Louisiana State	DB	1977		HILL, Kenny	Yale	DB	1981-83
	JACKSON, Monte	San Diego State	DB	1978-82		WASHINGTON, Lionel*	Tulane	DB	1987-94
	MUELLER, Vance	Occidental	RB	1986-90		MUSTAFAA, Najee	Georgia Tech	DB	1995
	LOTT, Ronnie	USC	DB	1991-92		DAVISON, Jerone	Arizona State	RB	1996-97
	BALL, Eric	UCLA	RB	1995		CHRISTENSON, Brandon	NW Oklahoma St.	TE	2002
	TURNER, Eric*	UCLA	DB	1997-98					
	RAY, Marcus	Michigan	DB	1999					
	KIRBY, Terry	Virginia	RB	2000-02					
	NASH, Keyon	Albany State	DB	2004					
	LEE, ReShard	Middle Tennessee St.	RB	2006					
	JOHNSON, Shelton	Wisconsin	S	2013					
	ASANTE, Larry	Nebraska	DB	2014-15					
	JOSEPH, Karl	West Virginia	DB	2016-17					
43	COOLBAUGH, Bob	Richmond	WR	1961	49	SIMPSON, Jack*	Mississippi	LB	1962-63
	ATKINSON, George	Morris Brown	DB	1968-77		HERMANN, Dick	Florida State	LB	1965
	MATTHEWS, Ira	Wisconsin	RB-WR	1979-81		WILLIAMS, Willie	Grambling	DB	1966
	McCALL, Joe	Pittsburgh	RB	1984		WEATHERS, Carl	San Diego State	LB	1970-71
	SEALE, Sam*	Western State (Colo.)	WR-DB	1985-87		SIANI, Mike	Villanova	WR	1972-77
	PATTERSON, Elvis	Kansas	DB	1990-93		TAYLOR, Billy	Texas Tech	RB	1982
	LYNCH, Lorenzo	Sacramento State	DB	1996-97		JACKSON, Victor	Bowie State	DB	1987
	COMBS, Derek	Ohio State	DB	2002		WILLIAMS, Ricky*	Langston	RB	1985
	SHELDON, Brady	Ferris State	LB	2017		BENDER, Wes	USC	RB	1994
						POPE, Marquez*	Fresno State	DB	2000
						BRIGHAM, Jeremy*	Washington	TE	2002
						FOSCH, John Paul	Georgia Tech	FB	2005-06
						OLAWALE, Jamize	North Texas	RB	2012-17
50	OTTO, Jim*	Miami (Fla.)	C	1960	50	SIMPSON, Jack*	Mississippi	LB	1964

ALL-TIME NUMBERS

BENSON, Duane	Hamline	LB	1967-71	SO'OTO, Vic	BYU	LB	2012
DALBY, Dave	UCLA	C-G	1972-85	McFADDEN, Marshall	South Carolina St.	LB	2013
BYRD, Darryl*	Illinois	LB	1987	FILIMOEATU, Bojay	Utah State	LB	2014
VANN, Norwood	East Carolina	LB	1988	TOOMER, Korey	Idaho	LB	2015
WILSON, Otis	Louisville	LB	1989	RILEY Jr., Perry	LSU	LB	2016
ELLISON, Riki	USC	LB	1990-92	55 MORRIS, Riley*	Florida A&M	DE	1960-61
MORTON, Mike	North Carolina	LB	1995-98	CONNERS, Dan*	Miami (Fla.)	LB	1966-74
BARTON, Eric	Maryland	LB	1999-03	MILLEN, Matt	Penn State	LB	1980-88
TUIELE, Mangua	Colorado State	LB	2004	GORDON, Alex	Cincinnati	LB	1990
EKEJUBA, Isaiah	Virginia	LB	2005-09	FOLSTON, James	Northeast Louisiana	LB	1994-98
GOETHEL, Travis	Arizona State	LB	2010-12	BROOKS, Bobby	Fresno State	LB	1999-01
MAIAVA, Kaluka	USC	LB	2013-14	PIERSON, Shurron	South Florida	LB	2003
HADLEY, Spencer	BYU	LB	2014	CLARK, Danny	Illinois	LB	2004-05
LOFTON, Curtis	Oklahoma	LB	2015	THOMAS, Robert*	UCLA	LB	2006-07
HEENEY, Ben*	Kansas	LB	2016	ALSTON, Jon*	Stanford	LB	2008-09
MORROW, Nicholas	Greenville	LB	2017	McCLAIN, Rolando	Alabama	LB	2010-12
51 CARROLL, Joe	Pittsburgh	LB	1972-73	MOORE, Sio	Connecticut	LB	2013-14
BARNES, Rodrigo	Rice	LB	1976	LEE, Marquel	Wake Forest	LB	2017
NELSON, Bob	Nebraska	LB	1980-84	56 MATSOS, Arch	Michigan State	LB	1963-65
LEWIS, Bill	Nebraska	C-G	1986-88	OLIVER, Ralph	USC	LB	1968-69
BROWNER, Keith	USC	LB	1987	KOEGEL, Warren	Penn State	C	1971
WALLACE, Aaron*	Texas A&M	LB-DE	1990-95	BARNES, Jeff	California	LB	1977-87
JOHNSTONE, Lance	Temple	DE	1996-00,06	McCOLL, Milt	Stanford	LB	1988
JOHNSON, Tim	Youngstown State	LB	2002-05	COSTELLO, Joe	Central Connecticut St.	DE	1989
MORRIS, Chris*	C-G	2007-09		BRUCE, Aundray*	Auburn	DE	1992-94
CURRY, Aaron	Wake Forest	LB	2011-12	SWILLING, Pat	Georgia Tech	DE	1995-96,98
CHANEY, Jamar	Mississippi State	LB	2014	SWORD, Sam	Michigan	LB	1999
HEENEY, Ben*	Kansas	LB	2015	SMITH, Travian*	Oklahoma	LB	2002-04
IRVIN, Bruce	West Virginia	LB	2016-17	BURGESS, Derrick	Mississippi	DE	2005-08
52 BARNES, Larry	Colorado State	LB	1960	NIXON, David	BYU	LB	2009
WILLIAMSON, J.R	Louisiana Tech	LB	1964-67	BLACKSTOCK, Darryl	Virginia	LB	2011
HOPKINS, Jerry	Texas A&M	LB	1968	BURRIS, Miles	San Diego State	LB	2012-14
WEAVER, Gary	Fresno State	LB	1973-74	ALEXANDER, Lorenzo	California	LB	2015
RICE, Floyd	Alcorn A&M	LB	1976-77	BATES, Daren	Auburn	LB	2016
WESTBROOKS, Greg	Colorado	LB	1978-81	WOODSON-LUSTER, Xavier	Arkansas State	LB	2017
CELOTTO, Mario	USC	LB	1980-81	57 BLANKENSHIP, Greg	Cal State-Hayward	LB	1976
ROMANO, Jim	Penn State	C	1982-84	McCLANAHAN, Randy	SW Louisiana	LB	1977,80-82
MERRILL, Mark	Minnesota	LB	1984	HUDDLESTON, John	Utah	LB	1978-79
KING, Linden	Colorado State	LB	1986-89	HAWKINS, Mike	Texas A&I	LB	1982
JONES, Mike	Missouri	LB	1991-96	CALDWELL, Tony	Washington	LB	1983-85
HARVEY, Richard	Tulane	LB	1998-99	ROBINSON, Jerry	UCLA	LB	1985-91
MORRISON, Kirk	San Diego State	LB	2005-09	KELLY, Joe	Washington	LB	1993
GROVES, Quentin	Auburn	LB	2010-11	HOLMBERG, Rob	Penn State	LB	1994-97
WHEELER, Philip	Georgia Tech	LB	2012	WOODEN, Terry	Syracuse	LB	1998
WILSON, Martez	Illinois	LB	2013	COLEMAN, Rod*	East Carolina	DT	2000-03
MACK, Khalil	Buffalo	LB	2014-17	RIDDLE, Ryan	California	LB	2005
53 BANSAVAGE, Al	USC	LB	1961	BROWN, Ricky	Boston College	LB	2006-11
BIRDWELL, Dan	Houston	DT	1962-69	CLAYTON, Keenan	Oklahoma	LB	2012
MARTIN, Rod	USC	LB	1977-88	ARMSTRONG, Ray-Ray	Miami (Fla.)	LB	2014-15
NOBLE, Mike	Stanford	LB	1987	JAMES, Cory	Colorado State	LB	2016-17
FREDRICKSON, Rob	Michigan State	LB	1994-97	58 SLOUGH, Greg*	USC	LB	1971
SMITH, Travian*	Oklahoma	LB	1998-01	JOHNSON, Monte	Nebraska	LB	1973-79
ROMANOWSKI, Bill	Boston College	LB	2002-03	SQUIREK, Jack	Illinois	LB	1982-85
HOWARD,Thomas	UTEP	LB	2006-10	ELLIS, Jim	Boise State	LB	1987
GAITHER, Omar	Tennessee	LB	2012	SHIPP, Jackie	Oklahoma	LB	1989
IHENACHO, Carl	San Jose State	LB	2012	JIMMERSON, A.J	Norfolk State	LB-DE	1990-91
ROACH, Nick	Northwestern	LB	2013-14	FRANKLIN, Keith	South Carolina	LB	1995
SMITH, Malcolm	USC	LB	2015-16	DIXON, Ernest	South Carolina	LB	1998
BOWMAN, NaVorro	Penn State	LB	2017	ALEXANDER, Elijah	Kansas State	LB	2000-01
54 MENDENHALL, Terry	San Diego State	LB	1971-72	HARRIS, Napoleon	Northwestern	LB	2002-04
DENNER, Mike	Southern Miss.	LB	1974-75	CLEMONS, Chris	Georgia	LB-DE	2007
BONNESS, Rik	Nebraska	LB	1976	EDWARDS, Kalimba	South Carolina	DE	2008
WATTS, Robert	Boston College	LB	1978	NORRIS, Slade	Oregon State	LB	2009
BRACELIN, Greg	California	LB	1981	DAVIS II, Bruce	UCLA	LB	2010-11
PETERSON, Calvin	UCLA	LB	1982	TOLLEFSON, David	NW Missouri State	DE	2012
BYRD, Darryl*	Illinois	LB	1983-84	ROBINSON, Ryan	Oklahoma State	DE	2013
McKENZIE, Reggie	Tennessee	LB	1985-88	WOODLEY, LaMarr	Michigan	DE	2014
DUFAULT, Paul	New Hampshire	C-G	1987	BALL, Neiron	Florida	LB	2015
BENSON, Tom	Oklahoma	LB	1989-92	ADAMS, Tyrell	West Georgia	LB	2016-17
BIEKERT, Greg	Colorado	LB	1993-01				
WILLIAMS, Sam	Fresno State	LB	2003-10				

ALL-TIME NUMBERS

59	ADAMS, Stanley	Memphis State	LB	1984
	KIMMEL, Jamie	Syracuse	LB	1986-87
	BELL, Anthony	Michigan State	LB	1992
	DYSON, Matt	Michigan	DT-LB	1995
	WALLACE, Aaron*	Texas A&M	LB-DE	1997-98
	WILLIAMS, K.D	Henderson State	LB	1999
	THOMAS, William	Texas A&M	LB	2000-01
	ATKINS, Larry	UCLA	LB	2003
	GRANT, DeLawrence*	Oregon State	DE-LB	2004-05
	CONDO, Jon	Maryland	LS	2007-17

60	LOUNDERBACK, Tom	San Jose State	LB	1960-61
	CONNERS, Dan*	Miami (Fla.)	LB	1964-65
	SISTRUNK, Otis	None	DE-DT	1972-78
	LILES, Alva	Boise State	DT	1980
	MARSH, Curt	Washington	G	1981-86
	ACKERMAN, Rick*	Memphis State	DT	1987
	GRAVES, Rory	Ohio State	T	1988-91
	LOPER, Daniel	Texas Tech	G	2010

61	ROEDEL, Herb	Marquette	G	1961
	OGAS, Dave	San Diego State	LB	1968
	MCMTATH, Herb	Morningside	DT	1976
	STALLS, Dave	Northern Colorado	DT	1983,85
	TAUTOLO, John	UCLA	T	1987
	FREEMAN, Mike	Arizona	G	1988
	HART, Roy	South Carolina	DT	1991
	MORRIS, Chris*	Michigan State	C-G	2006
	WARREN, Gerard	Florida	DT	2007-09
	WISNIIEWSKI, Stefan	Penn State	C-G	2011-14
	HUDSON, Rodney	Florida State	C	2015-17

62	KRUSE, Bob	Wayne State	G	1967-68
	KINLAW, Reggie	Oklahoma	DT	1979-84
	REGENT, Shawn	Boston College	C	1987
	TREU, Adam	Nebraska	C-G-T	1997-06
	NEWBERRY, Jeremy	California	C	2007
	STONE, James	Tennessee	C	2017

63	SMITH, Willie	Michigan	G-T	1961
	SPENCER, Ollie	Kansas	G	1963
	UPSHAW, Gene	Texas A&I	G	1967-81
	GESEK, John	Sacramento State	G	1987-89
	PYLES, David	Miami (Ohio)	T	1987
	WHEELER, Dwight*	Tennessee State	C-T	1987
	ROBBINS, Barret	Texas Christian	C	1995-03
	MADY, Lamar	Youngstown State	G	2013

64	SABAL, Ron	Purdue	T	1960-61
	BUEHLER, George	Stanford	G	1969-78
	JORDAN, Shelby*	Washington (Mo.)	T	1983
	DICKERSON, Andy	California Lutheran	G	1987
	MIRALDI, Dean	Utah	G	1987
	BROWN, Ron*	USC	DE	1988
	PEAT, Todd	Northern Illinois	G	1990,92-93
	JENKINS, Robert	UCLA	T	1994-96
	DiNAPOLI, Gennaro	Virginia Tech	G	1999
	GROVE, Jake	Virginia Tech	C-G	2004-08
	SATELE, Samson	Hawaii	C	2009-11
	GURODE, Andre	Colorado	C-G	2013

65	HAWKINS, Wayne	Pacific	G	1960-70
	SEILER, Paul	Notre Dame	T	1971-73
	MARVIN, Mickey	Tennessee	G	1977-87
	MONTOYA, Max	UCLA	G	1990-94
	SIMS, Barry	Utah	G-T	1999-07
	BRISIEL, Mike	Colorado State	G	2012-13

66	ARMSTRONG, Ramon	TCU	T	1960
	BISHOP, Sonny	Fresno State	G	1963
	SYLVESTER, Steve	Notre Dame	C-G-T	1975-83
	BRYANT, Warren	Kentucky	T	1984
	WRIGHT, Steve	Northern Iowa	T	1987-93
	GOGAN, Kevin	Washington	G	1994-96
	WHITLEY, Curtis	Clemson	C-G	1997

WALKER, Langston*	California	T-G	2002-06
CARLSLE, Cooper	Florida	G	2007-12
JACKSON, Gabe	Mississippi State	G	2014-17

67	MANOUKIAN, Don	Stanford	G	1960
	CAMPBELL, Stan	Iowa State	G	1962
	MISCHAK, Bob*	Army	TE-G	1964-65
	RICE, Harold	Tennessee State	DE	1971
	TOOMAY, Pat	Vanderbilt	DE	1977-79
	WHEELER, Dwight *	Tennessee State	C-T	1984,88
	BLACK, Barry	Boise State	G	1987
	TURK, Dan	Wisconsin	C	1989-96
	MARYLAND, Russell*	Miami (Fla.)	DT	1997-99
	STONE, Ron	Boston College	G	2004-05
	BOOTH, Kevin	Cornell	G	2006,14
	PARSONS, Alex	USC	G-C	2012

68	DITTRICH, John	Wisconsin	G	1960
	MARINOVICH, Marv	USC	G	1965
	PYLE, Palmer	Michigan State	G	1966
	BELL, Joe	Norfolk State	DE	1979
	MEDLIN, Dan*	North Carolina State	G	1979
	ROBINSON, Johnny	Louisiana Tech	DT-DE	1981-83
	WILKERSON, Bruce	Tennessee	G-T	1987-94,98
	CUNNINGHAM, Rick	Texas A & M	T	1996-98
	GRAHAM, Aaron	Nebraska	C	2001
	VELDHEER, Jared	Hillsdale	T-C	2010-13
	FELICIANO, Jon*	Miami (Fla.)	G-C	2015

69	FICCA, Dan	USC	G	1962
	ZOGG, Jon	Boise State	G	1987
	MARTEN, James	Boston College	T	2008
	BARNES, Khalif	Washington	T	2009-15
	WARE, Jylan	Alabama State	T	2017

70	JAGIELSKI, Harry	Indiana	DT	1961
	NICKLAS, Pete	Baylor	T	1962
	KLEIN, Dick	Iowa	T	1963-64
	HARVEY, James	Mississippi	G	1966-71
	LAWRENCE, Henry	Florida A&M	T	1974-86
	DAVIS, Scott	Illinois	DE	1988-91,94
	FREEMAN, Russell	Georgia Tech	T	1995
	MYLES, Toby	Jackson State	G-T	2001
	BADGER, Brad	Stanford	G-T	2002-06
	WALKER, Langston*	California	T-G	2009-10
	BERGSTROM, Tony	Utah	T-G	2012,15
	OSEMELE, Kelechi	Iowa State	G-T	2016-17

71	ROBERTS, Cliff	Illinois	DT	1961
	NOVSEK, Joe	Tulsa	DE	1962
	TYSON, Richard	Tulsa	G	1966
	DOTSON, Al	Grambling	DT	1968-70
	KORVER, Kelvin	Northwestern (Iowa)	DT	1973-75
	MASON, Lindsey	Kansas	T	1978-81
	PICKEL, Bill	Rutgers	DT-DE	1983-90
	PATTEN, Joel	Duke	T	1991
	PERRY, Gerald	Southern	T	1993-95
	HOLMES, Lester	Jackson State	G	1997
	PARKS, Nate	Stanford	G-T	1999
	HULSEY, Corey	Clemson	G-T	2003-06
	WADE, John	Marshall	C	2008
	WATSON, Menelik	Florida State	T	2013-14,16
	SHARPE, David	Florida	T	2017

72	TRUAX, Dalton	Tulane	DT	1960
	SMITH, Hal	UCLA	DT	1961
	NORRIS, Jim	Houston	DT	1962-64
	MATUSZAK, John	Tampa	DE-DT	1976-81
	MOSEBAR, Don	USC	C-G-T	1983-94
	KENNEDY, Lincoln	Washington	T	1996-03
	WAND, Seth	NW Missouri State	T	2008
	PEARS, Erik	Colorado State	G-T	2009
	BARNSDALE, Joe	LSU	T	2011
	CORNELL, Jack	Illinois	G-T	2013
	PENN, Donald	Utah State	T	2014-17

ALL-TIME NUMBERS

73	LOCKLIN, Billy Ray	New Mexico State	LB-DE	1960	CHAPMAN, Ted	Maryland	DE	1987	
	BREWINGTON, Jim	North Carolina College	T	1961	McELROY, Reggie	West Texas State	G-T	1991-92	
	McMURTRY, Chuck	Whittier	DT	1962-63	STEPHENS, Rich	Tulsa	G-T	1993&1995	
	DIEHL, John	Virginia	DT	1965	HARLOW, Pat*	USC	T	1997-98	
	KENT, Greg	Utah	T	1966	ASHMORE, Darryl*	Northwestern	G-T	2001	
	SLIGH, Richard	North Carolina College	T	1967	WONG, Joe	BYU	G-T	2003	
	GIPSON, Tom	North Texas State	DT	1971	HAWTHORNE, Anttaj	Wisconsin	DT	2005-06	
	BROWNING, Dave	Washington	DE-DT	1978-82	HARRIS, Kwame	Stanford	T	2008	
	HANNAH, Charley	Alabama	G	1983-88	SHAUGHNESSY, Matt	Wisconsin	DE	2009-12	
	FITZPATRICK, James	USC	G-T	1990-91	LUMPKIN, Ricky*	Kentucky	DL	2013	
	McRAE, Charles	Tennessee	T	1996	HOWARD, Austin	Northern Iowa	G-T	2014-16	
	ASHMORE, Darryl*	Northwestern	G-T	1998-2000					
	MIDDLETON, Frank	Arizona	G	2001-04	78	WARZEKA, Ron	Montana State	DE	1960
	McCANTS, Matt	UAB	T	2013-16	VOIGHT, Bob	Los Angeles State	DE	1961	
	NEWHOUSE, Marshall	TCU	T	2017	YOUSO, Frank	Minnesota	T	1963-65	
					MIRICH, Rex*	Northern Arizona	DT	1966	
74	OGLESBY, Paul	UCLA	T	1960	ARCHER, Dan	Oregon	T	1967	
	BROWN, Doug	Fresno State	DT	1964	SHELL, Art	Maryland State	T	1968-82	
	ZECHER, Rich	Utah State	T	1965	CLAY, John	Missouri	T	1987	
	KEATING, Tom	Michigan	DT	1966-72	ROTHER, Tim	Nebraska	T-DT	1989-90	
	ROWE, Dave	Penn State	DT	1975-78	SKREPENAK, Greg	Michigan	T	1992-95	
	PEAR, Dave	Washington	DT	1979-80	SLAUGHTER, Chad	Alcorn State	T	2003-06	
	REESE, Archie	Clemson	DT	1982-83	WAKEFIELD, Fred	Illinois	OL-DL	2008	
	JORDAN, Shelby*	Washington (Mo.)	T	1984-86	ELLIS, Justin	Louisiana Tech	DT	2014-17	
	RODRIGUEZ, Mike	Alabama	DT	1987					
	LACHEY, Jim	Ohio State	T	1988	79	DESKINS, Don	Michigan	DT	1960
	KOCH, Pete	Maryland	DE	1989	PETERS, Volney	USC	DT	1961	
	HARRISON, Nolan	Indiana	DT-DE	1991-96	TRASK, Orville	Rice	DT	1962	
	GRAHAM, Derrick	Appalachian State	G	1998	SCHUH, Harry	Memphis State	T	1965-70	
	STINCHCOMB, Matt	Georgia	T	2000-03	MEDLIN, Dan*	North Carolina St.	G	1974-76	
	GREEN, Cornell	Central Florida	T	2007-09	DAVIS, Bruce	UCLA	T	1979-87	
	CAMPBELL, Bruce	Maryland	G	2011	BELWAY, Brian	Calgary	DE	1987	
	ALEXANDER, Vadal	LSU	G	2016-17	GOLIC, Bob	Notre Dame	DT	1989-92	
					LANIER, Ken	Florida State	T	1993	
75	CHURCHWELL, Hansen	Mississippi	DT	1960	KYSAR, Jeff	Arizona State	T	1995	
	STRIEGEL, Bill	Pacific	LB	1960	COLLINS, Mo	Florida	G-T	1998-03	
	STONE, Jack	Oregon	T	1961-62	McQUISTAN, Paul	Weber State	G	2006-09	
	RICE, Ken	Auburn	T	1964-65	HENDERSON, John	Tennessee	DT	2010-11	
	DANIELS, David	Florida A&M	DT	1966	SMITH, Willie	East Carolina	T	2012	
	VELLA, John	USC	G-T	1972-79	PASHOS, Tony	Illinois	T	2013	
	LONG, Howie	Villanova	DE-DT	1981-93	KIRKLAND, Denver	Arkansas	G	2016-17	
	HARLOW, Pat*	USC	T	1996					
	COOPER, Chris	Nebraska-Omaha	DT	2001-03	80	FIELDS, George	Bakersfield J.C.	DT	1960-61
	LEKKERKERKER, Brad	UC Davis	T	2005	ALLEN, Dalva	Houston	DE	1962-64	
	HENDERSON, Mario	Florida State	T	2007-10	RUBKE, Karl	USC	DE	1968	
	HEYER, Stephon	Maryland	T	2011	THOMAS, Art	Syracuse	DT	1969-75	
	SANFORD, Brian	Temple	DE-DT	2013	STEWART, Joe	Missouri	WR	1978-79	
	HARRIS, Shelby	Illinois State	DE	2014-15	BARNWELL, Malcolm	Virginia Union	WR	1981-84	
	LATHAM, Darius	Indiana	DT	2016-17	LOFTON, James	Stanford	WR	1987-88	
					HOBBS, Daryl	Pacific	WR	1993-96	
76	FINNERAN, Garry	USC	DT	1961	HOWARD, Desmond	Michigan	WR	1997-98	
	BROWN, Charles	Houston	T	1962	RISON, Andre	Michigan State	WR	2000	
	SVIHUS, Bob	USC	T	1965-70	RICE, Jerry	Mississippi Valley St.	WR	2001-04	
	BROWN, Bob	Nebraska	T	1971-73	GABRIEL, Doug*	UCF	WR	2006	
	McCOY, Mike	Notre Dame	DT	1977-78	MILLER, Zach	Arizona State	TE	2007-10	
	MURANSKY, Ed	Michigan	G-T	1982-84	HAGAN, Derek*	Arizona State	WR	2011	
	BOYD, Greg	San Diego State	DT	1984	STREATER, Rod	Temple	WR	2012-15	
	BELCHER, Kevin	Wisconsin	T	1985					
	HOLLOWAY, Brian	Stanford	G-T	1987-88	81	GOLDSTEIN, Alan	North Carolina	WR	1960
	WISNIEWSKI, Steve	Penn State	G	1989-91	OSBORNE, Clancy	Arizona State	LB	1963-64	
	GALLERY, Robert	Iowa	T-G	2004-10	WELLS, Warren	Texas Southern	WR	1967-70	
	NIX, Lucas	Pittsburgh	G	2012-13	BRADSHAW, Morris	Ohio State	WR	1974-81	
	WEBB, J'Marcus	West Texas A&M	G-T	2015	PARKER, Andy*	Utah	TE	1984-87,90	
	FELICIANO, Jon*	Miami (Fla.)	G-C	2016-17	LATHAN, Greg	Cincinnati	WR	1987	
					BROWN, Tim	Notre Dame	WR	1988-03	
77	BARBEE, Joe	Kent State	T	1960	SCHILENS, Chaz	San Diego State	WR	2008-11	
	SHIRKEY, George	Stephen F. Austin	DT	1962	RIVERA, Mychal	Tennessee	TE	2013-16	
	JACOBS, Proverb	California	T	1963-64	BROWN, Pharaoh	Oregon	TE	2017	
	LASSITER, Issac	St. Augustine	DE	1965-69					
	MIX, Ron	USC	T	1971	82	HARDY, Charles	San Jose State	WR	1960-62
	SMITH, Bubba	Michigan State	DE	1973-74	BARRETT, Jan	Fresno State	TE	1963-64	
	PHILYAW, Charles	Texas Southern	DE	1976-79	MITCHELL, Tom	Bucknell	TE	1966	
	CAMPBELL, Joe	Maryland	DE	1980-81	EASON, John	Florida A&M	TE	1968	
	ALZADO, Lyle	Yankton	DE	1982-85	JONES, Horace	Louisville	DE	1971-75	
	RIEHM, Chris	Ohio State	G	1986-88	BRUNSON, Larry	Colorado	WR	1978-79	

ALL-TIME NUMBERS

HARRISON, Dwight	Texas A&I	DB	1980
MUHAMMAD, Calvin	Texas Southern	WR	1982-83
WHEELER, Ron	Washington	TE	1987
HOLLAND, Jamie	Ohio State	WR	1990-91
JONES, David	Delaware State	TE	1992
JETT, James	West Virginia	WR	1993-02
JOHNSON, Teyo	Stanford	TE	2003-04
STRONG, Darrell	Pittsburgh	TE	2008
GORDON, Richard	Miami (Fla.)	TE	2011-12
83 ASAD, Doug	Northwestern	TE	1960-61
DAVIDSON, Ben	Washington	DE	1964-71
HENDRICKS, Ted	Miami (Fla.)	LB	1975-83
MOFFETT, Tim	Mississippi	WR	1985-86
AIKENS, Carl	Northern Illinois	WR	1987
GAULT, Willie	Tennessee	WR	1988-93
SMITH, Kevin*	UCLA	TE	1994
DUDLEY, Rickey	Ohio State	TE	1996-00
KNIGHT, Marcus	Michigan	WR	2001-02
SANTIAGO, O.J.	Kent State	TE	2003
ANDERSON, Courtney	San Jose State	TE	2004-06
MYERS, Brandon	Iowa	TE	2009-12
SIMONSON, Scott	Assumption	TE	2014
84 HOISINGTON, Al	Pasadena J.C.	WR	1960
BOYDSTON, Max	Oklahoma	TE	1962
POWELL, Art	San Jose State	WR	1963-66
HEROCK, Ken*	West Virginia	TE	1967
CLINE, Tony	Miami (Fla.)	DE	1970-75
RAMSEY, Derrick	Kentucky	TE	1978-83
HESTER, Jessie	Florida State	WR	1985-87
PERRY, Mario	Mississippi	TE	1987
DYAL, Mike	Texas A&I	TE	1989-90
DUFF, John	New Mexico	TE-DE	1993-94
SHEDD, Kenny	Northern Iowa	WR	1996-99
PORTER, Jerry	West Virginia	WR	2000-07
WALKER, Javon	Florida State	WR	2008-09
HOUSHMANDZADEH, T.J.	Oregon State	WR	2011
CRINER, Juron	Arizona	WR	2012-13
PATTERSON, Cordarrelle	Tennessee	WR	2017
85 CAVALLI, Carmen	Richmond	DE	1960
OATS, Carleton	Florida A&M	DT	1965-72
PITTS, Frank	Southern	WR	1974
CHANDLER, Bob	USC	WR	1980-82
WILLIAMS, Dokie	UCLA	WR	1983-87
PARKER, Andy*	Utah	TE	1988
GRADDY, Sam	Tennessee	WR	1990-92
JORDAN, Charles	Long Beach CC	WR	1993
MICKENS, Terry	Florida A&M	WR	1998-99
WILLIAMS, Marcus	Washington State	TE	2002
GABRIEL, Doug*	UCF	WR	2003-05
MADSEN, John	Utah	TE	2006-08
HEYWARD-BEY, Darius*	Maryland	WR	2010-12
MASTRUD, Jeron	Kansas State	TE	2013
THOMPkins, Kenbrell	Cincinnati	WR	2014
O'Malley, Ryan	Pennsylvania	TE	2016
86 BURCH, Gerald	Georgia Tech	TE	1961
WHITE, John	Texas Southern	TE	1962
HEROCK, Ken*	West Virginia	TE	1963-65
FAIRBAND, Bill	Colorado	LB	1967-68
IRONS, Gerald	Maryland State	LB	1970-75
HARDMAN, Cedrick	North Texas State	DE	1980-81
SMITH, Jim	Michigan	WR	1985
COOPER, Earl	Rice	TE	1986
FERNANDEZ, Mervyn	San Jose State	WR	1987-92
ISMAIL, Raghib	Notre Dame	WR	1993-95
BROWN, Derek	Notre Dame	TE	1998
WALKER, Derrick	Michigan	TE	1999
WILLIAMS, Roland	Syracuse	TE	2001-02, 04
STONE, John*	Wake Forest	WR	2003
WILLIAMS, Randal	New Hampshire	TE	2005-06
STEWART, Tony	Penn State	TE	2007-09
AUSBERRY, David	USC	TE	2011-14
SMITH, Lee	Marshall	TE	2015-17

87 POWELL, Charley	None	DE	1960-61
MISCHAK, Bob*	Army	TE-G	1963
MIRICH, Rex*	Northern Arizona	DT	1964-65
CHESTER, Raymond*	Morgan State	TE	1970-72
CASPER, Dave	Notre Dame	TE	1974-80, 84
HASSELBECK, Don	Colorado	TE	1983
JUNKIN, Trey*	Louisiana Tech	LS	1985-89
LOCKETT, Wade	Cal State-Fullerton	WR	1987
BARTLEWSKI, Rich	Fresno State	TE	1990
GLOVER, Andrew	Grambling	TE	1991-96
MILLS, John Henry*	Wake Forest	LB-TE	1997
BRIGHAM, Jeremy*	Washington	TE	1998-01
WHITTED, Alvis	North Carolina St.	WR	2002-06
LELIE, Ashley	Hawaii	WR	2008
BOSS, Kevin	Western Oregon	TE	2011
LEONHARDT, Brian	Bemidji State	TE	2014
COOK, Jared	South Carolina	TE	2017
88 JELACIC, Jon	Minnesota	DE	1961-64
KOCUREK, Dave	Wisconsin	TE	1967-68
MOORE, Bob	Stanford	TE	1971-75
KWALICK, Ted*	Penn State	TE	1977
CHESTER, Raymond*	Morgan State	TE	1978-81
SEALE, Sam*	Western St. (Colo.)	WR-DB	1984
BARNSDALE, Rod	Arizona	WR	1986
WOODS, Chris	Auburn	WR	1987-88
HORTON, Ethan*	North Carolina	RB-TE	1989-93
WILLIAMS, Jamie	Nebraska	TE	1994
CASH, Kerry	Texas	TE	1995
TRUITT, Olanda	Mississippi State	WR	1996-97
DUNN, David	Fresno State	WR-KR	2000-01
JOLLEY, Doug	BYU	TE	2002-04
ADKISSON, James	South Carolina	TE	2006
FLEMISTER, Zeron	Iowa	TE	2005
KASA, Nick	Colorado	TE	2013-14
WALFORD, Clive	Miami (Fla.)	TE	2015-17
89 PREBOLA, Gene	Boston University	TE	1960
MILLER, Bill	Miami (Fla.)	WR	1964, 66-68
BUIE, Drew	Catawba	WR	1969-71
SWEENEY, Steve	California	WR	1973
KWALICK, Ted*	Penn State	TE	1975-76
MARTINI, Rich	UC Davis	WR	1979-80
PATTISON, Mark	Washington	WR	1986
ALEXANDER, Mike	Penn State	WR	1989
PARKER, Andy*	Utah	TE	1990
WRIGHT, Alexander	Auburn	WR	1992-94
JUNKIN, Trey*	Louisiana Tech	TE	1996
ROSENSTIEL, Bob	Eastern Illinois	TE	1997
WILLIAMS, Rodney	Arizona	WR	1998-99
FULCHER, Mondriel	Miami (Fla.)	TE	2000-02
CURRY, Ronald*	North Carolina	WR	2003-08
MILLER, Nick	Southern Utah	WR	2010-11
JONES, James	San Jose State	WR	2014
COOPER, Amari	Alabama	WR	2015-17
90 JONES, Willie	Florida State	DE	1979-81
McCOY, Larry	Lamar	LB	1984
WISE, Mike	UC Davis	DE	1986-90
GOODLOW, Darryl	Oklahoma	LB	1987
JACKSON, Grady	Knoxville	DT	1997-01
COLEMAN, Kenyon	UCLA	DE	2002
GILBERT, Sean	Pittsburgh	DT	2003
SANDS, Terdell*	Tenn.-Chattanooga	DT	2004-08
BRYANT, Desmond	Harvard	DT	2009-12
SIMS, Pat	Auburn	DT	2013-14
WILLIAMS, Dan	Tennessee	DT	2015-16
HESTER, Treyvon	Toledo	DT	2017
91 VAN PELT, Brad	Michigan State	LB	1984-85
JACKSON, Leonard	Oklahoma State	LB	1987
WASHINGTON, Ronnie	NE Louisiana	LB	1987
McGLOCKTON, Chester	Clemson	DT	1992-97
COLEMAN, Rod*	East Carolina	DT	1999
UPSHAW, Regan	California	DE	2000-02

ALL-TIME NUMBERS

BRAYTON, Tyler	Colorado	DE	2003-07	CARTER, Andre	California	DE	2012
SCOTT, Trevor	Buffalo	DE-LB	2008-11	MUIR, Daniel	Kent State	DT	2013
CRAWFORD, Jack	Penn State	DE	2012-13	EDWARDS Jr., Mario	Florida State	DE	2015-17
TUCK, Justin	Notre Dame	DE	2014-15				
CALHOUN, Shilique	Michigan State	LB	2016-17				
92 MORRIS, Riley*	Florida A&M	DE	1962	98 WILLIS, Mitch	SMU	DT	1985-88
McMILLEN, Dan	Colorado	LB	1987	HUNLEY, Ricky	Arizona	LB	1989-90
KING, Emanuel	Alabama	LB	1989	JOHNSON, Kevin	Texas Southern	DT	1997
GLOVER, La'Roi	San Diego State	DT	1996	OSBORNE, Chuck	Arizona	DT	1998-99
AMEY, Vince	Arizona State	DT	1998	MICKELL, Darren	Florida	DE	2001
IOANE, Junior	Arizona State	DT	2001-02	GBAJA-BIAMILA, Akbar*	San Diego State	DE-LB	2003
SANDS, Terrell*	Tenn.-Chattanooga	DT	2003	HAMILTON, Bobby	Southern Mississippi	DE	2004-05
WASHINGTON, Ted	Louisville	DT	2004-05	RICHARDSON, Jay	Ohio State	DE	2007-09
SEYMOUR, Richard	Georgia	DE-DT	2009-12	WALKER, Vance	Georgia Tech	DT	2013
McGEE, Stacy	Oklahoma	DT	2013-16	WILSON, C.J.	East Carolina	DL	2014-15
				JACKSON, Branden	Texas Tech	DL	2016
93 TOWNSEND, Greg	TCU	DE-LB	1983-93,97	99 VAUGHAN, Ruben	Colorado	DT-DE	1982
BALL, Jerry	SMU	DT	1994-96	JONES, Sean	Northeastern	DE	1984-87
HARRIS, James	Temple	DE	1998-99	MOSS, Winston	Miami (Fla.)	LB	1991-94
ARMSTRONG, Trace	Florida	DE	2001-03	BRUCE, Aundray*	Auburn	DE	1995-98
KELLY, Tommy	Mississippi State	DT	2004-12	TAVES, Josh	Northeastern	DE	2000-010
HUNTER, Jason	Appalachian State	DE	2013	GRANT, DeLawrence*	Oregon State	DE-LB	2002-03
LUMPKIN, Ricky*	Kentucky	DL	2014	SAPP, Warren	Miami (Fla.)	DT	2004-07
ORR, Leon	Florida	DT	2015	ELLIS, Greg	North Carolina	DE	2009
				Houston, Lamarr	Texas	DE	2010-13
94 FRANKS, Elvis	Morgan State	DE	1985-86	SMITH, Aldon	Missouri	LB	2015
SMITH, Anthony	Arizona	DE	1991-97				
BRYANT, Tony	Florida State	DE	1999-02	N/A JOHNSTON, Mark	Northwestern	DB	1964
STUBBLEFIELD, Dana	Kansas	DT	2003	MURDOCK, Jesse	California Western	RB	1963
GBAJA-BIAMILA, Akbar*	San Diego State	DE-LB	2004				
HUNTLEY, Kevin	Kansas State	DE	2006				
ALSTON, Jon*	Stanford	LB	2007				
THOMAS, Robert*	UCLA	LB	2008				
JOSEPH, William*	Miami (Fla.)	DT	2009				
ALFORD, Jay	Penn State	DT	2010				
MOSS, Jarvis	Florida	DE	2010-11				
BURNETT, Kevin	Tennessee	LB	2013				
SMITH, Antonio	Oklahoma State	DT	2014				
VANDERDOES, Eddie	UCLA	DT	2017				
95 BUCZKOWSKI, Bob	Pittsburgh	DE	1987				
CORMIER, Joe	USC	LB	1987				
CHARLES, Mike	Syracuse	DT	1990				
ROBBINS, Austin	North Carolina	DT	1994-95,00				
GRANT, DeLawrence*	Oregon State	DE-LB	2001				
ADAMS, Sam	Texas A&M	DT	2002				
BROMELL, Lorenzo	Clemson	DE	2003				
JASPER, Ed	Texas A&M	DT	2005				
SHAW, Josh	Michigan State	DT	2007				
COOPER, Marquis	Washington	LB	2008				
BRODINE, Mason	Nebraska-Kearney	DE	2011				
BURNETT, Kaelin	Nevada	LB	2012-13				
MAYOWA, Benson	Idaho	DE	2014-15				
WARD, Jihad	Illinois	DL	2016-17				
96 BROWN, Ron*	USC	DE	1987				
TAYLOR, Malcolm	Tennessee State	DT	1987-88				
WHITE, Alberto	Texas Southern	DE	1994				
BUTCHER, Paul	Wayne State	LB	1996				
RUSSELL, Darrell	USC	DT-DE	1997-01				
IRONS, Grant	Notre Dame	DE	2003-06				
JOSEPH, William*	Miami (Fla.)	DT	2008				
WIMBLEY, Kameron	Florida State	LB	2010-11				
BILUKIDI, Christo	Georgia State	DT	2012-13				
AUTRY, Denico	Mississippi State	DE	2014-17				
97 ACKERMAN, Rick*	Memphis State	DT	1984				
GRIMES, Phil	Central Michigan	DE	1987				
MRAZ, Mark	Utah State	DE	1989				
BURTON, Ron	North Carolina	LB	1990				
BROUGHTON, Willie	Miami (Fla.)	DT	1992-93				
MARYLAND, Russell*	Miami (Fla.)	DT	1996				
PARRELLA, John	Nebraska	DT	2002-04				
GUNHEIM, Greyson	Washington	DE	2008				

1960

(Territorial Selection)
(First selections)

Dale Hackbart, QB, Wisconsin
Carroll Dale, E, Virginia Tech
Don Norton, E, Iowa
John Wilcox, T, Oregon
Michael Wright, T, Minnesota
Earl Kohlhaas, G, Penn State
Jerry Stalcup, G, Wisconsin
Maxie Baughan, C, Georgia Tech
Abner Haynes, HB, North Texas State
Silas Woods, HB, Marquette
Neil MacLean, FB, Wake Forest
Carmen Cavalli, E, Richmond
Larry Muff, E, Benedictine
Chuck Pollard, E, Rice
Al Witcher, E, Baylor
Willie Boykin, T, Michigan State
Don Deskins, T, Michigan
Ken Fitch, T, Kansas
Jim O'Brien, T, Boston College
Cloyd Boyette, T-G, Texas
Jim Chastain, T-G, Michigan State
Leon Dumbrowski, T-G, Delaware
Earl Kohlhaas, G, Penn State
Billy Roland, G, Georgia
Jim Andreotti, C, Northwestern
Jim Otto, C, Miami
George Blanch, HB, Texas
Vin Hogan, HB, Boston College
Bob Jarus, HB, Purdue
Purcell Daniels, FB, Pepperdine
Ray Smith, FB, UCLA
Fran Curci, QB, Miami
Bobby Lackey, QB, Texas
Johnny Brewer, E, Mississippi
Don Edgington, E, Florida
Bill Herron, E, Georgia
Howard Turley, E, Louisville
Al Bansavage, T-G, USC
Bob Hogue, T-G, Shepherd
Gerald Lambert, T-G, Texas A&I
Bob Parker, T-G, East Texas State
Tony Polychronis, T-G, Utah
Dan Sheehan, T-G, Tennessee
Jim Williams, T-G, North Carolina
Jim Woodward, T-G, Lamar Tech
Howard Evans, C, Houston
Fred Hageman, C, Kansas
C.J. Alexander, HB, Southeastern
Pervis Atkins, HB, New Mexico State
Walter Beach, HB, Central Michigan
George Boynton, HB, East Texas State
Rich Mostardo, HB, Kent State
Sam McCord, QB, East Texas State

1961

Rd. Overall

	Rd.	Overall	Player, Pos., School
1	4		Joe Rutgens, T, Illinois
2	12		George Fleming, HB, Washington
3	20		Myron Pottios, G, Notre Dame
4	28		Elbert Kimbrough, E, Northwestern
5	36		Dick Norman, QB, Stanford
6	44		Bobby Crespinio, HB, Mississippi
7	52		Ray Purdin, HB, Northwestern
8	57		Tom Watkins, HB, Iowa State
8	60		Dick Price, G, Mississippi
9	68		Lowndes Shingler, QB, Clemson
10	76		Ken Peterson, T, Utah
11	84		Dave Mayberry, FB, Utah State
12	92		Bob Schmitz, G, Montana State
13	100		Gerald Burch, E, Georgia Tech
14	108		Clark Miller, T, Utah State
15	116		Bob Coolbaugh, E, Richmond
16	124		Chuck Lamson, HB, Wyoming
17	132		Joe Novsek, T, Tulsa
18	140		Joe Krakoski, HB, Illinois

19 148 Charles Fuller, HB, San Francisco St.
20 156 Preston Powell, FB, Grambling
21 164 Mike Jones, QB, San Jose State
22 172 Blayne Jones, G, Idaho State
23 180 Roger Fisher, C, Utah State
24 188 Jack Novak, G, Miami (Fla.)
25 196 Paul Yanke, E, Northwestern
26 204 Dean Hinshaw, T, Stanford
27 212 Clair Appledorn, E, San Jose St.
28 220 Dave Grosz, QB, Oregon
29 228 Ed Morris, T, Indiana
30 236 Bill Face, HB, Stanford

1962

1	1	Roman Gabriel, QB, No. Carolina St
2	9	Lance Alworth, FL, Arkansas
3	17	Ed Pine, C, Utah
4	25	John Myers, T, Washington
5	33	Joe Hernandez, HB, Arizona
6	41	Dan Birdwell, C, Houston
7	49	Jim Norris, T, Houston
8	57	Ferrell Yarborough, E, Northwestern
9	65	Jim Dillard, HB, Oklahoma State
10	73	Henry Rivera, HB, Oregon State
12	89	Jim Skaggs, G, Washington
12	92	Gary Schwertfeger, LB, Montana
12	94	Oscar Donahue, E, San Jose State
13	97	George Pierovich, FB, California
14	105	Bert Coan, HB, Kansas
15	113	Floyd Dean, E, Florida
16	121	Pat Russ, T, Purdue
17	129	Larry Ferguson, HB, Iowa
18	137	Jim Vollenweider, FB, Miami (Fla.)
19	145	Dennis Spurlock, QB, Whitworth
19	146	Kent Horne, T, BYU
20	153	John Sutro, G, San Jose State
21	161	Bill Tunnicliff, FB, Michigan
22	169	Jim Cadile, E, San Jose State
23	177	Elvin Basham, G, Kansas
24	185	Mickey Bruce, G, Oregon
25	193	Tom Cagaan, HB, Utah State
26	201	Fred Miller, T, LSU
27	209	Keith Luhnaw, FB, Santa Ana J.C.
28	217	Marv Marinovich, T, USC
29	225	Leon Donohue, E, San Jose State
30	233	Pete Nicklas, T, Baylor
31	241	Bob Elliot, FB, North Carolina
32	249	Bobby Richards, DE, LSU
33	257	Eugene White, HB, Florida A&M
34	265	Bill Worrell, T, Georgia

1963

6	41	Butch Wilson, HB, Alabama
7	49	Dave Costa, T, Utah
8	57	Roger Locke, E, Arizona State
9	65	Jerry Logan, HB, West Texas State
10	73	Ray Schoenke, G, SMU
12	89	Walt Burdin, LB, McNeese State
12	95	Doyle Branson, HB, So. Oregon
13	97	Darnel Haney, E, Utah State
13	102	Drew Roberts, E, Humboldt State
15	113	Vern Burke, E, Oregon State
16	121	Jim Moss, HB, West Virginia
17	129	John Murio, HB, Whitworth
18	137	Terry Dillon, HB, Montana
18	138	George Hogan, G, Texas A&M
19	145	Tony Fiorentino, G, UCLA
20	153	Rex Mirich, T, Northern Arizona
21	161	Neal Petties, HB, San Diego State
22	169	Hugh Campbell, E, Washington St.
23	177	Jon Anabo, QB, Fresno State
24	185	Dick Peters, T, Whittier
25	193	Bill McFarland, FB, Oklahoma St.
26	201	Dennis Claridge, QB, Nebraska
27	209	Dick Skelly, HB, Florida
28	217	Larry Campbell, FB, Utah State
29	225	Dick Anderson, E, Penn State

1964

1	7	Tony Loric, HB, Arizona State
2	15	Dan Conners, T, Miami (Fla.)
3	23	George Bednar, T, Notre Dame
4	31	Bill Budness, LB, Boston University
5	39	Don Green, DB, Susquehanna
7	55	John Sapinsky, T, William & Mary
8	63	Vince Petno, DB, Citadel
9	71	John Williamson, G, Louisiana Tech
9	72	Herschel Turner, T, Kentucky
10	79	Mel Renfro, HB, Oregon
11	87	Larry Rakestraw, QB, Georgia
12	95	Billy Lothridge, QB, Georgia Tech
13	103	Mickey Babb, E, Georgia
14	111	Fred Polser, G, East Texas State
15	119	Mike Giers, T, USC
16	127	Ron Wilkening, HB, North Dakota
17	135	Fred Lewis, HB, Massachusetts
18	143	Ron Calcagno, QB, Santa Clara
19	151	Tom Michel, FB, East Carolina
20	159	Ed Beard, T, Tennessee
21	167	Carleton Oats, E, Florida A&M
22	175	Jim Long, FB, Fresno State
23	183	Bill Curry, C, Georgia Tech
24	191	Kent Francisco, T, UCLA
25	199	Terry Sieg, HB, Virginia
26	207	Gordon Guest, QB, Arkansas

1965

1	3	Harry Schuh, T, Memphis State
2	11	Fred Biletnikoff, WR, Florida State
3	19	Bob Svihus, T, USC
4	27	Gus Otto, LB, Missouri
9	67	Rich Zecher, T, Utah State
10	75	Craig Morton, QB, California
11	83	Bill Minor, LB, Illinois
13	99	Wally Mahle, DB, Syracuse
14	107	Loren Hawley, DB, California
15	115	Bill Cronin, DE, Boston College
16	123	Fred Hill, E, USC
17	131	Gary Porterfield, E, Tulsa
18	139	John Dugan, T, Holy Cross
19	147	Frank McClendon, T, Alabama
20	155	Bo Scott, HB, Ohio State

REDSHIRT

1	Larry Todd, HB, Arizona State
2	Jim Harvey, T, Mississippi
3	Steve Mass, T, Detroit
4	Mickey Cox, T, LSU
5	Bob Taylor, G, Cincinnati
6	Gregg Kent, T, Utah
7	John Carroll, T, Texas
8	Henry Pinkett, HB, Baylor
9	Frank Pennie, T, Florida State
10	Brent Berry, T, San Jose State
11	Tom Longo, DB, Notre Dame
12	Dennis Duncan, HB, Louisiana College

1966

1	63	Rodger Bird, DB, Kentucky
2	57	Butch Allison, T, Missouri
3	58	Tom Mitchell, E, Bucknell
4	71	Richard Tyson, G, Tulsa
5	59	Pete Banaszak, HB, Miami (Fla.)
7	60	Franklin McRae, T, Tennessee St.
9	80	Clifton Kinney, LB, San Diego State
10	89	Tony Jeter, E, Nebraska
11	98	Joe Labruzzo, HB, LSU
12	107	Wayne Foster, T, Washington State
13	116	John Niland, G, Iowa
14	125	Mike Johnson, HB, Kansas
15	134	Steve Renko, FB, Kansas
16	143	Craig Ritchey, DB, Stanford
17	152	Ted Holman, DB, Syracuse
18	161	Art Robinson, E, Florida A&M
19	170	Jack Shinholser, LB, Florida State
20	179	Steve Bowman, FB, Alabama

REDSHIRT

1	Rod Sherman, HB, USC
2	Tom Cichowski, T, Maryland
3	Ron Parson, E, Austin Peay
4	John Crumbacher, T, Tennessee
5	George Patton, T, Georgia
6	Dan Archer, T, Oregon
7	Bill Thomas, HB, Oklahoma
8	Ray Schmautz, LB, San Diego St.
9	Mel Tom, LB, San Jose State
10	Joe O'Brien, FB, Texas-Arlington
11	Mike Brundage, QB, Oregon

1967

1	17	Gene Upshaw, G, Texas A&I
3	75	Bill Fairband, LB, Colorado
4	96	James Roy Jackson, E, Oklahoma
5	124	Gerald Warfield, HB, Mississippi
5	131	Mike Hibler, LB, Stanford
6	155	Rick Egloff, QB, Wyoming
7	176	Ron Wellen, DT, Tennessee-Martin
8	188	Estes Banks, RB, Colorado
9	228	Mark De Villing, LB, Muskingum
10	253	Richard Sligh, T, No. Carolina Central
11	280	Duane Benson, LB, Hamline
12	306	Bob Kruse, T, Colorado State
13	332	Len Kleinpeter, E, SW Louisiana
14	363	Casey Boyett, E, BYU
15	384	Ben Woodson, HB, Utah
16	409	Don Bruce, G, Virginia Tech
17	436	Mike Cullin, DE, Slippery Rock



Gene Upshaw

1968

1	25	Eldridge Dickey, QB, Tennessee St.
2	52	Ken Stabler, QB, Alabama
3	80	Art Shell, T, Maryland State
4	110	Charlie Smith, RB, Utah
5	136	John Naponick, T, Virginia
7	168	John Harper, C, Adams State
7	190	George Atkinson, DB, Morris Brown
9	244	John Eason, TE, Florida A&M
10	271	Rick Owens, DB, Pennsylvania
11	277	Marv Hubbard, FB, Colgate
11	298	Chip Oliver, LB, USC
12	326	Larry Plantz, WR, Colorado
13	352	Larry Blackstone, RB, Fairmont St.
14	379	Ray Carlson, LB, Hamline
15	406	Mike Leinert, RB, Texas Tech
16	433	David Morrison, DB, Texas State
17	460	Steve Berry, E, Catawba

1969

1	22	Art Thoms, DL, Syracuse
2	50	George Buehler, OL, Stanford
3	75	Lloyd Edwards, TE, San Diego St.
4	100	Ruby Jackson, DL, New Mexico St.
6A	136	Ken Newfield, RB, LSU

6B	153	Jackie Allen, DB, Baylor
7	178	Finnis Taylor, DB, Prairie View
9	234	Drew Buie, WR, Catawba
11	284	Harold Rice, LB, Tennessee A&I
12	317	Al Goddard, DB, J.C. Smith
13	334	Dave Husted, LB, Wabash
14	362	Harold Busby, WR, UCLA
15	387	Alvin Presnell, RB, Alabama A&M
16	412	Junior Davis, LB, Alabama
17	440	Billy Austin, G, Arkansas AM&N

1970

1	24	Raymond Chester, TE, Morgan St.
2	50	Ted Koy, RB, Texas
3	76	Gerald Irons, LB, Maryland State
4	102	Tony Cline, LB, Miami (Fla.)
5	128	Art Laster, T, Maryland State
6	154	Alvin Wyatt, DB, Bethune-Cookman
7	180	Steve Svitek, LB, Boise State
8	207	Mike Wynn, DE, Nebraska
9	232	Ike Hill, DB, Catawba
10	258	Gordon Bosserman, T, UCLA
11	284	Emery Hicks, LB, Kansas
12	310	Jerry DeLoach, G, UC Davis
13	336	Don Highsmith, RB, Michigan St.
14	362	John Riley, K, Auburn
15	392	Fred Moore, DB, Washington State
16	414	Tim Roth, C, South Dakota State
17	439	Eric Stolberg, WR, Indiana

1971

1	19	Jack Tatum, DB, Ohio State
2	45	Phil Villapiano, LB, Bowling Green
3	73	Warren Koegel, C, Penn State
4	97	Clarence Davis, RB, USC
5	123	Bob Moore, TE, Stanford
6	149	Greg Slough, LB, USC
7	157	Don Martin, DB, Yale
9	227	Dave Garnett, RB, Pittsburgh
10A	238	Bill West, DB, Tennessee State
10B	253	Tim Oesterling, DT, UCLA
11	279	James Poston, DT, South Carolina
12	305	Horace Jones, DE, Louisville
13	334	Mick Natzel, DB, Central Michigan
14	357	Tom Gipson, DT, North Texas State
15	383	Andy Giles, LB, William & Mary
16	412	Tony Stawarz, DB, Miami (Fla.)
17	442	Chuck Hill, WR, Sam Houston St.

1972

1	21	Mike Siani, WR, Villanova
2A	33	Kelvin Korver, DT, Texas A&M
2B	43	John Vella, T, USC
3	72	Mel Lunsford, DE, Central St.
4A	98	Cliff Branch, WR, Colorado
4B	100	Dave Dalby, C, UCLA
6	131	Dan Medlin, DT, North Carolina St.
7A	173	Ray Jamieson, RB, Memphis
7B	176	Skip Thomas, DB, USC
7C	178	Dennis Pete, DB, San Francisco St.
8	202	Jackie Brown, RB, Stanford
9	228	Dave Bigler, RB, Morningside
10	254	Phil Price, DB, Idaho State
11	277	Joe Carroll, LB, Pittsburgh
12	306	Kent Gaydos, TE, Florida State
13	333	Ted Covington, WR, San Fernando St.
14	358	Dennis Cambal, RB, William & Mary
15A	364	Charles Hester, RB, Central St.
15B	384	Dave Snedrud, LB, Hamline
16	410	Willie Wright, WR, No. Carolina A&T

1973

1	23	Ray Guy, P, Southern Mississippi
2	49	Monte Johnson, LB, Nebraska
4A	92	Perry Smith, DB, Colorado State
4B	101	Joe Wylie, WR, Oklahoma
5A	124	Louis Neal, WR, Prairie View
5B	127	Ron Mikolajczyk, T, Tampa
6	153	Brent Myers, T, Purdue
7	179	Gary Weaver, LB, Fresno State

8	205	Mike Rae, QB, USC
9	231	Steve Sweeney, WR, California
10	257	Leo Allen, WR, Tuskegee
11	283	Jerry List, RB, Nebraska
12	309	James Krapf, LB, Alabama
14	361	Bruce Polen, DB, William Penn
15	387	David Leffers, G, Vanderbilt
16	413	Jerry Gadlin, WR, Wyoming
17	439	Mike Ryan, C, USC

SUPPLEMENTAL DRAFT

1	Blenda Gay, DE, Fayetteville State
---	------------------------------------

1974

1	19	Henry Lawrence, T, Florida A&M
2	45	Dave Casper, TE, Notre Dame
3	75	Mark van Eeghen, RB, Colgate
4	93	Morris Bradshaw, WR, Ohio State
5	123	Pete Wessel, DB, Northwestern
6	148	James McAlister, RB, UCLA
7	175	Rod Garcia, K, Stanford
9	227	Kenith Pope, DB, Oklahoma
10	253	Chris Arnold, DB, Virginia State
11	279	Harold Hart, RB, Texas Southern
12	305	Noe Gonzalez, RB, SW Texas St.
13	330	Mike Denney, LB, So. Mississippi
14	357	Don Willingham, RB, Wisc.-Milwaukee
15	383	Greg Mathis, DB, Idaho State
16	409	Delario Robinson, WR, Kansas
17	435	James Morris, DT, Missouri Valley

1975

1	24	Neal Colzie, DB, Ohio State
2	45	Charles Phillips, DB, USC
3	76	Louis Carter, RB, Maryland
5	128	David Humm, QB, Nebraska
7	180	James Daniels, DB, Texas A&M
9	232	Harry Knight, QB, Richmond
10	259	Steve Sylvester, G, Notre Dame
12	310	Jack Magee, C, Boston College
14	362	Tom Doyle, DB, Yale
15	389	Paul Careathers, RB, Tennessee

1976

2A	34	Charles Philyaw, DE, Texas Southern
2B	50	Jeb Blount, QB, Tulsa
3	84	Rik Bonness, LB, Nebraska
4	110	Herb McMath, DE, Morningside
5	146	Fred Steinfort, K, Boston College
7	204	Clarence Chapman, WR, E. Michigan
8A	220	Jerome Dove, DB, Colorado State
8B	231	Terry Kunz, RB, Colorado
10	286	Dwight Lewis, DB, Purdue
11	313	Rick Jennings, RB, Maryland
12	343	Cedric Brown, DB, Kent State
13A	367	Craig Crnick, DE, Idaho
13B	370	Mark Young, G, Washington State
14	397	Calvin Young, RB, Fresno State
15	427	Carl Hargrave, DB, Upper Iowa
16	454	Doug Hogan, DB, USC
17A	478	Buddy Tate, DB, Tulsa
17B	481	Nate Beasley, RB, Delaware

1977

2A	35	Mike Davis, DB, Colorado
2B	57	Ted McKnight, RB, Minnesota-Duluth
4	112	Mickey Marvin, G, Tennessee
5A	126	Lester Hayes, DB, Texas A&M
5B	139	Jeff Barnes, LB, California
7	190	Rich Martini, WR, UC Davis
8	223	Terry Robiskie, RB, LSU
12A	317	Rod Martin, LB, USC
12B	334	Rolf Benirschke, K, UC Davis

1978

2	54	Dave Browning, DE, Washington
3A	57	Derrick Jensen, RB, Texas-Arlington
3B	82	Lindsey Mason, T, Kansas
4A	86	Maurice Harvey, DB, Ball State
4B	108	Joe Stewart, WR, Missouri
5	136	Derrick Ramsey, TE, Kentucky

6A	143	Tom Davis, C, Nebraska
6B	164	Mike Levenseller, WR, Washington St.
7A	176	Arthur Whittington, RB, SMU
7B	192	Earl Inmon, LB, Bethune-Cookman
8	207	Mark Nichols, LB, Colorado State
11A	291	Dean Jones, WR, Fresno State
11B	304	Bob Glazebrook, DB, Fresno State
12	332	Joe Conron, WR, Pacific

1979

2	42	Willie Jones, DE, Florida State
6A	142	Ira Matthews, KR, Wisconsin
6B	156	Henry Williams, DB, San Diego State
7	175	Jack Matia, T, Drake
8	209	Robert Hawkins, RB, Kentucky
9	238	Jim Rourke, T, Boston College
10	259	Ricky Smith, DB, Tulane
11	294	Bruce Davis, T, UCLA
12A	316	Dirk Abernathy, DB, Bowling Green
12B	320	Reggie Kinlaw, DT, Oklahoma

1980

1	15	Marc Wilson, QB, BYU
2	43	Matt Millen, LB, Penn State
5A	125	Kenny Lewis, RB, Virginia Tech
5B	126	John Adams, LB, LSU
5C	128	William Bowens, LB, North Alabama
7	173	Malcolm Barnwell, WR, Virginia Union
8	194	Kenny Hill, DB, Yale
10	264	Walter Carter, DT, Florida State
11	291	Mike Massey, LB, Arkansas
12	322	Calvin Muhammad, WR, Texas Southern

1981

1A	21	Ted Watts, CB, Texas Tech
1B	23	Curt Marsh, T, Washington
2	48	Howie Long, DE, Villanova
4	111	Johnny Robinson, DT, Louisiana Tech
5	118	James Davis, CB, Saginaw Valley St.
9	248	Curt Mohl, T, UCLA
10	276	Frank Hawkins, RB, Nevada
11	304	Chester Willis, RB, Auburn
12	332	Phil Nelson, TE, Delaware



DE Howie Long

1982

1	10	Marcus Allen, RB, USC
2A	35	Jack Squirek, LB, Illinois
2B	37	Jim Romano, C, Penn State
3	64	Vann McElroy, S, Baylor
4	91	Ed Muransky, T, Michigan
5	123	Ed Jackson, LB, Louisiana Tech
7	177	Jeff Jackson, DE, Toledo
10	263	Rich D'Amico, LB, Penn State
11	289	Willie Turner, WR, LSU
12	316	Randy Smith, WR, East Texas State

1983

1	26	Don Mosebar, T, USC
2	54	Bill Pickel, DT, Rutgers
3	82	Tony Caldwell, LB, Washington
4	110	Greg Townsend, DE, TCU

5	138	Dokie Williams, WR, UCLA
7	194	Jeff McCall, RB, Clemson
8	222	Mike Dotterer, RB, Stanford
9	249	Kent Jordan, TE, St. Mary's
10	277	Mervyn Fernandez, WR, San Jose St.
12	333	Scott Lindquist, QB, No. Arizona

1984

2	51	Sean Jones, DT, Northeastern
3	84	Joe McCall, RB, Pittsburgh
5	127	Andy Parker, TE, Utah
6	168	Stacey Toran, S, Notre Dame
7	183	Mitch Willis, DE, SMU
8	224	Sam Seale, WR, Western State
11	282	Gardner Williams, CB, St. Mary's
12	336	Randy Essington, QB, Colorado

SUPPLEMENTAL DRAFT (USFL & CFL PLAYERS)

1	28	Chris Woods, WR, Auburn (Edmonton)
2	56	Stewart Hill, LB, Washington (Edmonton)
3	84	James Farr, G, Clemson (Washington)

1985

1	23	Jessie Hester, WR, Florida State
3A	79	Tim Moffett, WR, Mississippi
3B	80	Stefon Adams, DB, East Carolina
4	107	Jamie Kimmel, LB, Syracuse
5	135	Dan Reeder, RB, Delaware
6	143	Rusty Hilger, QB, Oklahoma State
7A	186	Kevin Belcher, T, Wisconsin
7B	188	Mark Pattison, WR, Washington
7C	191	Bret Clark, DB, Nebraska
7D	192	Nick Haden, C, Penn State
8	220	Leonard Wingate, DT, So. Carolina St.
9	246	Chris Sydnor, DB, Penn State
10A	275	Reggie McKenzie, LB, Tennessee
10B	276	Albert Myres, DB, Tulsa
11	303	Steve Strachan, RB, Boston College
12	332	Raymond Polk, DB, Oklahoma State

1986

1	24	Bob Buczkowski, DE, Pittsburgh
3	80	Brad Cochran, CB, Michigan
4A	85	Mike Wise, DE, UC Davis
4B	103	Vance Mueller, RB, Occidental
4C	108	Napoleon McCallum, RB, Navy
6	164	Doug Marrone, T, Syracuse
7	191	Bill Lewis, C, Nebraska
8	219	Joe Mauntel, LB, Eastern Kentucky
9	246	Zeph Lee, RB, USC
10	275	Jeff Reinke, DE, Mankato State
11	302	Randell Webster, LB, SW Oklahoma St.
12	330	Larry Shephard, WR, Houston

1987

1	15	John Clay, T, Missouri
2	52	Bruce Wilkerson, T, Tennessee
3	81	Steve Smith, RB, Penn State
4	110	Steve Beuerlein, QB, Notre Dame
7	183	Bo Jackson, RB, Auburn
9	238	Scott Eccles, TE, E. New Mexico
10A	254	Rob Harrison, RB, Sacramento State
10B	265	John Gesek, G, Sacramento State
10C	273	Jim Ellis, LB, Boise State
11A	288	Chris McLemore, RB, Arizona
11B	294	Mario Perry, TE, Mississippi

1988

1A	6	Tim Brown, WR, Notre Dame
1B	9	Terry McDaniel, CB, Tennessee
1C	25	Scott Davis, DE, Illinois
4	90	Tim Rother, DT, Nebraska
5	131	Dennis Price, CB, UCLA
6	143	Erwin Grabisna, LB, Case W. Reserve
7	171	Derrick Crudup, DB, Oklahoma
8	199	Mike Alexander, WR, Penn State
9A	227	Reggie Ware, RB, Auburn
9B	229	Scott Tabor, P, California
10	255	Newt Harrell, G, West Texas State
11	283	David Weber, QB, Carroll College
12	311	Greg Kunkel, G, Kentucky

1989

2	29	Steve Wisniewski, G, Penn State
6A	140	Jeff Francis, QB, Tennessee
6B	156	Doug Lloyd, RB, North Dakota St.
8	205	Derrick Gainer, RB, Florida A&M
9	235	Gary Gooden, WR, Indiana
10	262	Charles Jackson, DT, Jackson St.

1990

1	11	Anthony Smith, DE, Arizona
2	37	Aaron Wallace, LB, Texas A&M
4	95	Torin Dorn, CB, North Carolina
6	149	Marcus Wilson, RB, Virginia
7	173	Garry Lewis, CB, Alcorn State
8	197	A.J. Jimerson, LB, Norfolk State
9	230	Leon Perry, RB, Oklahoma
11A	303	Ron Lewis, WR, Jackson State
11B	304	Myron Jones, RB, Fresno State
12A	317	Major Harris, QB, West Virginia
12B	331	Demetrius Davis, TE, Nevada

1991

1	24	Todd Marinovich, QB, USC
2	43	Nick Bell, RB, Iowa
4	100	Raghib Ismail, WR, Notre Dame
6	146	Nolan Harrison, DT, Indiana
8A	213	Brian Jones, LB, Texas
8B	219	Todd Woulard, LB, Alabama A&M
9	247	Tahaun Lewis, CB, Nebraska
10	274	Andrew Glover, TE, Grambling State
12	330	Dennis Johnson, CB, Winston-Salem St.

1992

1	16	Chester McGlockton, DT, Clemson
2	32	Greg Skrepenak, T, Michigan
5	128	Derrick Hoskins, S, So. Mississippi
6	156	Tony Rowell, C, Florida
7A	173	Curtis Cotton, S, Nebraska
7B	185	Kevin Smith, RB, UCLA
10	268	Alberto White, LB, Texas Southern
12	324	Tom Roth, G, Southern Illinois

1993

1	12	Patrick Bates, S, Texas A&M
3A	58	Billy Joe Hobert, QB, Washington
3B	72	James Trapp, CB, Clemson
5	125	Olanda Truitt, WR, Mississippi St.
7	181	Greg Biekert, LB, Colorado
8	208	Greg Robinson, RB, NE Louisiana

1994

1	22	Rob Fredrickson, LB, Michigan St.
2	52	James Folston, DE, NE Louisiana
3	80	Calvin Jones, RB, Nebraska
4	120	Austin Robbins, DT, North Carolina
5	159	Roosevelt Patterson, G, Alabama
7	217	Rob Holmberg, LB, Penn State

1995

1	18	Napoleon Kaufman, RB, Washington
2	49	Barret Robbins, C, TCU
3	86	Joe Aska, RB, Central Oklahoma
4	118	Mike Morton, LB, North Carolina
5A	138	Matt Dyson, LB, Michigan
5B	154	Jeff Kysar, T, Arizona State
6	190	Eli Herring, T, BYU

1996

1	9	Rickey Dudley, TE, Ohio State
2	57	Lance Johnstone, DE, Temple
5	166	La'Roi Glover, DT, San Diego State
6	183	Tim Hall, RB, Robert Morris
7A	220	Sedric Clark, LB, Tulsa
7B	224	Darius Smith, C, Sam Houston St.
7C	248	Joey Wylie, G, Stephen F. Austin

1997

1	2	Darrell Russell, DT, USC
3A	72	Adam Treu, G, Nebraska
3B	85	Tim Kohn, G, Iowa State
4	123	Chad Levitt, RB, Cornell
6A	172	Calvin Branch, CB, Colorado St.
6B	193	Grady Jackson, DT, Knoxville

1998

1A	4	Charles Woodson, CB, Michigan
1B	23	Mo Collins, T, Florida
2	31	Leon Bender, DT, Washington St.
3	63	Jon Ritchie, RB, Stanford
4	109	Gennaro DiNapoli, G, Virginia Tech
5A	127	Jeremy Brigham, TE, Washington
5B	152	Travian Smith, LB, Oklahoma
7A	230	Vince Amey, DE, Arizona State
7B	235	David Sanders, DE, Arkansas

1999

1	18	Matt Stinchcomb, T, Georgia
2	40	Tony Bryant, DE, Florida State
4	102	Dameane Douglas, RB, California
5A	146	Eric Barton, LB, Maryland
5B	153	Rod Coleman, LB, East Carolina
6	188	Daren Yancey, DT, BYU
7	224	JoJuan Armour, LB, Miami (Ohio)

2000

1	17	Sebastian Janikowski, K, Florida State
2	47	Jerry Porter, WR, West Virginia
4	107	Junior Ioane, DT, Arizona State
5	142	Shane Lechler, P, Texas A&M
7A	227	Mondriel Fulcher, TE, Miami (Fla.)
7B	231	Clifton Black, S, Texas State

2001

1	28	Derrick Gibson, S, Florida State
2	59	Marques Tuiaosopo, QB, Washington
3	89	DeLawrence Grant, DE, Oregon State
5	158	Raymond Perryman, S, Northern Arizona
6	184	Chris Cooper, DT, Nebraska-Omaha
7A	228	Derek Combs, RB, Ohio State
7B	229	Ken-Yon Rambo, WR, Ohio State

2002

1A	17	Phillip Buchanon, CB, Miami (Fla.)
1B	23	Napoleon Harris, LB, Northwestern
2A	53	Langston Walker, OL, California
2B	55	Doug Jolley, TE, BYU
5	147	Kenyon Coleman, DE, UCLA
6A	189	Keyon Nash, S, Albany State (Ga.)
6B	197	Larry Ned, RB, San Diego State
7	235	Ronald Curry, QB, North Carolina

2003

1A	31	Nnamdi Asomugha, CB, California
1B	32	Tyler Brayton, DE, Colorado
2	63	Teyo Johnson, TE, Stanford
3A	83	Sam Williams, DE, Fresno State
3B	96	Justin Fargas, RB, USC
4	129	Shurron Pierson, DE, South Florida
5	167	Doug Gabriel, WR, UCF
6	204	Dustin Rykert, T, BYU
7A	246	Siddeeq Shabazz, S, New Mexico St.
7B	262	Ryan Hoag, WR, Gustavus Adolphus

2004

1	2	Robert Gallery, T, Iowa
2	45	Jake Grove, C, Virginia Tech
3	67	Stuart Schweigert, S, Purdue
4	99	Carlos Francis, WR, Texas Tech
5	134	Johnnie Morant, WR, Syracuse
6A	166	Shawn Johnson, DE, Delaware
6B	182	Cody Spencer, LB, North Texas
7A	245	Courtney Anderson, TE, San Jose St.
7B	255	Andre Sommersell, LB, Colorado State

2005

1	23	Fabian Washington, CB, Nebraska
2	38	Stanford Routt, CB, Houston
3A	69	Andrew Walter, QB, Arizona State
3B	78	Kirk Morrison, LB, San Diego State
6A	175	Anttaj Hawthorne, DT, Wisconsin
6B	212	Ryan Riddle, LB, California
6C	214	Pete McMahon, T, Iowa

2006

1	7	Michael Huff, DB, Texas
2	38	Thomas Howard, LB, UTEP
3	69	Paul McQuistan, OL, Weber State
4	101	Darnell Bing, LB, USC
6	176	Kevin Boothe, OL, Cornell
7A	214	Chris Morris, OL, Michigan State
7B	255	Kevin McMahan, WR, Maine

2007

1	1	JaMarcus Russell, QB, LSU
2	38	Zach Miller, TE, Arizona State
3A	65	Quentin Moses, DE, Georgia
3B	91	Mario Henderson, T, Florida State
3C	99	Johnnie Lee Higgins, WR, UTEP
4A	100	Michael Bush, RB, Louisville
4B	110	John Bowie, CB, Cincinnati
5A	138	Jay Richardson, DE, Ohio State
5B	165	Eric Frampton, S, Washington State
6	175	Oren O'Neal, RB, Arkansas State
7	254	Jonathan Holland, WR, Louisiana Tech

2008

1	4	Darren McFadden, RB, Arkansas
4A	100	Tyvon Branch, DB, Connecticut
4B	125	Arman Shields, WR, Richmond
6	169	Trevor Scott, DE, Buffalo
7	226	Chaz Schilens, WR, San Diego State

2009

1	7	Darrius Heyward-Bey, WR, Maryland
2	47	Mike Mitchell, S, Ohio
3	71	Matt Shaughnessy, DE, Wisconsin
4A	124	Louis Murphy, WR, Florida
4B	126	Slade Norris, LB, Oregon State
6A	199	Stryker Sulak, DE, Missouri
6B	202	Brandon Myers, TE, Iowa

2010

1	8	Rolando McClain, LB, Alabama
2	44	Lamar Houston, DE, Texas
3	69	Jared Veldheer, T, Hillsdale
4A	106	Bruce Campbell, T, Maryland
4B	108	Jacoby Ford, WR, Clemson
5	138	Walter McFadden, CB, Auburn
6	190	Travis Goethel, LB, Arizona State
7A	215	Jeremy Ware, CB, Michigan State
7B	251	Stevie Brown, S, Michigan

2011

2	48	Stefen Wisniewski, C, Penn State
3A	81	DeMarcus Van Dyke, CB, Miami (Fla.)
3B	92	Joe Barksdale, T, LSU
4A	113	Chimdi Chekwa, CB, Ohio State
4B	125	Taiwan Jones, RB, Eastern Washington
5	148	Denarius Moore, WR, Tennessee
6	181	Richard Gordon, TE, Miami (Fla.)
7	241	David Ausberry, TE, USC

SUPPLEMENTAL DRAFT

3		Terrelle Pryor, QB, Ohio State
---	--	--------------------------------

2012

3	95	Tony Bergstrom, G, Utah
4	129	Miles Burris, LB, San Diego State
5A	158	Jack Crawford, DE, Penn State
5B	168	Juron Criner, WR, Arizona
6	189	Christo Bilukidi, DT, Georgia State
7	230	Nathan Stupar, LB, Penn State

2013

1	12	DJ Hayden, CB, Houston
2	42	Menelik Watson, T, Florida State
3	66	Sio Moore, LB, Connecticut
4	112	Tyler Wilson, QB, Arkansas
6A	172	Nick Kasa, TE, Colorado
6B	181	Latavius Murray, RB, UCF
6C	184	Mychal Rivera, TE, Tennessee
6D	205	Stacy McGee, DT, Oklahoma
7A	209	Brice Butler, WR, San Diego State
7B	233	David Bass, DE, Missouri Western St.

2014

1	5	Khalil Mack, LB, Buffalo
2	36	Derek Carr, QB, Fresno State
3	81	Gabe Jackson, G, Mississippi State
4A	107	Justin Ellis, DT, Louisiana Tech
4B	116	Keith McGill II, CB, Utah
7A	219	TJ Carrie, CB, Ohio
7B	235	Shelby Harris, DE, Illinois State
7C	247	Jonathan Dowling, S, Western Kentucky

2015

1	4	Amari Cooper, WR, Alabama
2	35	Mario Edwards Jr., DE, Florida State
3	68	Clive Walford, TE, Miami (Fla.)
4	128	Jon Feliciano, G, Miami (Fla.)
5A	140	Ben Heeney, LB, Kansas
5B	161	Neiron Ball, LB, Florida
6	179	Max Valles, DE, Virginia
7A	218	Anthony Morris, T, Tennessee St.
7B	221	Andre Debose, WR, Florida
7C	242	Dexter McDonald, DB, Kansas

2016

1	14	Karl Joseph, S, West Virginia
2	44	Jihad Ward, LB, Illinois
3	75	Shilique Calhoun, LB, Michigan State
4	100	Connor Cook, QB, Michigan State
5	143	DeAndre Washington, RB, Texas Tech
6	194	Cory James, LB, Colorado State
7	234	Vadal Alexander, G, LSU

2017

1	24	Gareon Conley, CB, Ohio State
2	56	Obi Melifonwu, S, Connecticut
3	88	Eddie Vanderdoes, DT, UCLA
4	129	David Sharpe, T, Florida
5	168	Marquel Lee, LB, Wake Forest
7A	221	Shalom Luani, S, Washington State
7B	231	Jylan Ware, T, Alabama State
7C	242	Elijah Hood, RB, North Carolina
7D	244	Treyvon Hester, DT, Toledo

2018

1	15	Kolton Miller, T, UCLA
2	57	P.J. Hall, DT, Sam Houston St.
3A	65	Brandon Parker, T, North Carolina A&T
3B	87	Arden Key, DE, LSU
4	110	Nick Nelson, CB, Wisconsin
5A	140	Maurice Hurst, DT, Michigan
5B	173	Johnny Townsend, P, Florida
6	216	Azeem Victor, LB, Washington
7	228	Marcell Ateman, WR, Oklahoma State



T Kolton Miller

ALL-TIME ASSISTANT COACHES

Name	College	Position Coached	Years
ADAMS, Tim	Air Force	Strength and Conditioning	2003
ADOLPH, Dave	Akron	Linebackers	1989-91, 1997-98
ANNO, Sam	USC	Defensive Assistant	2015-17
ANSLEY, Derrick	Troy	Defensive Backs	2018
APRIL, Bobby	Nicholls State	Special Teams Coordinator	2013-14
AVEZZANO, Joe	Florida State	Special Teams Coordinator	2004-05
BATISTE, D'Anthony	Louisiana-Lafayette	Strength and Conditioning Assistant	2018
BAYLESS, Martin	Bowling Green	Special Teams Assistant	2004-05
BENNETT, Edgar	Florida State	Wide Receivers	2018
BERBENICH, Tim	Hamilton College	Quality Control - Offense	2018
BIEKERT, Greg	Colorado	Linebackers	2011
BILETNIKOFF, Fred	Florida State	Quality Control-Offense/Wide Receivers	1989-2006
BISACCIA, Rich	Yankton	Assistant Head Coach/Special Teams Coordinator	2018
BOARD, Dwaine	North Carolina A&T	Defensive Line	2009
BOGHOSIAN, Sam	UCLA	Offensive Line	1979-87
BONIOL, Chris	Louisiana Tech	Assistant Special Teams	2014
BRESNAHAN, Chuck	Navy	Defensive Backs/Defensive Coordinator	1998-2003, 2011
BROWN, Willie	Grambling	Defensive Backs/Squad Development	1979-88, 1995-11
BUGEL, Joe	Western Kentucky	Assistant Head Coach-Offense	1995-96
BURNS, Keith	Arkansas	Assistant Special Teams	2012-13
CABLE, Tom	Idaho	Offensive Line	2007-08, 2018
CALLAHAN, Bill	Illinois Benedictine	Offensive Coordinator/Offensive Line/Tight Ends	1998-2001
CALLAHAN, Brian	UCLA	Quarterbacks	2018
CASULLO, Bob	Brockport State	Special Teams	2000-03
CLANCY, Sam	Pittsburgh	Defensive Line	2004-05
COE, Charles	Kansas State	Wide Receivers	2007
COLEMAN, Marco	Georgia Tech	Assistant Defensive Line	2018
COLLETTI, Jim	UCLA	Offensive Line	2005
CODY, Ed	Purdue	Assistant Coach	1960
CONKRIGHT, Red	Oklahoma	Defensive Coach	1962
CREGG, James	Colorado State	Assistant Offensive Line	2007-08
CUNNINGHAM, Gunther	Oregon	Linebackers/Defensive Line	1991-94
DAHMS, Tom	San Diego State	Defensive Line	1963-78
DAISHER, Ted	Western Michigan	Special Teams Coordinator	2006
DEFILIPPO, John	James Madison	Quarterbacks	2007-08, 2012-14
DICKSON, George	Notre Dame	Defensive Backfield	1961
DOWNING, Todd	Minnesota	Quarterbacks/Offensive Coordinator	2015-17
DUNN, John	Penn State	Strength and Conditioning	1987-89
EATMAN, Irv	UCLA	Co-Offensive Line	2006
ENGLEBERG, Buggsy	East Tennessee State	Kicking	1968
ERBER, Lew	Montclair State	Offensive Backfield/Wide Receivers	1976-81
ERKENBECK, Jim	San Diego State	Tight Ends	1999-2001
ETO, Darryl	Arizona	Assistant Strength and Conditioning	2015-17
FASSEL, Jim	Long Beach State	Quarterbacks	1995
FASSEL, John	Weber State	Asst. Special Teams/Special Teams	2008-11
FELDMAN, Marty	Stanford	Assistant Coach	1960-61
FISH, Jeff	Western Carolina	Strength and Conditioning	2004-07
FLORES, Tom	Pacific	Receivers	1972-78
FORD, Robert	Houston	Quality Control-Offense	2006
FOX, John	San Diego State	Defensive Coordinator	1994-95
FRANKLIN, Chet	Utah	Defensive Backfield	1980-86
FRANKLIN, Jethro	Fresno State	Defensive Line	2015-17
FULLAGAR, Hugh	University of Wollongong	Strength and Conditioning Assistant	2017
FULLER, Curtis	TCU	Quality Control-Special Teams	2007
GANSZ, Frank Jr	Citadel	Special Teams	1998-99
GIBBS, Alex	Davidson	Assistant to Head Coach	1988-89
GIEMONT, Garrett	Fullerton College	Strength and Conditioning	1995-2003
GILMORE, Ted	Wyoming	Wide Receivers	2012-14
GOMES, Joe	St. Mary's (England)	Strength and Conditioning	2015-17
GRIECO, John	Florida	Assistant Strength and Conditioning	2012-14
GRIFFITH, Justin	Mississippi State	Quality Control-Offense	2012-14
GRISWOLD, Chris	Hobart	Quality Control-Defense	2002-05
GRUDEN, Deuce	Lafayette College	Strength and Conditioning Assistant	2018
GRUNEISEN, Sam	Villanova	Linebackers	1987-90
GUENTHER, Paul	Ursinus	Defensive Coordinator	2018
GUIDICI, Fred	San Jose State	Quality Control-Defense	1995
GUY, John	North Carolina A&T	Defensive Assistant	1995-97
HACKETT, Paul	UC Davis	Quarterbacks	2009-10
HALL, Sid	Pacific	Linebackers	1969-70
HALUCHAK, Mike	USC	Linebackers	2009-10
HAMILTON, Ray	Oklahoma	Defensive Line	1993-94
HANSON, Randy	Pacific (Ore.)	Assistant Defensive Backs/Assistant Coach, Defense	2007-09
HARBAUGH, Jim	Michigan	Offensive Assistant	2002-03
HARRIS, Bishop	North Carolina Central	Running Backs	1995-97
HASLETT, Jim	Indiana of Pennsylvania	Linebackers	1993-94
HELTON, Kim	Florida	Offensive Line	1990-92
HENRY, Adam	McNeese State	Quality Control-Offense/Tight Ends	2007-11

ALL-TIME ASSISTANT COACHES

Name	College	Position Coached	Years
HOFFMAN, Steve	Dickinson (Penn.)	Special Teams Coordinator	2012
HOLLAND, Johnny	Texas A&M	Linebackers	2012
HOLOVAK, Mike	Boston College	Receivers	1971
HOLT, Tim	Southern Connecticut St.	Assistant Offensive Line	2015-17
HOLZ, Nick	Colorado	Offensive Assistant/Quality Control-Offense/Assistant Wide Receivers	2012-18
HUNLEY, Ricky	Arizona	Assistant Linebackers	2011
HUTSON, Mark	Oklahoma	Tight Ends	2012-14
JACKSON, Hue	Pacific	Offensive Coordinator	2010
JEANPIERRE, Lemuel	South Carolina	Assistant Offensive Line	2018
JENKINS, Robert	UCLA	Offensive Assistant	1997-98
JOHNSON, Bobby	Miami (Ohio)	Tight Ends	2015-17
JOHNSON, Don	Jersey City State	Assistant Defensive Line	2007-08
JONES, Pat	Arkansas	Outside Linebackers	2004-05
JONES, Ronnie	Northeast Oklahoma	Linebackers	1992
JORGE, Ernie	St. Mary's	Assistant Coach	1960
KALMINAR, Tom	Nevada	Offensive Backfield	1960-62
KENNAN, Larry	La Verne	Quarterbacks	1982-87, 1996
KIJOWSKI, Kevin	Appalachian State	Strength and Conditioning Assistant	2015-16
KNAPP, Greg	Sacramento State	Offensive Coordinator	2007-08, 2012
KROMER, Aaron	Miami (Ohio)	Offensive Assistant/Offensive Line	2001-04
LAL, Sanjay	Washington	Quality Control-Offense/Wide Receivers	2007-11
LEGGETT, Earl	Louisiana State	Defensive Line	1979-88, 1991-92
LEONE, Bert	Ohio State	Quality Control-Defense	2009
LIPPINCOTT, David	Dayton	Linebackers	2018
LOFTON, James	Stanford	Wide Receivers	2008
LOPEZ, Clayton	Nevada	Defensive Backs	2004-05, 2012-14
LOWE, Woodrow	Alabama	Defensive Assistant	1999-2000
LYNN, Johnnie	UCLA	Defensive Backs	2012-14
LYNN, Ron	Mt. Union	Defensive Backs	2000-03
MADDEN, John	Cal Poly, San Luis Obispo	Linebackers	1967-68
MADDOCK, Bob	Notre Dame	Defensive Line	1963
MADRO, Joe	Ohio State	Assistant Coach	1977-82
MALAVASI, Ray	Mississippi State	Linebackers	1971-72
MARINOVICH, Marv	Southern California	Strength	1968-70
MARSHALL, John	Washington State	Defensive Coordinator	2009-10
MARTIN, Don	Harvard	Quality Control-Defense	1998-2003
MARTINDALE, Don	Defiance College	Inside Linebackers/Linebackers	2004-08
MARTINEZ, George	NW Oklahoma State	Quality Control-Defense	2006-08
MARTINEZ, Kelsey	Colorado State	Strength and Conditioning Assistant	2018
McCABE, Richard	Pittsburgh	Defensive Backfield	1969-70
McELWAIN, Jim	Eastern Washington	Quarterbacks	2006
McKINNEY, Odis	Colorado	Defensive Backs	1990-94
MEYERS, Bill	Stanford	Offensive Line/Assistant to Head Coach-Tight Ends, Tackles	1993-97
MICHAELS, Walt	Washington & Lee	Assistant Coach	1962
MICHALCZIK, Jim	Washington State	Offensive Line	2009-10
MILLARD, Keith	Washington State	Defensive Line Assistant/Defensive Line	2005-08
MILLER, Al	Northeast Louisiana	Strength and Conditioning	2012-13
MILLER, Wes	Missouri State	Strength and Conditioning Assistant	2015-17
MISCHAK, Bob	Army	Tight Ends	1973-74, 1979-87, 1994
MOORE, Myrel	California-Davis	Linebackers	1978-79
MOORE, Rob	Syracuse	Wide Receivers	2015-17
MORGAN, Chris	Colorado	Assistant Offensive Line	2009-10
MORTON, John	Western Michigan	Offensive Assistant/Tight Ends	1998-2004
MUSGRAVE, Bill	Oregon	Quarterbacks/Offensive Coordinator	1997, 2015-16
NICOLAU, Nick	Southern Connecticut	Wide Receivers	1988
NORTON, Jr., Ken	UCLA	Defensive Coordinator	2015-17
NORVELL, Jay	Iowa	Tight Ends	2002-03
OLSON, Greg	Central Washington	Offensive Coordinator	2013-14, 2018
O'NEIL, Jim	Towson	Defensive Backs	2018
ORTMAYER, Steve	La Verne	Football Ops/Special Teams	1978-86, 1990-94
PAGAC, Fred	Ohio State	Linebackers	2001-06
PAGANO, Chuck	Wyoming	Defensive Assistant	2005-06
PAGANO, John	Mesa State	Assistant Head Coach - Defense	2017
PARMALEE, Bernie	Ball State	Running Backs	2015-17
PEETE, Skip	Kansas	Running Backs	1998-06
PEETZ, Jake	Nebraska	Senior Offensive Assistant/Assistant Quarterbacks/Quarterbacks	2015-17
PELCH, Aaron	Weber State	Assistant Special Teams	2009
PERKINS, Ray	Alabama	Offensive Coordinator	1997
PERRY, Darren	Penn State	Defensive Backs	2007-08
PETERS, Floyd	San Francisco State	Defensive Line	1995-96
POLLACK, Frank	Northern Arizona	Offensive Line	2012
POLONCHEK, John	Michigan State	Offensive Backfield	1967-71
RATHMAN, Tom	Nebraska	Running Backs	2007-08
RAUCH, John	Georgia	Offensive Backs	1963-65
RAYE, Jimmy	Michigan State	Assistant Head Coach/Offensive Coordinator	2004-05
RAZZANO, Dave	Cal State Hayward	Director of Football Research	2018

ALL-TIME ASSISTANT COACHES

Name	College	Position Coached	Years
REILLY, Jack	Long Beach State	Offensive Backs	1994
ROACH, Paul	Black Hills State	Offensive Backfield	1972-74
ROBERTSON, Marcus	Iowa State	Assistant Defensive Backs/Defensive Backs	2014-16
ROBINSON, John	Oregon	Offensive Backfield	1975
ROBISKIE, Terry	LSU	Coaches Assistant/Tight Ends	1982-93
RODRIGUEZ, Pete	Western State (Colo.)	Special Teams	1988-89
ROLL, Brad	Stephen F. Austin	Strength and Conditioning	2008-11
ROSS, Kevin	Temple	Defensive Backs	2010-11
ROSS, Robin	Washington State	Linebackers	1999-2000
ROWEN, Keith	Stanford	Offensive Line	1997-98
RYAN, Rob	SW Oklahoma State	Defensive Coordinator	2004-08
SANDERS, Bob	Davidson	Linebackers	2013-14
SANDERS, Eric	UC Davis	Quality Control-Offense/Quality Control-Defense	2010-14
SARKISIAN, Steve	Brigham Young	Quarterbacks	2004
SAUNDERS, Al	San Jose State	Offensive Coordinator/Sr. Offensive Assistant	2011-14
SCANGARELLO, Rich	Sacramento State	Quality Control-Offense	2009
SCANNELLA, Joe	Lehigh	Special Teams/Offensive Backs	1972-77, 1987-93
SCHLEICHER	Penn State	Linebackers	1965
SCHNEIDER, Brian	Colorado State	Special Teams Coordinator	2007-08
SEELY, Brad	South Dakota State	Special Teams Coordinator	2015-17
SHAFFER, Steve	Utah State	Defensive Backs	1995-97
SHAW, David	Stanford	Quality Control-Offense/Quarterbacks	1998-2001
SHAW, Tom	Central Michigan	Strength and Conditioning Coordinator	2018
SHAW, Willie	New Mexico	Defensive Coordinator	1998-99
SHELL, Art	Maryland State	Offensive Line	1983-89
SHINNICK, Don	UCLA	Linebackers	1973-77
SHOOP, John	University of the South	Tight Ends	2005-06
SIMS, Darryl	Wisconsin	Assistant Defensive Line	2006
SINGLETON, Jemal	Air Force	Running Backs	2018
SKIPPER, Kelly	Fresno State	Tight Ends/Running Backs	2007-14
SLATE, Rick	Florida State	Strength and Conditioning Assistant	2018
SLATER, Jackie	Jackson State	Co-Offensive Line	2006
SMITH, Frank	Miami (Ohio)	Tight Ends	2018
SMITH, Tracy	LSU	Assistant Special Teams	2015-17
SMITH, Travis	Cal Poly	Defensive Assistant/Quality Control-Defense/Outside Linebackers	2012-18
SPARANO, Tony	New Haven	Asst. Head Coach/Offensive Line	2013-14
SPENCER, Kevin	Springfield	Special Teams	1995-97
SPENCER, Oliver	Kansas	Offensive Line/Defensive Line	1962-79
STANTON, Jack	North Carolina State	Defensive Backs	1989-94
STEPHENS, Vernon	North Florida	Assistant Strength and Conditioning	2014
STEVENS, Gary	John Carroll	Quarterbacks	1998-2000
STORER, Byron	California	Assistant Special Teams	2018
SUMNER, Charles	William & Mary	Defensive Backfield/Linebackers	1963-68, 1979-83, 1987-88
SUNSERI, Sal	Pittsburgh	Linebackers	2015-17
SWEENEY, Jim	Portland State	Special Teams	1978
TARVER, Jason	Santa Clara	Defensive Coordinator	2012-14
TICE, Mike	Maryland	Offensive Line	2015-17
TICE, Nate	Wisconsin	Quality Control - Offense	2017
TILLMAN, Rusty	Northern Arizona	Special Teams	1996-97
TOLLNER, Ted	Cal Poly, San Luis Obispo	Passing Game Coordinator	2009-10
TRESTMAN, Marc	Morehead State	Senior Assistant/Offensive Coordinator	2001-03
TRGOVAC, Mike	Michigan	Defensive Line	2018
TURNER, Chris	Long Beach State	Offensive Assistant	2002-05
URBANIK, Bill	Ohio State	Defensive Line	1989-90, 1997
WIESELMAYER, Brent	Redlands	Assistant Linebackers/Safeties	2015-17
WALSH, Bill	San Jose State	Offensive Backfield	1966
WALSH, Tom	U.C. Santa Barbara	Wide Receivers/Quarterbacks/Offensive Coordinator	1982-94, 2006
WARD, Lorenzo	Alabama	Assistant Defensive Backs/Special Teams	2006
WARREN, Jimmy	Illinois	Defensive Backs	1987-88
WASHINGTON, Lionel	Tulane	Defensive Backs	2009-10
WAUFLE, Mike	Utah State	Defensive Line	1998-2003, 2010-11
WHITE, Mike	California	Quarterbacks/Offensive Line	1990-94
WHITTINGHAM, Fred	Cal Poly, San Luis Obispo	Linebackers	1995-97
WHITTINGTON, Arthur	Southern Methodist	Assistant	1993-94
WILKERSON, Doug	North Carolina Central	Strength and Conditioning	1994
WILLIAMS, Terrell	East Carolina	Defensive Line	2012-14
WILLSEY, Ray	California	Defensive Backfield/Offensive Backfield	1978-87
WILSON, Mike	Washington State	Wide Receivers	1995-96
WISNIEWSKI, Steve	Penn State	Assistant Offensive Line	2011-12
WOOD, Dick	Auburn	Ends	1969-70
WOODS, Joe	Illinois State	Defensive Backs	2014
WOODSON, Rod	Purdue	Asst. Coach, Cornerbacks/Asst. Defensive Backs/Cornerbacks	2011, 15-17
WYLIE, Bob	Roger Williams	Offensive Line	2011
ZEMAN, Bob	Wisconsin	Defensive Backfield/Linebackers	1971-77, 1984-86

AP ALL-LEAGUE SELECTIONS

1960	All-AFL (1): Center Jim Otto
1961	All-AFL (1): Center Jim Otto
1962	All-AFL (2): Center Jim Otto, defensive back Fred Williamson.
1963	All-AFL (6): Running back Clem Daniels, linebacker Archie Matsos, safety Tommy Morrow, center Jim Otto, wide receiver Art Powell, cornerback Fred Williamson.
1964	All-AFL (1): Center Jim Otto.
1965	All-AFL (2): Cornerback Dave Grayson, center Jim Otto.
1966	All-AFL (2): Running back Clem Daniels, cornerback Kent McCloughan.
1967	All-AFL (6): Tight end Billy Cannon, defensive end Ben Davidson, defensive tackle Tom Keating, quarterback Daryle Lamonica, cornerback Kent McCloughan, center Jim Otto.
1968	All-AFL (6): Tackle Dan Birdwell, cornerback Willie Brown, running back Hewritt Dixon, safety Dave Grayson, center Jim Otto, guard Gene Upshaw.
1969	All-AFL (7): Wide receiver Fred Biletnikoff, cornerback Willie Brown, safety Dave Grayson, quarterback Daryle Lamonica, center Jim Otto, tackle Harry Schuh, guard Gene Upshaw.
1970	ALL-PRO FIRST TEAM (2): Center Jim Otto, guard Gene Upshaw.
1971	ALL-PRO FIRST TEAM (1): Cornerback Willie Brown.
1972	ALL-PRO FIRST TEAM (1): Wide receiver Fred Biletnikoff. ALL-PRO SECOND TEAM (4): Tackle Bob Brown, cornerback Willie Brown, center Jim Otto, guard Gene Upshaw.
1973	ALL-PRO FIRST TEAM (1): Cornerback Willie Brown.
1974	ALL-PRO FIRST TEAM (4): Wide receiver Cliff Branch, Tackle Art Shell, quarterback Ken Stabler, guard Gene Upshaw. ALL-PRO SECOND TEAM (2): Defensive tackle Otis Sistrunk, safety Jack Tatum.
1975	ALL-PRO FIRST TEAM (1): Wide receiver Cliff Branch. ALL-PRO SECOND TEAM (3): Tackle Art Shell, guard Gene Upshaw, linebacker Phil Villapiano.
1976	ALL-PRO FIRST TEAM (2): Wide receiver Cliff Branch, tight end Dave Casper. ALL-PRO SECOND TEAM (3): Linebacker Ted Hendricks, quarterback Ken Stabler, guard Gene Upshaw.
1977	ALL-PRO FIRST TEAM (4): Tight end Dave Casper, punter Ray Guy, tackle Art Shell, guard Gene Upshaw. ALL-PRO SECOND TEAM (2): Kicker Errol Mann, running back Mark van Eeghen.
1978	ALL-PRO FIRST TEAM (2): Tight end Dave Casper, punter Ray Guy. ALL-PRO SECOND TEAM (1): Tackle Art Shell.
1979	ALL-PRO FIRST TEAM (1): Tight end Dave Casper.
1980	ALL-PRO FIRST TEAM (2): Cornerback Lester Hayes, linebacker Ted Hendricks. ALL-PRO SECOND TEAM (1): Punter Ray Guy.
1982	ALL-PRO FIRST TEAM (2): Running back Marcus Allen, linebacker Ted Hendricks.
1983	ALL-PRO FIRST TEAM (1): Tight end Todd Christensen. ALL-PRO SECOND TEAM (4): Cornerback Lester Hayes, defensive end Howie Long, linebacker Rod Martin, safety Vann McElroy.
1984	ALL-PRO FIRST TEAM (3): Cornerback Mike Haynes, defensive end Howie Long, linebacker Rod Martin. ALL-PRO SECOND TEAM (2): Running back Marcus Allen, tight end Todd Christensen.
1985	ALL-PRO FIRST TEAM (4): Running back Marcus Allen, tight end Todd Christensen, cornerback Mike Haynes, defensive end Howie Long.
1986	ALL-PRO FIRST TEAM (1): Nose tackle Bill Pickel. ALL-PRO SECOND TEAM (1): Tight end Todd Christensen.
1990	ALL-PRO SECOND TEAM (2): Defensive end Greg Townsend, guard Steve Wisniewski.
1991	ALL-PRO FIRST TEAM (4): Punter Jeff Gossett, kicker Jeff Jaeger, safety Ronnie Lott, guard Steve Wisniewski. ALL-PRO SECOND TEAM (1): Defensive end Greg Townsend.
1992	ALL-PRO FIRST TEAM (1): Guard Steve Wisniewski.
1993	ALL-PRO SECOND TEAM (1): Guard Steve Wisniewski.
1994	ALL-PRO SECOND TEAM (3): Cornerback Terry McDaniel, defensive tackle Chester McGlockton, guard Steve Wisniewski.
1995	ALL-PRO FIRST TEAM (1): Defensive tackle Chester McGlockton. ALL-PRO SECOND TEAM (2): Cornerback Terry McDaniel, guard Steve Wisniewski.
1996	ALL-PRO SECOND TEAM (2): Defensive tackle Chester McGlockton, guard Steve Wisniewski.
1998	ALL-PRO FIRST TEAM (1): Defensive tackle Darrell Russell.
1999	ALL-PRO FIRST TEAM (1): Cornerback Charles Woodson. ALL-PRO SECOND TEAM (1): Defensive tackle Darrell Russell.
2000	ALL-PRO FIRST TEAM (2): Quarterback Rich Gannon, punter Shane Lechler. ALL-PRO SECOND TEAM (2): Guard Steve Wisniewski, cornerback Charles Woodson.
2001	ALL-PRO SECOND TEAM (2): Tackle Lincoln Kennedy, punter Shane Lechler.
2002	ALL-PRO FIRST TEAM (4): Quarterback Rich Gannon, tackle Lincoln Kennedy, center Barret Robbins, cornerback Rod Woodson. ALL-PRO SECOND TEAM (1): Wide receiver Jerry Rice.
2003	ALL-PRO FIRST TEAM (1): Punter Shane Lechler.
2004	ALL-PRO FIRST TEAM (1): Punter Shane Lechler.
2005	ALL-PRO SECOND TEAM (1): Defensive end Derrick Burgess.
2006	ALL-PRO SECOND TEAM (1): Cornerback Nnamdi Asomugha.
2007	ALL-PRO SECOND TEAM (1): Punter Shane Lechler.
2008	ALL-PRO FIRST TEAM (2): Cornerback Nnamdi Asomugha, punter Shane Lechler.
2009	ALL-PRO FIRST TEAM (1): Punter Shane Lechler. ALL-PRO SECOND TEAM (1): Cornerback Nnamdi Asomugha
2010	ALL-PRO FIRST TEAM (2): Cornerback Nnamdi Asomugha, punter Shane Lechler. ALL-PRO SECOND TEAM (1): Safety Michael Huff.
2011	ALL-PRO SECOND TEAM (3): Kicker Sebastian Janikowski, punter Shane Lechler, defensive tackle Richard Seymour.
2013	ALL-PRO SECOND TEAM (1): Fullback Marcel Reece.
2015	ALL-PRO FIRST TEAM (1): Defensive end and outside linebacker Khalil Mack. ALL-PRO SECOND TEAM (1): Safety Charles Woodson.
2016	ALL-PRO FIRST TEAM (2): Edge rusher Khalil Mack, left guard Kelechi Osemele. ALL-PRO SECOND TEAM (1): Punter Marquette King.

ALL-TIME HONORS

AP NFL Most Valuable Player

1974 QB Ken Stabler
1985 RB Marcus Allen
2002 QB Rich Gannon

AP Offensive Player of the Year

1974 QB Ken Stabler
1985 RB Marcus Allen

AP Defensive Player of the Year

1980 CB Lester Hayes
2016 DE Khalil Mack

AP Offensive Rookie of the Year

1982 RB Marcus Allen

AP Defensive Rookie of the Year

1998 CB Charles Woodson

AP Comeback Player of the Year

1980 QB Jim Plunkett

AFL AP Player of the Year

1967 QB Daryle Lamonia

AFL UPI Player of the Year

1967 QB Daryle Lamonia
1969 QB Daryle Lamonia

PFWA Executive of the Year

2002 Al Davis
2016 Reggie McKenzie

PFWA Coach of the Year

1967 John Rauch
1969 John Madden
1982 Tom Flores
1990 Art Shell

PFWA MVP

1985 RB Marcus Allen
2002 QB Rich Gannon

PFWA Offensive Player of the Year

2002 QB Rich Gannon

PFWA Defensive Player of the Year

2016 DE Khalil Mack

PFWA Rookie of the Year

1982 RB Marcus Allen

PFWA Defensive Rookie of the Year

1998 CB Charles Woodson

NFL 101 Awards AFC Coach of the Year

1990 Art Shell
2000 Jon Gruden
2016 Jack Del Rio

NFL 101 Awards AFC Offensive Player of the Year

1969 QB Daryle Lamonia
1970 QB/K George Blanda
1974 QB Ken Stabler
1985 RB Marcus Allen
2000 QB Rich Gannon
2002 QB Rich Gannon

Sporting News Executive of the Year

2016 Reggie McKenzie

NFL 101 Awards AFC Defensive Player of the Year

1980 CB Lester Hayes
2016 DE Khalil Mack

Maxwell Club Greasy Neale Award (Coach of the Year)

1990 Art Shell
2016 Jack Del Rio

Maxwell Club Bert Bell Award (MVP)

1970 QB/K George Blanda
1976 QB Ken Stabler
2000 QB Rich Gannon
2002 QB Rich Gannon

Super Bowl MVP

XI WR Fred Biletnikoff
XV QB Jim Plunkett
XVIII RB Marcus Allen

Walter Payton Man of the Year

1974 QB/K George Blanda

Art Rooney Sportsmanship Award

2016 S Charles Woodson

AFC Offensive Player of the Month

1990 QB Jay Schroeder Dec.
1993 WR Tim Brown Dec.-Jan.
2001 QB Rich Gannon Nov.

AFC Defensive Player of the Month

1990 DE Greg Townsend Sept.
1991 S Ronnie Lott Nov.
1993 DE Anthony Smith Sept.
1998 CB Eric Allen Oct.
2000 CB Eric Allen Dec.
2002 S Rod Woodson Sept.
2006 DE Derrick Burgess Oct.
2007 LB Kirk Morrison Sept.
2015 S Charles Woodson Oct.
2016 DE Khalil Mack Nov.

AFC Special Teams Player of the Month

1993 K Jeff Jaeger Dec.-Jan.
2001 K Sebastian Janikowski Sept.
2008 KR Justin Miller Dec.
2010 KR Jacoby Ford Nov.
2011 K Sebastian Janikowski Sept.
K Sebastian Janikowski Nov.
2012 K Sebastian Janikowski Oct.

NFL Defensive Rookie of the Month

1998 CB Charles Woodson Dec.

AFC Offensive Player of the Week

1984 RB Marcus Allen Week 4
QB Marc Wilson Week 8
1985 RB Marcus Allen Week 12
1986 QB Marc Wilson Week 4
1987 RB Bo Jackson Week 12
1989 TE Mike Dyal Week 13
1992 QB Vince Evans Week 17
1993 WR Tim Brown Week 14

QB Jeff Hostetler Week 18
1994 WR Tim Brown Week 8
QB Jeff Hostetler Week 14
1995 QB Jeff Hostetler Week 2
QB Vince Evans Week 8
1996 QB Jeff Hostetler Week 7
1997 RB Napoleon Kaufman Week 8
WR Tim Brown Week 17
1999 WR Tim Brown Week 7
QB Rich Gannon Week 10
2000 WR Tim Brown Week 6
QB Rich Gannon Week 10
2001 QB Rich Gannon Week 10
2002 QB Rich Gannon Week 10
2005 RB LaMont Jordan Week 7
2007 QB Daunte Culpepper Week 4
2009 QB Bruce Gradkowski Week 13
2010 RB Darren McFadden Week 7
2011 RB Darren McFadden Week 3
RB Michael Bush Week 10
2016 QB Derek Carr Week 8
2017 WR Amari Cooper Week 7

AFC Defensive Player of the Week

1984 LB Rod Martin Week 6
CB Mike Haynes Week 14
1985 S Vann McElroy Week 5
1988 DE Greg Townsend Week 14
1989 S Eddie Anderson Week 8
1990 LB Riki Ellison Week 15
1991 CB Lionel Washington Week 7
S Ronnie Lott Week 8
1992 CB Terry McDaniel Week 6
DE Anthony Smith Week 7
1993 DE Anthony Smith Week 1
1994 CB Terry McDaniel Week 3
CB Terry McDaniel Week 6
1995 DE Pat Swilling Week 4
LB Mike Jones Week 6
DE Pat Swilling Week 10
2000 LB William Thomas Week 4
CB Eric Allen Week 15
2001 LB William Thomas Week 11
LB William Thomas Week 14
2002 CB Philip Buchanon Week 5
DE Trace Armstrong Week 16
2003 CB Philip Buchanon Week 11
DT Rod Coleman Week 15
2006 DE Derrick Burgess Week 7
2010 S Michael Huff Week 5
LB Kamerion Wimbley Week 17
2012 DE Lamar Houston Week 7
2013 S Charles Woodson Week 5
2014 S Charles Woodson Week 12
2015 DE Khalil Mack Week 14
2016 DE Khalil Mack Week 9
DE Khalil Mack Week 12
LB Bruce Irvin Week 15

AFC Special Teams Player of the Week

1993 K Jeff Jaeger Week 16
K Jeff Jaeger Week 18
1994 PR Tim Brown Week 12
K Jeff Jaeger Week 15
1998 P Leo Araguz Week 6
2000 K Sebastian Janikowski Week 9
P Shane Lechler Week 12
P Shane Lechler Week 15

ALL-TIME HONORS

2001	PR Tim Brown	Week 13
2004	P Shane Lechler	Week 2
	T Langston Walker	Week 12
2005	K Sebastian Janikowski	Week 4
2008	K Sebastian Janikowski	Week 7
	PR Johnnie Lee Higgins	Week 12
2010	KR Jacoby Ford	Week 9
	KR Jacoby Ford	Week 16
2011	K Sebastian Janikowski	Week 1
	K Sebastian Janikowski	Week 5
	KR Jacoby Ford	Week 6
	K Sebastian Janikowski	Week 12
	DT Richard Seymour	Week 16
2012	K Sebastian Janikowski	Week 15
2015	P Marquette King	Week 16
2016	P Marquette King	Week 7
2017	K Giorgio Tavecchio	Week 1

NFL Playoff Offensive Player of the Week

2001	WR Jerry Rice (Wild Card)
2002	QB Rich Gannon (Championship)

NFL Playoff Defensive Player of the Week

2000	CB Tory James (Divisional)
------	----------------------------

NFL Playoff Special Teams Player of the Week

2002	LB Tim Johnson (Divisional)
	K Sebastian Janikowski (Championship)

Commitment to Excellence Award

1967	QB Daryle Lamonica
1968	C Jim Otto
1969	CB Willie Brown
1970	QB/K George Blanda
1971	C Jim Otto
1972	RB Marv Hubbard
1973	QB Ken Stabler
1974	QB Ken Stabler
1975	RB Pete Banaszak
1976	QB Ken Stabler
1977	RB Mark Van Eeghen
1978	TE Dave Casper
1979	TE Raymond Chester
1980	LB Ted Hendricks
1981	LB Rod Martin
1983	LB Rod Martin

1984	RB Marcus Allen
1985	RB Marcus Allen
1986	DT Bill Pickel
1987	RB Marcus Allen
1988	RB Marcus Allen
1989	DE Greg Townsend
1990	DE Greg Townsend
1991	S Ronnie Lott
1992	RB Marcus Allen
	CB Terry McDaniel
1993	WR Tim Brown
1994	CB Terry McDaniel
1995	WR Tim Brown
1996	QB Jeff Hostetler
1997	WR Tim Brown
	QB Jeff George
	DT Russell Maryland
1998	LB Greg Biekert
1999	WR Tim Brown
2000	QB Rich Gannon
2001	WR Tim Brown
	G Steve Visniewski
2002	WR Tim Brown
2003	WR Jerry Rice
2004	WR Ronald Curry
	OL Barry Sims
2005	DE Derrick Burgess
2006	CB Nnamdi Asomugha
2007	RB Justin Fargas
2008	CB Nnamdi Asomugha
2009	RB Justin Fargas
	TE Zach Miller
2010	RB Rock Cartwright
2011	RB Rock Cartwright
2012	LS Jon Condo
2013	FB Marcel Reece
2014	S Charles Woodson
2015	S Charles Woodson
2016	QB Derek Carr
2017	C Rodney Hudson

Ed Block Courage Award

1984	C/G Dave Dalby
1985	QB Marc Wilson
1986	RB Frank Hawkins
1987	LB Jerry Robinson
1988	RB Marcus Allen
1989	DB Lionel Washington

1990	WR Tim Brown
1991	T Steve Wright
1992	G Todd Peat
1993	LB Winston Moss
1994	QB Jeff Hostetler
1995	OL Don Mosebar
1996	CB Terry McDaniel
1997	T Pat Harlow
1998	RB Harvey Williams
1999	CB Eric Allen
2000	T Matt Stinchcomb
2001	RB Randy Jordan
2002	WR Jerry Porter
2003	C Barret Robbins
2004	LB Sam Williams
2005	DB Jarrod Cooper
2006	WR Ronald Curry
2007	RB Justin Fargas
2008	C/G Jake Grove
2009	S Tywon Branch
2010	G Robert Gallery
2011	DE Trevor Scott
2012	LB Travis Goethel
2013	T Khalif Barnes
2014	CB DJ Hayden
2015	WR Rod Streater
2016	LS Jon Condo
2017	QB Derek Carr

Raiders in the Bay Area Sports Hall of Fame

1986	Jim Otto
1989	George Blanda
1990	Fred Biletnikoff
1991	John Madden
1992	Jim Plunkett
1994	Bill Walsh
1996	Gene Upshaw
1998	Art Shell
1999	Ronnie Lott
2000	Ken Stabler
2001	Willie Brown
2007	Jerry Rice
2008	Roger Craig, Ray Guy
2009	Dave Casper
2010	Al Davis
2012	Tom Flores
2013	Tim Brown
2016	Raymond Chester



GM Reggie McKenzie

ALL-TIME PRO BOWL

1961 (3) RB Alan Miller
C Jim Otto
CB Fred Williamson

1962 (2) C Jim Otto
CB Fred Williamson

1963 (8) DT Dave Costa
RB Clem Daniels
QB Cotton Davidson
G Wayne Hawkins
LB Archie Matos
C Jim Otto
WR Art Powell
CB Fred Williamson

1964 (4) RB Clem Daniels
G Wayne Hawkins
C Jim Otto
WR Art Powell

1965 (5) RB Clem Daniels
DB Dave Grayson
G Wayne Hawkins
C Jim Otto
WR Art Powell

1966 (12) LB Dan Conners
RB Clem Daniels
DE Ben Davidson
RB Hewritt Dixon
QB Tom Flores
DB Dave Grayson
G Wayne Hawkins
DT Tom Keating
DE Isaac Lassiter
CB Kent McCloughan
C Jim Otto
WR Art Powell

1967 (13) WR Fred Biletnikoff
K George Blanda
CB Willie Brown
LB Dan Conners
DE Ben Davidson
RB Hewritt Dixon
G Wayne Hawkins
DT Tom Keating
QB Daryle Lamonica
CB Kent McCloughan
C Jim Otto
T Harry Schuh
CB Nemiah Wilson

1968 (9) CB George Atkinson
DT Dan Birdwell
CB Willie Brown
LB Dan Conners
DE Ben Davidson
RB Hewritt Dixon
C Jim Otto
G Gene Upshaw
WR Warren Wells

1969 (9) CB George Atkinson
WR Fred Biletnikoff
CB Willie Brown
TE Billy Cannon
DB Dave Grayson
QB Daryle Lamonica
LB Gus Otto
C Jim Otto
T Harry Schuh

1970 (8) WR Fred Biletnikoff
CB Willie Brown
TE Raymond Chester
RB Hewritt Dixon
QB Daryle Lamonica
C Jim Otto
T Harry Schuh
WR Warren Wells

1971 (6) WR Fred Biletnikoff
T Bob Brown
CB Willie Brown
TE Raymond Chester
RB Marv Hubbard
C Jim Otto

1972 (7) CB Willie Brown
TE Raymond Chester
RB Marv Hubbard
QB Daryle Lamonica
C Jim Otto
T Art Shell
G Gene Upshaw

1973 (9) WR Fred Biletnikoff
CB Willie Brown
P Ray Guy
RB Marv Hubbard
T Art Shell
QB Ken Stabler
S Jack Tatum
G Gene Upshaw
LB Phil Villapiano

1974 (9) WR Fred Biletnikoff
WR Cliff Branch
P Ray Guy
T Art Shell
DT Otis Sistrunk
QB Ken Stabler
S Jack Tatum
G Gene Upshaw
LB Villapiano

1975 (6) WR Cliff Branch
P Ray Guy
T Art Shell
S Jack Tatum*
G Gene Upshaw
LB Phil Villapiano

1976 (7) WR Cliff Branch
TE Dave Casper
P Ray Guy
T Art Shell
QB Ken Stabler*
G Gene Upshaw
LB Phil Villapiano

1977 (8) WR Cliff Branch
TE Dave Casper
C Dave Dalby
P Ray Guy
T Art Shell
QB Ken Stabler
G Gene Upshaw
RB Mark van Eeghen

1978 (3) TE Dave Casper
P Ray Guy
T Art Shell

1979 (2) TE Dave Casper
TE Raymond Chester

1980 (5) P Ray Guy
CB Lester Hayes
LB Ted Hendricks
RB Kenny King*
T Art Shell

1981 (2) CB Lester Hayes
LB Ted Hendricks

1982 (3) RB Marcus Allen
CB Lester Hayes
LB Ted Hendricks

1983 (8) TE Todd Christensen
CB Lester Hayes
LB Ted Hendricks
T Henry Lawrence
DE Howie Long
LB Rod Martin
S Vann McElroy
KR Greg Pruitt

1984 (8) RB Marcus Allen
TE Todd Christensen
CB Lester Hayes
CB Mike Haynes
T Henry Lawrence
DE Howie Long
LB Rod Martin
S Vann McElroy

1985 (4) RB Marcus Allen
TE Todd Christensen
CB Mike Haynes
DE Howie Long

1986 (5) RB Marcus Allen*
TE Todd Christensen
CB Mike Haynes
DE Howie Long
C Don Mosebar

1987 (3) RB Marcus Allen
TE Todd Christensen
DE Howie Long

1988 (2) WR Tim Brown
LB Matt Millen

1989 (1) DE Howie Long

1990 (4) RB Bo Jackson*
C Don Mosebar
DE Greg Townsend
G Steve Wisniewski

1991 (8) WR Tim Brown
P Jeff Gossett
TE Ethan Horton
K Jeff Jaeger
S Ronnie Lott
C Don Mosebar
DE Greg Townsend
G Steve Wisniewski

1992 (3) DE Howie Long
CB Terry McDaniel
G Steve Wisniewski*

1993 (5) WR Tim Brown
DE Howie Long
CB Terry McDaniel
G Max Montoya
G Steve Wisniewski

1994 (6) WR Tim Brown
G Kevin Gogan
QB Jeff Hostetler
CB Terry McDaniel
DT Chester McGlockton
G Steve Wisniewski*

1995 (4) WR Tim Brown
CB Terry McDaniel
DT Chester McGlockton
G Steve Wisniewski

1996 (3) WR Tim Brown
CB Terry McDaniel
DT Chester McGlockton

1997 (3) WR Tim Brown
DT Chester McGlockton
G Steve Wisniewski

1998 (2) DT Darrell Russell
CB Charles Woodson

1999 (4) WR Tim Brown
QB Rich Gannon
DT Darrell Russell
CB Charles Woodson

2000 (4) QB Rich Gannon
T Lincoln Kennedy
G Steve Wisniewski
CB Charles Woodson

2001 (5) WR Tim Brown
QB Rich Gannon
T Lincoln Kennedy
P Shane Lechler
CB Charles Woodson

2002 (5) QB Rich Gannon
T Lincoln Kennedy
WR Jerry Rice
C Barret Robbins*
CB Rod Woodson*

2004 (1) P Shane Lechler

2005 (1) DE Derrick Burgess

2006 (2) CB Nnamdi Asomugha*
DE Derrick Burgess

2007 (1) P Shane Lechler

2008 (2) CB Nnamdi Asomugha
P Shane Lechler

2009 (3) CB Nnamdi Asomugha
LS Jon Condo
P Shane Lechler

2010 (4) CB Nnamdi Asomugha
P Shane Lechler
TE Zach Miller
DT Richard Seymour*

2011 (4) LS Jon Condo
K Sebastian Janikowski
P Shane Lechler
DT Richard Seymour

2012 (1) FB Marcel Reece

2013 (1) FB Marcel Reece

2014 (1) FB Marcel Reece

2015 (6) QB Derek Carr
WR Amari Cooper
DE Khalil Mack
RB Latavius Murray
FB Marcel Reece*
S Charles Woodson

2016 (7) QB Derek Carr*
WR Amari Cooper*
C Rodney Hudson
DE Khalil Mack*
S Reggie Nelson
G Kelechi Osemele
T Donald Penn*

2017 (5) QB Derek Carr
C Rodney Hudson
DE Khalil Mack*
G/T Kelechi Osemele
T Donald Penn*

*AFL All-Star Game, 1961-69; Pro Bowl, 1970-Present
* - Selected but did not play*

PRO BOWL SELECTIONS

Player	Pos.	Pro Bowls	Years
Marcus Allen	RB	5	1982,84,85,86*,87
Nnamdi Asomugha	CB	4	2006*,08,09,10
Fred Biletnikoff	WR	4	1970,71,73,74
Cliff Branch	WR	4	1974,75,76,77
Bob Brown	T	1	1971*
Tim Brown	WR/KR	9	1988,91,93,94,95,96,97,99,01
Willie Brown	CB	4	1970,71,72,73
Derrick Burgess	DE	2	2005,06
Derek Carr	QB	3	2015,16*,17
Dave Casper	TE	4	1976,77,78,79
Raymond Chester	TE	4	1970,71,72,79
Todd Christensen	TE	5	1983,84,85,86,87
Jon Condo	LS	2	2009,11
Amari Cooper	WR	2	2015, 16*
Dave Dalby	C	1	1977
Hewritt Dixon	RB	1	1970
Rich Gannon	QB	4	1999,00,01,02
Kevin Gogan	G	1	1994
Jeff Gossett	P	1	1991
Ray Guy	P	7	1973,74,75,76,77,78,80
Lester Hayes	CB	5	1980,81,82,83,84
Mike Haynes	CB	3	1984,85,86
Ted Hendricks	LB	4	1980,81,82,83
Ethan Horton	TE	1	1991
Jeff Hostetler	QB	1	1994
Marv Hubbard	RB	3	1971,72,73
Rodney Hudson	C	2	2016,17
Bo Jackson	RB	1	1990*
Jeff Jaeger	K	1	1991
Sebastian Janikowski	K	1	2011
Lincoln Kennedy	T	3	2000,01,02
Kenny King	RB	1	1980*
Daryle Lamonica	QB	2	1970,72
Henry Lawrence	T	2	1983,84
Shane Lechler	P	7	2001,04,07,08,09,10,11
Howie Long	DE	8	1983,84,85,86,87,89,92,93
Ronnie Lott	S	1	1991
Khalil Mack	DE	3	2015,16*,17*
Rod Martin	B	2	1983,84
Terry McDaniel	CB	5	1992,93,94,95,96
Vann McElroy	S	2	1983,84
Chester McGlockton	DT	4	1994,95,96,97
Matt Millen	LB	1	1988
Zach Miller	TE	1	2010
Max Montoya	G	1	1993
Don Mosebar	C	3	1986,90,91
Latavius Murray	RB	1	2015
Reggie Nelson	S	1	2016
Kelechi Osemele	G	2	2016,17
Jim Otto	T	2	1970,71,72
Donald Penn	T	2	2016*,17*
Greg Pruitt	KR	1	1983
Marcel Reece	FB	4	2012,13,14,15*
Jerry Rice	WR	1	2002
Barret Robbins	C	1	2002*
Darrell Russell	DT	2	1998,99
Harry Schuh	T	1	1970

Player	Pos.	Pro Bowls	Years
Richard Seymour	DT	2	2010*,11
Art Shell	T	8	1972,73,74,75,76,77,78,80
Otis Sistrunk	DT	1	1974
Ken Stabler	QB	4	1973,74,76*,77
Jack Tatum	S	3	1973,74,75*
Greg Townsend	DE	2	1990,91
Gene Upshaw	G	6	1972,73,74,75,76,77
Mark van Eeghen	RB	1	1977
Phil Villapiano	LB	4	1973,74,75,76
Warren Wells	WR	1	1970
Steve Wisniewski	G	8	1990,91,92*,93,94*,95,97,00
Charles Woodson	CB	5	1998,99,00,01,15
Rod Woodson	S	1	2002*

* — Selected but did not play

Pro Bowl MVP

Rich Gannon	2001
Rich Gannon	2002

AFL All-Star Game (1961-69)

George Atkinson	CB	2	1968,69
Fred Biletnikoff	WR	2	1967,69
Dan Birdwell	DT	1	1968
George Blanda	K	1	1967
Willie Brown	CB	3	1967,68,69
Billy Cannon	TE	1	1969
Dan Connors	LB	3	1966,67,68
Dave Costa	DT	1	1963
Clem Daniels	RB	4	1963,64,65,66
Ben Davidson	DE	3	1966,67,68
Cotton Davidson	QB	1	1963
Hewritt Dixon	RB	3	1966,67,68
Tom Flores	QB	1	1966
Dave Grayson	CB-S	3	1965,66,69
Wayne Hawkins	G	5	1963,64,65,66,67
Tom Keating	DT	2	1966,67
Daryle Lamonica	QB	2	1967,69*
Isaac Lassiter	DE	1	1966
Archie Matsos	LB	1	1963
Kent McCloughan	CB	2	1966,67*
Alan Miller	RB	1	1961
Gus Otto	LB	1	1969
Jim Otto	C	9	1961,62,63,64,65,66,67,68,69
Art Powell	WR	4	1963,64,65,66
Harry Schuh	T	2	1967,69
Gene Upshaw	G	1	1968
Warren Wells	WR	1	1968
Fred Williamson	CB	3	1961,62,63
Nemiah Wilson	CB	1	1967

* — Selected but did not play

AFL All-Star Game Outstanding Defensive Player

Archie Matsos	1964
---------------	------



G Kelechi Osemele, QB Derek Carr, C Rodney Hudson in Orlando, Fla. for the 2017 Pro Bowl

PRO FOOTBALL HALL OF FAME



1979 - RON MIX

Raiders offensive tackle, 1971; pro football veteran, 1961-1969, 1971

Inducted into Pro Football Hall of Fame on July 28, 1979...Played 11 pro seasons, 10 with the Los Angeles/San Diego Chargers and one with the Oakland Raiders...Became the first player to have worn a Raider uniform inducted into the Pro Football Hall of Fame...Was the second player from the American Football League (AFL) to be enshrined in Canton, following former teammate Lance Alworth...Elected to the AFL All-Star team in nine straight seasons...A nine-time All-AFL selection...Named to the all-time AFL first team, and is one of only 20 individuals who played the entire 10 years of the AFL...Played in 142 career games...Flagged for just two holding penalties in an 11-year career...Played in five of the first six AFL Championship games, helping lead Chargers to 1963 title...Retired after the 1969 season, but returned to football in 1971 following a trade to the Raiders...Played in 12 games with four starts for the Silver and Black...Earned All-American honors in

1959 as a collegiate lineman at USC...Selected by the Baltimore Colts as the 10th overall pick in the 1960 NFL Draft...Also chosen in the first round of the 1960 AFL Draft by the Boston Patriots...Named to the International Jewish Sports Hall of Fame in 1980.

1980 - JIM OTTO

Raiders center, 1960-74; pro football veteran, 1960-74

Inducted into Pro Football Hall of Fame on Aug. 2, 1980...The only All-League center the American Football League ever had (1960-69)...Chosen to Hall of Fame AFL All-Star Team of the Decade...Named the All-American Football Conference center for three more seasons, 1970-72...Started in 210 consecutive league games, most in Raiders history...Including preseason, postseason and all-star games, he played in 308 games as a Raider...Last of the original Raiders...Participated in nine AFL All-Star Games and in the first three AFC-NFL Pro Bowls...During his 15-year career, the Raiders won seven division championships and the AFL Championship in 1967...Twice winner of the Gorman Award (1968 and 1971) as "Player Who Best Exemplifies the Pride and Spirit of the Oakland Raiders"...Selected to AFL-NFL 25-year All-Star Team...Third AFL player inducted into Hall of Fame...Elected to the Hall of Fame in his first year of eligibility...Rejoined Raiders front office in special projects in 1995.



1981 - GEORGE BLANDA

Raiders quarterback/kicker, 1967-75; pro football veteran, 1949-75

Inducted into Pro Football Hall of Fame on Aug. 1, 1981...The first player and one of only two in history to celebrate a Silver Anniversary in pro football, ending his NFL career in 1975 with an all-time high 26 seasons...Set an NFL record with 2,002 points...Completed 1,911 passes in career for 26,920 yards and threw for 236 touchdowns...Played in 224 straight games, 340 overall...Raiders all-time scoring leader with 863 points...Led NFL eight times in extra points scored in a season, including 64 in 1961...Missed only 16 of 959 extra point attempts in 26 years...Kicked 335 field goals, including nine of 50 yards or more...Named 1970 Player of the Year for quarterbacking and kicking feats...Winner of 1970 Gorman Award as "Player Who Best Exemplifies the Pride and Spirit of the Oakland Raiders"...Set Raider single-season scoring record with 117 points in 1968...Played in 11 championship games, seven with Raiders...Played on three AFL Championship teams, one with Oakland and

two with Houston...Named to AFL-NFL 25-year All-Star Team...Chosen for the Hall of Fame in his first year of eligibility.

1984 - WILLIE BROWN

Raiders cornerback, 1967-78, pro football veteran, 1963-78

Inducted into Pro Football Hall of Fame on July 28, 1984...Shares Raider all-time lead in interceptions with 39...All-Pro seven times, played in five AFL All-Star Games and four NFL Pro Bowls...Named to All-Time AFL team at cornerback in 1969...Played in three AFL and six AFC Championship Games with Raiders, plus Super Bowls II and XI...Set Super Bowl record with 75-yard interception return for touchdown against Minnesota in Super Bowl XI...Had two other postseason interception returns for touchdowns — against Miami in 1970 and Pittsburgh in 1973...Intercepted at least one pass for a then-NFL record 16 straight seasons...Intercepted 54 passes in career, with 472 return yards, two touchdowns in league play...Tied NFL record with four interceptions against N.Y. Jets on Nov. 15, 1964...Played in 205 games...MVP in 1965 AFL All-Star Game...Winner of 1968 Gorman Award as "Player Who Best Exemplifies the Pride and Spirit of the Oakland Raiders"...Raiders defensive captain for 10 years...Selected to AFL-NFL 25-year All-Star Team...Chosen to the Hall of Fame in first year of eligibility...Originally signed as free agent by Houston Oilers, played four seasons with Denver Broncos...Served as Raiders defensive backfield coach from 1979-88...Head football coach at Long Beach State in 1991 and at L.A. Jordan High School in 1994...Inducted to Louisiana Sports Hall of Fame in 1992 and into Mississippi Sports Hall of Fame in 1994...Rejoined Raiders in 1995 as director of squad development and returned to on-field coaching, tutoring Raider cornerbacks until retiring as a position coach...Currently serves on the football operations staff with the Raiders.



PRO FOOTBALL HALL OF FAME

1987 - GENE UPSHAW



Raiders guard, 1967-82; pro football veteran, 1967-82

Inducted into Pro Football Hall of Fame on Aug. 8, 1987...All-Pro or All-Conference eight times, played in six Pro Bowls and one AFL All-Star Game...Games played (217) is second-most in team history...Missed only one league game in career...207 consecutive league games and starts are both second on Raider list...First player in NFL history to participate in Super Bowls in three different decades (after 1967, 1976 and 1980 seasons)...Holds Raider all-time record with 24 playoff game starts...Offensive team captain for nine years (1973-81)...Only second guard inducted into Pro Football Hall of Fame...During 15-year active pro career, the Raiders made 11 playoff appearances, won eight division titles, one AFL Championship, two AFC titles and two World Championships of Professional Football...Named to AFL-NFL 25-year All-Star, NFL 75th Anniversary All-Time and All-Monday Night Teams...Chosen to the Hall of Fame in first year of eligibility...Served as executive director of NFL Players Association from 1983 until his passing in 2008.

1988 - FRED BILETNIKOFF


Raiders wide receiver, 1965-78; pro football veteran, 1965-78

Inducted into Pro Football Hall of Fame on July 30, 1988...No. 2 all-time in history of Silver and Black with 589 career catches...Ranked fourth on the NFL all-time receiving list at time of retirement...Also No. 2 among all-time Raiders in receiving yards (8,974) and receiving touchdowns (76)...Also caught 70 passes for 1,167 yards and 10 touchdowns in postseason games, ranking second on all-time NFL list upon retirement...Played in three AFL title games, five AFC Championships and Super Bowls II and XI...MVP of Super Bowl XI with four catches for 79 yards...Held NFL record of 10 straight seasons with 40 or more receptions (1967-76)...Raiders leading receiver for six consecutive seasons (1968-73)...Led NFL in receiving with 61 catches in 1971, then led AFC in 1972 with 58...All-AFL in 1969, All-AFC in 1970, 1972 and 1973...Played in two AFL All-Star Games and four Pro Bowls...Played in 190 games in 14 seasons...Had 21, 100-yard receiving games...Had four, 100-yard receiving games in playoffs...Never played in a losing season with the Raiders...Originally selected in the second round of the 1965 AFL Draft after record-setting collegiate career at Florida State...Named to Walter Camp All-Century Team...Rejoined Raiders as wide receivers coach in 1989...Award in his name goes to nation's top collegiate wide receiver...Was Raiders wide receivers coach from 1989-94, handled quality control from 1995-96 and returned to coach receivers in 1997 until retiring from coaching following the 2006 season.



1989 - ART SHELL

Raiders tackle, 1968-82; pro football veteran, 1968-82



Inducted into Pro Football Hall of Fame on Aug. 5, 1989...All-American Football Conference selection six straight years from 1973-78...All-Pro in 1973, 1974 and 1977...Played in 207 league games, fourth-highest in history of Silver and Black...Selected to play in eight Pro Bowls, second-most of any Raider player, during career which spanned three decades...Played in 23 postseason contests, including eight AFL-AFC Championships and Raider victories in Super Bowls XI and XV...Credited with near-perfect performance in Raiders Super Bowl XI victory over Minnesota, limiting Vikings highly regarded defensive end Jim Marshall to no tackles, sacks or assists during 32-14 win...Played in first 156 games before missing five games due to preseason injury...Launched another streak of 51 straight games...Named to NFL All-Monday Night Team...Originally selected in third round of the 1968 AFL Draft after stellar career as a two-way lineman at Maryland-Eastern Shore...Raiders offensive line coach after retiring as a player in 1982 until 1988,

when he became head coach of the Silver and Black...Served as head coach of the Raiders until 1994 and re-joined the Silver and Black as head coach in 2006...Also served as an NFL assistant coach with Kansas City and Atlanta and was the NFL's senior vice president for football operations and development.

1990 - TED HENDRICKS

Raiders linebacker, 1975-83; NFL veteran, 1969-83



Inducted into Pro Football Hall of Fame on Aug. 4, 1990...Played in every game during his 15 NFL seasons, including nine with Silver and Black...Played in 131 consecutive league games with Raiders, 215 in career, most by any linebacker in NFL history...Member of all three Raider teams that won the World Championship of Professional Football (1976, 1980 and 1983)...Intercepted 26 passes for 332 yards and one touchdown while recovering 16 opponents fumbles...Shares NFL record for most safeties in pro career with four...Also shares postseason NFL record for most opponent's fumbles recovered in career with four...Scored three touchdowns in career — on a fumble recovery, interception return and return of blocked punt...Named All-AFC seven times, All-NFC once and played in eight AFC-NFC Pro Bowls...Second round pick in the 1969 Draft by Baltimore Colts...Was a member of Baltimore's Super Bowl V Championship team...Played for Colts before being traded to Green Bay in 1974, then joined Raiders as free agent in 1975...Three-time All-America linebacker/defensive end at the University of Miami...Named to the NFL 75th Anniversary All-Time team in 1994.

PRO FOOTBALL HALL OF FAME



1992 - AL DAVIS


Scout, Assistant Coach, Head Coach, League Commissioner, Owner

Inducted into Pro Football Hall of Fame on Aug. 1, 1992...Went from assistant coach of the Los Angeles, now San Diego Chargers, to head coach and general manager of the Raiders, to commissioner of the American Football League and to principal owner and chief executive officer of the Raiders, transforming the failing franchise into pro football's winningest team...In first season in Oakland, team went 10-4 in 1963 with Davis being named Coach of the Year by AP,UPI, Sports Illustrated, The Sporting News and his fellow coaches...Became the first sports figure ever honored by the Chamber of Commerce as Oakland's Young Man of the Year...In 1966, became commissioner of the AFL at 36 and was acclaimed nationally as the driving force who brought on the historic merger between the NFL and AFL...He played a vital role in the development of the game as a participant in the prestigious NFL Competition Committee and the NFL Owners Executive Committee...Has been chosen by a record nine Pro Football Hall of Fame inductees to present them at the Canton, Ohio ceremony — Lance Alworth, Jim Otto, George Blanda, Willie Brown, Gene Upshaw, Fred Biletnikoff, Art Shell, Ted Hendricks and John Madden...Became the first recipient of the NFL Players Association's Retired Players Award of Excellence "for his contributions to the men who played the game" in 1991...As a member of the Executive Committee of the NFL Management Council, Davis was a major factor in achieving a collective bargaining agreement with the players...Was offensive end coach of the Los Angeles Chargers from 1960-62, before being named Raiders head coach/general manager at age 33...He attended Wittenberg College and Syracuse, earning a degree in English while playing football, basketball and baseball in 1950...Named line coach at Adelphi College in New York...His innovative technical football articles, published in the leading coaching magazines, gained him wide acclaim...Went into the U.S. Army, being assigned as head football coach at Ft. Belvoir, Va...There he molded a national power service team and capped one season by defeating Maryland, national collegiate football champions, in a squad game...On the staff of the Baltimore Colts in 1954, at age 24, concentrating on player personnel...During 1955-56, served as line coach and chief recruiter at The Citadel...Then spent three years at USC as line coach and in 1959, was also defensive coordinator.

1997 - MIKE HAYNES

Raiders cornerback, 1983-89; NFL veteran, 1976-89

Inducted into Pro Football Hall of Fame on July 26, 1997...Made nine Pro Bowl appearances in pro career...Credited with 46 career interceptions while playing with the Raiders and New England...Totalled 688 yards in interception returns and returned two interceptions for touchdowns in pro career...Tied for Raiders lead with three interceptions in 1988...Played in 43 consecutive games with Raiders before missing action in mid-season in 1986...Led league in return yards in 1984 with 220 yards on six interception returns, including single longest interception return of 97 yards at Miami...Had 13 career interceptions as a Raider...Joined Raiders in midseason 1983, played in final five league games plus three playoff wins...Had interception as Raiders downed Redskins in Super Bowl XVIII...Came to Raiders in trade with New England...Played out option with Patriots in 1982, completing seven seasons with New England...Made 58 consecutive starts with Patriots from 1976-79...Patriots top interceptor from 1976-78...New England's all-time punt return leader with 1,159 yards on 111 returns, a 10.4-yard average...Had two punt return touchdowns as a rookie in 1976, with runs of 89 and 62 yards...Also blocked and returned a field goal attempt for a 65-yard touchdown in 1980...Fifth player and first defensive back taken in 1976 Draft by New England...AFC Rookie of Year...All-Pro in 1978, 1982, 1984 and 1985 and All-Conference eight times...Named to NFL All-Time Team...All-America defensive back as junior and senior at Arizona State...Named MVP in 1976 Japan Bowl and 1973 Fiesta Bowl...Two-year letterman in track, winning conference long jump title one year and runner-up the other...Served as the NFL's vice president of player and employee development.



1999 - ERIC DICKERSON

Raiders running back, 1992; NFL veteran 1983-93

Inducted into Pro Football Hall of Fame on Aug. 7, 1999...Played 11 NFL seasons and made six Pro Bowl appearances in pro career...Began NFL career as first round pick, second selection overall, by L.A. Rams in 1983...Also played for Indianapolis Colts (1987-91), Raiders (1992) and Atlanta Falcons (1993)...Led Raiders in rushing in 1992 with 729 yards...Played 11 seasons, 146 games...All-America, one of the best college runners in NCAA history...Rushed for 4,450 yards in four seasons at SMU...Holds NFL rookie season records for most rushing attempts — 390; most yards rushing — 1,808; most touchdowns rushing — 18...Set NFL records for rushing yards in a season — 2,105; 100-yard rushing performances — 12; and combined yards from scrimmage — 2,244 in 1984...Retired from NFL ranked third in career rushing yardage — 13,259...Gained a playoff-record 248 yards rushing in 1985 NFC Divisional Playoff Game...In 1987, traded from Rams to Colts in blockbuster deal that also involved the Bills...Recorded a then-record seven consecutive seasons with

1,000 yards rushing...Named NFL Player of the Year, 1984; NFL Offensive Player of the Year, 1986...All-Pro 1983, 1984, 1986, 1987 and 1988...All-NFC 1983, 1984 and 1986...All-AFC in 1987 and 1988.



2000 - HOWIE LONG


Raiders defensive end/defensive tackle, 1981-93; NFL veteran, 1981-93

Inducted into Pro Football Hall of Fame on July 29, 2000...Played 13 NFL seasons, all with the Raiders, and made eight Pro Bowl appearances in pro career...Moved into starting role with the Raiders beginning in the fifth game of the strike-shortened 1982 season...Just the second Raider defensive lineman to make a Pro Bowl...First or second team All-Pro choice in 1983, 1984, 1985, 1986 and 1989...Was also named All-AFC four times...In 1985, posted 10 sacks, with at least one in eight games and was selected as Raider Lineman's Club Defensive Lineman of the Year by his teammates...Although he missed much of the 1988 season due to injury, he still managed to record three sacks and intercept the first pass of his career, which he returned 73 yards in a game against Houston...Member of the NFL's All-Decade Team of the 1980s, recorded 84 career sacks, not including 7.5 sacks in 1981 before the sack was an official NFL stat...Raiders second round pick in 1981 NFL Draft and the 48th player selected overall...Four-year letterman at Villanova and MVP in the 1980 Blue-Gray Game...Has served as a studio host for NFL pregame show on FOX.

2000 - RONNIE LOTT

Raiders safety, 1991-92; NFL veteran, 1981-94

Inducted into Pro Football Hall of Fame on July 29, 2000...Played 14 NFL seasons — including two with the Raiders — and made 10 Pro Bowl appearances in pro career at three positions — cornerback, free safety and strong safety...Named All-Pro eight times, All-NFC six times and All-AFC once, selected to play in 10 Pro Bowls and was named to the NFL's 75th Anniversary Team...In his first NFL season, led a young secondary that helped the 49ers win Super Bowl XVI...Became the second rookie in NFL history to return three interceptions for touchdowns and finished second to Lawrence Taylor for Rookie of the Year honors...In 1986, played 14 games at the free safety position before an injury sidelined him for the final two games of the season...Still led the league with a career-most 10 interceptions, recorded 77 tackles, three forced fumbles and two sacks...During his career with the 49ers (1981-90), Los Angeles Raiders (1991-92) and the New York Jets (1993-94), recorded 63 career interceptions and twice led the league...Surpassed the 1,000-career tackle mark in 1993 and had five seasons of at least 100 tackles...In his 10 seasons with the 49ers, San Francisco won eight NFC Western Division titles and four Super Bowls...In 20 playoff contests (all starts), he recorded nine interceptions, 89 tackles, one forced fumble, one fumble recovery and two touchdowns...San Francisco 49ers first round draft pick and the eighth player chosen overall in the 1981 NFL Draft following All-American college career at Southern California.



2002 - DAVE CASPER

Raiders tight end, 1974-80, 1984; NFL veteran, 1974-84

Inducted into Pro Football Hall of Fame on Aug. 3, 2002...Played 11 seasons in the NFL, seven-and-a-half with the Raiders...During that time, named All-Pro and All-AFC four times and was selected to play in four Pro Bowls...Traded to the Houston Oilers for a first round and two second round draft picks midway through 1980 season, finished the season with 56 receptions and was named to his fifth Pro Bowl...In 1984, after a brief stint with the Minnesota Vikings, returned to the Raiders, finishing his career with 378 receptions for 5,216 yards and 52 touchdowns...Outstanding play contributed to Raiders success and a 32-14 victory over Vikings in Super Bowl XI...Outstanding blocker as well as receiver...Caught the game-winning 10-yard touchdown pass in 1977 double-overtime AFC playoff game...His infamous "Ghost to the Post," in reference to his 42-yard reception, set up the tying field goal at the end of regulation...All-America as an offensive tackle in 1972 and an All-America tight end in 1973 at Notre Dame...Second round pick by the Raiders in the 1974 NFL Draft.

2003 - MARCUS ALLEN

Raiders running back, 1982-92; NFL veteran, 1982-97

Inducted into Pro Football Hall of Fame on Aug. 3, 2003...The 10th player selected in the 1982 NFL Draft...Played 16 NFL seasons, including 11 with the Los Angeles Raiders...Gained 12,243 yards rushing, 5,411 yards receiving and scored 145 touchdowns...1981 Heisman Trophy winner while at Southern California and NFL Rookie of the Year in 1982...During his 11 seasons with the Raiders, named to the Pro Bowl five times and added a sixth appearance in 1994 as a member of the Kansas City Chiefs...Was the Raiders leading rusher seven consecutive years...Led the Raiders in receptions with 51 in 1987...Named MVP in Super Bowl XVIII when the Raiders defeated the Washington Redskins 38-9 after rushing for 191 yards and scoring two touchdowns, one a then-Super Bowl record 74-yarder...In 1985, named NFL MVP after leading the league with 1,759 rushing yards on 380 carries for a 4.6 yards per carry average and 11 touchdowns...Also caught 67 passes for 555 yards and scored an additional three touchdowns...In 1995, made NFL history when he became the first player in league history to rush for more than 10,000 yards and catch passes for 5,000 more...Completed 12 of 27 passes for 282 yards and six touchdowns during his career...In 15 career playoff games, carried the ball 267 times for 1,347 yards and 11 touchdowns, averaging 5.0 yards per carry...Also added 52 catches for 522 yards and two receiving touchdowns...At the time of his retirement following the 1997 season, held the single-season record for most rushing and receiving yards combined (2,314), second in consecutive 100-yard games and was third in career-combined yardage.



PRO FOOTBALL HALL OF FAME



2003 - JAMES LOFTON


Raiders wide receiver, 1987-88; NFL veteran, 1978-93

Inducted into Pro Football Hall of Fame on Aug. 3, 2003...Traded to the Raiders in 1987 and played two seasons for the Silver and Black...Later spent four seasons with the Buffalo Bills and also played for the L.A. Rams and Philadelphia Eagles in final NFL season...Entered NFL as No. 1 draft pick of Green Bay in 1978 and spent eight seasons with Packers...In 16 seasons, caught 764 passes for 14,004 yards — an 18.3-yard average per catch...Recorded more than 50 catches in a season nine times...His 14,004 career reception yardage mark was an NFL-best at the time of his retirement, while his 43 games with 100 or more yards receiving ranked third...First NFL player to score a touchdown in 1970s, 1980s and 1990s...Named All-Pro four times, All-NFC three times and selected to play in eight Pro Bowls...In 1991, at age 35, became the oldest player in league history to record 1,000 receiving yards in a season and recorded a career-best 220 receiving yards in a game against the Cincinnati Bengals...In 13 playoff game appearances, caught 41 passes for 759 yards and eight touchdowns, including a seven-reception game in Super Bowl XXVI...In three of those playoff games, recorded 100-yard plus performances...Won NCAA long jump title as a senior at Stanford...Coached Raiders wide receivers in 2008 after serving in same capacity for San Diego.

2004 - BOB BROWN

Raiders tackle, 1971-73; NFL veteran, 1964-73

Inducted into Pro Football Hall of Fame on Aug. 8, 2004...Played 10 pro seasons, his final three with the Raiders...First round draft pick (second overall) in the 1964 Draft by the Philadelphia Eagles...Named first team All-NFL seven times...Earned NFL/NFC Offensive Lineman of the Year honors three times...Elected to six Pro Bowls — three with Eagles, two with Rams and one with Raiders...Named to the NFL's All-Decade Team of the 1960s...All-NFL seven of his 10 seasons with the Philadelphia Eagles (1964-68), L.A. Rams (1969-70) and Oakland Raiders (1971-73)...Two of the three years he did not make the All-NFL team, he was named second team All-NFL...In 1969, after five consecutive all-league seasons with the Eagles, was traded to Los Angeles and that year the Rams offensive line set an NFL record for protecting the passer...Voted college football's Lineman of the Year in 1963 by the Washington, D.C. Touchdown Club...All-America guard at Nebraska, was also drafted in the first round in 1964 by the Denver Broncos of the then-rival American Football League.



2006 - JOHN MADDEN

Raiders Head Coach/Assistant Coach, 1967-78

Inducted into Pro Football Hall of Fame on Aug. 5, 2006...Assistant coach with Allan Hancock College, 1960-61; head coach with Allan Hancock College, 1962-63; assistant coach with San Diego State, 1964-66; assistant coach with The Oakland Raiders, 1967-68; head coach with the Raiders, 1969-78...Regular season record: 103-32-7...Postseason record: 9-7...Overall record: 112-39-7...His .759 winning percentage during regular season ranks highest among coaches with 100 career victories...One of the youngest head coaches in history when Raiders hired him in 1969 at age 32...AFL Coach of the Year, 1969...Under Madden, Oakland never suffered losing record...Led Raiders to Super Bowl XI...Team won 17 straight games between 1976-77 seasons, one short of NFL record at the time...A leading pro football analyst for NBC after also holding the same position for ABC's "Monday Night Football," Fox and CBS...Retired from broadcasting following the 2008 season.

2009 - ROD WOODSON

Raiders safety, 2002-03; NFL veteran 1987-2003

Inducted into Pro Football Hall of Fame on Aug. 8, 2009...Finished career with the Raiders from 2002-03, leading Oakland to the AFC title and appearance in Super Bowl XXXVII...Played in 238 games with 229 starts in 17 seasons with Pittsburgh, San Francisco, Baltimore and Oakland...Had 71 interceptions for 1,483 career return yards...Also collected 2,362 yards on punt returns...Scored 17 career touchdowns...Holds NFL record with 12 interception returns for touchdowns...A six-time first team All-Pro choice (1989, 1990, 1992, 1993, 1994 and 2002)...One of five active players named to the NFL's 75th Anniversary Team in 1994...Named to the NFL All-Decade Team for the 1990s...Named NFL Defensive Player of the Year in 1993...Earned All-Pro honors as a cornerback, kick returner and safety...Selected to play in 11 Pro Bowls...Played in three Super Bowls with three different teams, including Super Bowl XXX with the Steelers, Super Bowl XXXV with the Ravens and Super Bowl XXXVII with the Raiders...An All-American cornerback at Purdue...The 10th overall pick by the Pittsburgh Steelers in the 1987 NFL Draft...Returned to Raiders as an assistant coach, tutoring defensive backs.





2010 - JERRY RICE

Raiders wide receiver, 2001-04; NFL veteran, 1985-2004


Inducted into Pro Football Hall of Fame on Aug. 7, 2010...Played 20 NFL seasons, including four with the Oakland Raiders...Retired from professional football holding nearly every NFL career receiving record...Selected to play in 13 Pro Bowls...Named first team All-Pro 10 times...Played with the Raiders from 2001-04, helping lead Oakland to two playoff berths, an AFC title and an appearance in Super Bowl XXXVII...Played in 303 games with 284 starts in 20 seasons with San Francisco, Oakland and Seattle...Owner of 38 NFL career records at the time of his retirement...Set the all-time record for receptions (1,549), receiving yards (22,895), touchdown receptions (197), yards from scrimmage (23,540), all-purpose yards (23,546), combined rushing and receiving touchdowns (207) and total touchdowns (208)...Set single-season NFL records in receiving yards (1,848) and touchdown receptions (22)...Also set NFL marks with at least 50 receptions in

17 seasons, 1,000 receiving yards in 14 seasons, 76 games with at least 100 receiving yards, 13 consecutive games with at least one touchdown reception and 274 consecutive games with a reception...Played on three Super Bowl-winning teams as a member of the San Francisco 49ers...Named MVP of Super Bowl XXIII...Established career Super Bowl records in receptions (33), receiving yards (589), all-purpose yards (604) and touchdown receptions (eight)...Also set single-game Super Bowl records in receptions (11), receiving yards (215) and touchdowns (three, twice)...Played in an NFL-record 29 playoff games with the 49ers, Raiders and Seahawks...Set NFL post-season records in receptions (151), receiving touchdowns (22), receiving yards (2,245), eight games with at least 100 receiving yards and 28 consecutive playoff games with at least one reception...Named AP Offensive Player of the Year in 1987 and 1993...Tabbed for PFWA MVP honors in 1987...The MVP of the 1995 Pro Bowl...Garnered 1985 UPI NFC Rookie of the Year honors...Named to the NFL All-Decade Team for both the 1980s and 1990s...One of five active players to be named to the NFL's 75th Anniversary Team in 1994...An All-American receiver at Mississippi Valley State...The 16th overall pick by the San Francisco 49ers in the 1985 NFL Draft.

2013 - WARREN SAPP

Raiders defensive lineman, 2004-07; NFL veteran, 1995-2007

Inducted into Pro Football Hall of Fame on Aug. 3, 2013...Played 13 NFL seasons, including his final four years with Oakland...Saw action in 198 career games with 188 starts with the Tampa Bay Buccaneers and Raiders...Totaled 96.5 career sacks, the second most by an interior lineman in NFL history...Named All-Pro four times...Selected to seven straight Pro Bowls from 1997-2003...Part of two NFL All-Decade Teams (1990s and 2000s)...Named NFL Defensive Player of the Year in 1999 after posting 12.5 sacks and four forced fumbles...Set a Tampa Bay franchise record with 16.5 sacks in 2000...Played in nine postseason contests with the Buccaneers, including Super Bowl XXXVII vs. Oakland...Played for the Silver and Black from 2004-07...Started all 58 games in which he appeared for Oakland...Totaled 19.5 sacks, one interception, four forced fumbles and three fumble recoveries with the Raiders...Recorded 10 sacks in 2006...Played three years at Miami (Fla.)...Recipient of the 1994 Lombardi Award, presented annually to the nation's top linebacker/lineman...A first-team All-American selection as a junior...Named Big East Conference Defensive Player of the Year...Selected by the Buccaneers as the 12th overall pick in the 1995 NFL Draft.



2014 - RAY GUY

Raiders punter, 1973-86; NFL veteran, 1973-86

Inducted into Pro Football Hall of Fame on Aug. 2, 2014...First pure punter ever elected to the Hall of Fame...Largely revolutionized the position with his booming kicks, introducing the term "hang time" into the modern-day football lexicon and helping pioneer directional punting...Became the first punter selected in the first round of the NFL Draft when the Silver and Black chose him 23rd overall in 1973...Punted 14 seasons for the Raiders...Played in 207 consecutive games, finishing career ranked third on the team's all-time participation list...Punted 1,049 times for 44,493 yards, averaging 42.4 yards per effort...Also placed 209 punts inside the 20-yard line and had only three punts blocked...Averaged more than 40 yards per punt in 13 of 14 seasons...Named as the punter for the NFL's 75th Anniversary Team in 1994 and selected to the NFL's All-Decade Team for the 1970s...Played in seven Pro Bowls (1973-78, 80) and was named first-team All-Pro six times (1973-

78)...Also named second-team All-Pro twice (1979-80)...Posted a career-high 45.3-yard punting average on 69 punts as a rookie in 1973...Led the NFL in punting average three times; 1974 (42.2 avg.), 1975 (43.8 avg.) and 1977 (43.3 avg.)...Also finished second in the NFL in punting three times (1973, 78, 81)...Played on three Super Bowl champion Raider teams, helping the Silver and Black win NFL titles in Super Bowls XI, XV and XVIII...Played in 22 postseason games, averaging 42.2 yards on 111 punts...Had a career-long 77-yard punt against Denver in 1977...Finished his pro career with 619 straight punts without a block...An All-American at Southern Mississippi, averaged 44.7 yards on 200 punts...Also played kicker and safety, recording 18 interceptions in three seasons...Namesake for the Ray Guy Award, presented annually by the Greater Augusta Sports Council to the nation's top collegiate punter.

PRO FOOTBALL HALL OF FAME

2015 - RON WOLF

Raiders Personnel Executive/Contributor, 1963-74, 1979-89; AFL/NFL veteran, 1963-2001

Inducted into Pro Football Hall of Fame on Aug. 8, 2015...Top NFL personnel executive for nearly four decades...Along with Al Davis, helped build Raiders into a dominant franchise...In 23 seasons over two stints with the Silver and Black, helped Raiders post winning campaigns in all but six years, claiming 10 division titles, playing in eight AFL/AFC Championship Games and three Super Bowls, including victories in Super Bowls XV and XVIII...Part of a scouting process that saw the Raiders draft eight future Hall of Famers, including Gene Upshaw, Fred Biletnikoff, Art Shell, Ray Guy, Dave Casper, Howie Long, Marcus Allen and Tim Brown...First joined Raiders as a scout in 1963...Left team briefly to work in the American Football League office in 1966, but returned just months later when the AFL-NFL merger was announced...Helped build team that won the AFL title and appeared in Super Bowl II in 1967...Became General Manager of the expansion Tampa Bay Buccaneers in 1976, starting a franchise that reached the NFC Championship Game in just its fourth season...Returned to Raiders in 1979 and was part of a team that made five playoff appearances and won two Super Bowl titles in first seven seasons back with franchise...Joined New York Jets as Personnel Director in 1990...Named Executive Vice President/General Manager of the Green Bay Packers late in the 1991 season...In 1995, helped Packers claim first division title in 23 years...Helped lead the Packers to three straight NFC Central titles and back-to-back appearances in the Super Bowl, including a Super Bowl XXXI victory following the 1996 season.



2015 - TIM BROWN

Raiders wide receiver, 1988-2003; NFL veteran, 1988-2004




Inducted into Pro Football Hall of Fame on Aug. 8, 2015...Played 17 NFL seasons, including first 16 campaigns with the Raiders...Joined Raiders as the sixth player selected in the 1988 NFL Draft after winning the Heisman Trophy at Notre Dame...Finished career as the most decorated receiver in Raiders history, setting franchise records with 1,070 receptions for 14,734 yards and 99 touchdowns...Finished career with most seasons (16) and games played (240) in franchise annals...Also Raiders all-time leader with 3,272 yards and three touchdowns on punt returns and 14,924 total yards from scrimmage...Racked up 19,443 combined net yards as a Raider...Topped 1,000 yards receiving in a season nine straight times from 1993-2001, and posted four of the top five seasons for receiving yardage in franchise history...Career totals include 1,094 catches for 14,934 yards and 100 touchdowns...Reception total ranked third in NFL history and yardage mark was second in

league record book at time of his retirement...Punt return yardage total of 3,320 is sixth in league history...Only player in NFL history to record at least 75 receptions in 10 straight seasons (1993-2002)...Posted 11 seasons with 50-or-more receptions and recorded a reception in 179 straight games from 1993-2004...Averaged 87 catches and 1,191 yards per season from 1993-2002...Also posted more yards after the catch than any other NFL receiver from 1992-2004 with 4,475...Set an NFL record for wide receivers with 176 straight starts...Selected to play in nine Pro Bowls, including five straight from 1994-98...Named All-Pro twice (1988 and 1997)...Earned All-AFC honors eight times...Garnered first-team All-Pro recognition in 1997 after setting franchise single-season records with 104 catches for 1,408 yards...Broke Gayle Sayers' NFL record for total yardage by a rookie in 1988, racking up 2,317 all-purpose yards (725 rec., 50 rush., 1,098 KR, 444 PR)...Six-time recipient of the Raiders' Commitment to Excellence Award...Led Raiders to three-straight AFC West titles from 2000-02...Started at wide receiver for Raiders in Super Bowl XXXVII...Finished his career with the Tampa Bay Buccaneers, playing in 2004.

2016 - KEN STABLER

Raiders quarterback, 1970-79; NFL veteran, 1970-1984

Inducted into Pro Football Hall of Fame on Aug. 6, 2016...Played 15 NFL seasons, including first 10 campaigns with the Raiders...Joined Raiders as a second round draft pick (52nd overall) out of Alabama in 1968...Spent first two seasons on the Raiders' inactive/reserve squad before first seeing game action in 1970...In 10 seasons in Oakland, was named All-Pro twice, All-AFC three times and was selected to play in four Pro Bowls...Remains the franchise's career leader in passing attempts (2,481), yards (19,078) and touchdowns (150)...Named to the NFL's All-Decade Team for the 1970s...Career totals include 184 games played with 146 starts, 2,270 completions on 3,793 attempts, 27,938 passing yards and 194 touchdowns...With the Raiders, racked up 19,078 passing yards on 1,486 completions with 150 touchdowns...Became starting quarterback in 1973 and led Raiders the first of five straight AFC Championship Game appearances...Also led Raiders to seven straight winning seasons and a 69-26-1 regular season record as a starter...Three-time recipient of the Gorman Award (1973, 1974 and 1976), a precursor to the Commitment to Excellence Award...Named Associated Press NFL Most Valuable Player in 1974 after passing for 2,469 yards and an NFL-best 26 touchdowns...Also tabbed for first-team All-Pro honors...Led the league in passing in 1976, piloting the Raiders to the team's first-ever Super Bowl title...Completed 194 passes for 2,737 yards and a league-high 27 touchdowns, setting a franchise record with a 103.4 passer rating...Also led the NFL with a 66.7 completion percentage...Was 12-for-19 passing for 180 yards as the Raiders defeated the Minnesota Vikings, 32-14, in Super Bowl XI...Garnered Pro Bowl honors in back to back seasons twice (1973 and 1974, 1976 and 1977)...Played in 13 career playoff games with 12 starts...Started 11 playoff games with the Silver and Black, posting a 7-4 record as a starter...Totaled 2,398 passing yards with 19 touchdowns in playoff contests and set an NFL record by recording a touchdown pass in 10 consecutive postseason games...Traded to Houston in 1980 and spent the final five seasons of his career with the Oilers (1980-81) and the New Orleans Saints (1982-84)...Served as a color commentator on CBS NFL broadcasts.





2018 - RANDY MOSS

Raiders wide receiver, 2005-06; NFL veteran, 1998-2012

Inducted into Pro Football Hall of Fame on Aug. 4, 2018...Played 14 NFL seasons, including the 2005 and 2006 campaigns with Oakland...Saw action in 218 career games with 193 starts for the Minnesota Vikings (1998-2004; 2010), Raiders (2005-06), New England Patriots (2007-10), Tennessee Titans (2010) and San Francisco 49ers (2012)...Totaled 982 career receptions for 15,292 yards and 156 TDs...Career receiving yards and TDs ranked third and fourth, respectively, in the NFL record book at the time of his retirement...Named Associated Press Offensive Rookie of the Year after setting an NFL rookie record with 17 TDs for Minnesota in 1998...Acquired by the Raiders via trade in 2005...In two years with Oakland, played in 29 games with 28 starts and recorded 102 receptions for 1,558 yards and 11 TDs...Set the NFL single-season record for TD receptions in a season with 23 as a member of the New England Patriots in 2007...Named to the NFL All-Decade

Team for the 2000s...Selected to play in six Pro Bowls and named first-team All-Pro four times...Caught 10-or-more TD passes in a season nine times and had 10 seasons with 1,000 yards receiving...Played two years at Marshall, totaling 174 receptions for 3,529 yards and 54 TDs...Scored a TD in every collegiate game he played...Named recipient of the 1997 Biletnikoff Award...Finalist for the 1997 Heisman Trophy...Selected by the Vikings as the 21st overall pick in the 1998 NFL Draft.


RAIDERS CHRONOLOGY

1959

August 14—First organizational meeting held under leadership of league founder Lamar Hunt. August 22—American Football League chosen as official name. November 22-23—First draft meeting held, with first selections composed of: Boston—Gerhard Schwedes; Buffalo—Richie Lucas; Dallas—Don Meredith; Denver—Roger LeClerc; Houston—Billy Cannon; Los Angeles—Monty Stickles; Minneapolis—Dale Hackbart; New York—George Izo. The eight teams select a total of 264 players. November 23—Cooperative television plan adopted by AFL. November 30—Joe Foss named league commissioner. December 2—AFL completes first draft of collegiate players with an additional 161 draft choices.

1960

January 30—Oakland group awarded former Minneapolis-St. Paul franchise. February 8—Co-owner Y.C. "Chet" Soda named franchise's first general manager. February 9—Eddie Erdelatz appointed as first head coach of Raiders. March 3-5—"Allocation" draft formulated to stock Oakland club. March 20—"Name Your Football Team" contest kicks off. April 5—Franchise announces nickname "Senors." April 14—Team announces nickname change to "Raiders." May 16—Kezar Stadium announced as Raiders home stadium for 1960 season. June 9—AFL signs five-year contract with ABC for network televising of games. July 11—Raiders open first training camp at Santa Cruz High School. July 31—Raiders lose to Dallas Texans 20-13 in first-ever preseason game. September 11—Raiders open at home, losing to Houston, 37-22, in first league game. December 6—AFL establishes Player Benefit Fund. December 17—Raiders complete inaugural season with a 48-10 win over the Denver Broncos.



July 31, 1960, vs. Dallas Texans—First game in Raiders history

1961

Jan. 1—First AFL Championship game held, Houston defeats Los Angeles, 24-16, before 32,183. Jan. 17—E.W. McGah named president of Raiders as partnership reorganized.

1962

Jan. 7—First AFL All-Star Game held, West defeats East, 47-27, before 20,973 at San Diego. June 27—Special draft of veteran players established to assist Oakland and Denver.

1963

Jan. 15—Al Davis named head coach and general manager of Raiders. Feb. 8—Dallas Texans announce move of franchise to Kansas City, becoming the Chiefs. March 28—New York Titans sold to group headed by David (Sonny) Werblin; club becomes the Jets. May 11—AFL allows Oakland and New York to select players from other franchises to provide more competitive balance. Dec. 22—Raiders down Houston, 52-49, to finish one

game out of playoffs with 10-4-0 record, first winning season in club history.

1964

Jan. 17—AFL owners vote to recognize AFL Players' Association, formed just three days earlier. Jan. 29—AFL and NBC sign five-year, \$36-million television contract to begin with 1965 season. June 1—AFL announces establishment of pension and hospitalization plans.

1965

Feb. 1—Construction starts on 54,000-seat Oakland Coliseum; completion date set for Aug. 25, 1966. Aug. 16—AFL awards expansion franchise for 1966 to Miami.

1966

April 8—Al Davis, general manager and head coach of Raiders, named second Commissioner of American Football League, succeeding Joe Foss. John Rauch hired as Raiders head coach. June 8—American Football League and National Football League agree to an alliance that includes common draft and championship game. July 25—Al Davis resigns as league commissioner. Milt Woodard appointed president of the American Football League. Davis rejoins Raiders as managing general partner. Sept. 18—Raiders open 54,000-seat Oakland-Alameda County Coliseum, against Kansas City Chiefs.

1967

Jan. 15—First World Championship Game played, at Los Angeles. NFL champion Green Bay Packers pull away from AFL champion Kansas City in second half to win, 35-10. Jan. 21—AFL All-Star Game held in Oakland. East posts first series win, 30-23. March 14-15—First AFL-NFL common draft held. May 24—Cincinnati awarded AFL expansion franchise. August-September—First preseason games between AFL and NFL held, including Sept. 3 meeting between Raiders and San Francisco 49ers. Dec. 24—Raiders finish season with 13-1 mark, best record in AFL history. Dec. 31—Raiders rout Houston, 40-7, to win AFL Championship.

1968

Jan. 14—In Super Bowl II, Green Bay pulls away from AFL champion Raiders to win, 33-14. Nov. 17—"Heidi" becomes part of sports vocabulary when final minutes of Raiders' 43-32 comeback win over New York are cut off to permit television special to begin on time. Viewers unaware that Raiders score two late touchdowns to win, then voice headline-grabbing displeasure at NBC. Dec. 22—Raiders wallop visiting Kansas City, 41-6, to capture Western Division Playoff. Dec. 29—Raiders fall to New York Jets, 27-23, in AFL Championship at Shea Stadium before 62,627.

1969

Feb. 4—John Madden appointed Raiders head coach to replace John Rauch, who left to go with Buffalo Bills. May 10—Pro football realignment finds Cleveland Browns, Baltimore Colts and Pittsburgh Steelers moving to new American Football Conference as part of 1970 merger. Colts join Boston, Buffalo, Miami and New York in one division. Browns and Steelers join Houston and Cincinnati in another, and Kansas City, Denver, San Diego and Oakland remain in third division. June 1—Veteran AFL player personnel director and administrator Al LoCasale named executive assistant for Raiders. June 26—ABC acquires rights

to televise NFL regular-season Monday night games. Oct. 19—Raiders quarterback Darley Lamonica sets pro record with six touchdown passes in first half to direct 50-21 win over Buffalo. Oct. 26—Raiders defeat San Diego, 24-12, to equal AFL record of unbeaten games at 15. Dec. 13—Raiders beat Kansas City, 10-6, in regular-season finale and win record-tying third straight AFL Western Division title. Dec. 21—Raiders win playoff, set club scoring mark in 56-7 win over Houston.

1970

Jan. 4—Raiders bow to Kansas City, 17-7, in AFL Championship before record Coliseum crowd of 54,544. March 16-21—Pro football owners meet in Honolulu. Uniform rules adopted, including discarding of AFL's two-point conversion option in favor of the one-point kick, acceptance of the NFL game ball and use of players' names on the back of team jerseys. Dec. 12—Raiders become first AFC club ever to capture four consecutive Western Division crowns with a 20-6 triumph over Kansas City Chiefs. Dec. 27—Raiders win third straight playoff by defeating AFC Eastern Conference runner-up Miami Dolphins, 21-14, at Coliseum.

1971

Jan. 3—Baltimore Colts defeat Raiders, 27-17, in AFC title game at Baltimore's Memorial Stadium. Sept. 26—Raiders commence nine-week unbeaten string by blanking Chargers, 34-0, in San Diego. Dec. 12—Field goal with 1:34 left provides Chiefs 16-14 victory over visiting Raiders to end Oakland string of four division titles.

1972

March 20-24—Owners move hash marks to 23 yards, 21 inches from sideline, narrowing field-goal angles. Dec. 3—Raiders return to glory by capturing fifth AFC West title in six seasons with 21-19 victory over Chargers in San Diego. Dec. 17—Raiders boast winningest record of 1963-72 10-year period (94-36-10) with 10-3-1 finish. Dec. 23—Controversial pass deflection on fourth down in final 22 seconds provides Pittsburgh with 13-7 playoff decision over Raiders, who had taken 7-6 lead with 1:13 left to play.


1973

Sept. 23—Largest Bay Area crowd to attend a pro game (74,121) fills California Memorial Stadium as Raiders stun Super Bowl champion Miami, 12-7, on four George Blanda field goals. Dolphins win streak stopped at 18. Dec. 16—Raiders down Denver Broncos, 21-17, to capture third consecutive AFC West title and sixth in seven seasons. Dec. 22—Oakland returns to AFC Championship with 33-14 playoff triumph against Pittsburgh. Dec. 30—Miami wins third consecutive AFC title, topping Raiders, 27-10.

1974

April 25—Rule changes, culminating three years of study, are announced at NFL owners meeting in New York. Preseason and regular-season games tied after regulation time will be allotted a single 15-minute or sudden-death overtime. Goal posts moved to end line, kickoffs moved to 35-yard line, missed field goals are returned to line of scrimmage or 20-yard line, whichever is farther from goal line; and members of team kicking from scrimmage (punt or field goal) cannot cross line of scrimmage until ball is kicked. Offensive-holding penalty, illegal use of hands, and tripping infractions occurring in area of line

of scrimmage and 3 yards beyond are reduced from 15 to 10 yards. Wide receivers blocking back toward the ball 3 yards from line of scrimmage cannot block below the waist. Sept. 22—Raiders begin nine-game winning streak with 27-7 victory over rival Kansas City. Nov. 18—Oakland captures seventh AFC West title after only 10 regular-season games as Kansas City topples Denver in Monday night clash, following Raiders' 17-10 Sunday victory over San Diego. Dec. 14—Raiders complete 1974 campaign with 27-23 victory over Dallas, register best record in NFL (12-2). Dec. 21—Miami's fourth consecutive Super Bowl bid is ended as Raiders defeat world champions, 28-26, at Coliseum in AFC playoffs. Dec. 29—Pittsburgh defeats Oakland, 24-13, and advances to Super Bowl.



Dec. 21, 1974, vs. Miami Dolphins—the "Sea of Hands" game

1975

Feb. 7—Long Island Athletic Club selects Al Davis as NFL Executive of the Year. March 17—Pro football owners meet in Honolulu. Rule changes include: Penalties for having illegal player downfield and offensive-pass interference are reduced from 15 to 10 yards. Sept. 3—Jim Otto, last original Raider, retires after 15 years as Raiders starting center. Sept. 22—Raiders snap Miami's 31-game Orange Bowl winning streak with 31-21 Monday night victory. Nov. 3—Raiders become pro football's all-time winningest team since 1960 with victory over New Orleans to up team's all-time record to 129-77-11 (.626). Nov. 23—Raiders go into overtime for first time in history, defeating Washington Redskins, 26-23, at 7:13 of extra period. Nov. 30—Raiders clinch eighth AFC West title in past nine seasons with 37-34 overtime victory over Atlanta. Dec. 21—George Blanda's second of four extra-point kicks against Kansas City makes the 26-year veteran first player in pro football history to score 2,000 points. Dec. 28—Raiders advance to AFC title game with 31-28 win over Cincinnati at home.

1976

Jan. 4—Raiders bow 16-10 at Pittsburgh in AFC Championship. March 15—Pro football owners meet in Coronado, Calif. Rule changes adopted include: Official coin toss moved to three minutes before kickoff, and two 30-second time clocks will be placed in each end zone so fans can see how long offense has to put ball in play. March 30—Tampa Bay Buccaneers and Seattle Seahawks complete their selection of veteran players in NFL expansion draft. Raiders lose Bob Moore, Harold Hart and Louis Carter.

1977

Jan. 9—Raiders defeat Minnesota Vikings, 32-14, in Super Bowl XI at Rose Bowl in Pasadena before record crowd of 103,424, plus a world-wide television audience of over 130 million. Jan. 10—Over 20,000 fans turn out at the Coliseum to greet world champions on their return to Oakland. Jan. 29—Raiders Head Coach John Madden named the Washington Touchdown Club's Coach of the Year. March 5—Al Davis, Raiders managing general partner, named NFL Executive of the Year. March 29—At NFL meetings in Phoenix, owners adopt schedule beginning in 1978 with four preseason contests and 16 regular-season games; Seattle assigned to AFC West. June 8—Raiders players and staff receive world championship rings. Oct. 9—Raiders down Cleveland, 26-10, to win 17th consecutive game, a streak topped only seven times in NFL history. Dec. 11—Raiders clinch 10th playoff appearance in 11 years with 35-13 win over Minnesota in Coliseum. Dec. 18—Raiders beat Kansas City, 21-20, to become first NFL team to win 150 league games since 1960. Dec. 24—Raiders defeat Colts at Baltimore, 37-31, in second overtime period to win AFC playoff and advance to conference championship. At 75 minutes and 43 seconds, game is longest in Raiders history.

1978

Jan. 1—Raiders lose, 20-17, at Denver in AFC Championship. March 13—NFL owners meet in Palm Springs. Rule changes include: Liberalized pass-protection blocking, elimination of defenders bumping eligible pass receivers more than 5 yards downfield, and addition of seventh game official. June 7—NFL owners vote to increase active rosters to 45 players. Oct. 1—Raiders record in overtime games goes to 4-0 with 25-19 fifth-quarter win over Bears in Chicago. Nov. 5—John Madden becomes 13th coach in NFL history with 100 victories as Oakland wins in Kansas City, 20-10. Dec. 17—Raiders beat Minnesota Vikings in Coliseum, 27-20, to wrap up 14th consecutive winning season.

1979

Jan. 4—John Madden retires from football coaching after 12 years with Raiders (two as linebackers coach and 10 as head coach). Feb. 8—Tom Flores named as head coach of Raiders by managing general partner Al Davis. March 12—NFL owners meet in Honolulu. Rule changes include eliminating blocking below the waist on punt and kickoff returns, and officials instructed to blow the play dead as soon as the quarterback is in the grasp of any tackler. Active roster for 1979 will be 45 players. May 11—RB Pete Banaszak retires after 13 seasons with Raiders. July 1—CB Willie Brown retires after 12 seasons with Raiders and 16 seasons in the league. July 9—Raiders close season-ticket sales at an all-time high of \$1,825. July 28—Raiders play in Pro Football Hall of Fame Game for first time, defeating Dallas, 20-13. Sept. 2—New Head Coach Tom Flores gets first league win as Raiders down Rams, 24-17, at L.A. Coliseum. Oct. 14—Raiders score 50 points for fifth time in team history, defeating Atlanta, 50-19. Dec. 3—Raiders run Monday night record to 13-1-1 with great comeback win against Saints in New Orleans, 42-35. Dec. 9—Win over Cleveland, 19-14, earns Raiders 15th straight winning season, tying all-time NFL record set 35 years earlier by Chicago Bears. Dec. 16—Raiders complete 1979 season having scored in 198 consecutive games.

1980

April 29—Raiders select BYU quarterback Marc Wilson, nation's leading passer, in first round of college player draft. Aug. 2—Original Raider Jim Otto, starting center for 210 consecutive league games from 1960 through 1974, inducted into Pro Football Hall of Fame in Canton, Ohio. Sept. 7—Raiders open 21st season with 27-14 win over Chiefs in Kansas City. Dec. 1—Raiders become first team in NFL history to earn 16 consecutive winning seasons. The 9-3 win over Denver runs Monday Night Football record to 16-1-1, best in NFL. Dec. 21—With 33-17 victory over N.Y. Giants, Raiders conclude league season with 11-5 record, tied for first place in AFC West, and enter the playoffs for 11th time since 1967. Raiders now have scored in 214 consecutive league games. Dec. 28—Raiders defeat Houston, 27-7, in AFC Wild Card playoff.

1981

Jan. 4—Mike Davis intercepts Brian Sipe on "Red Right 88" to defeat Cleveland, 14-12, in AFC playoff, in sub-zero weather. Jan. 11—Raiders win AFC Championship against Chargers in San Diego, 34-27. Jan. 25—Raiders win second world championship in five years by downing Philadelphia Eagles, 27-10, in Super Bowl XV at the Superdome in New Orleans before a crowd of 75,500, plus a world-wide television audience of over 125 million. March 15—NFL owners meet in Hawaii. Rule changes include prohibition against use of adhesive or slippery substances on the body, equipment or uniform of any player. April 28—With two first-round draft choices for first time in club history, Raiders select Texas Tech defensive back Ted Watts and University of Washington offensive tackle Curt Marsh. Aug. 1—Raider QB/K George Blanda, leading scorer in both NFL and Raiders history, inducted into Pro Football Hall of Fame in Canton, Ohio. Aug. 2—Raiders players and staff receive world championship rings in ceremony at Kaiser Center. Sept. 20—Raiders score in 217th consecutive game, downing Seattle, 20-10. Dec. 7—Raiders down Pittsburgh, 30-27, to run Monday Night Football record to 18-1-1.




Jan. 25, 1981, vs. Philadelphia Eagles — Super Bowl XV

1982

April 27—Raiders select USC RB Marcus Allen, 1981 Heisman Trophy winner, in first round of draft. May 7—U.S. Federal District Court Jury unanimously finds for Raiders and against NFL on both the antitrust count and bad faith charges, setting up court order to prevent Raiders from being illegally stopped from moving to Los Angeles. Aug. 29—Los Angeles Raiders play

first home preseason game in L.A. Coliseum, downing Green Bay Packers, 24-3. Sept. 12—Raiders open 23rd season with 23-17 win over defending Super Bowl champion 49ers in San Francisco. Nov. 22—After 57-day strike by NFL players, season resumes and Los Angeles Raiders finally play first home league game, overcoming 24-point deficit to defeat San Diego Chargers, 28-24. Dec. 12—Raiders down Chiefs in final seconds in Kansas City, 21-16, to clinch 17th winning season in last 18 years and earn 200th league win in club's history. Dec. 18—Raiders record first million-dollar home league game in NFL history while downing Rams, 37-31.




Aug. 29, 1982 vs. Green Bay Packers - First home game in L.A.

1983

Jan. 2—In game added to original schedule as part of strike settlement, Raiders beat Chargers in San Diego, 41-34, to finish shortened 1982 season with league-best 8-1-0 record. Raiders win 10th division championship since 1967 and enter playoffs for 12th time. Jan. 8—Raiders triumph, 27-10, over Cleveland Browns in L.A. Coliseum in first round of playoffs and record 16th postseason win since 1967. Jan. 15—Record playoff game established as 90,688 tickets issued for Raiders L.A. Coliseum playoff game against Jets, won by New York, 17-14; sales include only 651 no-shows as home crowd of 90,037 is top non-Super Bowl attendance in recent years of NFL play. April 13—Federal District Court jury awards Los Angeles Raiders almost \$35 million in compensatory damages from NFL for anti-trust and bad-faith violations. Los Angeles Memorial Coliseum awarded nearly \$15 million in damages in same decision. May 5—Raiders hold first workouts at new Los Angeles-area facility in El Segundo during offseason rookie camp. July 15—Raiders open 1983 training camp at El Rancho Motel complex in Santa Rosa. July 22—California State Superior Court upholds Raiders' move to Los Angeles by ruling against City of Oakland and for the Raiders in Eminent Domain case heard in Monterey County. Court rules City does not have right to acquire Raiders through condemnation. Aug. 6—Raiders begin 24th season of play in preseason opener against San Francisco in L.A. Coliseum. Sept. 4—Raiders open 24th season with 20-10 victory over Bengals in Cincinnati. Sept. 17—E.W. McGah, courageous Raiders general partner and only remaining original partner, who added stability and credibility to the franchise for three decades, dies at age 84. Sept. 19—With 27-14 win over Miami in L.A. Coliseum, Raiders raise Monday Night Football record to an incredible 20-2-1. Nov. 13—Raiders down Bills in final seconds in Buffalo, 27-24, to clinch 18th winning season in 19 years.

1984

Jan. 1—Raiders triumph, 38-10, over Pittsburgh Steelers in AFC playoff game before AFC postseason-record crowd (92,434 tickets issued). Jan. 8—Raiders down Seattle Seahawks, 30-14, before largest championship-game crowd in AFC history (92,335 tickets issued) to win 11th conference championship. Jan. 22—Raiders win world championship for third time in eight years by defeating Washington Redskins, 38-9, in Super Bowl XVIII at Tampa Stadium before crowd of 72,290 and world-wide radio and television audience of over 125 million. Jan. 24—World championship Raiders presented with key to City of Los Angeles in ceremony on steps of City Hall before record crowd for sports celebration. Feb. 28—Federal Court of Appeals upholds unanimous jury verdict for Raiders reached earlier in Federal District Court on both the anti-trust count and the bad-faith charges. May 26—Raiders players and staff receive world-championship rings in ceremony at Beverly Hilton Hotel. July 16—California State Superior Court again upholds Raiders move to Los Angeles by ruling against City of Oakland and for the Raiders in Eminent Domain case. July 28—Former cornerback Willie Brown becomes third Raider player inducted into Pro Football Hall of Fame in Canton, Ohio. Sept. 2—Raiders open 25th anniversary season with 24-14 win over Oilers in Houston. Sept. 16—Raiders down Chiefs in Kansas City, 22-20, to earn Tom Flores his 50th league win since becoming head coach in 1979. Oct. 28—92,469 tickets issued for game against Denver in L.A. Coliseum sets all-time Raider record. Nov. 5—United States Supreme Court upholds Raider victory in antitrust case against the NFL by refusing to alter previous favorable decisions for the Raiders made by United States Federal Court of Appeals panel and United States Federal District Court jury. Nov. 25—Raiders down Indianapolis Colts, 21-7, in L.A. Coliseum to clinch 19th winning season in last 20 years. Dec. 9—Raiders assured of postseason playoff berth for 14th time in last 18 years. Dec. 10—With 24-3 win over Detroit in Pontiac Silverdome, Raiders raise Monday Night Football record to an unparalleled 22-3-1. Dec. 22—Raiders lose, 13-7, at Seattle in AFC Wild Card game.



Jan. 22, 1984, vs. Washington Redskins—Super Bowl XVIII

1985

Jan. 27—Eight Raiders play with victorious AFC all-stars, who down NFC, 22-14, in Pro Bowl in Honolulu. April 9—Raiders enter into agreement to hold preseason training camps in Oxnard. July 18—Raiders open first Southern California preseason training camp in Oxnard. Aug. 3—Raiders host first Family Day in Southern California before club record 12,000 fans at Oxnard

High. Sept. 3—Largest crowd in Los Angeles Chamber of Commerce sports banquet history turns out to honor Raiders prior to opening of season. Sept. 8—Raiders open 26th season, at home with 31-0 shutout of N.Y. Jets. Sept. 22—92,487 tickets issued for home game against San Francisco, setting NFL league game gate record. Nov. 15—California State Court of Appeals rules in favor of Raiders in Eminent Domain case initiated by City of Oakland. Court determines that Oakland's "proposed exercise of eminent domain power would violate the commerce clause of the U.S. Constitution." Dec. 1—Raiders defeat Falcons, 34-24, in Atlanta to clinch 20th winning season in 21 years. Dec. 15—Raiders earn playoff berth for 15th time in 19 years and fourth time in their four seasons in Los Angeles, by downing Seattle, 13-3, in L.A. Coliseum. Win assures Raiders of 13th AFC West championship. Dec. 23—With 16-6 win over Rams in Anaheim, Raiders raise league's best Monday night record to 24-3-1. Victory gives Tom Flores his 70th win in seven years as Raiders head coach.

1986

Jan. 5—Raiders lose to New England, 27-20, in AFC playoff. Feb. 27—California State Supreme Court again upholds Raiders' move to Los Angeles by refusing to alter previous favorable decision in State Court of Appeals for the Raiders and against City of Oakland in Eminent Domain case. June 11—George Anderson, Raiders head trainer since 1960, inducted into National Athletic Trainers' Association Hall of Fame. June 30—U.S. Supreme Court upholds Raiders move to Los Angeles by refusing to alter prior series of favorable decisions in California state courts for Raiders and against City of Oakland in Eminent Domain case. Oct. 12—Raiders defeat Seattle, 14-10, to record 200th league victory against an AFC team. Nov. 2—Raiders set club single-game record with 92,496 tickets issued for home game against Denver. Nov. 16—Raiders down Cleveland, 27-14, to win 50th league game since relocation to Los Angeles in 1982.

1987

Jan. 24—Former offensive guard Gene Upshaw becomes fourth Raider voted into Pro Football Hall of Fame. July 22—Raiders open new training camp headquarters at Radisson Hotel in Oxnard. Aug. 8—Upshaw inducted into Pro Football Hall of Fame in ceremony at Canton, Ohio, with presentation speech made by Al Davis. Sept. 13—Raiders open 28th league season with 20-0 shutout victory against Packers in Green Bay. Nov. 30—Raiders become first NFL team to win 250 league games since 1960 by defeating Seattle, 37-14. Win raises Raiders' Monday Night Football record to league-best 25-5-1. Dec. 27—Ticket count of 86,011 for Raiders home game against Chicago is tops in NFL for 1987.

1988

Jan. 20—Tom Flores retires as Raiders head football coach after nine years, 91 wins and two world championships. Jan. 30—Former wide receiver Fred Biletnikoff becomes fifth Raider voted into Pro Football Hall of Fame. Feb. 29—Mike Shanahan named as head coach of Raiders. April 24—Raiders have three first-round draft choices for first time in club history, select Notre Dame WR Tim Brown, Tennessee CB Terry McDaniel and Illinois DE Scott Davis. July 30—Biletnikoff inducted into Pro Football Hall of Fame in ceremony at Canton, Ohio with presentation speech made by Al Davis. Sept. 26—Raiders defeat Broncos in overtime, 30-27, in Denver to run Monday Night Football record to 26-5-1. Nov. 16—Raiders agree to settlement offer for damages from City of Oakland to complete victory in Eminent

Domain case that began in 1980. Dec. 18—Final-game loss to Seahawks in L.A. Coliseum prevents Raiders from winning AFC West title and being in playoffs.

1989

Jan. 21—Former 15-year offensive tackle Art Shell becomes sixth Raider voted into Pro Football Hall of Fame. March 4—Raiders agree to settlement offer for damages from National Football League to complete Federal Anti-Trust case won by Raiders over right to relocate. April 23—Raiders use second-round choice obtained in draft-day trade with Dallas Cowboys to select Penn State G Steve Wisniewski as top pick in 1989 draft. Aug. 5—Shell inducted into Pro Football Hall of Fame in ceremony in Canton, Ohio, with presentation speech made by Al Davis. Oct. 3—Shell named as head coach of Raiders, replacing Mike Shanahan, released the previous day. Oct. 9—Shell records first win as head coach with 14-7 victory over N.Y. Jets in Giants Stadium, to run Monday Night Football record to 27-6-1. Dec. 3—Raiders defeat Denver Broncos, 16-13, in overtime before 90,016, largest ticket count in NFL in 1989.

1990

Jan. 27—Ted Hendricks, who wore the Silver and Black from 1975-83, becomes seventh Raider voted into Pro Football Hall of Fame. Aug. 4—Hendricks inducted into Pro Football Hall of Fame in ceremony in Canton, Ohio, with presentation speech made by Al Davis. Aug. 5—Raiders play New Orleans Saints in historic Wembley Stadium in London, first Raiders game ever in another country. Sept. 9—Raiders open 31st season and ninth in Los Angeles with 14-9 win over Denver Broncos in L.A. Coliseum. Dec. 10—Win over Detroit, 38-31, in Pontiac Silverdome earns Raiders their 275th league game victory, most by any NFL team since 1960. Dec. 30—Win over San Diego Chargers, 17-12, in L.A. Coliseum earns Raiders their 14th AFC West title and 16th season in playoffs.

1991

Jan. 13—Raiders defeat Cincinnati Bengals, 20-10, to record 20th postseason victory. Coliseum ticket count of 92,488 is largest in NFL for the 1990 season. May 24—Raider Owner Al Davis presented first NFL Players Association Award of Excellence "for his contributions to the men who played the game." Aug. 4—Raiders pay first visit to Japan to play preseason game against Miami Dolphins. Sept. 29—Raiders defeat San Francisco, 12-6, before 92,488 at Los Angeles Memorial Coliseum, the top NFL ticket count in 1991.

1992

Jan. 25—Al Davis voted into Pro Football Hall of Fame. Feb. 2—Eight Raider players, as many as any other NFL team, play in Pro Bowl in Honolulu. April 26—Raiders select Clemson defensive lineman Chester McGlockton in first round of draft. Aug. 1—Al Davis inducted into Pro Football Hall of Fame in ceremony in Canton, Ohio, with presentation speech made by former Raiders head coach and TV analyst John Madden. Aug. 8—Los Angeles Raiders begin second decade of play since relocating from Oakland, with preseason game against the 49ers in San Francisco.

1993

Feb. 7—Raider CB Terry McDaniel, who along with defensive lineman Howie Long represented the Raiders, scoops up fumble and returns it 27 yards for touchdown to lead AFC over NFC in Pro Bowl in Honolulu. Feb. 17—Renovation begins on L.A. Col


iseum to provide more "intimate" facility for Raiders and their fans. Stadium capacity will be reduced from NFL-high 92,488 to 67,800. Sept. 5—Raiders play first game in renovated Coliseum, beating Minnesota Vikings, 24-7, in 1993 NFL league season opener.

1994

Jan. 2—In front of sellout crowd of 67,800 at the L.A. Coliseum, Raiders overcome 17-point fourth-quarter deficit to beat Denver, 33-30, in overtime to qualify for playoffs for 18th time. Jan. 9—The Raiders, in front of another sellout at the L.A. Coliseum, beat Denver for the third time during the 1993 season, in the AFC Wild Card playoff, 42-24. Jan. 15—The Raiders, playing in sub-zero temperatures in Buffalo, narrowly lose to the Bills, 29-23, falling one win short of the AFC Championship game. July 31—The Silver and Black travel overseas for their third American Bowl in five years to play in Barcelona, Spain, against Denver. The game is played in Montjuic Stadium, site of the opening and closing ceremonies of the 1992 Summer Olympics.

1995

Feb. 2—Mike White becomes 10th head coach in 35-year history of the Raiders, replacing Art Shell. April 22—The Raiders select University of Washington running back Napoleon Kaufman in the first round of the 1995 draft. June 23—Letter of intent is signed between the Raiders and the Oakland Coliseum. Aug. 7—Agreement is signed during ceremony held in locker room at Oakland-Alameda County Coliseum. Coliseum representatives declare a sold-out stadium for 1995 and board president George Vukasin states that the Raiders will enjoy "sellouts" for decades to come. Aug. 12—Raiders play first home preseason game after relocating to Oakland, against St. Louis Rams at Oakland-Alameda County Coliseum. Sept. 3—Raiders kick off their 23rd league season in Oakland with a 1995 home opener against defending AFC champion San Diego Chargers.



Sept. 3, 1995, vs. San Diego Chargers—First game back in Oakland

1996

March 27—Raiders announce plans to hold summer training camp in Napa, Calif., with team being housed at the Napa Marriott and practices held on the grounds of the adjacent Redwood Middle School. June 17—Raiders move into Alameda facility, just one mile from team's old training facility on Doolittle Drive. "This is the final step in a tremendous process of relocating the organization," states Al Davis. "This state-of-the-art facility will provide the Raiders organization a positive, winning envi-

ronment. When completed, this facility will be the finest in all of professional sports and will provide a solid base for years to come, as the true greatness of the Raiders is in its future." July 12—Raiders open training camp in Napa. July 27—Raiders open 1996 preseason vs. Cowboys in Dallas. Sept. 1—Raiders open their 37th league season with inaugural league contest in Baltimore vs. Ravens. Sept. 15—Raiders open 1996 home league schedule against Jacksonville in newly renovated Oakland-Alameda County Coliseum.

1997

Jan. 25—Former defensive back Mike Haynes becomes ninth Raider voted into Pro Football Hall of Fame. Jan. 30—Raiders name Joe Bugel, whose coaching career has spanned four decades, as head coach. Bugel, 56, becomes 11th head coach in organization's 37 years of professional football competition. May 8—The Silver and Black and Susquehanna Radio Corp. announced that Raider games will be carried on "The Ticket," 1050 AM, the Bay Area's newest all-sports radio station. July 26—Haynes inducted into Pro Football Hall of Fame in ceremony in Canton, Ohio. Aug. 31—Silver and Black open 38th league season and 25th year as Raiders with inaugural league contest vs. Tennessee Oilers in Memphis. Dec. 21—Tim Brown passes Pro Football Hall of Famer Fred Biletnikoff for top spot on the Raiders' all-time receiving list after catching 20-yard pass from Jeff George in first quarter of Raiders-Jacksonville contest. Biletnikoff, the Raiders' receivers coach, had 589 career catches. Brown also sets a Raiders record for receptions in a single game against Jacksonville with 14, breaking his own record of 12.

1998

Jan. 22—Jon Gruden named as head coach of Raiders. Gruden, 34, becomes the youngest head coach in the NFL and third-youngest in the history of the Silver and Black. Raiders Owner Al Davis was 33 when he was named head coach and general manager in 1963 while John Madden was 32 when he was promoted to head coach in 1969. April 19—Raiders select Michigan defensive back Charles Woodson with fourth overall pick in 1998 draft. Woodson is first primarily defensive player to ever win the Heisman.

1999

Aug. 7—Former Raiders running back Eric Dickerson is inducted into Pro Football Hall of Fame in ceremony in Canton, Ohio. Sept. 12—Raiders open 40th regular season in Green Bay vs. Packers.

2000

Feb. 6—Three Raiders players, QB Rich Gannon, DT Darrell Russell and CB Charles Woodson, play in Pro Bowl in Honolulu. Another Raider, Tim Brown, is voted to his eighth Pro Bowl (which ties a Raiders record) but does not play. April 15—Raiders select Florida State K Sebastian Janikowski in first round of the NFL Draft. July 29—Former Raider greets Howie Long and Ronnie Lott inducted into Pro Football Hall of Fame in Canton, Ohio, ceremony.

2001

Jan. 6—Raiders, following a bye, defeat Miami Dolphins 27-0 in Divisional Playoff game at Coliseum. Jan. 14—Raiders host AFC Championship vs. Baltimore Ravens. Feb. 4—Four Raider players, QB Rich Gannon, CB Charles Woodson, and offensive linemen Lincoln Kennedy and Steve Wisniewski, play for victorious AFC in Pro Bowl at Honolulu, coached by Jon Gruden and his

RAIDERS CHRONOLOGY

Raiders assistants. Gannon is also named the game's MVP. Aug. 27—Raiders face Cowboys in Monday Night American Bowl pre-season contest in Mexico City.

2002

Jan. 12—Raiders, AFC West Champs for second straight year, defeat N.Y. Jets, 38-24, in Wild Card playoff game at Coliseum. Jan. 19—Raiders lose controversial Divisional playoff in snow at New England, 16-13, in overtime. Feb. 9—Five Raiders players, WR Tim Brown, QB Rich Gannon, CB Charles Woodson, OT Lincoln Kennedy and P Shane Lechler, play for victorious AFC in Pro Bowl at Honolulu. Gannon is named the game's MVP for the second straight year. March 12—Offensive Coordinator Bill Callahan is named as the 13th head coach in Raiders history. Aug. 3—Raiders legend Dave Casper is inducted into Pro Football Hall of Fame in ceremony at Canton, Ohio. Sept. 15—Rich Gannon sets an NFL record for most completions in non-overtime game with 43 during 30-17 win at Pittsburgh. Sept. 29—With 151 yards during 52-25 win over Tennessee, Jerry Rice becomes the NFL's all-time leader in yards from scrimmage. In same game, Rod Woodson returns interception 82 yards for score to become NFL leader for most career interception return yards. Nov. 11—Rich Gannon sets NFL record for consecutive completions with 21 during 34-10 win at Denver. Nov. 17—Tim Brown breaks Gene Upshaw's Raiders record for most games played in Silver and Black (217). Nov. 24—Raiders reach 400-win mark in regular and postseason contests with 41-20 win over Arizona. Dec. 2—Tim Brown joins Raiders teammate Jerry Rice and Cris Carter as only the third player in NFL history to catch 1,000 passes, during 26-20 win over N.Y. Jets. Dec. 22—Raiders clinch third straight AFC West title with 28-16 win over Denver. After connecting on 18 passes in that game, soon-to-be league MVP Rich Gannon sets NFL single-season completions record (404).

2003

Jan. 19—Raiders record 25th postseason victory (most of any AFC team) in 41-24 win over Tennessee for AFC championship before second-largest crowd (62,544) in Oakland postseason history. Jan. 26—Raiders become only team in pro football history to play in Super Bowls in four different decades with appearance in Super Bowl XXXVII in San Diego. Feb. 2—Four Raiders, QB Rich Gannon, OT Lincoln Kennedy, WR Jerry Rice and S Rod Woodson, play in Pro Bowl in Honolulu. April 19—Raiders select defensive back Nnamdi Asomugha and defensive lineman Tyler Brayton in the first round of the 2003 NFL Draft.

2004

Jan. 26—The Raiders name Norv Turner head coach. Jan. 31—Bob Brown selected for induction into Pro Football Hall of Fame. May 7—The Raiders accept an offer to have 2004 games broadcast on KSFO 560 AM, the Bay Area's Talk Leader. KSFO, the popular Bay Area talk radio station, will serve as the anchor for the multi-state, multi-station Raiders Radio Network. Raider broadcasts will include extensive pre- and postgame shows as well as Raider-specific programming during the week. Aug. 7—Bob Brown becomes 15th Raider to be inducted into Pro Football Hall of Fame.

2005

Feb. 12—Defensive end Derrick Burgess, among the top free agent acquisitions in the NFL, represents the Raiders in the Pro Bowl, after leading NFL in sacks with a team-record 16. Sept. 8—Raiders begin 46th season with regular-season opener vs. Patriots in New England in Thursday night NFL inaugural contest for 2005.

2006

Feb. 10—Pro Football Hall of Famer Art Shell returns for his second stint as Raiders head coach. April 29—Raiders select Texas defensive back Michael Huff in first round of the 2006 NFL Draft. Aug. 5—John Madden, former Raiders head coach and leading pro football television analyst, inducted into Pro Football Hall of Fame with presentation speech made by Al Davis. Aug. 6—Raiders open preseason play in Hall of Fame Game vs. Philadelphia in Canton, Ohio.

2007

Jan. 23—Lane Kiffin introduced as new Raiders head coach. Dec. 2—Raiders record 400th all-time regular season victory with 34-20 win over Denver Broncos at Coliseum.

2008

April 26—Raiders select Arkansas running back Darren McCadden in first round of 2008 NFL Draft. Sept. 30—Tom Cable introduced as Raiders interim head coach. Oct. 19—Sebastian Janikowski sets franchise and NFL overtime record by kicking 57-yard field goal to beat the New York Jets, 16-13. Nov. 9—Janikowski becomes Raiders all-time scoring leader, surpassing Pro Football Hall of Famer George Blanda's franchise mark of 863 career points.

2009


Feb. 4—Raiders name Tom Cable head coach. April 26—Raiders select Maryland wide receiver Darrius Heyward-Bey in first round of 2009 NFL Draft. Aug. 8—Former Raiders S Rod Woodson inducted into Pro Football Hall of Fame. Sept. 14—Raiders begin 50th season of pro football competition with regular-season opener on Monday night vs. San Diego Chargers at Oakland-Alameda County Coliseum. Dec. 27—Sebastian Janikowski sets a Raiders record with 61-yard field goal at Cleveland, marking the third-longest field goal in NFL history.

2010

Jan. 3—Sebastian Janikowski reaches 1,000 career points with 39-yard field goal against Baltimore Ravens. April 22—Raiders select Alabama linebacker Rolando McClain in first round of 2010 NFL Draft. Aug. 7—Former Raiders WR Jerry Rice inducted into Pro Football Hall of Fame. Oct. 24—Raiders set franchise record by scoring 59 points in win at Denver. Dec. 26—Rookie Jacoby Ford sets Raiders season and career record with his third kickoff return for a touchdown in 2010. Janikowski sets franchise single-season scoring record, surpassing mark of 132 set by Jeff Jaeger in 1993.

2011

Jan. 2—Raiders conclude season sweep of AFC West opponents with 31-10 victory at Kansas City. Jan. 18—Hue Jackson named head coach of Raiders. Sept. 12—Raiders begin 52nd season of pro football competition on Monday Night Football at Denver. K Sebastian Janikowski ties NFL record and breaks own franchise mark by kicking 63-yard field goal. Oct. 8—Raiders Owner Al Davis, a pro football pioneer, trailblazer, maverick and giant, passes away at age 82 after leading the franchise for half a century. Oct. 9—Raiders defeat Houston Texans, 25-20, in first game without the franchise's leader. Oct. 18—Days after QB Jason Campbell breaks collar bone, team acquires QB Carson Palmer from Cincinnati for two draft choices. Nov. 27—Janikowski sets Raiders record and ties NFL mark with six field goals in victory over Chicago, while P Shane Lechler snaps a franchise mark with an 80-yard punt.



Oct. 16, 2011, vs. Cleveland Browns — Al Davis Memorial Game

2012

Jan. 10—Owner Mark Davis names Reggie McKenzie as new Raiders general manager, first individual hired by franchise for that position since Al Davis in 1963. A former Raiders player, McKenzie served in a player personnel capacity with the Green Bay Packers for 18 years. Jan. 29—LS Jon Condo, K Sebastian Janikowski, P Shane Lechler and DT Richard Seymour represent Raiders at the Pro Bowl. Jan. 30—Broncos defensive coordinator Dennis Allen introduced as Raiders head coach.

2013

Jan. 27—FB Marcel Reece represents the Raiders at the Pro Bowl in Honolulu. April 25—Raiders announce multi-year agreement with KGMZ 95.7 The Game to broadcast all preseason, regular-season and postseason games. April 25—Raiders select CB DJ Hayden from the University of Houston with the 12th overall pick in the NFL Draft. Oct. 6—S Charles Woodson recovers a San Diego fumble and returns it 25 yards for a score, matching an NFL record with his 13th career defensive touchdown. Oct. 27—QB Terrelle Pryor sets a franchise record with a 93-yard touchdown run against Pittsburgh, marking the longest touchdown run by a quarterback in NFL history.

2014

Jan. 26—FB Marcel Reece participates as a member of Team Sanders at the Pro Bowl in Honolulu. May 8—Raiders select LB Khalil Mack from the University of Buffalo with the fifth overall pick in the NFL Draft. Aug. 2—Ray Guy inducted into Pro Football Hall of Fame, becoming first pure punter enshrined. Sept. 28—Raiders play Miami Dolphins at London's Wembley Stadium, marking franchise's first regular season game outside of the United States. Sept. 30—Tony Sparano named Raiders interim head coach. Nov. 20—Charles Woodson records a sack in victory over Chiefs to become first player in NFL history with 50 career interceptions and 20 career sacks.

2015

Jan. 16—Raiders introduce Jack Del Rio as 19th head coach in team history. Raiders executive Marc Badain announced as team President. Jan. 25—FB Marcel Reece plays in third straight Pro Bowl as a member of Team Irvin in Glendale, Ariz. April 30—Raiders select Alabama WR Amari Cooper with the fourth overall pick in the NFL Draft. Aug. 8—Former Raiders WR Tim Brown and personnel executive Ron Wolf inducted into Pro Football Hall of Fame. Oct. 11—K Sebastian Janikowski plays in his 241st career game, surpassing Pro Football Hall of Famer Tim Brown as Raiders' all-time leader in service. Dec. 13—DE Khalil Mack records five second-half sacks at Denver to tie the Raiders' single-game record set by Pro Football Hall of Famer Howie Long in 1983. Dec. 22—S Charles Woodson announces to local media his intent to retire at the conclusion of the 2015 season.

2016

Jan. 8—DE Khalil Mack makes history as the first-ever player to be named Associated Press first-team All-Pro at two different positions, garnering recognition at both defensive end and linebacker. Jan. 31—QB Derek Carr, WR Amari Cooper, DE Khalil Mack, RB Latavius Murray and S Charles Woodson represent the Raiders at the Pro Bowl in Honolulu. Along with the selection of FB Marcel Reece, the six players mark the most Raiders since 1994. April 29—Raiders select West Virginia S Karl Joseph with the 14th overall pick in the 2016 NFL Draft. Aug. 6—Former Raiders QB Ken Stabler inducted into Pro Football Hall of Fame. Sept. 25—K Sebastian Janikowski becomes the NFL's all-time leader with his 53rd career field goal of 50-or-more yards. Oct. 30—QB Derek Carr sets a franchise single-game record with 513 passing yards in a 30-24 overtime victory at Tampa Bay. Nov. 21—The Raiders post a 27-20 win over the Houston Texans at Estadio Azteca in Mexico City, the first regular-season Monday Night Football game played outside the United States. Dec. 4—QB Derek Carr becomes the first NFL quarterback with five game-winning touchdown passes in the fourth quarter or overtime in a single season, leading the Raiders to a 38-24 win over the Buffalo Bills at Oakland-Alameda County Coliseum. Dec. 16—Raiders clinch first playoff berth since 2002 with a 19-16 victory at San Diego.

2017

Jan. 7 – QB Connor Cook becomes first quarterback in Super Bowl era to make first-career start in a postseason game, as Raiders fall 27-14 in AFC Wild Card Game at Houston. Jan. 19 – Jack Del Rio named the Maxwell Club's Greasy Neale Professional Coach of the Year, becoming the sixth Raiders coach to earn an NFL Coach of the Year honor. Jan. 29 – C Rodney Hudson, S Reggie Nelson and G Kelechi Osemele participate in the Pro Bowl in Orlando. The trio are part of an NFL-high seven Raiders initially named to the AFC squad. Feb. 4 – DE Khalil Mack is named the Associated Press Defensive Player of the Year, becoming the first Raider since 1980 to earn the award. March 27 – By a vote of 31-1 by NFL owners, the Raiders are approved for relocation to Las Vegas. April 27 – Raiders select Ohio State CB Gareon Conley with the 24th overall pick in the 2017 NFL Draft. Sept. 10 – K Giorgio Tavecchio becomes first player in NFL history to make two field goals of at least 50 yards in his NFL debut at Tennessee. Nov. 13 – Raiders officially break ground on Las Vegas stadium site.

2018

Jan. 9 – Jon Gruden introduced as the head coach of the Oakland Raiders, returning to the post he previously held from 1998-2001. Jan. 29 – QB Derek Carr, C Rodney Hudson and G Kelechi Osemele represent the Raiders at the Pro Bowl in Orlando. April 26 – Raiders select T Kolton Miller from UCLA with the 15th overall pick in the NFL Draft.

EXTRA POINTS




Silver and Black Productions, the Emmy® Award winning in-house media operation, provides viewers with innovative, cutting edge and behind-the-scenes content devoted solely to the Oakland Raiders.

RAIDERS RADIO AND TELEVISION PERSONALITIES



BETH MOWINS



MATT MILLEN



NICOLE ZALOMIS



JT THE BRICK



JIM PLUNKETT



RICH GANNON



CHRIS TOWNSEND

PRESEASON

Produced in-house, the four preseason tilts feature veteran announcer Beth Mowins as she returns for her fourth season with the Silver and Black to handle the play-by-play duties. She will once again will be joined in the broadcast booth by former Raider and veteran television commentator, Matt Millen, as well as former Raiders quarterback and 2002 NFL MVP Rich Gannon. Gannon has worked in the booth for the NFL On CBS since 2005. Also returning to the telecasts is JT the Brick to handle hosting and sideline reporting.

THE SILVER AND BLACK SHOW

Entering its 20th season, the weekly program provides a comprehensive look ahead at the week's upcoming matchup through timely and topical analysis on both teams. Exclusive Head Coach Jon Gruden and player interviews are supplemented by in-depth features on players past and present –making it the preeminent source for weekly coverage of the NFL's most storied franchises, The Oakland Raiders.

RAIDERS TELEVISION NETWORK

KTVU-2/KTVU-Plus (Bay Area): FOX

KVVU (Las Vegas): FOX

KCRA (Sacramento): NBC

KTLA (Los Angeles): CW

KHON (Hawaii): CW

RAIDERS.COM

The Raiders were one of the first professional sports franchises to launch an official website when the team went online in 1995. Now, 22 years later the site still remains a direct, objective, and reliable source for Raiders content and entertainment. Raiders.com continues to provide exclusive video interviews, comprehensive photography, official press releases, transactions, player stats and biographies, profiles on current and former players and team personnel, press conference videos and much more.

MOBILE APP

In May of 2015, the Raiders released a brand new mobile application to provide fans with up to the minute information regarding the Silver and Black. The mobile app provides viewers with live streamed press conferences, player stats, videos, photo galleries, articles and more. The Raiders app is the perfect tool for anything and everything Raiders.

SOCIAL MEDIA

Daily updates and content surrounding the Silver and Black can be seen by following the Raiders on any one of the following social media platforms – Twitter (@RAIDERS), Facebook (The Oakland Raiders), Instagram (@Raiders), LinkedIn (Oakland Raiders), Snapchat (Raidersofficial) and YouTube (Raiders.com).

RAIDERS RADIO NETWORK

95.7 The GAME is entering its sixth season broadcasting all Raiders preseason, regular season and postseason games.

RAIDERS RADIO NETWORK AFFILIATES

Bay Area	95.7 The GAME KGMZ 95.7 FM KBLX 102.9 FM KUFJ 98.5	Monterey, Calif. Napa, Calif. Paso Robles, Calif. Redding, Calif. Riverside, Calif. San Luis Obispo, Calif.	KHIP 104.3 FM KVON 1440 AM KPRL 1230 AM KNRO 1670 AM KTDD 1440 AM KXTK 1280 AM
Las Vegas, Nev.	KDWN 720 AM	Santa Rosa, Calif.	KSRO 1350 AM
Las Vegas, Nev.	KCYE 102.7 FM	Reno, Nev.	KUUB 94.5 FM
Bakersfield, Calif.	KGEO 1230 AM	Reno, Nev.	KPLY 630 AM
Chico, Calif.	KFMF 93.9 FM	San Diego, Calif.	KIOZ 105.3FM
Eureka, Calif.	KINS 106.3 FM	Temecula, Calif.	KTMQ 103.3 FM
Fresno, Calif.	KFPT 92.5 FM	Hilo, Hawaii	KHLO 850 AM
Lakeport, Calif.	KXBX 1270 AM	Kealakekua, Hawaii	KKON 790 AM
Merced, Calif.	KDJK 103.9 FM	Vilonia, Ark.	KASR92.7 FM
Merced, Calif.	KBRE 1660 AM		
	/105.7 FM		
Modesto, Calif.	KHKH 104.1 FM		

TICKETS/THE RAIDER IMAGE

The Raider Image is the official team store of the Raiders. All stores are owned and operated by the Raiders. The Image began as a retail catalog while the team was in Los Angeles and opened its online store for business in September of 1999 on the Raiders official website, Raiders.com. **The Raider Image** e-commerce store provides the best selection of merchandise for Raider fans around the world with over 3600+ products available online and in the mobile app.

Currently, the Image operates 12 brick and mortar locations throughout California and Nevada. In August 2000, **The Raider Image** opened their first store, located at Southland Mall in Hayward, California. Today there are four Bay Area Raider Image locations: Hegenberger Gateway in Oakland, Oakridge Mall in San Jose, Sunvalley Mall in Concord and Southland Mall in Hayward. The Image has also expanded outside the Bay Area with stores in Arden Fair Mall in Sacramento, Fashion Fair Mall in Fresno and Solano Mall in Fairfield. To serve our Southern California fans, locations are open at the Moreno Valley Mall in Moreno Valley and Universal Studios City Walk in Universal City. In late 2017, The Raider Image added three new locations: The Valley Plaza Mall in Bakersfield as well as two new locations in Nevada, at Town Square in Las Vegas and Galleria Mall in Henderson. Coming soon to Las Vegas, **The Raider Image** will open a store at the Fashion Show Mall and McCarran Airport.

This successful chain of stores will continue to be the official team store of the Raiders, while expanding to meet the growing needs of Raiders fans around the world. Check out www.raiders.com/shop for the latest Raider products and your nearest store location.



The Raider Image
Southland Mall, Hayward CA

The Raider Image
Sunvalley Shopping Center, Concord CA

The Raider Image
Arden Fair, Sacramento CA

The Raider Image
Solano Town Center, Fairfield CA

The Raider Image*
Universal Studios City Walk, Universal City CA

The Raider Image
Westfield Oakridge Shopping Center, San Jose CA

The Raider Image
Hegenberger Gateway Retail Center, Oakland CA

The Raider Image
Fashion Fair, Fresno CA

The Raider Image
Moreno Valley Mall, Moreno Valley CA

The Raider Image
Town Square, Las Vegas NV

The Raider Image
Galleria at Sunset, Henderson NV

The Raider Image
Valley Plaza Mall, Bakersfield CA

Coming soon:
The Raider Image
Fashion Show Mall, Las Vegas NV

The Raider Image
McCarran International Airport, Las Vegas NV
**signature store*

Call **1-800-RAIDERS** for
information regarding our
Season Ticket Waitlist.





**MANDY
VOECKS**

Raiderette
Director



**JENNA
ANGELO**

Raiderette
Coordinator



**MALLORIE
TATE**

Raiderette
Relations Coordinator



2018 RAIDERETTES

RAIDERS IN THE COMMUNITY

The Oakland Raiders Community Relations department is dedicated to making a difference within the community. The department strives to promote the Raiders brand by enriching the lives of others through outreach programs, initiatives, and partnerships. The Community Relations department oversees and supports a variety of community programs, which are primarily focused in the areas of education, health and fitness, youth football, volunteerism, and civic involvement. These programs impact tens of thousands of children and families each year.

Each year the Raiders partner with local school districts and nonprofits in an effort to promote the importance of education, academic excellence, and higher learning. In 2017, the Raiders partnered with organizations such as Girls Inc. of Alameda County, the Davis Street Family Resource Center, Clark County School District, and the Oakland Unified School District to recognize local students and educators for their achievements in the classroom and to promote the pursuit of higher education.



NFL Play 60 is the National Football League's youth, health and fitness campaign. Designed to help tackle childhood obesity, Play 60 focuses on making the next generation of kids the most active and healthy by encouraging them to get at least 60 minutes of physical activity every day. The Raiders implement the Play 60 message through a variety of in-school and after-school programs – all emphasizing the importance of physical fitness and healthy lifestyles. In 2017, the Raiders hosted over 25 Raiders Junior Training Camps at elementary and middle schools in Las Vegas and Oakland, extending the Play 60 message to over 4,000 children.



USA Football, the sport's national governing body, leads the game's development, inspires participation and ensures a positive experience for youth and high school athletes. Throughout the year, the Raiders support a number of USA Football programs, which concentrate on coaching and parents' education, concussion awareness, equipment fitting, Heads Up Football, and heat and hydration.



The Community Relations department works with both current and former players, as well as other members of the organization, to participate in community outreach efforts. In 2017, 73 different Raiders players participated in 55 unique community outreach events.

RAIDERS FOUNDATION



FOUNDATION

Relaunched in 2017, the **Raiders Foundation** is the charitable arm of the Oakland Raiders. The Raiders Foundation is committed to increasing community and civic health by supporting the military and youth development. In 2017, the Foundation served over 1,400 youth and military.


During the NFL's Salute to Service month, the **Raiders Foundation** partnered with community organizations to celebrate, thank, and support both active service members and veterans. Along with Raising Cane's, U.S. VETS, and American Dream U, the Raiders Foundation provided meals to 125 veterans. The Foundation also hosted a friendly game of 7-on-7 flag football for the U.S. Army stationed at Camp Parks in Dublin, CA and the U.S. Air Force stationed at Travis Air Force Base in Fairfield, CA. In recognition of Giving Tuesday, the **Raiders Foundation** surprised three local Las Vegas military nonprofit organizations: U.S. VETS, Veterans Village, and USO with a \$10,000 check for each.



Further showing support of the military, the Raiders Foundation hosted Draft Day 3 at Nellis Air Force Base, with service members announcing the Raiders' draft picks. Most notably, the Foundation hosted the inaugural Celebrity Swing fundraiser at Topgolf Las Vegas where all proceeds of \$150,000 benefitted Veterans Village Las Vegas.



The **Raiders Foundation** focused on youth development by helping to provide computers and an updated computer lab for the Boys and Girls Club of Southern Nevada. The Foundation also hosted a Toys for Tots program with the United States Marine Corps Reserve of Southern Nevada and were able to collect 250 toys to give to local children. The Raiders Foundation also donated 792 tickets for the First and Goal Program, which provides a game day experience for local youth groups in the Bay Area.



2018 IMPORTANT DATES

2018

Mid-July: Clubs are permitted to open preseason training camp for rookies beginning seven days prior to the club's earliest permissible mandatory reporting date for veteran players. Veteran players other than quarterbacks or injured players may report to a club's preseason training camp no earlier than 15 days prior to the club's first scheduled preseason game or July 15, whichever is later.

July 23: Signing period ends for Transition Players with outstanding tenders. After this date and until 4:00 p.m., New York time, on the Tuesday following the 10th weekend of the regular season, prior club has exclusive negotiating rights.

Aug. 2: Hall of Fame Game, Baltimore Ravens vs. Chicago Bears, Canton, Ohio.

Aug. 2-5: Hall of Fame Weekend, Canton, Ohio.

Aug. 7: Deadline for players under contract to report to their clubs to earn an accrued season for free agency.

Aug. 7: If a drafted rookie has not signed with his club by this date, he cannot be traded to any other club in 2018, and may sign a player contract only with the drafting club until the day of the Draft in the 2019 League Year.

Aug. 9-13: First Preseason Weekend.

Aug. 16-20: Second Preseason Weekend.

Aug. 23-26: Third Preseason Weekend.

Aug. 30: Final Preseason Games.

Sept. 1: Prior to 4:00 p.m., New York time, clubs must reduce rosters to a maximum of 53 players on the Active/Inactive List.

Sept. 1: Simultaneously with the cut-down to 53, clubs that have players in the categories of Active/Physically Unable to Perform or Active/Non-Football Injury or Illness must select one of the following options: place player on Reserve/Physically Unable to Perform or Reserve/Non-Football Injury or Illness, whichever is applicable; request waivers; terminate contract; trade contract; or continue to count the player on the Active List.

Sept. 2: Claiming period for players placed on waivers at the final roster reduction will expire at 12:00 noon, New York time.

Sept. 2: Upon receipt of the Personnel Notice at approximately 1:00 p.m., New York time, clubs may establish a Practice Squad of 10 players (clubs participating in the International Player Development Program may sign one additional international player to a Practice Player Contract.) No club, including the player's prior club, will be permitted to sign a player to a Practice Player Contract until all clubs have received simultaneous notification via the above Personnel Notice that such player's prior NFL player contract has been terminated via the waiver system.

Sept. 3-8: In accordance with the 2018 Personnel (Injury) Report Policy, each club is required to file a Practice Report with the NFL Communications Department by 4:00 p.m., New York time, (or as soon as possible after the completion of practice) every Wednesday, Thursday and Friday for a regular season Sunday game; Monday, Tuesday, and Wednesday for a Thursday game; Thursday, Friday, and Saturday for a Monday game; and Tuesday, Wednesday, and Thursday for a Saturday game.

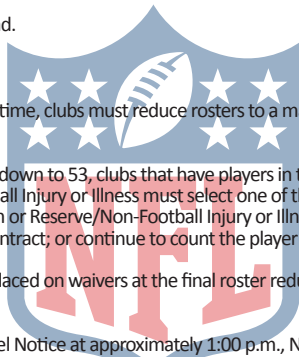
Sept. 3-8: Each club must also file a weekly regular season Game Status Report with the NFL communications department by 4:00 p.m., New York time (or as soon as possible after the completion of practice) on Wednesday for a Thursday game, Friday for a Sunday game, Saturday for a Monday game, and Thursday for a Saturday game. An update must be reported if there is any change in a player's condition after the initial Game Status Report is filed.

Sept. 6: At 12:00 a.m., New York time, the Top 51 Rule expires for all NFL clubs.

Sept. 6, 9-10: Regular Season opens.

Sept. 25: Beginning on the Tuesday following the third weekend of regular season games, the claiming priority is based on the inverse order of the standing of clubs in the current season's games.

Oct. 14: NFL London Series, Seattle Seahawks vs. **Oakland Raiders**, New Tottenham Stadium.



2018 IMPORTANT DATES

Mid-October: Beginning on the sixth calendar day prior to a club's seventh regular season game (including any bye week) clubs are permitted to begin practicing players on Reserve/Physically Unable to Perform and Reserve/Non-Football Injury or Illness for a period not to exceed 21 days. Players may be activated during the 21-day practice period, or prior to 4:00 p.m., New York time, on the day after the conclusion of the 21-day period, provided that no player may be activated to participate in a Week 6 game.

Mid-October: At any time after six weeks have elapsed since a player was placed on Reserve/Injured or Reserve/Non-Football Injury/Illness, each club is permitted to designate two players for return from either list to the club's 53-player Active/Inactive List. A player who is "Designated For Return" must have suffered a major football-related injury or non-football-related injury or illness after reporting to training camp and passing his preseason physical examination and must have been placed on the applicable Reserve List after 4:00 p.m., New York time, on the day after the final roster reduction. A player whom the club wishes to designate for return is permitted to return to practice for a period not to exceed 21 days. The club is required to notify the League office that the player has been "Designated For Return" on the first day the player begins to practice. The player cannot be returned to the Active/Inactive List until eight weeks have elapsed since the date he was placed on Reserve.

Oct. 16-17: Fall League Meeting, New York, New York.

Oct. 30: All trading ends for 2018 at 4:00 p.m., New York time.

Nov. 13: At 4:00 p.m., New York time, signing period ends for Franchise Players who are eligible to receive offer sheets. Prior to 4:00 p.m., New York time, deadline for clubs to sign their unsigned Franchise and Transition Players, including Franchise Players who were eligible to receive offer sheets until this date. If still unsigned after this date, such players are prohibited from playing in the NFL in 2018. Prior to 4:00 p.m., New York time, deadline for clubs to sign their unrestricted free agents to whom the "May 8 Tender" was made. If still unsigned after this date, such players are prohibited from playing in the NFL in 2018. Prior to 4:00 p.m., New York time, deadline for clubs to sign their restricted free agents, including those to whom the "June 1 Tender" was made. If such players remain unsigned after this date, they are prohibited from playing in the NFL in 2018. Prior to 4:00 p.m., New York time, deadline for clubs to sign their drafted rookies. If such players remain unsigned after this date, they are prohibited from playing in the NFL in 2018.

Dec. 12: League Meeting, Irving, Texas.

Dec. 30: Week 17.

Dec. 31: Earliest permissible date for clubs to renegotiate or extend the rookie contract of a drafted rookie who was selected in any round of the 2016 NFL Draft. Any permissible renegotiated or extended player contract will not be considered a rookie contract, and will not be subject to the rules that limit rookie contracts. Option exercise period begins for Fifth-Year Option for First-Round Selections from the 2016 NFL Draft. To exercise the option, the club must give written notice to the player on or after December 31, 2018, but prior to May 3, 2019.

2019

Jan. 5-6: Wild Card Playoffs.

Jan. 12-13: Divisional Playoffs.

Jan. 19: East-West Shrine Game, Tropicana Field, St. Petersburg, Florida.

Jan. 20: AFC and NFC Championship Games.

Jan. 26: Senior Bowl, Ladd-Peebles Stadium, Mobile, Alabama.

Jan. 27: NFL Pro Bowl, Camping World Stadium, Orlando, Florida.

Feb. 3: Super Bowl LIII, Mercedes-Benz Stadium, Atlanta, Georgia.

March 13: The 2019 League Year and Free Agency period begin at 4:00 p.m., New York time.

March 24-27: Annual League Meeting, Phoenix, Arizona.

April 25-27: NFL Draft, Nashville, Tennessee.

MEDIA INFORMATION

Members of the media are encouraged to carefully review the following procedures, reminded that these are subject to change. Media can retrieve up-to-date schedules and information via Twitter @RAIDERS_PR.

CREDENTIAL REQUESTS: Game credential requests will be honored only for working media on specific assignment for a recognized news or sports organization. Credentials will not be issued to freelance writers or photographers. All single-game requests must be received by 5 p.m. (PT) on the Monday prior to each Sunday home game. All full-season and single-game credential requests must be submitted by an editor or sports director to the media relations department.

PARKING: Every effort will be made to accommodate requests for parking passes, but due to limited space, parking cannot be provided for all credentialed media. Television trucks that provide satellite, uplink or microwave functions will need to make prior arrangements with Erin Exum (eexum@raiders.com) of the Raiders' media relations office.

MEDIA WILL CALL: The media will call booth is located in a kiosk at the base of the ramp between the Coliseum and Arena, adjacent to the "F" parking area, on the north side of the property. Each media member must pick up his/her own individual credential and present corresponding photo identification. Photographers and videographers can retrieve appropriate sideline vests at the booth. Media will call opens four hours prior to the scheduled kickoff.

MEDIA ENTRANCE: The media entrance is clearly marked and is located on the Plaza level. Media credentials will not be honored at any other gate. All media must check in at the media entrance before entering the Oakland-Alameda County Coliseum. For security purposes, individuals and their belongings will be searched upon entry into the stadium.

PHOTOGRAPHERS: Sideline access for NFL games is limited to photographers and videographers on assignment for recognized news or sports organizations. All field photographers must remain outside the bench areas and outside the yellow border (dots) surrounding the playing field. All media (photographers, videographers and sideline reporters) working on the field during the game must wear a vest that can be obtained at media will call. All vests must be returned at the field tunnel following the game. Credentials will not be provided to "grips" due to on-field space limitations. The photo work room is located on the first floor of the Coliseum, a short distance from the media meal room.

POOL REPORTER: As assigned by the Professional Football Writers of America (PFWA), the Oakland pool reporter for the 2018 season is Vic Tafur of The Athletic.

ON-FIELD POSTGAME INTERVIEWS: All Raiders players and coaches must report to the locker room prior to conducting interviews. Other than network contractual obligations, there are no interviews allowed on the field in the minutes immediately following a home or road game.

POSTGAME INTERVIEWS: The Raiders will open their locker room to media following the NFL's mandatory cooling-off period after each game. Head Coach Jon Gruden will conduct his postgame news conference in the interview room adjacent to the Raiders locker room. Selected players may also be brought into the interview room following the game. The visiting team's head coach and selected players will be available in the interview room (Oakland A's weight room) located adjacent to the visitor's locker room.

INTERVIEW REQUESTS: The Raiders respectfully ask that all interview requests, for any member of the organization, be submitted through the team's media relations office. Players, coaches or staff should not be contacted by media directly by telephone, e-mail, or via social media, including Twitter.

GENERAL MANAGER REGGIE MCKENZIE INTERVIEWS: Media wishing to request interviews with the Raiders' general manager should contact Will Kiss (wkiss@raiders.com). Interviews are scheduled as time allows.

HEAD COACH JON GRUDEN INTERVIEWS: Jon Gruden is available after most practices, as well as after every game. He also will conduct a weekly press conference, usually on Mondays, during the regular season. Those requesting individual interviews should contact Will Kiss (wkiss@raiders.com).

ASSISTANT COACH INTERVIEWS: Those requesting interviews with Assistant Head Coach/Special Teams Coordinator Rich Bisaccia, Defensive Coordinator Paul Guenther or Offensive Coordinator Greg Olson should contact Will Kiss (wkiss@raiders.com). Other assistant coaches are available by request, provided the request is made at least 24 hours in advance to Erin Exum (eexum@raiders.com). During a regular-season Sunday game week, coordinators are only available on Thursdays, while other assistants are only available Wednesdays, Thursdays and Fridays. Following games, Head Coach Jon Gruden is the only coach available for comment.

PLAYER INTERVIEWS: Players are available after games and during practice weeks, and all one-on-one requests should be made through the media relations office. With respect to all players, the Raiders make players available to accredited media early in the week, and open the locker room to media following practice on Wednesdays, Thursdays and Fridays.

PRACTICE ACCESS & PHOTOGRAPHY/VIDEOGRAPHY GUIDELINES: Accredited members of the media that regularly cover the NFL are welcome to attend the first 30 minutes, or until the "team" portion, of regular-season practices. Photography and videography is allowed, in general, during this window. The team reserves the right to limit photography to certain periods due to competitive advantage reasons. During any practice open to the media, visiting media should stand at a safe distance and hold all belongings, including bags and video cameras. Tripods are not allowed on the field during practice, for safety reasons.

MEDIA INFORMATION

MEDIA WEBSITE: The Raiders media website is updated daily with press releases, transcripts, notes, statistics and policies to assist media in covering the Raiders. Media can access the website at <https://www.raiders.com/media>.

PRACTICE REPORTING POLICY: Blogging and tweeting from offseason, training camp and regular-season practices are permitted for practices that are open to the public. For all practices that are closed to the public, blogging and tweeting are permitted only within the designated viewing window. Consistent with Super Bowl reporting protocol for practices, the following are general reporting policies for all media, including blogging and tweeting:

- Media may note which players are practicing as well as those who are not.
- Media may report non-strategy and non-game plan observations (e.g. "Wide receiver made a nice catch on the sideline.")
- Not permitted is any reference to plays run or game strategy. This includes describing formations, personnel groupings (i.e. composition of offensive line) or non-conventional (i.e. "trick") plays.
- Not permitted is the reporting of which players are practicing with individual units (goal line offense, nickel/dime defense, etc.)
- Not permitted is the reporting of practice injuries until the team has provided an official update.
- Access to the head coach following practice will be provided for comments and injury updates.
- Not permitted is quoting, paraphrasing or reporting comments made by coaches, players or team personnel during a practice session.
- Not permitted are any photo/video transmissions after the designated shooting period has closed.
- Not permitted are wide-view photos/videos of formations and/or personnel groupings (shots must be tightly focused on the player/ball.)
- Not permitted is any audio of quarterback cadence, keywords, audibles, etc.
- All cell phones must be turned to "silent" or "vibrate" mode for practice and all post-practice press conferences.

MEDIA GUIDE: The 2018 Oakland Raiders media guide includes information current as of July 1, 2018. All writing, research and editing by Will Kiss, Evert Geerlings, Katie Agostin, Billy Jones, Erin Exum, Mike Taylor and Jerry Knaak. Prepress formatting, desktop layout and design by Erin Exum and Cami Bennett. Photography by Tony Gonzales, Allan Yuan, Jerry Soifer, the Associated Press and sports information departments of schools that have produced Raiders players. Additional photos from the Raiders archive. Printing by Almaden Press, Santa Clara, Calif. The 2018 Oakland Raiders media guide is available online at Raiders.com.



WILL KISS
Senior Director - Media Relations
510-780-3020
wkiss@raiders.com
Hometown: San Francisco, Calif.
College: University of San Francisco



ERIN EXUM
Media Relations Manager
510-780-3219
exum@raiders.com
Hometown: Orlando, Fla.
College: University of Tennessee



KATIE AGOSTIN
Media Relations Coordinator
510-780-3038
kagostin@raiders.com
Hometown: Port St. Lucie, Fla.
College: University of Florida



EVERT GEERLINGS
Media Relations Coordinator
510-780-3014
egeerlings@raiders.com
Hometown: Grand Rapids, Mich.
College: Grand Valley State University



MIKE TAYLOR
Public Affairs Director
510-780-3026
mtaylor@raiders.com
Hometown: Los Angeles, Calif.
College: University of Arizona

OAKLAND RAIDERS

2018 SCHEDULE

PRESEASON

Fri., Aug. 10	Detroit Lions	7:30 p.m.
Sat., Aug. 18	at Los Angeles Rams	1:00 p.m.
Fri., Aug. 24	Green Bay Packers	7:30 p.m.
Thu., Aug. 30	at Seattle Seahawks	7:00 p.m.

REGULAR SEASON

Mon., Sept. 10	Los Angeles Rams	7:20 p.m.
Sun., Sept. 16	at Denver Broncos	1:25 p.m.
Sun., Sept. 23	at Miami Dolphins	10:00 a.m.
Sun., Sept. 30	Cleveland Browns	1:05 p.m.
Sun., Oct. 7	at Los Angeles Chargers	1:05 p.m.*
Sun., Oct. 14	Seattle Seahawks [#]	10:00 a.m.

BYE WEEK

Sun., Oct. 28	Indianapolis Colts	1:05 p.m.*
Thu., Nov. 1	at San Francisco 49ers	5:20 p.m.*
Sun., Nov. 11	Los Angeles Chargers	1:05 p.m.*
Sun., Nov. 18	at Arizona Cardinals	1:05 p.m.*
Sun., Nov. 25	at Baltimore Ravens	10:00 a.m.*
Sun., Dec. 2	Kansas City Chiefs	1:05 p.m.*
Sun., Dec. 9	Pittsburgh Steelers	5:20 p.m.*
Sun., Dec. 16	at Cincinnati Bengals	10:00 a.m.*
Mon., Dec. 24	Denver Broncos	5:15 p.m.*
Sun., Dec. 30	at Kansas City Chiefs	10:00 a.m.*

**Game played in London*

POSTSEASON

Jan. 5-6, 2019	AFC and NFC Wild Card Playoffs
Jan. 12-13, 2019	AFC and NFC Divisional Playoffs
Jan. 20, 2019	AFC and NFC Championships
Jan. 27, 2019	Pro Bowl; Orlando, Fla.
Feb. 3, 2019	Super Bowl LIII; Atlanta, Ga.

*All times are Pacific; *Time subject to change due to NFL flexible scheduling*