



HOUSTON TEXANS



V
S



HOUSTON TEXANS vs. INDIANAPOLIS COLTS

THURSDAY, NOVEMBER 21, 2019 | NRG STADIUM

WEEK 12

**WEEK 12****#INDvsHOU****Houston Texans (6-4) vs. Indianapolis Colts (6-4)**

Thursday, November 21, 2019 • 7:20 p.m. CT

NRG Stadium (71,795) • Houston, Texas



FOX / NFL Network

Play-By-Play:

Joe Buck

Color Analyst:

Troy Aikman

Sideline Reporters:

Erin Andrews &

Kristina Pink



Westwood One

Play-By-Play:

Tom McCarthy

Color Analyst:

Tony Boselli

Studio Host:

Scott Graham



SportsRadio610

Play-By-Play:

Marc Vandermeer:

Color Analyst:

Andre Ware

Sideline Reporter:

John Harris



Mega 101 FM

Play-By-Play:

Enrique Vasquez

Color Analyst:

Gustavo Rangel



Amazon Prime Video

English**Play-By-Play:**

Hannah Storm

Color Analyst:

Andrea Kremer

British English**Play-By-Play:**

Derek Rae

Color Analyst:

Tommy Smyth

TABLE OF CONTENTS

Game Information / 2019 Schedule	2
Media Information	3
Week 12 & Media Availability Schedule	4
What To Look For This Week	5
2019 Texans Offensive Statistics	6
2019 Texans Defensive Statistics	7
Team Notes	8-15
DeAndre Hopkins Notes	16-19
Deshawn Watson	20-24
Will Fuller V Notes	25-26
Whitney Mercilus Notes	27
Receiving Notes	28
Linebacker Notes	29
Secondary Notes	30
Special Teams Notes	31
From The Head Coach (Nov. 18)	32-33
Texans-Colts Matchup Information	34-35
The Head Coaches	36
The Last Time They Met	37-39
Texans-Colts Connections	40-41
Player Quick Notes	42-46
Texans TV & Radio Information	47-48
2019 NFL Standings	49
2019 Texans Transactions	50-51
How The 2019 Texans Were Built	52
Texans Roster By Position	53
2019 Texans Participation & Starters	54-55
2019 Texans Inactives & Captains	56
Texans Unofficial Depth Chart	57
Texans Alpha & Numeric Roster	58-59
Misc. Stats	60-82
Game Summaries	83-140
Player Bios	141-297
Records	298-350

2019 TEXANS SCHEDULE**PRESEASON (1-3)**

Day	Date	Opponent	TV/Result	Time/Score
Thursday	Aug. 8	at Green Bay Packers	L	28-26
Saturday	Aug. 17	DETROIT LIONS	W	30-23
Saturday	Aug. 24	at Dallas Cowboys	L	34-0
Thursday	Aug. 29	LOS ANGELES RAMS	L	22-10

REGULAR SEASON (6-4)

Day	Date	Opponent	TV/Result	Time/Score
Monday	Sept. 9	at New Orleans Saints	L	30-28
Sunday	Sept. 15	JACKSONVILLE JAGUARS	W	13-12
Sunday	Sept. 22	at Los Angeles Chargers	W	27-20
Sunday	Sept. 29	CAROLINA PANTHERS	L	16-10
Sunday	Oct. 6	ATLANTA FALCONS	W	53-32
Sunday	Oct. 13	at Kansas City Chiefs	W	31-24
Sunday	Oct. 20	at Indianapolis Colts	L	30-23
Sunday	Oct. 27	OAKLAND RAIDERS	W	27-24
Sunday	Nov. 3	at Jacksonville Jaguars	W	26-3
BYE WEEK				
Sunday	Nov. 17	at Baltimore Ravens	L	41-7
Thursday	Nov. 21	INDIANAPOLIS COLTS	FOX#	7:20 p.m.
Sunday	Dec. 1	NEW ENGLAND PATRIOTS	NBC#	7:20 p.m.
Sunday	Dec. 8	DENVER BRONCOS	CBS	Noon
Sunday	Dec. 15	at Tennessee Titans	CBS	Noon
Saturday	Dec. 21	at Tampa Bay Buccaneers	NFLN#	Noon
Sunday	Dec. 29	TENNESSEE TITANS	CBS	Noon

Italics indicates games subject to flex scheduling.

All kickoff times are Central; # - Televised Nationally; Home Games in **BOLD**
 All games are broadcast live on Texans Radio on SportsRadio610, 100.3 The Bull
 and in Spanish on Mega 101 FM.

Houston's Week 12 game will be simulcast on NFL Network and Amazon.

MEDIA INFORMATION



Amy Palcic
Vice President of
Communications



Allie LeClair
Senior Corporate
Communications Manager



Omar Majzoub
Senior Communications
Manager



Nathan Edwards
Communications
Manager



Joseph Hooven
Communications Intern



Brianna Lewis
Corporate Communications
Intern

CONTACTING THE TEXANS COMMUNICATIONS STAFF

Staff Member	Email	Office Phone
Amy Palcic	amy.palcic@houstontexans.com	832-667-2220
Allie LeClair	allie.leclair@houstontexans.com	832-667-2050
Omar Majzoub	omar.majzoub@houstontexans.com	832-667-2241
Nathan Edwards	nathan.edwards@houstontexans.com	832-667-2282
Joseph Hooven	joseph.hooven@houstontexans.com	832-667-2037
Brianna Lewis	brianna.lewis@houstontexans.com	832-667-2035

Texans PR on Twitter: [@TexansPR](https://twitter.com/TexansPR)

Texans Media Site, Media Guide & Game Releases: www.NFLOMG.com

Media Credentials & Parking Information: [Credential Request Form](#)

INTERVIEW REQUESTS

All interview requests for Houston Texans executives, coaches and players should go through the Texans communications department. Please give at least 48 hours for your request.

Requests for the **McNair Family**, **Jamey Rootes**, **Bill O'Brien**, WR **DeAndre Hopkins**, QB **Deshaun Watson** and DE **J.J. Watt** should be sent to the attention of **Amy Palcic** at amy.palcic@houstontexans.com.

For other Texans players and assistant coaches, please send your request to **Omar Majzoub** at omar.majzoub@houstontexans.com and **Nathan Edwards** at nathan.edwards@houstontexans.com.

O'Brien's Monday news conference is held in the media workroom. He also speaks with the media on Wednesday through Friday in the media workroom (times will be emailed out at the beginning of each week).

TEXANS PRESS RELEASES

The Texans' weekly press releases, as well as other news and information, can be accessed at www.NFLOMG.com. Members of the media can also access league information from the NFL's media site at www.nflcommunications.com or www.NFL.com.

HOUSTON TEXANS FOOTAGE

The Texans regularly distribute press conference footage and b-roll packages via Dropbox. If you would like to be added to the distribution list to receive emails when new content is uploaded, please contact **Nathan Edwards** at nathan.edwards@houstontexans.com.

TEXANS PR ON TWITTER

For up-to-the-second news, press releases, transcripts, game information, bios, notes and a variety of other information on the Houston Texans, follow the Texans PR Department on Twitter: [@TexansPR](https://twitter.com/TexansPR).

TEXANS TRANSCRIPTS

The Texans communications staff sends out transcripts of press conferences, open locker room interviews and postgame interviews throughout the season. To be added to the Texans email list, please contact **Nathan Edwards** at nathan.edwards@houstontexans.com. All transcripts will also be posted on the Houston Texans NFL OMG website at www.NFLOMG.com.

NFL WEEK 12 & MEDIA AVAILABILITY SCHEDULE



HOUSTON MEDIA AVAILABILITY SCHEDULE

MONDAY, NOVEMBER 18

10 a.m. Head Coach **Bill O'Brien** available in the media workroom
12:30 – 1:15 p.m. Open Locker Room

TUESDAY, NOVEMBER 19

2:30 p.m. Head Coach **Bill O'Brien** available in the media workroom
3:20 p.m. Shooting portion of practice
4:15 p.m. Offensive Coordinator **Tim Kelly** and Asst. Head Coach / Defensive Coordinator **Romeo Crennel** available in media workroom
5:15 – 6 p.m. Open Locker Room

WEDNESDAY, NOVEMBER 20

Walkthrough No Availability

THURSDAY, NOVEMBER 21

7:20 p.m. Kickoff vs. Indianapolis Colts (NRG Stadium)

CREDENTIAL AND PARKING INFORMATION

To apply for credentials and parking, fill out the [Credential Request Form](#) or visit the "Credentials" tab on the [Texans media website](#).

Applications are being accepted for season and individual game credentials. Season-long credentials are issued in August; game-by-game credentials must be requested before 5 p.m. on the Tuesday prior to each home game. Reach out to **Allie LeClair** at allie.leclair@houstontexans.com if you have any questions.

If you are a regular member of the Houston media who would like to cover the Texans on the road, submit your request for game credentials and parking passes to **Amy Palcic** at amy.palcic@houstontexans.com. All requests must be submitted no later than one game prior to a road contest.

NFL WEEK 12 SCHEDULE

THURSDAY, NOVEMBER 21

7:20 p.m. Indianapolis Colts at Houston Texans

SUNDAY, NOVEMBER 24

12 p.m. Tampa Bay Buccaneers at Atlanta Falcons
12 p.m. Denver Broncos at Buffalo Bills
12 p.m. New York Giants at Chicago Bears
12 p.m. Pittsburgh Steelers at Cincinnati Bengals
12 p.m. Miami Dolphins at Cleveland Browns
12 p.m. Carolina Panthers at New Orleans Saints
12 p.m. Seattle Seahawks at Philadelphia Eagles
12 p.m. Oakland Raiders at New York Jets
12 p.m. Detroit Lions at Washington Redskins
3:05 p.m. Jacksonville Jaguars at Tennessee Titans
3:25 p.m. Dallas Cowboys at New England Patriots
7:20 p.m. Green Bay Packers at San Francisco 49ers

MONDAY, NOVEMBER 25

7:15 p.m. Baltimore Ravens at Los Angeles Rams

BYE WEEK:

Kansas City Chiefs, Minnesota Vikings
Arizona Cardinals, Los Angeles Chargers

NRG STADIUM WIFI

The media workroom is located on the service level of NRG Stadium across from the Texans locker room. The room is available to working media throughout the week. Texans information, NFL news releases and other information are available. Wi-Fi is available in the media workroom.

SSID: Media2019

Network Key: NRG2019press

HOUSTON TEXANS ON NFL OMG

The Texans media website is www.NFLOMG.com. Please follow the link and click on the Texans logo to access the team's page.

For customized access to the NFL OMG site, please utilize your email address as your username and "TexansMedia" as your password. For generic access, please utilize the username "HoustonTexans" and password "TexansMedia".

If you have any issues accessing the site, please contact **Omar Majzoub** at omar.majzoub@houstontexans.com or (832) 667-2241 and **Nathan Edwards** at nathan.edwards@houstontexans.com or (832) 667-2282.

The Texans' NFL OMG interactive site will contain the complete 2019 Media Guide, all weekly game releases, Texans player bios and rosters, Texans staff information and bios, weekly flip cards, a game tracker, all Texans team and individual records and statistics, Texans historical information, daily press releases and transcripts and much more.

The game releases and media guide are updated weekly during the season and available in a PDF format for printing purposes. Team notes, player bios, team and individual records, miscellaneous stats and game summaries are updated following each game and posted on the NFL OMG site. On gamedays, the site will host live statistics, updated player notes, postgame quotes and more. The site is an easy-to-use, one-stop shop for all media needs and information regarding the Texans.

NFLOMG.COM

Username: (your email address)

Password: TexansMedia

WHAT TO LOOK FOR THIS WEEK

TE DARREN FELLS

- Needs 49 receiving yards to set a new single-season career high (311 in 2015). Fells has already set career highs in receptions and receiving touchdowns this season
- Needs one receiving touchdown to pass **Owen Daniels** (six in 2012) and **Joel Dreessen** (six in 2011) for the most touchdown receptions by a tight end in a single season in Texans history



WR DEANDRE HOPKINS

- Needs five receptions to extend his streak to 14 consecutive games with at least five receptions, which is the longest streak in team history and second-longest active NFL streak (**Michael Thomas**)
- Needs seven receptions to become the first player in Texans history to record seven-or-more receptions in seven-consecutive games. Hopkins would join **Adam Thielen** (seven in 2018) and **Michael Thomas** (seven in 2019) as the only NFL players to record at least seven receptions in seven-straight games since 2016
- Needs one receiving touchdown to tie **Jimmy Graham** (30) for the second-most receiving touchdowns at home since entering the NFL in 2013, trailing only **Antonio Brown** (44)
- Needs two receiving touchdowns to tie **Andre Johnson** (10, 2003-14) for the most career games with multiple touchdown receptions in Texans history
- Needs one reception to extend his streak to 106 consecutive games to start his career, which is the seventh-longest streak to start a career in the Super Bowl era and the fifth-longest active streak



CB JOHNATHAN JOSEPH

- Needs two passes defended to pass **Ronde Barber** (49) for most career games with multiple PDs in NFL history
- Needs one interception to pass **Kareem Jackson** (16) for the most in team history and pass **Mike Adams**, **Dominique Rodgers-Cromartie** and **Earl Thomas III** (30) for fourth among active players
- Can tie **Kris Brown** (128) for the fifth-most games played in franchise history




ILB BENARDRICK MCKINNEY

- Needs 15 tackles to surpass **Johnathan Joseph** (469) for the fifth-most career total tackles in team history
- Needs one forced fumble to set a new single-season career high with two forced fumbles
- Needs 2.0 sacks to tie **Jason Babin** (13.0) for the 10th-most sacks in franchise history

OLB WHITNEY MERCILUS

- Needs one quarterback hit to pass **Antonio Smith** (98) for the second-most in franchise history
- Needs 2.0 sacks to tie **Mario Williams** (12) for second-most career games with multiple sacks and two tackles for loss to pass **Jadeveon Clowney** (17) for second-most career games with multiple TFLs in team history
- Can pass **Kevin Walter** (109) for the 10th-most games played in franchise history



WR KENNY STILLS

- Needs 100 receiving yards to record multiple games with at least 100 receiving yards in the same season for the third time in his NFL career (2014, 2018). It would mark his ninth overall game with 100 receiving yards
- Can record his seventh career game with 100-or-more receiving yards on five-or-less receptions, which would tie for the second-most in the NFL since 2013 with **T.Y. Hilton**, trailing only **DeSean Jackson** (13)

QB DESHAUN WATSON

- Needs two passing touchdowns to join **Steve Young** (1994) as the only players to record over 20 passing touchdowns, five rushing touchdowns and a passer rating above 100 through the first 11 games of a season in NFL history
- Needs two passing touchdowns to pass **Matthew Stafford** (64) for the fourth-most passing touchdowns by a player in their first 34 career games in NFL history and 274 passing yards to pass **Andrew Luck** (8,738) for the fifth-most passing yards by a player in their first 34 games
- Needs one rushing touchdown to set a single-season Texans record for a quarterback (six) and join **Cam Newton** (2015) and **Lamar Jackson** (2019) as the only players in NFL history to record over 18 passing touchdowns & six rushing touchdowns through the first 11 games of a season



A WIN AGAINST THE COLTS WOULD...

- Improve the Texans' record to 22-12 overall and 12-5 at home against the AFC South under **Bill O'Brien**
- Give Houston their seventh win in the last nine matchups against AFC South teams, dating back to 2018
- Improve the Texans' record against the AFC South to 3-1 overall and 2-0 at home this season
- Improve the Texans record to 5-7 overall and 2-4 at home against the Colts under **Bill O'Brien** (2014-19)
- Improve the Texans record to 9-27 overall and 6-12 at home against the Colts in franchise history
- Give Houston a 7-4 record, trailing 2011, 2012 and 2018 for fourth-best start through Week 12 in team history

2019 TEXANS OFFENSIVE STATISTICS

HOUSTON TEXANS / REGULAR SEASON WEEK 11 / THROUGH SUNDAY, NOVEMBER 17, 2019

WON 6, LOST 4				BILL O'BRIEN (10 GAMES)	
09/09	L	28-30	at New Orleans	73,039	
09/15	W	13-12	Jacksonville	71,651	
09/22	W	27-20	at L.A. Chargers	25,349	
09/29	L	10-16	Carolina	71,699	
10/06	W	53-32	Atlanta	71,787	
10/13	W	31-24	at Kansas City	73,323	
10/20	L	23-30	at Indianapolis	59,977	
10/27	W	27-24	Oakland	71,893	
11/03	W	26-3	at Jacksonville	84,771	
11/17	L	7-41	at Baltimore	70,731	

2019 TEAM STATISTICS

	HOU	OPP.
FIRST DOWNS	230	208
Rushing	73	50
Passing	134	140
Penalty	23	18
Third Down-Made/Att	54/121	57/125
Third Down Efficiency	44.6%	45.6%
Fourth Down-Made/Att	8/14	5/10
TOTAL NET YARDS	3,802	3,744
Avg. Per Game	380.2	374.4
Total Plays	644	622
Avg. Per Play	5.9	6.0
NET YARDS RUSHING	1,407	1,020
Avg. Per Game	140.7	102.0
Total Rushes	279	219
Avg. Per Rush	5.0	4.7
NET YARDS PASSING	2,395	2,724
Avg. Per Game	239.5	272.4
Sacked/Yards Lost	32/206	22/167
Gross Yards	2,601	2,891
Attempts/Completions	333/230	381/252
Pct. of Completion	69.1%	66.1%
Had Intercepted	7	5
PUNTS/AVERAGE	33/45.3	36/47.7
Net Punting Average	42.8	43.7
PUNT RETURN/AVG.	14/8.9	16/2.7
KICKOFF RETURN/AVG.	11/20.7	24/18.7
INTERCEPTION RETURN/AVG.	5/23.8	7/6.1
PENALTIES/YARDS	76/645	76/608
FUMBLES/BALL LOST	14/6	15/9
TOUCHDOWNS	30	26
Rushing	11	4
Passing	18	22
Returns	1	0
EXTRA POINTS/ATTEMPTS	24/29	25/26
TWO POINT CONVERSION/ATT.	1/1	1/2
FIELD GOALS/ATTEMPTS	13/18	16/19
AVG. TIME OF POSSESSION	30:45	29:16

SCORE BY PERIODS	Q1	Q2	Q3	Q4	OT	PTS
Texans	23	74	65	83	0	245
OPPONENTS	48	64	55	65	0	232

SCORING	TD	RU	PA	RT	K-PAT	FG	2PT	S	PTS
K. Fairbairn	0	0	0	0	24/29	13/18	0	0	63
D. Fells	6	0	6	0	0/0	0/0	0	0	36
D. Watson	5	5	0	0	0/0	0/0	0	0	30
D. Hopkins	4	0	4	0	0/0	0/0	1	0	26
C. Hyde	4	4	0	0	0/0	0/0	0	0	24
W. Fuller V	3	0	3	0	0/0	0/0	0	0	18
D. Johnson	3	1	2	0	0/0	0/0	0	0	18
J. Akins	2	0	2	0	0/0	0/0	0	0	12
K. Coutee	1	1	0	0	0/0	0/0	0	0	6
T. Gipson Sr.	1	0	0	1	0/0	0/0	0	0	6
K. Stills	1	0	1	0	0/0	0/0	0	0	6
TEXANS	30	11	18	1	24/29	13/18	1	0	245
OPPONENTS	26	4	22	0	24/24	16/19	1	1	232

SACKS: W. Mercilus 5.5, B. Scarlett 4.5, J. Watt 4.0, D. Reader 2.5, C. Omenihu 2.0, B. Boddy-Calhoun 1.0, Z. Cunningham 1.0, C. Watkins 1.0, B. McKinney 0.5, **TM** 22.0, **OPP** 31.0
FUM/LOST: D. Watson 7/3, C. Hyde 4/2, D. Carter 1/1, W. Fuller V 1/0, N. Martin 1/0, **TM** 14/6, **OPP** 15/9

PASSING	ATT	CMP	YDS	CMP%	YDS/ATT	TD	TD%	INT	INT%	LONG	SACK/	LOST	RATING
D. Watson	331	230	2,601	69.5	7.9	18	5.4	6	1.8	54	31/	196	103.3
A. McCarron	1	0	0	0.0	0.0	0	0.0	0	0.0	0	1/	10	39.6
D. Hopkins	1	0	0	0.0	0.0	0	0.0	1	100.0	0	0/	0	---
TEXANS	333	230	2,601	69.1	7.8	18	5.4	7	2.1	54	32/	206	101.4
OPPONENTS	381	252	2,891	66.1	7.6	22	5.8	5	1.3	65t	22/	167	102.6

RUSHING	NO.	YDS	AVG	LONG	TD
C. Hyde	158	769	4.9	58	4
D. Johnson	60	327	5.5	40	1
D. Watson	55	291	5.3	30	5
K. Coutee	2	14	7.0	10	1
D. Hopkins	1	6	6.0	6	0
B. Howell	2	5	2.5	4	0
B. Anger	1	-5	-5.0	-5	0
TEXANS	279	1,407	5.0	58	11
OPPONENTS	219	1,020	4.7	63t	4

RECEIVING	TAR	NO.	YDS	AVG	LONG	TD
D. Hopkins	104	75	745	9.9	38	4
W. Fuller V	49	34	450	13.2	54	3
K. Stills	35	26	394	15.2	45	1
D. Fells	34	25	263	10.5	23	6
J. Akins	30	21	263	12.5	53t	2
D. Johnson	34	24	232	9.7	21	2
K. Coutee	25	16	179	11.2	51	0
D. Carter	5	3	53	17.7	46	0
C. Hyde	11	6	22	3.7	14	0
TEXANS	327	230	2,601	11.3	54	18
OPPONENTS	357	252	2,891	11.5	65t	22

INTERCEPTIONS	NO.	YDS	AVG	LONG	TD
T. Gipson Sr.	2	79	39.5	79t	1
J. Reid	1	37	37.0	37	0
W. Mercilus	1	2	2.0	2	0
J. Addae	1	1	1.0	1	0
TEXANS	5	119	23.8	79t	1
OPPONENTS	7	43	6.1	37	0

FUMBLES	FUM	LST	FF	REC	TD
D. Watson	7	3	0	4	0
C. Hyde	4	2	0	1	0
D. Carter	1	1	0	0	0
W. Fuller V	1	0	0	0	0
N. Martin	1	0	0	0	0
TEXANS	14	6	0	5	0
OPPONENTS	15	9	0	1	0

PUNTING	NO.	YDS	AVG	NET	TB	IN	LG	B
B. Anger	22	1,016	46.2	43.7	2	10	71	0
T. Daniel	11	479	43.5	40.9	0	2	54	0
TEXANS	33	1,495	45.3	42.8	2	12	71	0
OPPONENTS	36	1,716	47.7	43.7	1	20	68	0

PUNT RETURNS	RET	FC	YDS	AVG	LONG	TD
D. Carter	14	11	124	8.9	23	0
TEXANS	14	11	124	8.9	23	0
OPPONENTS	16	8	43	2.7	15	0

KICKOFF RETURNS	NO.	YDS	AVG	LONG	TD
D. Carter	11	228	20.7	28	0
TEXANS	11	228	20.7	28	0
OPPONENTS	24	449	18.7	31	0

FIELD GOALS	1-19	20-29	30-39	40-49	50+
K. Fairbairn	0/0	3/3	4/4	4/6	2/5
TEXANS	0/0	3/3	4/4	4/6	2/5
OPPONENTS	0/0	1/1	6/6	7/8	2/4

K. Fairbairn: (-) (39G, 22G) (56WR) (52WR, 37G) (50G, 26G) (44G, 46WL) (47G, 31G, 26G) (33G, 40G) (52G, 58SH, 42G) (43WR)
OPP: (32G, 56WL, 47G, 58G) (40G, 32G) (30G) (34G, 43G) (48G, 55G, 26G) (35G) (41G, 50WR) (44G) (43RU, 34G, 46G)

2-Pt Conv: D. Hopkins 1 **TM** 1-1 **OPP** 1-2

2019 TEXANS DEFENSIVE STATISTICS

2019 REGULAR SEASON HOUSTON TEXANS DEFENSIVE STATS
(THROUGH WEEK 11)

PLAYER	SOLO	ASST.	TOTAL	TFL	SACKS/YDS.	QBH	FR	FF	INT./YDS.	PD
Cunningham, Zach	52	23	75	5	1.0	1	2	0	0	1
McKinney, Benardrick	38	30	68	4	0.5	3	2	1	0	2
Reid, Justin	39	15	54	1	0.0	0	0	0	1	2
Joseph, Johnathan	32	6	38	0	0.0	0	0	0	0	8
Mercilus, Whitney	24	10	34	7	5.5	9	1	4	1	1
Reader, D.J.	19	13	32	5	2.5	4	0	0	0	0
Johnson Jr., Lonnie	25	5	30	0	0.0	0	0	0	0	5
Gipson Sr., Tashaun	20	9	29	1	0.0	2	0	0	2	4
Scarlett, Brennan	19	8	27	2	4.5	6	0	2	0	0
Addae, Jahleel	22	2	24	0	0.0	0	0	0	1	2
Roby, Bradley	22	2	24	1	0.0	0	0	1	0	4
Watt, J.J.	15	9	24	4	4.0	20	2	1	0	3
Conley, Gareon	9	3	12	0	0.0	0	0	0	0	6
Blackson, Angelo	8	4	12	2	0.0	1	0	0	0	0
Gaines, Phillip	10	1	11	1	0.0	0	0	0	0	2
Dunn, Brandon	5	5	10	0	0.0	1	0	0	0	0
Watkins, Carlos	4	5	9	1	1.0	1	1	0	0	1
Cole, Dylan	6	2	8	0	0.0	0	1	0	0	1
Crossen, Keion	5	2	7	0	0.0	1	0	0	0	1
Omenihu, Charles	4	3	7	0	2.0	2	0	2	0	1
Martin, Jacob	3	3	6	0	0.0	2	0	1	0	0
Colvin, Aaron	4	1	5	0	0.0	0	0	0	0	0
Armstrong, Cornell	3	1	4	0	0.0	0	0	0	0	0
Kalambayi, Peter	3	0	3	0	0.0	0	0	0	0	0
Boddy-Calhoun, Brieon	2	0	2	1	1.0	0	0	1	0	0
Adams, Mike	1	0	1	0	0.0	0	0	0	0	0
Moore Jr., A.J.	1	0	1	1	0.0	0	0	0	0	0
TEXANS TOTALS	395	162	557	36	22.0/169	53	9	13	5/119	44
OPP. TOTALS	434	166	600	46	31.0/201	65	5	8	7/43	34

Tkl=Tackle, Asst=Assist, Total=Combined, TFL=Tackle for a Loss, QBH=Quarterback Hits, Int=Interception, PD=Pass Defense, FF=Forced Fumble, FR=Fumble Recovery

2019 TEXANS SPECIAL TEAMS			
PLAYER	TKL.	AST.	COMB
Cole, Dylan	7	1	8
Moore Jr., A.J.	5	1	6
Jones, Taiwan	3	2	5
Gillaspia, Cullen	2	3	5
Cunningham, Zach	3	1	4
Kalambayi, Peter	2	2	4
Howell, Buddy	1	2	3
Addae, Jahleel	2	0	2
Crossen, Keion	2	0	2
Gaines, Phillip	2	0	2
Crawford, Xavier	1	1	2
Scarlett, Brennan	1	1	2
Weeks, Jon	0	2	2
Mingo, Barkevious	1	0	1
TOTALS	32	16	48

DEFENSIVE STATS BY RANK									
SACKS		INTERCEPTIONS		TACKLES FOR LOSS		PASSES DEFENSED		QUARTERBACK HITS	
PLAYER	NO.	PLAYER	NO.	PLAYER	NO.	PLAYER	NO.	PLAYER	NO.
W. Mercilus	5.5	T. Gipson Sr.	2	W. Mercilus	7	J. Joseph	8	J. Watt	20
B. Scarlett	4.5	J. Addae	1	Z. Cunningham	5	G. Conley	6	W. Mercilus	9
J. Watt	4.0	W. Mercilus	1	D. Reader	5	L. Johnson Jr.	5	B. Scarlett	6
D. Reader	2.5	J. Reid	1	B. McKinney	4	T. Gipson Sr.	4	D. Reader	4
C. Omenihu	2.0			J. Watt	4	B. Roby	4	B. McKinney	3
B. Boddy-Calhoun	1.0			A. Blackson	2	J. Watt	3	T. Gipson Sr.	2
Z. Cunningham	1.0			B. Scarlett	2	J. Addae	2	J. Martin	2
C. Watkins	1.0			B. Boddy-Calhoun	1	P. Gaines	2	C. Omenihu	2
B. McKinney	0.5			P. Gaines	1	B. McKinney	2	A. Blackson	1
				T. Gipson Sr.	1	J. Reid	2	K. Crossen	1
				A. Moore Jr.	1	D. Cole	1	Z. Cunningham	1
				J. Reid	1	K. Crossen	1	B. Dunn	1
				B. Roby	1	Z. Cunningham	1	C. Watkins	1
				C. Watkins	1	W. Mercilus	1		
						C. Omenihu	1		
						C. Watkins	1		

TEAM NOTES

GOING OFF ON OFFENSE

Since Week 5, the Texans offense ranks second in the NFL in total net yards per game (414.2), trailing the Dallas Cowboys (457.5) and rushing yards per game (154.3), trailing the Baltimore Ravens (202.5). Below is where Houston's offense ranks in other categories since Week 5.

TEXANS OFFENSIVE RANKINGS SINCE WEEK 5

Category	Stat	NFL RK
Total Points Per Game	27.8	6th
Total Net Yards Per Game	414.2	2nd
Rush Yards Per Game	154.3	2nd
Rushing Average	5.01	4th
Rushing Touchdowns	7	t-7th
Net Pass Yards Per Game	259.8	11th
Pass Yards Per Attempt	8.07	7th
Passing Touchdowns	12	t-6th
3rd Down Percentage	43.1	t-8th
Avg. Time of Possession	31:40	8th

CHASING HISTORY

The Texans are having one of the best offensive seasons in franchise history and chasing a number of team records, including total points per game, total net yards per game, passing touchdowns and third down percentage. Houston has tallied the third-most total net yards (3,802) and the fourth-most touchdowns (30) through Week 11 in team history. They've also gained over 350 net yards in seven of their 10 games, including four games with over 400 yards.

CATEGORY	2019 TEXANS	RECORD	SEASON
Total Points Per Game	24.5	26.0	2012
Total Net Yards Per Game	380.2	386.6	2010
Rush Yards Per Game	140.7	153.0	2011
Rushing Average*	5.04	4.83	2010
Rushing Touchdowns	11	20	2010
Net Pass Yards Per Game	239.5	290.9	2009
Pass Yards Per Attempt	7.81	8.23	2018
Passing Touchdowns*	18	29	'09, '15
Yards Per Play	5.90	6.01	2010
3rd Down Percentage*	44.6	44.6	2007
Redzone TD Percentage*	65.7	62.3	2010
Time of Possession	30:44	32:53	2012

*indicates 2019 team is on pace to set franchise record.

FORCING THE BALL OUT

Houston ranks tied for second in the NFL with 13 forced fumbles this season, which also marks the most forced fumbles through Week 11 in franchise history. Houston has recovered nine of those fumbles, including three against the Panthers in Week 4.

OLB **Whitney Mercilus** leads the team and is tied for second in the NFL with four forced fumbles followed by rookie DE **Charles Omenihu** (two), OLB **Brennan Scarlett** (two), ILB **Benardrick McKinney** (one), CB **Bradley Roby** (one), OLB **Jacob Martin** (one), DE **J.J. Watt** (one) and CB **Brian Boddy-Calhoun** (one).

The Texans forced a fumble in nine consecutive games from Week 15 of 2018 to Week 6 of 2019, which tied for the longest streak in team history (Weeks 7-16 of the 2012 season).

MOST FORCED FUMBLES IN THE NFL IN 2019

Rk	Team	FFs
1	San Francisco 49ers	15
2t	Houston Texans	13
2t	Arizona Cardinals	13

REDZONE TARGETS

The Texans are tied for the NFL lead in touchdown receptions by tight ends with eight in 2019 (Baltimore). TE **Darren Fells** is tied for first among tight ends with six while TE **Jordan Akins** is tied for 20th with two. Houston is also tied for the most touchdown receptions (eight) by their tight end group through Week 11 in team history.

Fells (Week 5 vs. Atlanta, Week 8 vs. Oakland) and Akins (Week 3 at the L.A. Chargers) are the first duo of Texans tight ends to record a multi-touchdown game in the same season in franchise history. They are also the first to accomplish the feat for any team since the Buccaneers last season (**O.J. Howard** and **Cameron Brate**).

Fells and Akins are the fourth and fifth tight ends in team history to record two touchdowns in a game, joining **Owen Daniels** (2006, 2008, 2009, 2013), **Garrett Graham** (2012) and **Jordan Thomas** (2018). Fells is the first tight end in team history to accomplish the feat twice in one season (Week 5 vs. Atlanta, Week 8 vs. Oakland).

Additionally, the Texans are the only team in the league with three different tight ends (Fells, Akins, Thomas) who have registered a two-touchdown game in the last three seasons (2017-19).

MOST RECEIVING TOUCHDOWNS BY A TIGHT END IN 2019

	1t. Darren Fells, HOU	6
	1t. Austin Hooper, ATL	6
	1t. Mark Andrews, BAL	6

KEEPING DRIVES ALIVE

The Texans have converted 20-of-26 attempts on 3rd-and-1 and 4th-and-1 in 2019, including 11 rushing conversions and a league-high nine passing. Houston's 20 total one-yard conversions are tied for the most in the NFL in 2019 (Indianapolis).

Overall, the Texans rank tied for fifth in the NFL in short-yardage efficiency (76.9 percent) and seventh in third-down efficiency (44.6 percent) this season.

MOST 3RD AND 4TH-AND-1 CONVERSIONS IN 2019




Rk	Team	Conv	Att	Pct
1t	Houston Texans	20	26	76.9
1t	Indianapolis Colts	20	26	76.9
3	Oakland Raiders	18	22	81.8

COMEBACK KIDS

The Texans came back from down 14 points to defeat the Chiefs in Week 6. It marked the 10th time in team history Houston has come back from down 14-or-more points to win a game and tied for the fourth-largest comeback in Texans history. The Texans last 14-point comeback was in Week 6 of 2016 vs. Indianapolis.

Houston is tied for the NFL lead with 13 comeback wins over the last two seasons after leading the league in 2018 with nine and ranking tied for fifth in the NFL this season with four. QB **Deshaun Watson** has led the Texans to seven fourth quarter comeback wins and seven game-winning drives in his career, including two this season.

MOST COMEBACK WINS IN THE NFL (2018-19)




	1t. Houston Texans	13
	1t. New Orleans Saints	13
	3. Seattle Seahawks	12

TEAM NOTES

GET OFF THE FIELD

Since 2014, the Texans rank third in the NFL in third-down defense with a 36.4 opponent third-down percentage. Houston has finished in the top-5 in the NFL in opponent third-down percentage in three of the last five years (2014-18), including fifth in 2017 (35.3 percent), first in 2015 (a single-season franchise-record 28.5 percent) and third in 2014 (33.9 percent). Houston also ranks tied for second in the NFL in opponent first downs allowed since 2014 with just 1,689 total (469 rushing, 1,052 passing and 168 by penalty) since 2014.

LOWEST OPP. THIRD-DOWN PERCENTAGE, SINCE 2014

	1. Minnesota Vikings	403-of-1,163	34.7 percent
	2. Denver Broncos	440-of-1,234	35.7 percent
	3. Houston Texans	436-of-1,198	36.4 percent

COMPLEMENTARY FOOTBALL



SEELY

Last season, in the first year under Special Teams Coordinator **Brad Seely** and Assistant Special Teams Coordinator **Tracy Smith**, the Texans made a big leap in a number of special teams categories and led the NFL in opponent starting field position while ranking second in starting field position.

This year, Houston has continued to play well on special teams and leads the NFL in opponent starting field position after kickoffs and opponent punt return average.

TEXANS SPECIAL TEAMS RANKINGS IN 2019

Category	Stat	NFL Rk	AFC Rk
Opp. Starting Line After KO	22.8	1st	1st
Starting Line After KO	25.3	12th	8th
Opp. Punt Return Avg.	2.7	1st	1st
Punt Return Avg.	8.9	8th	3rd
Opp. Starting Field Position	27.6	7th	5th
Starting Field Position	27.5	22nd	12th

CAGING THE JAGUARS

In Houston's 26-3 victory over the Jaguars in London in Week 9, the Texans allowed the least amount of points to an opponent in a game this season and shut out the Jaguars in the second half. Houston also recorded the second-largest margin of victory (23 points) over the Jaguars in team history (24 points in Week 17 of 2015).

The Texans defense forced four turnovers (two fumble recoveries and two interceptions) in the fourth quarter on Jaguars QB **Gardner Minshew II**. OLB **Jacob Martin** forced the first fumble, which was recovered by ILB **Zach Cunningham**, followed by OLB **Brennan Scarlett** forcing a second fumble on Minshew on the final play of the game, which was recovered by ILB **Dylan Cole**.

S **Justin Reid** and S **Jahleel Addae** each recorded their first interceptions of the season and helped the Texans post their first game with multiple interceptions since Week 13 of the 2018 season vs. Cleveland (three interceptions). Houston held the Jaguars to just 74 rushing yards on 15 carries, 4-for-11 on third-down (36 percent), 0-for-2 on fourth-down (0 percent), 0-of-1 in the redzone (0 percent) and 0-for-0 on goal-to-go attempts (0 percent). The Texans also won the time of possession battle 32:33 to 27:27 and improved their record to 4-0 this season when winning time of possession.

Houston is 10-2 overall and 5-1 on the road against the Jaguars under **Bill O'Brien** (2014-19), including winning the last four consecutive meetings in the series (2018-19).

RED HOT IN THE REDZONE

The Texans rank sixth in the NFL in redzone touchdown efficiency (65.7 percent), sixth in redzone touchdowns scored (23) and tied for sixth in total points scored in the redzone (187) this season.

Houston has scored a touchdown on 23 of their 35 trips to the red area (nine rushing, 14 passing). Houston also has nine made field goals in the redzone for 32 total scores, which gives them a 91.4 percent redzone scoring efficiency. The Texans are tied for third in the NFL averaging 5.34 points per redzone trip.

Houston's single-season franchise record for redzone touchdown efficiency is 62.3 percent in 2010.

2019 REDZONE TOUCHDOWN EFFICIENCY LEADERS




Rk, Team	Drives	TDs	TD Eff	FG	Scores	Eff.	Pts
1. Tennessee	25	18	72.0	1	19	76.0	127
2. Green Bay	35	24	68.6	6	30	85.7	187
3. Buffalo	28	19	67.9	5	24	85.7	149
4. Seattle	40	27	67.5	10	37	92.5	214
5. Minnesota	39	26	66.7	9	35	89.7	207
6. Houston	35	23	65.7	9	32	91.4	187

HOLDING ON TO HALFTIME LEADS

Under Head Coach **Bill O'Brien** (2014-19), the Texans are 35-3 when leading at halftime of a regular season game. Houston's 92.1 winning percentage when leading at the half is the third-best in the NFL over that span.

In franchise history, the Texans are 86-33 (72.3 percent) when leading at halftime, including 45-8 (84.9 percent) when they lead by double digits at the half and 18-1 (94.7 percent) when they lead by 10 under O'Brien.

WIN PERCENTAGE WHEN LEADING AT HALFTIME, SINCE 2014

	1. New England Patriots	65 games	61-4	93.8%
	2. Los Angeles Rams	26 games	24-2	92.3%
	3. Houston Texans	38 games	35-3	92.1%

BIG PLAY THREATS

The Texans have 17 receptions of 30-or-more yards in 2019 and are the only team in the NFL to record at least five receptions of 30-or-more yards in two separate games this season (Week 3 and 5).

WR **Will Fuller V** and WR **Kenny Stills** are tied for fifth in the NFL with six receptions of 30-or-more yards each. Houston is the only team with two players ranked in the top-5 and Fuller's four 30-yard receptions in Week 5 are the most by any player in a game in 2019.

WR **DeAndre Hopkins** (two), WR **DeAndre Carter** (one), WR **Keke Coutee** (one) and TE **Jordan Akins** (one) have also caught at least one each for the Texans. As a team, Houston ranks 11th in the NFL in yards per pass attempt (7.81) and sixth in yards per play (5.90) through Week 11 in 2019.

MOST RECEPTIONS OF 30-OR-MORE YARDS IN 2019

Rk	Player, Team	Rec (30+ Yds)
1	Stefon Diggs, MIN	11
2	D.J. Chark, JAX	9
3	Courtland Sutton, DEN	8
4	Kenny Golladay, DET	7
5t	Will Fuller V, HOU	6
5t	Kenny Stills, HOU	6
5t	Five other players tied	6

TEAM NOTES

RUNNIN' HYDE



HYDE

RB **Carlos Hyde** leads the Texans with 769 rushing yards and four touchdowns on 158 carries (4.9 avg.) this season. He ranks 11th in the NFL and seventh in the AFC in rushing yards per game (76.9) in 2019 while posting the most rushing yards through Week 11 in his NFL career (2014-19).

In Week 9 at Jacksonville, Hyde ran for a season-high 160 yards on 19 carries (8.4 avg.), which marks the third-most rushing yards gained in a game in his career and most since Week 14 of 2016 vs. the N.Y. Jets (193 yards). Hyde joined **Chris Ivory** (166 yards in 2015) as the only players with at least 150 rushing yards in an international NFL game.

Hyde posted a 58-yard rush in the fourth quarter, which marks the second-longest rush of his NFL career and longest since Week 2 of 2017 at Seattle (61 yards). He also tallied the second-highest yards per carry average (8.4) in his career and the fifth-highest rushing average in a single game in team history (min. 10 attempts).

Hyde has two games with at least 100 rushing yards this season (116 at Kansas City in Week 6) and six in his NFL career. In Weeks 5-6, Hyde notched a rushing touchdown in back-to-back games for the first time since Weeks 3-4 of the 2018 season. He now has 30 rushing touchdowns overall in his NFL career (2014-19).

In his Texans debut in Week 1, Hyde ran for a team-high 83 yards on 10 carries (8.3 avg.) and recorded the highest rushing average in a season opener in franchise history. It also marked the sixth-highest rushing average in a single game in team history (min. 10 att.).

GETTING DEFENSIVE

Since 2014, the Texans rank in the top-10 in the NFL in a number of defensive categories under Assistant Head Coach / Defensive Coordinator **Romeo Crennel**.

NFL DEFENSIVE RANKINGS, 2014-19

Category	Stat	NFL Rank
Total Points Per Game	21.5	10th
Total Net Yards Per Game	334.8	6th
Net Pass Yards Per Game	235.2	12th
Completion Percentage	62.0	9th
Rush Yards Per Game	99.6	4th
Rushing Average	3.99	5th
Rushing Touchdowns	55	3rd
Takeaways	135	t-9th
First Downs Allowed	1,689	t-2nd
3rd Down Percentage	36.4	3rd

RUN STUFFERS



CRENNEL

The Texans have allowed only one 100-yard rusher in their last 26 regular season games, dating back to Week 1 of the 2018 season.

Houston trails only New Orleans (zero) and Indianapolis (zero) for the fewest 100-yard rushers allowed over the last two seasons (2018-19).

The only player to gain over 100 yards in the last two seasons was Ravens RB **Gus Edwards** who ran for 112 yards in Week 11 of 2019 at Baltimore.

No player has run for over 115 yards on the ground against Houston since RB **Lamar Miller** went for 175 yards against the Texans as a member of the Dolphins in Week 7 of the 2015 season (67 consecutive games).


NO EASY OUT

The Texans have the fewest three-and-outs and lowest three-and-out percentage in the NFL this season. The Texans have only gone three-and-out on 10 of their 105 total offensive drives in 2019 for 10.5 percent. Houston also owns the fewest three-and-outs and lowest three-and-out percentage in team history through 10 games.

FEWEST THREE-AND-OUTS IN THE NFL IN 2019

Rk	Team	3 & Outs	Total Drives	Percent
1	Houston Texans	10	105	9.5
2t	Baltimore Ravens	12	104	11.5
2t	Dallas Cowboys	12	105	11.4

THE DUKE OF RECEIVING



JOHNSON

RB **Duke Johnson** has caught 24 passes for 232 yards (9.7 avg.) and two touchdowns this season. He has also run for 327 yards and one touchdown on 60 carries (5.5 avg.).

In Week 9 at Jacksonville, Johnson caught a season-high five passes for a season-high 68 yards (13.6 avg.), including a season-long 21-yard reception in the first quarter. He also ran for 13 yards and one touchdown on seven carries (1.9 avg.), which marked his sixth career rushing touchdown and first since Week 17 of 2017 at Pittsburgh.

Johnson owns the second-most receptions (259), second-most receiving yards (2,402) and tied for the eighth-most receiving touchdowns (10) among running backs since entering the NFL in 2015.

In Week 4 vs. Carolina, Johnson notched a career-long 40-yard run in the second quarter, which marked the second-longest run for the Texans this season, trailing **Carlos Hyde's** 58-yard run.

WHERE DUKE JOHNSON RANKS AMONG RBs, 2015-19

Category	Johnson	NFL RK	Leader
Targets	337	2nd	J.White - 397
Receptions	259	2nd	J.White - 291
Receiving Yards	2,402	2nd	J.White - 2,561
Receiving TDs	10	t-8th	J.White - 20
Rec. First Downs	113	2nd	J.White - 130
25+ Yard Receptions	15	4th	J.White - 18

COMPLETE CONTROL

In Week 6 at Kansas City, the Texans won the time of possession battle over the Chiefs 39:48 to 20:12. It marked the highest time of possession by an opponent in a non-overtime game at Arrowhead Stadium and tied for the third-highest time of possession for the Texans in a non-overtime game in franchise history. It also marked the first time the Texans have not punted in a game in team history and extended the streak of drives without a punt in Weeks 5-6 to 19.

Houston held the Chiefs to -3 yards in the fourth quarter, which marks the fewest fourth quarter net yards allowed in team history. Kansas City only had the ball for 1:25 in the fourth and their longest gain in the quarter came on a five-yard penalty.

Houston gained 35 first downs (12 rushing, 20 passing, three by penalty), which put them over 30 first downs in back-to-back games for the first time in team history and sixth time overall. It marked the second-most first downs gained in a game by the Texans, trailing Week 11 of 2012 vs. Jacksonville (39).

The Texans also gained 472 total net yards (192 rushing, 280 passing and recorded back-to-back games with over 450 total yards for the first time since Weeks 4-5 of 2018 and just the third time in team history (Weeks 11-12 of 2012).

TEAM NOTES

OFFENSIVE EXPLOSION

In Week 5 vs. Atlanta, the Texans scored the second-most points in a game (53) in franchise history and scored over 50 points for just the second time (57 points in Week 4 of 2017 vs. Tennessee).

Houston posted the second-most total net yards (592) in a game in team history and most since 2012. They also notched the third-most net passing yards (426) in a game in team history.

The Texans tallied 31 total first downs (11 rushing, 18 passing, two by penalty) against the Falcons, which gives them multiple games with at least 30 first downs gained in a season for the first time in franchise history (35 in Week 6 at Kansas City).

Houston scored on every possession after the first drive of the game besides a 22-second drive to end the first half. They also posted a 20-point fourth quarter, which is the fourth-most points scored in the fourth quarter of a game under **Bill O'Brien** (21, three times).

The Texans did not allow a sack while converting 10-of-13 third-down attempts (77 percent), 4-of-5 redzone attempts (80 percent) and 3-of-3 goal-to-go attempts (100 percent) in the victory.

MOST POINTS SCORED IN A GAME, TEXANS HISTORY

Rk	Season	Week	Opp	TD	FGM	Pts
1	2017	4	Ten	7	3	57
2	2019	5	Atl	7	2	53
3	2014	13	Ten	6	1	45

MOST TOTAL NET YARDS IN A GAME, TEXANS HISTORY

Rk	Season	Week	Opp	Rush	Pass	Tot
1	2012	11	Jac	149	504	653
2	2019	5	Atl	166	426	592
3	2008	14	GB	141	408	549

MOST NET PASSING YARDS IN A GAME, TEXANS HISTORY

Rk	Season	Week	Opp	Pct	Y/A	Net
1	2012	11	Jac	78.2	9.58	504
2	2010	2	Was	73.1	9.56	468
3	2019	5	Atl	84.8	12.91	426

TURNOVERS IN BUNCHES

The Texans forced a turnover in 20 consecutive games from Week 4 of the 2018 season at Indianapolis to Week 7 of the 2019 season at Indianapolis. The streak was the second-longest streak in franchise history (23 games from 2008-11).

Houston's streak was the longest in the NFL since the Seahawks forced a turnover in 20-straight games from Week 4 of 2017 to Week 8 of 2018. In Week 6 vs. Kansas City, Houston created two turnovers and became the first team to record an interception against the Chiefs this season.

Since 2014, the Texans are 30-6 when they have a positive turnover differential (83.3 winning percentage) and 16-1 when they don't turn the ball over at all (94.1 winning percentage), including winning both games this season where they did not commit a turnover (Week 2 vs. Jacksonville and Week 8 vs. Oakland).

OB AFTER A BYE

The Texans are 4-2 following their bye week under Head Coach **Bill O'Brien** (2014-19). Houston's only two losses after a bye were in 2017 at Seattle and 2019 at Baltimore.

Season	Week	Opponent	W/L	Score
2019	11	at Baltimore Ravens	L	41-7
2018	11	at Washington Redskins	W	23-21
2017	8	at Seattle Seahawks	L	38-41
2016	10	at Jacksonville Jaguars	W	24-21
2015	10	at Cincinnati Bengals	W	10-6
2014	11	at Cleveland Browns	W	23-7

GROUND AND POUND

The Texans ran for 216 yards on 34 carries (6.35 avg.) in Week 9 at Jacksonville in London and 192 yards on 41 carries (4.68 avg.) in Week 6 at Kansas City. The Texans' performances marked the most rushing yards for Houston in a game since Week 12 of the 2018 season vs. Tennessee when the Texans posted a franchise-record 281 rushing yards on 34 carries (8.26). Both totals also rank in the top-5 best rushing performances for Houston under Bill O'Brien (2014-19).

MOST RUSHING YARDS IN A GAME UNDER BILL O'BRIEN (2014-19)

Rk	Date	Opp	Att	Yds	Avg.	Lg	TDs
1	11/26/2018	Ten	34	281	8.26	97t	2
2	11/03/2019	Jax	34	216	6.35	58	1
3	11/16/2014	Cle	54	213	3.94	21	0
4	10/26/2014	Ten	40	212	5.30	43	2
5	10/13/2019	KC	41	192	4.68	26	3

RAC vs. ROOKIE QBs

The Texans are 11-1 against rookie starting quarterbacks under Assistant Head Coach/Defensive Coordinator **Romeo Crennel**. Houston has 25 sacks and 11 interceptions in those 12 games while holding rookie starting quarterbacks to just 224.0 passing yards per game and a 76.8 average rating.

2019 (2-0)

Gardner Minshew (2-0)

Cmp	Att	Pct	Yds	Yd/A	TD	Int	Lg	Sack	Lost	Rate
23	33	69.7	213	6.45	1	0	31	4	35	97.2
27	47	57.4	309	6.57	0	2	31	3	8	59.6

2018 (3-0)

Baker Mayfield (1-0)

Cmp	Att	Pct	Yds	Yd/A	TD	Int	Lg	Sack	Lst	Rate
29	43	67.4	397	9.23	1	3	71	0	0	75.4

Sam Darnold (1-0)

Cmp	Att	Pct	Yds	Yd/A	TD	Int	Lg	Sack	Lst	Rate
24	38	63.2	253	6.66	2	0	26	3	25	100

Josh Allen (1-0)

Cmp	Att	Pct	Yds	Yd/A	TD	Int	Lg	Sack	Lst	Rate
10	17	58.8	84	4.94	0	0	39	2	16	71.7

2016 (0-1)

Jacoby Brissett (0-1)

Cmp	Att	Pct	Yds	Yd/A	TD	Int	Lg	Sack	Lst	Rate
11	19	57.9	103	5.42	0	0	27	1	6	72.9

2015 (1-0)

Jameis Winston (1-0)

Cmp	Att	Pct	Yds	Yd/A	TD	Int	Lg	Sack	Lst	Rate
17	36	47.2	261	7.25	1	1	33	0	0	69.3

2014 (5-0)

Derek Carr (1-0)

Cmp	Att	Pct	Yds	Yd/A	TD	Int	Lg	Sack	Lst	Rate
27	42	64.3	263	6.26	1	2	42	0	0	69.8

Zach Mettenberger (2-0)

Cmp	Att	Pct	Yds	Yd/A	TD	Int	Lg	Sack	Lst	Rate
13	19	68.4	184	9.68	1	1	36t	1	14	95.1
27	41	65.9	299	7.29	2	1	48	2	9	93.4

Blake Bortles (2-0)

Cmp	Att	Pct	Yds	Yd/A	TD	Int	Lg	Sack	Lst	Rate
20	39	51.3	205	5.26	1	1	35	4	17	64.6
14	33	42.4	117	3.55	0	0	24	5	28	52.2

TEAM NOTES

CLEANER POCKET

From Weeks 5-9, the Texans offensive line allowed just seven sacks, which tied for the second-fewest in the NFL in that span. Houston did not allow a sack in back-to-back games (Weeks 5-6) for the first time since Weeks 1-2 of 2014. It marked the sixth time in team history the Texans haven't surrendered a sack in consecutive games and tied for the longest streak (Weeks 4-5 of 2012, Weeks 16-17 of 2010, Weeks 14-15 of 2009 and Weeks 15-16 of 2007).

Houston has not allowed a sack in three games with **Deshaun Watson** (Week 8 of 2018 vs. Miami) and the team is 3-0 in those games.

SACKS ALLOWED IN WEEKS 1-4 vs. WEEKS 5-9

Wk	Opp	Sk	Lst	Wk	Opp	Sk	Lst
1	at NO	6	34	5	Atl	0	0
2	Jax	4	22	6	at KC	0	0
3	at LAC	2	14	7	at Ind	3	17
4	Car	6	32	8	Oak	3	21
				9	at Jax	1	7

WEAPONS AT WIDE RECEIVER

In Week 7 at Indianapolis, WR **DeAndre Hopkins** recorded 106 receiving yards while WR **Kenny Stills** posted a season-high 105. It marked the first time Houston had two receivers each record over 100 receiving yards in the same game since Week 4 of 2018 at Indianapolis when Hopkins (169) and WR **Keke Coutee** (109) did it.

In Week 5 vs. Atlanta, WR **Will Fuller V** (217 yards), Hopkins (88 yards) and Coutee (72 yards) each recorded over 70 receiving yards against the Falcons, which was just the second time in franchise history that three wide receivers have gone for at least 70 yards each in the same game and the first time since 2003.

WEEK 5 OF 2019 VS. ATLANTA (10/6/19) - W, 53-32

- **Will Fuller V** - 217 yards on 14 receptions
- **DeAndre Hopkins** - 88 yards on seven receptions
- **Keke Coutee** - 72 yards on three receptions



WEEK 1 OF 2003 AT MIAMI (9/7/03) - W, 21-20

- **Corey Bradford** - 85 yards on two receptions
- **Andre Johnson** - 76 yards on six receptions
- **Jabar Gaffney** - 70 yards on three receptions



SHIP WRECKED

In Week 8 vs. Oakland, the Texans were able to hold Raiders TE **Darren Waller** to two receptions on eight targets for a season-low 11 receiving yards.

Entering Week 8, Waller had recorded a catch on 88 percent of his targets (44-of-50) and his performance in Week 8 marked the first game of the season where he did not record a catch of at least 10 yards.

Houston held Oakland to 93 rushing yards on 23 carries after the Raiders entered the week averaging 137.8 yards per game. RB **Josh Jacobs** had rushed for 247 yards combined in the previous two games but was held to just 66 rushing yards in Week 8.

The Texans held the Raiders to 15 total first downs (five rushing and 10 passing), which marks the fewest first downs allowed in a game for Houston all season. The Texans also won the time of possession battle 35:53 to 24:07 over Oakland.

The Texans earned their first win against the Raiders since Week 2 of 2014 and improved their all-time record against Oakland to 7-4, including 2-1 under **Bill O'Brien** (2014-19). Houston also earned their fourth-consecutive win against the AFC West to improve their all-time record against the division to 17-1

SACKS ON SACKS

The Texans have compiled 22 sacks on defense this season. OLB **Whitney Mercilus** leads the team with 5.5 followed by OLB **Brennan Scarlett** (a single-season career-high 4.5), DE **J.J. Watt** (4.0), DE/NT **D.J. Reader** (a single-season career-high 2.5), rookie DE **Charles Omenihu** (2.0), ILB **Zach Cunningham** (1.0), DE **Carlos Watkins** (a single-season career-high 1.0), CB **Brian Boddy-Calhoun** (a single-season career-high 1.0) and ILB **Benardrick McKinney** (0.5).

In Week 3 at the Chargers, Houston recorded the most sacks (five) in a game since Week 12 of 2018 vs. Tennessee (six). Watt led the way with 2.0 while Reader posted 1.5, Mercilus tallied 1.0 and McKinney had 0.5. Houston recorded 12 quarterbacks hits on Chargers QB **Philip Rivers**, which ties for the fifth-most by a team in a game this season, seventh-most in a game in franchise history and most since Week 14 of the 2016 season at Indianapolis (13).

The Texans are now 17-5 in franchise history when they record five-or-more sacks in a game, including 7-1 since 2014.

A KEY TO VICTORY

Under Head Coach **Bill O'Brien** (2014-19), the Texans hold a 33-2 record when allowing less than 20 points to their opponent. Houston's 94.3 winning percentage in such games is the third-highest in the league since 2014.

The Texans' only two losses when allowing 19-or-fewer points since 2014 were Week 15 of the 2014 season at Indianapolis (17-10 final score) and Week 4 of the 2019 season vs. Carolina (16-10 final).

In franchise history, the Texans are 88-16 (84.6 winning percentage) when when allowing 19-or-fewer points.

WIN PERCENTAGE WHEN ALLOWING 19-OR-LESS POINTS, 2014-19

	1. Pittsburgh Steelers	37 games	36-1	97.3%
	2. New England Patriots	53 games	50-3	94.3%
	3. Houston Texans	35 games	33-2	94.3%
	4. Philadelphia Eagles	30 games	28-2	93.3%

STRIPPING IT DOWN

In Week 4 vs. Carolina, the Texans recorded three strip-sacks for the second time this season and just the third time in franchise history.

Houston forced three turnovers on Panthers QB **Kyle Allen** with strip-sacks by OLB **Brennan Scarlett**, OLB **Whitney Mercilus** and DE **J.J. Watt**. The fumbles were recovered by DE **Carlos Watkins**, ILB **Benardrick McKinney** and Watt.

In Week 2 vs. Jacksonville, the Texans had three strip-sacks on Jaguars rookie QB **Gardner Minshew II**. Mercilus had two of them, including one in the fourth quarter that Watt recovered and led to a game-deciding two-yard touchdown run by QB **Deshaun Watson** just four plays later.

The other strip-sack in Week 2 was courtesy of DE **Charles Omenihu**, who recorded the sack on the fourth snap of his career. He is the sixth rookie in team history to record a sack in his first career game, joining **Shantee Orr** (2003), **Chris McKenzie** (2005), **Alfred Malone** (2005), **LaTroy Lewis** (2017) and **Duke Ejiofor** (2018). He is also the fourth rookie to record a sack in the first two weeks of a season, joining **Jason Babin** (2004), **Amobi Okoye** (2007) and Ejiofor.

The only other occurrence where Houston recorded three strip sacks was Week 3 of 2017 at New England when Mercilus, **Christian Covington** and **Marcus Gilchrist** did it to Patriots QB **Tom Brady**.

TEAM NOTES

TACKLING TRIO

In Week 4 vs. Carolina, ILB **Zach Cunningham** (14 tackles), ILB **Benardrick McKinney** (12) and S **Justin Reid** (10) each recorded at least 10 total tackles, which marked the fifth time in team history that three teammates each recorded double-digit tackles in the same game. Houston had not accomplished the feat since 2010.

THREE PLAYERS WITH 10+ TACKLES IN A GAME, TEXANS HISTORY

Week 4 of 2019 vs. Carolina (09/29/19)

Zach Cunningham (14), Benardrick McKinney (12), Justin Reid (10)

Week 4 of 2010 at Oakland (10/03/10)

Bernard Pollard (11), DeMeco Ryans (11), Zac Diles (10)

Week 3 of 2006 vs. Washington (09/24/06)

Dunta Robinson (11), DeMeco Ryans (10), Lewis Sanders (10)

Week 5 of 2004 vs. Minnesota (10/10/04)

Jay Foreman (13), Jamie Sharper (13), Jason Simmons (12)

Week 12 of 2003 vs. New England (11/23/03)

Jay Foreman (16), Jamie Sharper (15), Jerry DeLoach (10)

THREE TDs FOR THE TEs



AKINS

In Week 3 at the L.A. Chargers, Texans QB **Deshaun Watson** threw three touchdown passes to Texans tight ends, which marks the second time in franchise history that Houston tight ends have caught three-or-more touchdowns in a single game.

TE **Jordan Akins** set single-game career highs in receptions (three), receiving yards (73) and touchdowns (two). He caught the first two receiving touchdowns of his NFL career: a 53-yard touchdown catch in the fourth quarter and a 15-yard reception in the third quarter.

The 53-yard reception marked the longest reception of his NFL career and the third-longest reception by a tight end in franchise history behind **James Casey** (62 yards in 2011 vs. New Orleans) and **Joel Dreessen** (56-yard touchdown in 2011 vs. Oakland).

TE **Darren Fells** caught Houston's first touchdown of the game, a 16-yarder from Watson in the second quarter. He finished with 49 yards and one touchdown on five receptions (9.8 avg.).

The only other occurrence where Texans tight ends combined for three touchdown receptions in a game was in Week 1 of 2013 at San Diego when **Owen Daniels** (two) and **Garrett Graham** (one) did it.

RUNNING START

In Week 1 at New Orleans, the Texans averaged 7.83 yards per carry, which is the second-highest rushing average in a game in team history. Houston averaged 8.26 yards per carry in Week 12 of the 2018 season vs. Tennessee.

Against New Orleans, Houston gained 180 yards on 23 carries. They produced the second-most rushing yards in a season opener in franchise history (257 in Week 1 of 2010 vs. Indianapolis) and the third-most rushing yards in a game this season (216 in Week 9 at Jacksonville and 192 in Week 6 at Kansas City).

Houston's 414 total net yards were the second-most total net yards in a season opener in team history (449 in Week 1 of 2013 at San Diego) and the third-most total net yards gained in a game this season behind Week 5 vs. Atlanta (592) and Week 6 at Kansas City (472).

FIRST FIVE SEASONS WITH OB



O'BRIEN

In 2018, the Texans earned their first double-digit win season since 2012 and recorded the second-most wins in team history (12 in 2012). The Texans also earned their fourth winning season in five years under **Bill O'Brien** (2014-19). Prior to 2014, Houston had only put together three winning seasons: 9-7 in 2009, 10-6 in 2011 and 12-4 in 2012.

O'Brien has won three division titles in five seasons and no other active head coach won more division titles in their first five years. Carolina's **Ron Rivera**, Kansas City's **Andy Reid**, Oakland's **Jon Gruden** and Pittsburgh's **Mike Tomlin** are the only other coaches to also win three division titles in their first five seasons.

O'Brien has also made the playoffs in three of his first five seasons and only three other head coaches had more playoff appearances in their first five seasons: Tomlin and Baltimore's **John Harbaugh** made the postseason in each of their first five seasons while Reid reached the playoffs in four of his first five years.

O'Brien's four winning seasons with the Texans rank tied for fourth among current NFL head coaches in their first five full seasons with their current team and tied for third among current NFL head coaches (Reid) in their first five full seasons as a head coach, trailing only Tomlin (five) and Harbaugh (five).

REACHING NEW HEIGHTS

In 2018, the Texans won their third AFC South title in the past four seasons and fifth in the last eight seasons (2011-12, '15-16 and '18). Houston became the first team to begin a season 0-3 and win a division title since the 1992 Chargers. They also joined the Kansas City Chiefs and New England Patriots as the only teams in the NFL to win their division in three of the last four years.

The Texans won 11 games, which marked the second-most wins in team history and most since their 12-4 record in 2012. Houston finished 2018 with an 11-5 record overall, 6-2 record at home, 5-3 record on the road and 4-2 record against the AFC South.

The Texans finished 5-3 on the road and the five road wins tied for the second-most in a season in team history, trailing only 6-2 in 2012. Houston's 6-2 record at home tied for the second-best home record in franchise history, trailing only 7-1 in 2016.

GOING STREAKING

The Texans won nine consecutive games from Weeks 4-13 in 2018, which marked the longest win streak in franchise history and second-longest win streak in the league last season (New Orleans, 10 in a row from Weeks 2-12).

Houston became the first team in NFL history to win nine consecutive games after starting a season 0-3. In the Super Bowl era, there have been 233 teams start 0-3 and the Texans are the first team to come back to win their division since the 1992 Chargers. Houston is just the second team in NFL history to start 0-3 and get back to first place after only seven games, joining the 2011 Chiefs.

The 2018 season marked the first time in team history that the Texans put together five-game win streaks both at home and on the road. Houston won five straight home games in Weeks 5-6, 8 and 12-13, which marked their first five-game home winning streak since 2016. The Texans also won five straight road games (Weeks 4, 7, 9, 11 & 15), which marked the longest road winning streak for Houston since the 2012 season (six) and the second-longest in team history. Houston was one of three teams to win five straight road games in 2018 (Saints and Chargers).

TEAM NOTES

KEEPING THE CORE

Only four players are on the Texans current 53-man active roster that were a part of the team when Head Coach Bill O'Brien was hired in 2014: WR **DeAndre Hopkins**, CB **Johnathan Joseph**, OLB **Whitney Mercilus** and LS **Jon Weeks**.

Houston has 29 players that were part of the active roster or practice squad last season and 24 players that are new to the team in 2019.

2019 DRAFT PICKS (5)

#	Name	Pos	Ht	Wt	Age	Ex	School
32	Lonnie Johnson Jr.	CB	6-2	213	23	R	Kentucky
44	Cullen Gillaspia	FB	6-2	235	24	R	Texas A&M
71	Tytus Howard	G/T	6-5	322	23	R	Alabama State
74	Max Scharping	G/T	6-6	327	23	R	Northern Illinois
94	Charles Omenihu	DE	6-5	280	22	R	Texas

TRADES (8)

#	Name	Pos	Ht	Wt	Age	Ex	School
12	Kenny Stills	WR	6-1	202	27	7	Oklahoma
22	Gareon Conley	CB	6-0	190	24	3	Ohio State
23	Carlos Hyde	RB	6-0	229	28	6	Ohio State
25	Duke Johnson	RB	5-9	210	25	5	Miami (Fla.)
35	Keion Crossen	CB	5-10	185	23	2	Western Carolina
52	Barkevious Mingo	OLB	6-5	235	28	7	LSU
54	Jacob Martin	OLB	6-2	242	23	2	Temple
78	Laremy Tunsil	T	6-5	313	25	4	Mississippi

VETERAN FREE AGENT ACQUISITIONS (11)

#	Name	Pos	Ht	Wt	Age	Ex	School
2	AJ McCarron	QB	6-3	215	28	6	Alabama
9	Bryan Anger	P	6-3	205	31	8	California
21	Bradley Roby	CB	5-11	194	27	6	Ohio State
27	Mike Adams	S	5-11	205	38	16	Delaware
28	Vernon Hargreaves III	CB	5-10	204	24	4	Florida
30	Cornell Armstrong	CB	6-0	185	23	2	Southern Miss
34	Taiwan Jones	RB	6-0	195	31	9	Eastern Washington
37	Jahleel Addae	S	5-10	195	29	7	Central Michigan
39	Tashaun Gipson Sr.	S	6-1	212	29	8	Wyoming
77	Chris Clark	T	6-5	305	34	10	Southern Miss
87	Darren Fells	TE	6-7	270	33	6	California-Irvine

RETURNING VETERANS (29)

#	Name	Pos	Ht	Wt	Age	Ex	School
4	Deshaun Watson	QB	6-2	215	23	3	Clemson
7	Ka'imi Fairbairn	K	6-0	183	25	4	UCLA
10	DeAndre Hopkins	WR	6-1	212	27	7	Clemson
11	Steven Mitchell Jr.	WR	5-10	186	25	1	Southern California
14	DeAndre Carter	WR	5-8	190	26	2	Sacramento State
15	Will Fuller V	WR	6-0	184	25	4	Notre Dame
16	Keke Coutee	WR	5-11	187	22	2	Texas Tech
20	Justin Reid	S	6-1	203	22	2	Stanford
24	Johnathan Joseph	CB	5-11	186	35	14	South Carolina
33	A.J. Moore Jr.	S	5-11	200	23	2	Mississippi
38	Buddy Howell	RB	6-1	218	23	2	Florida Atlantic
41	Zach Cunningham	ILB	6-3	238	24	3	Vanderbilt
46	Jon Weeks	LS	5-10	242	33	10	Baylor
50	Tyrell Adams	ILB	6-2	230	27	4	West Georgia
51	Dylan Cole	ILB	6-0	237	25	3	Missouri State
55	Benardrick McKinney	ILB	6-4	257	26	5	Mississippi State
57	Brennan Scarlett	OLB	6-4	263	26	4	Stanford
58	Peter Kalambayi	ILB	6-3	254	24	2	Stanford
59	Whitney Mercilus	OLB	6-4	258	29	8	Illinois
63	Roderick Johnson	T	6-6	306	23	3	Florida State
65	Greg Mancz	C/G	6-4	302	27	5	Toledo
66	Nick Martin	C	6-4	295	26	4	Notre Dame
73	Zach Fulton	C/G	6-5	321	27	6	Tennessee
88	Jordan Akins	TE	6-4	243	27	2	Central Florida
91	Carlos Watkins	DE	6-3	297	25	3	Clemson
92	Brandon Dunn	NT	6-2	310	26	4	Louisville
93	Joel Heath	DE	6-6	302	26	4	Michigan State
97	Angelo Blackson	DE	6-4	319	26	5	Auburn
98	D.J. Reader	DE/NT	6-3	347	25	4	Clemson

TEXANS ACTIVE ROSTER BY ROUND

FIRST ROUND (11)

Pos.	Player	Year	Pick	Team
CB	Johnathan Joseph	2006	24	Cincinnati
OLB	Whitney Mercilus	2012	26	Houston
OLB	Barkevious Mingo	2013	6	Cleveland
WR	DeAndre Hopkins	2013	27	Houston
CB	Bradley Roby	2014	31	Denver
CB	Vernon Hargreaves III	2016	11	Tampa Bay
T	Laremy Tunsil	2016	13	Miami
WR	Will Fuller V	2016	21	Houston
QB	Deshaun Watson	2017	12	Houston
CB	Gareon Conley	2017	24	Oakland
G/T	Tytus Howard	2019	23	Houston

SECOND ROUND (6)

Pos.	Player	Year	Pick	Team
RB	Carlos Hyde	2014	57	San Francisco
ILB	Benardrick McKinney	2015	43	Houston
C	Nick Martin	2016	50	Houston
ILB	Zach Cunningham	2017	57	Houston
CB	Lonnie Johnson Jr.	2019	54	Houston
G/T	Max Scharping	2019	55	Houston

THIRD ROUND (4)

Pos.	Player	Year	Pick	Team
P	Bryan Anger	2012	70	Jacksonville
RB	Duke Johnson	2015	77	Cleveland
S	Justin Reid	2018	68	Houston
TE	Jordan Akins	2018	98	Houston

FOURTH ROUND (4)

Pos.	Player	Year	Pick	Team
RB	Taiwan Jones	2011	125	Oakland
DE	Angelo Blackson	2015	100	Tennessee
DE	Carlos Watkins	2017	142	Houston
WR	Keke Coutee	2018	103	Houston

FIFTH ROUND (5)

Pos.	Player	Year	Pick	Team
WR	Kenny Stills	2013	144	New Orleans
QB	AJ McCarron	2014	164	Cincinnati
DE/NT	D.J. Reader	2016	166	Houston
T	Roderick Johnson	2018	160	Cleveland
DE	Charles Omenihu	2019	161	Houston

SIXTH ROUND (4)

Pos.	Player	Year	Pick	Team
C/G	Zach Fulton	2014	193	Kansas City
OLB	Jacob Martin	2018	186	Seattle
CB	Cornell Armstrong	2018	209	Miami
ILB	Peter Kalambayi	2018	214	Houston

SEVENTH ROUND (2)

Pos.	Player	Year	Pick	Team
CB	Keion Crossen	2018	243	New England
FB	Cullen Gillaspia	2019	220	Houston

COLLEGE FREE AGENTS (17)

Pos.	Player	Year	Team
S	Mike Adams	2004	San Francisco
T	Chris Clark	2008	Minnesota
LS	Jon Weeks	2010	Houston
S	Tashaun Gipson Sr.	2012	Cleveland
S	Jahleel Addae	2013	San Diego
TE	Darren Fells	2013	Seattle
DE	Brandon Dunn	2014	Chicago
ILB	Tyrell Adams	2015	Seattle
WR	DeAndre Carter	2015	Baltimore
C/G	Greg Mancz	2015	Houston
K	Ka'imi Fairbairn	2016	Houston
DE	Joel Heath	2016	Houston
OLB	Brennan Scarlett	2016	Houston
ILB	Dylan Cole	2017	Houston
RB	Buddy Howell	2018	Miami
WR	Steven Mitchell Jr.	2018	L.A. Rams
S	A.J. Moore Jr.	2018	New England

TEAM NOTES

2019 TEXANS HONORS

59

OLB WHITNEY MERCILUS

Week 2 AFC Defensive Player of the Week (vs JAX)

4

QB DESHAUN WATSON

Week 3 AFC Offensive Player of the Week (at LAC)

Week 5 AFC Offensive Player of the Week (vs ATL)

AFC Offensive Player of the Month (October)

TEXANS ACTIVE ROSTER QUICK FACTS

OLDEST: S **Mike Adams** (age 38, born 3/24/1981)

YOUNGEST: DE **Charles Omenihu** (age 22, born 8/20/1997)

TALLEST: TE **Darren Fells** (6-7)

SHORTEST: WR **DeAndre Carter** (5-8)

HEAVIEST: DE/NT **D.J. Reader** (347 lbs)

LIGHTEST: K **Ka'imi Fairbairn** (183 lbs)

MOST NFL SEASONS: S **Mike Adams** (16)

STATE THAT PRODUCED THE MOST TEXANS: California & Texas, 6 each – California: P **Bryan Anger** (Camarillo), WR **DeAndre Carter** (San Jose), TE **Darren Fells** (Fullerton), RB **Taiwan Jones** (San Francisco), WR **Steven Mitchell Jr.** (Pasadena) & WR **Kenny Stills** (Encinitas); Texas: WR **Keke Coutee** (Lufkin), FB **Cullen Gillaspia** (Katy), S **Tashaun Gipson Sr.** (Dallas), OLB **Jacob Martin** (Houston), DE **Charles Omenihu** (Houston) & CB **Bradley Roby** (Fort Worth)

COLLEGE THAT PRODUCED THE MOST TEXANS: Clemson, 4 – WR **DeAndre Hopkins**, DE/NT **D.J. Reader**, DE **Carlos Watkins** and QB **Deshaun Watson**

PRO BOWLERS: 7 – S **Mike Adams** (2014-15 with the Colts), CB **Johnathan Joseph** (2011-12 with Texans), S **Tashaun Gipson Sr.** (2014 with Browns), WR **DeAndre Hopkins** (2015, 2017-18 with Texans), LS **Jon Weeks** (2015 with Texans), ILB **Benardrick McKinney** (2018 with Texans), QB **Deshaun Watson** (2018 with Texans)

TEXANS WITH NCAA CHAMPIONSHIP TITLES: 4 – CB **Gareon Conley** (Ohio State 2014), QB **AJ McCarron** (Alabama 2009, 2011-12), DE **Carlos Watkins** (Clemson 2016), QB **Deshaun Watson** (Clemson 2016)

TEXANS WITH RELATIVES WHO PLAY PROFESSIONAL SPORTS:

TE **Darren Fells** (brother Daniel Fells is a former NFL tight end for the Patriots, Giants, Broncos and Rams), OLB **Jacob Martin** (brother Josh Martin is a linebacker for the Saints), C **Nick Martin** (brother Zack Martin is a three-time All-Pro selection, two-time Pro Bowl guard for the Cowboys), S **A.J. Moore Jr.** (twin brother is Lions S C.J. Moore), S **Justin Reid** (brother Eric Reid is a safety for the Panthers)

TEXANS WHO PLAYED OTHER SPORTS IN COLLEGE: TE **Jordan Akins** (baseball at Central Florida), CB **Keion Crossen** (track & field at Western Carolina), TE **Darren Fells** (basketball at UC-Irvine), WR **DeAndre Hopkins** (basketball at Clemson), RB **Duke Johnson** (indoor track & field at Miami), DE/NT **D.J. Reader** (baseball at Clemson)

NEW ADDITIONS

The Texans executed four trades as the team cut its roster to 53 active players before the start of the season.

Houston landed T **Laremy Tunsil** and WR **Kenny Stills** from the Dolphins, OLB **Jacob Martin** and OLB **Barkevious Mingo** from the Seahawks, RB **Carlos Hyde** from the Chiefs and CB **Keion Crossen** from the Patriots.

Houston also traded for RB **Duke Johnson** from the Browns earlier in the offseason and CB **Gareon Conley** from the Raiders on Oct. 22, giving them eight players on the roster acquired via trade.

FIRST-ROUND FACTORS

Houston's first-round draft picks have made immediate impacts, with all but two playing in 14-or-more games as a rookie.

TEXANS FIRST-ROUND DRAFT PICKS, ROOKIE YEAR GP/GS

Year	Pk	Player	GP	GS
2002	1	David Carr, QB	16	16
2003	3	Andre Johnson, WR	16	16
2004	10	Dunta Robinson, CB	16	16
2004	27	Jason Babin, OLB	16	16
2005	16	Travis Johnson, DT	15	3
2006	1	Mario Williams, DE	16	16
2007	10	Amobi Okoye, DT	16	14
2008	26	Duane Brown, T	16	16
2009	15	Brian Cushing, LB	16	16
2010	20	Kareem Jackson, CB	16	16
2011	11	J.J. Watt, DE	16	16
2012	26	Whitney Mercilus, OLB	16	4
2013	27	DeAndre Hopkins, WR	16	16
2014	1	Jadeveon Clowney, DE/OLB	4	4
2015	16	Kevin Johnson, CB	16	10
2016	21	Will Fuller V, WR	14	13
2017	12	Deshaun Watson, QB	7	6
2019	23	Tytus Howard, G/T	7	7

Bold indicates current Texan.

TEXANS WITH TENURE

LS **Jon Weeks** ranks second in team history in games played and owns the franchise record for consecutive games played. He has snapped on every field goal attempt, extra point attempt and punt for Houston since he signed as a free agent in 2010. CB **Johnathan Joseph** ranks sixth in games played while OLB **Whitney Mercilus** is tied for 10th and WR **DeAndre Hopkins** sits at 12th.

MOST CAREER GAMES PLAYED, TEXANS HISTORY

Rank	Player	Seasons	GP
1	Andre Johnson	2003-14 (12)	169
2	Jon Weeks	2010-19 (10)	154
3	Duane Brown	2008-17 (10)	133
4	Kareem Jackson	2010-18 (9)	132
5	Kris Brown	2002-09 (8)	128
6	Johnathan Joseph	2011-19 (9)	127
7	Chester Pitts	2002-09 (8)	114
8t	J.J. Watt	2011-19 (9)	112
8t	Chris Myers	2008-14 (7)	112
10t	Whitney Mercilus	2012-19(8)	109
10t	Kevin Walter	2006-12 (7)	109
12	DeAndre Hopkins	2013-19 (7)	105
13	Brian Cushing	2009-17 (9)	104
14	Owen Daniels	2006-2013(8)	100
15	Bryan Pittman	2003-2009(7)	95

DEANDRE HOPKINS NOTES

HIGH FIVE

WR **DeAndre Hopkins** has recorded at least five receptions in every game this season and 13 games in a row dating back to Week 15 of 2018. His streak marks the second-longest active streak in the NFL and the longest streak in franchise history.

LONGEST ACTIVE STREAKS OF 5+ RECEPTIONS IN THE NFL

Player	Team	Started	Streak
Michael Thomas	NOR	11/29/18	15
DeAndre Hopkins	HOU	12/15/18	13
D.J. Moore & Julian Edelman tied			6

LONGEST ACTIVE STREAKS OF 5+ RECEPTIONS, TEXANS HISTORY

Player	Started	Ended	Streak
DeAndre Hopkins	12/15/18	Active	13
DeAndre Hopkins	09/13/15	12/6/15	12
Andre Johnson	11/18/12	9/29/13	11

#10 THROUGH 105 CAREER GAMES

WR **DeAndre Hopkins** owns the sixth-most receptions (603) and 12th-most receiving yards (8,182) through 105 games in NFL history. Below is how he compares to former Texans WR **Andre Johnson** through their first 105 career games.

WR DEANDRE HOPKINS THROUGH 104 GAMES

Tgts	Rec	Yds	Avg.	TD
1,002*	603	8,182	13.6	51*



WR ANDRE JOHNSON THROUGH 105 GAMES

Tgts	Rec	Yds	Avg.	TD
992	606*	8,203*	13.5	43



*indicates franchise record through 105 games.

RECEPTION MACHINE



WR **DeAndre Hopkins** is the second player in Texans history to record seven-or-more receptions in six-consecutive games (Weeks 5-11), joining **Andre Johnson** (2006 & 2012-13). No player in team history has accomplished the feat in seven-straight games.

Hopkins joins **Michael Thomas** (active seven-game streak) and **Adam Thielen** (seven-game streak in 2018) as the only players in the NFL to record at least seven receptions in six-straight games over the last three seasons (2016-19).

In Week 8 vs. Oakland, Hopkins finished with 109 receiving yards on a season-high 11 receptions (9.9 avg.). His performance marked his ninth career game with 10-or-more receptions, which is the second-most in Texans history (**Andre Johnson**, 22), and Hopkins' first since Week 17 of the 2018 season vs. Jacksonville (12 receptions).

DEANDRE HOPKINS' CAREER GAMES WITH 10+ RECEPTIONS (9)

Date	Wk	Opp	Tgts	Rec.	Yds	Avg	Lg	TD
10/08/15	5	Ind	14	11	169	15.4	34	0
10/18/15	6	@Jax	15	10	148	14.8	29	2
10/01/17	4	Ten	12	10	107	10.7	21	1
12/10/17	14	SF	16	11	149	13.5	29t	2
09/30/18	4	@Ind	12	10	169	16.9	30	1
11/04/18	9	@Den	12	10	105	10.5	16t	1
12/15/18	15	@NYJ	11	10	170	17.0	45t	2
12/30/18	17	Jax	16	12	147	12.3	43	0
10/27/19	8	Oak	13	11	109	9.9	21	0

MR. CONSISTENCY

WR **DeAndre Hopkins** has posted 75 receptions for 745 yards (9.9 avg.), four receiving touchdowns and 47 receiving first downs in 2019. He has recorded at least five receptions and 40 receiving yards in every game this season while being targeted at least seven times each week. Below is where Hopkins ranks amongst his peers so far this season:

CATEGORY	HOPKINS	NFL RK	AFC RK	NFL LEADER
Targets	104	2nd	1st	M.Thomas - 114
Receptions	75	2nd	1st	M.Thomas - 94
Receiving Yards	745	13th	4th	M.Thomas - 1,141
Receiving TDs	4	t-27th	t-10th	3 players tied - 8
Rec. First Downs	47	t-2nd	1st	M.Thomas - 58

BEST IN THE GAME

Since entering the NFL in 2013, WR **DeAndre Hopkins** ranks second in targets (1,002), third in receptions (603), third in receiving yards (8,182), second in receiving touchdowns (51), third in receiving first downs (431) and fourth in receptions of 25-or-more yards (73).

Hopkins is the only player in the NFL ranked in the top-3 in each of those categories since 2017. He has also recorded 1,000 yards receiving in four of the last five seasons.

NFL RECEIVING RANKS, 2017-19

Category	Hopkins	NFL RK
Targets	441	1st
Receptions	286	2nd
Receiving Yards	3,695	3rd
Receiving TDs	28	1st
Rec. First Downs	197	2nd
25+ Yard Receptions	34	3rd

HOP INTO HISTORY

In Week 11 at Baltimore, Texans WR **DeAndre Hopkins** became the second-youngest player in NFL history to reach 600 career receptions (27 years, 5 months, 12 days), trailing only **Larry Fitzgerald**.

Hopkins became the third-youngest player in NFL history to reach 8,000 career receiving yards at 27 years, 4 months, 22 days old in Week 8 vs. Oakland, trailing only Fitzgerald and **Randy Moss**.

Hopkins topped 8,000 career receiving yards and 50 career receiving touchdowns each in the fewest games in Texans history. He surpassed 600 career receptions in the second-fewest games in team history, trailing only **Andre Johnson**.

YOUNGEST NFL PLAYERS TO REACH 600 CAREER CATCHES

	Larry Fitzgerald	2004-09	27 yrs, 3 months, 20 days
	DeAndre Hopkins	2013-19	27 yrs, 5 months, 12 days
	Randy Moss	1998-05	28 yrs, 8 months, 25 days

YOUNGEST PLAYERS TO REACH 8,000 CAREER REC. YARDS

	Randy Moss	1998-03	26 yrs, 9 months, 25 days
	Larry Fitzgerald	2004-10	27 yrs, 3 months, 20 days
	DeAndre Hopkins	2013-19	27 yrs, 4 months, 22 days

DEANDRE HOPKINS NOTES

KEEPIN' IT 100

WR **DeAndre Hopkins** owns 28 career 100-yard receiving games, including a single-season career-high seven in 2018 and three this season. He has registered at least 100 receiving yards in a franchise-record four consecutive games twice: Week 15 of 2018 through Week 1 of 2019 and Weeks 3-6 of 2015.

Hopkins owns the second-most games with at least 100 receiving yards through a player's first seven NFL seasons in franchise history (**Andre Johnson**, 31). He also became just the fifth player in NFL history to post two games of 220-or-more receiving yards in the first five years of his career (Week 13 of 2014 and Week 8 of 2017).

HOPKINS' 28 CAREER GAMES WITH 100 YARDS RECEIVING

Date	Opp.	Result	Rec	Yds	Avg	Lg	TD
9/9/13	Ten	W	7	117	16.7	28	1
9/21/14	at NYG	L	6	116	19.3	49	0
10/20/14	at Pit	L	6	108	18.0	32	0
11/2/14	Phi	L	6	115	19.2	45	1
11/30/14	Ten	W	9	238	26.4	58t	2
9/27/15	TB	W	8	101	12.6	29	1
10/4/15	at Atl	L	9	157	17.4	28	0
10/8/15	Ind	L	11	169	15.4	34	0
10/18/15	at Jax	W	10	148	14.8	29	2
11/22/15	NYJ	W	5	118	23.6	61t	2
12/27/15	at Ten	W	7	117	16.7	44	1
9/18/16	KC	W	7	113	16.1	35	1
1/1/17	at Ten	L	7	123	17.6	51	0
10/1/17	Ten	W	10	107	10.7	21	1
10/29/17	at Sea	L	8	224	28.0	72t	1
11/12/17	at LAR	L	7	111	15.9	36	0
11/27/17	at BAL	L	7	125	17.9	39	0
12/10/17	SF	L	11	149	13.5	29t	2
9/16/18	at TEN	L	6	110	18.3	31	1
9/30/18	at IND	W	10	169	16.9	30	1
10/07/18	DAL	W	9	151	16.8	49	0
11/04/18	at DEN	W	10	105	10.5	16t	1
12/15/18	at NYJ	W	10	170	17.0	45t	2
12/23/18	at PHI	L	9	104	11.6	18	0
12/30/18	JAX	W	12	147	12.3	43	0
09/09/19	at NO	L	8	111	13.9	38	2
10/20/19	at IND	L	9	106	11.8	21	1
10/27/19	OAK	W	11	109	9.9	21	0

HOPKINS' FRANCHISE RECORDS

WR **DeAndre Hopkins** owns a number of franchise records. He is the only player in team history to record double-digit touchdown receptions in a season and has done it three times ('15, '17, '18).

13.6

Highest career receiving average, 2013-19

115

Most receptions in a single season, 2018 (tied w/ Andre Johnson, 2008)

13

Most receiving touchdowns in a single season, 2017

83

Most receiving first downs in a single season, 2015

3

Most multi-touchdown games in a single season, 2015 (tied w/ Andre Johnson, 2009 & Will Fuller V, 2017)

10

Most receiving first downs in a game, 09/30/18 (tied w/ Andre Johnson, 11/18/12)





3

Most receiving touchdowns in a game, 10/8/17 (tied w/ Andre Johnson in 2013 & Will Fuller V in 2019)

DOMINANT DEANDRE

WR **DeAndre Hopkins** recorded the second-most receptions (528) by a player in his first six seasons in NFL history.

MOST RECEPTIONS THRU SIX SEASONS, NFL HISTORY

	1. Jarvis Landry	CLE	2014-19	530
	2. DeAndre Hopkins	HOU	2013-18	528
	3. Antonio Brown	PIT	2010-15	526
	4. Randy Moss	MIN	1998-03	525
	5. Larry Fitzgerald	ARI	2004-09	523

10-4

WR **DeAndre Hopkins** and QB **Deshaun Watson** have played in 33 total games together since Watson entered the league in 2017.

In those 32 games, Hopkins has notched 235 receptions for 2,923 yards (12.4 avg.) and 22 touchdowns. He has only recorded less than 40 yards two times, caught multiple touchdowns four times, gone for at least 100 yards in 12 games and caught at least 10 passes in six games.

DEANDRE HOPKINS IN 33 GAMES WITH DESHAUN WATSON

Tgts	Rec	Yds	Avg.	Lg	TD
343	235	2923	12.4	72t	22

HOP AT THE TOP

Through his first six seasons, WR **DeAndre Hopkins** posted the most receptions (528), receiving yards (7,437) and receiving touchdowns (47) through the first six seasons of a player's career in Texans history. He also tied **Andre Johnson** (25 from 2003-08) for the most games with 100-or-more receiving yards.

MOST RECEPTIONS IN FIRST SIX SEASONS, TEXANS HISTORY

Player	Seasons	Rec.
DeAndre Hopkins	2013-18	528
Andre Johnson	2003-08	486
Owen Daniels	2006-11	299

MOST REC. YARDS IN FIRST SIX SEASONS, TEXANS HISTORY

Player	Seasons	Yds
DeAndre Hopkins	2013-18	7,437
Andre Johnson	2003-08	6,379
Owen Daniels	2006-11	3,649

MOST REC. TDS IN FIRST SIX SEASONS, TEXANS HISTORY

Player	Seasons	TDs
DeAndre Hopkins	2013-18	47
Andre Johnson	2003-08	33
Owen Daniels	2006-11	20

MOST 100-YARD REC. GAMES IN FIRST SIX SEASONS, TEXANS HISTORY

Player	Seasons	Gms
DeAndre Hopkins	2013-18	25
Andre Johnson	2003-08	25
Will Fuller V	2016-18	6

DEANDRE HOPKINS NOTES

50 FOR 10

WR **DeAndre Hopkins** recorded at least 50 receiving yards in 21 consecutive games from Week 8 of 2017 through Week 13 of 2018. It marked the longest streak in franchise history and third-longest streak in NFL history. His streak of 50-or-more scrimmage yards in 21 consecutive games tied **Domanick Williams** (2004-05) for the longest in team history. Hopkins had a streak of at least 60 receiving yards in 15 straight games from 10/29/17 to 10/14/18, which tied for the third-longest streak in NFL history.

LONGEST STREAKS OF 50+ REC. YARDS, NFL HISTORY

Player	Team	Streak	Seasons	Rec. Yds
Antonio Brown	PIT	35	2013-15	3,633
Julio Jones	ATL	27	2012-15	2,880
DeAndre Hopkins	HOU	21	2017-18	2,111

LONGEST STREAKS OF 50+ SCRIMMAGE YARDS, TEXANS HISTORY

Player	Team	Streak	Seasons	ScrimYds
DeAndre Hopkins	HOU	21	2017-18	2,104
Domanick Williams	HOU	21	2004-05	2,645
Arian Foster	HOU	17	2011-12	2,393

2018 ACCOMPLISHMENTS

In 2018, WR **DeAndre Hopkins** set single-season career highs in receptions (115) and receiving yards (1,572) while also recording 11 receiving touchdowns. Below are some of his accomplishments:

- ✦ Named to the Associated Press NFL All-Pro First Team, marking his third-career selection (first team in 2017, second team in 2015)
- ✦ Led all offensive players in AP voting, receiving 46-of-50 votes, and recorded the third-most votes overall
- ✦ Selected to his third-career and second-consecutive Pro Bowl (2015, 2017-18)
- ✦ Led all offensive skill players in the NFL (WR, RB, TE & FB) in play-time percentage, playing in 99.09% of Houston's offensive plays (1,084-of-1,094)
- ✦ Tied for the most receptions (115) in a season in team history
- ✦ Registered the third-most receiving yards (1,572) in a season in franchise history
- ✦ Logged seven 100-yard receiving games, which marks the second most in a season in team history (Andre Johnson, eight in 2008)
- ✦ Eclipsed 100 receptions in a season for the second time in his NFL career (2015)
- ✦ Recorded at least one receiving touchdown in five consecutive games (Weeks 6-11), which tied his own franchise record
- ✦ Became the only player in the NFL to record multiple streaks of at least five consecutive games with a touchdown reception since 2017 (Weeks 4-9 of 2017)
- ✦ Tallied four games with 10-or-more receptions (Weeks 4, 9, 15 and 17) to give him eight games with double digit receptions in his NFL career. Hopkins' four games with at least 10 receptions last season tied for the third-most in the NFL
- ✦ Registered at least 100 yards receiving in three consecutive games for the first time since Weeks 4-6 of the 2015 season
- ✦ Tied for the NFL lead with three games recording at least 10 receptions, 100 receiving yards and one receiving touchdown
- ✦ Joined **Antonio Brown** and **Michael Thomas** as the only players in the NFL to record multiple games with at least 10 receptions, 150 yards and one touchdown
- ✦ Joined **Andre Johnson** (2008, 2012) as the only players in franchise history with multiple games of at least 10 receptions, 150 yards and one touchdown in a season
- ✦ Joined **Amari Cooper**, **Antonio Brown** and **Tyreek Hill** as the only players in the NFL to record at least 10 receptions for 170 yards and two touchdowns in a game
- ✦ Joined **Antonio Brown** and **Michael Thomas** as the only players to record multiple games with at least 10 receptions, 150 yards and one touchdown

HOME SWEET HOME

WR **DeAndre Hopkins** has 29 receiving touchdowns at home in his NFL career (2013-19), which the third-most in the league in that span trailing **Antonio Brown** (44) and with **Jimmy Graham** (30).

Hopkins scored 11 receiving touchdowns at home in 2017, which is the most by any NFL player in a season since 2011. Only five players in NFL history have recorded more receiving touchdowns at home in a single season: **Jordy Nelson** (13 in 2011), **Marvin Harrison** (13 in 2001), **Jerry Rice** (13 in 1987), **Cloyce Box** (12 in 1952) and **Elroy Hirsch** (12 in 1951).

Hopkins is one of three players in NFL history with a touchdown reception in all eight home games of a season, joining Nelson (2011) and **Brandon Marshall** (2015). Hopkins is also one of eight players in NFL history to score a rushing or receiving touchdown in eight home games, joining Marshall, Nelson, **Terrell Davis** (1998), **Keyshawn Johnson** (1998), **Curtis Martin** (1996), **Emmitt Smith** (1994 and 1995) and **Lenny Moore** (1964).

ELITE COMPANY

WR **DeAndre Hopkins** is the first player in the NFL to record multiple seasons with at least 100 receptions, 1,500 receiving yards and 11 receiving touchdowns since he joined the league in 2013. Only **Marvin Harrison**, **Brandon Marshall** and **Jerry Rice** accomplished the feat in multiple seasons in NFL history.

Hopkins joins **Odell Beckham Jr.** and **Antonio Brown** as the only players to record 1,200 receiving yards and 10 touchdowns in three seasons since 2013. He is also the only player in Texans history with 75-or-more receptions and 900-or-more receiving yards in five straight seasons (active streak) and his streak is tied for the second-longest active streak in the NFL (**Julio Jones**), only trailing **Antonio Brown** (six seasons). Hopkins, Jones and Brown are also the only players to record multiple seasons with at least 1,500 receiving yards since 2013.

In 2017, Hopkins posted 96 receptions for 1,378 yards (14.4 avg.) and a franchise-record 13 touchdowns on 174 targets. He is one of 14 players in NFL history to post those numbers in a season.

Hopkins also joined **Jerry Rice** and **Marvin Harrison** as the only players in NFL history to record at least 95 receptions, 1,350 yards and 11 in three separate seasons (2015, 2017-18).

CAN'T STOP HOP

WR **DeAndre Hopkins** and former Texans WR **Andre Johnson** are the only two players in NFL history to record at least nine receptions and 150 receiving yards in consecutive games on multiple occasions.

Hopkins accomplished the feat in Weeks 4-5 of the 2015 season and Weeks 4-5 of the 2018 season. Johnson, who now works on the Texans coaching staff, reached the milestone in Weeks 15-16 of the 2009 season and Weeks 11-12 of the 2012 season.

Hopkins has now registered 150-or-more yards receiving in back-to-back games twice in his career. Only seven other players in NFL history have recorded back-to-back games of 150-or-more yards on multiple occasions: **Andre Johnson**, **Jerry Rice**, **Torry Holt**, **Brandon Marshall**, **Steve Smith**, **James Lofton** and **Lance Alworth**.

DEANDRE HOPKINS IN WEEKS 4-5 OF 2015

Date	Wk	Opp	Tgts	Rec.	Yds	Avg	Lg	TD
10/04/15	4	@Atl	22	9	157	17.4	28	0
10/08/15	5	Ind	14	11	169	15.4	34	0

DEANDRE HOPKINS IN WEEKS 4-5 OF 2018

Date	Wk	Opp	Tgts	Rec.	Yds	Avg	Lg	TD
09/30/18	4	@Ind	12	10	169	16.9	30	1
10/07/18	5	Dal	13	9	151	16.8	49	0

DEANDRE HOPKINS NOTES

TOUCHDOWN THREAT

WR **DeAndre Hopkins** has recorded nine career games with multiple touchdown receptions, which marks the second-most in team history behind **Andre Johnson** (10 from 2003-14). His 51 career touchdown receptions are also second-most behind Johnson (64). Additionally, from Weeks 4-9 of the 2017 season, Hopkins caught a touchdown in a franchise-record five consecutive games.

HOPKINS' NINE CAREER GAMES WITH MULTIPLE RECEIVING TDs

Date	Opp.	Result	Rec	Yds	Avg	Lg	TD
11/30/14	Ten	W	9	238	26.4	58t	2
09/13/15	KC	L	9	98	10.9	17	2
10/18/15	at Jax	W	10	148	14.8	29	2
11/22/15	NYJ	W	5	118	23.6	61t	2
10/08/17	KC	L	4	52	13.0	34t	3
12/10/17	SF	L	11	149	13.5	29t	2
10/25/18	Mia	W	6	82	13.7	49t	2
12/15/18	at NYJ	W	10	170	17.0	45t	2
09/09/19	at NO	L	8	111	13.9	38	2

GOT A CATCH IN ALL

WR **DeAndre Hopkins** has recorded at least one reception in every game he has played in his NFL career (105 straight).

Hopkins' streak of games with a reception to start his career is the longest active streak in the NFL to start a career and the seventh-longest streak of games with a reception to start a career in the Super Bowl era. Hopkins also owns the fifth-longest active reception streak in the NFL.

Hopkins' streak of 105 consecutive games with a reception is the longest in franchise history to start a career by more than 50 games and the second-longest overall reception streak in team history, trailing only **Andre Johnson** (133 games from 2005-14).

STREAK OF GAMES WITH A RECEPTION TO START A CAREER, SUPER BOWL ERA

Rk.	Player, Teams	Streak	Start	End
1.	Marvin Harrison, IND	190	9/1/96	12/28/08
2.	Keyshawn Johnson, NYJ-TB-DAL-CAR	167	9/1/96	12/31/06
3.	Marshall Faulk, IND-STL	158	9/4/94	12/19/04
4.	Jeremy Shockey, NYG-NO-CAR	136	9/5/02	1/1/12
5.	Calvin Johnson, DET	135	9/9/07	1/3/16
6.	Michael Crabtree, SF-OAK	120	10/25/09	11/26/17
7.	DeAndre Hopkins, HOU	105	9/9/13	Active
8.	Randy Moss, MIN	101	9/6/98	10/17/04

LONGEST ACTIVE RECEPTION STREAKS IN THE NFL

Rk.	Player	Team(s)	Streak	Date Started
1.	Larry Fitzgerald	ARI	238	11/7/04
2.	Antonio Brown	PIT,NE	129	10/3/10
3.	Julio Jones	ATL	113	12/4/11
4.	Golden Tate	DET,SEA,PHI,NYG	110	10/28/12
5.	DeAndre Hopkins	HOU	105	9/9/13

LONGEST RECEPTION STREAKS TO START CAREER, TEXANS HISTORY

Player	Seasons	Gms
DeAndre Hopkins	2013-active	105
Will Fuller V	2016-active	38
Andre Johnson	2003-07	35

LONGEST RECEPTION STREAKS, TEXANS HISTORY

Player	Seasons	Gms
Andre Johnson	2005-14	133
DeAndre Hopkins	2013-active	105
Owen Daniels	2006-13	88
Will Fuller V	2016-active	38
Arian Foster	2010-12	37



HISTORY IN THE MAKING

WR **DeAndre Hopkins** is just the second player in NFL history to post at least 525 receptions, 7,400 receiving yards and 45 receiving touchdowns in the first six seasons of a player's career.

Player	Team	Seasons	Rec.	Yds	TDs
DeAndre Hopkins	HOU	2013-18	528	7,437	47
Randy Moss	MIN	1998-03	525	8,375	77

MATCHUP NIGHTMARE

HOPKINS TOP-5 CAREER RECEPTIONS BY OPPONENT

	Jacksonville Jaguars	14 games	79 receptions
	Tennessee Titans	12 games	77 receptions
	Indianapolis Colts	12 games	71 receptions
	Kansas City Chiefs	5 games	32 receptions
	Baltimore Ravens	4 games	25 receptions

HOPKINS TOP-5 CAREER RECEIVING YARDS BY OPPONENT

	Tennessee Titans	12 games	1,194 rec. yards
	Indianapolis Colts	12 games	959 rec. yards
	Jacksonville Jaguars	14 games	930 rec. yards
	Kansas City Chiefs	5 games	394 rec. yards
	New England Patriots	5 games	339 rec. yards

HOPKINS TOP CAREER REC. TOUCHDOWNS BY OPPONENT

	Tennessee Titans	12 games	7 rec. TDs
	Kansas City Chiefs	5 games	7 rec. TDs
	Jacksonville Jaguars	14 games	6 rec. TDs
	New York Jets	2 games	4 rec. TDs
	Indianapolis Colts	12 games	4 rec. TDs
	Buffalo Bills	3 games	3 rec. TDs
	New Orleans Saints	2 games	2 rec. TDs
	Miami Dolphins	2 games	2 rec. TDs
	San Francisco 49ers	2 games	2 rec. TDs
	Washington Redskins	2 games	2 rec. TDs






DESHAUN WATSON NOTES

HISTORIC PAGE







QB **Deshaun Watson** has compiled 8,465 passing yards, 63 passing touchdowns, 1,111 rushing yards and 12 rushing touchdowns in 33 career games (32 starts). He eclipsed 8,000 passing yards and 1,000 rushing yards in his 31st career game, becoming the first player in NFL history to reach those numbers in his first 31 career games. He also became the first player in NFL history to record over 60 passing touchdowns and 10 rushing downs in his first 31 career games.

Watson is tied for the fourth-most passing touchdowns and owns the sixth-most passing yards by a player through their first 33 career games in NFL history.

MOST TD PASSES THROUGH 33 CAREER GAMES, NFL HISTORY

	1. Dan Marino	MIA	1983-85	76 TDs
	2. Kurt Warner	STL	1998-01	73 TDs
	3. Patrick Mahomes	KAN	2017-19	68 TDs
	4t. Deshaun Watson	HOU	2017-19	63 TDs
	4t. Matthew Stafford	DET	2009-12	63 TDs

MOST PASS YARDS THROUGH 33 CAREER GAMES, NFL HISTORY

	1. Kurt Warner	STL	1998-01	9,385 yds
	2. Matthew Stafford	DET	2009-12	9,022 yds
	3. Marc Bulger	STL	2002-04	8,938 yds
	4. Dan Marino	MIA	1983-85	8,843 yds
	5. Andrew Luck	IND	1998-01	8,566 yds
	6. Deshaun Watson	HOU	2017-19	8,465 yds

DASHING DESHAUN

QB **Deshaun Watson** has five rushing touchdowns in 2019, which ranks third among all NFL quarterbacks and ties his own single-season franchise record from 2018. Watson also ranks fourth among quarterbacks in rushing yards this season with 291.

In Week 6 at Kansas City, Watson ran 10 times for 42 yards (4.2 avg.) and tallied his second career game with multiple rushing touchdowns (Week 16 of 2018 at Philadelphia). Watson is already the franchise leader among quarterbacks in career rushing touchdowns (12) and career games with multiple rushing touchdowns (two) while ranking second to **David Carr** (1,235) in career rushing yards (1,111). Watson eclipsed 1,000 career-rushing yards in his 30th career game and only six quarterbacks in NFL history reached 1,000 career rushing yards faster.

In 2018, Watson recorded the most rushing yards (551) by a quarterback in a season in team history. He ran for 35-or-more yards in six straight games (Week 8 of 2017 through Week 5 of 2018) and only six quarterbacks in NFL history have recorded longer streaks.

In 2017, Watson made his first-career start in Week 2 at Cincinnati and scored his first-career rushing touchdown on a 49-yard run, which marked the longest rush by a Texans quarterback and longest rushing touchdown by a quarterback in his first start in NFL history.

SCORING MACHINE



WATSON

QB **Deshaun Watson** has five games with multiple touchdown passes this season and 18 such games in his NFL career, which marks the second-most in team history (**Matt Schaub**, 40). He is tied for the sixth-most games with multiple touchdown passes within a player's first 33 career games in NFL history (18).

Watson also has five career games with four-or-more touchdown passes and nine career games with three-or-more touchdown passes. He owns four games with at least three touchdown passes this season and the second-most games (nine) with three touchdown passes in team history (**Matt Schaub**, 12).

DESHAUN WATSON'S CAREER GAMES WITH 3+ TD PASSES (9)

Date	Wk	Opp	W/L	Att	Cmp	Pct	Yds	TD	Int	Lg	Rate
10/01/17	4	Ten	W	34	25	73.5	283	4	1	35	125.0
10/08/17	5	KC	L	31	16	51.6	261	5	0	48t	119.8
10/15/17	6	Cle	W	29	17	58.6	225	3	1	39t	103.4
10/29/17	8	@Sea	L	30	19	63.3	402	4	3	72t	106.9
10/25/18	8	Mia	W	20	16	80.0	239	5	0	73t	156.0
09/09/19	1	@NO	L	30	20	66.7	268	3	1	54	114.3
09/22/19	3	@LAC	W	34	25	73.5	351	3	0	53t	135.8
10/06/19	5	Atl	W	33	28	84.8	426	5	0	51	158.3
10/27/19	8	Oak	W	39	27	69.2	279	3	0	46	115.2

300 FOR DW4

QB **Deshaun Watson** owns three games with 300-or-more passing yards this season and 10 in his NFL career, which is the second-most in franchise history (**Matt Schaub**, 27).

Watson is tied with **Marc Bulger**, **Jeff Garcia**, **Andrew Luck** and **Carson Wentz** for the seventh-most 300-yard passing games (10) within a player's first 33 career games in NFL history.

In Week 5 vs. Atlanta, Watson posted a single-game career-high 426 passing yards, which marked his second-career game with at least 400 passing yards. Only Schaub (four) has more in team history.

DESHAUN WATSON'S 300-YARD PASSING GAMES (10)

Date	Wk	Opp	W/L	Att	Cmp	Pct	Yds	TD	Int	Lg	Rate
09/24/17	3	@NE	L	33	22	66.7	301	2	2	35	90.6
10/29/17	8	@Sea	L	30	19	63.3	402	4	3	72t	106.9
09/16/18	2	@Ten	L	32	22	68.8	310	2	1	39t	107.6
09/23/18	3	NYG	L	40	24	60.0	385	2	1	39	98.4
09/30/18	4	@Ind	W	42	29	69.0	375	2	1	30	102.8
10/07/18	5	Dal	W	44	33	75.0	375	1	1	49	98.2
12/23/18	16	@Phi	L	40	29	72.5	339	2	0	35t	114.5
09/22/19	3	@LAC	W	34	25	73.5	351	3	0	53t	135.8
10/06/19	5	Atl	W	33	28	84.8	426	5	0	51	158.3
10/20/19	7	@Ind	L	34	23	67.6	308	1	2	45	81.5

ALWAYS IN IT WITH WATSON

QB **Deshaun Watson** has started 32 regular season games in his NFL career and Houston is 20-12 with him as the starting quarterback, including 6-4 in 2019, 11-5 in 2018 and 3-3 in 2017.

Watson is 689-for-1,017 passing (67.7 percent) for 8,363 yards, 62 touchdowns, 22 interceptions and a 104.1 rating in his 32 starts. He has also run for 1,095 yards and 12 touchdowns on 188 rushes (5.8 avg.). The Texans have scored 855 points in those 32 games while their opponents have scored 707 for a point differential of plus-148.

Additionally, the Texans have only lost by more than one possession (eight points) one time in the regular season with Watson as the starting quarterback: a 41-7 loss to the Baltimore Ravens in Week 11 of the 2019 season.

DESHAUN WATSON NOTES

RAREFIED AIR

QB **Deshaun Watson** is the third player in NFL history to record at least 18 passing touchdowns, five rushing touchdowns and a passer rating of at least 100 in the first 10 games of a season, joining **Steve Young** (1994) and **Lamar Jackson** (2019). Watson owns 18 passing touchdowns, five rushing touchdowns and a 103.3 rating in 2019.

Watson is 230-for-331 passing (69.5 percent) for 2,601 yards, 18 touchdowns, six interceptions and 103.3 passer rating this season. He is tied for seventh in the NFL in passing touchdowns, ranks fourth in completion percentage and ranks ninth in passer rating. Watson is also averaging 7.86 yards per attempt, which ranks eighth in the NFL, and owns 19 completions of 25-or-more yards.

Watson has run for 291 yards on 55 carries (5.3 avg.) and tied his single-season career high with five rushing touchdowns, which ranks third among all NFL quarterbacks in 2019.

18+ PASS TDs, 5+ RUSH TDs & 100+ PASSER RATING THROUGH 10 GAMES IN NFL HISTORY

Player	Year	Team	Pass TDs	Rush TDs	Rating
Deshaun Watson	2019	HOU	18	5	103.3
Lamar Jackson	2019	BAL	19	6	106.3
Steve Young	1994	SF	18	5	103.0

COMEBACK KID

QB **Deshaun Watson** has led the Texans to seven fourth quarter comeback wins and seven game-winning drives in his NFL career (2017-19), including two this season.

The Texans came back from down 14 points to defeat the Chiefs in Week 6. It marked the 10th time in team history Houston has come back from down 14-or-more points to win a game and tied for the fourth-largest comeback in Texans history. The Texans last 14-point comeback was in Week 6 of 2016 vs. Indianapolis.

Houston is tied for the NFL lead with 13 comeback wins over the last two seasons (New Orleans) after leading the league in 2018 with nine and ranking tied for fifth in the NFL this season with four.

DESHAUN WATSON'S FOURTH QUARTER COMEBACKS & GAME-WINNING DRIVES (2017-19)

Season	Date	Opp	Result	Notes
2018	09/30/2018	at IND	W 37-34	4QC & GWD
2018	10/07/2018	DAL	W 19-16	GWD
2018	10/14/2018	BUF	W 20-13	4QC
2018	11/04/2018	at DEN	W 19-17	4QC & GWD
2018	11/18/2018	at WAS	W 23-21	4QC & GWD
2018	12/15/2018	at NYJ	W 29-22	4QC & GWD
2019	10/13/2019	at KC	W 31-24	4QC & GWD
2019	10/27/2019	OAK	W 27-24	4QC & GWD

INTERNATIONAL DRIP

In Week 9 at Jacksonville, QB **Deshaun Watson** completed 22-of-28 passes (78.6 percent) for 201 yards, two touchdowns, no interceptions and a 120.4 rating. He threw a one-yard touchdown pass to TE **Darren Fells** in the second quarter and another one-yard touchdown pass to WR **DeAndre Hopkins** in the fourth quarter. He also ran for 37 yards on seven carries (5.3 avg.).

Watson became the third quarterback to throw at least two touchdown passes and complete at least 75 percent of his pass attempts in an international NFL game, joining **Tom Brady** (2017) and **Ryan Fitzpatrick** (2011).

Watson is now 4-0 as a starter against the Jaguars in his NFL career. He has five total touchdowns (three passing, two rushing) and no interceptions in the four starts while Houston has outscored Jacksonville 79 to 25.

UNDER THE BRIGHT LIGHTS

QB **Deshaun Watson** has appeared in six primetime regular season games in his NFL career: Week 2 of 2017 at Cincinnati on Thursday Night Football, Week 5 of 2017 vs. Kansas City on Sunday Night Football, Week 5 of 2018 vs. Dallas on Sunday Night Football, Week 8 of 2018 vs. Miami on Thursday Night Football, Week 12 of 2018 vs. Tennessee on Monday Night Football and Week 1 of 2019 at New Orleans on Monday Night Football.

The Texans are 4-2 in those six games and have outscored their opponents 170-137 (plus-33). Watson has registered a 121.0 passer rating and 19 total touchdowns in primetime in his career. In 2018 alone, Watson was 3-0 in primetime with a 131.1 passer rating.

DESHAUN WATSON'S CAREER IN PRIMETIME

Date	Opp	Result	PASSING						RUSHING			
			Att	Cmp	Yds	TD	Int	Rate	Att	Yds	Avg	TD
09/14/17	Cin	W, 13-9	24	15	125	0	0	75.9	5	67	13.4	1
10/08/17	KC	L, 34-42	31	16	261	5	0	119.8	3	31	10.3	0
10/07/18	Dal	W, 19-16	44	33	375	1	1	98.2	10	40	4.0	0
10/25/18	Mia	W, 42-23	20	16	239	5	0	156.0	1	14	14.0	0
11/26/18	Ten	W, 34-17	24	19	210	2	0	130.9	9	70	7.8	1
09/09/19	NO	L, 28-30	30	20	268	3	1	114.3	4	40	10.0	1
Totals			173	119	1,478	16	2	121.0	32	262	8.2	3

WATSON NOMINATED FOR ART ROONEY

The Texans nominee for the 2019 Art Rooney Sportsmanship Award is QB **Deshaun Watson**. Each NFL team nominated one of its players for the sixth annual award, which recognizes players around the league who exemplify outstanding sportsmanship on the field.

The award was created in 2014 in honor of the late founding owner of the Pittsburgh Steelers and Pro Football Hall of Famer **Art Rooney Sr.** A panel of former players from the NFL Legends Community will select eight finalists (four in the AFC and four in the NFC), who will be listed on the Pro Bowl ballot when players vote on Dec. 13.

The winner of the Art Rooney Sportsmanship Award is determined by a vote of current NFL players. From the eight finalists, each team's players will submit a consensus vote of their choice for the winner. As in Pro Bowl voting, a team cannot vote for its own player. The award is presented each year to an NFL player who best demonstrates the qualities of on-field sportsmanship, including fair play, respect for the game and opponents, and integrity in competition. Past recipients are **Drew Brees** (2018), **Luke Kuechly** (2017), **Frank Gore** (2016), **Charles Woodson** (2015) and **Larry Fitzgerald** (2014).

The winner will be announced during the NFL Honors show on Feb. 1, the night before Super Bowl LIV. He will receive a \$25,000 donation from the NFL Foundation to a charity of his choice. He will also receive a trophy that represents the important role that sportsmanship plays and how NFL players that demonstrate integrity and honor on the field serve as role models for players at all levels.

WATSON MAKES HISTORY IN PHILLY

In Week 16 at Philadelphia last year, QB **Deshaun Watson** became the fourth quarterback to throw for at least 325 yards and two touchdowns while also rushing for 40 yards and two touchdowns in a single game in NFL history.

Watson joins **Russell Wilson** (2019), **Michael Vick** (2010) and **Steve Young** (1991, 1998) as the only quarterbacks to accomplish the feat and Watson is the youngest to ever do it at age 23.



Deshaun Watson at Philadelphia (12/23/18)

Cmp	Att	Cmp%	Yds	TD	Int	Rate	Rush	Yds	TD
29	40	72.5	339	2	0	114.5	8	49	2

DESHAUN WATSON NOTES

A FIRST FOR EVERYTHING

In Week 5 vs. Atlanta, QB **Deshaun Watson** completed 28-of-33 passes (84.8 percent) for 426 yards, five touchdowns, no interceptions and a 158.3 rating. He completed three touchdown passes to WR **Will Fuller V** (44 yards, 33 yards and six yards) and two to TE **Darren Fells** (12 yards and eight yards) while also running for 47 yards on four carries (11.8 avg.). He was named the AFC Offensive Player of the Week for his performance.

Watson became the first player to throw for at least 400 yards and five touchdowns with five-or-fewer incompletions in a single game in NFL history. He also became the third quarterback since 1950 to post at least 400 passing yards, five passing touchdowns and a 158.3 passer rating, joining **Nick Foles** (2013) and **Jared Goff** (2018).

Watson is the 10th quarterback in NFL history to record at least 400 passing yards while completing over 80 percent of their attempts. **Jeff Garcia** is the only other to accomplish the feat within his first 30 games while **Ben Roethlisberger** and **Drew Brees** are the only others to accomplish the feat and throw at least five touchdowns.

Watson became just the second player in NFL history to record at least 400 passing yards, five passing touchdowns and 40 rushing yards in a game, joining **Boomer Esiason** (1986). Additionally, Watson's two career games with at least 400 passing yards and 40 rushing yards are the most by a player in NFL history.

FLYING PAST THE FALCONS

In Week 5 vs. Atlanta, QB **Deshaun Watson** posted the highest quarterback rating by a player in a game in franchise history (158.3) and set a single-game career high with 426 passing yards. As a team, Houston scored the second-most points in a game (53) in franchise history and scored over 50 points for just the second time (57 points in Week 4 of 2017 vs. Tennessee). It also posted the second-most total net yards (592) and third-most net passing yards (426) in a game in team history.

MOST PASSING YARDS IN A GAME, TEXANS HISTORY

Rk	Player	Date	Opp	Yds
1	Matt Schaub	11/18/12	Jac	527
2	Matt Schaub	09/19/10	Was	497
3	Deshaun Watson	10/06/19	Atl	426

MOST PASSING TOUCHDOWNS IN A GAME, TEXANS HISTORY

Rk	Player	Date	Opp	TD
1	Ryan Fitzpatrick	11/30/14	Ten	6
2t	Deshaun Watson	10/08/17	KC	5
2t	Deshaun Watson	10/06/19	Atl	5
2t	Deshaun Watson	10/25/18	Mia	5
2t	Matt Schaub	11/18/12	Jac	5

HIGHEST PASSER RATING IN A GAME, TEXANS HISTORY

Rk	Player	Date	Opp	Rate
1	Deshaun Watson	10/06/19	Atl	158.3
2	Deshaun Watson	10/25/18	Mia	156.0
3	Matt Schaub	10/23/11	Ten	147.7

HIGHEST COMP. PERCENTAGE IN A GAME, TEXANS HISTORY

Rk	Player	Date	Opp	Pct
1	Matt Schaub	10/26/08	Cin	85.7
2	Deshaun Watson	10/06/19	Atl	84.8
3	David Carr	09/17/06	Ind	84.6

HIGHEST YARDS PER ATTEMPT IN A GAME, TEXANS HISTORY

Rk	Player	Date	Opp	Y/A
1	Deshaun Watson	10/29/17	Sea	13.40
2	Deshaun Watson	10/06/19	Atl	12.91
3	Matt Schaub	10/23/11	Ten	12.87

BY AIR AND BY GROUND



WATSON

QB **Deshaun Watson** has two games with at least three passing touchdowns and one rushing touchdown since entering the NFL in 2017 (Week 1 of 2019 at New Orleans and Week 4 of 2017 vs. Tennessee). That ties **Josh Allen**, **Drew Brees** and **Dak Prescott** for the most in the league in that span.

Watson owns five career games with multiple passing touchdowns and a rushing touchdown, which is tied with **Russell Wilson** for the second-most in the NFL since 2017 (Prescott, seven).

In Week 6 at Kansas City, Watson registered his sixth career game with at least one passing touchdown and one rushing touchdown, which marks the third-most in the NFL since 2017, trailing Prescott (11) and Allen (eight).

In his career, Watson owns 10 games with at least 250 passing yards and 40 rushing yards, which is the seventh-most in NFL history.

FIVE TDs FOR DW4

QB **Deshaun Watson** has three career games with five-or-more touchdown passes and no interceptions, which makes him the fastest player in NFL history to record three such games (28 games).

In fact, the next fastest player to record three-or-more games with five touchdown passes and no interceptions was **Peyton Manning**, who accomplished the feat in his 99th career game.

Watson's three career game with five-or-more touchdown passes are the most in the NFL since 2016. He is the only player to record a game with at least five touchdown passes in each season since entering the NFL in 2017. Additionally, no other player in NFL history has recorded three games with five touchdown passes within their first 28 career games.

In NFL history, only five other quarterbacks have recorded three games with five-or-more touchdowns and no interceptions in their entire NFL career: **Drew Brees** (seven), **Tom Brady** (six), **Peyton Manning** (five), **Ben Roethlisberger** (five) and **Aaron Rodgers** (five).

In 2018, Watson joined **John Elway**, **Ben Roethlisberger** and **Alex Smith** as the only quarterbacks to throw for five-or-more touchdowns on 20-or-fewer pass attempts in a game since 1980.

Watson threw four touchdown passes in the second half of two his five-touchdown performances (2017, 2018), which ties for the second-most second-half touchdown passes in a game in NFL history, trailing only **Peyton Manning** (five in Week 1 of 2013). Watson and **Dan Marino** are the only two players in NFL history to throw four-or-more touchdowns in the second half of multiple games.

In 2017, Watson became the fourth rookie in NFL history to throw for five-or-more touchdown passes in a game, joining **Ray Buivid** (1937), **Matthew Stafford** (2009) and **Jameis Winston** (2015).

DESHAUN WATSON'S FIVE TD PERFORMANCES



Week 5 of 2017 season (10/08/17) - L, 34-42

Cmp	Att	Pct	Yds	Y/A	TD	Int	Lg	Rate
16	31	51.6	261	8.42	5	0	48t	119.8



Week 8 of 2018 season (10/25/18) - W, 42-23

Cmp	Att	Pct	Yds	Y/A	TD	Int	Lg	Rate
16	20	80.0	239	11.95	5	0	73t	156.0



Week 5 of 2019 season (10/06/19) - W, 53-32

Cmp	Att	Pct	Yds	Y/A	TD	Int	Lg	Rate
28	33	84.8	426	12.91	5	0	51	158.3

DESHAUN WATSON NOTES

MR. OCTOBER

The NFL named Texans QB **Deshaun Watson** the AFC Offensive Player of the Month for October. This marked Watson's second Player of the Month award in his NFL career after winning as a rookie in October of 2017. He is one of 10 Texans to earn AFC Player of the Month honors and the third offensive player in team history, joining **Andre Johnson** (2008, 2012) and **Arian Foster** (2010, 2011). This marks the 18th time a Texan has won in franchise history and the first since **Ka'imi Fairbairn** in December of 2018.

In October, Watson was 108-for-148 passing (73.0 percent) for 1,293 passing yards (8.74 yards per attempt), 10 passing touchdowns and a 110.6 passer rating. He also ran for 167 yards and two touchdowns while leading the Texans to a 3-1 record. Watson led the AFC in passing yards and passing touchdowns while ranking second in completions, yards per attempt and passer rating. He also ranked second among AFC quarterbacks in rushing yards and tied for first in rushing touchdowns.

Watson led the AFC with 10 passing touchdowns in October while no other AFC quarterback had over six. He also led the Texans to 134 points scored in the month, which led the NFL, and 1,843 total net yards, which led the AFC. Watson threw three-or-more touchdown passes in two October games (Week 5 and Week 8) and posted over 300 passing yards twice (Week 5 and Week 7). He became the first player in NFL history to have at least 15 passing touchdowns (16) and five rushing touchdowns (five) in the first eight games of a season.

In Week 5 vs. Atlanta, Watson completed 28-of-33 passes (84.8 %) for a single-game career-high 426 passing yards, five touchdowns, no interceptions and a single-game franchise-record 158.3 rating. He also ran for 47 yards on four carries (11.8 avg.) and was named the AFC Offensive Player of the Week. Watson became the first player to throw for at least 400 yards and five touchdowns with five-or-fewer incompletions in a single game in NFL history. He also became the third quarterback since 1950 to post at least 400 passing yards, five passing touchdowns and a 158.3 passer rating.

In Week 6 at Kansas City, Watson completed 30-of-42 passes (71.4%) for 280 yards, one touchdown and a 77.5 rating while also running for 42 yards and two touchdowns on 10 carries (4.2 avg.). In Week 7 at Indianapolis, Watson completed 23-of-34 passes (67.6%) for 308 yards, one touchdown and an 81.5 rating. He also ran for 32 yards on three carries (10.7 avg.). In Week 8 vs. Oakland, Watson completed 27-of-39 passes (69.2%) for 279 yards, three touchdowns, no interceptions and a 115.2 rating while running for 46 yards on 10 carries (4.6 avg.).

LIST OF TEXANS AFC PLAYER OF THE MONTH AWARD WINNERS

Player	Award	Month	Season
Deshaun Watson	Offensive	October	2019
Ka'imi Fairbairn	Special Teams	December	2018
J.J. Watt	Defensive	September	2018
Deshaun Watson	Offensive	October	2017
Quintin Demps	Defensive	December	2016
Whitney Mercilus	Defensive	December	2015
J.J. Watt	Defensive	November	2015
J.J. Watt	Defensive	December	2014
J.J. Watt	Defensive	September	2014
J.J. Watt	Defensive	December	2012
Andre Johnson	Offensive	November	2012
J.J. Watt	Defensive	September	2012
Connor Barwin	Defensive	November	2011
Arian Foster	Offensive	October	2011
Arian Foster	Offensive	September	2010
Andre Johnson	Offensive	October	2008
Marcus Coleman	Defensive	September	2003
Chad Stanley	Special Teams	September	2002

FULLY LOADED

QB **Deshaun Watson** has thrown 15 touchdown passes to WR **DeAndre Hopkins** and 14 to WR **Will Fuller V** while maintaining a 104.2 passer rating in 18 games played together. Overall, Watson has thrown 22 touchdown passes to Hopkins in 33 games together.

As a team, the Texans are 11-7 while averaging 29.1 points per game and 398.1 total net yards per game when all three play.

WATSON, HOPKINS & FULLER IN 18 GAMES PLAYED TOGETHER

QB DESHAUN WATSON

Cmp	Att	Pct	Yds	Y/A	TD	Int	Lg	Rate
391	586	67.2	5,123	8.7	43	16	73t	104.2



WR DEANDRE HOPKINS

Tgts	Rec	Yds	Avg	Lg	TD
174	118	1,621	13.7	72t	15



WR WILL FULLER V

Tgts	Rec	Yds	Avg	Lg	TD
116	79	1,232	15.6	73t	14



WATSON'S WEEKLY AWARDS

The NFL has named Texans QB **Deshaun Watson** the AFC Offensive Player of the Week two times this season, once following a 27-20 victory over the Los Angeles Chargers in Week 3 and then following a 53-32 victory over the Atlanta Falcons in Week 5. He has now won the award three times in his NFL career (Week 4 of 2017).

In Week 3, Watson completed 25-of-34 passes (73.5 percent) for 351 yards, three touchdowns, no interceptions and a 135.8 rating while also running for 18 yards on seven carries (2.6 avg.).

In Week 5, he completed 28-of-33 passes (84.8 percent) for 426 yards, five touchdowns, no interceptions and a perfect 158.3 passer rating. He also ran for 47 yards on four carries (11.8 avg.).

Watson's awards mark the 46th time a Texan has been named Player of the Week in team history and 15th time Houston has won the AFC Offensive Player of the Week award in team history.

WATSON'S WORLD

In Weeks 3-5 last season, QB **Deshaun Watson** recorded 375 passing yards and 30 rushing yards in three consecutive games, which is the longest streak by a player in NFL history. In fact, no other player in league history has recorded at least 375 passing yards and 30 rushing yards in back-to-back games.

After his performance in Week 5 vs. Atlanta, Watson has now registered at least 375 passing yards and 30 rushing yards five times in his career, which is already the most by any player in league history.

Watson is one of four players in NFL history with 375 passing yards in three straight games, joining **Kurt Warner** (2000), **Tom Brady** (2011) and **Ryan Fitzpatrick** (2018). In 2018, Watson became the first player in NFL history with 1,500-or-more passing yards and 200-or-more rushing yards through the first five games of a season.

In Week 4, Watson became the third quarterback since the NFL/AFL merger and fourth quarterback ever to throw for at least 375 yards and two touchdowns while also rushing for 40 yards and a touchdown in a game. The other three are **Chad Henne** (2011), **Matt Hasselbeck** (2002) and **Al Dorow** (1960).

375+ PASS YARDS IN THREE-STRAIGHT GAMES, NFL HISTORY

Player	Team	Season	Weeks
Deshaun Watson	HOU	2018	3-5
Ryan Fitzpatrick	TB	2018	1-3
Tom Brady	NE	2011	1-3
Kurt Warner	STL	2000	1-3

2018 ACCOMPLISHMENTS

QB **Deshaun Watson** logged 4,165 passing yards, 26 passing touchdowns, 551 rushing yards and five rushing touchdowns in 2018. Below are some of his accomplishments from the season:

- ✦ Became the first player in NFL history to record at least 4,000 passing yards, 25 passing touchdowns, 500 rushing yards and five rushing touchdowns in a single season
- ✦ Named to his first-career Pro Bowl appearance
- ✦ Became the first quarterback to throw for at least 25 touchdowns and fewer than 10 interceptions in a season in franchise history
- ✦ Became the second quarterback to throw for at least 4,000 yards in a season in franchise history (**Matt Schaub**)
- ✦ Attempted 207 consecutive passes without an interception (Weeks 11-17), which is a franchise record and ended the regular season as the longest streak in the NFL
- ✦ Conducted five game-winning drives in the fourth quarter or overtime
- ✦ Recorded the second-most touchdown passes and third-most passing yards in a season in Texans history
- ✦ Logged the most rushing yards (551) and rushing touchdowns (five) by a quarterback in a season in franchise history
- ✦ Registered a touchdown pass in 20 consecutive games from Week 3 of 2017 to Week 16 of 2018, which marks the longest streak in Texans history
- ✦ Became the first Texans player to throw for 300-or-more yards in four consecutive games (Weeks 2-5) since **Matt Schaub** in 2010, which is also tied for the longest streak of 300-or-more passing yards in team history
- ✦ Posted the third-most 300-yard passing games in a single season in franchise history (five)
- ✦ Closed his last nine games 193-for-264 passing (73.1%) for 2,228 yards, 16 touchdowns, two interceptions and a 115.2 passer rating
- ✦ Led the NFL in passer rating from Weeks 8-17 at 115.2
- ✦ Became the first player in NFL history to record 375 passing yards and 30 rushing yards in three consecutive games (Weeks 3-5)
- ✦ Became the first player in NFL history with 1,500 passing yards and 200 rushing yards through the first five games of a season

PLAYOFF DEBUT

In the Wild Card game vs. Indianapolis last season, QB **Deshaun Watson** joined **Donovan McNabb** and **Colin Kaepernick** as the only quarterbacks to throw for at least 200 yards and rush for 75 yards in a postseason game since 2000. Watson is the youngest player in NFL history to accomplish the feat at age 23 and sixth player overall, joining **Kaepernick**, **McNabb**, **Steve Young** (1996), **Randall Cunningham** (1991) and **Otto Graham** (1950).

Watson completed 29-of-49 passes (59.2%) for 235 yards, one touchdown, one interception and a 69.7 rating. He also ran for a team-high 76 yards on eight carries (9.5 avg.) and recorded the most rushing yards in a regular season or postseason game in his career.

Watson's 235 passing yards are the third-most by a player in a playoff game in franchise history, trailing **Matt Schaub** (343 and 262 in the 2012 postseason). Watson also set a franchise record for the most career postseason rushing yards by a quarterback with 76.

PLAYERS WITH 200+ PASS YARDS AND 75+ RUSH YARDS IN POSTSEASON GAME, SINCE 2000

Player	Tm	Season	Opp	PYds	TD	RYds	TD
Deshaun Watson	HOU	2019	IND	235	1	76	0
Colin Kaepernick	SF	2014	GB	227	1	98	0
Colin Kaepernick	SF	2013	GB	263	2	181	2
Donovan McNabb	PHI	2004	GB	248	2	107	0

ROOKIE ACCOMPLISHMENTS

As a rookie in 2017, QB **Deshaun Watson** played in seven games (six starts) and completed 126-of-204 passes (61.8%) for 1,699 yards and a single-season rookie franchise record 19 touchdowns. He also rushed for 269 yards on 36 attempts (7.5 avg.) and two touchdowns. Below are some of his accomplishments from that season:

- ✦ Set the NFL record for most passing touchdowns (18 in Weeks 3-8) by a rookie over any five-game span in NFL history
- ✦ Led all rookies in passing touchdowns (19), total touchdowns (21) and passer rating (103.0)
- ✦ Led the Texans to 30-point outputs in five straight games for the first time in franchise history and led the league's highest-scoring offense (30.7 points per game) at the time of his injury
- ✦ Joined **Fran Tarkenton** (1961) as the only rookies in NFL history to record three games with four-or-more passing touchdowns
- ✦ Became the fifth quarterback and first rookie in NFL history to have a five-game stretch of at least 225 pass yards and 20 rush yards
- ✦ Became the first rookie quarterback in NFL history with five-or-more total touchdowns in back-to-back games (Weeks 4-5)
- ✦ Became the second rookie quarterback in NFL history and first quarterback in team history to throw for four-or-more touchdowns in back-to-back games (**Robert Griffin III** in 2012)
- ✦ Became the first rookie quarterback in NFL history to throw for at least 260 passing yards and 20 rushing yards in three straight games
- ✦ Became the first rookie quarterback in NFL history with two games of at least 300 passing yards and 40 rush yards (Week 3 & 8)
- ✦ Became the first rookie quarterback with at least 400 passing yards in a game since **Andrew Luck** (2012)
- ✦ Joined **Cam Newton** (2011) as the only rookies in NFL history to average at least 240 passing yards and 35 rushing yards per game and the sixth quarterback in NFL history to do so (min. five starts)
- ✦ Led the Texans to back-to-back wins in overtime in Weeks 4-5 for the first time since Weeks 11-12 of the 2012 season

OCTOBER 2017

- ✦ Named the AFC Offensive Player of the Month and the NFL Offensive Rookie of the Month.
- ✦ Became the first rookie quarterback in NFL history to win AFC Offensive Player of the Month
- ✦ Threw 16 passing touchdowns in October, which is the most ever by a rookie in a calendar month in NFL history and the second-most by any player in October in NFL history

WEEK 8 AT SEATTLE (2017)

- ✦ Became the first player in NFL history with at least 400 passing yards, four passing touchdowns and 50 rushing yards in a game
- ✦ Became the first player in NFL history with 400 passing yards on fewer than 20 completions since **Steve McNair** (2003) and the only rookie in NFL history to do so
- ✦ Threw for 402 yards, which marks the fifth-highest total by a quarterback in team history and the most since 2012

WEEK 4 VS. TENNESSEE (2017)

- ✦ Named the AFC Offensive Player of the Week, making him the first rookie quarterback in franchise history to win the award
- ✦ Became the third rookie quarterback with at least four touchdown passes and a rushing touchdown in a game. Watson is the first since **Fran Tarkenton** in 1961
- ✦ Joined **Fran Tarkenton** as the only rookie quarterbacks in NFL history with at least 250 passing yards, four touchdown passes and a rushing touchdown in a game
- ✦ Led Houston to 57 points, which set a franchise record and marked the third-highest point total in NFL history with a rookie QB

WILL FULLER V NOTES

TOUCHDOWN TARGET

WR **Will Fuller V** is one of three players in the NFL to record at least 12 receiving touchdowns on less than 150 targets since 2017 and the only wide receiver to accomplish the feat, joining O.J. Howard and Texans TE **Darren Fells**. Fuller has 14 scores on just 144 targets in 24 games over that span.

Fuller has the most receiving touchdowns (16) by a player through their first 38 career games in Texans history. He was also the first Texans player to catch 10 touchdowns in his first 25 career games.

12+ REC TDS ON LESS THAN 150 TARGETS SINCE 2017

Player, Team	Targets	TDs
Will Fuller V, HOU	144	14
O.J. Howard, TB	113	12
Darren Fells, HOU	72	12

FULL EXPLOSION

In Week 5 vs. Atlanta, WR **Will Fuller V** set new single-game career highs in receptions (14), receiving yards (217) and receiving touchdowns (three). He became the first Texans player to record 100 receiving yards and two touchdowns in the first half of a game since **Andre Johnson** (190 yards and three touchdowns) in Week 9 of 2013 vs. Indianapolis.

Fuller has recorded at least one reception in all 38 career games, which is the second-longest streak in team history to start a career behind only **DeAndre Hopkins** and passes **Arian Foster** for the fourth-longest overall reception streak in team history.

Fuller has 450 receiving yards and three touchdowns on 34 receptions (13.2 avg.) in seven games (seven starts) this season.

MOST RECEPTIONS IN A GAME, TEXANS HISTORY

Rk	Player	Date	Opp	Rec
1t	Will Fuller V	10/06/19	Atl	14
1t	Andre Johnson	11/18/12	Jax	14
3	Andre Johnson	12/05/13	Jax	13

MOST REC. YARDS IN A GAME, TEXANS HISTORY

Rk	Player	Date	Opp	Yds
1	Andre Johnson	11/18/12	Jax	273
2	DeAndre Hopkins	11/30/14	Ten	238
3	Andre Johnson	11/03/13	Ind	229
4	DeAndre Hopkins	10/29/17	Sea	224
5	Will Fuller V	10/06/19	Atl	217

MOST REC. TDs IN A GAME, TEXANS HISTORY

Rk	Player	Date	Opp	TD
1t	Will Fuller V	10/06/19	Atl	3
1t	DeAndre Hopkins	10/08/17	KC	3
1t	Andre Johnson	11/03/13	Ind	3

LONGEST RECEPTION STREAKS TO START CAREER, TEXANS HISTORY

Rk	Player	Seasons	Streak
1	DeAndre Hopkins	2013-active	102
2	Will Fuller V	2016-active	38
3	Andre Johnson	2003-07	35

LONGEST RECEPTION STREAKS, TEXANS HISTORY

Rk	Player	Seasons	Streak
1	Andre Johnson	2005-14	133
2	DeAndre Hopkins	2013-active	102
3	Owen Daniels	2006-13	88
4	Will Fuller V	2016-active	38
5	Arian Foster	2010-12	37



ASCENDING ABOVE ATLANTA

In Week 5 vs. Atlanta, WR **Will Fuller V** finished with 217 receiving yards and three touchdowns on 14 receptions (15.5 avg.). He joined **Jimmy Smith** (Week 2 of 2000), **Jerry Rice** (Week 16 of 1995) and **Steve Largent** (Week 6 of 1987) as the only players to record at least 14 receptions, 200 receiving yards and three touchdowns in a game in NFL history. Fuller, 25, is the youngest to accomplish the feat.

Fuller's 217 receiving yards are tied for the second-most in a game by a player over the last two seasons, trailing only **Amari Cooper's** 226 yard performance in Week 5 vs. Green Bay this season.

Fuller caught a 44-yard touchdown pass from QB **Deshaun Watson** in the fourth quarter, a 33-yarder in the second quarter and a six-yarder in the first quarter. It marked his first three touchdown receptions of the season and he now has 16 in his NFL career (2016-19).

14+ REC, 200+ YARDS & 3+ TDs IN A GAME, NFL HISTORY

	Will Fuller V (25)	2019	14 rec.	217 yds	3 TDs
	Jimmy Smith (31)	2000	15 rec.	291 yds	3 TDs
	Jerry Rice (33)	1995	14 rec.	289 yds	3 TDs
	Steve Largent (33)	1987	15 rec.	261 yds	3 TDs

WHERE THERE'S A WILL, THERE'S A WAY

WR **Will Fuller V** has compiled 79 receptions for 1,232 yards (15.6 avg.) and 14 touchdowns in 18 games with QB **Deshaun Watson**.

WILL FULLER V IN 18 GAMES WITH DESHAUN WATSON

Date	Wk	Opp	Tgts	Rec.	Yds	Avg	Lg	TD
10/1/17	4	Ten	6	4	35	8.8	16t	2
10/8/17	5	KC	3	2	57	28.5	48t	2
10/15/17	6	Cle	5	2	62	31	39t	1
10/29/17	8	at Sea	8	5	125	25	59t	2
9/16/18	2	at Ten	9	8	113	14.1	39t	1
9/23/18	3	NYG	11	5	101	20.2	37	1
9/30/18	4	at IND	5	4	49	12.3	22	1
10/7/18	5	DAL	3	2	15	7.5	10	0
10/14/18	6	BUF	3	2	33	16.5	17	0
10/21/18	7	at Jax	8	6	68	11.3	18	0
10/25/18	8	Mia	6	5	124	24.8	73t	1
9/9/19	1	at NO	3	2	69	34.5	54	0
9/15/19	2	Jax	7	4	40	10	28	0
9/22/19	3	at LAC	7	5	51	10.2	30	0
9/29/19	4	CAR	6	3	23	7.7	12	0
10/06/19	5	ATL	16	14	217	15.5	44t	3
10/13/19	6	at KC	9	5	44	8.8	12	0
10/20/19	7	at IND	1	1	6	6.0	6	0
Totals			116	79	1,232	15.6	73t	14

WILL FULLER V NOTES

BIG PLAY THREAT



FULLER V

WR **Will Fuller V** has recorded four receptions of 50-or-more yards in his NFL career (2016-19), including one in each season. The only other players in the NFL that have recorded one reception of 50-or-more yards in each season since 2016 are **Amari Cooper**, **Davante Adams**, **Julio Jones**, **Brandin Cooks**, **Sammy Watkins**, **Golden Tate** and **Robby Anderson**.

In Week 1 at New Orleans, Fuller grabbed a 54-yard pass from QB **Deshaun Watson**, which marked the fifth-longest in a season opener in franchise history. Fuller's longest reception of his NFL career was a 73-yard touchdown pass from Watson in Week 8 of 2018 at Miami.

KEEPIN IT 100

WR **Will Fuller V** has eclipsed 100 receiving yards seven times in his NFL career, including a career-high three times in 2018.

In Week 5 vs. Atlanta, Fuller posted the fifth-most receiving yards by a player in a game in franchise history (217). He also became the first Texans player to record 100 receiving yards and two touchdowns in the first half of a game since **Andre Johnson** (190 yards and three touchdowns) in Week 9 of 2013 vs. Indianapolis.

WILL FULLER V'S CAREER GAMES WITH 100+ REC. YDS (7)

Date	Wk	Opp	Tgts	Rec.	Yds	Avg	Lg	TD
09/11/16	1	Chi	11	5	107	21.4	35	1
09/18/16	2	KC	7	4	104	26	53	0
10/29/17	8	@Sea	8	5	125	25	59t	2
09/16/18	2	@Ten	9	8	113	14.1	39t	1
09/23/18	3	NYG	11	5	101	20.2	37	1
10/25/18	8	Mia	6	5	124	24.8	73t	1
10/06/19	5	Atl	16	14	217	15.5	44t	3

WELCOME TO THE NFL

In 2016, WR **Will Fuller V** became the fourth player with back-to-back 100-yard receiving performances to open his NFL career.

In Week 1 vs. Chicago, Fuller caught five passes for 107 yards (21.4 avg.) and one touchdown. He became the first rookie first-round pick to post a 100-yard receiving game in a season opener since **Louis Lipps** (1984) and the first Texans rookie with 100 receiving yards and a touchdown in a season opener. In Week 2 vs. Kansas City, Fuller went for 104 yards on four receptions (26.0 avg.).

For the season, Fuller recorded 47 receptions for 635 yards (13.5 avg.) and two touchdowns. His 635 yards are the third-most receiving yards posted by a rookie in team history, trailing **Andre Johnson** (976 in 2003) and **DeAndre Hopkins** (802 in 2013).

In Week 4 of 2016 vs. Tennessee, Fuller posted seven receptions for 81 yards and a touchdown, while also returning a punt 67 yards for a score. He became the first player in team history with a receiving and punt return touchdown in a game. He was also the first rookie to produce over 300 scrimmage yards and a punt return touchdown in his team's first four games since **Hugh McElhenny** in 1952.

BACK-TO-BACK 100-YARD REC. GAMES TO START CAREER

	Will Fuller V	HOU	2016
	DeSean Jackson	PHI	2008
	Lionel Taylor	DEN	1960
	Harlon Hill	CHI	1954

SCORING IN BUNCHES

WR **Will Fuller V** owns four career games with multiple touchdown receptions, including tying a single-game franchise record with three receiving touchdowns in Week 5 vs. Atlanta. Fuller joins **DeAndre Hopkins** (2017) and **Andre Johnson** (2013) as the only players in team history to catch three touchdowns in a single game.

WILL FULLER V'S CAREER GAMES WITH MULTIPLE TDs (4)

Date	Wk	Opp	Tgts	Rec.	Yds	Avg	Lg	TD
10/01/17	4	Ten	6	4	35	8.8	16t	2
10/08/17	5	KC	3	2	57	28.5	48t	2
10/29/17	8	@Sea	8	5	125	25.0	59t	2
10/06/19	5	Atl	16	14	217	15.5	44t	3

FULLER FORCE

In 2017, WR **Will Fuller V** scored a touchdown on seven of his first 11 receptions of the season and became the first player since 1991 to reach seven receiving touchdowns on 11-or-fewer receptions.

Fuller became the second player in franchise history with six-or-more receiving touchdowns in a four-game span (Weeks 4-8), joining WR **DeAndre Hopkins** (Weeks 5-9 in 2017), and the fourth player in team history with a touchdown reception in four straight games.

For the season, Fuller compiled 28 receptions for 423 yards (15.1 avg.) and a career-high seven touchdowns in 10 games. He had an NFL-best three games with multiple receiving touchdowns, which is tied for the most in a season in team history.

Fuller also became the second player in team history to record multiple touchdown receptions in consecutive games when he caught two scores in Week 4 vs. Tennessee and in Week 5 vs. Kansas City.

MULTIPLE TOUCHDOWN RECEPTIONS IN CONSECUTIVE GAMES, TEXANS HISTORY

	WR Will Fuller V	2017	Weeks 4-5
	WR Andre Johnson	2013	Weeks 9-10

DYNAMIC DUO

In 2017, WR **DeAndre Hopkins** (13) and WR **Will Fuller V** (seven) combined for 20 receiving touchdowns, which was the most by a pair of teammates in 2017 and in franchise history.

From Week 4-8, Fuller V and Hopkins each had a touchdown in four consecutive games, becoming the first teammates to do so since Packers WR **Jordy Nelson** and WR **Randall Cobb** in 2014. Fuller and Hopkins each had six-or-more touchdowns in the four-game span, becoming the first teammates to accomplish that feat since Jets WR **Al Toon** and WR **Wesley Walker** in 1986.

In Week 8 at Seattle, Hopkins (224) and Fuller V (125) combined for the most receiving yards (349) by any tandem in a single NFL game since Detroit WR **Calvin Johnson** (329) and WR **Kris Durham** (54) tallied 383 yards in Week 8 of the 2013 season.

The last teammates in the NFL with a combined 340-or-more yards and three-or-more receiving touchdowns in a game were Texans WR **Andre Johnson** (273 yards, one TD) and TE **Garrett Graham** (82 yards, two TDs) in Week 11 of the 2012 season.

In Week 5, Hopkins (three) and Fuller (two) each had multiple receiving touchdowns, which marked the first time in franchise history that the Texans had two players with multiple receiving touchdowns in the same game. It also marked the first pair of teammates with multiple games of multiple receiving touchdowns in the same season in franchise history.

WHITNEY MERCILUS NOTES

NO MERCI

OLB **Whitney Mercilus** became just the third player to record at least 5.0 sacks and four forced fumbles in his team's first four games of a season, joining **J.J. Watt** (2018) and **Khalil Mack** (2018). Mercilus and Mack were the only two players to also add an interception.

Mercilus recorded a sack in four consecutive games (Weeks 1-4) and a forced fumble in three-straight games (Weeks 2-4) for the first time in his NFL career. **Antonio Smith** (2011) is the only other player in team history to record a sack in each of the first four weeks.

Mercilus has already recorded a single-season career-high four forced fumbles in 2019, including three that were recovered by the Texans, and he has 34 total tackles through Week 11.

WHERE WHITNEY MERCILUS RANKS IN THE AFC IN 2019

Category	Mercilus	AFC RK	AFC Leader
Sacks	5.5	t-14th	T.Watt - 10.5
Sack Yards	41.5	14th	T.Watt - 73
Forced Fumbles	4	t-1st	Tied w/ T.Watt
Forced Recoveries	1	t-18th	D.Bush - 4
Tackles for Loss	7	t-12th	J.Bosa - 12
Quarterback Hits	9	t-18th	T.Watt - 24

WATCH ME WHIT



In Week 1 at New Orleans, OLB **Whitney Mercilus** finished with six total tackles, 1.0 sack, one interception, one tackle for loss, one quarterback hit and one pass defended. He is one of 16 players in the NFL in 2019 and the first Texan since **Tyrann Mathieu** in Week 7 of 2018 to record a sack and an interception in the same game. Mercilus sacked Saints QB **Drew Brees** in the fourth quarter and intercepted Brees at the Texans' four-yard line in the first quarter. The interception marked the first of Mercilus' NFL career (2012-19).

MERCILUS Brees in the fourth quarter and intercepted Brees at the Texans' four-yard line in the first quarter. The interception marked the first of Mercilus' NFL career (2012-19).

WHEN IT MATTERS MOST

Since 2015, OLB **Whitney Mercilus** leads the NFL in postseason sacks with 6.0 in four games. He recorded 3.0 sacks in both the 2015 and 2016 postseasons, including posting a franchise single-game postseason record 3.0 sacks, four quarterback hits and three tackles for loss against the Chiefs in the 2015 Wild Card round.

Mercilus ranks tied for third in postseason tackles for loss with seven since 2015, trailing only **James Harrison** (eight) and **Trey Flowers** (eight). He is also tied for fourth in quarterback hits with nine.

Mercilus recorded 3.0 sacks in both the 2015 and 2016 postseasons. He posted five quarterback hits and four tackles for loss in two postseason games in 2016, including 2.0 sacks, two quarterback hits and three tackles for loss vs. Oakland in the Wild Card round.

WHITNEY MERCILUS IN THE POSTSEASON SINCE 2015

Category	Mercilus	NFL RK
Sacks	6.0	1st
Tackles for loss	7	t-3rd
Quarterback hits	9	t-4th

SACK ATTACK

In 2015, DE **J.J. Watt** led the NFL with 17.5 sacks, while OLB **Whitney Mercilus** tied for sixth with a career-high 12.0. The two combined for 29.5 sacks, which led the league and set a franchise record for the most sacks between two teammates in a season.

In Week 17 against Jacksonville (1/3/16), Houston set a single-game team record with 8.0 sacks. Mercilus led the team with 3.5 sacks, while Watt posted 3.0, as they became the first pair in Texans history to record 3.0-or-more sacks apiece in a game.

WHITNEY'S WEEK 2

OLB **Whitney Mercilus** was named the AFC Defensive Player of the Week following his performance in Week 2 vs. Jacksonville. It marked his second career Player of the Week award and first since Week 1 of 2016. It marked the 17th time a Texans player has been named Player of the Week on defense.

In Week 2, Mercilus finished with 2.0 sacks, two forced fumbles, three quarterback hits and three tackles. He had two strip-sacks on Jaguars rookie QB **Gardner Minshew II**, including one in the fourth quarter that was recovered by DE **J.J. Watt** at the Jacksonville 11-yard line to set up the game-deciding touchdown.

Mercilus is one of 14 NFL players with multiple forced fumbles in a game in 2019 and owns two career games with multiple forced fumbles (Week 7 of 2018 at Jacksonville).

MOVING UP THE RECORD BOOKS

OLB **Whitney Mercilus** ranks third in Texans history in career sacks behind **J.J. Watt** (96.0) and **Mario Williams** (53.0). He also has 11 career games with 2.0-or-more sacks, which is the third-most in team history behind Watt (25) and Williams (12). Mercilus owns three games with multiple tackles for loss this season and 17 such games in his NFL career, which ties **Jadeveon Clowney** (17) for second in Texans history behind Watt (43). He also owns 22 career games with multiple quarterback hits, which ranks fourth in team history.

WHITNEY MERCILUS' CAREER BY THE NUMBERS

48.0
Career sacks, ranks third in Texans history
61
Career tackles for loss, ranks third in Texans history
98
Career quarterback hits, ranks tied for second in Texans history
13
Career forced fumbles, ranks second in Texans history
8
Career fumble recoveries, ranks third in Texans history
11
Career games with 2.0+ sacks, ranks third in Texans history
6.0
Career postseason sacks, Texans all-time leader

RAREFIED AIR

In 2015, OLB **Whitney Mercilus** became the fifth NFL player since sacks became an official stat to record two games with 3.5-or-more sacks in a single season. He joined **Chris Doleman** (San Francisco, 1998), **Karl Mecklenburg** (Denver, 1985), **Michael Strahan** (New York Giants, 2001) and **Reggie White** (Philadelphia, 1986) as the only players to accomplish the feat in NFL history. Of those players, Mercilus is the only one to add a 3.0-sack game in the playoffs.

Mercilus recorded 3.5 sacks, seven tackles, four quarterback hits and four tackles for loss in Week 8 vs. Tennessee (11/1/15) and then posted 3.5 sacks, five tackles, three quarterback hits, two tackles for loss, one forced fumble and one fumble recovery in Week 17 vs. Jacksonville (1/3/16).

That season, Mercilus set personal bests in sacks (12.0) and tackles for loss (14). He also added 50 total tackles, 16 quarterback hits, two fumble recoveries and one forced fumble.

RECEIVING NOTES

CAN'T SIT STILLS



STILLS

In Week 7 at Indianapolis, WR **Kenny Stills** finished with 105 receiving yards on four receptions (26.3 avg.). The performance marked his eighth career game with 100-or-more receiving yards and first since Week 14 of 2018 vs. New England (135 yards).

Stills caught a season-long 45-yard pass in the third quarter that set up Houston's first touchdown of the game then grabbed a 41-yard pass in the fourth quarter that led to Houston's second score.

Stills owns 24 career receptions of 40-or-more yards, which is the eighth-most since entering the league in 2013. He also owns six career games with 100-or-more receiving yards on five-or-less receptions, which is tied for the third-most in the NFL since 2013, trailing **T.Y. Hilton** and **DeSean Jackson**.

GAMES WITH 100+ REC. YDS ON 5-OR-LESS CATCHES, 2013-19

Rk	Player	Rec (40+ Yds)
1	DeSean Jackson, PHI	13
2	T.Y. Hilton, IND	7
3t	Kenny Stills, HOU	6
3t	Tyrell Williams, OAK	6
5t	Will Fuller V, HOU	5
5t	Five other players tied	5

KENNY THE JET

In Week 1 at New Orleans, WR **Kenny Stills** caught a 37-yard touchdown pass from QB **Deshaun Watson** late in the fourth quarter. It marked his 24th touchdown reception of more than 20 yards, which is the third-most in the NFL since 2013.

Stills has a reception in 50 consecutive games and has posted at least 25 receptions while maintaining a yards per catch average above 14.0 in each season from 2013-18, joining **A.J. Green** and **T.Y. Hilton** as the only players to do so.

Stills tied for sixth in the NFL in touchdown receptions (nine) in 2016 and his 17.3 yards per catch average ranked third. As a rookie, he also led the NFL in yards per reception (20.0 avg.).

MOST TD RECEPTIONS OF 20+ YARDS IN THE NFL SINCE 2013

	1. Antonio Brown	36
	2. DeSean Jackson	25
	3. Kenny Stills	24
	4. DeAndre Hopkins	22

EXPLOSIVE ADDITION

WR **Kenny Stills** has registered 285 receptions for 4,532 yards (15.9 avg.) and 33 touchdowns since entering the NFL in 2013. In Week 9 at Jacksonville, Stills became the first player since **Willie Davis** in 1998 to surpass 4,500 receiving yards on less than 300 career receptions. He ranks second in the NFL in yards per catch since 2013 and is one of just five NFL wide receivers to catch at least six touchdowns in each season from 2016-18.

NFL RECEIVING AVERAGE LEADERS SINCE 2013 (min. 200 rec)

	1. DeSean Jackson	17.4
	2. Kenny Stills	15.9

FELLS SO GOOD

TE **Darren Fells** has recorded 25 receptions for 263 yards (10.5 avg.) and six touchdowns on 34 targets this season. He is tied for the NFL lead among tight ends in touchdowns (**Austin Hooper** and **Mark Andrews**) and tied for the most touchdown receptions by a tight end in a season in Texans history (**Owen Daniels** in 2012 and **Joel Dreessen** in 2011).

Fells has set new single-season career highs in receiving touchdowns and receptions while posting the second-most receiving yards in his career (311 in 2015). He is the only NFL player with six-or-more touchdowns on less than 40 targets in 2019 and the only player in the NFL with more than 10 receiving touchdowns (12) on less than 100 targets (72) since 2017.

Fells is the first tight end in team history to record two touchdowns in multiple games of a season (Week 5 and Week 8), which marks a single-game career high. He is just the fifth tight end in team history to record two touchdowns in a game, joining **Owen Daniels**, **Garrett Graham**, **Jordan Thomas** and **Jordan Akins**.

Fells posted his third career game with multiple touchdowns in Week 8 vs. Oakland, which ties for the second-most among tight ends since 2017. He is only tight end in the NFL with multiple games recording at least two touchdowns in 2019 and he now owns 16 touchdown receptions overall in his career (2014-19).

In Week 8, Fells posted 58 receiving yards and two touchdowns on six receptions (9.7 avg.). He tied his single-game career high in receptions (Week 6) and tallied his third career game and third this season with at least five receptions. In Week 6 at Kansas City, Fells had 69 yards on six receptions (11.5 avg.), which marked his second-most yards gained in a game (82 in Week 1 of 2015).

MOST MULTI-TOUCHDOWN GAMES BY A TIGHT END, 2017-19

Rk	Player	Games
1	Travis Kelce, KC	4
2t	Darren Fells, HOU	3
2t	Zach Ertz, PHI	3
2t	Eric Ebron, IND	3
2t	Kyle Rudolph, MIN	3

HISTORIC DEBUT

In Week 4 at Indianapolis last season, WR **Keke Coutee** finished with 109 receiving yards on 11 receptions (9.9 avg.). He recorded the most receptions (11) by a player in their NFL debut since the NFL/AFL merger and the second-most ever, trailing **Sid Banks'** 13 receptions for the Oilers in 1964.

Coutee set a team record for the most receiving yards (109) by a player in his debut, passing WR **Will Fuller V** (107 in Week 1 of 2016 vs. Chicago). Additionally, Coutee and WR **DeAndre Hopkins** (10 receptions) became the third pair of receivers in Texans history to each record 10 receptions in a game and first since **Andre Johnson** and **Kevin Walter** in Week 2 of 2010.

After Weeks 5-6, Coutee notched the most receptions (20) through a player's first three games in franchise history and the fourth-most through a player's first three games in NFL history, trailing only Boldin (23), Cooper (21) and **Saquon Barkley** (21).

In the Wild Card game vs. Indianapolis, Coutee caught 11 passes for 110 receiving yards (10.0 avg.) and one touchdown. He joined **Calvin Johnson** as the only players to record at least 10 receptions and one touchdown in a postseason debut since 2010.

Coutee also set the franchise record for most receptions in a post-season game and recorded the second-most receiving yards in a playoff game in team history. He also set the Texans record for most receiving yards in a player's first-career postseason game, passing **Andre Johnson** in 2011 (90 vs. Cincinnati).

LINEBACKER NOTES

B-MAC ON THE ATTACK

ILB **Benardrick McKinney** leads the AFC in tackles since 2016 with 397 total in 58 games. He ranks sixth in team history in career tackles (455) while also compiling 11.0 sacks, 34 tackles for loss, 29 quarterback hits, 12 passes defended, one interception, four forced fumbles and two fumble recoveries. McKinney has nine career games with 10-or-more tackles, which is the seventh-most in franchise history, and seven career games with multiple tackles for loss.

MOST TOTAL TACKLES IN THE AFC SINCE 2016

	1. Benardrick McKinney	HOU	397
	2. Preston Brown	CIN	373
	3. Todd Davis	DEN	359

MAN IN THE MIDDLE

ILB **Benardrick McKinney** ranks second on the team with 68 total tackles this season, which is the third-most through Week 11 in his career (70 in 2018 and 89 in 2016). McKinney has also registered 0.5 sack, four tackles for loss, three quarterback hits, one forced fumble, two fumble recoveries and two passes defended in 2019.

McKinney has finished with the most, or tied for the most, total tackles on the team in each of the last three seasons, joining **DeMeco Ryans** (2006-08) and **Jamie Sharper** (2002-04) as the only players in team history to accomplish that feat.

Last season, McKinney was selected to his first-career Pro Bowl after becoming the first Texans player with at least 100 tackles, one interception and 1.0 sack in a season since **Brian Cushing** in 2011 and setting a single-season career-high with seven passes defended.

BENARDRICK MCKINNEY'S TACKLES BY SEASON (2016-18)

2018 SEASON

Tackles (Solo)	HOU RK	AFC RK	NFL RK
105 (63)	t-1st	t-14th	t-28th



2017 SEASON

Tackles (Solo)	HOU RK	AFC RK	NFL RK
95 (62)	1st	t-14th	t-29th



2016 SEASON

Tackles (Solo)	HOU RK	AFC RK	NFL RK
129 (79)	1st	6th	11th



BENARDRICK'S BREAKOUT


In 2016, ILB **Benardrick McKinney** led the Texans and finished 11th in the NFL (sixth in the AFC) with a single-season career-high 129 tackles as well as a career-high 5.0 sacks. He was the only player in the NFL and the second player in Texans history with at least 100 total tackles and 5.0 sacks in a season, joining **Jamie Sharper** in 2002.

McKinney posted a career-high 16 total tackles in Week 3 at New England in 2016, which tied for the fourth-most total tackles in a game in team history.

MOST TOTAL TACKLES IN A GAME, TEXANS HISTORY

Rk.	Player	Date	Opp	Solo	Ast	Tot
1t.	Brian Cushing	09/21/14	at NYG	8	9	17
1t.	Jamie Sharper	12/14/03	at TB	12	5	17
1t.	Jamie Sharper	11/09/03	at Cin	9	8	17
4t.	Benardrick McKinney	09/22/16	at NE	6	10	16
4t.	Jay Foreman	11/23/03	NE	14	2	16

TACKLING MACHINE



CUNNINGHAM

ILB **Zach Cunningham** leads the Texans with 75 total tackles this season, which is the most through Week 11 in his NFL career. He's also set a new single-season career high in fumble recoveries (two) while tying his career high in tackles for loss (five in 2017).

In Week 4 vs. Carolina, Cunningham led the team with 14 total tackles (eight solo) and one tackle for loss. He set a single-game career high in total tackles and recorded the most tackles by a Texans player since ILB **Benardrick McKinney** in Week 3 of 2016 at New England (15).

Cunningham owns 10 career games with 10-or-more total tackles, which ranks sixth in franchise history, and he already has three this season (Week 2, 4 and 11). In Week 2 vs. Jacksonville, Cunningham led the team with 10 total tackles, 1.0 sack, one tackle for loss, one quarterback hit and one special teams tackle.

LEAVING A SCAR



SCARLETT

OLB **Brennan Scarlett** has already set single-season career highs in total tackles (27), sacks (4.5), quarterback hits (six) and forced fumbles (two) this season. He's also recorded two tackles for loss.

In Week 11 at Baltimore, Scarlett tied his single-game career high with seven total tackles (Week 8 vs. Oakland) and sacked Ravens QB **Lamar Jackson** for a loss of seven yards in the second quarter.

Scarlett has recorded a sack in back-to-back games for the first time in his career (2016-19) to bring his career total to 6.5. He also owns 11 quarterback hits, nine tackles for loss, four passes defended, three forced fumbles, one fumble recovery and one interception.

In Week 9 at Jacksonville, Scarlett finished with two solo tackles, 2.0 sacks, one forced fumble, one tackle for loss and two quarterback hits. He sacked Jaguars QB **Gardner Minshew II** twice in the fourth quarter, including a strip-sack on the final play of the game.

Scarlett tied his single-game career high and posted his second career game with 2.0-or-more sacks (Week 10 of 2017 at the L.A. Rams). He also recorded his second career game with multiple quarterback hits and first since Week 10 of 2017.

ZACH OF ALL TRADES

In 2018, ILB **Zach Cunningham** finished tied for the team lead in total tackles with 105 (73 solo). He also recorded five passes defended, three tackles for loss, two quarterback hits, two forced fumbles, one fumble recovery, two special teams tackles and one interception returned for a touchdown in 14 games.

Cunningham was one of just three players in the NFL to record multiple games with at least 10 total tackles and one forced fumble, joining **Kiko Alonso** and **Bobby Wagner**. He also became the first Texans player to record 10 total tackles and one forced fumble in a game since **Benardrick McKinney** in 2017.

In Week 13 vs. Cleveland, Cunningham picked off Browns QB **Baker Mayfield** and returned it 38 yards for a touchdown for the first interception of his career and first touchdown of his career. Cunningham also became the first Texans player to record double digit tackles in three consecutive games (Weeks 5-7) since **DeMeco Ryans** and **Bernard Pollard** in Weeks 3-5 of 2010.

Cunningham notched 13 total tackles in Week 6, which marked the most by any Texans player since 2016. He also combined with McKinney (11 tackles) for the most total tackles by a pair of Texans since Week 3 of 2010 when **Bernard Pollard** (15) and **Demeco Ryans** (10) combined for 25 total tackles.

SECONDARY NOTES

LEADS IN PDs



JOSEPH

CB **Johnathan Joseph** ranks sixth in NFL history in career passes defended. He's compiled a team-leading eight this season.

Since he began his career in 2006 with Cincinnati, Joseph leads the NFL with 189 passes defended in 194 games. The next closest player in that time is **Tramon Williams** at 148. Joseph also reached 175 passes defended in the third-fewest games (178) in NFL history.

Since joining the Texans in 2011, Joseph leads the NFL with a franchise-record 113 passes defended. In Week 4 vs. Carolina, he notched his 49th career game with multiple passes defended, which ties **Ronde Barber** (49) for the most in NFL history. He has 29 games with multiple passes defended since 2011, which is the most in team history and tied for the second-most in the NFL over that span.

Joseph leads all active cornerbacks and ranks ninth among corners in NFL history with 737 total tackles. He ranks fourth on the team this season with 38 total tackles.

MOST PASSES DEFENSED IN NFL HISTORY

Rk	Player	Seasons	Games	PDs
1	Troy Vincent	1992-06 (15)	207	211
2	Ronde Barber	1997-12 (16)	241	208
3	Charles Woodson	1998-15 (18)	254	205
4	Champ Bailey	1999-13 (15)	215	204
5	Rod Woodson	1987-03 (17)	238	198
6	Johnathan Joseph	2006-19 (14)	194	189

J-JOE ON PATROL

In his 14th career season and ninth with the Texans, CB **Johnathan Joseph** owns a number of franchise records.

JOHNATHAN JOSEPH'S TEXANS RECORDS

16
Career interceptions,
2011-19 (tied with Kareem Jackson)

4
Career interceptions returned for touchdowns,
2011-19

113
Career passes defended,
2011-19

410
Career interception return yards,
2011-19

CAN'T THROW ON J-JOE

CB **Johnathan Joseph** is tied with **Earl Thomas III**, **Mike Adams**, **Dominique Rodgers-Cromartie** for the fourth-most career interceptions (30) among active NFL players, trailing **Aqib Talib** (35), **Richard Sherman** (35) and **Tramon Williams** (33).

Joseph ranks tied for second with **Janoris Jenkins** (seven) among active players in career interceptions returned for a touchdown, trailing **Talib** (10).

In Week 6 of the 2018 season vs. Buffalo, Joseph intercepted a pass from QB **Nathan Peterman** and returned it 28 yards for a touchdown with 1:23 left in the game to give Houston a 20-13 lead. Joseph's pick-six was the fifth interception returned for a touchdown with under two minutes left in the fourth quarter or overtime of a one score game since 1994.

FRESH START

Since being traded from the Raiders prior to Week 8, CB **Gareon Conley** has posted 12 total tackles (nine solo) and six passes defended in three games (three starts). He notched multiple passes defended in back-to-back games for the first time in his NFL career.

In Week 9 at London, Conley posted a single-game career high in total tackles (eight) while also recording the second-most passes defended he's had in a game with three. Conley had a career-high four passes defended in Week 2 of 2018 at Denver.

Conley now owns six career games with multiple passes defended and 24 career passes defended (2017-19).

ELITE COMPANY



GIPSON SR.

Since entering the NFL in 2012, S **Tashaun Gipson Sr.** is one of six players to record at least 400 total tackles and 20 interceptions, joining **Janoris Jenkins**, **Reggie Nelson**, **Earl Thomas**, **Glover Quin** and **Harrison Smith**. Gipson is the only one of the six who was an undrafted free agent.

In Week 6 at Kansas City, Gipson tied for the team lead with five tackles and tallied an interception in his second-consecutive game for the first time since Weeks 8-9 of 2014.

In Week 5 vs. Atlanta, Gipson intercepted a pass from Falcons QB **Matt Ryan** in the fourth quarter and returned it 79 yards for a touchdown. His 79-yard interception returned for a touchdown marks the longest of his NFL career, the seventh-longest in franchise history and the third-longest by any player in the NFL this season. It also marked his third career pick-six and first since Week 2 of 2014.

Gipson leads the team with two interceptions this season to go along with 29 total tackles, four passes defended, two quarterback hits and one tackle for loss. He owns 22 interceptions and 43 passes defended in his NFL career.

REID BETWEEN THE LINES

S **Justin Reid** ranks third on the team with 54 total tackles this season. He has already posted two games with 10-or-more tackles after having none in 2018. In Week 9 at Jacksonville, Reid posted his fourth career interception and first since his 101-yard pick-six in Week 11 of 2018 at Washington.

As a rookie in 2018, Reid finished with 81 tackles, three interceptions, 10 passes defended, one quarterback hit, two tackles for loss, one forced fumble, two fumble recoveries and seven special teams tackles. He joined **Derwin James** as the only rookies to record at least 80 tackles, three interceptions and 10 passes defended in 2018 while tying **Fred Bennett** (2007) for the third-most interceptions by a rookie in team history.

In Week 13 vs. Cleveland, Reid became the first Texans player to record at least four total tackles, two passes defended and one forced fumble since DE **J.J. Watt** in 2015. In the Wild Card game vs. Indianapolis, Reid finished with three total tackles and joined **Jadeveon Clowney** and **Brice McCain** as the only players to record multiple passes defended in their first postseason game in franchise history.

ROOKIES WITH 80+ TACKLES, 3+ INTS & 10+ PDS IN 2018



TEXANS S JUSTIN REID

GS/GP	Tack	Int	Yds	TD	PD	QBH	TFL	FF	FR
12/16	81	3	128	1	10	1	2	1	2




CHARGERS S DERWIN JAMES

GS/GP	Tack	Int	Yds	TD	PD	QBH	TFL	FF	FR
16/16	105	3	30	0	13	6	4	0	0

SPECIAL TEAMS NOTES

KICKIN' IT WITH KA'IMI



FAIRBAIRN

Texans K **Ka'imi Fairbairn** ranks second in franchise history in career field goals made (70), trailing **Kris Brown** (172), and fifth in career points scored (305). He owns 10 career games with three-or-more made field goals and 12 career games with at least 10 points scored, including two this season (Week 5 & 7).

Fairbairn made 17 consecutive field goals from Week 12 of 2018 to Week 3 of 2019. He closed out last season converting on his last 15 attempts and made his first two this year before missing a 56-yarder against the Chargers. His streak was the second-longest in team history (**Neil Rackers**, 18, 2010-11).

Fairbairn led the NFL and set single-season Texans records in points (150) and field goals made (37) in 2018. He also forced a touchback on 58-of-91 kickoffs (63.7%) and made all 21 of his field goal attempts under 40 yards. His 58 touchbacks on kickoffs mark a single-season team record, breaking his own record from 2017 (49).

At just 24-years-old last season, Fairbairn's 150 points scored were tied for the most single-season points in NFL history by a player under the age of 25. (**Cody Parkey** scored 150 points in 2014 at 22).

Fairbairn is the first player in team history to score at least 15 points in multiple games of a season, which he did in 2017 and 2018. He is also the only kicker in the NFL since 2015 to record multiple games with at least five made field goals, including at least one 50 yarder.

MOST FIELD GOALS MADE, TEXANS HISTORY

Player	Season	FG
Ka'imi Fairbairn	2018	37
Nick Novak	2016	35

MOST POINTS SCORED, TEXANS HISTORY

Player	Season	Pts
Ka'imi Fairbairn	2018	150
Shayne Graham	2012	138

MOST FIELD GOALS MADE IN THE NFL IN 2018

Player	Team	FG
Ka'imi Fairbairn	HOU	37
Justin Tucker	BAL	35

MOST POINTS SCORED IN THE NFL IN 2018

Player	Team	Pts
Ka'imi Fairbairn	HOU	150
Justin Tucker	BAL	141

AWARD-WINNING PERFORMANCES


K **Ka'imi Fairbairn** was named the AFC Special Teams Player of the Month for December 2018, marking his first-career Player of the Month award. He is the second player in team history to win Special Teams Player of the Month, joining **Chad Stanley** (Sept. 2002), and the 10th player in team history to win a player of the month award.

In December, Fairbairn hit 13-of-13 field goal attempts and 12 extra point attempts for a total of 51 points scored. He had the second-most made field goals in the NFL in the month and the second-most total points scored.

Fairbairn was also named the AFC Special Teams Player of the Week following his performance in Week 15 versus the N.Y. Jets. It marked his first-career Player of the Week award and he became the first Texans player to win for special teams since 2016.

Fairbairn scored 17 total points on five made field goals and two made extra point attempts. He tied his single-game career high with 17 points scored and tied his single-game career high with five made field goals (Week 13 vs. Cleveland). His five made field goals also tied for the second-most in a game in 2018 and the second-most in a game in franchise history.

BOOMING PUNTS



ANGER

P **Bryan Anger** ranks third in the NFL in net punting average this season at 43.7. He has punted 22 times for 1,016 yards (46.2 avg.), including a long of 71 yards. Anger has also pinned 10 punts inside the 20-yard line since signing with Houston prior to Week 3.

In Week 4 vs. Carolina, Anger tied for the longest punt in franchise history with a 71-yarder. He tied **Shane Lechler**'s punt in Week 6 of 2014 vs. Indianapolis. For the game, Anger punted five times for 257 yards (51.4 avg.) and pinned three punts inside the 20-yard line.

2019 NET PUNTING AVERAGE LEADERS

Rk	Player, Team	Net Avg
1	Tress Way WAS	44.0
2	Logan Cooke JAX	43.8
3	Bryan Anger HOU	43.7

LONGEST PUNT, TEXANS HISTORY

Rk	Player	Date	Opp	Lg
1t	Bryan Anger	09/29/19	CAR	71
1t	Shane Lechler	10/09/14	IND	71
3	Brett Hartmann	09/18/11	MIA	69

COLE WORLD

ILB **Dylan Cole** ranks tied for seventh in the NFL in special teams tackles this season with eight. He owns 15 career special teams tackles since signing with the Texans in 2017, which is the second-most on the team over the last three seasons (**A.J. Moore**, 17).

2019 NFL LEADERS IN SPECIAL TEAMS TACKLES

Rk	Player	Tot	Solo	Ast
1	Derek Watt, LAC	12	10	2
2t	Miles Killebrew, DET	11	10	1
2t	Tyler Matakevich, PIT	11	11	0
2t	Jalen Reeves-Maybin, DET	11	9	2
5t	J.T. Gray, NO	9	7	2
5t	Drue Tranquill, LAC	9	9	0
7t	Dylan Cole, HOU	8	7	1
7t	Two other players tied	8	5	3

KA'IMI IN THE CLUTCH

K **Ka'imi Fairbairn** became the first kicker to hit game-winning field goals in overtime in consecutive games (Weeks 4-5) since **David Akers** in Weeks 10-11 of the 2000 season.

In Week 4, Fairbairn became the third kicker to convert both a game-tying and game-winning field goal in overtime since the overtime-rule modification in 2012 (**Graham Gano**, 2015 & **Cairo Santos**, 2016). He connected on a game-winning 37-yard field goal in overtime for Houston.

In Week 5 vs. Dallas, Fairbairn connected on a game-winning 36-yard field goal in overtime to give Houston the 19-16 victory after hitting from 20 yards, 21 yards and 19 yards earlier in the game.

KA'IMINOEAULOAMEKA'IKEOKEKUMUPA'A

In 2017, K **Ka'imi Fairbairn** made 11 straight field goals to start the season, the most consecutive field goals made to start a career in franchise history.

Fairbairn is the first undrafted kicker to make his NFL debut with the Texans. He was born in Kailua, Hawaii and his full name is John Christian Ka'iminoeauloameka'ikeokekumupa'a Fairbairn. He also produced 92 points in 2017, which is the most by a first-year player in Texans history.

Opening Statement

"We got back last night and watched the tape and we began preparations last night on Indianapolis. So, we're moving on to the Colts. It's a big challenge for us Thursday night. Quick turnaround, but we're looking forward to the challenge."

How does it challenge your scouting process that the Colts have been without some players in recent games that they may have back by Thursday?

"That's a good question. I mean, they've worked hard over the last week. They're always a week ahead, but even before that we have scouts, just like every team that are at the different games of the opponents that we play. But you're right, it is a challenge on a short week. They've done some different things even since the last time we played them. They're a very disciplined team, very well coached team and we're going to have a bunch of jogthroughs and meetings and things like that and try to be ready to go on Thursday night."

What is allowing the Colts to run the ball so well right now?

"It starts up front with them. One of the best offensive lines in the league. Do a great job. They have good scheme, good backs. I think that the way the offense is run, it's run through the quarterback. He gets them into the right plays and so they're running the ball very well, and to run it against Jacksonville, that's a tough defense to run it against and they did a good job. So, it'll be a big challenge for us."

What are the mental challenges of being on a short week after a loss?

"I actually think that's probably a good thing. I think that these guys, we have a resilient locker room. These guys will come in here today, they'll come in, we'll squad meet at 2 p.m. We'll meet more, special teams, O and D, get right to Indianapolis and then have a walkthrough tonight. These guys will be ready. They'll be very focused. They're a great group to coach. They realize that in the NFL it's a week-to-week business and we've got to do a much better job this week, obviously. But on a short week, I know that these guys will be very focused."

With lighter practices on a short week, how do you find ways to see if guys with soft tissue injuries like WR Will Fuller V and CB Bradley Roby will be able to go on Thursday?

"That's a good question. I mean, we'll have to do things with them. We'll have to do things this morning, this afternoon, not overdo it, but just to see where they're at. Then the same thing tomorrow and then the same thing on Wednesday. I would say that both of those guys would definitely, on a short week, be game-time decisions. But we'll have to factor in how we judge that during the week by how we work those guys out – not overdoing it with them, but you've got to make sure that they're ready to go."

Is there any more of an advantage to play at home on a short week?

"I think that obviously that can be an advantage, but at the same time, we were at Baltimore and traveled back. It's good that we're home on that type of short week. Indianapolis was home, they're traveling to Houston. So, I don't know. I don't know if you can read too much into that. I know we're happy to be home, we're excited about being home. We know our fans are looking for a real good game on Thursday night from us, and our players and our coaches, we realize that and we're going to be ready for that challenge."

QB Deshaun Watson has not lost a lot of games like that in his life. What do you see from him and his ability to respond to a game like that?

"I think that you said it. You used the word 'life.' So, if you know anything about Deshaun Watson, like, in the whole scheme of things, relative to how he sees life and how he attacks things, that was one day that is over and we'll clean some things up and he'll be focused on Indianapolis. He's overcome a hell of a lot more than that, so he'll be ready to go."

How do you combat a defense that is assignment-sound and isn't giving you a lot to work with like the Ravens yesterday?

"They did a good job. Again, this is segueing into moving on to Indianapolis. We're going to see similar things. Indianapolis plays a very disciplined defense, a very physical style of defense. They're very well coached by Matt Eberflus. He does a great job. I'm not saying the schemes are the same, but there's some carry over. So, we've got to – as coaches and players, we have to come together on a good game plan and we have to do a great job as coaches and players of executing that game plan in a disciplined manner. We've got to do, obviously, a better job, which we're up to that challenge, but we've got to have a good couple of days here and be ready to go on Thursday night."

Coming off a loss on a short week, is it easier or harder to identify the things you want to fix quickly?

"I don't know if it's easier or harder, but I know there's a big-time sense of urgency relative to what you're asking. So, when you get back here last night you've already watched the tape on the plane. You have an idea of how the game was played and what we need to do to correct some things and what may carry over to this game. So, you get right to work on that because there's an urgency, there's a game Thursday night. Basically this is Thursday of a game week. We've got to get going. I think that's a good thing. I think that we came in here last night as coaches, we worked at it, we got a little bit of sleep and we got back up early and we have a pretty good idea of what we want to do. Now we have to have good meetings and communicate it to the players and good jogthroughs and get the players to know precisely what we want to do and build that and be ready to go on Thursday night."

Do you have any idea of how any of the guys that got banged up in the game are doing?

"I just don't have too much of an update on any of those guys. I feel like all of those guys after the game were probably trending in the right direction, but I'm going to meet with our medical people here at 11. So, I'd say tomorrow I'll have a better idea for you."

When you go into another game with the Colts, but they will have some different players than the last time you played, how do you scheme for those situations?

"You're exactly right. You have to do a deep dive. You have to go back and you have to look at all the different games that they've played with those guys in the games. They had some injuries yesterday. They've got to do the same with us. I'm sure they're doing the same thing. We had some injuries yesterday, they've got to see what we've done with different – (Will) Fuller (V) hasn't been in there a while. Is Fuller going to play? I don't know, we'll see, but we've got to do the same thing with them. I think (Rock) Ya-Sin was injured yesterday. We'll see how that goes for them. So, we've got to see who came in for Ya-Sin. I think there's layers upon layers that you have to do a good job of trying to leave no stone unturned and make sure your players understand how they may play this game with the personnel that they may have."

How different is the Colts' defense when S Malik Hooker is playing?

"He's a great player. They have a lot of confidence in him because he's got great range, instincts, size, ball skills. He's got it all. That's why he was drafted where he was drafted. They do a really good job. Last year they played a lot of zone, this year they're playing more man. They've got a lot of good disruptive players. Darius Leonard is a great player, Malik Hooker, the guys up front, Jabaal Sheard. They've got a lot of good players on this defense. They really do a good job of playing disciplined football and being where they're supposed to be. We've got to play disciplined and we've got to execute and see if we can out-execute them. That'll be the key to the game and that'll be the challenge."

TEXANS-COLTS MATCHUP INFORMATION

ALL TIME SERIES

REGULAR SEASON						
Overall: 8-27		Home: 5-12		Road: 3-15		
Date	W/L	Score	H/A	Venue	Texans QB	Colts QB
9/22/02	L	23-3	H	Reliant Stadium	D. Carr	P. Manning
12/1/02	L	19-3	A	RCA Dome	D. Carr	P. Manning
10/26/03	L	30-21	A	RCA Dome	D. Carr	P. Manning
12/28/03	L	20-17	H	Reliant Stadium	D. Carr	P. Manning
11/14/04	L	49-14	A	RCA Dome	D. Carr	P. Manning
12/12/04	L	23-14	H	Reliant Stadium	D. Carr	P. Manning
10/23/05	L	38-20	H	Reliant Stadium	D. Carr	P. Manning
11/13/05	L	31-17	A	RCA Dome	D. Carr	P. Manning
9/17/06	L	43-24	A	RCA Dome	D. Carr	P. Manning
12/24/06	W	27-24	H	Reliant Stadium	D. Carr	P. Manning
9/23/07	L	30-24	H	Reliant Stadium	M. Schaub	P. Manning
12/23/07	L	38-15	A	RCA Dome	S. Rosenfels	P. Manning
10/5/08	L	31-27	H	Reliant Stadium	S. Rosenfels	P. Manning
11/16/08	L	33-27	A	Lucas Oil Stadium	S. Rosenfels	P. Manning
11/8/09	L	20-17	A	Lucas Oil Stadium	M. Schaub	P. Manning
11/29/09	L	35-27	H	Reliant Stadium	M. Schaub	P. Manning
9/12/10	W	34-24	H	Reliant Stadium	M. Schaub	P. Manning
11/1/10	L	30-17	A	Lucas Oil Stadium	M. Schaub	P. Manning
9/11/11	W	34-7	H	Reliant Stadium	M. Schaub	K. Collins
12/22/11	L	19-16	A	Lucas Oil Stadium	T. Yates	D. Orlovsky
12/16/12	W	29-17	H	Reliant Stadium	M. Schaub	A. Luck
12/30/12	L	28-19	A	Lucas Oil Stadium	M. Schaub	A. Luck
11/3/13	L	27-24	H	Reliant Stadium	C. Keenum	A. Luck
12/15/13	L	25-3	A	Lucas Oil Stadium	C. Keenum	A. Luck
10/9/14	L	33-28	H	NRG Stadium	R. Fitzpatrick	A. Luck
12/14/14	L	17-10	A	Lucas Oil Stadium	T. Savage	A. Luck
10/8/15	L	27-20	H	NRG Stadium	B. Hoyer	M. Hasselbeck
12/20/15	W	16-10	A	Lucas Oil Stadium	T. Yates	M. Hasselbeck
10/16/16	W,OT	26-23	H	NRG Stadium	B. Osweiler	A. Luck
12/11/16	W	22-17	A	Lucas Oil Stadium	B. Osweiler	A. Luck
11/5/17	L	20-14	H	NRG Stadium	T. Savage	J. Brissett
12/31/17	L	22-13	A	Lucas Oil Stadium	T. Yates	J. Brissett
9/30/18	W,OT	37-34	A	Lucas Oil Stadium	D. Watson	A. Luck
12/9/18	L	24-21	H	NRG Stadium	D. Watson	A. Luck
10/20/19	L	30-23	A	Lucas Oil Stadium	D. Watson	J. Brissett

HOUSTON
TEXANS

2019

6-4

2nd, AFC South

COLTS

2019

6-4

1st, AFC South

SERIES BREAKDOWN

Record vs. Colts.....Texans trail, 8-27
 Last meeting.....Colts 30, Texans 23 (10/20/19)
 Texans largest margin of victory.....27 (Texans 34, Colts 7; 9/11/11)
 Colts largest margin of victory.....35 (Colts 49, Texans 14; 11/14/04)
 Current win streak.....Colts, 2 (2018-present)
 Texans longest win streak.....3 (2015-16)
 Colts longest win streak.....9 (2002-06)
 Most points, Texans.....37 (Texans 37, Colts 34 (OT), 9/30/18)
 Most points, Colts.....49 (Colts 49, Texans 14, 11/14/04)
 Most points, both teams.....71 (Texans 37, Colts 34 (OT), 9/30/18)
 Fewest points, Texans.....3 (3x – last: Colts 25, Texans 3, 12/15/13)
 Fewest points, Colts.....7 (Texans 34, Colts 7, 9/11/11)
 Fewest points, both teams.....22 (Colts 19, Texans 3, 12/1/02)
 Most net yards, Texans.....483 (Colts 27, Texans 24; 11/3/13)
 Most net yards, Colts.....515 (Colts 43, Texans 24; 9/12/06)
 Most rushing yards, Texans.....257 (Texans 34, Colts 24; 9/12/10)
 Most rushing yards, Colts.....207 (Colts 20; Texans 17; 12/28/03)
 Most passing yards, Texans.....362 (Colts 27, Texans 20; 10/8/15)
 Most passing yards, Colts.....437 (Texans 37, Colts 34 (OT), 9/30/18)
 Fewest net yards, Texans.....139 (Colts 38, Texans 20; 10/23/05)
 Fewest net yards, Colts.....190 (Texans 16, Colts 10; 12/20/15)
 Fewest rushing yards, Texans.....40 (Colts 30, Texans 24; 9/23/07)
 Fewest rushing yards, Colts.....41 (Texans 37, Colts 34 (OT), 9/30/18)
 Fewest net passing yards, Texans.....6 (Colts 38, Texans 20; 10/23/05)
 Fewest net passing yards, Colts.....140 (Texans 16, Colts 10; 12/20/15)
 Most sacks, Texans.....5 (Texans 29, Colts 17; 12/16/12)
 Most sacks, Colts.....7 (Texans 37, Colts 34 (OT), 9/30/18)
 Most interceptions, Texans.....2 (4x – last: Colts 22, Texans 17; 12/11/16)
 Most interceptions, Colts.....3 (2x – last: Colts 38, Texans 15; 12/23/07)
 Most turnovers, Texans.....4 (Colts 49, Texans 14; 11/14/04)
 Most turnovers, Colts.....3 (Texans 22, Colts 17; 12/11/16)
 Most penalties, Texans.....14-114 (2x – last: Colts 25, Texans 3; 12/15/13)
 Most penalties, Colts.....11-85 (Colts 49, Texans 14; 11/14/04)

2019 INDIVIDUAL COMPARISON

TEXANS

COLTS

PASSING YARDS

Deshaun Watson2,601
 Jacoby Brissett1,797
 Brian Hoyer372

RUSHING YARDS

Carlos Hyde769
 Marlon Mack.....862
 Duke Johnson327
 Jordan Wilkins.....165
 Deshaun Watson291
 Jacoby Brissett122

RECEIVING YARDS

DeAndre Hopkins.....745
 T.Y. Hilton.....360
 Will Fuller V450
 Zach Pascal.....364
 Kenny Stills394
 Eric Ebron.....331

POINTS SCORED

Ka'imi Fairbairn.....63
 Adam Vinatieri63
 Darren Fells36
 T.Y. Hilton.....30
 Deshaun Watson30
 Marlon Mack.....26
 Zach Pascal.....26

INTERCEPTIONS

Tashaun Gipson Sr.2
 Darius Leonard.....2
 Justin Reid1
 Five players1
 Whitney Mercilus1
 Jahleel Addae1

SACKS

Whitney Mercilus5.5
 Justin Houston8.0
 Brennan Scarlett.....4.5
 Darius Leonard.....3.0
 J.J. Watt4.0
 Denico Autry2.5
 Jabaal Sheard2.5

DEFENSIVE TACKLES

Zach Cunningham.....75
 Darius Leonard.....65
 Benardrick McKinney68
 Anthony Walker61
 Justin Reid54
 Kenny Moore II49

SPECIAL TEAMS TACKLES

Dylan Cole8
 Ashton Dulin5
 A.J. Moore6
 George Odom5
 Cullen Gillaspia5
 Three players4
 Taiwan Jones5

KICKOFF RETURNS (Avg.)

DeAndre Carter20.7
 Zach Pascal.....26.3
 Parrish Campbell.....25.0

PUNT RETURNS (Avg.)

DeAndre Carter8.9
 Chester Rogers.....9.8

FIELD GOALS

Ka'imi Fairbairn...13/18, 72.2%
 Adam Vinatieri.... 15/20, 75.0%

PUNTING (GROSS/NET Avg.)

Bryan Anger 46.2/43.7
 Rigoberto Sanchez ..44.6/41.7

TEXANS-COLTS MATCHUP INFORMATION

2019 OFFENSIVE STATISTICAL COMPARISON

	HST	Rnk	IND	Rnk
Yards / Game	380.2	7	343.8	21
Yards / Play	5.90	6	5.24	22
Rushing Yards / Game	140.7	5	141.1	4
Rushing Yards / Play	5.04	3	4.55	10
Passing Yards / Game	239.5	14	202.7	28t
Passing Yards / Play	7.19	12	6.22	23
Interception Rate	2.10%	16	2.45%	19
Sacks / Pass Attempt	9.61%	27	6.13%	11
First Downs / Game	23.0	4	22.5	7
Punt Return Avg	8.9	8	9.1	5
Kickoff Return Avg	20.7	25	23.1	11
Field Goals Made	72.22%	26	75.00%	19t
3rd Down Pct	44.63%	7	42.64%	12
4th Down Pct	57.14%	9	66.67%	7
Red Zone Pct	65.71%	6	63.16%	8
Goal to Go Pct	78.95%	9	73.68%	12
Avg Time of Possession	30:44	10	31:09	6
Points/Game	24.5	10	22.7	16

2019 DEFENSIVE STATISTICAL COMPARISON

	HST	Rnk	IND	Rnk
Yards / Game	374.4	26	325.6	11
Yards / Play	6.02	27	5.47	15
Rushing Yards / Game	102.0	13	96.8	9
Rushing Yards / Play	4.66	24	4.34	17
Passing Yards / Game	272.4	29	228.8	12
Passing Yards / Play	7.15	21	6.59	15
Interception Rate	1.31%	30	2.02%	18
Sacks / Pass Attempt	5.77%	26	7.20%	19t
First Downs / Game	20.8	20	19.4	9
Punt Return Avg	2.7	1	5.1	6
Kickoff Return Avg	18.7	2	22.3	13
3rd Down Pct	45.60%	28	39.34%	18
4th Down Pct	50.00%	14t	36.36%	7t
Red Zone Pct	65.52%	30	51.72%	10
Goal to Go Pct	75.00%	24	52.63%	2
Points / Game	23.3	19	20.6	15
Point Differential / Game	1.3	13t	2.1	11t
Yard Differential / Game	5.8	17	18.2	11

TEXANS BIG DAYS AGAINST THE COLTS

QB **DESHAUN WATSON** completed 29-of-42 passes (69%) for 375 yards, two touchdowns, one interception and a 102.8 passer rating at Indianapolis in Week 4 of 2018. Watson also rushed for 41 yards on six carries (6.8 avg.) and one touchdown and became just the third quarterback since the AFL/NFL merger to throw for at least 375 yards and two touchdowns and rush for 40 yards and a touchdown in a single game.

WR **DEANDRE HOPKINS** recorded 10 receptions for 169 yards (16.9 avg.) and one touchdown at Indianapolis in Week 4.

In the Texans' first matchup against the Colts this season in Week 7, WR **KENNY STILLS** hauled in four receptions for 105 yards (26.3 avg.), including a season-long 45-yard reception. This was Stills' first 100-yard performance of the season and the seventh of his career.

In a Week 15 matchup at Indianapolis in 2013, CB **JOHNATHAN JOSEPH** finished third on the team with nine solo tackles and added his third interception of the season, picking off a pass from Colts QB Andrew Luck and returning it 32 yards in the first quarter. Joseph also added a tackle for loss and a pass defended in the game.

TEXANS CAREER STATS VS. COLTS

PASSING

Player	G	A-C-I	Pct.	Yds	TD	Sk/Lst	Rtg
D. Watson	3	114-79-3	69.3	950	4	15/86	94.5

RUSHING

Player	G	Att.	Yds	Avg.	Lg	TD
D. Watson	3	14	108	7.7	18	1
C. Hyde	4	36	87	2.4	10	0
D. Johnson	2	9	57	6.3	19t	1

RECEIVING

Player	G	Rec.	Yds	Avg.	Lg	TD
D. Hopkins	12	71	959	13.5	39	4
K. Coutee	2	14	134	9.6	19	0
W. Fuller V	5	11	126	11.5	29	1
K. Stills	3	8	125	15.6	45	0
D. Johnson	2	8	103	12.9	25	0
J. Akins	3	6	81	13.5	27	0
D. Fells	1	2	27	13.5	19	0

DEFENSE

Player	G	S	A	Tot	Sk	Yds	INT	PD	FF	FR
J. Joseph	17	57	6	63	0.0	0	1	8	1	0
B. McKinney	9	42	19	61	2.0	20	0	1	0	0
Z. Cunningham	5	25	14	39	0.0	0	0	2	0	0
W. Mercilus	12	18	15	33	2.5	5	0	1	0	2
T. Gipson Sr.	7	12	9	21	0.0	0	1	2	0	0
J. Reid	3	11	2	13	0.0	0	0	1	0	0
M. Adams	3	10	4	14	0.0	0	0	1	0	1
B. Roby	3	10	2	12	1.0	0	0	4	0	0
D. Reader	6	10	4	14	0.0	0	0	0	0	0
C. Watkins	2	3	5	8	0.0	0	0	0	0	0
B. Dunn	6	4	3	7	0.0	0	0	0	0	0
A. Blackson	9	4	3	7	0.0	0	0	0	0	0
B. Scarlett	4	7	1	8	0.5	3	0	0	0	0
D. Cole	3	1	2	3	0.0	0	0	0	0	0
B. Mingo	2	1	1	2	1.0	4	0	1	0	0
L. Johnson Jr.	1	7	0	7	0.0	0	0	0	0	0
J. Martin	1	2	0	2	0.0	0	0	0	0	0
J. Addae	1	3	0	3	0.0	0	0	0	0	0
G. Conley	2	6	2	8	0.0	0	0	2	0	0



In the Texans first matchup against the Colts this season, WR Kenny Stills posted a season-high 105 receiving yards on four receptions (26.3 avg.). This was the first 100-yard performance of the season by Stills and the seventh of his career. It was also his sixth game of 100-or-more yards on five-or-less receptions, which is tied for the third-most since 2013.

THE HEAD COACHES



BILL O'BRIEN
6TH SEASON

QUICK HITS

AMONG ACTIVE COACHES, FIRST FIVE SEASONS AS A HC:

4

WINNING SEASONS
T-3RD IN NFL

3

DIVISION TITLES
T-1ST IN NFL

REG. SEASON
RECORD



PLAYOFF
RECORD



RECORD VS.
COLTS



COACHING EXPERIENCE



11 YEARS



16 YEARS

ALMA MATER



BROWN

HOMETOWN



DORCHESTER, MASS.

CAREER JOURNEY

	HEAD COACH	2014-19
	HEAD COACH	2012-13
	MULTIPLE POSITIONS	2007-11
	OFFENSIVE COORD. / QBs	2005-06
	RUNNING BACKS	2003-04
	MULTIPLE POSITIONS	1995-02
	INSIDE LBs / TIGHT ENDS	1993-94



FRANK REICH
2ND SEASON

QUICK HITS

IN HIS 1ST SEASON AS A HEAD COACH IN 2018:

MADE IT TO THE PLAYOFFS
AFTER STARTING

1-5

3RD TEAM IN NFL
HISTORY TO DO SO

LED COLTS TO PLAYOFFS
FOR THE FIRST TIME SINCE

2014

REG. SEASON
RECORD



PLAYOFF
RECORD



RECORD VS.
TEXANS



NFL EXPERIENCE



COACHING:
14 YEARS

ALMA MATER



MARYLAND

HOMETOWN



FREEPORT, N.Y.

PLAYING:
14 YEARS

CAREER JOURNEY

AS A COACH:

	HEAD COACH	2018-19
	OFFENSIVE COORD.	2016-17
	QUARTERBACKS / OC	2013-15
	WIDE RECEIVERS	2012
	MULTIPLE POSITIONS	2006-11

AS A PLAYER:

	QUARTERBACK	1997-98
	QUARTERBACK	1996
	QUARTERBACK	1995
	QUARTERBACK	1985-94

THE LAST TIME THEY MET



2019 WEEK 7

Houston Texans 23, Indianapolis Colts 30

59,977 🦋 Lucas Oil Stadium 🦋 Indianapolis, Ind. 🦋 Oct 20, 2019



Houston Texans	0	9	7	7	—	23
Indianapolis Colts	7	7	14	2	—	30

Scoring Drives

TEAM	QTR	TIME	SCORING PLAY	HOU	IND
Colts	1	05:01	Z. Pascal: 11-yard pass from J. Brissett (A. Vinatieri kick) (12-94, 4:59)	0	7
Texans	2	08:59	K. Fairbairn: 47-yard FG (7-16, 4:05)	3	7
Texans	2	06:25	K. Fairbairn: 31-yard FG (4--9, 1:02)	6	7
Colts	2	01:49	T. Hilton: 2-yard pass from J. Brissett (A. Vinatieri kick) (9-75, 4:36)	6	14
Texans	2	00:23	K. Fairbairn: 26-yard FG (8-67, 1:26)	9	14
Colts	3	10:29	E. Ebron: 4-yard pass from J. Brissett (A. Vinatieri kick) (8-70, 4:31)	9	21
Texans	3	08:43	K. Coutee: 4-yard run (K. Fairbairn kick) (5-75, 1:46)	16	21
Colts	3	01:14	Z. Pascal: 3-yard pass from J. Brissett (A. Vinatieri kick) (12-75, 7:29)	16	28
Texans	4	06:38	D. Hopkins: 4-yard pass from D. Watson (K. Fairbairn kick) (6-79, 2:03)	23	28
Colts	4	02:41	(2:44) (Punt formation) B. Anger up the middle ran ob in End Zone for -5 yards, SAFETY (Z.Pascal).	23	30

Houston Texans

PASSING	ATT	CP	YDS	SK/YD	TD	LG	INT	RTG
Deshaun Watson	34	23	308	3/17	1	45	2	81.5
TOTAL	34	23	308	3/17	1	45	2	81.5

RUSHING	ATT	YDS	AVG	LG	TD
Carlos Hyde	12	35	2.9	10	0
Duke Johnson	7	34	4.9	11	0
Deshaun Watson	3	32	10.7	19	0
Keke Coutee	1	4	4.0	4t	1
Bryan Anger	1	-5	-5.0	-5	0
TOTAL	24	100	4.2	19	1

RECEIVING	NO	YDS	AVG	LG	TD
DeAndre Hopkins	9	106	11.8	21	1
Kenny Stills	4	105	26.3	45	0
Keke Coutee	3	25	8.3	13	0
Darren Fells	2	27	13.5	19	0
Duke Johnson	2	22	11.0	12	0
Jordan Akins	2	17	8.5	11	0
Will Fuller V	1	6	6.0	6	0
TOTAL	23	308	13.4	45	1

TOP DEFENSE	TOT	SOLO	AST	SCK	YDS	INT
Benardrick McKinney	7	7	0	0.0	0.0	0
Lonnie Johnson Jr.	7	7	0	0.0	0.0	0
Phillip Gaines	7	6	1	0.0	0.0	0

FIELD GOALS	FGA/FGM	PERCENT
Ka'imi Fairbairn	3-3	100.0
TOTAL	3-3	100.0

Indianapolis Colts

PASSING	ATT	CP	YDS	SK/YD	TD	LG	INT	RTG
Jacoby Brissett	39	26	326	1/5	4	34	0	126.7
Zach Pascal	1	0	0	0/0	0	0	0	39.6
TOTAL	40	26	326	1/5	4	34	0	123.5

RUSHING	ATT	YDS	AVG	LG	TD
Marlon Mack	18	44	2.4	7	0
Jordan Wilkins	2	9	4.5	9	0
Jacoby Brissett	5	6	1.2	5	0
Nyheim Hines	1	3	3.0	3	0
TOTAL	26	62	2.4	9	0

RECEIVING	NO	YDS	AVG	LG	TD
T.Y. Hilton	6	74	12.3	25	1
Zach Pascal	6	106	17.7	34	2
Eric Ebron	4	70	17.5	33	1
Jack Doyle	3	21	7.0	19	0
Marlon Mack	3	12	4.0	7	0
Chester Rogers	2	24	12.0	19	0
Jordan Wilkins	1	6	6.0	6	0
Nyheim Hines	1	13	13.0	13	0
TOTAL	26	326	12.5	34	4

TOP DEFENSE	TOT	SOLO	AST	SCK	YDS	INT
Darius Leonard	10	7	3	0.0	0.0	1
Pierre Desir	7	6	1	0.0	0.0	1
Rock Ya-Sin	7	6	1	0.0	0.0	0

FIELD GOALS	FGA/FGM	PERCENT
No Field Goals		

Team Statistics

	Texans	Colts
First Downs	21	23
Total Net Yards	391	383
Rushes/Net Yards	24/100	26/62
Net Passing	291	321
Pass Attempts/Completions	34/23	40/26
Had Intercepted	2	0
Sacked/Yards Lost	3/17	1/5
Punts/Average	2/44.5	4/43.5
Penalties/Yards	10/54	6/45
Fumbles/Lost	0/0	1/1
Possession Time	27:08	32:52

TEAM NOTES

THE TEXANS...

- ✦ Forced a turnover in their 20th-straight game, which is the longest active streak in the NFL and the second-longest streak in franchise history (23 consecutive games from 2008-11). Houston's streak is the longest in the NFL since the Seahawks forced a turnover in 20-straight games from Week 4 of 2017 to Week 8 of 2018
- ✦ Have not allowed a 100-yard rusher in 23 consecutive regular season games, dating back to Week 1 of 2018. Houston joins New Orleans and Indianapolis as the only teams to not allow a 100-yard rusher from 2018-19
- ✦ Gained 391 total net yards (100 rushing, 291 passing) and 21 first downs (six rushing, 15 passing)
- ✦ Recorded 1.0 sack and now have 17 sacks this season, which marks the fourth-most most through Week 7 in franchise history, trailing 2012 (21), 2011 (19) and 2018 (19)
- ✦ Held the Colts to 62 rushing yards on 26 carries (2.4 avg.), which is the fewest amount of rushing yards gained in a game for Indianapolis this season. Houston also did not allow Indianapolis to gain a first down rushing
- ✦ Held the Colts to 0-for-1 on fourth down (0 percent), which marked the first failed fourth down attempt for the Colts this season
- ✦ Had two receivers each record over 100 receiving yards in the same game for the first time since Week 4 of the 2018 season at Indianapolis when WR **DeAndre Hopkins** (169) and WR **Keke Coutee** (109) did it

SCORING PLAYS

- ✦ 2nd Quarter – K **Ka'imi Fairbairn** connected on a 47-yard field goal attempt following a seven-play, 16-yard drive (4:05) to cut the Colts' lead to 7-3
- ✦ 2nd Quarter – K **Ka'imi Fairbairn** made a 31-yard field goal attempt just four plays after OLB **Whitney Mercilus** recovered a fumble at the Colts' four-yard line to cut the Indianapolis lead to 7-6
- ✦ 2nd Quarter – K **Ka'imi Fairbairn** hit a 26-yard field goal attempt following an eight-play, 67-yard drive (1:26) to cut the Colts' lead to 14-9
- ✦ 3rd Quarter – WR **Keke Coutee** scored on a four-yard run to complete a five-play, 75-yard drive (1:46) and cut the Colts' lead to 21-16 after K **Ka'imi Fairbairn** made the extra point attempt
- ✦ 4th Quarter – WR **DeAndre Hopkins** caught a four-yard touchdown pass from QB **Deshaun Watson** to finish off a six-play, 79-yard drive (2:03). K **Ka'imi Fairbairn** made the extra point attempt to cut the Colts' lead to 28-23

MISCELLANEOUS NOTES

- ✦ The following four Texans were captains for the game: ILB **Dylan Cole**, CB **Johnathan Joseph**, QB **Deshaun Watson** and DE **J. Watt**
- ✦ The following seven Texans were inactive for the game: S **Mike Adams**, ILB **Tyrell Adams**, G/T **Tytus Howard**, C/G **Greg Mancz**, TE **Logan Paulsen**, CB **Bradley Roby** and DE **Carlos Watkins**
- ✦ The following two Texans players did not play in the game for the Texans: QB **AJ McCarron**
- ✦ Indianapolis won the toss and elected to defer. Houston

received the ball to start the game

INDIVIDUAL PLAYER NOTES

WR KEKE COUTEE

- ✦ Finished with 25 receiving yards on three receptions (8.3 avg.)
- ✦ Scored his first career rushing touchdown on a four-yard run in the third quarter to cut the Colts' lead to 21-16

ILB ZACH CUNNINGHAM

- ✦ Tied for second on the team with seven total tackles (six solo)
- ✦ Owns 51 total tackles this season, which is the second-most through Week 7 in his NFL career (60 in 2018)

K KA'IMI FAIRBAIRN

- ✦ Scored 11 points on three made field goals and two made extra point attempts
- ✦ Connected on a 47-yard field goal attempt in the second quarter to cut the Colts' lead to 7-3
- ✦ Made a 31-yard field goal attempt in the second quarter to cut the Indianapolis lead to 7-6
- ✦ Hit a 26-yard field goal attempt in the second quarter to cut the Colts' lead to 14-9
- ✦ Ranks fifth in franchise history in career points scored with 287 and second in field goals made with 66
- ✦ Tallied his 10th career game with three-or-more made field goal attempts
- ✦ Notched his 12th career game with at least 10 points scored

WR DEANDRE HOPKINS

- ✦ Finished with a team-high 106 receiving yards and a receiving touchdown on nine receptions (11.8 avg.)
- ✦ Caught a four-yard touchdown pass from QB **Deshaun Watson** in the fourth quarter to cut the Colts' lead to 28-23
- ✦ Recorded his 27th career game with 100-or-more receiving yards and second this season (111 in Week 1 at New Orleans). Hopkins has recorded over 100 receiving yards 11 times in 30 games with QB **Deshaun Watson**
- ✦ Notched his second game in a row with a season-high nine receptions (nine, Week 6 at Kansas City)
- ✦ Owns 27 career games with at least 100 receiving yards, which is the second-most through a player's first seven NFL seasons in franchise history (**Andre Johnson**, 31)
- ✦ Has caught 21 touchdown passes from QB **Deshaun Watson** in 30 games played together
- ✦ Registered his 50th touchdown reception, which is the second-most in team history (**Andre Johnson**, 64, 2003-14)
- ✦ Owns the seventh-most receptions (577) and 14th-most receiving yards (7,945) through 102 games in NFL history
- ✦ Has recorded at least five receptions in every game this season and 10 games in a row dating back to Week 15 of the 2018 season, which marks the second-longest active streak in the NFL (**Michael Thomas**, 11)
- ✦ Extended his streak to 102 consecutive games with a reception to start his career, which is the longest streak in franchise history to start a career, the longest active streak in the NFL to start a career and passes **Randy Moss** (101 from 1998-2004) for the seventh-longest streak of games with a

reception to start a career in the Super Bowl era

- ✦ Extended his streak to 102 consecutive games with a reception, which is the fifth-longest active streak of games with at least one reception in the NFL
- ✦ Extended his streak to 102 consecutive games with a reception, which is the second-longest reception streak in team history, trailing **Andre Johnson** (133 games from 2005-14)

CB LONNIE JOHNSON JR.

- ✦ Notched a single-game career-high and finished tied for second on the team with seven total tackles (seven solo)

ILB BENARDRICK MCKINNEY

- ✦ Finished with a team-leading eight total tackles (eight solo) and two tackles for loss
- ✦ Logged his third tackle for loss of the season and now owns 33 tackles for loss in his NFL career (2015-19)
- ✦ Notched his seventh career game with multiple tackles for loss and first this season
- ✦ Leads the AFC in total tackles since 2016 with 382 total tackles
- ✦ Owns 53 total tackles this season, which is the second-most through Week 7 in his NFL career (69 in 2016)

OLB WHITNEY MERCILUS

- ✦ Finished with four total tackles (one solo), 0.5 sack, one fumble recovery and one quarterback hit
- ✦ Split a sack with OLB **Brennan Scarlett** on Colts QB **Jacoby Brissett** in the first quarter for a loss of five yards
- ✦ Recovered a fumble from Colts QB **Jacoby Brissett** at the Colts' four-yard line that led to a Houston field goal
- ✦ Now owns a team-leading 5.5 sacks this season and 48.0 in his NFL career (2012-19), which is the third-most in franchise history behind **J. Watt** (96.0) and **Mario Williams** (53.0)
- ✦ Tallied his eighth quarterback hit of the season and now owns 97 in his NFL career
- ✦ Recovered his first fumble of the season and the eighth of his NFL career

OLB BRENNAN SCARLETT

- ✦ Finished with four total tackles (three solo), 0.5 sack and one quarterback hit
- ✦ Split a sack with OLB **Whitney Mercilus** on Colts QB **Jacoby Brissett** in the first quarter for a loss of five yards
- ✦ Now owns 1.5 sacks this season and 3.5 sacks in his NFL career (2016-19)

WR KENNY STILLIS

- ✦ Finished with 105 receiving yards on four receptions (26.3 avg.), including a season-long 45-yard pass from QB **Deshaun Watson** in the third quarter to set up a Houston touchdown
- ✦ Logged his seventh game with 100-or-more receiving yards and first since Week 14 of 2018 vs. New England (135)
- ✦ Tallied his 23rd career reception of 40-or-more yards, which ties **Julio Jones** (23) for the seventh-most in the NFL since entering the league in 2013

QB DESHAUN WATSON

- ✦ Completed 23-of-34 passes (67.6 percent) for 308 yards, one touchdown, two interceptions and a 81.5 rating

- ✦ Ran for 32 yards on three carries (10.7 avg.)
- ✦ Completed a four-yard touchdown pass to WR **DeAndre Hopkins** in the fourth quarter to cut the Colts' lead to 28-23
- ✦ Threw his 13th touchdown passes of the season and now has 58 in his career
- ✦ Threw his 21st touchdown pass to WR **DeAndre Hopkins** in 30 games played together
- ✦ Registered his third game with 300-or-more passing yards this season (Week 3, 5) and the 10th of his career, which is the second-most in franchise history behind **Matt Schaub** (27)
- ✦ Became the first player in NFL history to record at least 58 passing touchdowns and 12 rushing downs in a player's first 30 career games
- ✦ Joined **Cam Newton** as the only players in NFL history to record at least 7,500 passing yards and 1,000 rushing yards in a player's first 30 career games
- ✦ Eclipsed 1,000 career-rushing yards in his 30th career game. Only six quarterbacks in NFL history reached 1,000 career rushing yards in fewer than 30 games
- ✦ Tied **Jeff Garcia** and **Matthew Stafford** for the fifth-most 300-yard passing games (10) within a player's first 30 career games in NFL history
- ✦ Owns 58 career passing touchdowns through 30 career games, which is the fifth-most in NFL history, trailing **Dan Marino** (72 from 1983-85), **Kurt Warner** (66 from 1998-01), **Patrick Mahomes** (64 from 2017-19), and **Matthew Stafford** (61 from 2009-11)
- ✦ Owns 7,816 career passing yards through 30 career games, which is the fifth-most in NFL history, trailing **Kurt Warner** (8,450 from 1998-01), **Matthew Stafford** (8,195 from 2009-11) **Dan Marino** (8,040 from 1983-85) and **Marc Bulger** (7,941 from 2002-04)

DE J.J. WATT

- ✦ Recorded three total tackles (three solo), one pass defended and six quarterback hits
- ✦ Tallied his NFL-leading 20th quarterback hit of the season and leads the league with 264 since 2011
- ✦ Notched his sixth career game with six-or-more quarterback hits, which marks the most the NFL history, and first since Week 12 of 2015 vs. New Orleans. **Olivier Vernon** ranks second with three games with six quarterback hits
- ✦ Registered his third game with five-or-more quarterback hits this season (Week 3 and Week 5) and the 16th of his career, which is the most in NFL history. Four players are tied for second with five games with at least five quarterback hits
- ✦ Posted his 25th game with four-or-more quarterback hits, which is the most in NFL history. **Von Miller** ranks second in NFL history with 15 career games with four-or-more quarterback hits
- ✦ Posted his 44th career game with three-or-more quarterback hits, which is the most in NFL history. **Jared Allen** and **Von Miller** rank tied for second in NFL history with 30 career games with three-or-more quarterback hits
- ✦ Registered his 67th career game with multiple quarterback hits, which leads the NFL since 2011 and passes **DeMarcus Ware** (66) for the second-most games with multiple quarterback hits in NFL history
- ✦ Notched his second pass defended of the season and owns the sixth-most career passes defended (53) by a defensive lineman in NFL history

TEXANS-COLTS CONNECTIONS

COLLEGE CONNECTIONS

HOUSTON
TEXANS

COLTS

QB AJ McCarron (2010-13)		C Ryan Kelly (2011-15)
DE Angelo Blackson (2011-14)		G/T Braden Smith (2014-17)
WR Keke Coutee (2015-17)		G/T Le'Raven Clark (2012-15)
CB Vernon Hargreaves III (2013-15)		CB Quincy Wilson (2014-16)
RB Buddy Howell (2014-17)		DT Trevon Coley (2012-15)
RB Duke Johnson (2012-14)		DE Al-Quadin Muhammad (2013, 2015)
ILB Benardrick McKinney (2012-14)		DE/DT Denico Autry (2012-13)
WR Will Fuller V (2013-15) C Nick Martin (2012-15)		C/G Quenton Nelson (2015-17)
S Justin Reid (2015-17) OLB Brennan Scarlett (2015) ILB Peter Kalambayi (2014-17)		LB Bobby Okereke (2014-18)
S A.J. Moore Jr. (2014-17) T Laremy Tunsil (2013-15)		RB Jordan Wilkins (2013-17) QB Chad Kelly (2015-16)
TE Jordan Akins (2014-17)		S Clayton Geathers (2010-14)
WR DeAndre Hopkins (2010-12) DE/NT D.J. Reader (2012-15) DE Carlos Watkins (2012-16)		QB Chad Kelly (2012-13)
DE Charles Omenihu (2015-18)		WR Marcus Johnson (2012-15)
CB Gareon Conley (2013-16)		S Malik Hooker (2014-16) DT/DE Tyquan Lewis (2014-17) WR Parris Campbell (2014-18)
WR Steven Mitchell Jr. (2013-17)		CB Marvell Tell III (2015-18)

HOMETOWN

- Texans WR **Will Fuller V** and Colts LB **Zaire Franklin** are both from Philadelphia and attended rival high schools. Fuller attended Roman Catholic High School and Franklin attended La Salle College High School. The pair played against each other a total of nine times over their high school careers.
- Texans OLB **Whitney Mercilus** and Colts WR **Parris Campbell** are both from Akron, Ohio. Though they were not in high school at the same time, Mercilus and Campbell attended high schools five miles apart.
- Texans C **Nick Martin** and Colts TE **Jack Doyle** are both from Indianapolis. Martin attended Bishop Chatard High school, while Doyle attended Cathedral High School. The pair faced each other twice over their high school careers, once in 2008 and once in 2007. Doyle and Cathedral won both contests.

HOMETOWN (CONT.)

- Texans RB **Duke Johnson** and Colts WR **T.Y. Hilton** are both from Miami and attended high schools 17 miles apart. Colts LB **Anthony Walker** is also from Miami and attended Monsignor Edward Pace, which was just five miles from Miami Norland Senior High School, where Johnson went to school.
- Texans C/G **Greg Mancz** and Colts C **Ryan Kelly** are both from the Cincinnati area. Mancz attended Anderson High School in Cincinnati and Kelly attended Lakota West High School in West Chester, just outside of Cincinnati. The two faced each other once in 2009, with Mancz and Anderson taking a 24-21 victory. Texans DE **Joel Heath** is also from Cincinnati.
- Texans DE/NT **D.J. Reader** and Colts TE **Eric Ebron** attended rival high schools in Greensboro, N.C. and played against each other multiple times throughout their high school careers.

FORMER TEXANS ON THE COLTS

- Colts QB **Brian Hoyer** spent the 2015 season with the Texans, serving as the starting quarterback for most of the season. Hoyer played in 11 games (nine starts) and finished the season with 2,606 passing yards, 19 passing touchdowns and seven interceptions.

FORMER COLTS ON THE TEXANS

- Texans OLB **Barkevious Mingo** spent one season (2017) with the Colts and appeared in 16 games (nine starts), totaling a single-season career-high 44 tackles (32 solo), five tackles for loss, 2.0 sacks, seven quarterback hits, two passes defended, three forced fumbles and two fumble recoveries.
- Texans S **Mike Adams** played three seasons (2014-16) with the Colts and appeared in 44 games, totaling 241 tackles (181), 1.0 sack, 12 interceptions including one returned for a touchdown, five quarterback hits, three tackles for loss, seven forced fumbles, five fumble recoveries and 19 passes defended, earning him two Pro Bowl selections during his time with the Colts (2014, 2015).
- Texans ILB **Tyrell Adams** spent the 2018 offseason and preseason with the Colts before being signed to the Texans practice squad prior to Week 5.
- Special Teams Coordinator **Brad Seely** began his NFL coaching career as the Special Teams/Tight Ends Coach for the Colts from 1989-93.
- Senior Defensive Assistant/Outside Linebackers Coach **John Pagano** was a defensive assistant for the Colts from 1998-2001.

TEXANS-COLTS CONNECTIONS

TEXANS WITH INDIANA CONNECTIONS

- **Indiana Hometowns:** C **Nick Martin** (Indianapolis), CB **Lonnie Johnson Jr.** (Gary)
- **Attended College in Indiana:** C **Nick Martin** (Notre Dame), WR **Will Fuller V** (Notre Dame), Defensive Line Coach **Anthony Weaver** (Notre Dame)
- **Coached College in Indiana:** Tight Ends Coach **Tim Kelly** (Ball State)

COLTS WITH TEXAS CONNECTIONS

- **Texas Hometowns:** LB **Matthew Adams** (Missouri City), G/T **Le'Raven Clark** (Bryan), LB **E.J. Speed** (Fort Worth), RB **Johnathan Williams** (Allen), Defensive Quality Control Coach **David Overstreet II** (Dallas), WR **Marcus Johnson** (League City)
- **Attended College in Texas:** LB **Matthew Adams** (Houston), DT **Margus Hunt** (SMU), DE **Ben Bangou** (TCU), LB **E.J. Speed** (Tartleton State), T/G **Le'Raven Clark** (Texas Tech), WR **Marcus Johnson** (Texas)
- **Coached College in Texas:** Wide Receivers Coach **Kevin Patullo** (Texas A&M)

NFL CONNECTIONS

HOUSTON
TEXANS

COLTS

RB Taiwan Jones (2017-18)
O-Line Coach Mike Devlin (1993-95)



RB Johnathan Williams (2016-17)
Head Coach Frank Reich (1985-94)

OLB Barkevious Mingo (2013-15)
RB Duke Johnson (2015-18)
S Tashaun Gipson Sr. (2012-15)
RB Carlos Hyde (2018)
T Roderick Johnson (2017)



DT Trevon Coley (2017-18)
CB Pierre Desir (2014-15)
QB Brian Hoyer (2013-14)
DE Jabaal Sheard (2011-14)

QB AJ McCarron (2015-17)



DT Margus Hunt (2013-16)

RB Taiwan Jones (2011-16)
ILB Tyrell Adams (2016-17)
STs Coordinator Brad Seely (2015-17)
Asst. STs Coordinator Tracy Smith (2015-17)
Sr. Defensive Asst./OLBs John Pagano (2017)
CB Gareon Conley (2017-19)



DE/DT Denico Autry (2014-17)

OLB Barkevious Mingo (2016)
Head Coach Bill O'Brien (2007-11)
CB Keion Crossen (2018)
STs Coordinator Brad Seely (1999-08)
QBs Coach Carl Smith (1997-99)



QB Jacoby Brissett (2016)
QB Brian Hoyer (2009-11, 2017-18)
DE Jabaal Sheard (2015-16)
K Adam Vinatieri (1996-05)

S Jahleel Addae (2016-18)
Sr. Defensive Asst./OLBs John Pagano (2002-16)



CB Pierre Desir (2016)

TE Darren Fells (2017)



TE Eric Ebron (2014-17)
S Ron Milligan (2017-18)

C/G Zach Fulton (2014-17)
Asst. HC/DC Romeo Crennel (2002-16)



DE Justin Houston (2011-18)

CB Bradley Roby (2014-18)



QB Chad Kelly (2017-18)

COACHING CONNECTIONS

- Texans Special Teams Coordinator **Brad Seely** and Assistant Special Teams Coordinator **Tracy Smith** coached Colts Special Teams Coordinator **Bubba Ventrone** when Ventrone played safety for the Browns from 2009-10 and again in San Francisco from 2013-14. Under Seely and Smith in San Francisco, Ventrone was a special teams captain and was voted Special Teams Player of the Year by his teammates and coaches. Seely also coached Ventrone at the Patriots from 2007-08.
- Colts Defensive Quality Control Coach **David Overstreet II** coached Texans CB **Lonnie Johnson Jr.** at Garden City Community College in 2016 as a cornerbacks coach/defensive pass game coordinator.
- Texans Senior Defensive Assistant/Outside Linebackers Coach **John Pagano** spent 15 years with the Chargers, serving in a variety of positions. Colts Head Coach **Frank Reich** joined Pagano on the Chargers coaching staff for three seasons (2013-15), where Pagano served as the defensive coordinator and Reich was the quarterbacks coach in 2013 and the offensive coordinator from 2014-15. Texans Inside Linebackers Coach **Bobby King** also coached with the pair from 2014-15 along with Colts Offensive Coordinator **Nick Sirianni** who coached with the Chargers from 2013-17. Colts Tight Ends Coach **Jason Michael** was also on the Chargers' coaching staff with Pagano from 2011-13.
- Colts Defensive Coordinator **Matt Eberflus** spent two seasons (2009-10) with the Cleveland Browns, coaching alongside Texans Quarterbacks Coach **Carl Smith**, Special Teams Coordinator **Brad Seely** and Assistant Special Teams Coordinator **Tracy Smith**.
- Texans Offensive Line Coach **Mike Devlin** and Colts Tight Ends Coach **Jason Michael** coached alongside one another with the New York Jets from 2006-07.
- Texans Special Teams Coordinator **Brad Seely** coached alongside Colts running backs Coach **Tom Rathman** with the 49ers from 2011-14. Texans Assistant Special Teams Coordinator **Tracy Smith** joined the pair in 2012 and served on the 49ers coaching staff from 2012-14.
- Texans Assistant Head Coach/Defensive Coordinator **Romeo Crennel** and Colts Offensive Coordinator **Nick Sirianni** served together on the Chiefs' coaching staff from 2010-12.

PLAYER QUICK NOTES

QUARTERBACKS (2)

2 AJ MCCARRON 6-3 215 6th season Alabama

Sixth-year quarterback entering his first year with the Texans after signing as a free agent on March 20, 2019...Has thrown for 928 yards and six touchdowns over his five seasons in the league, including a career-high 854 yards and six touchdowns for the Bengals in 2015...Originally selected in the fifth round of the 2014 NFL Draft by the Bengals...Led Alabama to back-to-back National Championships in (2011-12).

4 DESHAUN WATSON 6-2 215 3rd season Clemson

Finished 345-of-505 passing (68.3%) in 2018 for 4,165 yards, 26 touchdowns, nine interceptions and a franchise-record 103.1 passer rating, while also rushing 99 times for 551 yards (5.6 avg.) and five touchdowns...Became the first quarterback to record at least 4,000 yards and 25 passing touchdowns and rush for 500 yards and five touchdowns in a single season in NFL history...Set NFL records for most passing touchdowns (19) through a player's first seven career games and most passing touchdowns (18 in Weeks 3-8) by a rookie over any five-game span in NFL history...Recorded three games with four-or-more passing touchdowns, joining Fran Tarkenton as the only rookies in NFL history to do so...Selected with the 12th overall pick of the 2017 NFL Draft...Led Clemson to back-to-back national championship appearances, lifting the Tigers to their second-ever title following 2016.

TIGHT ENDS (2)

87 DARREN FELS 6-7 270 6th season California-Irvine

Sixth-year pro entering his first season with the Texans...Racked up 830 yards and 10 touchdowns on 68 receptions in 70 career games (48 starts) for three NFL franchises including the Cardinals, Lions and Browns...Last season (2018), played in all 16 games (11 starts) and recorded 11 receptions for 117 yards (10.6 avg.) and three touchdowns, while helping the Browns rushing offense improve from 4.46 yards per carry in 2017 to 4.61 in 2018...Originally entered the league as a free agent with the Seahawks before being signed by the Cardinals in 2013.

88 JORDAN AKINS 6-4 243 2nd season Central Florida

In 2018, finished his rookie season with 17 receptions for 225 yards...Selected with the 34th pick of the third round (98th overall) in the 2018 NFL Draft...Compiled 1,149 receiving yards and eight touchdowns in 41 collegiate games...Also returned punts and kicks for the Knights...Selected by the Texas Rangers in the third round of the 2010 MLB Draft as an outfield prospect...Hit 24 home runs and stole 42 bases in 321 minor league games before attending Central Florida.



WIDE RECEIVERS (6)

10 DeANDRE HOPKINS 6-1 212 7th season Clemson

Three-time Pro Bowler (2015, 2017-18), two-time NFL AP All-Pro First Team selection (2017-18) and one-time All-Pro Second Team selection (2015)...Recorded the most receptions (528) by a player in his first six seasons in NFL history...Ranks second in franchise history in receiving yards, receiving touchdowns and career receptions...Became the second-youngest player in NFL history to reach 7,000 career receiving yards behind only Larry Fitzgerald...Became the second-youngest player in NFL history to reach 500 career receptions behind only Larry Fitzgerald...Joined Randy Moss as the only wide receivers to record at least 500 receptions, 7,400 yards and 47 touchdowns through a player's first six seasons in NFL history...Led the NFL and set single-season franchise records for touchdown receptions (13) and games with a touchdown reception (10) in 2017...Drafted in 2013 with the 27th pick.

11 STEVEN MITCHELL JR. 5-10 186 1st season Southern California

Spent Weeks 1-7 on the practice squad before being signed to the active roster on Oct. 22, 2019...Spent Weeks 9-17 of the 2018 season on the Texans practice squad before joining the Texans active roster on Dec. 24, 2018...Initially entered the league as a college free agent with the Los Angeles Rams on May 1, 2018 and spent Weeks 1-7 on the Rams practice squad.

12 KENNY STILL 6-1 202 7th season Oklahoma

Traded to the Texans on Sept. 2, 2019...Recorded 259 receptions for 4,138 yards (16.0 avg.) and 32 touchdowns in 94 career games (71 starts) with the Saints (2013-14) and Dolphins (2015-18)...Caught 21 touchdowns over the last three seasons, including a career-high nine in 2016, and only missed one game over that span...Ranks second in the NFL in yards per catch since entering the league in 2013 (min. 200 rec.)...Drafted by the Saints with the 11th pick in the fifth round (144th overall) in the 2013 NFL Draft.

14 DeANDRE CARTER 5-8 190 2nd season Sacramento State

Appeared in 14 total games (four starts) in 2018 with the Eagles and the Texans...Played in seven games with the Texans and recorded 20 receptions for 195 yards (9.8 avg.), 146 punt return yards (9.1 avg.) and 221 kick return yards (24.6 avg.)...Claimed off waivers by the Texans prior to Week 10...Also spent time with Baltimore, Oakland, New England and San Francisco...Originally signed by the Ravens as a college free agent in 2015...Caught 207 passes for 2,760 yards (23.7 avg.) and 35 touchdowns in 41 collegiate games at Sacramento State.

15 WILL FULLER V 6-0 184 4th season Notre Dame

Pulled in 32 receptions for 502 yards in seven games in 2018...Scored a touchdown on seven of his first 11 receptions of the 2017 season...Since 1991, no player in the NFL has reached seven receiving touchdowns on fewer receptions in a season...Led the NFL with three games of two-or-more receiving touchdowns in 2017...Selected by the Texans with the 21st overall pick in the 2016 NFL Draft...Had 144 catches for 2,512 receiving yards and 30 touchdowns in his Fighting Irish career.

16 KEKE COUTEE 5-11 187 2nd season Texas Tech

Appeared in seven games of his rookie season and recorded 397 yards and two touchdowns on 39 receptions...Set franchise records for most receptions (11) and receiving yards (109) in his NFL debut at Indianapolis (9/30)...His 11 receptions were the most by a rookie receiver in his NFL debut since the NFL/AFL merger...Selected with the third pick in the fourth round (103rd overall) of the 2018 NFL Draft...Caught 159 passes for 2,424 yards and 17 touchdowns in 38 career college games.

PLAYER QUICK NOTES

RUNNING BACKS (4)

23 CARLOS HYDE 6-0 229 6th season **Ohio State**

Traded to the Texans on Aug. 31, 2019...Ran for 3,300 yards and 26 touchdowns while adding 667 receiving yards and three touchdowns on 119 receptions before Houston...Appeared in 14 games (seven starts) in 2018, beginning the season in Cleveland before being traded to Jacksonville...Spent 2014-17 with San Francisco and rushed for 938 yards and a career-high eight touchdowns in 2017... Selected by the 49ers in the second round (57th overall) of the 2014 Draft...Finished his collegiate career with 3,198 yards and 37 touchdowns on 523 carries, while adding 34 receptions for 271 yards and four scores.

25 DUKE JOHNSON 5-9 210 5th season **Miami (Fla.)**

Traded to the Texans from the Browns on Aug. 9, 2019...Appeared in 64 games (10 starts) in four seasons with Cleveland and totaled 1,286 rushing yards and five rushing touchdowns along with 235 receptions for 2,170 yards and eight touchdowns...Joined Herschel Walker (1986-88) as the only NFL running backs to record 500 receiving yards in each of their first three seasons (2015-17)...Caught 47 passes for 429 yards and tied his career high with three receiving touchdowns in 2018... Drafted by the Browns with the 13th pick in the third round (77th overall) of the 2015 NFL Draft...Finished his college career as the Hurricanes' all-time leader in total rushing yards (3,519), total all-purpose yards (5,526) and total kickoff return yards (1,288) while tallying 26 career rushing touchdowns and four receiving touchdowns.

34 TAIWAN JONES 6-0 195 9th season **Eastern Washington**

Nine-year pro in his first season with the Texans...Spent the last two seasons with the Bills and the six prior with the Raiders...Began the season with 1,890 kick return yards since entering the league in 2011... Has recorded 183 rushing yards in his eight seasons as a running back and caught 18 of his 25 targets (72%) for 251 yards and a touchdown... His 72.0 receiving percentage since entering the league in 2011 ranked him in the top 25 among players with at least 80 games and 25 targets during that span...Drafted in the fourth round by the Raiders in 2011... Played four seasons at Eastern Washington where he holds the school record for all-purpose yards per game (162.0) and recorded 5,021 all-purpose yards over his career.

38 BUDDY HOWELL 6-1 218 2nd season **Florida Atlantic**

Played in 15 games of his rookie season in 2018, contributing mostly on special teams where he finished tied for second on the team with nine special teams tackles, one forced fumble and one fumble recovery...Originally signed as a college free agent with the Dolphins in 2018 but was claimed off waivers by the Texans on Sept. 2, 2018...Tallied 2,424 yards on 463 carries (5.2 avg.) and 22 touchdowns in 29 career games with the Owls.

FULLBACKS (1)

44 CULLEN GILLASPIA 6-2 235 Rookie **Texas A&M**

Selected with the sixth pick of the seventh round (220th overall) in the 2019 NFL Draft...Spent five seasons at Texas A&M, joined as a walk-on in 2014 and earned a scholarship in 2016...Served as the Aggies' 12th man in every game of the 2016, 2017 and 2018 seasons...Became the first 12th man to be selected in the NFL Draft...Appeared in 41 games, primarily on special teams, but transitioned to fullback as a senior.

OFFENSIVE LINE (8)

63 RODERICK JOHNSON 6-6 306 3rd season **Florida State**

Made his NFL debut and participated on special teams in 2018... Claimed off waivers by the Texans on June 20, 2018...Spent the 2017 season on the Reserve/Injured list as a member of the Cleveland Browns...Originally selected by the Browns in the fifth round of the 2017 NFL Draft...Earned All-America and first-team All-ACC recognition in 2015 and 2016 at Florida State.

65 GREG MANCZ 6-4 302 5th season **Toledo**

Appeared in all 16 games (four starts) of 2018 and contributed in the Wild Card Round vs. Indianapolis...Started all 16 regular season games and both postseason contests in 2016, making him the only Texans lineman to start every game of the year...Has participated in 45 games (27 starts) with the Texans since entering the league...Signed by the Texans as a rookie free agent following the 2015 NFL Draft...Played four seasons (2011-14) at the University of Toledo and named second-team All-America by the Football Writers Association of America after his senior season in 2014.

66 NICK MARTIN 6-4 295 4th season **Notre Dame**

Started all 16 games at center for the first time in his career in 2018... Made his NFL debut and started 14 games at center in 2017...Placed on the Reserve/Injured list on Aug. 30 and missed the entire 2016 season...Selected by the Texans with the 19th pick in the second round (50th overall) of the 2016 NFL Draft...Played four seasons (2012-15) at the University of Notre Dame, appearing in 50 games (37 starts).

71 TYTUS HOWARD 6-6 311 Rookie **Alabama State**

Selected with the 23rd pick of the first round in the 2019 NFL Draft... Became the first offensive lineman drafted in the first round by the Texans since 2008...A three-year starter and three-year captain at Alabama State...Earned FCS First-Team All-America honors from HERO Sports during his senior season in 2018...Began his career as a walk-on tight end before transitioning to offensive line...Grew two inches and gained more than 100 pounds over the duration of his college career.

73 ZACH FULTON 6-5 321 6th season **Tennessee**

Entering his second season with the Texans...Started 13 regular season games in 2018...Started at right guard in the Wild Card game vs. Indianapolis in 2018...Has appeared in 76 career games with 59 starts... Originally selected by the Chiefs in the sixth round of the 2014 NFL Draft.

74 MAX SCHARPING 6-6 317 Rookie **Northern-Illinois**

Selected with the 23rd pick of the second round (55th overall) in the 2019 NFL Draft...Started every game of his four-year career at Northern Illinois after redshirting in 2014... Earned All-MAC honors at right tackle in 2016 and left tackle in 2017...Did not miss a snap during his senior season in 2018.

77 CHRIS CLARK 6-5 305 10th season **Southern Miss**

Signed by the Texans on Oct. 16, 2019...Played in 15 games for the Panthers in 2018, starting at left tackle in 13 contests...Played in 37 games (26 starts) for the Texans from 2015-17 after he was acquired via trade with the Broncos...Played in 69 games (27 starts) for Denver from 2010-14...Originally signed as a college free agent by Tampa Bay and spent time with Minnesota in 2008-09...Played 48 games (39 starts) in college.

78 LAREMY TUNSIL 6-5 313 4th season **Mississippi**

Traded to the Texans on Sept. 2, 2019...Started all 44 games he played in from 2016-18 after being drafted by the Miami Dolphins with the 13th overall pick in the 2016 NFL Draft out of Mississippi...Has allowed only 8.5 sacks in his entire NFL career (2016-19), including just 1.0 in 15 games last season...Named to the PFWA All-Rookie team in 2016 and started his only career postseason game that year...Two-time First-team All-SEC (2014, 2015) at Ole Miss.

PLAYER QUICK NOTES

SECONDARY (12)

20 JUSTIN REID 6-1 203 2nd season **Stanford**

Compiled 81 total tackles, 10 passes defended, one quarterback hit, two tackles for loss, one forced fumble, two fumble recoveries and seven special teams tackles in 16 games as a rookie in 2018...Finished tied for the team-lead with three interceptions, including one returned 101 yards for a touchdown, which tied for the second-longest interception return touchdown by a rookie in NFL history, trailing only Pete Barnum's 103-yard return in 1926...Selected by the Texans in the third round (68th overall) in the 2018 NFL Draft...Recorded 179 total tackles (105 solo), 20 passes defended, 10.5 tackles for loss, two interceptions, one fumble recovery and 1.0 sack in 39 career games played at Stanford.

21 BRADLEY ROBY 5-11 194 6th season **Ohio State**

Sixth-year pro entering his first season with the Texans after being signed as an unrestricted free agent in March 2019...Last season (2018), started a career-high 15 games for the Broncos...Amassed 235 total tackles (210 solo), 60 passes defended, seven interceptions, eight tackles for loss, seven forced fumbles, four fumble recoveries and two interceptions returned for touchdowns in 79 career games played (29 starts) with the Broncos from 2014-18...Has only missed one career game in five NFL seasons...Super Bowl 50 Champion...Originally selected by the Broncos with the 31st pick in the first round of the 2014 NFL Draft...Played four seasons for the Buckeyes and tallied 44 passes defended and eight interceptions, including two interceptions returned for touchdowns in his career.

22 GAREON CONLEY 6-0 190 3rd season **Ohio State**

Traded to the Texans from Oakland on Oct. 22, 2019...Started the first six games for the Raiders, compiling 23 total tackles, one interception and two passes defended...Appeared in 15 contests in 2018 after appearing in only two as a rookie in 2017...Posted a team-high 15 passes defended in 2018, tied for the fifth-most in the league, while adding three interceptions...Selected by the Raiders in the first round (24th overall) of the 2017 NFL Draft...Played three seasons at Ohio State, seeing action in 42 games and starting 27 games at cornerback...Totalled 91 tackles (66 solo), six interceptions, 15 passes defended and a half-sack over his career...Part of a Buckeye team that won the 2014 National Championship and made the College Football Playoff in 2016.

24 JOHNATHAN JOSEPH 5-11 186 14th season **South Carolina**

Fourteen-year veteran in his ninth season with the Texans...Two-time Pro Bowl selection (2012, 2013)...Associated Press Second Team All-Pro (2011)...All-time leader in passes defended in Texans history...Tied with Kareem Jackson for the most career interceptions in franchise history...Leads all active NFL cornerbacks in career total tackles...Since he entered the NFL in 2006, leads all players in passes defended...One of three players to play in every postseason game in Texans history...Tied with Brian Cushing for the most career postseason tackles in Texans postseason history with 40...Owns 30 career interceptions, seven forced fumbles and six fumble recoveries...Recorded 58 total tackles (49 solo), 13 passes defended, two interceptions, including one returned for a touchdown and one tackle for loss in 14 regular season games in 2018...Signed by the Texans on July 29, 2011 and re-signed on June 18, 2015.

27 MIKE ADAMS 5-11 205 16th season **Delaware**

Signed by the Texans on Oct. 1, 2019...Two-time Pro Bowl selection (2014-15)...Appeared in 222 games (149 starts) from 2004-18 and recorded 867 tackles (651 solo), 6.0 sacks, 30 interceptions (including two returned for touchdowns), 90 passes defended. 25 quarterback hits, 15 tackles for loss, 13 forced fumbles and 16 fumble recoveries...Now in his 16th year in the league, he is the longest-tenured active safety in the NFL...The only active NFL player with at least 800 tackles and 30 interceptions...Has spent time with San Francisco (2004-06), Cleveland (2007-11), Denver (2012-13), Indianapolis (2014-16) and Carolina (2017-18)...Signed by the 49ers as a college free agent in 2006.

28 VERNON HARGREAVES III 5-10 204 4th season **Florida**

Claimed off waivers by the Texans on Nov. 13, 2019...Played in nine games (nine starts) with the Buccaneers to start the season, totaling 40 tackles (36 solo), one interception returned for a touchdown, four passes defended and one fumble recovery before being waived by the Buccaneers...Started in the 2018 season opener before suffering a season-ending injury and spending the rest of the season on the Reserve/Injured list...Played in nine games (eight starts) with the Buccaneers in 2017 before being placed on the Reserve/Injured list prior to Week 16...Started in all 16 games for the Buccaneers as a rookie in 2016...Selected by Tampa Bay in the first round (11th overall) of the 2016 NFL Draft...Played three seasons (2013-15) at the University of Florida.

30 CORNELL ARMSTRONG 6-0 185 2nd season **Southern Miss**

Signed by the Texans on Sept. 2, 2019 after being waived by the Dolphins...Appeared in 15 games of his rookie season as a reserve cornerback for Miami...Finished the season with six tackles on defense and two tackles on special teams...Selected by the Dolphins in the sixth round (209th overall) of the 2018 Draft...Spent four seasons (2014-17) at Southern Miss, playing in 47 games (40 starts)...Racked up 146 tackles (108 solo), two interceptions and nine passes defended in college.

32 LONNIE JOHNSON JR. 6-2 213 Rookie **Kentucky**

Selected with the 22nd pick of the second round (54th overall) in the 2019 NFL Draft...Played two seasons at Kentucky after transferring from junior college...Appeared in 26 games (18 starts) in college and totaled 64 tackles, three tackles for loss, 1.0 sack, 12 passes defended, two blocked kicks, an interception and a forced fumble.

33 A.J. MOORE JR. 5-11 200 2nd season **Mississippi**

Finished with a team-leading 11 special teams tackles in 16 games as a rookie in 2018...Originally signed by the Patriots as a college free agent following the 2018 Draft...Played four seasons in college, recording 132 total tackles, 2.0 sacks, five passes defended, three fumble recoveries and two forced fumbles in 37 games...Twin brother C.J. plays safety for the Lions and cousin is Texans CB Cornell Armstrong.

35 KEION CROSSEN 5-10 185 2nd season **Western Carolina**

Traded to the Texans from the Patriots on Aug. 31, 2019...Appeared in 11 games for the Patriots as a cornerback, contributing mostly on special teams in 2018...Selected by the Patriots in the seventh round (243rd overall) of the 2018 Draft...Played four seasons in college (2014-17) and appeared in 46 games (23 starts)...Competed in track & field.

37 JAHLEEL ADDAE 5-10 195 7th season **Central Michigan**

Seventh-year pro in his first season with the Texans after being signed as a free agent in May 2019...Spent the last six seasons (2013-18) with the Chargers, racking up 361 tackles (283 solo), 4.5 sacks, 15.5 tackles for loss, two interceptions, two forced fumbles and three fumble recoveries in 80 games (59 starts)...Only the second undrafted player in Chargers history to surpass 300 career tackles...Originally entered the league as a college free agent with the Chargers.

39 TASHAUN GIPSON SR. 5-11 212 8th season **Wyoming**

Eighth-year veteran in his first season with the Texans after being signed as a free agent in March 2019...Last season, started all 16 games for the Jaguars and recorded 54 total tackles (44 solo), one interception, seven passes defended, one tackle for loss and one quarterback hit...Selected to the 2014 Pro Bowl after ranking second in the NFL with six interceptions in 2014...Led the AFC in interceptions in back-to-back seasons (2013-14)...Initially entered the league with the Browns as a college free agent in 2012...Played four seasons at Wyoming (2008-11) and started all 50 games of his collegiate career.

PLAYER QUICK NOTES

LINEBACKERS (9)

41 ZACH CUNNINGHAM 6-3 238 3rd season Vanderbilt

Finished 2018 tied for first in the NFL among second-year linebackers and tied for the team lead with a career-high 105 tackles (73 solo) and added five passes defended, one interception returned for a touchdown, three tackles for loss, two forced fumbles and one fumble recovery...Finished tied for second among all NFL rookies in total tackles in 2017...First player in franchise history to record 80 total tackles and eight special teams tackles in a single season...Drafted 57th overall in the 2017 NFL Draft...Two-time first-team All-SEC selection (2015-16) and the first-ever Vanderbilt player to earn consensus first-team All-America honors (2016).

50 TYRELL ADAMS 6-2 230 4th season West Georgia

Fourth-year veteran entering his second season with the Texans after spending time with the Colt, 49ers, Chiefs, Raiders, Seahawks and Bills...Last season (2018), contributed mostly on special teams, recording six special teams tackles and one blocked punt...Initially entered the league as a college free agent signing with the Seahawks...Tallied 220 total tackles, 22.5 tackles for loss, 3.0 sacks and four interceptions in 44 career games at West Georgia from 2011-14.

51 DYLAN COLE 6-0 237 3rd season Missouri State

Last season (2018), appeared in eight games and finished the season with 13 tackles (all solo), one tackle for loss and three passes defended...In 2017, became the first rookie to record an interception for a touchdown in franchise history in 2017... Was also the only college free agent in the NFL with a pick-six in 2017 and the first rookie college free agent linebacker with an interception returned for a touchdown since Chase Blackburn did it for the Giants in 2005...Signed with the Texans as a college free agent following the 2017 NFL Draft.

52 BARKEVIOUS MINGO 6-5 235 7th season LSU

Traded to the Texans from Seattle on Sept. 2, 2019...Compiled 181 total tackles (128 solo), 10.0 sacks, one interception, 29 quarterback hits, 21 tackles for loss, 14 passes defended, five forced fumbles, five fumble recoveries and 33 special teams tackles in 94 games played (36 starts) with the Browns (2013-15), Patriots (2016), Colts (2017) and Seahawks (2018)...Has appeared in four postseason games and won Super Bowl LI with the Patriots in 2017...Drafted by the Browns with the sixth overall pick in the 2013 NFL Draft out of LSU...Amassed 199 tackles, 15.0 sacks, 27 quarterback hurries and 11 passes defended over three seasons (2010-13) at LSU.

54 JACOB MARTIN 6-2 242 2nd season Temple

Traded to the Texans from Seattle on Sept. 2, 2019...Appeared in all 16 games as a rookie for the Seahawks in 2016 after Seattle drafted him with the 12th pick in the sixth round (186th overall) in the 2018 NFL Draft out of Temple...Recorded 3.0 sacks, eight quarterback hits, two tackles for loss, two forced fumbles and two fumble recoveries while also notching four special teams tackles...Racked up 80 tackles (42 solo), 17.5 tackles for loss, 11.5 sacks, two passes defended, two forced fumbles, and four fumble recoveries (one returned for a touchdown) over his collegiate career.

55 BENARDRICK MCKINNEY 6-4 257 5th season Mississippi State

Started all 16 games in 2018 and tied for the team lead with 105 total tackles, helping him to earn his first-career Pro Bowl selection... Added 1.5 sacks, a career-high seven passes defended, five tackles for loss, five quarterback hits and one forced fumble... Finished sixth in the league in total tackles among all players with 3.0-or-more sacks in 2017...Ranked 11th in the NFL in tackles with a team-leading and career-high 129 in 2016...Compiled the eighth-most tackles in a single season in team history in 2016...Named Associated Press Second Team All-Pro in 2016...Became the only player in the NFL and second player in franchise history with at least 100 tackles and 5.0 sacks in a season in 2016...Signed a contract extension on June 14, 2018...Drafted by the Texans in the second round (43rd overall) in 2015.

57 BRENNAN SCARLETT 6-4 263 4th season Stanford


Last season (2018), recorded 12 total tackles, two quarterback hits, three passes defended and notched the first interception of his career and his first forced fumble...Has appeared in 30 games (eight starts) over his three seasons with the Texans...Also established himself as a key figure on special teams as he has recorded 12 tackles and one fumble recovery on special teams since 2016...Signed by the Texans as a college free agent following the 2016 NFL Draft...Joined Stanford as the program's first-ever graduate transfer after playing three seasons at the University of California, Berkeley (2011-12; 14).

58 PETER KALAMBAYI 6-3 254 2nd season Stanford

Appeared in 15 games as a rookie in 2018, totaling five tackles on defense and eight special teams tackles...Selected by the Texans in the sixth round of the 2018 NFL Draft...Played four seasons at Stanford where he was a two-year captain and racked up 190 tackles, 18.5 sacks, 28 tackles for loss, eight pass breakups, two forced fumbles and an interception in 54 career games.

59 WHITNEY MERCILUS 6-4 258 8th season Illinois

Named Associated Press Second Team All-Pro in 2016...AFC Defensive Player of the Month (December 2015)...AFC Defensive Player of the Week (Week 1, 2016)...Ranks third in franchise history in sacks... Franchise postseason sack leader with 6.0...Has 10 career games with 2.0-or-more sacks...Became the first player in franchise history and the fifth player in the NFL since 1982 to post two games with 3.5-or-more sacks in a season in 2015...Recorded the most sacks (3.0) in a postseason game in Texans history (Wild Card Game vs. Kansas City 1/9/16)...Tied the franchise rookie record with 6.0 sacks in 2012...Re-signed with the Texans on May 5, 2015...2012 first-round pick.



PLAYER QUICK NOTES

DEFENSIVE LINE (6)

91 CARLOS WATKINS 6-3 297 3rd season Clemson

Appeared in 16 games (six starts) in his two seasons in the league and recorded 24 tackles, four tackles for loss, one sack, one quarterback hit and one pass defended before 2019...Selected in the fourth round (142nd overall) of the 2017 NFL Draft...Was a two-time first-team All-ACC selection and a second-team AP All-American in 2016...Had 191 total tackles, 26 tackles for loss and 14.0 sacks over 53 games (30 starts) from 2012-16...His 10.5 sacks in 2016 are the most ever by a Clemson defensive tackle...Started on the 2016 Clemson national championship team...Played and roomed with DE/NT D.J. Reader.

92 BRANDON DUNN 6-2 310 4th season Louisville

In his fourth season with the Texans...Tallied 24 total tackles (13 solo), a career-high four tackles for loss and one forced fumble in 14 games with a career-high 10 starts in 2018...Spent the 2016 season on the Texans' practice squad...Originally signed by the Bears as a college free agent following the 2014 NFL Draft...Recorded career totals of 101 tackles, 3.0 sacks, two fumble recoveries and two passes defended in four seasons (2010-13) at Louisville.

93 JOEL HEATH 6-6 302 4th season Michigan State

Signed with the Texans on Nov. 11, 2019 after being released on Aug. 31...Appeared in 30 games (15 starts) in four seasons with the Texans before 2019...Racked up 34 tackles, three tackles for loss, three sacks and five quarterback hits since entering the league in 2016...Started six games as a rookie, which marked the most by an undrafted rookie defensive lineman in team history...Became the first undrafted rookie in franchise history and only undrafted rookie in the NFL with 2.0 sacks in a game in 2016...Signed by the Texans as a college free agent following the 2016 NFL Draft...Had 60 career total tackles, including 10.5 for loss and 4.5 sacks in four years at Michigan State (2012-15).

94 CHARLES OMENIHU 6-5 280 Rookie Texas

Selected with the 23rd pick of the fifth round (161st overall) in the 2019 NFL Draft...Appeared in 51 games (33 starts) over four seasons at the University of Texas and totaled 99 tackles (68 solo), 29.5 tackles for loss, 17.0 sacks, 12 quarterback hurries, three forced fumbles and one fumble recovery...Awarded Big 12 Defensive lineman of the Year and named first team All-Big 12 after his senior season in 2018.

97 ANGELO BLACKSON 6-4 319 5th season Auburn

Fifth-year pro entering his third season with the Texans...Re-signed by the Texans on March 11, 2019...Played in all 16 games (four starts) of 2018 and posted career highs in tackles (24), passes defended (three) and fumble recoveries (one)...Originally selected by Tennessee with the first pick of the fourth round in the 2015 NFL Draft...Appeared in 52 games with the Tigers, recording 65 total tackles 4.5 sacks, three forced fumbles, one fumble recovery and two passes defended.

98 D.J. READER 6-3 347 4th season Clemson

Finished with 33 total tackles (23 solo), three quarterback hits and set career highs in sacks (2.0), tackles for loss (five) and games started (16) in 2018...Ranked second among all NFL nose tackles in total tackles in 2017...Appeared in all 16 games with seven starts as rookie in 2016...Selected by the Texans with the 27th pick in the fifth round (166th overall) of the 2016 NFL Draft...Played four seasons at Clemson (2012-15), recording 145 total tackles, nine tackles for loss and 5.0 sacks...Played and roomed with Texans DE Carlos Watkins while at Clemson.

SPECIALISTS (3)

7 KA'IMI FAIRBAIRN (K) 6-0 183 4th season UCLA

Set franchise records and led the NFL in points scored (150) and field goals made (37) in 2018...Connected on his final 15 field goal attempts of the season...Became the first NFL kicker since 2000 to hit game-winning field goals in overtime in consecutive games...Made 11 straight field goal attempts to start the 2017 season, the most consecutive field goals made to start a Texans career in franchise history...Produced 92 points in 2017, which is the most by a first-year player in Texans history and the third-most by a rookie...Missed the entire 2016 season due to injury...Signed by the Texans as a college free agent on May 5, 2016...Played four seasons at UCLA (2012-15) and was the winner of the Lou Groza Award in 2015.

9 BRYAN ANGER (P) 6-3 205 8th season California

Posted a gross punting average of 46.2 yards from 2012-18, which ranks ninth in NFL history among punters with at least 250 career attempts...Landed 189 punts inside the 20 from 2012-18, the seventh-best mark over that span...Spent the last three seasons in Tampa Bay...Recorded a net punting average of 38.9 and a gross punting average of 46.2 in 57 punts during 2018...Originally drafted by the Jaguars with the seventh pick in the third round (70th overall) of the 2012 NFL Draft.

46 JON WEEKS (LS) 5-10 242 10th season Baylor

Has handled every extra point, field goal and punt snap since 2010 and has contributed with 23 special teams tackles over nine seasons with the team...Named to the 2015 Pro Bowl...Has played in every game since 2010 and is second in Texans history in career games played...His streak of consecutive regular season games played is the longest streak in Texans history...One of three players to play in every post-season game in Texans history...Signed a contract extension with the Texans on Sept. 8, 2015...Originally signed by the Texans in 2010 and made the roster out of training camp.



TEXANS TV & RADIO INFORMATION

NETWORK TV

Network	Show	Show Day	Show Time
KTRK	Inside The Game	Sunday	10:35 p.m.
KTRK	Texans Extra Points	Saturday	6:30 - 7 p.m.
KTRK	Texans Buzz	Saturday	11 - 11:30 p.m.
KPRC	Texans Gameday	Sunday	8:30 - 9 a.m.
Telemundo	Primero y Diez	Sunday	11 - 11:30 p.m.

TEXANS RADIO

Network	Show	Show Day	Show Time
SportsRadio 610	Texans Monday	Monday	8 - 10 a.m.
SportsRadio 610	Bill O'Brien Show	Monday	5 - 6 p.m.
SportsRadio 610	Texans All Access	Monday – Friday	6 - 8 p.m. (Except for Mon & Thu due to MNF & TNF)
SportsRadio 610	Fuddruckers Texans Players Show	Tuesday	6 - 7 p.m.
SportsRadio 610	Texans Replay w/ John Harris	Tuesday	8 - 9 p.m.
SportsRadio 610	Texans Countdown	Gameday	3 Hours prior to Kickoff
SportsRadio 610	Texans Gameday	Gameday	In-Game
SportsRadio 610	Texans Post Game	Gameday	3 Hours following each game

TEXANS SPANISH RADIO

Network	Show	Show Day	Show Time
Mega 101.1 FM	Texans Pre-Game	Gameday	30 minutes prior to Kickoff
Mega 101.1 FM	Texans Gameday	Gameday	In-Game
Mega 101.1 FM	Texans Post Game	Gameday	Half Hour following each game

TEXANS DIGITAL TV

Website	Show	Show Day	Show Time
HoustonTexans.com	Texans Unlimited	Gameday	45 minutes prior to Kickoff

TEXANS RADIO & PRESEASON TV AFFILIATES

TEXANS 2019 RADIO AFFILIATES

City	Channel	Station
Abilene, TX	92.5 FM	KMWX
Alpine, TX	1240 AM	KVLF
Amarillo, TX	940 AM	KIXZ
Austin, TX	1300 AM	KVET
Beaumont, TX	1450/1510 AM	KIKR/KBED
Big Spring, TX	1400 AM	KBYG
Brenham, TX	1280 AM	KWHI
Bryan, TX	1150 AM	KZNE
Carthage, TX	1590 AM	KGAS
Corpus Christi, TX	1230 AM	KSIX
Crockett, TX	93.5 FM	KBPC
El Campo, TX	1390 AM	KULP
Fredericksburg/Kerrville, TX	107.9 FM	KFAN
Henderson, TX	1470 AM	KWRD
Houston, TX	610 AM/100.3 FM	KILT-AM/FM
Liberty, TX	99.9 FM	KSHN
Livingston, TX	92.3 FM	KETX
Lubbock, TX	98.1 FM	KKCL
Lufkin, TX	1260 AM	KSML
Marshall, TX	1450 AM/103.9 FM	KMHT
McAllen, TX	710 AM	KBUC
Nacogdoches, TX	1260 AM	KSML
Orange, TX	1600 AM	KOGT
Plainview, TX	103.9 FM	KRIA
San Angelo, TX	1260 AM	KKSA
San Antonio, TX	760 AM	KTKR
Shreveport, LA	1130 AM	KWKH
Texarkana, TX	94.1 FM	KTRG
Tyler, TX	1410 AM	KLVQ
Victoria, TX	106.9 FM	KLUB
Waco, TX	101.3 FM	KLRK

TEXANS 2019 TV AFFILIATES

City	Channel	Station
Houston, TX	13	KTRK (ABC)
Abilene, TX	15	KXVA (FOX)
Austin, TX	24	KVUE (ABC)
Beaumont, TX	6	KFDM (CBS)
Bryan/College Station, TX	23	KAGS (NBC)
Corpus Christi, TX	10	KZTV (CBS)
El Paso, TX	4	KDBC (CBS)
Harlingen, TX	4	KGBT (CBS)
Midland/Odessa, TX	24	KPEJ (FOX)
San Angelo, TX	6	KIDY (FOX)
San Antonio, TX	4	WOAI (NBC)
Tyler, TX	56	KETK (NBC)
Victoria, TX	33	KQZY (Ind.)
Waco, TX	6	KCEN (NBC)

TEXANS 2019 SPANISH RADIO AFFILIATES

City	Channel	Station
El Paso, TX / Cd. Juarez	970 AM	XEJ-AM
Guadalajara	700 AM	XEDKR-AM
Mexico City	690 AM	XEN-AM
Monterrey	1540 AM	XESTN-AM
San Antonio, TX	103.1 FM	KHHL-FM

TEXANS TV & RADIO INFORMATION

TEXANS RADIO



SportsRadio 610 and 100.3 KILT-FM (Entercom Communications) have been the flagship stations of Texans game broadcasts since 2002. Beginning in 2012, the Texans contribute year-round ancillary programming on SportsRadio 610 and help produce nine hours of gameday coverage during the season.

The Texans Radio Network broadcast team of Marc Vandermeer and Andre Ware will continue to provide play-by-play and game analysis as they have done for the past 17 years. John Harris is in his sixth season handling sideline reporting duties, contributing to various Texans Radio and TV shows and writing for HoustonTexans.com. Harris also contributes to The Washington Post and has previously hosted national shows for Yahoo! Sports Radio.

Texans fans are guaranteed 14 hours of dedicated Texans programming every week during football season, including in excess of five hours on Mondays as part of 'Texans Monday', a two-hour 'Texans All Access' show every weeknight from 6-8 p.m. on SportsRadio 610 and streaming online at TexansRadio.com and via the Texans app for a variety of mobile devices.

Texans Radio on SportsRadio 610 is the best place to find team information on the airwaves. Exclusive shows with Head Coach Bill O'Brien (Mondays at 5 p.m.) and a player (Tuesdays at 6 p.m.) have drawn record ratings. Texans Radio also broadcasts a 60-minute condensed version of every game on Tuesdays from 8-9 p.m. on SportsRadio 610 called 'Texans Replay.' Additionally, 'Texans All Access' airs from 6-7 p.m. on weekdays in the offseason.

Texans Radio also exclusively airs Houston Texans NFL Draft coverage, with 16 hours of live on-site coverage from NRG Stadium throughout the draft, and of Houston Texans Training Camp, with daily broadcasts from the Houston Methodist Training Center throughout training camp.

TEXANS SPANISH-LANGUAGE RADIO



Mega 101 FM kicks off its third season as the flagship Spanish-language radio broadcaster of the Houston Texans and is the home of 'The Texans Show' on Tuesdays at 6 p.m. during the season.

Enrique Vasquez is in his 18th season on the Texans Spanish radio broadcast and will serve as the play-by-play for the sixth straight season. Vasquez served on the broadcast as color commentator since the team's inaugural season in 2002.

Vasquez began his career in sports radio and television in 1992 as a color analyst on the Houston Oilers Spanish Radio broadcast where he remained through the 1995 season. He has handled play-by-play duties for Fox Sports America on the network's international coverage of the NFL game of the week as well as Super Bowl XXXI and XXXII.

From 1998-2001, Vasquez served as play-by-play announcer on the Dallas Cowboys Spanish radio broadcast on select preseason game broadcasts as well as color commentator during the 2000 and 2001 seasons. He is also a regular contributor on HoustonTexans.com in both English and Spanish.

Gustavo Rangel begins his sixth season as color analyst for the Texans Radio Spanish broadcasts. Rangel is the chief editor at La Prensa de Houston and was previously a television reporter for Multimedios. He started as a sideline reporter with the Texans in the team's first two seasons in Houston and has covered every season of Texans football since then.

UPCOMING 2019-20 NFL DATES

DECEMBER

- 12 League Meeting, Las Colinas, Texas.
- 29 Week 17.
- 30 Earliest permissible date for clubs to renegotiate or extend the rookie contract of a drafted rookie who was selected in any round of the 2017 NFL Draft or any undrafted rookie signed in 2018. Any permissible renegotiated or extended player contract will not be considered a rookie contract and will not be subject to the rules that limit rookie contracts.
- 30 Option exercise period begins for Fifth-Year Option for First-Round Selections from the 2017 NFL Draft. To exercise the option, the club must give written notice to the player on or after December 30, 2019, but prior to May 5, 2020.

JANUARY 2020

- 4-5 Wild Card Playoffs.
- 5 Assistant coaches under contract to playoff clubs that have byes in Wild Card weekend may be interviewed for head coaching positions through the conclusion of the Wild Card games.
- 11-12 Divisional Playoffs.
- 12 Assistant coaches under contract to playoff clubs that won their Wild Card games may be interviewed for head coaching positions through the conclusion of Divisional Playoff games.
- 18 East-West Shrine Game, Tropicana Field, St. Petersburg, Fla.
- 19 AFC and NFC Championship Games.
- 20 Deadline for college players who are underclassmen to apply for Special Eligibility. A list of underclassmen who have been approved for entry into the 2020 College Draft will be sent to clubs on January 24.
- 25 Senior Bowl, Ladd-Peebles Stadium, Mobile, Alabama.
- 26 NFL Pro Bowl
- 26 An assistant coach, whose team is participating in the Super Bowl, who has previously interviewed for another club's head coaching job may have a second interview with such club no later than the Sunday preceding the Super Bowl.

FEBRUARY 2020

- 2 Super Bowl LIV, Hard Rock Stadium, South Florida



2019 NFL STANDINGS

AMERICAN FOOTBALL CONFERENCE

EAST DIVISION

TEAM	W	L	T	PCT	PF	PA	NET PTS	HOME	AWAY	CONF	DIV	STREAK
New England Patriots	9	1	0	.900	287	108	179	4-0-0	5-1-0	6-1-0	4-0-0	Won 1
Buffalo Bills	7	3	0	.700	211	170	41	3-2-0	4-1-0	5-2-0	3-1-0	Won 1
New York Jets	3	7	0	.300	164	255	-91	2-3-0	1-4-0	0-6-0	0-4-0	Won 2
Miami Dolphins	2	8	0	.200	139	305	-166	1-5-0	1-3-0	2-6-0	1-3-0	Loss 1

NORTH DIVISION

TEAM	W	L	T	PCT	PF	PA	NET PTS	HOME	AWAY	CONF	DIV	STREAK
Baltimore Ravens	8	2	0	.800	341	196	145	4-1-0	4-1-0	6-2-0	3-1-0	Won 6
Pittsburgh Steelers	5	5	0	.500	200	202	-2	4-2-0	1-3-0	4-3-0	1-2-0	Loss 1
Cleveland Browns	4	6	0	.400	192	228	-36	2-3-0	2-3-0	4-3-0	2-0-0	Won 2
Cincinnati Bengals	0	10	0	.000	147	276	-129	0-4-0	0-6-0	0-6-0	0-3-0	Loss 10

SOUTH DIVISION

TEAM	W	L	T	PCT	PF	PA	NET PTS	HOME	AWAY	CONF	DIV	STREAK
Indianapolis Colts	6	4	0	.600	227	206	21	4-2-0	2-2-0	5-4-0	3-0-0	Won 1
Houston Texans	6	4	0	.600	245	232	13	3-1-0	3-3-0	5-2-0	2-1-0	Loss 1
Tennessee Titans	5	5	0	.500	203	197	6	3-2-0	2-3-0	3-4-0	0-2-0	Won 1
Jacksonville Jaguars	4	6	0	.400	189	222	-33	2-3-0	2-3-0	4-4-0	1-3-0	Loss 2

WEST DIVISION

TEAM	W	L	T	PCT	PF	PA	NET PTS	HOME	AWAY	CONF	DIV	STREAK
Oakland Raiders	6	4	0	.600	225	250	-25	5-1-0	1-3-0	4-2-0	2-1-0	Won 3
Kansas City Chiefs	6	4	0	.600	284	239	45	2-3-0	4-1-0	4-3-0	2-0-0	Loss 1
Los Angeles Chargers	4	6	0	.400	207	194	13	2-3-0	2-3-0	2-5-0	0-2-0	Loss 1
Denver Broncos	3	7	0	.300	172	197	-25	2-3-0	1-4-0	3-4-0	1-2-0	Loss 1

NATIONAL FOOTBALL CONFERENCE

EAST DIVISION

TEAM	W	L	T	PCT	PF	PA	NET PTS	HOME	AWAY	CONF	DIV	STREAK
Dallas Cowboys	6	4	0	.600	286	197	89	3-2-0	3-2-0	5-3-0	4-0-0	Won 1
Philadelphia Eagles	5	5	0	.500	234	230	4	3-2-0	2-3-0	3-4-0	1-1-0	Loss 1
New York Giants	2	8	0	.200	203	289	-86	1-4-0	1-4-0	2-5-0	1-2-0	Loss 6
Washington Redskins	1	9	0	.100	125	253	-128	0-5-0	1-4-0	0-6-0	0-3-0	Loss 4

NORTH DIVISION

TEAM	W	L	T	PCT	PF	PA	NET PTS	HOME	AWAY	CONF	DIV	STREAK
Green Bay Packers	8	2	0	.800	250	205	45	5-1-0	3-1-0	5-1-0	3-0-0	Won 1
Minnesota Vikings	8	3	0	.727	289	205	84	5-0-0	3-3-0	6-2-0	1-2-0	Won 2
Chicago Bears	4	6	0	.400	169	174	-5	2-3-0	2-3-0	3-4-0	2-1-0	Loss 1
Detroit Lions	3	6	1	.300	244	272	-28	2-3-0	1-3-1	2-4-1	0-3-0	Loss 3

SOUTH DIVISION

TEAM	W	L	T	PCT	PF	PA	NET PTS	HOME	AWAY	CONF	DIV	STREAK
New Orleans Saints	8	2	0	.800	238	199	39	4-1-0	4-1-0	6-2-0	2-1-0	Won 1
Carolina Panthers	5	5	0	.500	228	257	-29	2-3-0	3-2-0	2-5-0	1-2-0	Loss 2
Atlanta Falcons	3	7	0	.300	220	262	-42	1-3-0	2-4-0	3-4-0	2-0-0	Won 2
Tampa Bay Buccaneers	3	7	0	.300	277	313	-36	1-4-0	2-3-0	3-6-0	1-3-0	Loss 1

WEST DIVISION

TEAM	W	L	T	PCT	PF	PA	NET PTS	HOME	AWAY	CONF	DIV	STREAK
San Francisco 49ers	9	1	0	.900	295	155	140	4-1-0	5-0-0	6-1-0	3-1-0	Won 1
Seattle Seahawks	8	2	0	.800	275	254	21	3-2-0	5-0-0	5-1-0	3-0-0	Won 3
Los Angeles Rams	6	4	0	.600	243	198	45	3-2-0	3-2-0	4-3-0	0-2-0	Won 1
Arizona Cardinals	3	7	1	.273	248	317	-69	1-3-1	2-4-0	2-6-1	0-3-0	Loss 4

2019 TEXANS TRANSACTIONS

JANUARY

- 7 Signed TE **Jerell Adams**, OLB **Davin Bellamy**, RB **Josh Ferguson**, OLB **Chris Landrum**, G **Maurquice Shakir**, T **David Steinmetz**, WR **Jester Weah** and WR **Isaac Whitney** to reserve/future contracts.
- 8 Signed T **Rick Leonard** to a reserve/future contract.
- 19 Signed T **Seantrel Henderson** to a one-year extension.

FEBRUARY

- 12 Released WR **Demaryius Thomas**.

MARCH

- 4 Placed the non-exclusive franchise designation on DE/OLB **Jadeveon Clowney**.
- 5 Released CB **Kevin Johnson**.
- 11 Re-signed DE **Angelo Blackson**, WR **DeAndre Carter** and DE **Joel Heath**.
- 11 Extended qualifying offers to NT **Brandon Dunn**, K **Ka'imi Fairbairn** and OLB **Brennan Scarlett**.
- 12 Signed free agent S **Tashaun Gipson Sr.**
- 14 Signed unrestricted free agent CB **Bradley Roby**.
- 15 Signed free agent CB **Brieon Boddy-Calhoun**.
- 19 Signed free agent TE **Darren Fells**.
- 20 Signed free agent QB **AJ McCarron**.
- 22 Re-signed unrestricted free agent QB **Joe Webb III**.
- 27 Signed free agent T **Matt Kalil**.

APRIL

- 3 Placed S **Andre Hal** on the Reserve/Retired list.
- 15 NT **Brandon Dunn**, K **Ka'imi Fairbairn** and OLB **Brennan Scarlett** signed their qualifying offers.
- 25 Drafted G/T **Tytus Howard** (first round) in the 2019 NFL Draft.
- 26 Drafted CB **Lonnie Johnson Jr.** (second round), G/T **Max Scharping** (second round) and TE **Kahale Warring** (third round) in the 2019 NFL Draft.
- 27 Drafted DE **Charles Omenihu** (fifth round), CB **Xavier Crawford** (sixth round) and FB **Cullen Gillaspia** (seventh round) in the 2019 NFL Draft.

MAY

- 2 Signed free agent S **Jahleel Addae**.
- 10 Signed CB **Xavier Crawford**, FB **Cullen Gillaspia**, G/T **Tytus Howard**, CB **Lonnie Johnson Jr.**, DE **Charles Omenihu** and G/T **Max Scharping**.
- 10 Signed OLB **Jesse Aniebonam**, CB **Derrick Baity Jr.**, C **D.J. Coker**, RB **Damarea Crockett**, OLB **Jamal Davis II**, WR **Johnnie Dixon**, DE **Johnny Dwight**, NT **Javi Edwards**, S **Austin Exford**, RB **Karan Higdon Jr.**, DE **Albert Huggins**, S **Chris Johnson**, WR **Tyron Johnson**, ILB **Drew Lewis**, WR **Stephen Louis**, ILB **Chase Middleton**, NT **Walter Palmore**, G **Malcolm Pridgeon**, DE **Ira Savage-Lewis** and ILB **Dexter Wright**.
- 10 Placed OLB **Duke Ejirofor** on the Reserve/Injured list.
- 10 Waived S **Mike Tyson**.
- 13 Signed ILB **Xavier Woodson**.
- 13 Waived ILB **Chase Middleton**.
- 14 Signed RB **Taiwan Jones**.
- 14 Waived ILB **Dexter Wright**.
- 20 Signed WR **Floyd Allen**.
- 20 Released TE **Ryan Griffin**.

JUNE

- 5 Signed TE **Kahale Warring**.

JULY

- 21 Placed WR **DeAndre Carter**, WR **DeAndre Hopkins** and DE **J.J. Watt** on the Active/Physically Unable to Perform list.
- 21 Placed OLB **Jamal Davis II** on the Active/Non-Football Illness list.
- 21 Placed NT **Walter Palmore** and TE **Kahale Warring** on the Active/Non-Football Injury list.
- 23 Signed free agent P **Bryan Anger**.
- 23 Waived ILB **Drew Lewis**.
- 24 Placed S **Justin Reid** on the Active/Non-Football Injury list.
- 25 DE **J.J. Watt** passed his physical and was moved from the Active/Physically Unable to Perform list to the active roster.
- 25 OLB **Jamal Davis II** passed his physical and was moved from the Active/Non-Football Illness list to the active roster.
- 26 Claimed WR **Chad Hansen** off waivers from the New Orleans Saints.
- 26 WR **DeAndre Hopkins** passed his physical and was moved from the Active/Physically Unable to Perform list to the active roster.
- 27 Signed free agent ILB **B.J. Bello** and S **Tyvis Powell**.
- 27 Waived-injured WR **Isaac Whitney**.
- 27 Waived S **A.J. Hendy**.
- 29 S **Justin Reid** passed his physical and was moved from the Active/Non-Football Injury list to the active roster.
- 31 NT **Walter Palmore** and TE **Kahale Warring** passed their physicals and were moved from the Active/Non-Football Injury list to the active roster.

AUGUST

- 3 Signed free agent S **A.J. Hendy**.
- 3 Waived S **Tyvis Powell**.
- 4 Signed free agent OLB **Gimel President**.
- 4 Waived RB **D'Onta Foreman**.
- 7 Signed free agent QB **Jordan Ta'amu**.
- 7 Waived C **D.J. Coker**.
- 9 Traded for RB **Duke Johnson** from the Cleveland Browns for a conditional 2020 draft pick.
- 9 Waived-injured DE **Ira Savage-Lewis**.
- 10 Claimed DE **Tracy Sprinkle** off waivers from the Cleveland Browns.
- 10 WR **DeAndre Carter** passed his physical and moved from the Active/Physically Unable to Perform list to the active roster.
- 10 Waived-injured OLB **Chris Landrum**.
- 16 Claimed CB **Jermaine Ponder** off waivers from the Pittsburgh Steelers.
- 16 Waived-injured CB **Jermaine Kelly Jr.**
- 19 Signed free agent CB **Derrick Jones**.
- 19 Waived WR **Stephen Louis**.
- 23 Waived DE **Johnny Dwight**.
- 24 Waived CB **Jermaine Kelly Jr.** from the Reserve/Injured list with an injury settlement.
- 25 Signed free agent T **Christian DiLauro**.
- 26 Waived CB **Deante Burton**.
- 26 Waived CB **Derrick Jones** with an injury settlement.

2019 TEXANS TRANSACTIONS

AUGUST (cont.)

- 26 Placed RB **Lamar Miller** and T **David Steinmetz** on the Reserve/Injured list.
- 28 Signed OLB **Brennan Scarlett** to a contract extension.
- 31 Traded for RB **Carlos Hyde** from the Kansas City Chiefs for G **Martinas Rankin**.
- 31 Traded for CB **Keion Crossen** from the New England Patriots for a sixth-round pick in the 2020 NFL Draft.
- 31 Released ILB **Tyrell Adams** and P **Bryan Anger**.
- 31 Waived WR **Floyd Allen**, OLB **Jesse Aniebonam**, CB **Derrick Baity Jr.**, OLB **Davin Bellamy**, CB **Brian Boddy-Calhoun**, RB **Damarea Crockett**, OLB **Jamal Davis II**, T **Christian DiLauro**, WR **Johnnie Dixon**, NT **Javi Edwards**, S **Austin Exford**, RB **Josh Ferguson**, WR **Chad Hansen**, DE **Joel Heath**, S **A.J. Hendy**, RB **Karan Higdon Jr.**, DE **Albert Huggins**, S **Chris Johnson**, WR **Tyron Johnson**, T **Rick Leonard**, WR **Steven Mitchell Jr.**, NT **Walter Palmore**, CB **Jermaine Ponder**, OLB **Gimel President**, G **Malcolm Pridgeon**, G **Maurquice Shakir**, WR **Vyncint Smith**, DE **Tracy Sprinkle**, QB **Jordan Ta'amu** and WR **Jester Weah**.
- 31 Waived-injured ILB **B.J. Bello** and ILB **Xavier Woodson**.
- 31 Placed QB **Joe Webb III** on the Reserve/Injured list.
- 31 DE/OLB **Jadeveon Clowney** signed as a franchise player.

SEPTEMBER

- 2 Traded for OLB **Jacob Martin**, OLB **Barkevious Mingo** and a 2020 third-round pick from the Seattle Seahawks for DE/OLB **Jadeveon Clowney**.
- 2 Traded for T **Laremy Tunsil**, WR **Kenny Stills**, a 2020 fourth-round pick and a 2021 sixth-round pick for CB **Johnson Bademosi**, T **Julián Davenport**, a 2020 first-round pick, a 2021 first-round pick and a 2021 second-round pick.
- 2 Signed free agent CB **Cornell Armstrong** and TE **Logan Paulsen**.
- 2 Released T **Matt Kalil**.
- 2 Placed TE **Jordan Thomas** and TE **Kahale Warring** on the Reserve/Injured list.
- 2 Signed ILB **Tyrell Adams**, S **Austin Exford**, RB **Karan Higdon Jr.**, DE **Albert Huggins**, S **Chris Johnson**, T **Rick Leonard**, QB **Alex McGough**, WR **Steven Mitchell Jr.**, OLB **Wyatt Ray** and WR **Vyncint Smith** to the practice squad.
- 4 Waived ILB **B.J. Bello** from the Reserve/Injured list with an injury settlement.
- 10 Signed C **Nick Martin** to a contract extension.
- 10 Signed QB **Alex McGough** to the active roster from the practice squad.
- 10 Waived CB **Cornell Armstrong**.
- 11 Signed free agent CB **Phillip Gaines**.
- 11 Released CB **Aaron Colvin**.
- 12 Signed CB **Cornell Armstrong** to the practice squad.
- 17 Signed free agent P **Bryan Anger**.
- 17 Waived P **Trevor Daniel**.
- 25 Signed ILB **Tyrell Adams** to the active roster from the practice squad.
- 25 Placed G **Senio Kelemete** on the Reserve/Injured list.
- 25 Signed T **Christian DiLauro** and WR **Chad Hansen** to the practice squad.
- 25 Released WR **Tyron Johnson** from the practice squad.

OCTOBER

- 1 Signed free agent S **Mike Adams** to the active roster.
- 1 Waived TE **Jerell Adams** from the active roster.
- 1 Signed free agent S **Jonathan Owens** to the practice squad.
- 1 Released T **Christian DiLauro** and S **Austin Exford** from the practice squad.
- 2 Signed free agent T **Elijah Nkansah** to the practice squad.
- 3 Signed free agent TE **Jerell Adams** to the practice squad.
- 3 Released OLB **Wyatt Ray** from the practice squad.
- 7 Waived ILB **Xavier Woodson** from the Reserve/Injured list with an injury settlement.
- 9 Signed free agent TE **Keenen Brown** and C/G **Marcus Henry** to the practice squad.
- 9 Released TE **Jerell Adams** and S **Chris Johnson** from the practice squad.
- 16 Signed free agent T **Chris Clark** to the active roster.
- 16 Placed T **Seantrel Henderson** on the Reserve/Non-Football Injury list.
- 16 Signed T **Dan Skipper** to the active roster from the New England Patriots practice squad.
- 16 Waived QB **Alex McGough** from the active roster.
- 16 Signed free agent T **Kyle Murphy** to the practice squad.
- 16 Released G/T **Marcus Henry** from the practice squad.
- 19 Signed free agent QB **Alex McGough** to the practice squad.
- 19 Released TE **Keenen Brown** from the practice squad.
- 22 Traded for CB **Gareon Conley** from the Oakland Raiders for a 2020 third-round pick.
- 22 Signed WR **Steven Mitchell Jr.** to the active roster from the practice squad.
- 22 Released TE **Logan Paulsen** from the active roster.
- 22 Signed free agent TE **Jerell Adams** and NT **Javi Edwards** to the practice squad.
- 22 Placed CB **Phillip Gaines** on the Reserve/Injured list.
- 25 Signed CB **Cornell Armstrong** to the active roster from the practice squad.
- 25 Waived CB **Xavier Crawford** from the active roster.
- 29 Signed free agent CB **Anthony Chesley** and NT **Eddie Vanderdoes** to the practice squad.
- 29 Released NT **Javi Edwards** from the practice squad.
- 30 Signed free agent CB **Brian Boddy-Calhoun** to the active roster.
- 30 Placed DE **J.J. Watt** on the Reserve/Injured list.

NOVEMBER

- 11 Signed free agent DE **Joel Heath** to the active roster.
- 11 Waived T **Dan Skipper** from the active roster.
- 13 Claimed CB **Vernon Hargreaves III** off waivers from the Tampa Bay Buccaneers.
- 13 Waived CB **Brian Boddy-Calhoun** from the active roster.

HOW THE 2019 TEXANS WERE BUILT

Year	NFL Draft (18/4)	Trades (8/0)	Free Agents (27/19)
2010 6-10 3rd, AFC South			LS Jon Weeks (CFA)
2011 10-6 AFC South Champions	DE J.J. Watt (1) (IR)		CB Johnathan Joseph (UFA-CIN)
2012 12-4 AFC South Champions	OLB Whitney Mercilus (1)		
2013 2-14 4th, AFC South	WR DeAndre Hopkins (1)		
2014 9-7 2nd, AFC South			
2015 9-7 AFC South Champions	ILB Bernardrick McKinney (2)		NT Brandon Dunn (FA) C/G Greg Mancz (CFA)
2016 9-7 AFC South Champions	WR Will Fuller V (1) C Nick Martin (2) DE/NT D.J. Reader (5b)		K Ka'imi Fairbairn (CFA) DE Joel Heath (CFA) RB Lamar Miller (UFA-MIA) (IR) OLB Brennan Scarlett (CFA)
2017 4-12 4th, AFC South	QB Deshaun Watson (1) ILB Zach Cunningham (2) DE Carlos Watkins (4b)		DE Angelo Blackson (FA) ILB Dylan Cole (CFA)
2018 11-5 AFC South Champions	S Justin Reid (3a) TE Jordan Akins (3c) WR Keke Coutee (4) OLB Duke Ejirofor (6a) (IR) TE Jordan Thomas (6b) (IR) ILB Peter Kalambayi (6c)		TE Jerrell Adams (FA) (PS) ILB Tyrell Adams (FA) WR DeAndre Carter (W-PHI) C/G Zach Fulton (UFA-KC) T Seantrel Henderson (UFA-BUF) (R/NFI) RB Buddy Howell (W-MIA) T Roderick Johnson (W-CLE) G Senio Kelemete (UFA-NO) (IR) OLB Chris Landrum (FA) (IR) T Rick Leonard (FA) (PS) WR Steven Mitchell Jr. (FA) S A.J. Moore Jr. (W-NE) T David Steinmetz (FA) (IR) WR Isaac Whitney (FA) (IR) QB Joe Webb III (UFA-BUF) (IR)
2019	G/T Tytus Howard (1) CB Lonnie Johnson Jr. (2a) G/T Max Scharping (2b) TE Kahale Warring (3) (IR) DE Charles Omenihu (5) FB Cullen Gillaspia (7)	CB Gareon Conley (T-OAK) CB Keion Crossen (T-NE) RB Carlos Hyde (T-KC) RB Duke Johnson (T-CLE) OLB Jacob Martin (T-SEA) OLB Barkevious Mingo (T-SEA) WR Kenny Stills (T-MIA) T Laremy Tunsil (T-MIA)	S Mike Adams (FA) S Jahleel Addae (FA) P Bryan Anger (FA) CB Cornell Armstrong (FA) CB Anthony Chesley (FA) (PS) T Chris Clark (FA) TE Darren Fells (FA) CB Phillip Gaines (FA) (IR) S Tashaun Gipson Sr. (FA) WR Chad Hansen (W-NO) (PS) CB Vernon Hargreaves III (W-TB) RB Karan Higdon Jr. (CFA) (PS) RB Taiwan Jones (FA) QB AJ McCarron (FA) QB Alex McGough (FA) (PS) T Kyle Murphy (FA) (PS) T Elijah Nkansah (FA) (PS) S Jonathan Owens (FA) (PS) CB Bradley Roby (UFA-DEN) DE Ira Savage-Lewis (CFA) (IR) NT Eddie Vanderdoes (FA) (PS)

TEXANS ROSTER BY POSITION

QUARTERBACKS (4)

NO.	NAME	POS.	HT.	WT.	AGE	EXP.	COLLEGE	HOMETOWN	HOW ACQ.
2	AJ McCarron	QB	6-3	215	29	6	Alabama	Mobile, Ala.	FA-'19
3	Alex McGough (PS)	QB	6-3	214	23	1	Florida International	Tampa, Fla.	FA-'19
4	Deshawn Watson	QB	6-2	215	24	3	Clemson	Gainesville, Ga.	D1-'17
5	Joe Webb III (IR)	QB	6-4	231	33	10	Alabama-Birmingham	Birmingham, Ala.	UFA-'18 (BUF)

RUNNING BACKS (7)

NO.	NAME	POS.	HT.	WT.	AGE	EXP.	COLLEGE	HOMETOWN	HOW ACQ.
23	Carlos Hyde	RB	6-0	229	29	6	Ohio State	Cincinnati, Ohio	T-'19 (KC)
25	Duke Johnson	RB	5-9	210	26	5	Miami	Miami Fla.	T-'19 (CLE)
26	Lamar Miller (IR)	RB	5-10	221	28	8	Miami (Fla.)	Miami, Fla.	UFA-'16 (MIA)
31	Karan Higdon Jr. (PS)	RB	5-10	202	23	R	Michigan	Sarasota, Fla.	CFA-'19
34	Taiwan Jones	RB	6-0	195	31	9	Eastern Washington	San Francisco, CA	FA-'19
38	Buddy Howell	RB	6-1	218	23	2	Florida Atlantic	Coconut Grove, Fla.	W-'18 (MIA)
44	Cullen Gillaspia	FB	6-2	235	24	R	Texas A&M	Katy, Texas	D7-'19

WIDE RECEIVERS (8)

NO.	NAME	POS.	HT.	WT.	AGE	EXP.	COLLEGE	HOMETOWN	HOW ACQ.
10	DeAndre Hopkins	WR	6-1	212	27	7	Clemson	Clemson, S.C.	D1-'13
11	Steven Mitchell Jr.	WR	5-10	186	25	1	Southern California	Pasadena, Calif.	FA-'18
12	Kenny Stills	WR	6-1	202	27	7	Oklahoma	Encinitas, Calif.	T-'19 (MIA)
13	Chad Hansen (PS)	WR	6-2	202	24	2	California	Fillmore, Calif.	W-'19 (NO)
14	DeAndre Carter	WR	5-8	190	26	2	Sacramento State	San Jose, Calif.	W-'18 (PHI)
15	Will Fuller V	WR	6-0	184	25	4	Notre Dame	Philadelphia, Pa.	D1-'16
16	Keke Coutee	WR	5-11	187	22	2	Texas Tech	Lufkin, Texas	D4-'18
19	Isaac Whitney (IR)	WR	6-2	204	25	1	Southern California	Moore, Okla.	FA-'18

TIGHT ENDS (5)

NO.	NAME	POS.	HT.	WT.	AGE	EXP.	COLLEGE	HOMETOWN	HOW ACQ.
81	Kahale Warring (IR)	TE	6-5	252	22	R	San Diego State	Sonora, Calif.	D3-'19
83	Jordan Thomas (IR)	TE	6-5	277	23	2	Mississippi State	Sumrall, Miss.	D6b-'18
87	Darren Fells	TE	6-7	270	33	6	California-Irvine	Fullerton, Calif.	FA-'19
88	Jordan Akins	TE	6-4	243	27	2	Central Florida	Locust Grove, Ga.	D3c-'18
89	Jerrell Adams (PS)	TE	6-5	254	26	3	South Carolina	Pinewood, S.C.	FA-'18

OFFENSIVE LINE (14)

NO.	NAME	POS.	HT.	WT.	AGE	EXP.	COLLEGE	HOMETOWN	HOW ACQ.
63	Roderick Johnson	T	6-6	306	23	3	Florida State	Florissant, Mo.	W-'18 (CLE)
64	Senio Kelemete (IR)	G	6-3	301	29	7	Washington	Seattle, Wash.	UFA-'18 (NO)
65	Greg Mancz	C/G	6-4	302	27	5	Toledo	Cincinnati, Ohio	CFA-'15
66	Nick Martin	C	6-4	295	26	4	Notre Dame	Indianapolis, Ind.	D2-'16
68	Kyle Murphy (PS)	T	6-6	305	25	4	Stanford	Mission Viejo, Calif.	FA-'19
71	Tytus Howard	T	6-5	322	23	R	Alabama State	Monroeville, Ala.	D1-'19
72	Rick Leonard (PS)	T	6-7	311	22	1	Florida State	Middletown, Md.	FA-'18
73	Zach Fulton	C/G	6-5	321	28	6	Tennessee	Homewood, Ill.	UFA-'18 (KC)
74	Max Scharping	G/T	6-6	327	23	R	Northern Illinois	Green Bay, Wis.	D2b-'19
75	Elijah Nkansah (PS)	T	6-5	315	24	1	Toledo	Mason, Ohio	FA-'19
76	Seantrel Henderson (NFI)	T	6-7	351	27	6	Miami (Fla.)	St. Paul, Minn.	UFA-'18 (BUF)
77	Chris Clark	T	6-5	305	34	10	Southern Miss	New Orleans, La.	FA-'19
78	Laremy Tunsil	T	6-5	313	25	4	Mississippi	Lake City, Fla.	T-'19 (MIA)
79	David Steinmetz (IR)	T	6-8	321	24	1	Purdue	Grafton, Mass.	FA - '18

LINEBACKERS (11)

NO.	NAME	POS.	HT.	WT.	AGE	EXP.	COLLEGE	HOMETOWN	HOW ACQ.
41	Zach Cunningham	ILB	6-3	238	24	3	Vanderbilt	Pinson, Ala.	D2-'17
42	Chris Landrum (IR)	OLB	6-2	245	27	4	Jacksonville State	Meridian, Miss.	FA-'18
50	Tyrell Adams	ILB	6-2	230	27	4	West Georgia	Atlanta, Ga.	FA-'18
51	Dylan Cole	ILB	6-0	237	25	3	Missouri State	Springfield, Mo.	CFA-'17
52	Barkevious Mingo	OLB	6-5	235	29	7	LSU	Belle Glade, Fla.	T-'19 (SEA)
53	Duke Ejirofor (IR)	OLB	6-4	255	24	2	Wake Forest	Houston, Texas	D6a-'18
54	Jacob Martin	OLB	6-2	242	23	2	Temple	Katy, Texas	T-'19 (SEA)
55	Benardrick McKinney	ILB	6-4	257	26	5	Mississippi State	Tunica, Miss.	D2-'15
57	Brennan Scarlett	OLB	6-4	263	26	4	Stanford	Portland, Ore.	CFA-'16
58	Peter Kalambayi	ILB	6-3	254	24	2	Stanford	Matthews, N.C.	D6c-'18
59	Whitney Mercilus	OLB	6-4	258	29	8	Illinois	Akron, Ohio	D1-'12

DEFENSIVE BACKS (15)

NO.	NAME	POS.	HT.	WT.	AGE	EXP.	COLLEGE	HOMETOWN	HOW ACQ.
20	Justin Reid	S	6-1	203	22	2	Stanford	Prairieville, La.	D3a-'18
21	Bradley Roby	CB	5-11	194	27	6	Ohio State	Suwanee, Ga.	UFA-'19
22	Gareon Conley	CB	6-0	190	24	3	Ohio State	Massillon, Ohio	T-'19 (OAK)
24	Johnathan Joseph	CB	5-11	186	35	14	South Carolina	Rock Hill, S.C.	UFA-'11 (CIN)
27	Mike Adams	S	5-11	205	38	16	Delaware	Paterson, N.J.	FA-'19
28	Vernon Hargreaves III	CB	5-10	204	24	4	Florida	Tampa, Fla.	W-'19 (TB)
29	Phillip Gaines (IR)	CB	6-0	193	28	6	Rice	Concord, Mass.	FA-'19
30	Cornell Armstrong	CB	6-0	185	24	2	Southern Miss	Bassfield, Miss.	FA-'19
32	Lonnie Johnson Jr.	CB	6-2	213	24	R	Kentucky	Gary, Ind.	D2a-'19
33	A.J. Moore Jr.	S	5-11	200	23	2	Mississippi	Bassfield, Miss.	W-'18 (NE)
35	Keion Crossen	CB	5-10	185	23	2	Western Carolina	Garysburg, N.C.	T-'19 (NE)
36	Jonathan Owens (PS)	S	5-11	210	24	2	Missouri Western State	St. Louis, Mo.	FA-'19
37	Jahleel Addae	S	5-10	195	29	7	Central Michigan	Valrico, Fla.	FA-'19
39	Tashaun Gipson Sr.	S	6-1	212	29	8	Wyoming	Dallas, Texas	FA-'19
43	Anthony Chesley (PS)	CB	6-0	190	23	R	Coastal Carolina	Temple Hills, Md.	FA-'19

DEFENSIVE LINE (9)

NO.	NAME	POS.	HT.	WT.	AGE	EXP.	COLLEGE	HOMETOWN	HOW ACQ.
91	Carlos Watkins	DE	6-3	297	25	3	Clemson	Mooresboro, N.C.	D4b-'17
92	Brandon Dunn	NT	6-2	310	27	4	Louisville	Louisville, Ky.	FA-'15
93	Joel Heath	DE	6-6	302	26	4	Michigan State	Cincinnati, Ohio	CFA-'16
94	Charles Omenihu	DE	6-5	280	22	R	Texas	Houston, Texas	D5-'19
95	Eddie Vanderdoes (PS)	NT	6-3	315	25	3	UCLA	Auburn, Calif.	FA-'19
96	Ira Savage-Lewis (IR)	DE	6-3	290	23	R	Baylor	Houston, Texas	CFA-'19
97	Angelo Blackson	DE	6-4	319	27	5	Auburn	Bear, Del.	FA-'17
98	D.J. Reader	DE/NT	6-3	347	25	4	Clemson	Greensboro, N.C.	D5b-'16
99	J.J. Watt (IR)	DE	6-5	288	30	9	Wisconsin	Pewaukee, Wis.	D1-'11

SPECIALISTS (3)

NO.	NAME	POS.	HT.	WT.	AGE	EXP.	COLLEGE	HOMETOWN	HOW ACQ.
7	Ka'imi Fairbairn	K	6-0	183	25	4	UCLA	Kailua, Hawaii	CFA-'16
9	Bryan Anger	P	6-3	205	31	8	California	Camarillo, Calif.	FA-'19
46	Jon Weeks	LS	5-10	242	33	10	Baylor	Bethpage, N.Y.	FA-'10

2019 TEXANS PARTICIPATION

2019 REGULAR SEASON HOUSTON TEXANS PLAYER PARTICIPATION

	@ NO	JAX	@ LAC	CAR	ATL	@ KC	@ IND	OAK	@ JAX	@ BAL	IND	NE	DEN	@ TEN	@ TB	TEN	GP	GS	DNP	IN
PLAYERS	9/9	9/15	9/22	9/29	10/6	10/13	10/20	10/27	11/3	11/17	11/21	12/1	12/8	12/15	12/21	12/29				
Adams, Mike	NOT	NOT	NOT	NOT	GP	DNP	IA	GP	GP	DNP	-	-	-	-	-	-	3	0	2	1
Adams, Tyrell	PS	PS	PS	IA	IA	IA	IA	IA	IA	IA	-	-	-	-	-	-	0	0	0	7
Addae, Jahleel	GP	GP	GP	GP	GP	GP	GP	S	S	GP	-	-	-	-	-	-	10	2	0	0
Akins, Jordan	GP	GP	GP	TE	GP	TE	GP	TE	GP	TE	-	-	-	-	-	-	10	5	0	0
Anger, Bryan	NOT	NOT	GP	GP	GP	GP	GP	GP	GP	GP	-	-	-	-	-	-	8	0	0	0
Armstrong, Cornell	IA	PS	PS	PS	PS	PS	PS	GP	GP	GP	-	-	-	-	-	-	3	0	0	1
Blackson, Angelo	DE	DE	DE	DE	DE	DE	DE	DE	DE	DE	-	-	-	-	-	-	10	10	0	0
Carter, DeAndre	WR	GP	GP	GP	GP	GP	GP	GP	WR	GP	-	-	-	-	-	-	10	2	0	0
Clark, Chris	NOT	NOT	NOT	NOT	NOT	NOT	GP	RT	LT	IA	-	-	-	-	-	-	3	2	0	1
Cole, Dylan	GP	GP	GP	GP	GP	GP	GP	GP	GP	GP	-	-	-	-	-	-	10	0	0	0
Conley, Gareon	^	^	^	^	^	^	^	CB	CB	CB	-	-	-	-	-	-	3	3	0	0
Coutee, Keke	IA	WR	WR	GP	WR	GP	GP	DNP	DNP	GP	-	-	-	-	-	-	7	3	2	1
Crawford, Xavier	IA	GP	GP	IA	IA	GP	GP	^	^	^	-	-	-	-	-	-	4	0	0	3
Crossen, Keion	GP	GP	GP	GP	GP	GP	GP	GP	GP	GP	-	-	-	-	-	-	10	0	0	0
Cunningham, Zach	ILB	ILB	ILB	ILB	ILB	ILB	ILB	ILB	ILB	ILB	-	-	-	-	-	-	10	10	0	0
Dunn, Brandon	GP	GP	GP	GP	GP	GP	GP	GP	DE	DE	-	-	-	-	-	-	10	2	0	0
Fairbairn, Ka'imi	GP	GP	GP	GP	GP	GP	GP	GP	GP	GP	-	-	-	-	-	-	10	0	0	0
Fells, Darren	TE	TE	TE	TE	TE	TE	TE	TE	TE	TE	-	-	-	-	-	-	10	10	0	0
Fuller V, Will	WR	WR	WR	WR	WR	WR	WR	IA	IA	IA	-	-	-	-	-	-	7	7	0	3
Fulton, Zach	RG	RG	RG	DNP	RG	RG	RG	RG	RG	RG	-	-	-	-	-	-	9	9	1	0
Gillaspia, Cullen	GP	GP	GP	GP	GP	GP	GP	GP	GP	GP	-	-	-	-	-	-	10	0	0	0
Gipson Sr., Tashaun	S	S	S	S	S	S	S	IA	IA	S	-	-	-	-	-	-	8	8	0	2
Hargreaves III, Vernon	^	^	^	^	^	^	^	^	^	IA	-	-	-	-	-	-	0	0	0	1
Heath, Joel	NOT	NOT	NOT	NOT	NOT	NOT	NOT	NOT	NOT	IA	-	-	-	-	-	-	0	0	0	1
Hopkins, DeAndre	WR	WR	WR	WR	WR	WR	WR	WR	WR	WR	-	-	-	-	-	-	10	10	0	0
Howard, Tytus	IA	LG	RT	RT	RT	RT	IA	IA	RT	RT	-	-	-	-	-	-	7	7	0	3
Howell, Buddy	GP	GP	GP	GP	GP	GP	GP	GP	GP	GP	-	-	-	-	-	-	10	0	0	0
Hyde, Carlos	RB	RB	RB	RB	RB	RB	GP	RB	RB	RB	-	-	-	-	-	-	10	9	0	0
Johnson, Duke	GP	GP	GP	GP	GP	GP	GP	RB	GP	GP	-	-	-	-	-	-	10	1	0	0
Johnson Jr., Lonnie	GP	CB	CB	GP	CB	CB	CB	CB	IA	CB	-	-	-	-	-	-	9	7	0	1
Johnson, Roderick	GP	RT	GP	GP	GP	GP	RT	GP	GP	GP	-	-	-	-	-	-	10	2	0	0
Jones, Taiwan	GP	IA	IA	GP	GP	IA	GP	GP	GP	GP	-	-	-	-	-	-	7	0	0	3
Joseph, Johnathan	CB	CB	CB	CB	CB	IA	GP	IA	CB	GP	-	-	-	-	-	-	8	6	0	2
Kalambayi, Peter	GP	GP	GP	GP	GP	GP	GP	GP	GP	GP	-	-	-	-	-	-	10	0	0	0
Mancz, Greg	IA	IA	GP	RG	IA	IA	IA	IA	IA	GP	-	-	-	-	-	-	3	1	0	7
Martin, Jacob	GP	GP	GP	GP	GP	GP	GP	GP	GP	GP	-	-	-	-	-	-	10	0	0	0
Martin, Nick	C	C	C	C	C	C	C	C	C	C	-	-	-	-	-	-	10	10	0	0
McCarron, AJ	DNP	DNP	DNP	DNP	DNP	DNP	DNP	DNP	DNP	GP	-	DNP	DNP	DNP	-	-	1	0	9	0
McKinney, Benardrick	ILB	ILB	ILB	ILB	ILB	ILB	ILB	ILB	ILB	ILB	-	-	-	-	-	-	10	10	0	0
Mercilus, Whitney	OLB	OLB	OLB	OLB	OLB	OLB	OLB	OLB	OLB	OLB	-	-	-	-	-	-	10	10	0	0
Mingo, Barkevious	GP	GP	GP	GP	GP	GP	GP	GP	GP	GP	-	-	-	-	-	-	10	0	0	0
Mitchell Jr., Steven	PS	PS	PS	PS	PS	PS	PS	GP	GP	IA	-	-	-	-	-	-	2	0	0	1
Moore Jr., A.J.	GP	GP	GP	GP	GP	GP	GP	GP	GP	GP	-	-	-	-	-	-	10	0	0	0
Omenihu, Charles	IA	GP	GP	IA	GP	GP	GP	GP	GP	GP	-	-	-	-	-	-	8	0	0	2
Reader, D.J.	NT	NT	NT	NT	NT	NT	NT	NT	NT	NT	-	-	-	-	-	-	10	10	0	0
Reid, Justin	S	S	S	S	S	S	S	S	S	S	-	-	-	-	-	-	10	10	0	0
Roby, Bradley	CB	CB	CB	CB	CB	CB	IA	IA	IA	IA	-	-	-	-	-	-	6	6	0	4
Scarlett, Brennan	GP	GP	GP	OLB	GP	GP	OLB	OLB	OLB	OLB	-	-	-	-	-	-	10	5	0	0
Scharping, Max	GP	GP	LG	LG	LG	LG	LG	LG	LG	LG	-	-	-	-	-	-	10	8	0	0
Skipper, Dan	^	^	^	^	^	^	GP	GP	GP	^	-	-	-	-	-	-	3	0	0	0
Stills, Kenny	GP	GP	GP	GP	IA	IA	GP	WR	WR	WR	-	-	-	-	-	-	8	3	0	2
Tunsil, Laremy	LT	LT	LT	LT	LT	LT	LT	LT	IA	LT	-	-	-	-	-	-	9	9	0	1
Watkins, Carlos	GP	IA	IA	GP	IA	GP	IA	GP	GP	GP	-	-	-	-	-	-	6	0	0	4
Watson, Deshaun	QB	QB	QB	QB	QB	QB	QB	QB	QB	QB	-	-	-	-	-	-	10	10	0	0
Weeks, Jon	GP	GP	GP	GP	GP	GP	GP	GP	GP	GP	-	-	-	-	-	-	10	0	0	0

PRACTICE SQUAD

Adams, Jerell	GP	IA	IA	IA	PS	NOT	NOT	PS	PS	PS	-	-	-	-	-	-	1	0	0	3
Chesley, Anthony	^	^	^	^	^	^	^	^	PS	PS	-	-	-	-	-	-	0	0	0	0
Hansen, Chad	NOT	NOT	NOT	PS	PS	PS	PS	PS	PS	PS	-	-	-	-	-	-	0	0	0	0
Higdon Jr., Karan	PS	PS	PS	PS	PS	PS	PS	PS	PS	PS	-	-	-	-	-	-	0	0	0	0
Leonard, Rick	PS	PS	PS	PS	PS	PS	PS	PS	PS	PS	-	-	-	-	-	-	0	0	0	0
McGough, Alex	PS	IA	IA	IA	IA	IA	PS	PS	PS	PS	-	-	-	-	-	-	0	0	0	5
Murphy, Kyle	^	^	^	^	^	^	PS	PS	PS	PS	-	-	-	-	-	-	0	0	0	0
Nkansah, Elijah	^	^	^	^	PS	PS	PS	PS	PS	PS	-	-	-	-	-	-	0	0	0	0
Owens, Jonathan	NOT	NOT	NOT	NOT	PS	PS	PS	PS	PS	PS	-	-	-	-	-	-	0	0	0	0
Vanderdoes, Eddie	^	^	^	^	^	^	^	^	PS	PS	-	-	-	-	-	-	0	0	0	0

ALL OTHERS

Boddy-Calhoun, Brian	^	^	^	^	^	^	^	^	GP	NOT	-	-	-	-	-	-	1	0	0	0
Ejiofor, Duke	IR	IR	IR	IR	IR	IR	IR	IR	IR	IR	-	-	-	-	-	-	0	0	0	0
Gaines, Phillip	NOT	GP	GP	GP	GP	CB	CB	IR	IR	IR	-	-	-	-	-	-	6	2	0	0
Henderson, Seantrel	RT	GP	IA	IA	GP	GP	NFI	NFI	NFI	NFI	-	-	-	-	-	-	4	1	0	2
Kelemete, Senio	LG	IA	IA	IR	IR	IR	IR	IR	IR	IR	-	-	-	-	-	-	1	1	0	2
Landrum, Chris	IR	IR	IR	IR	IR	IR	IR	IR	IR	IR	-	-	-	-	-	-	0	0	0	0
Miller, Lamar	IR	IR	IR	IR	IR	IR	IR	IR	IR	IR	-	-	-	-	-	-	0	0	0	0
Paulsen, Logan	IA	IA	IA	IA	IA	IA	IA	NOT	NOT	NOT	-	-	-	-	-	-	0	0	0	7
Savage-Lewis, Ira	IR	IR	IR	IR	IR	IR	IR	IR	IR	IR	-	-	-	-	-	-	0	0	0	0
Steinmetz, David	IR	IR	IR	IR	IR	IR	IR	IR	IR	IR	-	-	-	-	-	-	0	0	0	0
Thomas, Jordan	IR	IR	IR	IR	IR	IR	IR	IR	IR	IR	-	-	-	-	-	-	0	0	0	0
Warring, Kahale	IR	IR	IR	IR	IR	IR	IR	IR	IR	IR	-	-	-	-	-	-	0	0	0	0
Watt, J.J.	DE	DE	DE	DE	DE	DE	DE	DE	IR	IR	-	-	-	-	-	-	8	8	0	0
Webb III, Joe	IR	IR	IR	IR	IR	IR	IR	IR	IR	IR	-	-	-	-	-	-	0	0	0	0
Whitney, Isaac	IR	IR	IR	IR	IR	IR	IR	IR	IR	IR	-	-	-	-	-	-	0	0	0	0

PARTICIPATION KEY:

CAPS=Starter, GP=Games Played, IA=Inactive, DNP=Did Not Play, PS=Practice Squad, NFI=Non-Football Injury, IR=Reserve/Injured, NOT=Not on Roster, ^=With Other Team

2019 TEXANS STARTERS

OFFENSE

	WR	LT	LG	C	RG	RT	TE	WR	WR	QB	RB
9/9 at NO	D.Hopkins	L.Tunsil	S.Kelemete	N.Martin	Z.Fulton	S.Henderson	D.Fells	D.Carter	W.Fuller	D.Watson	C.Hyde
9/15 vs. JAX	D.Hopkins	L.Tunsil	<u>T.Howard</u>	N.Martin	Z.Fulton	R. Johnson	D.Fells	K.Coutee	W.Fuller	D.Watson	C.Hyde
9/22 at LAC	D.Hopkins	L.Tunsil	<u>M.Scharping</u>	N.Martin	Z.Fulton	<u>T.Howard</u>	D.Fells	K.Coutee	W.Fuller	D.Watson	C.Hyde
9/29 vs. CAR	D.Hopkins	L.Tunsil	<u>M.Scharping</u>	N.Martin	G.Mancz	<u>T.Howard</u>	D.Fells	J.Akins (TE)	W.Fuller	D.Watson	C.Hyde
10/6 vs. ATL	D.Hopkins	L.Tunsil	<u>M.Scharping</u>	N.Martin	Z.Fulton	<u>T.Howard</u>	D.Fells	K.Coutee	W.Fuller	D.Watson	C.Hyde
10/13 at KC	D.Hopkins	L.Tunsil	<u>M.Scharping</u>	N.Martin	Z.Fulton	<u>T.Howard</u>	D.Fells	J.Akins (TE)	W.Fuller	D.Watson	C.Hyde
10/20 at IND	D.Hopkins	L.Tunsil	<u>M.Scharping</u>	N.Martin	Z.Fulton	R. Johnson	D.Fells	J.Akins (TE)	W.Fuller	D.Watson	D.Johnson
10/27 vs. OAK	D.Hopkins	L.Tunsil	<u>M.Scharping</u>	N.Martin	Z.Fulton	C.Clark	D.Fells	J.Akins (TE)	K.Stills	D.Watson	C.Hyde
11/3 at JAX	D.Hopkins	C.Clark	<u>M.Scharping</u>	N.Martin	Z.Fulton	<u>T.Howard</u>	D.Fells	D.Carter	K.Stills	D.Watson	C.Hyde
11/17 at BAL	D.Hopkins	L.Tunsil	<u>M.Scharping</u>	N.Martin	Z.Fulton	<u>T.Howard</u>	D.Fells	J.Akins (TE)	K.Stills	D.Watson	C.Hyde
11/21 vs. IND											
12/1 vs. NE											
12/8 vs. DEN											
12/15 at NYJ											
TBD at TB											
12/29 vs. TEN											

DEFENSE

	DE	NT	DE	OLB	ILB	ILB	OLB	CB	CB	S	S
9/9 at NO	J.Watt	D.Reader	A.Blackson	W.Mercilus	B.McKinney	Z.Cunningham	A.Colvin (CB)	J.Joseph	B.Roby	T.Gipson	J.Reid
9/15 vs. JAX	J.Watt	D.Reader	A.Blackson	W.Mercilus	B.McKinney	Z.Cunningham	<u>L.Johnson (CB)</u>	J.Joseph	B.Roby	T.Gipson	J.Reid
9/22 at LAC	J.Watt	D.Reader	A.Blackson	W.Mercilus	B.McKinney	Z.Cunningham	<u>L.Johnson (CB)</u>	J.Joseph	B.Roby	T.Gipson	J.Reid
9/29 vs. CAR	J.Watt	D.Reader	A.Blackson	W.Mercilus	B.McKinney	Z.Cunningham	B.Scarlett	J.Joseph	B.Roby	T.Gipson	J.Reid
10/6 vs. ATL	J.Watt	D.Reader	A.Blackson	W.Mercilus	B.McKinney	Z.Cunningham	<u>L.Johnson (CB)</u>	J.Joseph	B.Roby	T.Gipson	J.Reid
10/13 at KC	J.Watt	D.Reader	A.Blackson	W.Mercilus	B.McKinney	Z.Cunningham	<u>L.Johnson (CB)</u>	P.Gaines	B.Roby	T.Gipson	J.Reid
10/20 at IND	J.Watt	D.Reader	A.Blackson	W.Mercilus	B.McKinney	Z.Cunningham	B.Scarlett	<u>L.Johnson</u>	P.Gaines	T.Gipson	J.Reid
10/27 vs. OAK	J.Watt	D.Reader	A.Blackson	W.Mercilus	B.McKinney	Z.Cunningham	B.Scarlett	<u>L.Johnson</u>	G.Conley	J.Addae	J.Reid
11/3 at JAX	B.Dunn	D.Reader	A.Blackson	W.Mercilus	B.McKinney	Z.Cunningham	B.Scarlett	J.Joseph	G.Conley	J.Addae	J.Reid
11/17 at BAL	B.Dunn	D.Reader	A.Blackson	W.Mercilus	B.McKinney	Z.Cunningham	B.Scarlett	<u>L.Johnson</u>	G.Conley	T.Gipson	J.Reid
11/21 vs. IND											
12/1 vs. NE											
12/8 vs. DEN											
12/15 at NYJ											
TBD at TB											
12/29 vs. TEN											

Underlined and italicized denotes rookie.

2019 TEXANS INACTIVES & CAPTAINS

2019 REGULAR SEASON INACTIVES

DATE	OPPONENT	1	2	3	4	5	6	7
09/09	at New Orleans	Cornell Armstrong	Keke Coutee	<u>Xavier Crawford</u>	<u>Tytus Howard</u>	Greg Mancz	<u>Charles Omenihu</u>	Logan Paulsen
09/15	Jacksonville	Jerrell Adams	Taiwan Jones	Senio Kelemete	Greg Mancz	Alex McGough	Logan Paulsen	Carlos Watkins
09/22	at L.A. Chargers	Jerrell Adams	Seantrel Henderson	Taiwan Jones	Senio Kelemete	Alex McGough	Logan Paulsen	Carlos Watkins
09/29	Carolina	Jerrell Adams	Tyrell Adams	<u>Xavier Crawford</u>	Seantrel Henderson	Alex McGough	<u>Charles Omenihu</u>	Logan Paulsen
10/06	Atlanta	Tyrell Adams	<u>Xavier Crawford</u>	Greg Mancz	Alex McGough	Logan Paulsen	Kenny Stills	Carlos Watkins
10/13	at Kansas City	Tyrell Adams	Taiwan Jones	Johnathan Joseph	Greg Mancz	Alex McGough	Logan Paulsen	Kenny Stills
10/20	at Indianapolis	Mike Adams	Tyrell Adams	<u>Tytus Howard</u>	Greg Mancz	Logan Paulsen	Bradley Roby	Carlos Watkins
10/27	Oakland	Tyrell Adams	Will Fuller V	Tashaun Gipson Sr.	<u>Tytus Howard</u>	Johnathan Joseph	Greg Mancz	Bradley Roby
11/03	at Jacksonville	Tyrell Adams	Will Fuller V	Tashaun Gipson Sr.	<u>Lonnie Johnson Jr.</u>	Greg Mancz	Bradley Roby	Laremy Tunsil
11/17	at Baltimore	Tyrell Adams	Chris Clark	Will Fuller V	Vernon Hargreaves III	Joel Heath	Steven Mitchell Jr.	Bradley Roby
11/21	Indianapolis	--	--	--	--	--	--	--
12/01	New England	--	--	--	--	--	--	--
12/08	Denver	--	--	--	--	--	--	--
12/15	at Tennessee	--	--	--	--	--	--	--
12/21	at Tampa Bay	--	--	--	--	--	--	--
12/29	Tennessee	--	--	--	--	--	--	--

Bold underline denotes rookie



TEXANS UNOFFICIAL DEPTH CHART

Last updated by Texans PR on Nov. 13, 2019.

OFFENSE

WR	10	DeAndre Hopkins	11	Steven Mitchell Jr.	
LT	78	Laremy Tunsil	63	Roderick Johnson	
LG	74	Max Scharping			
C	66	Nick Martin	65	Greg Mancz	
RG	73	Zach Fulton			
RT	71	Tytus Howard	77	Chris Clark	
TE	87	Darren Fells	88	Jordan Akins	
WR	16	Keke Coutee	14	DeAndre Carter	
WR	15	Will Fuller V	12	Kenny Stills	
QB	4	Deshaun Watson	2	AJ McCarron	
RB	25	Duke Johnson -OR-	23	Carlos Hyde	34 Taiwan Jones 38 Buddy Howell 44 Cullen Gillaspia (FB)

DEFENSE

DE	92	Brandon Dunn	91	Carlos Watkins	93 Joel Heath
NT	98	D.J. Reader			
DE	97	Angelo Blackson	94	Charles Omenihu	
OLB	59	Whitney Mercilus	52	Barkevious Mingo	
ILB	55	Benardrick McKinney	58	Peter Kalambayi	50 Tyrell Adams
ILB	41	Zach Cunningham	51	Dylan Cole	
OLB	57	Brennan Scarlett	54	Jacob Martin	
CB	24	Johnathan Joseph	32	Lonnie Johnson Jr.	35 Keion Crossen 28 Vernon Hargreaves III
CB	21	Bradley Roby	22	Gareon Conley	30 Cornell Armstrong
S	39	Tashaun Gipson Sr.	37	Jahleel Addae	27 Mike Adams
S	20	Justin Reid	33	A.J. Moore Jr.	

SPECIAL TEAMS

P	9	Bryan Anger		
K	7	Ka'imi Fairbairn		
H	9	Bryan Anger		
LS	46	Jon Weeks		
KR	14	DeAndre Carter	34	Taiwan Jones
PR	14	DeAndre Carter	16	Keke Coutee

PRONUNCIATION GUIDE

Jahleel Addae	ah-DIE
Jordan Akins	A-kins
Gareon Conley	gare-ee-ON
Keke Coutee	Q-T
Duke Ejirofor	EDGE-eh-for
Ka'imi Fairbairn	kuh-EE-me FAIR-bairn
Cullen Gillaspia	gill-ESS-pee-ah
Tashaun Gipson Sr.	tuh-SHAWN
DeAndre Hopkins	dee-ANDRE
Peter Kalambayi	cal-am-BYE-ee
Senio Kelemete	seh-NEEL kel-uh-MEH-tay
D'Anton Lynn	DAN-tin
Greg Mancz	MANTS
Alex McGough	mah-GOO
Whitney Mercilus	MER-sih-liss
Barkevious Mingo	bar-KEY-vee-us
Charles Omenihu	oh-MEN-ah-hoo
Kahale Warring	kah-HALL-aye WHERE-ing

Bold underline denotes rookie on depth chart.

COACHING STAFF

Bill O'Brien	Head Coach
Romeo Crennel	Assistant Head Coach / Defensive Coordinator
Tim Kelly	Offensive Coordinator
Brad Seely	Special Teams Coordinator
John Aylward	Offensive Assistant
Danny Barrett	Running Backs
Brian Cushing	Assistant Strength & Conditioning
Akeem Dent	Defensive Assistant
Mike Devlin	Offensive Line
Joe Distor	Assistant Strength & Conditioning
Mike Eubanks	Head Strength & Conditioning
Jason George	Asst. Strength & Conditioning / Sports Science Coordinator
Andre Johnson	Special Advisor to the Head Coach
Bobby King	Inside Linebackers
Will Lawing	Tight Ends
D'Anton Lynn	Assistant Secondary
Anthony Midget	Secondary
Matt O'Donnell	Defensive Assistant
John Pagano	Senior Defensive Assistant / Outside Linebackers
John Perry	Wide Receivers
Carl Smith	Quarterbacks
Tracy Smith	Assistant Special Teams Coordinator
Billy J. Voltaire	Asst. Strength & Conditioning / Performance Therapist
Anthony Weaver	Defensive Line
T.J. Yates	Offensive Assistant

HOUSTON TEXANS NUMERIC ROSTER



COACHING ROSTER

COACH	POSITION
Bill O'Brien	Head Coach
Romeo Crennel	Assistant Head Coach / Defensive Coordinator
Tim Kelly	Offensive Coordinator
Brad Seely	Special Teams Coord.
John Aylward	Offensive Assistant
Danny Barrett	Running Backs
Brian Cushing	Asst. S & C
Akeem Dent	Defensive Assistant
Mike Devlin	Offensive Line
Joe Distor	Asst. S & C
Mike Eubanks	Head. S & C
Jason George	Asst. S & C / Sports Science Coordinator
Andre Johnson	Special Advisor to the HC
Bobby King	Inside Linebackers
Will Lawing	Tight Ends
D'Anton Lynn	Assistant Secondary
Anthony Midget	Secondary
Matt O'Donnell	Defensive Assistant
John Pagano	Senior Def. Assistant / Outside Linebackers
John Perry	Wide Receivers
Carl Smith	Quarterbacks
Tracy Smith	Assistant Special Teams
Billy J. Voltaire	Asst. S & C / Performance Therapist
Anthony Weaver	Defensive Line
T.J. Yates	Offensive Assistant

PRONUNCIATION GUIDE

PLAYER	
Jahleel Addae	ah-DIE
Jordan Akins	A-kins
Gareon Conley	gare-ee-ON
Keke Coutee	Q-T
Duke Ejiofor	EDGE-eh-for
Ka'imi Fairbairn	kuh-EE-me FAIR-bairn
Cullen Gillaspia	gill-ESS-pee-ah
Tashaun Gipson Sr.	tuh-SHAWN
DeAndre Hopkins	dee-ANDRE
Peter Kalambayi	cal-am-BYE-ee
Senio Kelemete	seh-NEEL kel-uh-MEH-tay
D'Anton Lynn	DAN-tin
Greg Mancz	MANTS
Alex McGough	mah-GOO
Whitney Mercilus	MER-sih-liiss
Barkevious Mingo	bar-KEY-vee-us
Charles Omenihu	oh-MEN-ah-hoo
Kahale Warring	kah-HALL-aye WHERE-ing

HOW ACQUIRED KEY

CFA	College Free Agent
D	Draft Pick
FA	Free Agent
T	Trade
UFA	Unrestricted Free Agent
W	Waivers
()	Previous Team

NO.	NAME	POS	HT	WT	AGE	EXP	COLLEGE	HOMETOWN	ACQUIRED
2	AJ McCarron	QB	6-3	215	29	6	Alabama	Mobile, Ala.	FA-'19
4	Deshawn Watson	QB	6-2	215	24	3	Clemson	Gainesville, Ga.	D1-'17
7	Ka'imi Fairbairn	K	6-0	183	25	4	UCLA	Kailua, Hawaii	CFA-'16
9	Bryan Anger	P	6-3	205	31	8	California	Camarillo, Calif.	FA-'19
10	DeAndre Hopkins	WR	6-1	212	27	7	Clemson	Clemson, S.C.	D1-'13
11	Steven Mitchell Jr.	WR	5-10	186	25	1	Southern California	Pasadena, Calif.	FA-'18
12	Kenny Stills	WR	6-1	202	27	7	Oklahoma	Encinitas, Calif.	T-'19 (MIA)
14	DeAndre Carter	WR	5-8	190	26	2	Sacramento State	San Jose, Calif.	W-'18 (PHI)
15	Will Fuller V	WR	6-0	184	25	4	Notre Dame	Philadelphia, Pa.	D1-'16
16	Keke Coutee	WR	5-11	187	22	2	Texas Tech	Lufkin, Texas	D4-'18
20	Justin Reid	S	6-1	203	22	2	Stanford	Prairieville, La.	D3a-'18
21	Bradley Roby	CB	5-11	194	27	6	Ohio State	Fort Worth, Texas	UFA-'19 (DEN)
22	Gareon Conley	CB	6-0	190	24	3	Ohio State	Massillon, Ohio	T-'19 (OAK)
23	Carlos Hyde	RB	6-0	229	29	6	Ohio State	Cincinnati, Ohio	T-'19 (KC)
24	Johnathan Joseph	CB	5-11	186	35	14	South Carolina	Rock Hill, S.C.	UFA-'11 (CIN)
25	Duke Johnson	RB	5-9	210	26	5	Miami (Fla.)	Miami, Fla.	T-'19 (CLE)
27	Mike Adams	S	5-11	205	38	16	Delaware	Paterson, N.J.	FA-'19
28	Vernon Hargreaves III	CB	5-10	204	24	4	Florida	Tampa, Fla.	W-'19 (TB)
30	Cornell Armstrong	CB	6-0	185	24	2	Southern Miss	Bassfield, Miss.	FA-'19
32	Lonnie Johnson Jr.	CB	6-2	213	23	R	Kentucky	Gary, Ind.	D2a-'19
33	A.J. Moore Jr.	S	5-11	200	23	2	Mississippi	Bassfield, Miss.	W-'18 (NE)
34	Taiwan Jones	RB	6-0	195	31	9	Eastern Washington	San Francisco, Calif.	FA-'19
35	Keion Crossen	CB	5-10	185	23	2	Western Carolina	Garysburg, N.C.	T-'19 (NE)
37	Jahleel Addae	S	5-10	195	29	7	Central Michigan	Valrico, Fla.	FA-'19
38	Buddy Howell	RB	6-1	218	23	2	Florida Atlantic	Coconut Grove, Fla.	W-'18 (MIA)
39	Tashaun Gipson Sr.	S	6-1	212	29	8	Wyoming	Dallas, Texas	FA-'19
41	Zach Cunningham	ILB	6-3	238	24	3	Vanderbilt	Pinson, Ala.	D2-'17
44	Cullen Gillaspia	FB	6-2	235	24	R	Texas A&M	Katy, Texas	D7-'19
46	Jon Weeks	LS	5-10	242	33	10	Baylor	Bethpage, N.Y.	FA-'10
50	Tyrell Adams	ILB	6-2	230	27	4	West Georgia	Atlanta, Ga.	FA-'18
51	Dylan Cole	ILB	6-0	237	25	3	Missouri State	Springfield, Mo.	CFA-'17
52	Barkevious Mingo	OLB	6-5	235	29	7	LSU	Belle Glade, Fla.	T-'19 (SEA)
54	Jacob Martin	OLB	6-2	242	23	2	Temple	Katy, Texas	T-'19 (SEA)
55	Benardrick McKinney	ILB	6-4	257	26	5	Mississippi State	Tunica, Miss.	D2-'15
57	Brennan Scarlett	OLB	6-4	263	26	4	Stanford	Portland, Ore.	CFA-'16
58	Peter Kalambayi	ILB	6-3	254	24	2	Stanford	Matthews, N.C.	D6c-'18
59	Whitney Mercilus	OLB	6-4	258	29	8	Illinois	Akron, Ohio	D1-'12
63	Roderick Johnson	T	6-6	306	23	3	Florida State	Florissant, Mo.	W-'18 (CLE)
65	Greg Mancz	C/G	6-4	302	27	5	Toledo	Cincinnati, Ohio	CFA-'15
66	Nick Martin	C	6-4	295	26	4	Notre Dame	Indianapolis, Ind.	D2-'16
71	Tytus Howard	G/T	6-5	322	23	R	Alabama State	Monroeville, Ala.	D1-'19
73	Zach Fulton	C/G	6-5	321	28	6	Tennessee	Homewood, Ill.	UFA-'18 (KC)
74	Max Scharping	G/T	6-6	327	23	R	Northern Illinois	Green Bay, Wis.	D2b-'19
77	Chris Clark	T	6-5	305	34	10	Southern Miss	New Orleans, La.	FA-'19
78	Laremy Tunsil	T	6-5	313	25	4	Mississippi	Lake City, Fla.	T-'19 (MIA)
87	Darren Fells	TE	6-7	270	33	6	California-Irvine	Fullerton, Calif.	FA-'19
88	Jordan Akins	TE	6-4	243	27	2	Central Florida	Locust Grove, Ga.	D3c-'18
91	Carlos Watkins	DE	6-3	297	25	3	Clemson	Mooresboro, N.C.	D4b-'17
92	Brandon Dunn	NT	6-2	310	27	4	Louisville	Louisville, Ky.	FA-'15
93	Joel Heath	DE	6-6	302	26	4	Michigan State	Cincinnati, Ohio	CFA-'16
94	Charles Omenihu	DE	6-5	280	22	R	Texas	Houston, Texas	D5-'19
97	Angelo Blackson	DE	6-4	319	26	5	Auburn	Bear, Del.	FA-'17
98	D.J. Reader	DE/NT	6-3	347	25	4	Clemson	Greensboro, N.C.	D5b-'16

Practice Squad (10)

3	Alex McGough	QB	6-3	214	23	1	Florida International	Tampa, Fla.	FA-'19
13	Chad Hansen	WR	6-2	202	24	2	California	Fillmore, Calif.	W-'19 (NO)
31	Karan Higdon Jr.	RB	5-10	202	23	R	Michigan	Sarasota, Fla.	CFA-'19
36	Jonathan Owens	S	5-11	210	24	2	Missouri Western St.	St. Louis, Mo.	FA-'19
43	Anthony Chesley	CB	6-0	190	23	R	Coastal Carolina	Temple Hills, Md.	FA-'19
68	Kyle Murphy	T	6-6	305	25	4	Stanford	Mission Viejo, Calif.	FA-'19
72	Rick Leonard	T	6-7	311	22	1	Florida State	Middletown, Md.	FA-'18
75	Elijah Nkansah	T	6-5	315	24	1	Toledo	Muncie, Ind.	FA-'19
89	Jerrell Adams	TE	6-5	254	26	3	South Carolina	Pinewood, S.C.	FA-'18
95	Eddie Vanderdoes	NT	6-3	315	25	3	UCLA	Auburn, Calif.	FA-'19

Reserve/Injured (12)

5	Joe Webb III	QB	6-4	231	32	10	Alabama-Birmingham	Birmingham, Ala.	UFA-'18 (BUF)
19	Isaac Whitney	WR	6-2	204	25	1	Southern California	Moore, Okla.	FA-'18
26	Lamar Miller	RB	5-10	221	28	8	Miami (Fla.)	Miami, Fla.	UFA-'16 (MIA)
29	Phillip Gaines	CB	6-0	193	28	6	Rice	Concord, Mass.	FA-'19
42	Chris Landrum	OLB	6-2	245	27	4	Jacksonville State	Meridian, Miss.	FA-'18
53	Duke Ejiofor	OLB	6-4	255	24	2	Wake Forest	Houston, Texas	D6a-'18
64	Senio Kelemete	G	6-3	301	29	7	Washington	Seattle, Wash.	UFA-'18 (NO)
79	David Steinmetz	T	6-8	321	24	1	Purdue	Grafton, Mass.	FA-'18
81	Kahale Warring	TE	6-5	252	22	R	San Diego State	Sonora, Calif.	D3-'19
83	Jordan Thomas	TE	6-5	277	23	2	Mississippi State	Sumrall, Miss.	D6b-'18
96	Ira Savage-Lewis	DE	6-3	290	23	R	Baylor	Houston, Texas	CFA-'19
99	J.J. Watt	DE	6-5	288	30	9	Wisconsin	Pewaukee, Wis.	D1-'11

Reserve/Non-Football Injury (1)

76	Seantrel Henderson	T	6-7	351	27	6	Miami (Fla.)	St. Paul, Minn.	UFA-'18 (BUF)
----	--------------------	---	-----	-----	----	---	--------------	-----------------	---------------

HOUSTON TEXANS ALPHA ROSTER



COACHING ROSTER

COACH	POSITION
Bill O'Brien	Head Coach
Romeo Crennel	Assistant Head Coach / Defensive Coordinator
Tim Kelly	Offensive Coordinator
Brad Seely	Special Teams Coord.
John Aylward	Offensive Assistant
Danny Barrett	Running Backs
Brian Cushing	Asst. S & C
Akeem Dent	Defensive Assistant
Mike Devlin	Offensive Line
Joe Distor	Asst. S & C
Mike Eubanks	Head. S & C
Jason George	Asst. S & C / Sports Science Coordinator
Andre Johnson	Special Advisor to the HC
Bobby King	Inside Linebackers
Will Lawing	Tight Ends
D'Anton Lynn	Assistant Secondary
Anthony Midget	Secondary
Matt O'Donnell	Defensive Assistant
John Pagano	Senior Def. Assistant / Outside Linebackers
John Perry	Wide Receivers
Carl Smith	Quarterbacks
Tracy Smith	Assistant Special Teams
Billy J. Voltaire	Asst. S & C / Performance Therapist
Anthony Weaver	Defensive Line
T.J. Yates	Offensive Assistant

PRONUNCIATION GUIDE

PLAYER	
Jahleel Addae	ah-DIE
Jordan Akins	A-kins
Gareon Conley	gare-ee-ON
Keke Coutee	Q-T
Duke Ejirofor	EDGE-eh-for
Ka'imi Fairbairn	kuh-EE-me FAIR-bairn
Cullen Gillaspia	gill-ESS-pee-ah
Tashaun Gipson Sr.	tuh-SHAWN
DeAndre Hopkins	dee-ANDRE
Peter Kalambayi	cal-am-BYE-ee
Senio Kelemete	seh-NEEL kel-uh-MEH-tay
D'Anton Lynn	DAN-tin
Greg Mancz	MANTS
Alex McGough	mah-GOO
Whitney Mercilus	MER-sih-liss
Barkevious Mingo	bar-KEY-vee-us
Charles Omenihu	oh-MEN-ah-hoo
Kahale Warring	kah-HALL-aye WHERE-ing

HOW ACQUIRED KEY

CFA	College Free Agent
D	Draft Pick
FA	Free Agent
T	Trade
UFA	Unrestricted Free Agent
W	Waivers
()	Previous Team

NO.	NAME	POS	HT	WT	AGE	EXP	COLLEGE	HOMETOWN	ACQUIRED
27	Adams, Mike	S	5-11	205	38	16	Delaware	Paterson, N.J.	FA-'19
50	Adams, Tyrell	ILB	6-2	230	27	4	West Georgia	Atlanta, Ga.	FA-'18
37	Addae, Jahleel	S	5-10	195	29	7	Central Michigan	Valrico, Fla.	FA-'19
88	Akins, Jordan	TE	6-4	243	27	2	Central Florida	Locust Grove, Ga.	D3c-'18
9	Anger, Bryan	P	6-3	205	31	8	California	Camarillo, Calif.	FA-'19
30	Armstrong, Cornell	CB	6-0	185	24	2	Southern Miss	Bassfield, Miss.	FA-'19
97	Blackson, Angelo	DE	6-4	319	26	5	Auburn	Bear, Del.	FA-'17
14	Carter, DeAndre	WR	5-8	190	26	2	Sacramento State	San Jose, Calif.	W-'18 (PHI)
77	Clark, Chris	T	6-5	305	34	10	Southern Miss	New Orleans, La.	FA-'19
51	Cole, Dylan	ILB	6-0	237	25	3	Missouri State	Springfield, Mo.	CFA-'17
22	Conley, Gareon	CB	6-0	190	24	3	Ohio State	Massillon, Ohio	T-'19 (OAK)
16	Coutee, Keke	WR	5-11	187	22	2	Texas Tech	Lufkin, Texas	D4-'18
35	Crossen, Keion	CB	5-10	185	23	2	Western Carolina	Garysburg, N.C.	T-'19 (NE)
41	Cunningham, Zach	ILB	6-3	238	24	3	Vanderbilt	Pinson, Ala.	D2-'17
92	Dunn, Brandon	NT	6-2	310	27	4	Louisville	Louisville, Ky.	FA-'15
7	Fairbairn, Ka'imi	K	6-0	183	25	4	UCLA	Kailua, Hawaii	CFA-'16
87	Fells, Darren	TE	6-7	270	33	6	California-Irvine	Fullerton, Calif.	FA-'19
15	Fuller V, Will	WR	6-0	184	25	4	Notre Dame	Philadelphia, Pa.	D1-'16
73	Fulton, Zach	C/G	6-5	321	28	6	Tennessee	Homewood, Ill.	UFA-'18 (KC)
44	Gillaspia, Cullen	FB	6-2	235	24	R	Texas A&M	Katy, Texas	D7-'19
39	Gipson Sr., Tashaun	S	6-1	212	29	8	Wyoming	Dallas, Texas	FA-'19
28	Hargreaves III, Vernon	CB	5-10	204	24	4	Florida	Tampa, Fla.	W-'19 (TB)
93	Heath, Joel	DE	6-6	302	26	4	Michigan State	Cincinnati, Ohio	CFA-'16
10	Hopkins, DeAndre	WR	6-1	212	27	7	Clemson	Clemson, S.C.	D1-'13
71	Howard, Tytus	G/T	6-5	322	23	R	Alabama State	Monroeville, Ala.	D1-'19
38	Howell, Buddy	RB	6-1	218	23	2	Florida Atlantic	Coconut Grove, Fla.	W-'18 (MIA)
23	Hyde, Carlos	RB	6-0	229	29	6	Ohio State	Cincinnati, Ohio	T-'19 (KC)
32	Johnson Jr., Lonnie	CB	6-2	213	23	R	Kentucky	Gary, Ind.	D2a-'19
25	Johnson, Duke	RB	5-9	210	26	5	Miami (Fla.)	Miami, Fla.	T-'19 (CLE)
63	Johnson, Roderick	T	6-6	306	23	3	Florida State	Florissant, Mo.	W-'18 (CLE)
34	Jones, Taiwan	RB	6-0	195	31	9	Eastern Washington	San Francisco, Calif.	FA-'19
24	Joseph, Johnathan	CB	5-11	186	35	14	South Carolina	Rock Hill, S.C.	UFA-'11 (CIN)
58	Kalambayi, Peter	ILB	6-3	254	24	2	Stanford	Matthews, N.C.	D6c-'18
65	Mancz, Greg	C/G	6-4	302	27	5	Toledo	Cincinnati, Ohio	CFA-'15
54	Martin, Jacob	OLB	6-2	242	23	2	Temple	Katy, Texas	T-'19 (SEA)
66	Martin, Nick	C	6-4	295	26	4	Notre Dame	Indianapolis, Ind.	D2-'16
2	McCarron, AJ	QB	6-3	215	29	6	Alabama	Mobile, Ala.	FA-'19
55	McKinney, Benardrick	ILB	6-4	257	26	5	Mississippi State	Tunica, Miss.	D2-'15
59	Mercilus, Whitney	OLB	6-4	258	29	8	Illinois	Akron, Ohio	D1-'12
52	Mingo, Barkevious	OLB	6-5	235	29	7	LSU	Belle Glade, Fla.	T-'19 (SEA)
11	Mitchell Jr., Steven	WR	5-10	186	25	1	Southern California	Pasadena, Calif.	FA-'18
33	Moore Jr., A.J.	S	5-11	200	23	2	Mississippi	Bassfield, Miss.	W-'18 (NE)
94	Omenihu, Charles	DE	6-5	280	22	R	Texas	Houston, Texas	D5-'19
98	Reader, D.J.	DE/NT	6-3	347	25	4	Clemson	Greensboro, N.C.	D5b-'16
20	Reid, Justin	S	6-1	203	22	2	Stanford	Prairieville, La.	D3a-'18
21	Roby, Bradley	CB	5-11	194	27	6	Ohio State	Fort Worth, Texas	UFA-'19 (DEN)
57	Scarlett, Brennan	OLB	6-4	263	26	4	Stanford	Portland, Ore.	CFA-'16
74	Scharping, Max	G/T	6-6	327	23	R	Northern Illinois	Green Bay, Wis.	D2b-'19
12	Stills, Kenny	WR	6-1	202	27	7	Oklahoma	Encinitas, Calif.	T-'19 (MIA)
78	Tunsil, Laremy	T	6-5	313	25	4	Mississippi	Lake City, Fla.	T-'19 (MIA)
91	Watkins, Carlos	DE	6-3	297	25	3	Clemson	Mooresboro, N.C.	D4b-'17
4	Watson, Deshaun	QB	6-2	215	24	3	Clemson	Gainesville, Ga.	D1-'17
46	Weeks, Jon	LS	5-10	242	33	10	Baylor	Bethpage, N.Y.	FA-'10

Practice Squad (10)

89	Adams, Jerell	TE	6-5	254	26	3	South Carolina	Pinewood, S.C.	FA-'18
43	Chesley, Anthony	CB	6-0	190	23	R	Coastal Carolina	Temple Hills, Md.	FA-'19
13	Hansen, Chad	WR	6-2	202	24	2	California	Fillmore, Calif.	W-'19 (NO)
31	Higdon Jr., Karan	RB	5-10	202	23	R	Michigan	Sarasota, Fla.	CFA-'19
72	Leonard, Rick	T	6-7	311	22	1	Florida State	Middletown, Md.	FA-'18
3	McGough, Alex	QB	6-3	214	23	1	Florida International	Tampa, Fla.	FA-'19
68	Murphy, Kyle	T	6-6	305	25	4	Stanford	Mission Viejo, Calif.	FA-'19
75	Nkansah, Elijah	T	6-5	315	24	1	Toledo	Muncie, Ind.	FA-'19
36	Owens, Jonathan	S	5-11	210	24	2	Missouri Western St.	St. Louis, Mo.	FA-'19
95	Vanderdoes, Eddie	NT	6-3	315	25	3	UCLA	Auburn, Calif.	FA-'19

Reserve/Injured (12)

53	Ejirofor, Duke	OLB	6-4	255	24	2	Wake Forest	Houston, Texas	D6a-'18
29	Gaines, Phillip	CB	6-0	193	28	6	Rice	Concord, Mass.	FA-'19
64	Kelemete, Senio	G	6-3	301	29	7	Washington	Seattle, Wash.	UFA-'18 (NO)
42	Landrum, Chris	OLB	6-2	245	27	4	Jacksonville State	Meridian, Miss.	FA-'18
26	Miller, Lamar	RB	5-10	221	28	8	Miami (Fla.)	Miami, Fla.	UFA-'16 (MIA)
96	Savage-Lewis, Ira	DE	6-3	290	23	R	Baylor	Houston, Texas	CFA-'19
79	Steinmetz, David	T	6-8	321	24	1	Purdue	Grafton, Mass.	FA-'18
83	Thomas, Jordan	TE	6-5	277	23	2	Mississippi State	Sumrall, Miss.	D6b-'18
81	Warring, Kahale	TE	6-5	252	22	R	San Diego State	Sonora, Calif.	D3-'19
99	Watt, J.J.	DE	6-5	288	30	9	Wisconsin	Pewaukee, Wis.	D1-'11
5	Webb III, Joe	QB	6-4	231	32	10	Alabama-Birmingham	Birmingham, Ala.	UFA-'18 (BUF)
19	Whitney, Isaac	WR	6-2	204	25	1	Southern California	Moore, Okla.	FA-'18

Reserve/Non-Football Injury (1)

76	Henderson, Seantrel	T	6-7	351	27	6	Miami (Fla.)	St. Paul, Minn.	UFA-'18 (BUF)
----	---------------------	---	-----	-----	----	---	--------------	-----------------	---------------



HOUSTON
TEXANS

MISC. STATS

THE LAST TIME

BY TEXANS		BY OPPONENT
PASSING		
527, Matt Schaub vs. Jacksonville, 11/18/12	500 YARDS PASSING	* Never Has Happened *
426, Deshaun Watson vs. Atlanta, 10/06/19	400 YARDS PASSING	471, Nick Foles @ Philadelphia, 12/23/18
308, Deshaun Watson @ Indianapolis, 10/20/19	300 YARDS PASSING	309, Gardner Minshew II @ Jacksonville, 11/03/19
426, Deshaun Watson vs. Atlanta, 10/06/19	400 NET PASSING YARDS	462/0, Nick Foles/Nate Sudfeld @ Philadelphia, 12/23/18
337, Deshaun Watson @ L.A. Chargers, 09/22/19	300 NET PASSING YARDS	321/0, Jacoby Brissett/Zach Pascal @ Indianapolis, 10/20/19
6, Ryan Fitzpatrick: (7, 58, 34, 8, 4, 1) vs. Tennessee, 11/30/14	SIX TOUCHDOWN PASSES	6, Aaron Rodgers: (41, 6, 21, 1, 48, 18) vs. Green Bay, 10/14/12
5, Deshaun Watson: (6, 33, 8, 12, 44) vs. Atlanta, 10/06/19	FIVE TOUCHDOWN PASSES	5, Tom Brady: (5, 7, 47, 42, 25) @ New England, 09/24/17
4, Deshaun Watson: (72, 2, 20, 59) @ Seattle, 10/29/17	FOUR TOUCHDOWN PASSES	4, Lamar Jackson: (15, 18, 25, 12) @ Baltimore, 11/17/19
3, Deshaun Watson: (12, 4, 9) vs. Oakland, 10/27/19	THREE TOUCHDOWN PASSES	3, Derek Carr: (65, 8, 46) vs. Oakland, 10/27/19
4, Sage Rosenfels vs. Baltimore, 11/09/08	FOUR INTERCEPTIONS THROWN	4, David Garrard @ Jacksonville, 11/12/06
3, Deshaun Watson @ Seattle, 10/29/17	THREE INTERCEPTIONS THROWN	3, Baker Mayfield vs. Cleveland, 12/02/18
2, Deshaun Watson @ Indianapolis, 10/20/19	TWO INTERCEPTIONS THROWN	2, Gardner Minshew II @ Jacksonville, 11/03/19
* Never Has Happened *	FOUR OR MORE INTERCEPTION GAME	* Never Has Happened *
3, Glover Quin vs. Tennessee, 11/28/10	THREE INTERCEPTION GAME	* Never Has Happened *
2, Johnathan Joseph vs. Cleveland, 10/15/17	TWO INTERCEPTION GAME	2, Richard Sherman @ Seattle, 10/29/17
RUSHING		
* Never Has Happened *	300 YARDS RUSHER	* Never Has Happened *
231, Arian Foster vs. Indianapolis, 09/12/10	200 YARDS RUSHER	211, Larry Johnson vs. Kansas City, 11/20/05
160, Carlos Hyde @ Jacksonville, 11/03/19	100 YARDS RUSHER	112, Gus Edwards @ Baltimore, 11/17/19
124/115, Arian Foster/Ben Tate vs. Cleveland, 11/06/11	TWO 100-YARD RUSHERS	141/104, Shaun Alexander/Maurice Morris @ Seattle, 10/16/05
* Never Has Happened *	FIVE TOUCHDOWNS RUSHING	* Never Has Happened *
* Never Has Happened *	FOUR TOUCHDOWNS RUSHING	4, Shaun Alexander: (4, 5, 1, 23) @ Seattle, 10/16/05
3, Ben Tate: (10, 20, 8) vs. New England, 12/01/13	THREE TOUCHDOWNS RUSHING	3, Devonta Freeman: (23, 16, 6) @ Atlanta, 10/04/15
2, Deshaun Watson: (3, 1) @ Kansas City, 10/13/19	TWO TOUCHDOWNS RUSHING	2, Adrian Peterson: (3, 7) @ Washington, 11/18/18
* Never Has Happened *	TWO PLAYERS WITH TWO TD RUSHING	* Never Has Happened *
RECEIVING		
106/105, DeAndre Hopkins/Kenny Stills @ Indianapolis, 10/20/19	TWO 100-YARD RECEIVERS	123/101, Michael Thomas/Ted Ginn Jr. @ New Orleans, 09/09/19
217, Will Fuller V vs. Atlanta, 10/06/19	200 YARDS RECEIVER	223, T.Y. Hilton vs. Indianapolis, 10/09/14
109, DeAndre Hopkins vs. Oakland, 10/27/19	100 YARDS RECEIVER	106, Zach Pascal @ Indianapolis, 10/20/19
* Never Has Happened *	FOUR TOUCHDOWNS RECEPTIONS	* Never Has Happened *
3, Will Fuller V: (6, 33, 44) vs. Atlanta, 10/06/19	THREE TOUCHDOWNS RECEPTIONS	3, T.Y. Hilton: (10, 58, 9) vs. Indianapolis, 11/03/13
2, Darren Fells: (4, 9) vs. Oakland, 10/27/19	TWO TOUCHDOWNS RECEPTIONS	2, Mark Ingram II: (25, 12) @ Baltimore, 11/17/19
2/2, Jordan Thomas: (13, 2)/DeAndre Hopkins: (49, 2) vs. Miami, 10/25/18	TWO PLAYERS WITH TWO TD RECEPTIONS	2/2, Jimmy Graham: (18, 1)/Paul Richardson: (7, 20) @ Seattle, 10/29/17
COMBINED YARDS AND TOUCHDOWNS		
102/355, Arian Foster/Matt Schaub vs. Seattle, 09/29/13	100-YARD RUSHER AND 300-YARD PASSER	107/324, Kareem Hunt/Alex Smith vs. Kansas City, 10/08/17
106/105/308, DeAndre Hopkins/Kenny Stills/Deshaun Watson @ Indianapolis, 10/20/19	100-YARD RECEIVER AND 300-YARD PASSER	106/326, Zach Pascal/Jacoby Brissett @ Indianapolis, 10/20/19
133/124, Lamar Miller/Will Fuller V vs. Miami, 10/25/18	100 YARDS RUSHING AND RECEIVING	112/109, LeSean McCoy/Sammy Watkins @ Buffalo, 12/06/15
102/355/110, Arian Foster/Matt Schaub Andre Johnson vs. Seattle, 09/29/13	100-YARD RUSHER, 300-YARD PASSER, 100-YARD RECEIVER	101/305/132, Ray Rice/Joe Flacco Anquan Boldin @ Baltimore, 10/16/11

THE LAST TIME

DEFENSE

79, Tashaun Gipson Sr. (:39) (Shotgun) 2-M.Ryan pass short right intended for 81-A.Hooper INTERCEPTED by 39-T.Gipson at HST 21. 39-T.Gipson for 79 yards, TOUCHDOWN. vs. Atlanta, 10/06/19

INTERCEPTED PASS RETURNED FOR A TOUCHDOWN

78, Earl Thomas(10:21) (Shotgun) 4-D.Watson pass short middle intended for 10-D.Hopkins INTERCEPTED by 29-E.Thomas at SEA 22. 29-E.Thomas for 78 yards, TOUCHDOWN. @ Seattle, 10/29/17

0, Jadeveon Clowney(5:30) (Shotgun) 12-A.Luck Aborted. 78-R.Kelly FUMBLES at IND 0, RECOVERED by HST-90-J.Clowney at IND 0. TOUCHDOWN. @ Indianapolis, 09/30/18

FUMBLE RETURNED FOR A TOUCHDOWN

53, Dante Fowler Jr.(1:00) (Shotgun) 3-T.Savage sacked at JAX 47 for -10 yards (91-Y.Ngakoué). FUMBLES (91-Y.Ngakoué), RECOVERED by JAX-56-D.Fowler at JAX 47. 56-D.Fowler for 53 yards, TOUCHDOWN. vs. Jacksonville, 09/10/17

(10:17) (Shotgun) 8-K.Hogan pass incomplete short middle [55-B.McKinney]. PENALTY on CLV-8-K.Hogan, Intentional Grounding, 6 yards, enforced in End Zone, SAFETY. Penalty on CLV, Illegal Formation, declined. vs. Cleveland, 10/15/17

SAFETY SCORED

Zach Pascal(2:44) (Punt formation) 9-B.Anger up the middle ran ob in End Zone for -5 yards, SAFETY (14-Z.Pascal). @ Indianapolis, 10/20/19

Houston 20, Tennessee 0 vs. Tennessee, 11/28/10

SHUTOUT

New England 27, Houston 0 @ New England, 09/22/16

4.0, Connor Barwin @ Jacksonville, 11/27/11

FOUR SACK GAME

4.0, Calais Campbell vs. Jacksonville, 09/10/17

3.0, J.J. Watt vs. N.Y. Giants, 09/23/18

THREE SACK GAME

3.0, Henry Anderson @ N.Y. Jets, 12/15/18

2.0, Brennan Scarlett @ Jacksonville, 11/03/19

TWO SACK GAME

2.0/2.0, Tyus Bowser/Matthew Judon @ Baltimore, 11/17/19

SPECIAL TEAMS

95, Jacoby Jones9-S.Lechler kicks 75 yards from OAK 20 to HST 5. 12-J.Jones for 95 yards, TOUCHDOWN. vs. Oakland, 10/04/09

KICKOFF RETURNED FOR A TOUCHDOWN

100, Marqise Lee8-N.Novak kicks 65 yards from HST 35 to JAX 0. 11-M.Lee for 100 yards, TOUCHDOWN. PENALTY on JAX-11-M.Lee, Unsportsmanlike Conduct, 15 yards, enforced between downs. vs. Jacksonville, 12/18/16

67, Will Fuller V(1:12) 6-B.Kern punts 45 yards to HST 33, Center-48-B.Brinkley. 15-W.Fuller for 67 yards, TOUCHDOWN. (The Punt Hangtime Was 3.65 seconds.) vs. Tennessee, 10/02/16

PUNT RETURNED FOR A TOUCHDOWN

82, Tyreek Hill(7:41) 9-S.Lechler punts 52 yards to KC 18, Center-46-J.Weeks. 10-T.Hill for 82 yards, TOUCHDOWN. vs. Kansas City, 10/08/17

* Never Has Happened *

BLOCKED FIELD GOAL RETURNED FOR A TOUCHDOWN

* Never Has Happened *

Alfred Blue(2:15) 5-T.Way punt is BLOCKED by 28-A.Blue, Center-57-N.Sundberg, RECOVERED by HST-28-A.Blue at WAS 5. 28-A.Blue for 5 yards, TOUCHDOWN. vs. Washington, 09/07/14

BLOCKED PUNT RETURNED FOR A TOUCHDOWN

* Never Has Happened *

52, Ka'imi Fairbairn(8:24) (Field Goal formation) 7-K.Fairbairn 52 yard field goal is GOOD, Center-46-J.Weeks, Holder-9-B.Anger. @ Jacksonville, 11/03/19

MADE FIELD GOAL OF 50 YARDS OR LONGER

55, Joey Slye(14:55) 4-J.Slye 55 yard field goal is GOOD, Center-44-J.Jansen, Holder-5-M.Palardy. vs. Carolina, 09/29/19

43, Randy Bullock(3:27) 4-R.Bullock 43 yard field goal is BLOCKED (96-A.Woods), Center-46-J.Weeks, Holder-9-S.Lechler. vs. Tennessee, 11/30/14

BLOCKED FIELD GOAL

53, Graham Gano(2:48) 9-G.Gano 53 yard field goal is BLOCKED (93-J.Crick), Center-44-J.Jansen, Holder-8-B.Nortman. @ Carolina, 09/20/15

Shane Lechler(10:41) 9-S.Lechler punt is BLOCKED by 98-D.Moore, Center-46-J.Weeks, ball out of bounds at HST 29. HST-9-S.Lechler was injured during the play. @ N.Y. Giants, 09/21/14

BLOCKED PUNT

Corey Bojorquez(10:23) 9-C.Bojorquez punt is BLOCKED by 50-T.Adams, Center-69-R.Ferguson, RECOVERED by HST-57-B.Scarlett at BUF 35. 57-B.Scarlett to BUF 21 for 14 yards (18-A.Holmes). vs. Buffalo, 10/14/18

Ka'imi Fairbairn7-K.Fairbairn extra point is Blocked (22-C.Davis), Center-46-J.Weeks, Holder-9-B.Anger. DEFENSIVE TWO-POINT ATTEMPT. 53-M.Smith recovered the blocked kick. ATTEMPT FAILS. @ Jacksonville, 11/03/19

MISSED POINT AFTER TOUCHDOWN ATTEMPT

Jake Elliott4-J.Elliott extra point is No Good, Wide Right, Center-45-R.Lovato, Holder-1-C.Johnston. @ Philadelphia, 12/23/18

Kai Forbath2-K.Forbath extra point is Blocked (99-J.Watt), Center-57-N.Sundberg, Holder-5-T.Way. vs. Washington, 09/07/14

POINT AFTER TOUCHDOWN ATTEMPT BLOCKED

Ka'imi Fairbairn7-K.Fairbairn extra point is Blocked (22-C.Davis), Center-46-J.Weeks, Holder-9-B.Anger. DEFENSIVE TWO-POINT ATTEMPT. 53-M.Smith recovered the blocked kick. ATTEMPT FAILS. @ Jacksonville, 11/03/19

Jonathan Grimes8-N.Novak kicks onside 24 yards from HST 35 to SD 41. RECOVERED by HST-41-J.Grimes. vs. San Diego, 11/27/16

SUCCESSFUL ONSIDE KICK

Pat McAfee1-P.McAfee kicks onside 11 yards from IND 35 to IND 46. RECOVERED by IND-1-P.McAfee. vs. Indianapolis, 10/09/14

5, Ka'imi Fairbairn: (41, 32, 53, 49, 40) @ N.Y. Jets, 12/15/18

FIVE FIELD GOALS

5, Harrison Butker: (49, 35, 35, 41, 42) vs. Kansas City, 10/08/17

4, Ka'imi Fairbairn: (20, 21, 19, 36) vs. Dallas, 10/07/18

FOUR FIELD GOALS

4, Robbie Gould: (41, 25, 35, 52) vs. San Francisco, 12/10/17

3, Ka'imi Fairbairn: (47, 31, 26) @ Indianapolis, 10/20/19

THREE FIELD GOALS

3, Joey Slye: (48, 55, 26) vs. Carolina, 09/29/19

THE LAST TIME

TEAM

592Houston 592, Atlanta 373 vs. Atlanta, 10/06/19	500 TOTAL YARDS OF OFFENSE	510New Orleans 510, Houston 414 @ New Orleans, 09/09/19
410Houston 410, Jacksonville 356 @ Jacksonville, 11/03/19	400 TOTAL YARDS OF OFFENSE	491Baltimore 491, Houston 232 @ Baltimore, 11/17/19
* Never Has Happened *	TOUCHDOWN ON OFFENSE, DEFENSE AND SPECIAL TEAMS	ST: (6:05) S.Bradford pass short right to C.Harkey for 2 yards, TOUCHDOWN.ST: (7:46) S.Bradford pass short left to B.Quick for 4 yards, TOUCHDOWN.ST: (2:48) S.Bradford pass short left to L.Kendricks for 2 yards, TOUCHDOWN.DEF: (:50) (Shotgun) T.Yates pass short right intended for G.Graham INTERCEPTED by A.Ogletree at SL 2. A.Ogletree for 98 yards, TOUCHDOWN.OFF: G.Zuerlein kicks 70 yards from SL 35 to HST -5. K.Martin to HST 10 for 15 yards (R.McLeod). FUMBLES (R.McLeod), RECOVERED by SL-D.Bates at HST 11. D.Bates for 11 yards, TOUCHDOWN. vs. St. Louis, 10/13/13
Deshaun WatsonTWO-POINT CONVERSION ATTEMPT. 4-D.Watson pass to 10-D.Hopkins is complete. ATTEMPT SUCCEEDS. @ Kansas City, 10/13/19	MADE TWO-POINT CONVERSION	Matt RyanTWO-POINT CONVERSION ATTEMPT. 2-M.Ryan pass to 81-A.Hooper is complete. ATTEMPT SUCCEEDS. vs. Atlanta, 10/06/19
Deshaun WatsonTWO-POINT CONVERSION ATTEMPT. 4-D.Watson pass to 26-L.Miller is complete. ATTEMPT FAILS. vs. N.Y. Giants, 09/23/18	FAILED TWO-POINT CONVERSION	Leonard FournetteTWO-POINT CONVERSION ATTEMPT. 27-L.Fournette rushes up the middle. ATTEMPT FAILS. vs. Jacksonville, 09/15/19
Houston 53, Atlanta 32 vs. Atlanta, 10/06/19	50 POINTS	* Never Has Happened *
Houston 42, Miami 23 vs. Miami, 10/25/18	40 POINTS	Baltimore 41, Houston 7 @ Baltimore, 11/17/19
Houston 19, Dallas 16 vs. Dallas, 10/07/18	OVERTIME WIN	Dallas 20, Houston 17 @ Dallas, 10/05/14
Dallas 20, Houston 17 @ Dallas, 10/05/14	OVERTIME LOSS	Houston 19, Dallas 16 vs. Dallas, 10/07/18
* Never Has Happened *	OVERTIME TIE	* Never Has Happened *

TEXANS HIGHS & LOWS

Texans : By Season

(As of Nov 18, 2019, 12:42 pm PST)

2019 : Regular Season

	HIGH	DATE	OPPONENT	LOW	DATE	OPPONENT
Points	53	10/6	vs. Atlanta	7	11/17	at Baltimore
Total Touchdowns	7	10/6	vs. Atlanta	1	9/15 9/29 11/17	vs. Jacksonville vs. Carolina at Baltimore
Total Plays	83	10/13	at Kansas City	55	9/22	at L.A. Chargers
Total Net Yards	592	10/6	vs. Atlanta	232	11/17	at Baltimore
Total First Downs	35	10/13	at Kansas City	16	11/17	at Baltimore
First Downs Rushing	12	10/13	at Kansas City	3	9/22 11/17	at L.A. Chargers at Baltimore
First Downs Passing	20	10/13	at Kansas City	7	9/29	vs. Carolina
First Down Penalties	5	10/27	vs. Oakland	0	10/20	at Indianapolis
Third Down Efficiency	76.9%	10/6	vs. Atlanta	20.0%	11/17	at Baltimore
Average Yards Per Play	8.8	10/6	vs. Atlanta	4.1	11/17	at Baltimore
Total Net Yards Rushing	216	11/3	at Jacksonville	39	9/22	at L.A. Chargers
Rushing Attempts	41	10/13	at Kansas City	19	9/22	at L.A. Chargers
Rushing Average Yards	7.8	9/9	at New Orleans	2.1	9/22	at L.A. Chargers
Rushing Touchdowns	3	10/13	at Kansas City	0	10/27	vs. Oakland
Total Net Yards Passing	426	10/6	vs. Atlanta	110	11/17	at Baltimore
Passing Attempts	42	10/13	at Kansas City	28	11/3	at Jacksonville
Passing Completions	30	10/13	at Kansas City	16	9/15	vs. Jacksonville
Passing Touchdowns	5	10/6	vs. Atlanta	0	9/15 9/29 11/17	vs. Jacksonville vs. Carolina at Baltimore
Passing Yards Average	12.9	10/6	vs. Atlanta	3	11/17	at Baltimore
Passes Thrown for Interception	2	10/13	at Kansas City	0	9/15 9/22 10/6 10/27 11/3	vs. Jacksonville at L.A. Chargers vs. Atlanta vs. Oakland at Jacksonville
Times Sacked	7	11/17	at Baltimore	0	10/6 10/13	vs. Atlanta at Kansas City
Sack Yards Lost	59	11/17	at Baltimore	0	10/6 10/13	vs. Atlanta at Kansas City
QB Sacks	7	11/17	at Baltimore	0	10/6 10/13	vs. Atlanta at Kansas City
Total Punts	7	9/15	vs. Jacksonville	0	10/13	at Kansas City
Total Punt Yards	307	9/15	vs. Jacksonville	0	10/13	at Kansas City
Punt Gross Average Yards	51.8	10/27	vs. Oakland	35	10/6	vs. Atlanta
Punt Net Average Yards	51.4	9/29	vs. Carolina	0	10/13	at Kansas City
Punt Returns	4	10/6	vs. Atlanta	0	9/9 11/3 11/17	at New Orleans at Jacksonville at Baltimore
Punt Return Yards	34	9/22	at L.A. Chargers	0	9/9 11/3 11/17	at New Orleans at Jacksonville at Baltimore
Punt Return Yards Average	18.0	9/29	vs. Carolina	0.0	9/9 11/3 11/17	at New Orleans at Jacksonville at Baltimore
Kickoff Returns	3	10/20	at Indianapolis	0	9/15 9/22 9/29	vs. Jacksonville at L.A. Chargers vs. Carolina
Kickoff Return Yards	70	11/17	at Baltimore	0	9/15 9/22 9/29	vs. Jacksonville at L.A. Chargers vs. Carolina
Total Penalties	10	10/13	at Kansas City	5	11/17	at Baltimore
Penalty Yards	89	10/6	vs. Atlanta	47	9/15	vs. Jacksonville
Total Fumbles	5	10/6	vs. Atlanta	0	9/9 10/20	at New Orleans at Indianapolis
Fumbles Lost	1	9/22	at L.A. Chargers	0	9/9 9/15 10/20 10/27	at New Orleans vs. Jacksonville at Indianapolis vs. Oakland
Time of Possession	39:48	10/13	at Kansas City	23:41	11/17	at Baltimore

OPPONENT HIGHS & LOWS

Opponents : By Season

(As of Nov 18, 2019, 12:42 pm PST)

2019 : Regular Season

	HIGH	DATE	OPPONENT	LOW	DATE	OPPONENT
Points	41	11/17	at Baltimore	3	11/3	at Jacksonville
Total Touchdowns	5	11/17	at Baltimore	0	11/3	at Jacksonville
Total Plays	69	9/22	at L.A. Chargers	47	10/13	at Kansas City
Total Net Yards	510	9/9	at New Orleans	281	9/15	vs. Jacksonville
Total First Downs	25	9/9	at New Orleans	15	10/27	vs. Oakland
First Downs Rushing	12	11/17	at Baltimore	0	10/20	at Indianapolis
First Downs Passing	19	9/9	at New Orleans	10	9/15 10/27	vs. Jacksonville vs. Oakland
First Down Penalties	5	10/20	at Indianapolis	0	9/9 10/27 11/3	at New Orleans vs. Oakland at Jacksonville
Third Down Efficiency	63.6%	9/9	at New Orleans	23.1%	9/15	vs. Jacksonville
Average Yards Per Play	7.8	9/9	at New Orleans	4.6	9/29	vs. Carolina
Total Net Yards Rushing	263	11/17	at Baltimore	53	10/13	at Kansas City
Rushing Attempts	36	11/17	at Baltimore	11	10/13	at Kansas City
Rushing Average Yards	7.3	11/17	at Baltimore	2.4	10/20	at Indianapolis
Rushing Touchdowns	1	9/9	at New Orleans	0	9/15 9/22 10/13 10/20 10/27 11/3	vs. Jacksonville at L.A. Chargers at Kansas City at Indianapolis vs. Oakland at Jacksonville
Total Net Yards Passing	362	9/9	at New Orleans	178	9/15	vs. Jacksonville
Passing Attempts	47	11/3	at Jacksonville	27	11/17	at Baltimore
Passing Completions	32	9/9	at New Orleans	18	10/27	vs. Oakland
Passing Touchdowns	4	10/20	at Indianapolis	0	9/29 11/3	vs. Carolina at Jacksonville
Passing Yards Average	9.5	10/27	vs. Oakland	4.8	9/15	vs. Jacksonville
Passes Thrown for Interception	2	11/3	at Jacksonville	0	9/15 9/22 9/29 10/20 10/27 11/17	vs. Jacksonville at L.A. Chargers vs. Carolina at Indianapolis vs. Oakland at Baltimore
Times Sacked	5	9/22	at L.A. Chargers	0	10/27	vs. Oakland
Sack Yards Lost	35	9/15	vs. Jacksonville	0	10/27	vs. Oakland
QB Sacks	5	9/22	at L.A. Chargers	0	10/27	vs. Oakland
Total Punts	6	9/15	vs. Jacksonville	0	11/17	at Baltimore
Total Punt Yards	292	10/27	vs. Oakland	0	11/17	at Baltimore
Punt Gross Average Yards	59.5	10/13	at Kansas City	39.5	9/29	vs. Carolina
Punt Net Average Yards	54.5	10/13	at Kansas City	0	11/17	at Baltimore
Punt Returns	4	9/15	vs. Jacksonville	0	10/6 10/13 10/20	vs. Atlanta at Kansas City at Indianapolis
Punt Return Yards	20	9/9	at New Orleans	-1	9/22	at L.A. Chargers
Punt Return Yards Average	6.7	9/9	at New Orleans	-0.5	9/22	at L.A. Chargers
Kickoff Returns	5	10/13	at Kansas City	1	9/15 9/22 10/27	vs. Jacksonville at L.A. Chargers vs. Oakland
Kickoff Return Yards	105	10/13	at Kansas City	16	11/17	at Baltimore
Total Penalties	11	10/13	at Kansas City	4	11/3	at Jacksonville
Penalty Yards	100	10/27	vs. Oakland	34	11/3	at Jacksonville
Total Fumbles	3	9/15	vs. Jacksonville	0	10/27	vs. Oakland
Fumbles Lost	3	9/29	vs. Carolina	0	9/9 10/6 10/27 11/17	at New Orleans vs. Atlanta vs. Oakland at Baltimore
Time of Possession	36:19	11/17	at Baltimore	20:12	10/13	at Kansas City

INDIVIDUAL SINGLE-GAME HIGHS

Texans : Offense : By Season

(As of Nov 18, 2019, 12:42 pm PST)

2019 : Regular Season

	DATE	OPPONENT	VALUE	WHO
Rushing Yards	11/3	at Jacksonville	160	Carlos Hyde
Rushing Attempts	10/13	at Kansas City	26	Carlos Hyde
Rushing Touchdowns	10/13	at Kansas City	2	Deshaun Watson
Longest Touchdown Run	11/17	at Baltimore	41	Carlos Hyde
Longest Run from Scrimmage	11/3	at Jacksonville	58	Carlos Hyde
Passing Yards	10/6	Atlanta	426	Deshaun Watson
Passing Attempts	10/13	at Kansas City	42	Deshaun Watson
Passing Completions	10/13	at Kansas City	30	Deshaun Watson
Passing Yards per Attempt	10/6	Atlanta	12.9	Deshaun Watson
Longest Pass Completion	9/9	at New Orleans	54	Deshaun Watson
Passing Touchdowns	10/6	Atlanta	5	Deshaun Watson
Longest Touchdown Pass	9/22	at L.A. Chargers	53	Deshaun Watson
Most Interceptions Thrown	10/13	at Kansas City	2	Deshaun Watson
	10/20	at Indianapolis	2	Deshaun Watson
Times Sacked	11/17	at Baltimore	6	Deshaun Watson
	9/29	Carolina	6	Deshaun Watson
	9/9	at New Orleans	6	Deshaun Watson
Sacked Yards Lost	11/17	at Baltimore	49	Deshaun Watson
Rating	10/6	Atlanta	158.3	Deshaun Watson
Receptions	10/6	Atlanta	14	Will Fuller V
Receiving Yards	10/6	Atlanta	217	Will Fuller V
Receiving Touchdowns	10/6	Atlanta	3	Will Fuller V
Longest Reception	9/9	at New Orleans	54	Will Fuller V
Longest Reception Touchdown	9/22	at L.A. Chargers	53	Jordan Akins
Yards After Catch	10/6	Atlanta	109	Will Fuller V
Pass Target	10/6	Atlanta	16	Will Fuller V

HOUSTON TEXANS RECORD WHEN...

TEXANS 2019 REGULAR SEASON RECORD WHEN...

CATEGORY	2019 SEASON W-L	ALL-TIME W-L	CATEGORY	2019 SEASON W-L	ALL-TIME W-L
TEXANS AT NRG STADIUM	3-1	76-67	IN SEPTEMBER	2-2	27-34
TEXANS ON THE ROAD	3-3	52-92	IN OCTOBER	3-1	35-35
TEXANS ON GRASS	3-0	90-100	IN NOVEMBER	1-1	30-38
TEXANS ON ARTIFICIAL TURF	3-4	38-59	IN DECEMBER	0-0	32-44
TEXANS IN DOMES	0-1	5-17	IN JANUARY	0-0	3-5
TEXANS IN RETRACTABLE ROOF STADIUMS	3-2	79-78	ON SUNDAY NIGHT	0-0	4-8
TEXANS OUTDOORS	3-1	47-65	ON THURSDAY NIGHT	0-0	3-8
NRG STADIUM ROOF OPEN	0-0	24-21	ON MONDAY NIGHT	0-1	5-9
NRG STADIUM ROOF CLOSED	3-2	52-45	ON SATURDAY	0-0	3-3
TEXANS SCORE FIRST	2-1	82-53	DAY GAMES	6-3	114-133
OPPONENT SCORES FIRST	4-3	46-106	NIGHT GAMES	0-1	14-26
TEXANS SCORE ON FIRST POSSESSION	1-0	48-38	VS. AFC SOUTH OVERALL	2-1	47-59
TEXANS SCORE 20 OR MORE POINTS	5-2	103-61	VS. AFC SOUTH AT HOME	1-0	28-25
TEXANS SCORE 19 OR LESS POINTS	1-2	25-98	VS. AFC SOUTH ON THE ROAD	1-1	19-34
TEXANS ALLOW 20 OR MORE	4-3	40-143	VS. AFC	5-2	98-114
TEXANS ALLOW 19 OR LESS POINTS	2-1	88-16	VS. AFC NORTH	0-1	17-19
TEXANS LEAD AFTER 1ST QUARTER	2-0	67-38	VS. AFC EAST	0-0	17-18
TEXANS TRAIL AFTER 1ST QUARTER	2-2	30-94	VS. AFC WEST	3-0	17-18
SCORE TIED AFTER 1ST QUARTER	2-2	31-27	VS. NFC	1-2	30-45
TEXANS LEAD AT HALFTIME	3-1	87-34	VS. NFC EAST	0-0	6-15
TEXANS TRAIL AT HALFTIME	3-3	34-116	VS. NFC SOUTH	1-2	10-9
SCORE TIED AT HALFTIME	0-0	7-9	VS. NFC NORTH	0-0	9-9
TEXANS LEAD AFTER 3RD QUARTER	4-1	94-22	VS. NFC WEST	0-0	5-12
TEXANS TRAIL AFTER 3RD QUARTER	2-2	23-124			
SCORE TIED AFTER 3RD QUARTER	0-1	11-13			
GAME GOES TO OVERTIME	0-0	7-9			
TEXANS HAVE + TURNOVER RATIO	2-1	79-23			
TEXANS HAVE - TURNOVER RATIO	1-2	22-100			
TURNOVER RATIO EVEN	3-1	27-36			
TEXANS HAVE 30:00+TOP	4-0	100-51			
TEXANS HAVE LESS THAN 30:00 TOP	2-4	28-108			
TEXANS HAVE 100-YARD RUSHER	2-0	46-25			
TEXANS HAVE 300 NET PASSING YARDS	2-0	16-25			
TEXANS HAVE 1 100-YARD RECEIVER	2-1	45-45			
TEXANS HAVE 2 100-YARD RECEIVERS	0-1	4-8			
TEXANS WIN COIN TOSS	4-1	64-84			
TEXANS LOSE COIN TOSS	2-3	64-75			
TEXANS WEARING BLUE JERSEYS	3-1	55-53			
TEXANS WEARING WHITE JERSEYS	2-3	57-94			
TEXANS WEARING RED JERSEYS	0-0	11-9			
TEXANS WEARING ALL-WHITE	1-0	8-8			
TEXANS WEARING ALL-BLUE	0-0	7-6			
TEXANS WEARING ALL-RED	0-0	2-2			
TEXANS WEARING COLOR RUSH	0-0	3-0			

TEAM SEASON TOTALS

Texans (As of Nov 18, 2019, 12:42 pm PST) 2019 : Regular Season

TEXANS																									
		FIRST DOWNS				OFFENSE			NET PASSING					NET RUSHING					PEN		FUMBLES				
DATE	OPPONENT	T	R	P	PN	AT	YDS	AVG	A	C	I	YDS	TD	SK	YDS	AT	YDS	AVG	TD	NO	YD	NO	LST	TOP	
9/9	at New Orleans	22	8	12	2	59	414	7.00	30	20	1	234	3	6	34	23	180	7.80	1	8	69	0	0	29:47	
9/15	Jacksonville	17	7	9	1	63	263	4.20	29	16	0	137	0	4	22	30	126	4.20	1	7	47	2	0	29:59	
9/22	at L.A. Chargers	20	3	15	2	55	376	6.80	34	25	0	337	3	2	14	19	39	2.10	1	6	65	2	1	28:12	
9/29	Carolina	18	8	7	3	62	264	4.30	34	21	1	128	0	6	32	22	136	6.20	1	7	81	1	1	29:22	
10/6	Atlanta	31	11	18	2	67	592	8.80	33	28	0	426	5	0	0	34	166	4.90	1	9	89	5	1	31:00	
10/13	at Kansas City	35	12	20	3	83	472	5.70	42	30	2	280	1	0	0	41	192	4.70	3	10	70	1	1	39:48	
10/20	at Indianapolis	21	6	15	0	61	391	6.40	34	23	2	291	1	3	17	24	100	4.20	1	10	54	0	0	27:08	
10/27	Oakland	29	7	17	5	74	388	5.20	39	27	0	258	3	3	21	32	130	4.10	0	7	50	1	0	35:53	
11/3	at Jacksonville	21	8	11	2	63	410	6.50	28	22	0	194	2	1	7	34	216	6.40	1	7	60	1	1	32:33	
11/17	at Baltimore	16	3	10	3	57	232	4.10	30	18	1	110	0	7	59	20	122	6.10	1	5	60	1	1	23:41	
11/21	Indianapolis	--	--	--	--	--	--	--	--	--	--	--	--	--	--	--	--	--	--	--	--	--	--	--	
12/1	New England	--	--	--	--	--	--	--	--	--	--	--	--	--	--	--	--	--	--	--	--	--	--	--	
12/8	Denver	--	--	--	--	--	--	--	--	--	--	--	--	--	--	--	--	--	--	--	--	--	--	--	
12/15	at Tennessee	--	--	--	--	--	--	--	--	--	--	--	--	--	--	--	--	--	--	--	--	--	--	--	
12/21	at Tampa Bay	--	--	--	--	--	--	--	--	--	--	--	--	--	--	--	--	--	--	--	--	--	--	--	
12/29	Tennessee	--	--	--	--	--	--	--	--	--	--	--	--	--	--	--	--	--	--	--	--	--	--	--	
	2019 TOTALS:	230	73	134	23	644	3,802	5.90	333	230	7	2,395	18	32	206	279	1,407	5.07	11	76	645	14	6	--	

OPPONENT SEASON TOTALS

Opponent

(As of Nov 18, 2019, 12:42 pm PST)

2019 : Regular Season

OPPONENT																									
		FIRST DOWNS				OFFENSE			NET PASSING					NET RUSHING					PEN		FUMBLES				
DATE	OPPONENT	T	R	P	PN	AT	YDS	AVG	A	C	I	YDS	TD	SK	YDS	AT	YDS	AVG	TD	NO	YD	NO	LST	TOP	
9/9	at New Orleans	25	6	19	0	65	510	7.80	43	32	1	362	2	1	8	21	148	7.00	1	7	48	1	0	30:13	
9/15	Jacksonville	16	5	10	1	58	281	4.80	33	23	0	178	1	4	35	21	103	4.90	0	9	70	3	1	30:01	
9/22	at L.A. Chargers	22	3	17	2	69	366	5.30	46	31	0	293	2	5	25	18	73	4.10	0	7	69	1	1	31:48	
9/29	Carolina	19	3	15	1	65	297	4.60	34	24	0	203	0	3	29	28	94	3.40	1	6	35	3	3	30:38	
10/6	Atlanta	22	5	14	3	68	373	5.50	46	32	1	316	3	2	14	20	57	2.90	1	7	63	1	0	29:00	
10/13	at Kansas City	20	5	11	4	47	309	6.60	35	19	1	256	3	1	17	11	53	4.80	0	11	79	1	1	20:12	
10/20	at Indianapolis	23	0	18	5	67	383	5.70	40	26	0	321	4	1	5	26	62	2.40	0	6	45	1	1	32:52	
10/27	Oakland	15	5	10	0	53	378	7.10	30	18	0	285	3	0	0	23	93	4.00	0	11	100	0	0	24:07	
11/3	at Jacksonville	21	6	15	0	66	356	5.40	47	27	2	282	0	4	27	15	74	4.90	0	4	34	3	2	27:27	
11/17	at Baltimore	25	12	11	2	64	491	7.70	27	20	0	228	4	1	7	36	263	7.30	1	8	65	1	0	36:19	
11/21	Indianapolis	--	--	--	--	--	--	--	--	--	--	--	--	--	--	--	--	--	--	--	--	--	--	--	
12/1	New England	--	--	--	--	--	--	--	--	--	--	--	--	--	--	--	--	--	--	--	--	--	--	--	
12/8	Denver	--	--	--	--	--	--	--	--	--	--	--	--	--	--	--	--	--	--	--	--	--	--	--	
12/15	at Tennessee	--	--	--	--	--	--	--	--	--	--	--	--	--	--	--	--	--	--	--	--	--	--	--	
12/21	at Tampa Bay	--	--	--	--	--	--	--	--	--	--	--	--	--	--	--	--	--	--	--	--	--	--	--	
12/29	Tennessee	--	--	--	--	--	--	--	--	--	--	--	--	--	--	--	--	--	--	--	--	--	--	--	
	2019 TOTALS:	208	50	140	18	622	3,744	6.05	381	252	5	2,724	22	22	167	219	1,020	4.57	4	76	608	15	9	--	

QUARTER-BY-QUARTER SCORING

(As of Nov 18, 2019, 12:42 pm PST)

2019 : Regular Season

DATE	OPPONENT	W/L/T	TEXANS						OPPONENTS						POINT	OVERALL
			1ST	2ND	3RD	4TH	OT	TOTAL	1ST	2ND	3RD	4TH	OT	TOTAL	DIFF	RECORD
9/9	at New Orleans	L	0	14	7	7	--	28	0	3	14	13	--	30	-2	0-1
9/15	Jacksonville	W	3	3	0	7	--	13	0	3	0	9	--	12	1	1-1
9/22	at L.A. Chargers	W	0	7	14	6	--	27	7	10	0	3	--	20	7	2-1
9/29	Carolina	L	0	3	7	0	--	10	3	7	0	6	--	16	-6	2-2
10/6	Atlanta	W	7	9	17	20	--	53	7	10	0	15	--	32	21	3-2
10/13	at Kansas City	W	3	20	0	8	--	31	17	0	7	0	--	24	7	4-2
10/20	at Indianapolis	L	0	9	7	7	--	23	7	7	14	2	--	30	-7	4-3
10/27	Oakland	W	7	3	3	14	--	27	7	7	7	3	--	24	3	5-3
11/3	at Jacksonville	W	3	6	10	7	--	26	0	3	0	0	--	3	23	6-3
11/17	at Baltimore	L	0	0	0	7	--	7	0	14	13	14	--	41	-34	6-4
11/21	Indianapolis	--	--	--	--	--	--	--	--	--	--	--	--	--	--	--
12/1	New England	--	--	--	--	--	--	--	--	--	--	--	--	--	--	--
12/8	Denver	--	--	--	--	--	--	--	--	--	--	--	--	--	--	--
12/15	at Tennessee	--	--	--	--	--	--	--	--	--	--	--	--	--	--	--
12/21	at Tampa Bay	--	--	--	--	--	--	--	--	--	--	--	--	--	--	--
12/29	Tennessee	--	--	--	--	--	--	--	--	--	--	--	--	--	--	--
2019 TOTALS:		6-4	23	74	65	83	--	245	48	64	55	65	--	232	13	6-4
AVG/GAME:			2.3	7.4	6.5	8.3	--	24.5	4.8	6.4	5.5	6.5	--	23.2	1.3	

REDZONE POSSESSIONS

2019 REGULAR SEASON

		INSIDE THE 20		GOAL TO GO SITUATIONS	
DATE	OPPONENT	OFFENSE	DEFENSE	OFFENSE	DEFENSE
09/09	at New Orleans	TD - Pass TD - Pass	Interception FG - 32 yards TD - Pass TD - Pass	TD - Pass	NONE
09/15	Jacksonville	FG - 22 yards TD - Run	FG - 32 yards TD - Pass	FG - 22 yards	NONE
09/22	at L.A. Chargers	TD - Pass TD - Run TD - Pass	TD - Pass FG - 34 yards TD - Pass	TD - Run	FG - 34 yards
09/29	Carolina	FG - 37 yards Interception TD - Run	TD - Run FG - 26 yards	TD - Run	TD - Run
10/06	Atlanta	TD - Pass TD - Run FG - 26 yards TD - Pass TD - Pass	TD - Pass FG - 35 yards TD - Pass TD - Run	TD - Pass TD - Run TD - Pass	TD - Run
10/13	at Kansas City	TD - Pass TD - Run TD - Run Interception TD - Run End of Game	FG - 41 yards TD - Pass TD - Pass	TD - Run TD - Run Interception TD - Run	TD - Pass
10/20	at Indianapolis	FG - 47 yards FG - 31 yards FG - 26 yards TD - Run TD - Pass	TD - Pass TD - Pass TD - Pass TD - Pass	FG - 31 yards FG - 26 yards TD - Run TD - Pass	TD - Pass TD - Pass
10/27	Oakland	TD - Pass FG - 33 yards FG - 40 yards TD - Pass TD - Pass	TD - Pass	TD - Pass	TD - Pass
11/03	at Jacksonville	TD - Pass FG - 42 yards TD - Run TD - Pass	FG - 30 yards	TD - Pass TD - Run TD - Pass	NONE
11/17	at Baltimore	NONE	TD - Pass TD - Pass FG - 34 yards TD - Pass End of Game	NONE	NONE
11/21	Indianapolis	--	--	--	--
12/01	New England	--	--	--	--
12/08	Denver	--	--	--	--
12/15	at Tennessee	--	--	--	--
12/21	at Tampa Bay	--	--	--	--
12/29	Tennessee	--	--	--	--

REDZONE POSSESSIONS

OFFENSE DEFENSE			OFFENSE DEFENSE		
Inside the 20	35	29	Goal-To-Go Situations	19	7
Scores	32	27	Scores	18	7
Touchdowns	23	19	Touchdowns	15	6
Field Goals	9	8	Field Goals	3	1
Total Points in 20	187	157	Total Points	114	46
Fumbles	0	0	Fumbles	0	0
Interceptions	2	1	Interceptions	1	0
Missed Field Goals	0	0	Missed Field Goals (G2G)	0	0
Lost on Downs	0	0	Lost on Downs	0	0
End of Half/Game	1	1	End of Half/Game	0	1
TDs Outside	6	7			

TEXANS DRIVE ENGINEERING

Texans (As of Nov 18, 2019, 12:42 pm PST) 2019 : Regular Season

TEXANS																						
DATE	OPPONENT	STARTING QB	POSS	TD	PAT	2-PT	M-2PT	FG	FGA	MFG	BK-FG	PUNT	INT	FUM	SAF	DWNS	HF	GM	PTS	TD%	SCORE%	PTS/POSS
9/9	at New Orleans	D. Watson	9	4	4	0	0	0	0	0	0	4	1	0	0	0	0	0	28	44.4	44.4	3.11
9/15	Jacksonville	D. Watson	11	1	1	0	0	2	2	0	0	7	0	0	0	0	0	1	13	9.1	27.3	1.18
9/22	at L.A. Chargers	D. Watson	11	4	4	0	0	0	1	1	0	4	0	1	0	0	0	1	27	36.4	36.4	2.45
9/29	Carolina	D. Watson	12	1	1	0	0	1	2	1	0	5	1	1	0	0	1	1	10	8.3	16.7	0.83
10/6	Atlanta	D. Watson	10	6	7	0	0	2	2	0	0	1	0	1	0	0	1	0	47	60.0	80.0	4.70
10/13	at Kansas City	D. Watson	10	4	3	1	1	1	2	1	0	0	2	1	0	0	0	1	31	40.0	50.0	3.10
10/20	at Indianapolis	D. Watson	11	2	2	0	0	3	3	0	0	2	2	0	0	1	0	0	23	18.2	54.5	2.09
10/27	Oakland	D. Watson	11	3	3	0	0	2	2	0	0	4	0	0	0	0	1	1	27	27.3	45.5	2.45
11/3	at Jacksonville	D. Watson	10	3	3	0	0	2	3	1	0	3	0	1	0	0	0	0	26	30.0	50.0	2.60
11/17	at Baltimore	D. Watson	10	1	1	0	0	0	1	1	0	3	1	1	0	3	0	0	7	10.0	10.0	0.70
11/21	Indianapolis	--	--	--	--	--	--	--	--	--	--	--	--	--	--	--	--	--	--	--	--	--
12/1	New England	--	--	--	--	--	--	--	--	--	--	--	--	--	--	--	--	--	--	--	--	--
12/8	Denver	--	--	--	--	--	--	--	--	--	--	--	--	--	--	--	--	--	--	--	--	--
12/15	at Tennessee	--	--	--	--	--	--	--	--	--	--	--	--	--	--	--	--	--	--	--	--	--
12/21	at Tampa Bay	--	--	--	--	--	--	--	--	--	--	--	--	--	--	--	--	--	--	--	--	--
12/29	Tennessee	--	--	--	--	--	--	--	--	--	--	--	--	--	--	--	--	--	--	--	--	--
2019 TOTALS:			105	29	29	1	1	13	18	5	0	33	7	6	0	4	3	5	239	27.6	41.0	2.28

OPPONENT DRIVE ENGINEERING

Opponent

(As of Nov 18, 2019, 12:42 pm PST)

2019 : Regular Season

OPPONENTS

DATE	OPPONENT	STARTING QB	POSS	TD	PAT	2-PT	M-2PT	FG	FGA	MFG	BK-FG	PUNT	INT	FUM	SAF	DWNS	HF	GM	PTS	TD%	SCORE%	PTS/POSS
9/9	at New Orleans	D. Brees	10	3	3	0	0	3	4	1	0	2	1	0	0	0	0	0	30	30.0	60.0	3.00
9/15	Jacksonville	G. Minshew	10	1	0	1	0	2	2	0	0	6	0	1	0	0	0	0	12	10.0	30.0	1.20
9/22	at L.A. Chargers	P. Rivers	10	2	2	0	0	2	2	0	0	4	0	1	0	1	0	0	20	20.0	40.0	2.00
9/29	Carolina	K. Allen	11	1	1	0	0	3	3	0	0	4	0	3	0	0	0	0	16	9.1	36.4	1.45
10/6	Atlanta	M. Ryan	12	4	3	1	1	1	1	0	0	5	1	0	0	0	0	1	32	33.3	41.7	2.67
10/13	at Kansas City	P. Mahomes	10	3	3	0	0	1	2	1	0	2	1	1	0	0	1	0	24	30.0	40.0	2.40
10/20	at Indianapolis	J. Brissett	12	4	4	0	0	0	0	0	0	4	0	1	1	1	1	1	28	33.3	33.3	2.33
10/27	Oakland	D. Carr	10	3	3	0	0	1	1	0	0	6	0	0	0	0	0	0	24	30.0	40.0	2.40
11/3	at Jacksonville	G. Minshew	11	0	0	0	0	1	1	0	0	3	2	2	0	2	1	0	3	0.0	9.1	0.27
11/17	at Baltimore	L. Jackson	11	5	5	0	0	2	3	1	0	0	0	0	0	1	1	1	41	45.5	63.6	3.73
11/21	Indianapolis	--	--	--	--	--	--	--	--	--	--	--	--	--	--	--	--	--	--	--	--	--
12/1	New England	--	--	--	--	--	--	--	--	--	--	--	--	--	--	--	--	--	--	--	--	--
12/8	Denver	--	--	--	--	--	--	--	--	--	--	--	--	--	--	--	--	--	--	--	--	--
12/15	at Tennessee	--	--	--	--	--	--	--	--	--	--	--	--	--	--	--	--	--	--	--	--	--
12/21	at Tampa Bay	--	--	--	--	--	--	--	--	--	--	--	--	--	--	--	--	--	--	--	--	--
12/29	Tennessee	--	--	--	--	--	--	--	--	--	--	--	--	--	--	--	--	--	--	--	--	--
2019 TOTALS:			107	26	24	2	1	16	19	3	0	36	5	9	1	5	4	3	230	24.3	39.3	2.15

3RD DOWN AND...

Texans		(As of Nov 18, 2019, 12:42 pm PST)										2019 : Regular Season	
DATE	OPPONENT	1	2	3	4	5	6	7	8	9	10	10+	TOTAL
9/9	at New Orleans	1-1	1-1	0-0	0-0	0-0	1-1	0-0	1-2	0-1	2-2	1-5	7-13
9/15	Jacksonville	2-2	2-3	0-0	0-1	1-2	0-0	0-1	0-0	0-0	0-1	1-5	6-15
9/22	at L.A. Chargers	2-2	0-1	1-2	0-0	0-0	0-0	0-1	1-1	0-1	0-0	2-2	6-10
9/29	Carolina	3-3	0-0	0-0	0-0	0-0	0-1	0-0	0-0	0-0	1-4	0-3	4-11
10/6	Atlanta	3-3	1-1	2-2	1-2	1-1	0-0	1-1	0-0	1-1	0-0	0-2	10-13
10/13	at Kansas City	2-3	0-0	2-3	0-0	0-2	1-1	0-0	0-1	0-0	0-0	0-2	5-12
10/20	at Indianapolis	0-2	2-2	0-0	1-2	0-0	0-0	0-2	0-1	1-1	0-0	0-2	4-12
10/27	Oakland	1-1	0-1	1-1	1-1	0-0	1-1	1-1	0-1	0-0	1-2	0-5	6-14
11/3	at Jacksonville	0-0	0-1	2-4	1-1	0-0	0-0	0-1	1-2	0-0	0-1	0-1	4-11
11/17	at Baltimore	0-1	0-2	0-1	0-0	0-1	0-0	1-1	1-1	0-0	0-2	0-1	2-10
11/21	Indianapolis	--	--	--	--	--	--	--	--	--	--	--	--
12/1	New England	--	--	--	--	--	--	--	--	--	--	--	--
12/8	Denver	--	--	--	--	--	--	--	--	--	--	--	--
12/15	at Tennessee	--	--	--	--	--	--	--	--	--	--	--	--
12/21	at Tampa Bay	--	--	--	--	--	--	--	--	--	--	--	--
12/29	Tennessee	--	--	--	--	--	--	--	--	--	--	--	--
2019 TOTALS:		14-18	6-12	8-13	4-7	2-6	3-4	3-8	4-9	2-4	4-12	4-28	54-121
PERCENTAGE:		77.8%	50.0%	61.5%	57.1%	33.3%	75.0%	37.5%	44.4%	50.0%	33.3%	14.3%	44.6%

4TH DOWN AND...

Texans (As of Nov 18, 2019, 12:42 pm PST) 2019 : Regular Season

DATE	OPPONENT	1	2	3	4	5	6	7	8	9	10	10+	TOTAL
9/9	at New Orleans	1-1											1-1
9/15	Jacksonville	1-1											1-1
9/22	at L.A. Chargers												
9/29	Carolina												
10/6	Atlanta												
10/13	at Kansas City	1-2		1-1									2-3
10/20	at Indianapolis	1-2								0-1			1-3
10/27	Oakland	1-1											1-1
11/3	at Jacksonville		1-1										1-1
11/17	at Baltimore	1-1	0-2			0-1							1-4
11/21	Indianapolis	--	--	--	--	--	--	--	--	--	--	--	--
12/1	New England	--	--	--	--	--	--	--	--	--	--	--	--
12/8	Denver	--	--	--	--	--	--	--	--	--	--	--	--
12/15	at Tennessee	--	--	--	--	--	--	--	--	--	--	--	--
12/21	at Tampa Bay	--	--	--	--	--	--	--	--	--	--	--	--
12/29	Tennessee	--	--	--	--	--	--	--	--	--	--	--	--
2019 TOTALS:		6-8	1-3	1-1		0-1				0-1			8-14
PERCENTAGE:		75.0%	33.3%	100.0%		0.0%				0.0%			57.1%

TAKEAWAY/GIVEAWAY CHART

DATE	OPPONENT	HOU +/- RATIO	HOU TAKES	POINTS OFF TAKES	HOU GIVES	POINTS OFF GIVES	POINTS OFF TO RATIO
09/09	at New Orleans	0	1 (0 FUM, 1 INT)	7	1 (0 FUM, 1 INT)	7	0
09/15	Jacksonville	+1	1 (1 FUM, 0 INT)	7	0 (0 FUM, 0 INT)	0	+7
09/22	at L.A. Chargers	0	1 (1 FUM, 0 INT)	7	1 (1 FUM, 0 INT)	7	0
09/29	Carolina	+1	3 (3 FUM, 0 INT)	7	2 (1 FUM, 1 INT)	10	-3
10/06	Atlanta	0	1 (0 FUM, 1 INT)	6	1 (1 FUM, 0 INT)	8	-2
10/13	at Kansas City	-1	2 (1 FUM, 1 INT)	14	3 (1 FUM, 2 INT)	3	+11
10/20	at Indianapolis	-1	1 (1 FUM, 0 INT)	3	2 (0 FUM, 2 INT)	0	+3
10/27	Oakland	0	0 (0 FUM, 0 INT)	0	0 (0 FUM, 0 INT)	0	0
11/03	at Jacksonville	+3	4 (2 FUM, 2 INT)	7	1 (1 FUM, 0 INT)	0	+7
11/17	at Baltimore	-2	0 (0 FUM, 0 INT)	0	2 (1 FUM, 1 INT)	3	-3
11/21	Indianapolis	--	--	--	--	--	--
12/01	New England	--	--	--	--	--	--
12/08	Denver	--	--	--	--	--	--
12/15	at Tennessee	--	--	--	--	--	--
12/21	at Tampa Bay	--	--	--	--	--	--
12/29	Tennessee	--	--	--	--	--	--
TOTALS		+1	14 (9 FUM, 5 INT)	58	13 (6 FUM, 7 INT)	38	+20

DRIVE CHARTS

2019 REGULAR SEASON

WEEK 1: TEXANS 28, SAINTS 30

SEPTEMBER 9, 2019

TEXANS													SAINTS												
#	RECD	LOST	POSS	OBTAINED	BEGAN	PLAYS	YDS	PEN	NET	1ST	ENDED	GIVEN UP	#	RECD	LOST	POSS	OBTAINED	BEGAN	PLAYS	YDS	PEN	NET	1ST	ENDED	GIVEN UP
1	15:00	12:39	2:21	Kickoff	HOU 25	5	7	-5	2	1	HOU 27	Punt	1	12:39	09:08	3:31	Punt	NO 14	5	41	0	41	1	HOU 45	Punt
2	09:08	06:57	2:11	Punt	HOU 10	4	13	0	13	1	HOU 23	Punt	2	06:57	02:55	4:02	Punt	HOU 49	8	38	0	38	2	HOU 11	Interception
3	02:55	14:13	3:42	Interception	HOU 6	7	104	-10	94	3	NO 21	Touchdown	3	14:13	09:22	4:51	Kickoff	NO 21	11	65	0	65	3	HOU 14	Field Goal
4	09:22	01:47	7:35	Kickoff	HOU 25	16	80	-5	75	6	NO 2	Touchdown	4	01:47	00:00	1:47	Kickoff	NO 25	7	37	0	37	3	HOU 38	Missed FG
5	12:51	08:20	4:31	Kickoff	HOU 25	9	70	5	75	5	NO 16	Touchdown	5	15:00	12:51	2:09	Kickoff	NO 17	5	83	0	83	3	HOU 30	Touchdown
6	02:39	01:48	0:51	Kickoff	HOU 16	3	2	0	2	0	HOU 18	Interception	6	08:20	02:39	5:41	Kickoff	NO 25	11	75	0	75	6	HOU 9	Touchdown
7	14:55	10:47	4:08	Kickoff	HOU 25	6	18	-5	13	2	HOU 38	Punt	7	01:48	14:55	1:53	Interception	HOU 49	4	49	0	49	2	HOU 14	Touchdown
8	07:44	03:29	4:15	Punt	HOU 4	7	45	-4	41	2	HOU 45	Punt	8	10:47	07:44	3:03	Punt	NO 28	4	25	-10	15	1	NO 43	Punt
9	00:50	00:37	0:13	Kickoff	HOU 25	2	75	0	75	2	NO 37	Touchdown	9	03:29	00:50	2:39	Punt	NO 7	8	64	0	64	2	HOU 29	Field Goal
													10	00:37	00:00	0:37	Kickoff	NO 25	6	35	0	35	2	HOU 40	Field Goal

WEEK 2: TEXANS 13, JAGUARS 12

SEPTEMBER 15, 2019

TEXANS													JAGUARS												
#	RECD	LOST	POSS	OBTAINED	BEGAN	PLAYS	YDS	PEN	NET	1ST	ENDED	GIVEN UP	#	RECD	LOST	POSS	OBTAINED	BEGAN	PLAYS	YDS	PEN	NET	1ST	ENDED	GIVEN UP
1	11:52	10:30	1:22	Punt	HOU 17	3	9	0	9	0	HOU 26	Punt	1	15:00	11:52	3:08	Kickoff	JAX 25	5	9	0	9	1	JAX 34	Punt
2	09:09	01:54	7:15	Punt	HOU 8	15	66	5	71	6	JAX 21	Field Goal	2	10:30	09:09	1:21	Punt	JAX 26	3	5	0	5	0	JAX 31	Punt
3	13:35	11:34	2:01	Punt	HOU 8	4	23	0	23	1	HOU 31	Punt	3	01:54	13:35	3:19	Kickoff	JAX 15	6	24	5	29	2	JAX 44	Punt
4	09:56	08:37	1:19	Punt	HOU 33	3	-8	0	-8	0	HOU 25	Punt	4	11:34	09:56	1:38	Punt	JAX 15	3	4	0	4	0	JAX 19	Punt
5	03:17	00:00	3:17	Kickoff	HOU 25	11	76	-5	71	4	JAX 4	Field Goal	5	08:37	03:17	5:20	Punt	JAX 31	10	52	-5	47	3	HOU 22	Field Goal
6	15:00	11:52	3:08	Kickoff	HOU 25	5	20	-5	15	1	HOU 40	Punt	6	11:52	08:48	3:04	Punt	JAX 25	5	16	0	16	1	JAX 41	Punt
7	08:48	06:40	2:08	Punt	HOU 12	5	15	0	15	1	HOU 27	Punt	7	06:40	03:36	3:04	Punt	JAX 36	4	31	-15	16	1	HOU 48	Punt
8	03:36	13:26	5:10	Punt	HOU 1	9	30	0	30	2	HOU 31	Punt	8	13:26	12:59	0:27	Punt	JAX 30	1	-9	-10	-19	0	JAX 20	Fumble
9	12:59	11:35	1:24	Fumble	JAX 11	4	11	0	11	1	JAX 2	Touchdown	9	11:35	06:01	5:34	Kickoff	JAX 25	9	86	-25	61	3	HOU 14	Field Goal
10	06:01	03:36	2:25	Kickoff	HOU 25	5	12	-10	2	1	HOU 27	Punt	10	03:36	00:30	3:06	Punt	JAX 32	14	63	5	68	5	HOU 4	Touchdown
11	00:30	00:00	0:30	Kickoff	JAX 48	1	-1	0	-1	0	JAX 48	End Game													

WEEK 3: TEXANS 27, CHARGERS 20

SEPTEMBER 22, 2019

TEXANS													CHARGERS												
#	RECD	LOST	POSS	OBTAINED	BEGAN	PLAYS	YDS	PEN	NET	1ST	ENDED	GIVEN UP	#	RECD	LOST	POSS	OBTAINED	BEGAN	PLAYS	YDS	PEN	NET	1ST	ENDED	GIVEN UP
1	12:45	11:09	1:36	Punt	HOU 26	3	-3	5	2	1	HOU 39	Fumble	1	15:00	12:45	2:15	Kickoff	LAC 25	3	4	0	4	0	LAC 29	Punt
2	09:41	04:13	5:28	Kickoff	HOU 25	9	39	-10	29	2	LAC 46	Punt	2	11:09	09:41	1:28	Fumble	HOU 15	3	15	0	15	1	HOU 7	Touchdown
3	10:32	08:11	2:21	Kickoff	HOU 25	5	61	14	75	3	LAC 16	Touchdown	3	04:13	10:32	8:41	Punt	LAC 13	15	87	-15	72	5	HOU 15	Field Goal
4	05:05	01:40	3:25	Punt	HOU 6	7	37	0	37	2	HOU 43	Punt	4	08:11	05:05	3:06	Kickoff	LAC 25	5	24	0	24	2	LAC 49	Punt
5	00:22	00:00	0:22	Kickoff	HOU 25	3	37	0	37	1	LAC 38	Missed FG	5	01:40	00:22	1:18	Punt	LAC 11	8	54	35	89	6	HOU 12	Touchdown
6	15:00	12:55	2:05	Kickoff	HOU 25	3	8	-5	3	0	HOU 28	Punt	6	12:55	11:08	1:47	Punt	LAC 26	3	-8	0	-8	0	LAC 18	Punt
7	11:08	07:31	3:37	Punt	HOU 45	8	55	0	55	4	LAC 3	Touchdown	7	07:31	03:43	3:48	Kickoff	LAC 26	7	45	0	45	2	HOU 29	Fumble
8	03:43	01:19	2:24	Fumble	HOU 27	6	58	15	73	3	LAC 15	Touchdown	8	01:19	13:28	2:51	Kickoff	LAC 25	7	35	-10	25	2	LAC 49	Punt
9	13:28	09:40	3:48	Punt	HOU 18	7	82	0	82	3	HOU 47	Touchdown	9	09:40	07:14	2:26	Kickoff	LAC 25	6	50	0	50	1	HOU 25	Field Goal
10	07:14	04:19	2:55	Kickoff	HOU 25	4	3	0	3	1	HOU 28	Punt	10	04:19	00:11	4:08	Punt	LAC 16	14	60	-10	50	3	HOU 34	Downs
11	00:11	00:00	0:11	Downs	HOU 19	1	-1	0	-1	0	HOU 19	End Game													

WEEK 4: TEXANS 10, PANTHERS 16

SEPTEMBER 29, 2019

TEXANS													PANTHERS												
#	RECD	LOST	POSS	OBTAINED	BEGAN	PLAYS	YDS	PEN	NET	1ST	ENDED	GIVEN UP	#	RECD	LOST	POSS	OBTAINED	BEGAN	PLAYS	YDS	PEN	NET	1ST	ENDED	GIVEN UP
1	12:04	04:55	7:09	Fumble	HOU 19	11	16	5	21	3	HOU 40	Punt	1	15:00	12:04	2:56	Kickoff	CAR 14	5	26	36	62	2	HOU 24	Fumble
2	02:23	13:35	3:48	Kickoff	HOU 25	9	41	0	41	2	CAR 34	Missed FG	2	04:55	02:23	2:32	Punt	CAR 41	6	29	0	29	2	HOU 30	Field Goal
3	12:34	07:59	4:35	Punt	HOU 15	10	76	-10	66	3	CAR 19	Field Goal	3	13:35	12:34	1:01	Missed FG	CAR 42	3	6	0	6	0	CAR 48	Punt
4	04:18	02:16	2:02	Fumble	CAR 46	4	28	0	28	2	CAR 18	Interception	4	07:59	04:18	3:41	Kickoff	CAR 29	7	24	0	24	2	HOU 34	Fumble
5	01:08	00:39	0:29	Kickoff	HOU 25	3	7	0	7	0	HOU 32	Punt	5	02:16	01:08	1:08	Interception	CAR 46	5	54	0	54	3	HOU 3	Touchdown
6	00:04	00:00	0:04	Punt	HOU 40	1	12	0	12	1	HOU 40	End Half	6	00:39	00:04	0:35	Punt	CAR 10	4	21	0	21	1	CAR 31	Punt
7	15:00	12:22	2:38	Kickoff	HOU 25	5	19	0	19	1	HOU 44	Punt	7	12:22	10:27	1:55	Punt	CAR 21	4	-3	0	-3	1	CAR 34	Fumble
8	10:27	08:39	1:48	Fumble	CAR 18	4	18	0	18	2	CAR 1	Touchdown	8	08:39	05:00	3:39	Kickoff	CAR 25	8	33	0	33	2	HOU 42	Punt
9	05:00	03:40	1:20	Punt	HOU 10	3	5	-5	0	0	HOU 10	Punt	9	03:40	14:50	3:50	Punt	CAR 21	9	37	5	42	2	HOU 37	Field Goal
10	14:50	12:47	2:03	Kickoff	HOU 25	3	-4	-5	-9	0	HOU 16	Punt	10	12:47	07:03	5:44	Punt	CAR 13	10	40	0	40	3	HOU 47	Punt
11	07:03	04:05	2:58	Punt	HOU 10	6	18	5	23	2	HOU 36	Fumble	11	04:05	00:28	3:37	Fumble	HOU 33	7	30	-5	25	1	HOU 8	Field Goal
12	00:28	00:00	0:28	Kickoff	HOU 25	5	28	0	28	2	CAR 47	End Game													

DRIVE CHARTS

WEEK 5: TEXANS 53, FALCONS 32

OCTOBER 6, 2019

TEXANS													FALCONS												
#	RECD	LOST	POSS	OBTAINED	BEGAN	PLAYS	YDS	PEN	NET	1ST	ENDED	GIVEN UP	#	RECD	LOST	POSS	OBTAINED	BEGAN	PLAYS	YDS	PEN	NET	1ST	ENDED	GIVEN UP
1	13:33	11:38	1:55	Punt	HOU 37	3	-6	0	-6	0	HOU 31	Punt	1	15:00	13:33	1:27	Kickoff	ATL 17	3	4	0	4	0	ATL 21	Punt
2	09:03	04:09	4:54	Kickoff	HOU 25	11	75	0	75	5	ATL 6	Touchdown	2	11:38	09:03	2:35	Punt	ATL 34	6	51	15	66	4	HOU 14	Touchdown
3	14:52	12:06	2:46	Kickoff	HOU 40	6	60	0	60	3	ATL 33	Touchdown	3	04:09	14:52	4:17	Kickoff	ATL 26	10	57	0	57	3	HOU 17	Field Goal
4	09:10	04:02	5:08	Punt	HOU 8	10	65	-5	60	2	ATL 32	Field Goal	4	12:06	09:10	2:56	Kickoff	ATL 15	6	13	0	13	1	ATL 28	Punt
5	00:22	00:00	0:22	Kickoff	HOU 25	4	33	0	33	2	HOU 41	End Half	5	04:02	00:22	3:40	Kickoff	ATL 18	11	77	5	82	5	HOU 9	Touchdown
6	15:00	11:51	3:09	Kickoff	HOU 25	7	75	0	75	3	ATL 1	Touchdown	6	11:51	10:06	1:45	Kickoff	ATL 25	4	15	-15	0	0	ATL 25	Punt
7	10:06	07:37	2:29	Punt	HOU 34	7	59	0	59	2	ATL 7	Field Goal	7	07:37	05:44	1:53	Kickoff	ATL 25	3	3	0	3	0	ATL 28	Punt
8	05:44	01:58	3:46	Punt	HOU 12	6	90	-2	88	7	ATL 8	Touchdown	8	01:58	14:49	2:09	Kickoff	ATL 25	4	24	-5	19	1	ATL 44	Punt
9	11:24	06:24	5:00	Kickoff	HOU 19	9	81	0	81	5	ATL 12	Touchdown	9	14:49	11:24	3:25	Muffed Punt	HOU 16	7	21	-5	16	2	HOU 1	Touchdown
10	03:22	01:51	1:31	Kickoff	HOU 40	6	60	0	60	2	ATL 44	Touchdown	10	06:24	03:22	3:02	Kickoff	ATL 25	8	69	6	75	4	HOU 29	Touchdown
													11	01:51	00:24	1:27	Kickoff	ATL 25	6	40	0	40	2	HOU 35	Interception
													12	00:24	00:00	0:24	Kickoff	ATL 25	1	-1	0	-1	0	ATL 25	End Game

WEEK 6: TEXANS 31, CHIEFS 24

OCTOBER 13, 2019

TEXANS													CHIEFS												
#	RECD	LOST	POSS	OBTAINED	BEGAN	PLAYS	YDS	PEN	NET	1ST	ENDED	GIVEN UP	#	RECD	LOST	POSS	OBTAINED	BEGAN	PLAYS	YDS	PEN	NET	1ST	ENDED	GIVEN UP
1	11:42	11:36	0:06	Kickoff	HOU 25	1	-7	0	-7	0	HOU 25	Fumble	1	15:00	11:42	3:18	Kickoff	KC 9	6	116	-25	91	2	HOU 46	Touchdown
2	10:19	05:46	4:33	Kickoff	HOU 25	12	49	0	49	4	KC 26	Field Goal	2	11:36	10:19	1:17	Fumble	HOU 18	4	5	-10	-5	0	HOU 23	Field Goal
3	01:28	12:15	4:13	Kickoff	HOU 25	10	75	0	75	5	KC 11	Touchdown	3	05:46	01:28	4:18	Kickoff	KC 10	9	75	15	90	6	HOU 14	Touchdown
4	08:42	03:06	5:36	Interception	HOU 20	12	80	0	80	6	KC 2	Touchdown	4	12:15	08:42	3:33	Kickoff	KC 19	6	34	15	49	4	HOU 32	Interception
5	01:39	00:32	1:07	Missed FG	HOU 40	7	15	5	20	1	KC 40	Interception	5	03:06	01:39	1:27	Kickoff	KC 27	6	36	5	41	3	HOU 32	Missed FG
6	00:23	00:16	0:07	Fumble	KC 3	1	3	0	3	1	KC 3	Touchdown	6	00:32	00:23	0:09	Interception	KC 20	1	-17	0	-17	0	KC 20	Fumble
7	15:00	10:55	4:05	Kickoff	HOU 25	10	47	0	47	3	KC 28	Missed FG	7	00:16	00:00	0:16	Kickoff	KC 24	1	-1	0	-1	0	KC 24	End Half
8	06:30	00:04	6:26	Kickoff	HOU 23	11	65	0	65	5	KC 12	Interception	8	10:55	06:30	4:25	Missed FG	KC 36	10	64	0	64	5	HOU 6	Touchdown
9	14:49	06:17	8:32	Punt	HOU 7	12	103	-10	93	7	KC 1	Touchdown	9	00:04	14:49	0:15	Interception	KC 20	3	0	5	5	0	KC 25	Punt
10	05:03	00:00	5:03	Punt	HOU 37	9	42	0	42	3	KC 20	End Game	10	06:17	05:03	1:14	Kickoff	KC 25	3	-3	0	-3	0	KC 22	Punt

WEEK 7: TEXANS 23, COLTS 30

OCTOBER 20, 2019

TEXANS													COLTS												
#	RECD	LOST	POSS	OBTAINED	BEGAN	PLAYS	YDS	PEN	NET	1ST	ENDED	GIVEN UP	#	RECD	LOST	POSS	OBTAINED	BEGAN	PLAYS	YDS	PEN	NET	1ST	ENDED	GIVEN UP
1	15:00	10:00	5:00	Kickoff	HOU 16	6	37	-10	27	1	HOU 43	Punt	1	10:00	05:01	4:59	Punt	IND 6	12	94	0	94	5	HOU 11	Touchdown
2	05:01	01:48	3:13	Kickoff	HOU 34	6	28	0	28	1	IND 38	Punt	2	01:48	13:04	3:44	Punt	IND 20	8	15	10	25	2	IND 45	Downs
3	13:04	08:59	4:05	Downs	IND 45	7	31	-15	16	2	IND 29	Field Goal	3	08:59	07:27	1:32	Kickoff	IND 20	3	2	-10	-8	0	IND 16	Fumble
4	07:27	06:25	1:02	Fumble	IND 4	4	-9	0	-9	0	IND 13	Field Goal	4	06:25	01:49	4:36	Kickoff	IND 25	9	80	-5	75	5	HOU 2	Touchdown
5	01:49	00:23	1:26	Kickoff	HOU 25	8	67	0	67	4	IND 8	Field Goal	5	00:23	00:00	0:23	Kickoff	IND 25	1	-1	0	-1	0	IND 25	End Half
6	10:29	08:43	1:46	Kickoff	HOU 25	5	75	0	75	4	IND 4	Touchdown	6	15:00	10:29	4:31	Kickoff	IND 26	8	74	0	74	4	HOU 4	Touchdown
7	01:14	13:02	3:12	Kickoff	HOU 26	8	22	0	22	1	HOU 48	Downs	7	08:43	01:14	7:29	Kickoff	IND 25	12	81	-6	75	6	HOU 3	Touchdown
8	12:09	09:31	2:38	Punt	HOU 11	6	48	0	48	3	IND 41	Interception	8	13:02	12:09	0:53	Downs	HOU 48	3	6	-5	1	0	HOU 47	Punt
9	08:41	06:38	2:03	Punt	HOU 21	6	79	0	79	4	IND 4	Touchdown	9	09:31	08:41	0:50	Interception	IND 34	3	1	0	1	0	IND 35	Punt
10	04:09	02:41	1:28	Punt	HOU 4	4	-4	0	-4	0	HOU 5	Safety	10	06:38	04:09	2:29	Kickoff	IND 26	4	27	-5	22	1	IND 48	Punt
11	01:41	00:26	1:15	Punt	HOU 36	4	17	-5	12	1	HOU 48	Interception	11	02:41	01:41	1:00	Kickoff	IND 20	3	1	0	1	0	IND 21	Punt
													12	00:26	00:00	0:26	Interception	IND 32	1	-1	0	-1	0	IND 32	End Game

WEEK 8: TEXANS 27, RAIDERS 24

OCTOBER 27, 2019

TEXANS													RAIDERS												
#	RECD	LOST	POSS	OBTAINED	BEGAN	PLAYS	YDS	PEN	NET	1ST	ENDED	GIVEN UP	#	RECD	LOST	POSS	OBTAINED	BEGAN	PLAYS	YDS	PEN	NET	1ST	ENDED	GIVEN UP
1	13:32	09:18	4:14	Punt	HOU 18	7	19	0	19	2	HOU 37	Punt	1	15:00	13:32	1:28	Kickoff	OAK 25	4	12	0	12	1	OAK 37	Punt
2	08:27	07:11	1:16	Punt	HOU 30	3	8	0	8	0	HOU 38	Punt	2	09:18	08:27	0:51	Punt	OAK 20	3	7	0	7	0	OAK 27	Punt
3	03:40	01:39	2:01	Kickoff	HOU 25	6	55	20	75	4	OAK 12	Touchdown	3	07:11	03:40	3:31	Punt	OAK 5	8	95	0	95	3	OAK 35	Touchdown
4	00:03	14:19	0:44	Punt	HOU 15	4	12	0	12	1	HOU 27	Punt	4	01:39	00:03	1:36	Kickoff	OAK 25	3	6	0	6	0	OAK 31	Punt
5	09:36	07:01	2:35	Kickoff	HOU 25	3	1	-10	-9	0	HOU 16	Punt	5	14:19	09:36	4:43	Punt	OAK 30	10	70	0	70	5	HOU 8	Touchdown
6	04:42	01:04	3:38	Punt	HOU 21	11	54	10	64	4	OAK 15	Field Goal	6	07:01	04:42	2:19	Punt	OAK 28	3	20	-15	5	0	OAK 33	Punt
7	00:38	00:00	0:38	Punt	HOU 22	1	4	-10	-6	0	HOU 12	End Half	7	01:04	00:38	0:26	Kickoff	OAK 25	3	7	0	7	0	OAK 32	Punt
8	15:00	10:28	4:32	Kickoff	HOU 25	9	58	-5	53	2	OAK 22	Field Goal	8	10:28	07:53	2:35	Kickoff	OAK 23	6	77	0	77	2	HOU 46	Touchdown
9	07:53	14:56	7:57	Kickoff	HOU 23	15	82	-5	77	6	OAK 4	Touchdown	9	14:56	10:48	4:08	Kickoff	OAK 25	9	50	0	50	3	HOU 25	Field Goal
10	10:48	06:26	4:22	Kickoff	HOU 25	9	55	20	75	7	OAK 9	Touchdown	10	06:26	03:56	2:30	Kickoff	OAK 25	5	34	-10	24	1	OAK 49	Punt
11	03:56	00:00	3:56	Punt	HOU 15	8	40	0	40	3	OAK 44	End Game													

DRIVE CHARTS

WEEK 9: TEXANS 26, JAGUARS 3

NOVEMBER 3, 2019

TEXANS													JAGUARS												
#	RECD	LOST	POSS	OBTAINED	BEGAN	PLAYS	YDS	PEN	NET	1ST	ENDED	GIVEN UP	#	RECD	LOST	POSS	OBTAINED	BEGAN	PLAYS	YDS	PEN	NET	1ST	ENDED	GIVEN UP
1	15:00	08:20	6:40	Kickoff	HOU 19	13	77	-30	47	4	JAX 34	Field Goal	1	08:20	05:30	2:50	Kickoff	JAX 19	5	20	0	20	1	JAX 39	Punt
2	05:30	02:27	3:03	Punt	HOU 6	6	20	0	20	1	HOU 26	Punt	2	02:27	14:09	3:18	Punt	JAX 28	5	20	-5	15	1	JAX 43	Punt
3	14:09	05:55	8:14	Punt	HOU 20	14	80	0	80	6	JAX 1	Touchdown	3	05:55	01:48	4:07	Kickoff	JAX 25	11	63	0	63	3	HOU 12	Field Goal
4	01:48	00:06	1:42	Kickoff	HOU 25	9	45	-10	35	2	JAX 40	Missed FG	4	00:06	00:00	0:06	Missed FG	JAX 48	1	17	0	17	1	JAX 48	End Half
5	08:56	04:57	3:59	Downs		7	26	0	26	2	JAX 24	Field Goal	5	15:00	08:56	6:04	Kickoff	JAX 25	10	34	-9	25	3	HOU 31	Downs
6	02:50	00:31	2:19	Punt	HOU 21	5	79	0	79	3	JAX 1	Touchdown	6	04:57	02:50	2:07	Kickoff	JAX 25	6	13	0	13	1	JAX 38	Punt
7	10:58	08:09	2:49	Downs	HOU 20	4	19	-5	14	1	HOU 34	Punt	7	00:31	10:58	4:33	Kickoff	JAX 25	14	55	0	55	4	HOU 20	Downs
8	06:31	04:43	1:48	Interception	HOU 32	3	61	5	66	1	HOU 40	Fumble	8	08:09	06:31	1:38	Punt	JAX 20	5	31	0	31	2	HOU 49	Interception
9	04:29	04:19	0:10	Interception	JAX 3	2	3	0	3	1	JAX 1	Touchdown	9	04:43	04:29	0:14	Fumble	JAX 20	1	0	0	0	0	JAX 20	Interception
10	03:39	01:50	1:49	Fumble	JAX 40	3	0	0	0	0	JAX 40	Punt	10	04:19	03:39	0:40	Kickoff	JAX 25	2	37	0	37	1	HOU 44	Fumble
													11	01:50	00:00	1:50	Punt	JAX 4	7	66	0	66	4	HOU 30	Fumble

WEEK 11: TEXANS 7, RAVENS 41

NOVEMBER 17, 2019

TEXANS													RAVENS												
#	RECD	LOST	POSS	OBTAINED	BEGAN	PLAYS	YDS	PEN	NET	1ST	ENDED	GIVEN UP	#	RECD	LOST	POSS	OBTAINED	BEGAN	PLAYS	YDS	PEN	NET	1ST	ENDED	GIVEN UP
1	15:00	12:22	2:38	Kickoff	HOU 32	5	9	0	9	2	BAL 45	Fumble	1	12:22	10:02	2:20	Fumble	HOU 41	7	16	0	16	1	HOU 25	Missed FG
2	10:02	05:46	4:16	Missed FG	HOU 33	8	34	0	34	2	BAL 33	Downs	2	05:46	02:01	3:45	Downs	BAL 33	7	28	0	28	1	HOU 37	Downs
3	02:01	00:03	1:58	Downs	HOU 39	4	1	15	16	1	BAL 45	Punt	3	00:03	09:17	5:46	Punt	BAL 10	10	80	10	90	6	HOU 15	Touchdown
4	09:17	06:36	2:41	Kickoff	HOU 25	4	13	0	13	1	HOU 38	Punt	4	06:36	02:14	4:22	Punt	BAL 30	7	70	0	70	4	HOU 18	Touchdown
5	02:14	00:06	2:08	Kickoff	HOU 25	11	45	5	50	3	BAL 25	Missed FG	5	00:06	00:00	0:06	Missed FG	BAL 33	1	-1	0	-1	0	BAL 33	End Half
6	11:33	09:41	1:52	Kickoff	HOU 25	5	2	0	2	1	HOU 27	Punt	6	15:00	11:33	3:27	Kickoff	BAL 22	6	48	30	78	4	HOU 25	Touchdown
7	06:52	04:44	2:08	Kickoff	HOU 25	5	20	0	20	1	HOU 45	Interception	7	09:41	06:52	2:49	Punt	BAL 32	6	52	0	52	1	HOU 16	Field Goal
8	01:30	14:42	1:48	Kickoff	HOU 25	7	51	-5	46	2	BAL 29	Downs	8	04:44	01:30	3:14	Interception	HOU 39	6	16	-5	11	1	HOU 28	Field Goal
9	09:50	07:10	2:40	Kickoff	HOU 23	5	62	15	77	3	BAL 41	Touchdown	9	14:42	09:50	4:52	Downs	BAL 29	8	81	-10	71	3	HOU 12	Touchdown
10	04:01	02:29	1:32	Kickoff	HOU 30	4	-5	0	-5	0	HOU 35	Downs	10	07:10	04:01	3:09	Kickoff	BAL 13	5	87	0	87	3	BAL 37	Touchdown
													11	02:29	00:00	2:29	Downs	HOU 24	4	14	0	14	1	HOU 9	End Game

COACHES CHALLENGES

ALL-TIME CHALLENGE RESULTS

Category	Won	Lost
Completions (Touchdown)	1	7
	11/14/10 at JAX	9/18/16 vs. KC 9/9/12 vs. MIA 12/13/10 vs. BAL 11/29/09 vs. IND 9/10/06 vs. PHI 9/12/04 vs. SD 9/22/02 vs. IND
Completions (No Touchdown)	12	21
	11/1/10 at IND	9/29/19 vs. CAR 12/11/11 at CIN 10/30/11 vs. JAX 10/9/11 vs. OAK 9/30/07 at ATL 11/5/06 at NYG 11/12/06 at JAX 12/24/06 vs. IND 11/14/04 at IND 11/14/04 at IND 11/21/04 vs. GB 10/19/03 vs. NYJ 10/20/14 at PIT 12/21/14 vs. BAL 12/28/14 vs. JAX 9/27/15 vs. TB 11/22/15 vs. NYJ 1/3/16 vs. JAX 12/11/16 at IND 10/8/17 vs. KC 9/24/18 vs. NYG
Down By Contact (No Sack)	0	1
		9/24/17 at NE
Fumbles	7	14
	11/6/11 vs. CLE 10/18/09 at CIN 12/28/08 vs. CHI 9/17/06 at IND 10/15/06 at DAL 12/12/04 vs. IND 9/22/16 at NE	12/4/11 vs. ATL 10/30/11 vs. JAX 10/3/10 at OAK 9/27/09 vs. JAX 9/7/08 at PIT 12/14/08 vs. TEN 9/16/07 at CAR 10/21/07 vs. TEN 11/18/07 vs. NO 11/25/07 at CLE 12/13/07 vs. DEN 9/11/05 at BUF 10/2/05 at CIN 9/7/14 vs. WAS
Interceptions	2	4
	11/13/11 at TB 9/16/07 at CAR	9/21/08 at TEN 9/23/07 vs. IND 10/14/07 at JAX 11/30/02 vs. CIN
Pass Interference	0	2
		10/13/19 at KC 11/17/19 at BAL
Penalties	0	2
Number of Men on Field		12/30/12 at IND
Running into the kicker		12/20/15 at IND
Spot	8	13
	12/2/06 at OAK 11/30/03 vs. ATL 9/27/09 vs. JAX 9/30/12 vs. TEN 9/15/13 vs. TEN 12/3/17 at TEN 12/17/17 at JAX 10/7/18 vs. DAL	9/15/19 vs. JAX 9/9/19 at NO 12/20/09 vs. STL 9/7/08 at PIT 12/31/06 vs. CLE 10/10/04 vs. MIN 11/7/04 at DEN 10/13/13 vs. STL 11/24/13 vs. JAX 11/2/14 vs. PHI 11/21/16 at OAK 11/19/17 vs. ARI 12/9/18 vs. IND
ALL-TIME RECORD	31	63

CHALLENGE BY YEAR

Year	Won	Lost
2019	0	5
2018	2	2
2017	4	3
2016	1	3
2015	5	4
2014	1	4
2013	3	2
2012	1	2
2011	2	5
2010	2	2
2009	3	3
2008	1	4
2007	1	8
2006	3	5
2005	0	2
2004	1	6
2003	1	1
2002	0	2
ALL-TIME RECORD	31	63

YEARLY CHALLENGE SUMMARIES

Category	Won	Lost
Completions (TD)	0	0
Completions (No TD)	0	1
Fumbles	0	0
Pass Interference	0	2
Spot	0	2
Down By Contact (Sack)	0	0
2019 RECORD	0	5

CHALLENGE DESCRIPTION

9/9/19 at NO (D. Hopkins gained first down)	Lost
9/15/19 vs. JAX (L. Fournette gained first down)	Lost
9/29/19 vs. CAR (C. McCaffrey completion)	Lost
10/13/19 at KC (T. Kelce interfered)	Lost
11/17/19 at BAL (M. Humphrey interfered)	Lost

Category	Won	Lost
Completions (TD)	0	0
Completions (No TD)	1	1
Fumbles	0	0
Spot	1	1
Down By Contact (Sack)	0	0
2018 RECORD	2	2

CHALLENGE DESCRIPTION

9/24/18 vs. NYG (O. Beckham completion)	Lost
10/7/18 vs. DAL (E. Elliott stepped out of bounds)	Won
12/9/18 vs. IND (E. Swoope completion)	Won
12/9/18 vs. IND (R. Griffin crossed goal line)	Lost

Category	Won	Lost
Completions (TD)	0	0
Completions (No TD)	2	1
Fumbles	0	0
Spot	2	1
Down By Contact (Sack)	0	1
2017 RECORD	4	3

CHALLENGE DESCRIPTION

9/24/17 at NE (T. Brady down by contact)	Lost
10/8/17 vs. KC (T. Hill completion)	Lost
11/19/17 vs. AZ (punt crossed goal line)	Lost
12/3/17 at TEN (D. Walker spot)	Won
12/10/17 vs. SF (D. Hopkins completion)	Won
12/17/17 at JAX (J. Mickens spot)	Won
12/15/17 vs. PIT (J. Smith-Schuster catch)	Won

Category	Won	Lost
Completions (TD)	0	1
Completions (No TD)	0	1
Fumbles	1	0
Spot	0	1
2016 RECORD	1	3

CHALLENGE DESCRIPTION

9/18/16 vs. KC (D. Hopkins completion)	Lost
9/22/16 at NE (C. Jones fumble)	Won
11/21/16 at OAK (A. Hunt spot)	Lost
12/11/16 at IND (T. Hilton catch)	Lost

Category	Won	Lost
Completions (TD)	0	0
Completions (No TD)	5	3
Interceptions	0	0
Fumbles	0	0
Number of Men on Field	0	0
Running into the kicker	0	1
2015 RECORD	5	4

CHALLENGE DESCRIPTION

9/13/15 vs. KC (J. Maclin completion)	Won
9/13/15 vs. KC (D. Hopkins completion)	Won
9/27/15 vs. TB (M. Evans completion)	Won
9/27/15 vs. TB (L. Murphy completion)	Lost
11/22/15 vs. NYJ (E. Decker completion)	Lost
12/13/15 vs. NE (D. Amendola completion)	Won
12/13/15 vs. NE (J. White completion)	Won
12/20/15 at IND (W. Mercilus penalty)	Lost
1/3/16 vs. JAX (A. Hurns completion)	Lost

Category	Won	Lost
Completions (TD)	0	0
Completions (No TD)	1	3
Interceptions	0	0
Fumbles	0	1
Number of Men on Field	0	0
Spot	0	0
2014 RECORD	1	4

CHALLENGE DESCRIPTION

9/7/14 vs. WAS (A. Morris fumble)	Lost
10/9/14 vs. IND (R. Wayne completion)	Won
10/20/14 at PIT (A. Brown completion)	Lost
12/21/14 vs. BAL (A. Johnson completion)	Lost
12/28/14 vs. JAX (A. Hurns completion)	Lost

Category	Won	Lost
Completions (TD)	0	0
Completions (No TD)	2	0
Interceptions	0	0
Fumbles	0	0
Number of Men on Field	0	0
Spot	1	2
2013 RECORD	3	2

CHALLENGE DESCRIPTION

9/15/13 vs. TEN (Spot. After review, ruled safety)	Won
9/15/13 vs. TEN (M. Schaub pass to A. Johnson)	Won
9/22/13 at BAL (T. Smith catch on sideline)	Won
10/13/13 vs. STL (B. Tate goal line run)	Lost
11/24/13 vs. JAX (D. Johnson first down short of marker)	Lost

COACHES CHALLENGES

2012

Category	Won	Lost
Completions (TD)	0	1
Completions (No TD)	0	0
Interceptions	0	0
Fumbles	0	0
Number of Men on Field	0	1
Spot	1	0
2012 RECORD	1	2

CHALLENGE DESCRIPTION

9/9/12 vs. MIA (L. Jean catch in endzone)	Lost
9/30/12 vs. TEN (K. Martin first down short of marker)	Won
12/30/12 at IND (IND number men on field)	Lost

2011

Category	Won	Lost
Completions (TD)	0	0
Completions (No TD)	0	3
Interceptions	1	0
Fumbles	1	2
Spot	0	0
2011 RECORD	2	5

CHALLENGE DESCRIPTION

12/11/11 at CIN (A. Foster catch)	Lost
12/4/11 vs. ATL (T. Yates fumble)	Lost
11/13/11 at TB (A. Talib interception)	Won
11/6/11 vs. CLE (D. Ward fumble)	Won
10/30/11 vs. JAX (B. Tate fumble)	Lost
10/30/11 vs. JAX (K. Walter catch)	Lost
10/9/11 vs. OAK (J. Dreessen catch)	Lost

2010

Category	Won	Lost
Completions (TD)	1	1
Completions (No TD)	1	0
Interceptions	0	0
Fumbles	0	1
Spot	0	0
2010 RECORD	2	2

CHALLENGE DESCRIPTION

11/14/10 at JAX (K. Walter TD completion)	Won
10/3/10 at OAK (M. Bush fumble)	Lost
11/1/10 at IND (A. Gonzalez catch)	Won
12/13/10 vs. BAL (K. Walter TD completion)	Lost

2009

Category	Won	Lost
Completions (TD)	0	1
Completions (No TD)	1	0
Interceptions	0	0
Fumbles	1	1
Spot	1	1
2009 RECORD	3	3

CHALLENGE DESCRIPTION

9/27/09 vs. JAX (C. Brown fumble)	Lost
9/27/09 vs. JAX (E. Wilford TD. Marked ob at HST 2.)	Won
10/18/09 at CIN (S. Slaton fumble)	Won
11/29/09 vs. IND (A. Johnson catch)	Lost
12/6/09 at JAX (D. Anderson catch)	Won
12/20/09 at STL (K. Darby first down)	Lost

2008

Category	Won	Lost
Completions (TD)	0	0
Completions (No TD)	0	0
Interceptions	0	1
Fumbles	1	2
Spot	0	1
2008 RECORD	1	4

CHALLENGE DESCRIPTION

9/7/08 at PIT (M. Schaub fumble)	Lost
9/7/08 at PIT (Spot)	Lost
9/21/08 at TEN (M. Griffin interception)	Lost
12/14/08 vs. TEN (Ball touched on punt)	Lost
12/28/08 vs. CHI (S. Slaton fumble)	Won

2007

Category	Won	Lost
Completions (TD)	0	0
Completions (No TD)	0	1
Interceptions	1	2
Fumbles	0	5
Spot	0	0
2007 RECORD	1	8

CHALLENGE DESCRIPTION

9/16/07 at CAR (K. Lucas interception)	Won
9/16/07 at CAR (O. Daniels fumble)	Lost
9/23/07 vs. IND (R. Boiman interception)	Lost
9/30/07 at ATL (J. Harrington pass complete to R.White)	Lost
10/14/07 at JAX (B. Williams interception)	Lost
10/21/07 vs. TEN (J. Jones fumble)	Lost
11/18/07 vs. NO (O. Daniels fumble)	Lost
11/25/07 at CLE (O. Daniels fumble)	Lost
12/13/07 vs. DEN (T. Scheffler fumble)	Lost

2006

Category	Won	Lost
Completions (TD)	0	1
Completions (No TD)	0	3
Interceptions	0	0
Fumbles	2	0
Spot	1	1
2006 RECORD	3	5

CHALLENGE DESCRIPTION

9/10/06 vs. PHI (D. McNabb TD pass to D. Stallworth)	Lost
9/17/06 at IND (IND TD challenged; overturned)	Won
10/15/06 at DAL (Punt return fumble)	Won
11/5/06 at NYG (J. Feagles pass to J. Feely)	Lost
11/12/06 at JAX (S. Rosenfels incomplete pass to O. Daniels)	Lost
12/2/06 at OAK (Punt return marked ob at HST 38. After review marked ob at OAK 41)	Won
12/24/06 vs. IND (P. Manning pass to B. Utecht)	Lost
12/31/06 vs. CLE (C. Taylor 2 yard run)	Lost

2005

Category	Won	Lost
Completions (TD)	0	0
Completions (No TD)	0	0
Interceptions	0	0
Fumbles	0	2
Spot	0	0
2005 RECORD	0	2

CHALLENGE DESCRIPTION

9/11/05 at BUF (D. Carr fumble)	Lost
10/2/05 at CIN (D. Carr fumble)	Lost

2004

Category	Won	Lost
Completions (TD)	0	1
Completions (No TD)	0	3
Interceptions	0	0
Fumbles	1	0
Spot	0	2
2004 RECORD	1	6

CHALLENGE DESCRIPTION

9/12/04 vs. SD (D. Brees TD pass to E. Parker)	Lost
10/10/04 vs. MIN (spot)	Lost
11/7/04 at DEN (spot)	Lost
11/14/04 at IND (P. Manning pass to B. Stokley)	Lost
11/14/04 at IND (P. Manning pass to B. Stokley)	Lost
11/21/04 vs. GB (D. Carr pass to J. Gaffney)	Lost
12/12/04 vs. IND (P. Manning fumble)	Won

2003

Category	Won	Lost
Completions (TD)	0	0
Completions (No TD)	0	1
Interceptions	0	0
Fumbles	0	0
Spot	1	0
2003 RECORD	1	1

CHALLENGE DESCRIPTION

10/19/03 vs. NYJ (V. Testaverde pass to S. Moss)	Lost
11/30/03 vs. ATL (spot)	Won

2002

Category	Won	Lost
Completions (TD)	0	1
Completions (No TD)	0	0
Interceptions	0	1
Fumbles	0	0
Spot	0	0
2002 RECORD	0	2

CHALLENGE DESCRIPTION

9/22/02 vs. IND (P. Manning TD pass to R. Wayne)	Lost
11/30/02 vs. CIN (A. Hawkins interception)	Lost



HOUSTON
TEXANS

GAME SUMMARIES

GAME SUMMARIES



28

WEEK 1

Houston Texans 28, New Orleans Saints 30

73,039 Mercedes-Benz Superdome New Orleans, La. Sep 9, 2019



30

Houston Texans	0	14	7	7	—	28
New Orleans Saints	0	3	14	13	—	30

Scoring Drives

TEAM	QTR	TIME	SCORING PLAY	HOU	NO
Texans	2	14:13	D. Watson: 21-yard run (K. Fairbairn kick) (7-94, 3:42)	7	0
Saints	2	09:22	W. Lutz: 32-yard FG (11-65, 4:51)	7	3
Texans	2	01:47	D. Hopkins: 2-yard pass from D. Watson (K. Fairbairn kick) (16-75, 7:35)	14	3
Saints	3	12:51	L. Murray: 30-yard run (W. Lutz kick) (5-83, 2:09)	14	10
Texans	3	08:20	D. Hopkins: 16-yard pass from D. Watson (K. Fairbairn kick) (9-75, 4:31)	21	10
Saints	3	02:39	T. Hill: 9-yard pass from D. Brees (W. Lutz kick) (11-75, 5:41)	21	17
Saints	4	14:55	T. Smith: 14-yard pass from D. Brees (W. Lutz kick) (4-49, 1:53)	21	24
Saints	4	00:50	W. Lutz: 47-yard FG (8-64, 2:39)	21	27
Texans	4	00:37	K. Stills: 37-yard pass from D. Watson (2-75, 0:13)	27	27
Saints	4	00:00	W. Lutz: 58-yard FG (6-35, 0:37)	28	30

Houston Texans

PASSING	ATT	CP	YDS	SK/YD	TD	LG	INT	RTG
Deshaun Watson	30	20	268	6/34	3	54	1	114.3
TOTAL	30	20	268	6/34	3	54	1	114.3

RUSHING	ATT	YDS	AVG	LG	TD
Carlos Hyde	10	83	8.3	20	0
Duke Johnson	9	57	6.3	32	0
Deshaun Watson	4	40	10.0	21t	1
TOTAL	23	180	7.8	32	1

RECEIVING	NO	YDS	AVG	LG	TD
DeAndre Hopkins	8	111	13.9	38	2
Duke Johnson	4	33	8.3	13	0
Kenny Stills	3	37	12.3	37t	1
Will Fuller V	2	69	34.5	54	0
Carlos Hyde	1	2	2.0	2	0
DeAndre Carter	1	-1	-1.0	-1	0
Jordan Akins	1	17	17.0	17	0
TOTAL	20	268	13.4	54	3

TOP DEFENSE	TOT	SOLO	AST	SCK	YDS	INT
Justin Reid	10	8	2	0.0	0.0	0
Bradley Roby	9	8	1	0.0	0.0	0
Johnathan Joseph	7	6	1	0.0	0.0	0

FIELD GOALS	FGA/FGM	PERCENT
No Field Goals		

New Orleans Saints

PASSING	ATT	CP	YDS	SK/YD	TD	LG	INT	RTG
Drew Brees	43	32	370	1/8	2	41	1	105.8
TOTAL	43	32	370	1/8	2	41	1	105.8

RUSHING	ATT	YDS	AVG	LG	TD
Alvin Kamara	13	97	7.5	28	0
Latavius Murray	6	43	7.2	30t	1
Taysom Hill	2	8	4.0	6	0
TOTAL	21	148	7.0	30	1

RECEIVING	NO	YDS	AVG	LG	TD
Michael Thomas	10	123	12.3	24	0
Alvin Kamara	7	72	10.3	41	0
Ted Ginn Jr.	7	101	14.4	41	0
Jared Cook	2	37	18.5	31	0
Latavius Murray	2	4	2.0	3	0
Tre'Quan Smith	2	26	13.0	14t	1
Josh Hill	1	-2	-2.0	-2	0
Taysom Hill	1	9	9.0	9t	1
TOTAL	32	370	11.6	41	2

TOP DEFENSE	TOT	SOLO	AST	SCK	YDS	INT
Vonn Bell	7	5	2	0.0	0.0	0
Cameron Jordan	6	3	3	1.0	5.0	0
Alex Anzalone	5	5	0	1.0	6.0	0

FIELD GOALS	FGA/FGM	PERCENT
Wil Lutz	4-3	75.0
TOTAL	4-3	75.0

Team Statistics

	Texans	Saints
First Downs	22	25
Total Net Yards	414	510
Rushes/Net Yards	23/180	21/148
Net Passing	234	362
Pass Attempts/Completions	30/20	43/32
Had Intercepted	1	1
Sacked/Yards Lost	6/34	1/8
Punts/Average	4/43.0	2/44.0
Penalties/Yards	8/69	7/48
Fumbles/Lost	0/0	1/0
Possession Time	29:47	30:13

TEAM NOTES

THE TEXANS...

- Recorded 414 total net yards on offense (180 rushing, 234 passing) and 22 total first downs (eight rushing, 12 passing, two by penalty)
- Averaged 7.83 yards per carry, which is the second-highest rushing average in a single game in team history (8.26 avg. in Week 12 of the 2018 season at Tennessee). Houston gained 180 rushing yards on 23 carries
- Gained the second-most total net yards (414) in a season opener in team history (449 total net yards in Week 1 of the 2013 season at San Diego)
- Gained the second-most rushing yards (180) in a season opener in franchise history (257 in Week 1 of the 2010 season vs. Indianapolis)
- Gained the most total net yards (414) in a game since recording 462 in Week 12 of the 2018 season vs. Tennessee
- Gained the most rushing yards (180) in a game since recording 187 in Week 13 of the 2018 season vs. Cleveland
- Converted 7-of-13 third-down attempts (54 percent), 1-of-1 fourth down attempts (100 percent), 2-of-2 red zone attempts (100 percent) and 1-of-1 goal-to-go attempts (100 percent)
- Held the Saints to 181 total net yards (21 rushing, 160 passing) and nine first downs (all nine passing) in the first half
- Did not allow the Saints to score a touchdown in the first half and held them to one 32-yard field goal
- Held their opponent scoreless in the first quarter of a season opener for the first time in franchise history

SCORING PLAYS

- 2nd Quarter – QB **Deshaun Watson** scored on a 21-yard run to complete a seven-play, 94-yard drive (3:42) and give the Texans a 7-0 lead after K **Ka’imi Fairbairn** made the extra point attempt
- 2nd Quarter – WR **DeAndre Hopkins** caught a two-yard touchdown pass from QB **Deshaun Watson** to cap off a 16-play, 75-yard drive (7:35) and increase the Texans’ lead to 14-3 after K **Ka’imi Fairbairn** made the extra point
- 3rd Quarter – WR **DeAndre Hopkins** grabbed a 16-yard touchdown pass from QB **Deshaun Watson** to finish off a nine-play, 75-yard drive (4:31) and increase Houston’s lead to 21-10 after K **Ka’imi Fairbairn** made the extra point
- 4th Quarter – WR **Kenny Stills** caught a 37-yard touchdown pass from QB **Deshaun Watson** to complete a two-play, 75-yard drive (0:13) and give the Texans the lead 28-27 after K **Ka’imi Fairbairn** made the extra point attempt

MISCELLANEOUS NOTES

- The following four Texans were captains for the game: ILB **Dylan Cole**, CB **Johnathan Joseph**, QB **Deshaun Watson** and DEJ. **Watt**
- The following seven Texans were inactive for the game: CB **Cornell Armstrong**, WR **Keke Coutee**, CB **Xavier Crawford**, G/T **Tytus Howard**, C/G **Greg Mancz**, DE **Charles Omenihu** and TE **Logan Paulsen**
- The following Texans player did not play in the game: QB **AJ McCarron**
- New Orleans won the toss and elected to defer. Houston received the ball to start the game

INDIVIDUAL PLAYER NOTES

WR WILL FULLER V

- Recorded 69 receiving yards on two receptions (34.5 avg.), including a game-long 54 reception
- Caught a 54-yard pass from QB **Deshaun Watson** in the first quarter to get to the Saints’ 40-yard line. The reception marked the fifth-longest in a season opener in franchise history
- Has recorded four receptions of 50-or-more yards in his NFL career (2016-19), including one in each season
- Has caught at least one pass in all 32 career games, which is the third-longest streak in team history to start a career

WR DEANDRE HOPKINS

- Recorded a team-high 111 receiving yards and two receiving touchdowns on eight receptions (13.9 avg.)
- Registered at least 100 receiving yards for a fourth-consecutive game for the first time since Weeks 3-6 of the 2015 season, which also ties for the longest streak of games with 100-or-more receiving yards in his NFL career
- Recorded his 26th career game with 100-or-more receiving yards
- Recorded his ninth career game with multiple touchdown receptions and first since Week 15 of the 2018 season at N.Y. Jets. Hopkins has the second-most games with multiple touchdown receptions in team history, trailing **Andre Johnson** (10 from 2003-13)
- Has caught 20 touchdown passes from QB **Deshaun Watson** in 24 games played together. Hopkins has four games with multiple touchdown receptions with Watson at quarterback
- Caught a 16-yard touchdown pass from QB **Deshaun Watson** in the third quarter to increase Houston’s lead to 21-10
- Caught a two-yard touchdown pass from QB **Deshaun Watson** in the second quarter to increase the lead to 14-3
- Registered his 49th touchdown reception, which is the second-most in team history (**Andre Johnson**, 64, 2003-14)
- Extended his streak to 96 consecutive games with a reception to start his career, which is the longest streak in franchise history to start a career, the longest active streak in the NFL to start a career and the eighth-longest streak of games with a reception to start a career in the Super Bowl era
- Extended his streak to 96 consecutive games with a reception, which is the sixth-longest active streak of games with at least one reception in the NFL
- Extended his streak to 96 consecutive games with a reception, which is the second-longest streak in team history recording at least one reception, trailing **Andre Johnson** (133 games from 2005-14)

RB CARLOS HYDE

- Ran for a team-high 83 yards on 10 carries (8.3 avg.) and caught one pass for two yards (2.0 avg.)
- Recorded the highest rushing average in a season opener in franchise history (min. 10 attempts)
- Recorded the fifth-highest rushing average in a single game in team history (min. 10 attempts)

RB DUKE JOHNSON

- Ran 57 yards on nine carries (6.3 avg.), including a game-

long 32-yard run in the fourth quarter

- Recorded 33 receiving yards on four receptions (8.3 avg.)

CB JOHNATHAN JOSEPH

- Finished with eight total tackles (seven solo) and eclipsed 700 career total tackles, which is the most among all active cornerbacks in the NFL

ILB BENARDRICK MCKINNEY

- Finished with six total tackles (four solo), one forced fumble and one tackle for loss
- Forced a fumble on Saints RB **Alvin Kamara** in the third quarter that was recovered by New Orleans
- Tallied his 31st career tackle for loss and fourth career forced fumble (2015-19)

OLB WHITNEY MERCILUS

- Finished with six total tackles (four solo), 1.0 sack, one interception, one tackle for loss, one quarterback hit and one pass defended
- Became the third player in the NFL this season (**James Bradberry** and **Logan Ryan**) and first Texans player since **Tyrann Mathieu** in Week 7 of 2018 at Jacksonville) to record 1.0 sack and one interception in the same game
- Sacked Saints QB **Drew Brees** for a loss of eight yards on second down in the fourth quarter
- Intercepted Saints QB **Drew Brees** at the Texans' four-yard line in the first quarter and returned it two yards. The interception marked the first of Mercilus' NFL career (2012-19) and his fifth career pass defended
- Recorded his first sack of the season and now owns 43.5 in his NFL career (2012-19)
- Tallied his first quarterback hit of the season and now owns 90 in his NFL career
- Notched his first tackle for loss of the season and now has 55 in his NFL career

S JUSTIN REID

- Tied for the team lead with nine total tackles (seven solo), which tied his single-game career high (Week 9 of the 2018 season at Denver)

CB BRADLEY ROBY

- Tied for the team lead with nine total tackles (eight solo), which tied his single-game career high (Week 14 of the 2014 season vs Buffalo and Week 9 of the 2016 season at Oakland)

WR KENNY STILLIS

- Recorded 37 receiving yards and one receiving touchdown on three receptions (12.3 avg.)
- Caught a 37-yard touchdown pass from QB **Deshaun Watson** in the fourth quarter to give the Texans the lead 28-27
- Tallied his 15th touchdown reception of more than 20 yards since 2016, which ranks third in the NFL in that span
- Recorded one reception in his 43rd straight game and notched his 33rd career touchdown reception (2013-19)

QB DESHAUN WATSON

- Completed 20-of-30 passes (66.7 percent) for 268 yards, three touchdowns, one interception and a 114.3 rating
- Ran for 40 yards on four carries (10.0 avg.) and one touchdown
- Completed a 37-yard touchdown pass to WR **Kenny Stills** in the fourth quarter to give the Texans the lead 28-27
- Threw a 16-yard touchdown pass to WR **DeAndre Hopkins** in the third quarter to finish off a nine-play, 75-yard drive (4:31) and increase Houston's lead to 21-10
- Completed a two-yard touchdown pass to WR **DeAndre Hopkins** in the second quarter to cap off a 16-play, 75-yard drive (7:35) and increase the Texans' lead to 14-3
- Scored on a 21-yard run in the second quarter to give the Texans a 7-0 lead. Watson owns eight career rushing touchdowns, which tied **David Carr** (eight from 2002-06) for the most by a quarterback in franchise history
- Threw his 20th touchdown pass to WR **DeAndre Hopkins** in 24 games played together. Watson has thrown multiple touchdown passes to Hopkins in a game four times
- Recorded his sixth career game with three-or-more touchdown passes and first since Week 8 of the 2018 season vs. Miami
- Recorded his second career game with three-or-more touchdown passes and one rushing touchdowns since entering the league in 2017, which is tied with **Drew Brees** and **Dak Prescott** for the most in the NFL in that span
- Recorded his 14th career game with multiple touchdown passes, which marks the second-most in franchise history behind **Matt Schaub** (40 from 2007-13)
- Tied **Carson Palmer** (14 from 2004-05) for the fifth-most games with multiple touchdown passes within a player's first 24 career games
- Recorded his fifth career game with multiple passing touchdowns and a rushing touchdown, which is the second-most in the NFL since he entered the league in 2017, trailing **Dak Prescott** (six)
- Owns 6,132 career passing yards through 24 career games, which is the fourth-most in NFL history, trailing **Kurt Warner** (6,837), **Marc Bulger** (6,228) and **Andrew Luck** (6,219)
- Owns 48 career passing touchdowns through 24 career games, which is the fourth-most in NFL history, trailing **Kurt Warner** (59 from 1998-00), **Dan Marino** (56 from 1983-84) and **Patrick Mahomes** (53 from 2017-19)
- Became the fastest player in NFL history to record at least 6,000 passing yards and 800 rushing yards (24 games)
- Became the third player in NFL history to record at least 6,000 passing yards and 45 passing touchdowns in a player's first 24 career games, joining **Kurt Warner** (1998-2000) and **Dan Marino** (1983-84)
- First player in NFL history with 6,000 passing yards, 40 passing touchdowns, 500 rushing yards and five rushing touchdowns through 24 career games in NFL history

GAME SUMMARIES



WEEK 2

Jacksonville Jaguars 12, Houston Texans 13

71,651 NRG Stadium Houston, Texas Sep 15, 2019



Jacksonville Jaguars	0	3	0	9	—	12
Houston Texans	3	3	0	7	—	13

Scoring Drives

TEAM	QTR	TIME	SCORING PLAY	JAX	HOU
Texans	1	01:54	K. Fairbairn: 39-yard FG (15-71, 7:15)	0	3
Jaguars	2	03:17	J. Lambo: 40-yard FG (10-47, 5:20)	3	3
Texans	2	00:00	K. Fairbairn: 22-yard FG (11-71, 3:17)	3	6
Texans	4	11:35	D. Watson: 2-yard run (K. Fairbairn kick) (4-11, 1:24)	3	13
Jaguars	4	06:01	J. Lambo: 32-yard FG (9-61, 5:34)	6	13
Jaguars	4	00:30	D. Chark Jr.: 4-yard pass from G. Minshew II (run failed) (14-68, 3:06)	12	13

Jacksonville Jaguars

PASSING	ATT	CP	YDS	SK/YD	TD	LG	INT	RTG
Gardner Minshew II	33	23	213	4/35	1	31	0	97.2
TOTAL	33	23	213	4/35	1	31	0	97.2

RUSHING	ATT	YDS	AVG	LG	TD
Gardner Minshew II	6	56	9.3	21	0
Leonard Fournette	15	47	3.1	14	0
TOTAL	21	103	4.9	21	0

RECEIVING	NO	YDS	AVG	LG	TD
DJ Chark Jr.	7	55	7.9	14	1
Chris Conley	4	73	18.3	31	0
James O'Shaughnessy	4	28	7.0	10	0
Leonard Fournette	4	40	10.0	20	0
Geoff Swaim	3	14	4.7	9	0
Dede Westbrook	1	3	3.0	3	0
TOTAL	23	213	9.3	31	1

TOP DEFENSE	TOT	SOLO	AST	SCK	YDS	INT
Jarrod Wilson	8	4	4	0.0	0.0	0
Quincy Williams	8	6	2	0.0	0.0	0
Ronnie Harrison	8	4	4	1.0	0.0	0

FIELD GOALS	FGA/FGM	PERCENT
Josh Lambo	2-2	100.0
TOTAL	2-2	100.0

Houston Texans

PASSING	ATT	CP	YDS	SK/YD	TD	LG	INT	RTG
Deshaun Watson	29	16	159	4/22	0	31	0	70.9
TOTAL	29	16	159	4/22	0	31	0	70.9

RUSHING	ATT	YDS	AVG	LG	TD
Carlos Hyde	20	90	4.5	14	0
Duke Johnson	6	31	5.2	19	0
Deshaun Watson	4	5	1.3	4	1
TOTAL	30	126	4.2	19	1

RECEIVING	NO	YDS	AVG	LG	TD
DeAndre Hopkins	5	40	8.0	14	0
Will Fuller V	4	40	10.0	28	0
Jordan Akins	2	25	12.5	16	0
Keke Coutee	2	7	3.5	6	0
Kenny Stills	2	38	19.0	31	0
Darren Fells	1	9	9.0	9	0
TOTAL	16	159	9.9	31	0

TOP DEFENSE	TOT	SOLO	AST	SCK	YDS	INT
Zach Cunningham	10	9	1	1.0	8.0	0
Benardrick McKinney	7	5	2	0.0	0.0	0
Johnathan Joseph	7	5	2	0.0	0.0	0

FIELD GOALS	FGA/FGM	PERCENT
Ka'imi Fairbairn	2-2	100.0
TOTAL	2-2	100.0

Team Statistics

	Jaguars	Texans
First Downs	16	17
Total Net Yards	281	263
Rushes/Net Yards	21/103	30/126
Net Passing	178	137
Pass Attempts/Completions	33/23	29/16
Had Intercepted	0	0
Sacked/Yards Lost	4/35	4/22
Punts/Average	6/48.0	7/43.9
Penalties/Yards	9/70	7/47
Fumbles/Lost	3/1	2/0
Possession Time	30:01	29:59

TEAM NOTES

THE TEXANS...

- ✎ Forced a turnover in their 15th-straight game, which is the longest active streak in the NFL
- ✎ Recorded 4.0 sacks as a team for a loss of 35 total yards, including three forced fumbles
- ✎ Did not commit a turnover and had a turnover differential of plus-1
- ✎ Held their opponent scoreless in the third quarter for the first time since Week 17 of 2018 vs. Jacksonville
- ✎ Held their opponent scoreless in the first quarter for the second week in a row. This marks the first time in franchise history the Texans have held their opponent scoreless in Week 1 and 2 to start a season
- ✎ Conducted a 15-play scoring drive in the first quarter, which marked the longest scoring drive for Houston since Week 14 of 2018 season vs. Indianapolis (15-play touchdown drive)
- ✎ Held the Jaguars to 281 total net yards (103 rushing, 178 passing) and 16 first downs (five rushing, 10 passing, one by penalty)
- ✎ Held the Jaguars to 3-for-13 on third-down attempts (23 percent) and 1-of-2 on red zone trips (50 percent)
- ✎ Improved their record to 9-2 overall and 5-1 at home against the Jaguars under Head Coach **Bill O'Brien** (2014-19)
- ✎ Earned their third-consecutive win in the series after Houston won both matchups in 2018
- ✎ Improved their record to 20-11 overall and 11-5 at home against the AFC South under Head Coach **Bill O'Brien**
- ✎ Earned their fifth win in the last six matchups against AFC South teams, dating back to 2018
- ✎ Improved their record to 22-13 overall and 13-5 at home all-time against Jacksonville

SCORING PLAYS

- ✎ 1st Quarter – K **Ka'imi Fairbairn** connected on a 39-yard field goal following a 15-play, 71-yard drive (7:15) to give the Texans a 3-0 lead
- ✎ 2nd Quarter – K **Ka'imi Fairbairn** made a 22-yard field goal to complete an 11-play, 71-yard drive (3:17) to extend the Texans' lead to 6-0
- ✎ 4th Quarter – QB **Deshaun Watson** scored on a two-yard run to finish off a four-play, 11-yard drive (1:24) and extend Houston's lead to 13-3

MISCELLANEOUS NOTES

- ✎ The following four Texans were captains for the game: ILB **Dylan Cole**, CB **Johnathan Joseph**, QB **Deshaun Watson** and DEJ. **Watt**
- ✎ The following seven Texans were inactive for the game: TE **Jerrell Adams**, RB **Taiwan Jones**, G **Senio Kelmete**, C/G **Greg Mancz**, QB **Alex McGough**, TE **Logan Paulsen** and DE **Carlos Watkins**
- ✎ The following Texans player did not play in the game: QB **AJ McCarron**
- ✎ Houston won the toss and elected to defer. Jacksonville received the ball to start the game

INDIVIDUAL PLAYER NOTES

ILB ZACH CUNNINGHAM

- ✎ Led the team with nine total tackles (nine solo), 1.0 sack, one tackle for loss, one quarterback hit and one special teams tackle
- ✎ Sacked Jaguars QB **Gardner Minshew** for a loss of eight yards in the first quarter on 2nd-and-9
- ✎ Tallied his first sack of the season and now has 2.5 sacks in his NFL career (2017-19)

K KA'IMI FAIRBAIRN

- ✎ Scored seven points on two made field goals and one made extra point attempt
- ✎ Has made his last 17 field goal attempts dating back to Week 12 of the 2018 season, which is the second-longest streak in team history trailing **Neil Rackers** (18, 2010-11)
- ✎ Passed **Randy Bullock** (252) for sixth on the franchise's all-time scoring list with 253 career points scored
- ✎ Connected on a 39-yard field goal in the first quarter to give the Texans a 3-0 lead
- ✎ Made a 22-yard field goal in the second quarter to extend the Texans' lead to 6-0

WR WILL FULLER V

- ✎ Finished tied for the team lead with 40 receiving yards on four receptions (10.0 avg.), including a 28-yard reception
- ✎ Has caught at least one pass in all 33 career games, which is the third-longest streak in team history to start a career

WR DEANDRE HOPKINS

- ✎ Finished tied for the team lead with 40 receiving yards on five receptions (8.0 avg.)
- ✎ Extended his streak to 97 consecutive games with a reception to start his career, which is the longest streak in franchise history to start a career, the longest active streak in the NFL to start a career and the eighth-longest streak of games with a reception to start a career in the Super Bowl era
- ✎ Extended his streak to 97 consecutive games with a reception, which is the fifth-longest active streak of games with at least one reception in the NFL
- ✎ Extended his streak to 97 consecutive games with a reception, which is the second-longest streak in team history recording at least one reception, trailing **Andre Johnson** (133 games from 2005-14)

RB CARLOS HYDE

- ✎ Ran for a game-high 90 yards on 20 carries (4.5 avg.)

CB LONNIE JOHNSON JR.

- ✎ Notched his first three career total tackles (three solo) and a pass defended in his first career NFL start

CB JOHNATHAN JOSEPH

- ✎ Finished with seven total tackles (five solo) and two passes defended
- ✎ Notched his 47th career game with multiple passes defended, which ranks tied for third-most in NFL history (**Champ Bailey**) and leads the NFL since he began his career in 2006

- ✎ Passed **Ashley Ambrose** (181) and tied **Terence Newman** (183) for the sixth-most passes defended in NFL history. Joseph leads all active players and leads the NFL since he began his career in 2006 with Cincinnati (183)
- ✎ Leads the NFL in passes defended since he joined the Texans in 2011 with a franchise-record 107 total

ILB BENARDRICK MCKINNEY

- ✎ Finished second on the team with eight total tackles (five solo)

OLB WHITNEY MERCILUS

- ✎ Finished with two total tackles (two solo), 2.0 sacks, two quarterback hits and two forced fumbles
- ✎ Recorded his 11th career game with 2.0-or-more sacks, which is the third-most in team history behind **J. Watt** (24) and **Mario Williams** (12)
- ✎ Notched his first game with 2.0-or-more sacks in the regular season since Week 17 of 2016 vs. Jacksonville. Mercilus also had 2.0 sacks in the Wild Card game vs. Oakland in 2016
- ✎ Recorded a sack in back-to-back games for the first time since Weeks 11-12 of the 2018 season and the ninth time overall in his NFL career
- ✎ Tallied his second career game with multiple forced fumbles and first since Week 7 of 2018 at Jacksonville
- ✎ Sacked and forced a fumble on Jaguars QB **Gardner Minshew** in the fourth quarter for a loss of nine yards. DE **J. Watt** recovered the fumble at the Jacksonville 11-yard line
- ✎ Sacked and forced a fumble on Jaguars QB **Gardner Minshew** in the second quarter for a loss of nine yards. Jacksonville recovered the loose ball
- ✎ Recorded his third sack of the season and now owns 45.5 in his NFL career (2012-19), which is the third-most in franchise history behind **J. Watt** (92.0) and **Mario Williams** (53.0)
- ✎ Registered his first two forced fumbles of the season and now has 11 in his NFL career
- ✎ Tallied his third quarterback hit of the season and now owns 92 in his NFL career

S A.J. MOORE JR.

- ✎ Led the team with two special teams tackles

DE CHARLES OMENIHU

- ✎ Finished with two total tackles (one solo), 1.0 sack, one forced fumble and one quarterback hit
- ✎ Sacked and forced a fumble on Jaguars QB **Gardner Minshew** in the first quarter for a loss of nine yards to mark his first-career sack, forced fumble and quarterback hit. Jacksonville recovered the loose ball

S JUSTIN REID

- ✎ Finished with four total tackles (two solo), including a stop on Jaguars RB **Leonard Fournette** on Jacksonville's two-point conversion attempt with 30 seconds left in the game

WR KENNY STILLIS

- ✎ Recorded 38 receiving yards on two receptions (19.0 avg.), including a team-long 31-yard reception
- ✎ Recorded a reception in his 44th-straight game

QB DESHAUN WATSON

- ✎ Completed 16-of-29 passes (55.2 percent) for 159 yards, no touchdowns, no interceptions and a 70.9 rating
- ✎ Ran for five yards on four carries (1.3 avg.) and scored a rushing touchdown
- ✎ Scored on a two-yard run in the fourth quarter to extend the Texans' lead to 13-3. Watson now owns nine career rushing touchdowns, passing **David Carr** (eight from 2002-06) for the most by a quarterback in franchise history
- ✎ Conducted a 15-play scoring drive in the first quarter, which marked the longest scoring drive for Houston since Week 14 of 2018 season vs. Indianapolis (15-play touchdown drive)

DE J.J. WATT

- ✎ Recorded two total tackles, one fumble recovery and one quarterback hit
- ✎ Recovered a fumble by Jaguars QB **Gardner Minshew** at the Jacksonville 11-yard line. OLB **Whitney Mercilus** forced the fumble on a sack
- ✎ Notched his first fumble recovery of the season and tied **Julius Peppers** (14) for the most in the NFL since 2011
- ✎ Tallied his first quarterback hit of the season and leads the NFL in quarterback hits with 245 since 2011

GAME SUMMARIES



WEEK 3

Houston Texans 27, Los Angeles Chargers 20

25,349 Dignity Health Sports Park Carson, Calif. Sep 22, 2019



Houston Texans	0	7	14	6	—	27
Los Angeles Chargers	7	10	0	3	—	20

Scoring Drives

TEAM	QTR	TIME	SCORING PLAY	HOU	LAC
Chargers	1	09:41	K. Allen: 7-yard pass from P. Rivers (T. Long kick) (3-15, 1:28)	0	7
Chargers	2	10:32	T. Long: 34-yard FG (15-72, 8:41)	0	10
Texans	2	08:11	D. Fells: 16-yard pass from D. Watson (K. Fairbairn kick) (5-75, 2:21)	7	10
Chargers	2	00:22	K. Allen: 12-yard pass from P. Rivers (T. Long kick) (8-89, 1:18)	7	17
Texans	3	07:31	C. Hyde: 3-yard run (K. Fairbairn kick) (8-55, 3:37)	14	17
Texans	3	01:19	J. Akins: 15-yard pass from D. Watson (K. Fairbairn kick) (6-73, 2:24)	21	17
Texans	4	09:40	J. Akins: 53-yard pass from D. Watson (kick failed) (7-82, 3:48)	27	17
Chargers	4	07:14	T. Long: 43-yard FG (6-50, 2:26)	27	20

Houston Texans

PASSING	ATT	CP	YDS	SK/YD	TD	LG	INT	RTG
Deshaun Watson	34	25	351	2/14	3	53	0	135.8
TOTAL	34	25	351	2/14	3	53	0	135.8

RUSHING	ATT	YDS	AVG	LG	TD
Carlos Hyde	10	19	1.9	10	1
Deshaun Watson	7	18	2.6	15	0
Duke Johnson	2	2	1.0	1	0
TOTAL	19	39	2.1	15	1

RECEIVING	NO	YDS	AVG	LG	TD
DeAndre Hopkins	6	67	11.2	34	0
Darren Fells	5	49	9.8	16t	1
Will Fuller V	5	51	10.2	30	0
Kenny Stills	4	89	22.3	38	0
Jordan Akins	3	73	24.3	53t	2
Duke Johnson	2	22	11.0	15	0
TOTAL	25	351	14.0	53	3

TOP DEFENSE	TOT	SOLO	AST	SCK	YDS	INT
Johnathan Joseph	9	8	1	0.0	0.0	0
Justin Reid	9	7	2	0.0	0.0	0
Benardrick McKinney	7	3	4	0.5	3.5	0

FIELD GOALS	FGA/FGM	PERCENT
Ka'imi Fairbairn	1-0	0.0
TOTAL	1-0	0

Los Angeles Chargers

PASSING	ATT	CP	YDS	SK/YD	TD	LG	INT	RTG
Philip Rivers	46	31	318	5/25	2	34	0	101.5
TOTAL	46	31	318	5/25	2	34	0	101.5

RUSHING	ATT	YDS	AVG	LG	TD
Austin Ekeler	9	36	4.0	11	0
Justin Jackson	5	26	5.2	10	0
Philip Rivers	2	9	4.5	8	0
Keenan Allen	1	3	3.0	3	0
Derek Watt	1	-1	-1.0	-1	0
TOTAL	18	73	4.1	11	0

RECEIVING	NO	YDS	AVG	LG	TD
Keenan Allen	13	183	14.1	34	2
Austin Ekeler	7	45	6.4	13	0
Justin Jackson	4	4	1.0	9	0
Mike Williams	3	45	15.0	20	0
Travis Benjamin	2	5	2.5	12	0
Dontrelle Inman	1	23	23.0	23	0
Lance Kendricks	1	13	13.0	13	0
TOTAL	31	318	10.3	34	2

TOP DEFENSE	TOT	SOLO	AST	SCK	YDS	INT
Thomas Davis Sr.	8	5	3	0.5	4.5	0
Roderic Teamer	7	6	1	0.0	0.0	0
Denzel Perryman	6	3	3	0.0	0.0	0

FIELD GOALS	FGA/FGM	PERCENT
Ty Long	2-2	100.0
TOTAL	2-2	100.0

Team Statistics

	Texans	Chargers
First Downs	20	22
Total Net Yards	376	366
Rushes/Net Yards	19/39	18/73
Net Passing	337	293
Pass Attempts/Completions	34/25	46/31
Had Intercepted	0	0
Sacked/Yards Lost	2/14	5/25
Punts/Average	4/45.0	4/48.3
Penalties/Yards	6/65	7/69
Fumbles/Lost	2/1	1/1
Possession Time	28:12	31:48

TEAM NOTES

THE TEXANS...

- ✔ Won consecutive games for the first time since winning a team-record nine games in a row in Weeks 4-13 of 2018
- ✔ Start the season 2-1 for the first time since 2016, which ties for the second-best start in team history (3-0 in 2012)
- ✔ Forced a turnover in their 16th-straight game, which is the longest active streak in the NFL
- ✔ Registered the most net passing yards (337) in a game since Week 5 of the 2018 season vs. Dallas (374)
- ✔ Recorded the most sacks (5.0) in a game since Week 12 of the 2018 season vs. Tennessee (6.0)
- ✔ Tallied a season-high 5.0 sacks on Chargers QB **Phillip Rivers** while only allowing 2.0 sacks to the Chargers
- ✔ Held their opponent scoreless in the third quarter for the second week in a row and only allowed three points in the second half
- ✔ Held the Chargers to 5-for-15 on third-down attempts (33 percent) and 0-for-1 on goal-to-go attempts (0 percent)
- ✔ Converted 6-of-10 third-down attempts (60 percent), 3-of-3 red zone attempts (100 percent) and 1-of-1 goal-to-go attempts (100 percent)
- ✔ Recorded 376 total net yards on offense (39 rushing, 337 passing) and 20 total first downs (three rushing, 15 passing, two by penalty)
- ✔ Earned their second win against the Chargers in team history and first since Week 1 of 2013
- ✔ Won their second-consecutive games against an AFC West opponent (19-17 victory in Week 9 of 2018 at Denver)

SCORING PLAYS

- ✔ 2nd Quarter – TE **Darren Fells** caught a 16-yard touchdown pass from QB **Deshaun Watson** to complete a five-play, 75-yard drive (2:21) and cut the Chargers' lead to 10-7 after K **Ka'imi Fairbairn** made the extra point attempt
- ✔ 3rd Quarter – RB **Carlos Hyde** scored on a three-yard run to finish off an eight-play, 55-yard drive (3:37) cut the Chargers' lead to 17-14 after K **Ka'imi Fairbairn** made the extra point attempt
- ✔ 3rd Quarter – TE **Jordan Akins** caught a 15-yard touchdown pass from QB **Deshaun Watson** to cap off a six-play, 73-yard drive (2:24) and give the Texans the 21-17 lead after K **Ka'imi Fairbairn** made the extra point attempt
- ✔ 4th Quarter – TE **Jordan Akins** caught a 53-yard touchdown pass from QB **Deshaun Watson** to complete a seven-play, 82-yard drive (3:48) and extend Houston's lead to 27-17. K **Ka'imi Fairbairn** missed the extra point attempt

MISCELLANEOUS NOTES

- ✔ The following four Texans were captains for the game: ILB **Dylan Cole**, CB **Johnathan Joseph**, QB **Deshaun Watson** and DEJ. **Watt**
- ✔ The following seven Texans were inactive for the game: TE **Jerrell Adams**, T **Seantrel Henderson**, RB **Taiwan Jones**, G **Senio Kelmete**, QB **Alex McGough**, TE **Logan Paulsen** and DE **Carlos Watkins**
- ✔ The following Texans player did not play in the game: QB **AJ McCarron**
- ✔ Houston won the toss and elected to defer. Los Angeles received the ball to start the game

INDIVIDUAL PLAYER NOTES

TE JORDAN AKINS

- ✔ Finished with three receptions for 73 yards (24.3 avg.) and two touchdowns
- ✔ Set single-game career highs in receptions, receiving yards and receiving touchdowns
- ✔ Caught a 53-yard touchdown pass from QB **Deshaun Watson** in the fourth quarter to extend Houston's lead to 27-17
- ✔ Caught a 15-yard touchdown pass from QB **Deshaun Watson** in the third quarter to give the Texans the 21-17 lead
- ✔ Recorded the first two receiving touchdowns and the longest reception (53 yards) of his NFL career (2018-19)

P BRYAN ANGER

- ✔ Punted four times for 180 yards (45.0 avg.), including a 55 yarder, and pinned three punts inside the 20-yard line

ILB ZACH CUNNINGHAM

- ✔ Recorded four total tackles (four solo), one fumble recovery, one tackle for loss and one special teams tackle
- ✔ Recovered a fumble from Chargers QB **Phillip Rivers** at Houston's 27-yard line after a strip-sack by OLB **Whitney Mercilus** on 3rd-and-4 at the Houston 29-yard line in the third quarter
- ✔ Tallied the second fumble recovery of his NFL career and first since Week 17 of the 2018 season vs. Jacksonville

TE DARREN FELS

- ✔ Finished with 49 receiving yards and one touchdown five receptions (9.8 avg.)
- ✔ Caught a 16-yard touchdown pass from QB **Deshaun Watson** in the second quarter to cut the Chargers' lead to 10-7
- ✔ Tallied his first touchdown reception as a member of the Texans and the 11th of his NFL career (2014-19)

WR WILL FULLER V

- ✔ Finished with 51 receiving yards on five receptions (10.2 avg.), including a 30-yard reception in the third quarter
- ✔ Has caught at least one pass in all 34 career games, which is the third-longest streak in team history to start a career

S TASHAUN GIPSON SR.

- ✔ Recorded four total tackles (two solo), one tackle for loss and two passes defended
- ✔ Notched his first pass defended of the season, the seventh career game with multiple passes defended and now owns 41 career passes defended
- ✔ Notched his first tackle for loss of the season and now owns 12 career tackles for loss (2012-19)

WR DEANDRE HOPKINS

- ✔ Finished with 67 receiving yards on six receptions (11.2 avg.), including a 34-yard reception
- ✔ Owns the eighth-most receptions (547) and 13th-most receiving yards (7,655) through 98 games in NFL history
- ✔ Extended his streak to 98 consecutive games with a reception to start his career, which is the longest streak in

franchise history to start a career, the longest active streak in the NFL to start a career and the eighth-longest streak of games with a reception to start a career in the Super Bowl era

- ✎ Extended his streak to 98 consecutive games with a reception, which is the fifth-longest active streak of games with at least one reception in the NFL
- ✎ Extended his streak to 98 consecutive games with a reception, which is the second-longest streak in team history recording at least one reception, trailing **Andre Johnson** (133 games from 2005-14)

RB CARLOS HYDE

- ✎ Ran for a team-high 19 yards on 10 carries (1.9 avg.) and one touchdown
- ✎ Scored on a three-yard run in the third quarter to cut the Chargers' lead to 17-14
- ✎ Tallied his first touchdown as a member of the Texans and now has 27 rushing touchdowns in his NFL career

CB LONNIE JOHNSON JR.

- ✎ Notched six total tackles (five solo) and one pass defended

CB JOHNATHAN JOSEPH

- ✎ Finished with a game-high nine total tackles (eight solo) and two passes defended
- ✎ Notched his 48th career game with multiple passes defended, which ranks tied for third-most in NFL history (**Champ Bailey**) and leads the NFL since he began his career in 2006
- ✎ Passed **Terence Newman** (183) for the sixth-most passes defended in NFL history. Joseph leads all active players and leads the NFL since he began his career in 2006 with Cincinnati with 185 career passes defended
- ✎ Leads the NFL in passes defended since he joined the Texans in 2011 with a franchise-record 109 total

ILB BENARDRICK MCKINNEY

- ✎ Finished with six total tackles (three solo) and recorded 0.5 sack and three quarterback hits
- ✎ Split a sack with DE **J. Watt** on Chargers QB **Phillip Rivers** for a loss of seven yards in the second quarter at the Houston 36-yard line
- ✎ Tallied his first 0.5 sack of the season and now owns 11.0 sacks in his NFL career (2015-19)
- ✎ Notched his first career game with three-or-more quarterback hits and seventh with multiple quarterback hits

OLB WHITNEY MERCILUS

- ✎ Finished with five total tackles (five solo), 1.0 sack, two tackles for loss and one quarterback hit
- ✎ Sacked and forced a fumble on Chargers QB **Phillip Rivers** on 3rd-and-4 at the Houston 29-yard line in the third quarter. ILB **Zach Cunningham** recovered the fumble at the Texans' 27-yard line
- ✎ Has recorded a sack in three-consecutive games for the first time in his NFL career. The last player to do it for Houston was DE **J. Watt** in Weeks 8-12 of the 2018 season
- ✎ Has a forced fumble in back-to-back games for the third time in his NFL career (Week 17 of 2015, Week 1 of 2016)
- ✎ Recorded his fourth sack of the season and now owns 46.5 in his NFL career (2012-19), which is the third-most in franchise history behind **J. Watt** (93.0) and **Mario Williams**

(53.0)

- ✎ Registered his single-season career-high third forced fumble of the season and now has 12 in his NFL career
- ✎ Tallied his fourth quarterback hit of the season and now owns 93 in his NFL career
- ✎ Recorded his 15th career game with multiple tackles for loss, which passes **Mario Williams** (14) for the third-most in Texans history. Mercilus' last game with multiple tackles for loss was Week 16 of the 2016 season at Cincinnati
- ✎ Notched his second and third tackles for loss of the season and now has 57 in his NFL career
- ✎ Owns 4.0 sacks, three forced fumbles, three tackles for loss, five quarterback hits and one interception in 2019

DE/NT D.J. READER

- ✎ Finished with three total tackles (one solo), 1.5 sacks, one tackle for loss and three quarterback hits
- ✎ Split a sack with DE **J. Watt** on Chargers QB **Phillip Rivers** for a loss of six yards in the third quarter at the Chargers' 40-yard line
- ✎ Sacked Chargers QB **Phillip Rivers** for a loss of nine yards at the Houston 16-yard line in the second quarter
- ✎ Recorded his first sack since Week 1 of the 2018 season at New England. This marked Reader's second career game with multiple sacks (Week 1 of 2018 at New England)
- ✎ Now owns 5.5 sacks in his NFL career (2016-19)
- ✎ Registered his fourth career game with multiple quarterback hits and second career game with three-or-more quarterback hits (Week 1 of 2018 at New England)

WR KENNY STILLS

- ✎ Led the team with 89 receiving yards on four receptions (22.3 avg.), including a 38-yard reception on a flea flicker from QB **Deshaun Watson** in the second quarter to set up Houston's first touchdown
- ✎ Recorded the most receiving yards in a game since going for 135 receiving yards in Week 14 of the 2018 season vs. New England
- ✎ Recorded a reception in his 45th-straight game

QB DESHAUN WATSON

- ✎ Completed 25-of-34 passes (73.5 percent) for 351 yards, three touchdowns, no interceptions and a 135.8 rating
- ✎ Ran for 18 yards on seven carries (2.6 avg.)
- ✎ Completed a 53-yard touchdown pass to TE **Jordan Akins** in the fourth quarter to extend Houston's lead to 27-17. The completion marked Watson's second-longest of the season
- ✎ Threw a 15-yard touchdown pass to TE **Jordan Akins** in the third quarter to give the Texans the 21-17 lead
- ✎ Completed a 16-yard touchdown pass to TE **Darren Fells** in the second quarter to cut the Chargers' lead to 10-7
- ✎ Recorded his seventh career game with three-or-more touchdown passes and second this season (Week 1). Watson already has the second-most games with three touchdown passes in team history (**Matt Schaub**, 12 from 2008-13)
- ✎ Recorded his 15th career game with multiple touchdown passes, which marks the second-most in franchise history behind **Matt Schaub** (40 from 2007-13)
- ✎ Tied **Carson Palmer** (15 from 2004-05) for the fifth-most games with multiple touchdown passes within a player's first 26 career games
- ✎ Tallied his first game with 300-or-more passing yards this

year and first since Week 16 of 2018 at Philadelphia (339)

- ✦ Registered his eighth career game with 300-or-more passing yards, which is the second-most in franchise history behind **Matt Schaub** (27)
- ✦ Tied for the fourth-most 300-yard passing games (eight) within a player's first 26 career games in NFL history
- ✦ Threw for the most yards (351) in a game since Week 5 of the 2018 season vs. Dallas (375)
- ✦ Now owns seven career games with at least 300 passing yards and two touchdowns
- ✦ Became the fastest player in NFL history (26 games) to record 6,500 career passing yards and 500 rushing yards
- ✦ Became the fastest player in NFL history (26 games) to record 50 passing touchdowns and five rushing touchdowns
- ✦ Became the third player in NFL history to record at least 6,500 passing yards and 50 passing touchdowns in a player's first 26 career games, joining **Kurt Warner** (1998-2000) and **Dan Marino** (1983-84)
- ✦ Became the fourth-fastest player in NFL history to record 50 career passing touchdowns (26 games)
- ✦ Owns 51 career passing touchdowns through 26 career games, which is the fourth-most in NFL history, trailing **Dan Marino** (64 from 1983-84), **Patrick Mahomes** (60 from 2017-19) and **Kurt Warner** (59 from 1998-00)
- ✦ Owns 6,642 career passing yards through 26 career games, which is the sixth-most in NFL history, trailing **Kurt Warner** (7,372 from 1998-00), **Dan Marino** (6,954 from 1983-84), **Andrew Luck** (6,804 from 2012-13), **Marc Bulger** (6,772 from 2002-04) and **Jameis Winston** (6,722 from 2015-16)
- ✦ Completed a 38-yard pass to WR **Kenny Stills** on a flea flicker in the second quarter to set up Houston's first touchdown

DE J.J. WATT

- ✦ Recorded five total tackles (three solo), 2.0 sacks, two tackles for loss and five quarterback hits
- ✦ Sacked Chargers QB **Phillip Rivers** for a loss of three yards at the Chargers' 46-yard line in the fourth quarter
- ✦ Split a sack with DE/NT **J. Reader** on Chargers QB **Phillip**

Rivers for a loss of six yards in the third quarter at the Chargers' 40-yard line

- ✦ Split a sack with ILB **Benardrick McKinney** on Chargers QB **Phillip Rivers** for a loss of seven yards in the second quarter at the Houston 36-yard line
- ✦ Now owns a franchise-record 94.0 career sacks since entering the league in 2011 (107 games), which is the second-most in the NFL during that span (**Von Miller**, 98.0)
- ✦ Tied for the second-most sacks (94.0) through a player's first 107 career games in NFL history, trailing **Reggie White** (110.0 sacks from 1985-92) and tied with **DeMarcus Ware** (94.0 sacks from 2005-11)
- ✦ Recorded his 14th career game with five-or-more quarterback hits, which is the most in NFL history, and first since Week 12 of the 2015 season vs. New Orleans
- ✦ Remains the NFL's all-time leader in sacks per game (0.88)
- ✦ Passed **Henry Thomas** (93.5 from 1987-2000) for 43rd on the NFL's all-time sack list
- ✦ Registered his 25th career game with multiple sacks, which is the most in the NFL since 2011 and second-most in NFL history through 107 career games
- ✦ Recorded his first game with 2.0 sacks since Week 15 of the 2018 season at the N.Y. Jets
- ✦ Registered his 64th career game with multiple quarterback hits, which leads the NFL since 2011 and ranks third in league history. It marked Watt's first game with multiple quarterback hits since Week 15 of 2018 at the N.Y. Jets
- ✦ Notched his 43rd career game with multiple tackles for loss, which leads the NFL since 2011 and ranks third in league history. It marked Watt's first game with multiple tackles for loss since Week 15 of 2018 at the N.Y. Jets
- ✦ Notched his first-career sack against the Charger and has now recorded a sack against 27-of-31 other NFL teams
- ✦ Notched his first two tackles for loss of the season and leads the NFL in tackles for loss with 156 since 2011
- ✦ Tallied his sixth quarterback hit of the season and leads the NFL in quarterback hits with 250 since 2011

GAME SUMMARIES



16

WEEK 4

Carolina Panthers 16, Houston Texans 10

71,699 NRG Stadium Houston, Texas Sep 29, 2019



10

Carolina Panthers	3	7	0	6	—	16
Houston Texans	0	3	7	0	—	10

Scoring Drives

TEAM	QTR	TIME	SCORING PLAY	CAR	HOU
Panthers	1	02:23	J. Slye: 48-yard FG (6-29, 2:32)	3	0
Texans	2	07:59	K. Fairbairn: 37-yard FG (10-66, 4:35)	3	3
Panthers	2	01:08	C. McCaffrey: 3-yard run (J. Slye kick) (5-54, 1:08)	10	3
Texans	3	08:39	D. Watson: 1-yard run (K. Fairbairn kick) (4-18, 1:41)	10	10
Panthers	4	14:50	J. Slye: 55-yard FG (9-42, 3:50)	13	10
Panthers	4	00:28	J. Slye: 26-yard FG (7-25, 3:37)	16	10

Carolina Panthers

PASSING	ATT	CP	YDS	SK/YD	TD	LG	INT	RTG
Kyle Allen	34	24	232	3/29	0	27	0	89.3
TOTAL	34	24	232	3/29	0	27	0	89.3

RUSHING	ATT	YDS	AVG	LG	TD
Christian McCaffrey	27	93	3.4	13	1
Curtis Samuel	1	1	1.0	1	0
TOTAL	28	94	3.4	13	1

RECEIVING	NO	YDS	AVG	LG	TD
Christian McCaffrey	10	86	8.6	21	0
Jarius Wright	5	59	11.8	27	0
Curtis Samuel	3	32	10.7	12	0
D.J. Moore	3	44	14.7	16	0
Greg Olsen	2	5	2.5	3	0
Chris Hogan	1	6	6.0	6	0
TOTAL	24	232	9.7	27	0

TOP DEFENSE	TOT	SOLO	AST	SCK	YDS	INT
Shaq Thompson	12	7	5	1.0	7.0	0
Luke Kuechly	8	3	5	0.0	0.0	0
Eric Reid	6	4	2	0.0	0.0	0

FIELD GOALS	FGA/FGM	PERCENT
Joey Slye	3-3	100.0
TOTAL	3-3	100.0

Houston Texans

PASSING	ATT	CP	YDS	SK/YD	TD	LG	INT	RTG
Deshaun Watson	33	21	160	6/32	0	14	0	75.3
DeAndre Hopkins	1	0	0	0/0	0	0	1	0.0
TOTAL	34	21	160	6/32	0	14	1	60.9

RUSHING	ATT	YDS	AVG	LG	TD
Carlos Hyde	12	58	4.8	25	0
Duke Johnson	6	56	9.3	40	0
Deshaun Watson	3	12	4.0	10	1
Keke Coutee	1	10	10.0	10	0
TOTAL	22	136	6.2	40	1

RECEIVING	NO	YDS	AVG	LG	TD
DeAndre Hopkins	5	41	8.2	14	0
Carlos Hyde	4	6	1.5	6	0
Jordan Akins	3	21	7.0	10	0
Will Fuller V	3	23	7.7	12	0
Duke Johnson	2	22	11.0	12	0
Kenny Stills	2	24	12.0	14	0
Darren Fells	1	12	12.0	12	0
Keke Coutee	1	11	11.0	11	0
TOTAL	21	160	7.6	14	0

TOP DEFENSE	TOT	SOLO	AST	SCK	YDS	INT
Zach Cunningham	14	8	6	0.0	0.0	0
Benardrick McKinney	12	5	7	0.0	0.0	0
Justin Reid	10	9	1	0.0	0.0	0

FIELD GOALS	FGA/FGM	PERCENT
Ka'imi Fairbairn	2-1	50.0
TOTAL	2-1	50.0

Team Statistics

	Panthers	Texans
First Downs	19	18
Total Net Yards	297	264
Rushes/Net Yards	28/94	22/136
Net Passing	203	128
Pass Attempts/Completions	34/24	34/21
Had Intercepted	0	1
Sacked/Yards Lost	3/29	6/32
Punts/Average	4/39.5	5/51.4
Penalties/Yards	6/35	7/81
Fumbles/Lost	3/3	1/1
Possession Time	30:38	29:22

TEAM NOTES

THE TEXANS...

- ✎ Forced a turnover in their 17th-straight game, which is the longest active streak in the NFL and the second-longest streak in franchise history (23 consecutive games from 2008-11)
- ✎ Forced three turnovers (three fumble recoveries) on three strip-sacks, which marks the third time in franchise history the Texans have recorded three-strip sacks in a game and second time this season (Week 2 vs. Jacksonville)
- ✎ Held the Panthers to 297 total net yards (94 rushing, 203 passing) and 19 first downs (three rushing, 15 passing, one by penalty)
- ✎ Held their opponent scoreless in the third quarter for the third week in a row
- ✎ Recorded a season-long 40-yard run by RB **Duke Johnson** in the second quarter, which marked the longest run for the Texans since **Lamar Miller**'s 97-yard touchdown run in Week 12 of the 2018 season vs. Tennessee
- ✎ Ran for 136 yards on 22 carries (6.2 avg.), which marks the second-most rushing yards and second-highest rushing average in a game this season (Week 1 at New Orleans)

SCORING PLAYS

- ✎ 2nd Quarter – K **Ka'imi Fairbairn** connected on a 37-yard field goal attempt following a 10-play, 66-yard drive (4:35) to tie the game at 3-3
- ✎ 3rd Quarter – QB **Deshaun Watson** scored on a one-yard run to complete a four-play, 18-yard drive (1:48) to tie the game at 10-10 after K **Ka'imi Fairbairn** made the extra point attempt

MISCELLANEOUS NOTES

- ✎ The following five Texans were captains for the game: ILB **Dylan Cole**, CB **Johnathan Joseph**, OLB **Whitney Mercilus**, QB **Deshaun Watson** and DE **J. Watt**
- ✎ The following seven Texans were inactive for the game: TE **Jerrell Adams**, ILB **Tyrell Adams**, CB **Xavier Crawford**, T **Seantrel Henderson**, QB **Alex McGough**, DE **Charles Omenihu** and TE **Logan Paulsen**
- ✎ The following two Texans did not play in the game: C/G **Zach Fulton** and QB **AJ McCarron**
- ✎ Houston won the toss and elected to defer. Carolina received the ball to start the game

INDIVIDUAL PLAYER NOTES

P BRYAN ANGER

- ✎ Punted five times for 257 yards (51.4 avg.), including a 71-yarder, and pinned three punts inside the 20-yard line
- ✎ Tied **Shane Lechler** (71 yards in Week 6 of 2014 vs. Indianapolis) for the longest punt in franchise history

ILB ZACH CUNNINGHAM

- ✎ Led the team with 14 total tackles (eight solo) and had one tackle for loss
- ✎ Set a new single-game career high with 14 total tackles and recorded the most total tackles by a Texans player since **Benardrick McKinney** in Week 3 of the 2016 season at New England (15)
- ✎ Registered his eighth career game with 10-or-more total tackles and second this season (Week 2 vs. Jacksonville)
- ✎ Notched his fourth tackle for loss of the season and the 12th of his NFL career (2017-19)

K KA'IMI FAIRBAIRN

- ✎ Scored four points on one made field goal and one made extra point attempt
- ✎ Passed **Neil Rackers** (259) for fifth on the franchise's all-time scoring list with 260
- ✎ Passed **Neil Rackers** (59) for the third-most field goals made in franchise history with his 60th
- ✎ Connected on a 37-yard field goal attempt in the second quarter to tie the game at 3-3

WR WILL FULLER V

- ✎ Finished with 23 receiving yards on three receptions (7.7 avg.)
- ✎ Has caught at least one pass in all 35 career games, which ties **Andre Johnson** (35 from 2003-07) for the second-longest streak in team history to start a career behind only **DeAndre Hopkins** (99)

WR DEANDRE HOPKINS

- ✎ Led the team with 41 receiving yards on five receptions (8.2 avg.)
- ✎ Owns the ninth-most receptions (552) and 13th-most receiving yards (7,696) through 99 games in NFL history
- ✎ Extended his streak to 99 consecutive games with a reception to start his career, which is the longest streak in franchise history to start a career, the longest active streak in the NFL to start a career and the eighth-longest streak of games with a reception to start a career in the Super Bowl era
- ✎ Extended his streak to 99 consecutive games with a reception, which is the fifth-longest active streak of games with at least one reception in the NFL
- ✎ Extended his streak to 99 consecutive games with a reception, which is the second-longest streak in team history recording at least one reception, trailing **Andre Johnson** (133 games from 2005-14)

RB CARLOS HYDE

- ✎ Ran for a team-high 58 yards on 12 carries (4.8 avg.) and caught four passes for six yards (1.5 avg.)
- ✎ Notched his longest run (25 yards) since Week 14 of the

2017 season at Houston (31 yards)

RB DUKE JOHNSON

- ✎ Ran 56 yards on six carries (9.3 avg.), including a career-long 40-yard run in the second quarter
- ✎ His career-long 40-yard run in the second quarter marked the longest run for the Texans since **Lamar Miller's** 97-yard touchdown run in Week 12 of the 2018 season vs. Tennessee
- ✎ Recorded 22 receiving yards on two receptions (11.0 avg.)

CB JOHNATHAN JOSEPH

- ✎ Finished with three total tackles (three solo) and two passes defended
- ✎ Notched his 49th career game with multiple passes defended, which passes **Asante Samuel** (48) and ties **Ronde Barber** (49) for the most career games with multiple passes defended in NFL history
- ✎ Registered his 29th game with multiple passes defended since joining the Texans in 2011, which is the most in franchise history and tied for the most in the NFL over that span
- ✎ Ranks sixth in NFL history in career passes defended with 187. Joseph leads all active players and leads the NFL since he began his career in 2006 with Cincinnati
- ✎ Leads the NFL in passes defended since he joined the Texans in 2011 with a franchise-record 111 total

ILB BENARDRICK MCKINNEY

- ✎ Finished second on the team with 12 total tackles (five solo), one fumble recovery and one pass defended
- ✎ Recovered a fumble from Panthers QB **Kyle Allen** in the first quarter at the Houston 19-yard line after OLB **Brennan Scarlett** strip-sacked Allen at the Texans' 25-yard line
- ✎ Registered his eighth career game with 10-or-more total tackles and first since Week 12 of 2018 vs. Tennessee
- ✎ Tallied the first fumble recovery of his NFL career (2015-19)
- ✎ Registered his first pass defended of the season and the 11th of his NFL career (2015-19)

OLB WHITNEY MERCILUS

- ✎ Finished with two total tackles (one solo), 1.0 sack, one forced fumble and one quarterback hit
- ✎ Joined **J. Watt** (2018) and **Khalil Mack** (2018) as the only players to record at least 5.0 sacks and four forced fumbles in the first four games of a season since 1993
- ✎ Sacked and forced a fumble on Panthers QB **Kyle Allen** in the second quarter at the Texans' 45-yard line for a loss of 13 yards. DE **Carlos Watkins** recovered the fumble at the Panthers' 46-yard line
- ✎ Recorded a sack in his fourth-consecutive game for the first time in his NFL career. The last player to do it for Houston was **J. Watt** in Weeks 8-12 of the 2018 season
- ✎ Forced a fumble in his third-consecutive game for the first time in his NFL career. The last player to do it for Houston was **J. Watt** in Weeks 2-4 of 2018
- ✎ Recorded his fifth sack of the season and now owns 47.5 in his NFL career (2012-19), which is the third-most in franchise history behind **J. Watt** (95.0) and **Mario Williams** (53.0)
- ✎ Registered his single-season career-high fourth forced fumble of the season and now has 13 in his NFL career
- ✎ Tallied his sixth quarterback hit of the season and now owns 95 in his NFL career

- ✎ Owns 5.0 sacks, four forced fumbles, three tackles for loss, six quarterback hits and one interception in 2019

S JUSTIN REID

- ✎ Tied his single-game career high with 10 total tackles (nine solo) and notched his second career game with 10-or-more total tackles (10 in Week 1 at New Orleans)
- ✎ Set a new single-game career high with nine solo tackles

OLB BRENNAN SCARLETT

- ✎ Finished with two total tackles (one solo), 1.0 sack, one forced fumble and one quarterback hit
- ✎ Sacked and forced a fumble on Panthers QB **Kyle Allen** in the first quarter at the Texans' 25-yard line. ILB **Benardrick McKinney** recovered the fumble at the Houston 19-yard line
- ✎ Recorded his first sack of the season and now has 3.0 sacks in his NFL career (2016-19)
- ✎ Recorded his first forced fumble of the season and the second of his NFL career

DE CARLOS WATKINS

- ✎ Recovered a fumble from Panthers QB **Kyle Allen** in the second quarter at the Panthers' 46-yard line after OLB **Whitney Mercilus** strip-sacked Allen for a loss of 13 yards. It marked Watkins' first career fumble recovery (2017-19)

QB DESHAUN WATSON

- ✎ Completed 21-of-33 passes (63.6 percent) for 160 yards, no touchdowns, no interceptions and a 75.3 rating
- ✎ Ran for 12 yards and one touchdown on three carries (4.0 avg.)
- ✎ Scored on a one-yard run in the third quarter to tie the game at 10-10
- ✎ Became the fastest player to record 50 passing touchdowns and 10 rushing touchdowns in NFL history (27 games)
- ✎ Notched his 10th career rushing touchdown, which is the most by a quarterback in franchise history
- ✎ Logged his third rushing touchdown of the season (Week 1 at New Orleans and Week 2 vs. Jacksonville)

DE J.J. WATT

- ✎ Recorded six total tackles (three solo), 1.0 sack, one forced fumble, one fumble recovery and two quarterback hits
- ✎ Sacked and forced a fumble on Panthers QB **Kyle Allen** for a loss of 16 yards in the second quarter at the Panthers' 25-yard line. Watt also recovered the fumble at the Carolina 18-yard line
- ✎ Now owns a franchise-record 95.0 career sacks since entering the league in 2011 (108 games), which is the second-most in the NFL during that span (**Von Miller**)
- ✎ Tied for the second-most sacks (95.0) through a player's first 108 career games in NFL history, trailing **Reggie White** (111.0 sacks from 1985-92) and tied with **DeMarcus Ware** (95.0 sacks from 2005-11)
- ✎ Remains the NFL's all-time leader in sacks per game (0.88)
- ✎ Tied **Steve McMichael** (95.0) for 42nd on the NFL's all-time sack list
- ✎ Recorded a sack in back-to-back games for the first time since Weeks 14-15 of the 2018 season
- ✎ Registered his 65th career game with multiple quarterback hits, which leads the NFL since 2011 and ranks third in league history

GAME SUMMARIES

- 🏈 Tallied his eighth quarterback hit of the season and leads the NFL in quarterback hits with 252 since 2011
- 🏈 Notched his second fumble recovery of the season and passed **Julius Peppers** (14) for the most in the NFL since 2011
- 🏈 Registered his first forced fumble of the season after setting

- a franchise record and leading the NFL in 2018
- 🏈 Recorded his franchise-record 23rd career forced fumble, which is the third-most in the NFL since 2011

GAME SUMMARIES



WEEK 5

Atlanta Falcons 32, Houston Texans 53
71,787 NRG Stadium Houston, Texas Oct 6, 2019



Atlanta Falcons	7	10	0	15	—	32
Houston Texans	7	9	17	20	—	53

Scoring Drives

TEAM	QTR	TIME	SCORING PLAY	ATL	HOU
Falcons	1	09:03	M. Sanu: 14-yard pass from M. Ryan (M. Bryant kick) (6-66, 2:35)	7	0
Texans	1	04:09	W. Fuller V: 6-yard pass from D. Watson (K. Fairbairn kick) (11-75, 4:54)	7	7
Falcons	2	14:52	M. Bryant: 35-yard FG (10-57, 4:17)	10	7
Texans	2	12:06	W. Fuller V: 33-yard pass from D. Watson (kick failed) (6-60, 2:46)	10	13
Texans	2	04:02	K. Fairbairn: 50-yard FG (10-60, 5:08)	10	16
Falcons	2	00:22	D. Freeman: 9-yard pass from M. Ryan (M. Bryant kick) (11-82, 3:40)	17	16
Texans	3	11:51	C. Hyde: 1-yard run (K. Fairbairn kick) (7-75, 3:09)	17	23
Texans	3	07:37	K. Fairbairn: 26-yard FG (7-59, 2:29)	17	26
Texans	3	01:58	D. Fells: 8-yard pass from D. Watson (K. Fairbairn kick) (6-88, 3:46)	17	33
Falcons	4	11:16	M. Ryan: 1-yard run (7-16, 3:25)	23	33
Texans	4	06:24	D. Fells: 12-yard pass from D. Watson (K. Fairbairn kick) (9-81, 5:00)	25	40
Falcons	4	03:22	C. Ridley: 29-yard pass from M. Ryan (M. Bryant kick) (8-75, 3:02)	32	40
Texans	4	01:51	W. Fuller V: 44-yard pass from D. Watson (K. Fairbairn kick) (6-60, 1:31)	32	47
Texans	4	00:24	T. Gipson Sr.: 79-yard interception return (kick failed)	32	53

Atlanta Falcons

PASSING	ATT	CP	YDS	SK/YD	TD	LG	INT	RTG
Matt Ryan	46	32	330	2/14	3	29	1	102.6
TOTAL	46	32	330	2/14	3	29	1	102.6

RUSHING	ATT	YDS	AVG	LG	TD
Devonta Freeman	11	30	2.7	21	0
Ito Smith	5	19	3.8	11	0
Matt Ryan	3	7	2.3	7	1
Mohamed Sanu	1	1	1.0	1	0
TOTAL	20	57	2.9	21	1

RECEIVING	NO	YDS	AVG	LG	TD
Austin Hooper	6	56	9.3	18	0
Ito Smith	6	45	7.5	10	0
Calvin Ridley	5	88	17.6	29t	1
Devonta Freeman	5	40	8.0	9t	1
Mohamed Sanu	5	42	8.4	14t	1
Julio Jones	3	42	14.0	20	0
Justin Hardy	1	5	5.0	5	0
Russell Gage	1	12	12.0	12	0
TOTAL	32	330	10.3	29	3

TOP DEFENSE	TOT	SOLO	AST	SCK	YDS	INT
Deion Jones	11	6	5	0.0	0.0	0
De'Vondre Campbell	10	8	2	0.0	0.0	0
Ricardo Allen	8	5	3	0.0	0.0	0

FIELD GOALS	FGA/FGM	PERCENT
Matt Bryant	1-1	100.0
TOTAL	1-1	100.0

Houston Texans

PASSING	ATT	CP	YDS	SK/YD	TD	LG	INT	RTG
Deshaun Watson	33	28	426	0/0	5	51	0	158.3
TOTAL	33	28	426	0/0	5	51	0	158.3

RUSHING	ATT	YDS	AVG	LG	TD
Carlos Hyde	21	60	2.9	14	1
Duke Johnson	9	59	6.6	24	0
Deshaun Watson	4	47	11.8	30	0
TOTAL	34	166	4.9	30	1

RECEIVING	NO	YDS	AVG	LG	TD
Will Fuller V	14	217	15.5	44t	3
DeAndre Hopkins	7	88	12.6	29	0
Keke Coutee	3	72	24.0	51	0
Darren Fells	2	20	10.0	12t	2
Duke Johnson	1	8	8.0	8	0
Jordan Akins	1	21	21.0	21	0
TOTAL	28	426	15.2	51	5

TOP DEFENSE	TOT	SOLO	AST	SCK	YDS	INT
Jahleel Addae	10	9	1	0.0	0.0	0
Benardrick McKinney	9	2	7	0.0	0.0	0
Justin Reid	8	3	5	0.0	0.0	0

FIELD GOALS	FGA/FGM	PERCENT
Ka'imi Fairbairn	2-2	100.0
TOTAL	2-2	100.0

Team Statistics

	Falcons	Texans
First Downs	22	31
Total Net Yards	373	592
Rushes/Net Yards	20/57	34/166
Net Passing	316	426
Pass Attempts/Completions	46/32	33/28
Had Intercepted	1	0
Sacked/Yards Lost	2/14	0/0
Punts/Average	5/50.2	1/35.0
Penalties/Yards	7/63	9/89
Fumbles/Lost	1/0	5/1
Possession Time	29:00	31:00

TEAM NOTES

THE TEXANS...

- ✔ Scored the second-most points in a game (53) in franchise history and scored over 50 points for just the second time (57 points in Week 4 of 2017 vs. Tennessee)
- ✔ Scored on every possession after the first drive of the game besides a 22-second drive to end the first half
- ✔ Posted the second-most total net yards (592) in a game in franchise history and most since Week 11 of the 2012 season vs. Jacksonville (653)
- ✔ Notched the third-most net passing yards (426) in a game in team history trailing Week 11 of 2012 vs. Jacksonville (504) and Week 2 of 2010 at Washington (468)
- ✔ Tallied 31 total first downs (11 rushing, 18 passing, two by penalty), which marks the third-most first downs gained in a game in team history trailing Week 4 of 2017 vs. Tennessee (33) and Week 11 of 2012 vs. Jacksonville (39)
- ✔ Did not allow a sack in the game for the second time in QB **Deshaun Watson's** career (Week 8 of 2018 vs. Miami)
- ✔ Converted 10-of-13 third-down attempts (77 percent), 4-of-5 redzone attempts (80 percent) and 3-of-3 goal-to-go attempts (100 percent)
- ✔ Forced a turnover in their 18th-straight game, which is the longest active streak in the NFL and the second-longest streak in franchise history (23 consecutive games from 2008-11)
- ✔ Forced a fumble in their eighth game in a row, dating back to Week 14 of 2018 vs. Indianapolis
- ✔ Recorded two team sacks and now have 15 sacks this season, which ties for the most through Week 5 in franchise history (2011 and 2012)
- ✔ Tied for the fourth-most points scored in the fourth quarter of a game since 2014 (scored 21 three times)
- ✔ Held the Falcons to just 57 rushing yards on 20 carries (2.9 avg.)
- ✔ Won the time of possession battle 31:00 to 29:00
- ✔ Held their opponent scoreless in the third quarter for the fourth week in a row
- ✔ Earned their first win against Atlanta since Week 13 of the 2011 season and improved their record to 3-2 against the Falcons in team history
- ✔ Earned their first win against the NFC South since 2015 and improved their record to 10-8 vs. the NFC South all-time
- ✔ Start the season with a 3-2 record for the sixth time, which marks the second-best record through Week 5 in team history (5-0 in 2012) and ties for the best start under Head Coach **Bill O'Brien** (3-2 in 2014 & 2016)

SCORING PLAYS

- ✔ 1st Quarter – WR **Will Fuller V** caught a six-yard touchdown pass from QB **Deshaun Watson** to complete an 11-play, 75-yard drive (4:54) and tie the game at 7-7 after K **Ka'imi Fairbairn** made the extra point attempt
- ✔ 2nd Quarter – WR **Will Fuller V** caught a 33-yard touchdown pass from QB **Deshaun Watson** to finish off a six-play, 60-yard drive (2:46) and give Houston a 13-10 lead. K **Ka'imi Fairbairn** missed the extra point attempt
- ✔ 2nd Quarter – K **Ka'imi Fairbairn** made a 50-yard field goal attempt following a 10-play, 60-yard drive (5:08) to extend the Texans' lead to 16-10
- ✔ 3rd Quarter – RB **Carlos Hyde** scored on a one-yard

touchdown run to finish off a seven-play, 75-yard drive (3:09) to give Houston a 23-17 lead after K **Ka'imi Fairbairn** made the extra point attempt

- ✔ 3rd Quarter – K **Ka'imi Fairbairn** connected on a 26-yard field goal attempt to complete a seven-play, 59-yard drive (2:29) and extend Houston's lead to 26-17
- ✔ 3rd Quarter – TE **Darren Fells** caught an eight-yard touchdown pass from QB **Deshaun Watson** to finish off a six-play, 88-yard drive (3:46) and extend the Texans' lead to 33-17 after K **Ka'imi Fairbairn** made the extra point
- ✔ 4th Quarter – TE **Darren Fells** caught a 12-yard touchdown pass from QB **Deshaun Watson** to cap off a nine-play, 81-yard drive (5:00) and extend the Texans' lead to 40-25 after K **Ka'imi Fairbairn** made the extra point
- ✔ 4th Quarter – WR **Will Fuller V** caught a 44-yard touchdown pass from QB **Deshaun Watson** to complete a six-play, 60-yard drive (1:31) and extend Houston's lead to 47-32 after K **Ka'imi Fairbairn** made the extra point
- ✔ 4th Quarter – S **Tashaun Gipson Sr.** intercepted a pass from Falcons QB **Matt Ryan** and returned it 79 yards for a touchdown to extend the Texans' lead to 53-32. K **Ka'imi Fairbairn** missed the extra point attempt

MISCELLANEOUS NOTES

- ✔ The following four Texans were captains for the game: ILB **Dylan Cole**, CB **Johnathan Joseph**, QB **Deshaun Watson** and DEJ. **Watt**
- ✔ The following seven Texans were inactive for the game: ILB **Tyrell Adams**, CB **Xavier Crawford**, C/G **Greg Mancz**, QB **Alex McGough**, TE **Logan Paulsen**, WR **Kenny Stills** and DE **Carlos Watkins**
- ✔ The following player did not play in the game for the Texans: QB **AJ McCarron**
- ✔ Houston won the toss and elected to defer. Atlanta received the ball to start the game

INDIVIDUAL PLAYER NOTES

S JAHLEEL ADDAE

- Recorded a team-high 10 total tackles (nine solo) and one special teams tackle
- Tied for the second-most total tackles in game in his NFL career, trailing Week 4 of 2017 vs. Philadelphia (11)

WR KEKE COUTEE

- Finished with a season-high 72 receiving yards on three receptions (24.0 avg.), including a career-long 51-yard catch

K KA'IMI FAIRBAIRN

- Scored 11 points on two made field goal attempts and five made extra point attempts
- Passed **Randy Bullock** (61) for the second-most career field goals made in franchise history
- Made a 50-yard field goal attempt in the second quarter to extend the Texans' lead to 16-10
- Connected on a 26-yard field goal attempt in the third quarter to extend Houston's lead to 26-17

TE DARREN FELLS

- Finished with 20 receiving yards and two touchdowns on two receptions (10.0 avg.)
- Caught a 12-yard touchdown pass from QB **Deshaun Watson** in the fourth quarter to extend the lead to 40-25
- Caught an eight-yard touchdown pass from QB **Deshaun Watson** in the third quarter to extend the lead to 33-17
- Tallied his second and third touchdown receptions as a member of the Texans and now has 13 in his NFL career
- Tied his single-game career high with two receiving touchdowns (2014-19)
- Posted his second career game with multiple receiving touchdowns and first since Week 5 of 2017 vs. Carolina (two)

WR WILL FULLER V

- Finished with 217 receiving yards and three touchdowns on 14 receptions (15.5 avg.)
- Joined **Jimmy Smith** (Week 2 of 2000), **Jerry Rice** (Week 16 of 1995) and **Steve Largent** (Week 6 of 1987) as the only players to record at least 14 receptions, 200 receiving yards and three touchdowns in a game in NFL history
- Became the first player with 200 receiving yards in a game this season and tied **Amari Cooper** (10 receptions for 217 yards and three touchdowns in Week 14 last year) for the most in a game over the last two seasons
- Tied for the most receptions in a game in franchise history with **Andre Johnson** in Week 11 of 2012 vs. Jacksonville
- Posted the fifth-most receiving yards by a player in a game in franchise history with 217
- Tied **DeAndre Hopkins** (2017) and **Andre Johnson** (2013) for most touchdown receptions in a game in team history
- Set his single-game career high in receptions (14), receiving yards (217) and receiving touchdowns (three)
- Caught a 44-yard touchdown pass from QB **Deshaun Watson** in the fourth quarter to extend Houston's lead to 47-32
- Caught a 33-yard touchdown pass from QB **Deshaun Watson** in the second quarter to give Houston a 13-10 lead

- Caught a six-yard touchdown pass from QB **Deshaun Watson** in the first quarter to tie the game at 7-7
- Recorded his first three touchdown receptions of the season and now has 16 in his NFL career (2016-19)
- Notched his fourth career game with multiple touchdown receptions and first since Week 8 of 2017 at Seattle
- Tallied his 14th touchdown reception in 16 games played with QB **Deshaun Watson**
- Eclipsed 100 receiving yards for the first time this season and seventh time in his NFL career. Fuller's last game with 100-or-more receiving yards was Week 8 of the 2018 season vs. Miami
- Became the first Texans player to record 100 receiving yards and two touchdowns in the first half of a game since **Andre Johnson** had 190 yards and three touchdowns in the first half of Week 9 of the 2013 season vs. Indianapolis
- Registered 100 receiving yards in the first half, becoming the first Texans player to record 100-or-more receiving yards in the first half a game since WR **DeAndre Hopkins** in Week 15 of the 2018 season at the N.Y. Jets
- Has caught at least one pass in all 36 career games, which passes **Andre Johnson** (35 from 2003-07) for the second-longest streak in team history to start a career behind only **DeAndre Hopkins** (100)

S TASHAUN GIPSON SR.

- Recorded three total tackles (two solo), one interception, one pass defended and one quarterback hit
- Intercepted a pass from Falcons QB **Matt Ryan** in the fourth quarter and returned it 79 yards for a touchdown
- Notched his third career pick-six and first since Week 2 of the 2014 season vs. New Orleans
- His 79-yard interception returned for a touchdown marks the longest of his NFL career, the seventh-longest in franchise history and the longest by any player in the NFL this season
- Tallied his first interception of the season and the 21st of his NFL career
- Logged his third pass defended and second quarterback hit of the season

WR DEANDRE HOPKINS

- Finished with 88 receiving yards on seven receptions (12.6 avg.)
- Owns the ninth-most receptions (559) and 14th-most receiving yards (7,784) through 100 games in NFL history
- Became the 14th player in franchise history to appear in 100 career games with the team
- Extended his streak to 100 consecutive games with a reception to start his career, which is the longest streak in franchise history to start a career, the longest active streak in the NFL to start a career and the eighth-longest streak of games with a reception to start a career in the Super Bowl era
- Extended his streak to 100 consecutive games with a reception, which is the fifth-longest active streak of games with at least one reception in the NFL
- Extended his streak to 100 consecutive games with a reception, which is the second-longest streak in team history recording at least one reception, trailing **Andre Johnson** (133 games from 2005-14)

RB CARLOS HYDE

- Ran for a game-high 60 yards and one touchdown on 21

carries (2.9 avg.)

- ✎ Scored a touchdown on a one-yard run in the third quarter to give Houston a 23-17 lead
- ✎ Tallied his second touchdown as a member of the Texans and now has 28 rushing touchdowns in his NFL career

RB DUKE JOHNSON

- ✎ Ran for 59 yards on nine carries (6.6 avg.) and caught one pass for eight yards (8.0 avg.)

CB JOHNATHAN JOSEPH

- ✎ Finished with six total tackles (five solo) and one pass defended
- ✎ Ranks sixth in NFL history in career passes defended with 188. Joseph leads all active players and leads the NFL since he began his career in 2006 with Cincinnati
- ✎ Leads the NFL in passes defended since he joined the Texans in 2011 with a franchise-record 112 total
- ✎ Owns 32 total tackles this season, which is the second-most through Week 5 since joining the Texans in 2011 (35 total tackles in Weeks 1-5 of the 2014 season)

ILB BENARDRICK MCKINNEY

- ✎ Finished second on the team with nine total tackles (two solo)
- ✎ Leads the AFC in total tackles since 2016 with 370 total tackles
- ✎ Owns 41 total tackles this season, which is the second-most through Week 5 in his NFL career (48 total tackles in Weeks 1-5 of the 2016 season)

OLB WHITNEY MERCILUS

- ✎ Finished with four total tackles (two solo), two tackles for loss and one quarterback hit
- ✎ Posted the second game with multiple tackles for loss this season and the 16th of his career, which ranks third in team history behind **J. Watt** (43) and **Jadeveon Clowney** (17)
- ✎ Notched his fourth and fifth tackle for loss of the season and now has 59 in his NFL career
- ✎ Tallied his seventh quarterback hit of the season and now owns 96 in his NFL career

DE/NT D.J. READER

- ✎ Finished with four total tackles (three solo), 1.0 sack, one tackle for loss and one quarterback hit
- ✎ Sacked Falcons QB **Matt Ryan** for a loss of five yards in the third quarter
- ✎ Has set a single-season career high with 2.5 sacks this season and owns 6.5 sacks in his NFL career (2016-19)
- ✎ Has already posted the second-most quarterback hits (four) and tackles for loss (four) in a single season in his NFL career. Reader owns 15 career quarterback hits and 14 career tackles for loss

S JUSTIN REID

- ✎ Finished third on the team with eight total tackles (three solo)
- ✎ Owns 41 total tackles this season, which is more than double what he had as a rookie through Week 5 (20)

CB BRADLEY ROBY

- ✎ Finished with seven total tackles (six solo), one pass defended and one forced fumble
- ✎ Notched his second pass defended and first forced fumble of the season

QB DESHAUN WATSON

- ✎ Completed 28-of-33 passes (84.8 percent) for 426 yards, five touchdowns, no interceptions and a 158.3 rating
- ✎ Ran for 47 yards on four carries (11.8 avg.)
- ✎ Became the first player to throw for at least 400 yards and five touchdowns with five-or-fewer incompletions in a single game in NFL history
- ✎ Became the third quarterback since 1950 to post at least 400 passing yards, five passing touchdowns and a 158.3 passer rating, joining **Nick Foles** (2003) and **Jared Goff** (2018)
- ✎ Recorded his third career game with five-or-more touchdown passes and no interceptions, which makes him the fastest player in NFL history to record three games with five touchdown passes and no interceptions (28 games). In fact, the next fastest player to record three-or-more games with five touchdown passes and no interceptions was **Peyton Manning**, who accomplished the feat in his 99th career game
- ✎ Notched his third career game with five-or-more touchdown passes (Week 5 of 2017 and Week 8 of 2018), which ties for the most in the NFL since 2000 (**Daunte Culpepper** and **Peyton Manning**). No other player in NFL history has recorded three games with five-or-more touchdown passes within their first 28 career games
- ✎ Posted the highest quarterback rating by a player in a game in franchise history (158.3)
- ✎ Set a single-game career high with 426 passing yards and notched his second career game with at least 400 passing yards (Week 8 of 2017 at Seattle). Only **Matt Schaub** has more games in team history with 400 passing yards (four)
- ✎ Threw for the third-most passing yards in a game in franchise history and the most since **Matt Schaub** in Week 11 of the 2012 season vs. Jacksonville (527)
- ✎ Completed a 44-yard pass to WR **Will Fuller V** in the fourth quarter to complete a six-play, 60-yard drive (1:31) and extend the Texans' lead to 47-32
- ✎ Threw a 12-yard touchdown pass to TE **Darren Fells** in the fourth quarter to cap off a nine-play, 81-yard drive (5:00) and extend the Texans' lead to 40-25
- ✎ Completed an eight-yard touchdown pass to TE **Darren Fells** in the third quarter to finish off a six-play, 88-yard drive (3:46) and extend the Texans' lead to 33-17
- ✎ Threw a 33-yard touchdown pass to WR **Will Fuller V** to finish off a six-play, 60-yard drive (2:46) in the second quarter and give Houston a 13-10 lead
- ✎ Completed a six-yard touchdown pass to WR **Will Fuller V** to complete an 11-play, 75-yard drive (4:54) in the first quarter and tie the game at 7-7
- ✎ Threw his seventh, eighth, ninth, 10th and 11th touchdown passes of the season and now has 56 in his career
- ✎ Notched his longest run of the season on a 30-yard carry in the third quarter
- ✎ Eclipsed 7,000 career passing yards in his 28th career game. Only **Kurt Warner** (1998-00), **Dan Marino** (1983-84) and **Marc Bulger** (2002-04) have reached 7,000 career passing yards in fewer games in NFL history
- ✎ Notched his fifth career game with four-or-more touchdown passes and first since Week 8 of 2018 vs. Miami (five)
- ✎ Recorded his eighth career game with three-or-more

touchdown passes and third this season (Week 1, 3). Watson already has the second-most games with three touchdown passes in team history (**Matt Schaub**, 12 from 2008-13)

- Recorded his third game with multiple touchdown passes this season and the 16th of his NFL career, which marks the second-most in franchise history behind **Matt Schaub** (40 from 2007-13)
- Tied **Aaron Brooks** (16 from 2000-02), **Marcus Mariota** (16 from 2015-16) and **Russell Wilson** (16 from 2012-13) for the fifth-most games with multiple touchdown passes within a player's first 28 career games in NFL history
- Registered his ninth career game with 300-or-more passing yards, which is the second-most in franchise history behind **Matt Schaub** (27)
- Tied **Marc Bulger** (nine from 2002-04), **Jeff Garcia** (nine from 1999-00) and **Jared Goff** (nine from 2017-18) for the fifth-most 300-yard passing games (nine) within a player's first 28 career games in NFL history
- Threw his 14th touchdown pass to WR **Will Fuller V** in 16 games played together
- Owns 56 career passing touchdowns through 28 career games, which is the fourth-most in NFL history, trailing **Dan Marino** (68 from 1983-84), **Kurt Warner** (62 from 1998-00) and **Patrick Mahomes** (60 from 2017-19)
- Owns 7,228 career passing yards through 28 career games, which is the fifth-most in NFL history, trailing **Kurt Warner** (7,821 from 1998-00), **Dan Marino** (7,453 from 1983-85), **Marc Bulger** (7,361 from 2002-04) and **Matthew Stafford** (7,320 from 2009-11)

DE J.J. WATT

- Recorded three total tackles (two solo), 1.0 sack, one tackle for loss, five quarterback hits and one pass defended

- Sacked Falcons QB **Matt Ryan** for a loss of nine yards in the fourth quarter
- Now owns a franchise-record 96.0 career sacks since entering the league in 2011 (109 games), which is the second-most in the NFL during that span (**Von Miller**)
- Owns the second-most sacks (96.0) through a player's first 109 career games in NFL history, trailing only **Reggie White** (113.0 sacks from 1985-92)
- Remains the NFL's all-time leader in sacks per game (0.88)
- Passed **Steve McMichael** (95.0) and **Robert Porcher** (95.5) for 41st on the NFL's all-time sack list
- Recorded a sack in three-consecutive games for the first time since Weeks 8-12 of the 2018 season
- Registered his second game with five-or-more quarterback hits this season (Week 3 at the L.A. Chargers) and the 15th of his career, which is the most in NFL history
- Posted his 43rd career game with three-or-more quarterback hits, which is the most in NFL history, and 24th game with four-or-more quarterback hits, which is also the most in NFL history
- Registered his 66th career game with multiple quarterback hits, which leads the NFL since 2011 and ties **DeMarcus Ware** (66) for the second-most games with multiple quarterback hits in NFL history
- Notched his third tackle for loss of the season and leads the NFL in tackles for loss with 157 since 2011
- Tallied his 13th quarterback hit of the season and leads the NFL in quarterback hits with 257 since 2011
- Notched his first pass defended of the season and passed **Phillip Daniels** (51) for the sixth-most passes defended (52) by a defensive lineman in NFL history
- Tied **Kevin Walter** (109 from 2006-12) for the ninth-most games played in franchise history

GAME SUMMARIES



WEEK 6

Houston Texans 31, Kansas City Chiefs 24

73,323 Arrowhead Stadium Kansas City, Mo. Oct 13, 2019



Houston Texans	3	20	0	8	—	31
Kansas City Chiefs	17	0	7	0	—	24

Scoring Drives

TEAM	QTR	TIME	SCORING PLAY	HOU	KC
Chiefs	1	11:42	T. Hill: 46-yard pass from P. Mahomes (H. Butker kick) (6-91, 3:18)	0	7
Chiefs	1	10:19	H. Butker: 41-yard FG (4-5, 1:17)	0	10
Texans	1	05:46	K. Fairbairn: 44-yard FG (12-49, 4:33)	3	10
Chiefs	1	01:28	D. Williams: 14-yard pass from P. Mahomes (H. Butker kick) (9-90, 4:18)	3	17
Texans	2	12:15	D. Johnson: 11-yard pass from D. Watson (kick failed) (10-75, 4:13)	9	17
Texans	2	03:06	C. Hyde: 2-yard run (K. Fairbairn kick) (12-80, 5:36)	16	17
Texans	2	00:16	D. Watson: 3-yard run (K. Fairbairn kick) (1-3, 0:07)	23	17
Chiefs	3	06:30	T. Hill: 6-yard pass from P. Mahomes (H. Butker kick) (10-64, 4:25)	23	24
Texans	4	06:17	D. Watson: 1-yard run (12-93, 8:32)	29	24

Houston Texans

PASSING	ATT	CP	YDS	SK/YD	TD	LG	INT	RTG
Deshaun Watson	42	30	280	0/0	1	23	2	77.5
TOTAL	42	30	280	0/0	1	23	2	77.5

RUSHING	ATT	YDS	AVG	LG	TD
Carlos Hyde	26	116	4.5	26	1
Deshaun Watson	10	42	4.2	10	2
Duke Johnson	5	34	6.8	15	0
TOTAL	41	192	4.7	26	3

RECEIVING	NO	YDS	AVG	LG	TD
DeAndre Hopkins	9	55	6.1	18	0
Darren Fells	6	69	11.5	18	0
Will Fuller V	5	44	8.8	12	0
Keke Coutee	4	39	9.8	23	0
Jordan Akins	3	39	13.0	23	0
Duke Johnson	2	20	10.0	11t	1
Carlos Hyde	1	14	14.0	14	0
TOTAL	30	280	9.3	23	1

TOP DEFENSE	TOT	SOLO	AST	SCK	YDS	INT
Tashaun Gipson Sr.	5	3	2	0.0	0.0	1
Zach Cunningham	5	3	2	0.0	0.0	0
Benardrick McKinney	4	3	1	0.0	0.0	0

FIELD GOALS	FGA/FGM	PERCENT
Ka'imi Fairbairn	2-1	50.0
TOTAL	2-1	50.0

Kansas City Chiefs

PASSING	ATT	CP	YDS	SK/YD	TD	LG	INT	RTG
Patrick Mahomes	35	19	273	1/17	3	52	1	96.5
TOTAL	35	19	273	1/17	3	52	1	96.5

RUSHING	ATT	YDS	AVG	LG	TD
LeSean McCoy	8	44	5.5	17	0
Damien Williams	1	6	6.0	6	0
De'Anthony Thomas	1	4	4.0	4	0
Patrick Mahomes	1	-1	-1.0	-1	0
TOTAL	11	53	4.8	17	0

RECEIVING	NO	YDS	AVG	LG	TD
Tyreek Hill	5	80	16.0	46t	2
Mecole Hardman	4	45	11.3	14	0
Travis Kelce	4	58	14.5	18	0
Byron Pringle	2	24	12.0	19	0
LeSean McCoy	2	0	0.0	4	0
Damien Williams	1	14	14.0	14t	1
Darrel Williams	1	52	52.0	52	0
TOTAL	19	273	14.4	52	3

TOP DEFENSE	TOT	SOLO	AST	SCK	YDS	INT
Tyrann Mathieu	10	10	0	0.0	0.0	0
Charvarius Ward	8	7	1	0.0	0.0	1
Darron Lee	8	5	3	0.0	0.0	0

FIELD GOALS	FGA/FGM	PERCENT
Harrison Butker	2-1	50.0
TOTAL	2-1	50.0

Team Statistics

	Texans	Chiefs
First Downs	35	20
Total Net Yards	472	309
Rushes/Net Yards	41/192	11/53
Net Passing	280	256
Pass Attempts/Completions	42/30	35/19
Had Intercepted	2	1
Sacked/Yards Lost	0/0	1/17
Punts/Average	0/0.0	2/59.5
Penalties/Yards	10/70	11/79
Fumbles/Lost	1/1	1/1
Possession Time	39:48	20:12

TEAM NOTES

THE TEXANS...

- ✔ Won the time of possession battle 39:48 to 20:12, which marks the highest time of possession by an opponent in a non-overtime game at Arrowhead Stadium ever
- ✔ Forced a turnover in their 19th-straight game, which is the longest active streak in the NFL and the second-longest streak in franchise history (23 consecutive games from 2008-11)
- ✔ Gained 35 total first downs (12 rushing, 20 passing, three by penalty) and gained over 30 first downs in back-to-back games for the first time in team history
- ✔ Gained 472 total net yards (192 rushing, 280 passing) and recorded back-to-back games with over 450 total yards for the first time since Weeks 4-5 of the 2018 season and the third time in team history (2012)
- ✔ Did not allow a sack in back-to-back games for the first time since Weeks 1-2 of the 2014 season
- ✔ Did not allow a sack in the game for the second week in a row and the third time in QB **Deshaun Watson's** career (Week 8 of 2018 vs. Miami)
- ✔ Forced a fumble in their ninth game in a row, dating back to Week 14 of 2018 vs. Indianapolis
- ✔ Forced two turnovers (one fumble recovery and one interception) and recorded the first interception against the Chiefs this season
- ✔ Held the Chiefs to 309 total net yards (53 rushing, 256 passing) and 20 first downs (five rushing, 11 passing, four by penalty)
- ✔ Gained 192 rushing yards on 41 carries (4.7 avg.) while holding the Chiefs to 53 rushing yards on 11 carries
- ✔ Converted 5-of-12 third-down attempts (42 percent), 2-of-3 fourth down attempts (67 percent), 4-of-6 red zone attempts (67 percent) and 3-of-4 goal-to-go attempts (75 percent)
- ✔ Gained 17 first downs (five rushing, 11 passing, one by penalty) in the first half, which marks the second-most under Head Coach **Bill O'Brien** (2014-19). Houston had 19 first downs in the first half for in Week 4 of 2017 vs. Tennessee
- ✔ Recorded 1.0 sack and now have 16 sacks this season, which ties the 2016 season (16) for the third-most through Week 6 in franchise history (17 in 2011 and 2012)
- ✔ Improved their record to 34-3 when leading at halftime under Head Coach **Bill O'Brien** (2014-19). Houston's 91.89 winning percentage when leading at the half is tied for the second-best in the NFL over that span
- ✔ Earned their first win against Kansas City since Week 2 of 2016 and improved their record to 5-5 against the Chiefs in team history
- ✔ Earned their third-consecutive win against an AFC West opponent (Week 9 of 2018 at Denver & Week 3 of 2019 at the L.A. Chargers) and improved their all-time record vs. the AFC West to 16-18
- ✔ Start the season with a 4-2 record for the third time in team history (2010, 2016), trailing only the 2012 season (5-1) for the best start in franchise history

SCORING PLAYS

- ✔ 1st Quarter – K **Ka'imi Fairbairn** made a 44-yard field goal attempt following a 12-play, 49-yard drive (4:33) to cut the Chiefs' lead to 10-3
- ✔ 2nd Quarter – RB **Duke Johnson** caught an 11-yard touchdown pass from QB **Deshaun Watson** to complete a 10-

- play, 75-yard drive (4:13) to cut the Kansas City lead to 17-9. K **Ka'imi Fairbairn** missed the extra point attempt
- ✔ 2nd Quarter – RB **Carlos Hyde** scored on a two-yard run to finish off a 12-play, 80-yard drive (5:36) and cut the Chiefs' lead to 17-16 after K **Ka'imi Fairbairn** made the extra point attempt
- ✔ 2nd Quarter – QB **Deshaun Watson** scored on a three-yard run on the first play after DE **Charles Omenihu** strip-sacked QB **Patrick Mahomes** and ILB **Benadrick McKinney** recovered the loose ball. K **Ka'imi Fairbairn** made the extra point attempt to give Houston a 23-17 lead
- ✔ 4th Quarter – QB **Deshaun Watson** scored on one-yard run to cap off a 12-play, 93-yard drive (8:32) and extend the Texans' lead to 31-24 after Watson completed the two-point conversion attempt to WR **DeAndre Hopkins**

MISCELLANEOUS NOTES

- ✔ The following four Texans were captains for the game: ILB **Dylan Cole**, ILB **Benadrick McKinney**, QB **Deshaun Watson** and DE **J. Watt**
- ✔ The following seven Texans were inactive for the game: ILB **Tyrell Adams**, CB **Johnathan Joseph**, RB **Taiwan Jones**, C/G **Greg Mancz**, QB **Alex McGough**, TE **Logan Paulsen** and WR **Kenny Stills**
- ✔ The following two Texans players did not play in the game for the Texans: S **Mike Adams** and QB **AJ McCarron**
- ✔ Houston won the toss and elected to defer. Kansas City received the ball to start the game

INDIVIDUAL PLAYER NOTES

ILB ZACH CUNNINGHAM

- ✔ Tied for the team lead with five total tackles (three solo)
- ✔ Owns 44 total tackles this season, which is the second-most through Week 6 in his NFL career (50 in 2018)

K KA'IMI FAIRBAIRN

- ✔ Scored five points on one made field goal and two made extra point attempts
- ✔ Made a 44-yard field goal attempt in the first quarter to cut the Chiefs' lead to 10-3
- ✔ Ranks fifth in franchise history in career points scored with 276 and second in field goals made with 63

TE DARREN FELL

- ✔ Finished with 69 receiving yards on six receptions (11.5 avg.)
- ✔ Set a new single-game career high with six receptions, which marks his second career game and second game this season with at least five receptions (Week 3 at the L.A. Chargers)
- ✔ Posted the second most receiving yards in a game in his career (82 in Week 1 of 2015 vs. New Orleans)

WR WILL FULLER V

- ✔ Finished with 44 receiving yards on five receptions (8.8 avg.)
- ✔ Extended his streak to 37 consecutive games with a reception to start his career, which is the second-longest streak in franchise history to start a career behind **DeAndre Hopkins** (101)
- ✔ Extended his streak to 37 consecutive games with a reception, which ties **Arian Foster** (37 from 2010-12) for the

fourth-longest reception streak in team history

S TASHAUN GIPSON SR.

- ✎ Tied for the team lead with five total tackles (three solo), one interception and one pass defended
- ✎ Notched an interception in back-to-back games for the first time since Weeks 8-9 of the 2014 season
- ✎ Tallied his second interception of the season and the 22nd of his NFL career
- ✎ Logged his fourth pass defended of the season and now owns 43 in his NFL career (2012-19)
- ✎ Is one of six players to record at least 400 total tackles and 20 interceptions since entering the NFL in 2012, joining **Janoris Jenkins**, **Reggie Nelson**, **Earl Thomas III**, **Glover Quin** and **Harrison Smith**

WR DEANDRE HOPKINS

- ✎ Finished with 55 receiving yards on nine receptions (6.1 avg.)
- ✎ Caught a two-point conversion attempt from QB **Deshaun Watson** in the fourth quarter to extend the lead to 31-24
- ✎ Owns the seventh-most receptions (568) and 14th-most receiving yards (7,839) through 101 games in NFL history
- ✎ Has recorded at least five receptions in every game this season and nine games in a row dating back to Week 15 of the 2018 season, which marks the second-longest active streak in the NFL (**Michael Thomas**, 11)
- ✎ Extended his streak to 101 consecutive games with a reception to start his career, which is the longest streak in franchise history to start a career, the longest active streak in the NFL to start a career and ties **Randy Moss** (1998-2004) for the seventh-longest streak of games with a reception to start a career in the Super Bowl era
- ✎ Extended his streak to 101 consecutive games with a reception, which is the fifth-longest active streak of games with at least one reception in the NFL
- ✎ Extended his streak to 101 consecutive games with a reception, which is the second-longest reception streak in team history, trailing **Andre Johnson** (133 games from 2005-14)

RB CARLOS HYDE

- ✎ Ran for a season-high and game-high 116 yards and one touchdown on 26 carries (4.5 avg.)
- ✎ Scored on a two-yard run in the second quarter to cut the Kansas City lead to 17-16
- ✎ Notched a rushing touchdown in back-to-back games for the first time since Weeks 3-4 of the 2018 season
- ✎ Tallied his third touchdown as a member of the Texans and now has 29 rushing touchdowns in his NFL career
- ✎ Posted a 26-yard rush in the third quarter, which marks his longest run since Week 14 of the 2017 season (31 yards)
- ✎ Recorded his fifth career 100-yard rushing game and first since Week 2 of the 2017 season at Seattle (124)

RB DUKE JOHNSON

- ✎ Ran for 34 yards on five carries (6.8 avg.) and caught two passes for 20 yards (10.0 avg.) and one touchdown
- ✎ Caught an 11-yard touchdown pass from QB **Deshaun Watson** in the second quarter to cut the Chiefs' lead to 17-9
- ✎ Scored his first touchdown as a member of the Texans and tallied the ninth touchdown reception of his NFL career

- ✎ Owns the second-most receiving yards (2,275) and tied for the 10th-most receiving touchdowns (nine) among running backs in the NFL since entering the league in 2015

ILB BENARDRICK MCKINNEY

- ✎ Finished with four total tackles (three solo) and one fumble recovery
- ✎ Recovered a fumble by Chiefs QB **Patrick Mahomes** in the second quarter at the Chiefs' three-yard line after DE **Charles Omenihu** sacked and forced a fumble at the Kansas City 13-yard line
- ✎ Registered his second fumble recovery of the season (Week 4) and of his NFL career (2015-19)
- ✎ Leads the AFC in total tackles since 2016 with 374 total tackles
- ✎ Owns 45 total tackles this season, which is the second-most through Week 6 in his NFL career (60 total tackles in Weeks 1-6 of the 2016 season)

DE CHARLES OMENIHU

- ✎ Sacked and forced a fumble on Chiefs QB **Patrick Mahomes** in the second quarter at the Kansas City 13-yard line for a loss of 17 yards that was recovered by ILB **Benardrick McKinney** at the Chiefs' three-yard line
- ✎ Registered his second sack and forced fumble of the season after recording a strip-sack in Week 2 vs. Jacksonville

DE/NT D.J. READER

- ✎ Finished with three total tackles (three solo) and one tackle for loss
- ✎ Tied his single-season career high with his fifth tackle for loss this season (had five in 2018) and now has 15 tackles for loss in his NFL career (2016-19)

CB BRADLEY ROBY

- ✎ Finished with one total tackle (one solo) and two passes defended
- ✎ Registered his first game with multiple passes defended this season and now owns 17 in his NFL career, which ties **Aqib Talib** (10) for the 10th-most games with multiple passes defended since entering the NFL in 2014
- ✎ Notched his fourth pass defended of the season and now has 64 in his NFL career

QB DESHAUN WATSON

- ✎ Completed 30-of- 42 passes (71.4 percent) for 280 yards, one touchdown, two interceptions and a 77.5 rating
- ✎ Ran for 42 yards and two touchdowns on 10 carries (4.2 avg.)
- ✎ Scored on one-yard run in the fourth quarter to extend the Texans' lead to 31-24 after Watson
- ✎ Completed a two-point conversion attempt to WR **DeAndre Hopkins** following his fourth quarter rushing touchdown
- ✎ Scored on a three-yard run in the second quarter to give Houston a 23-17 lead
- ✎ Completed an 11-yard touchdown pass to RB **Duke Johnson** to complete a 10-play, 75-yard drive (4:13) and cut the Kansas City lead to 17-9
- ✎ Tallied his second career game with multiple rushing touchdowns and first since Week 16 of 2018 at Philadelphia
- ✎ Passed **David Carr** for the most career games with multiple rushing touchdowns among quarterbacks in team history

GAME SUMMARIES

- ✦ Threw his 12th touchdown passes of the season and now has 57 in his career
- ✦ Logged his fourth rushing touchdown of the season (Week 1, Week 2 and Week 4)
- ✦ Eclipsed 7,500 career passing yards in his 29th career game, which ties for the second-fastest in NFL history behind only **Kurt Warner** (27 games)
- ✦ Registered his sixth career game with at least one passing touchdown and one rushing touchdown, which ties **Josh Allen** for the second-most games with a passing and a rushing touchdown in the NFL since 2017 (**Dak Prescott**, 10)
- ✦ Notched his 11th career rushing touchdown, which is the most by a quarterback in franchise history
- ✦ Owns 57 career passing touchdowns through 29 career games, which is the fifth-most in NFL history, trailing **Dan Marino** (70 from 1983-85), **Patrick Mahomes** (64 from

2017-19), **Kurt Warner** (63 from 1998-01) and **Matthew Stafford** (60 from 2009-11)

- ✦ Owns 7,508 career passing yards through 29 career games, which is the fifth-most in NFL history, trailing **Kurt Warner** (8,129 from 1998-01), **Matthew Stafford** (7,840 from 2009-11) **Dan Marino** (7,782 from 1983-85) and **Marc Bulger** (7,656 from 2002-04)

DE J.J. WATT

- ✦ Recorded two total tackles (one solo) and one quarterback hit
- ✦ Tallied his NFL-leading 14th quarterback hit of the season and leads the league with 258 since 2011
- ✦ Passed **Kevin Walter** (109 from 2006-12) for the ninth-most games played in franchise history

GAME SUMMARIES



23

WEEK 7

Houston Texans 23, Indianapolis Colts 30

59,977 Lucas Oil Stadium Indianapolis, Ind. Oct 20, 2019



30

Houston Texans	0	9	7	7	—	23
Indianapolis Colts	7	7	14	2	—	30

Scoring Drives

TEAM	QTR	TIME	SCORING PLAY	HOU	IND
Colts	1	05:01	Z. Pascal: 11-yard pass from J. Brissett (A. Vinatieri kick) (12-94, 4:59)	0	7
Texans	2	08:59	K. Fairbairn: 47-yard FG (7-16, 4:05)	3	7
Texans	2	06:25	K. Fairbairn: 31-yard FG (4--9, 1:02)	6	7
Colts	2	01:49	T. Hilton: 2-yard pass from J. Brissett (A. Vinatieri kick) (9-75, 4:36)	6	14
Texans	2	00:23	K. Fairbairn: 26-yard FG (8-67, 1:26)	9	14
Colts	3	10:29	E. Ebron: 4-yard pass from J. Brissett (A. Vinatieri kick) (8-70, 4:31)	9	21
Texans	3	08:43	K. Coutee: 4-yard run (K. Fairbairn kick) (5-75, 1:46)	16	21
Colts	3	01:14	Z. Pascal: 3-yard pass from J. Brissett (A. Vinatieri kick) (12-75, 7:29)	16	28
Texans	4	06:38	D. Hopkins: 4-yard pass from D. Watson (K. Fairbairn kick) (6-79, 2:03)	23	28
Colts	4	02:41	(2:44) (Punt formation) B. Anger up the middle ran ob in End Zone for -5 yards, SAFETY (Z.Pascal).	23	30

Houston Texans

PASSING	ATT	CP	YDS	SK/YD	TD	LG	INT	RTG
Deshaun Watson	34	23	308	3/17	1	45	2	81.5
TOTAL	34	23	308	3/17	1	45	2	81.5

RUSHING	ATT	YDS	AVG	LG	TD
Carlos Hyde	12	35	2.9	10	0
Duke Johnson	7	34	4.9	11	0
Deshaun Watson	3	32	10.7	19	0
Keke Coutee	1	4	4.0	4t	1
Bryan Anger	1	-5	-5.0	-5	0
TOTAL	24	100	4.2	19	1

RECEIVING	NO	YDS	AVG	LG	TD
DeAndre Hopkins	9	106	11.8	21	1
Kenny Stills	4	105	26.3	45	0
Keke Coutee	3	25	8.3	13	0
Darren Fells	2	27	13.5	19	0
Duke Johnson	2	22	11.0	12	0
Jordan Akins	2	17	8.5	11	0
Will Fuller V	1	6	6.0	6	0
TOTAL	23	308	13.4	45	1

TOP DEFENSE	TOT	SOLO	AST	SCK	YDS	INT
Benardrick McKinney	7	7	0	0.0	0.0	0
Lonnie Johnson Jr.	7	7	0	0.0	0.0	0
Phillip Gaines	7	6	1	0.0	0.0	0

FIELD GOALS	FGA/FGM	PERCENT
Ka'imi Fairbairn	3-3	100.0
TOTAL	3-3	100.0

Indianapolis Colts

PASSING	ATT	CP	YDS	SK/YD	TD	LG	INT	RTG
Jacoby Brissett	39	26	326	1/5	4	34	0	126.7
Zach Pascal	1	0	0	0/0	0	0	0	39.6
TOTAL	40	26	326	1/5	4	34	0	123.5

RUSHING	ATT	YDS	AVG	LG	TD
Marlon Mack	18	44	2.4	7	0
Jordan Wilkins	2	9	4.5	9	0
Jacoby Brissett	5	6	1.2	5	0
Nyheim Hines	1	3	3.0	3	0
TOTAL	26	62	2.4	9	0

RECEIVING	NO	YDS	AVG	LG	TD
T.Y. Hilton	6	74	12.3	25	1
Zach Pascal	6	106	17.7	34	2
Eric Ebron	4	70	17.5	33	1
Jack Doyle	3	21	7.0	19	0
Marlon Mack	3	12	4.0	7	0
Chester Rogers	2	24	12.0	19	0
Jordan Wilkins	1	6	6.0	6	0
Nyheim Hines	1	13	13.0	13	0
TOTAL	26	326	12.5	34	4

TOP DEFENSE	TOT	SOLO	AST	SCK	YDS	INT
Darius Leonard	10	7	3	0.0	0.0	1
Pierre Desir	7	6	1	0.0	0.0	1
Rock Ya-Sin	7	6	1	0.0	0.0	0

FIELD GOALS	FGA/FGM	PERCENT
No Field Goals		

Team Statistics

	Texans	Colts
First Downs	21	23
Total Net Yards	391	383
Rushes/Net Yards	24/100	26/62
Net Passing	291	321
Pass Attempts/Completions	34/23	40/26
Had Intercepted	2	0
Sacked/Yards Lost	3/17	1/5
Punts/Average	2/44.5	4/43.5
Penalties/Yards	10/54	6/45
Fumbles/Lost	0/0	1/1
Possession Time	27:08	32:52

TEAM NOTES

THE TEXANS...

- ✔ Forced a turnover in their 20th-straight game, which is the longest active streak in the NFL and the second-longest streak in franchise history (23 consecutive games from 2008-11). Houston's streak is the longest in the NFL since the Seahawks forced a turnover in 20-straight games from Week 4 of 2017 to Week 8 of 2018
- ✔ Have not allowed a 100-yard rusher in 23 consecutive regular season games, dating back to Week 1 of 2018. Houston joins New Orleans and Indianapolis as the only teams to not allow a 100-yard rusher from 2018-19
- ✔ Gained 391 total net yards (100 rushing, 291 passing) and 21 first downs (six rushing, 15 passing)
- ✔ Recorded 1.0 sack and now have 17 sacks this season, which marks the fourth-most most through Week 7 in franchise history, trailing 2012 (21), 2011 (19) and 2018 (19)
- ✔ Held the Colts to 62 rushing yards on 26 carries (2.4 avg.), which is the fewest amount of rushing yards gained in a game for Indianapolis this season. Houston also did not allow Indianapolis to gain a first down rushing
- ✔ Held the Colts to 0-for-1 on fourth down (0 percent), which marked the first failed fourth down attempt for the Colts this season
- ✔ Had two receivers each record over 100 receiving yards in the same game for the first time since Week 4 of the 2018 season at Indianapolis when WR **DeAndre Hopkins** (169) and WR **Keke Coutee** (109) did it

SCORING PLAYS

- ✔ 2nd Quarter – K **Ka'imi Fairbairn** connected on a 47-yard field goal attempt following a seven-play, 16-yard drive (4:05) to cut the Colts' lead to 7-3
- ✔ 2nd Quarter – K **Ka'imi Fairbairn** made a 31-yard field goal attempt just four plays after OLB **Whitney Mercilus** recovered a fumble at the Colts' four-yard line to cut the Indianapolis lead to 7-6
- ✔ 2nd Quarter – K **Ka'imi Fairbairn** hit a 26-yard field goal attempt following an eight-play, 67-yard drive (1:26) to cut the Colts' lead to 14-9
- ✔ 3rd Quarter – WR **Keke Coutee** scored on a four-yard run to complete a five-play, 75-yard drive (1:46) and cut the Colts' lead to 21-16 after K **Ka'imi Fairbairn** made the extra point attempt
- ✔ 4th Quarter – WR **DeAndre Hopkins** caught a four-yard touchdown pass from QB **Deshaun Watson** to finish off a six-play, 79-yard drive (2:03). K **Ka'imi Fairbairn** made the extra point attempt to cut the Colts' lead to 28-23

MISCELLANEOUS NOTES

- ✔ The following four Texans were captains for the game: ILB **Dylan Cole**, CB **Johnathan Joseph**, QB **Deshaun Watson** and DEJ. **Watt**
- ✔ The following seven Texans were inactive for the game: S **Mike Adams**, ILB **Tyrell Adams**, G/T **Tytus Howard**, C/G **Greg Mancz**, TE **Logan Paulsen**, CB **Bradley Roby** and DE **Carlos Watkins**
- ✔ The following two Texans players did not play in the game for the Texans: QB **AJ McCarron**
- ✔ Indianapolis won the toss and elected to defer. Houston

received the ball to start the game

INDIVIDUAL PLAYER NOTES

WR KEKE COUTEE

- ✔ Finished with 25 receiving yards on three receptions (8.3 avg.)
- ✔ Scored his first career rushing touchdown on a four-yard run in the third quarter to cut the Colts' lead to 21-16

ILB ZACH CUNNINGHAM

- ✔ Tied for second on the team with seven total tackles (six solo)
- ✔ Owns 51 total tackles this season, which is the second-most through Week 7 in his NFL career (60 in 2018)

K KA'IMI FAIRBAIRN

- ✔ Scored 11 points on three made field goals and two made extra point attempts
- ✔ Connected on a 47-yard field goal attempt in the second quarter to cut the Colts' lead to 7-3
- ✔ Made a 31-yard field goal attempt in the second quarter to cut the Indianapolis lead to 7-6
- ✔ Hit a 26-yard field goal attempt in the second quarter to cut the Colts' lead to 14-9
- ✔ Ranks fifth in franchise history in career points scored with 287 and second in field goals made with 66
- ✔ Tallied his 10th career game with three-or-more made field goal attempts
- ✔ Notched his 12th career game with at least 10 points scored

WR DEANDRE HOPKINS

- ✔ Finished with a team-high 106 receiving yards and a receiving touchdown on nine receptions (11.8 avg.)
- ✔ Caught a four-yard touchdown pass from QB **Deshaun Watson** in the fourth quarter to cut the Colts' lead to 28-23
- ✔ Recorded his 27th career game with 100-or-more receiving yards and second this season (111 in Week 1 at New Orleans). Hopkins has recorded over 100 receiving yards 11 times in 30 games with QB **Deshaun Watson**
- ✔ Notched his second game in a row with a season-high nine receptions (nine, Week 6 at Kansas City)
- ✔ Owns 27 career games with at least 100 receiving yards, which is the second-most through a player's first seven NFL seasons in franchise history (**Andre Johnson**, 31)
- ✔ Has caught 21 touchdown passes from QB **Deshaun Watson** in 30 games played together
- ✔ Registered his 50th touchdown reception, which is the second-most in team history (**Andre Johnson**, 64, 2003-14)
- ✔ Owns the seventh-most receptions (577) and 14th-most receiving yards (7,945) through 102 games in NFL history
- ✔ Has recorded at least five receptions in every game this season and 10 games in a row dating back to Week 15 of the 2018 season, which marks the second-longest active streak in the NFL (**Michael Thomas**, 11)
- ✔ Extended his streak to 102 consecutive games with a reception to start his career, which is the longest streak in franchise history to start a career, the longest active streak in the NFL to start a career and passes **Randy Moss** (101 from 1998-2004) for the seventh-longest streak of games with a

reception to start a career in the Super Bowl era

- ✦ Extended his streak to 102 consecutive games with a reception, which is the fifth-longest active streak of games with at least one reception in the NFL
- ✦ Extended his streak to 102 consecutive games with a reception, which is the second-longest reception streak in team history, trailing **Andre Johnson** (133 games from 2005-14)

CB LONNIE JOHNSON JR.

- ✦ Notched a single-game career-high and finished tied for second on the team with seven total tackles (seven solo)

ILB BENARDRICK MCKINNEY

- ✦ Finished with a team-leading eight total tackles (eight solo) and two tackles for loss
- ✦ Logged his third tackle for loss of the season and now owns 33 tackles for loss in his NFL career (2015-19)
- ✦ Notched his seventh career game with multiple tackles for loss and first this season
- ✦ Leads the AFC in total tackles since 2016 with 382 total tackles
- ✦ Owns 53 total tackles this season, which is the second-most through Week 7 in his NFL career (69 in 2016)

OLB WHITNEY MERCILUS

- ✦ Finished with four total tackles (one solo), 0.5 sack, one fumble recovery and one quarterback hit
- ✦ Split a sack with OLB **Brennan Scarlett** on Colts QB **Jacoby Brissett** in the first quarter for a loss of five yards
- ✦ Recovered a fumble from Colts QB **Jacoby Brissett** at the Colts' four-yard line that led to a Houston field goal
- ✦ Now owns a team-leading 5.5 sacks this season and 48.0 in his NFL career (2012-19), which is the third-most in franchise history behind **J. Watt** (96.0) and **Mario Williams** (53.0)
- ✦ Tallied his eighth quarterback hit of the season and now owns 97 in his NFL career
- ✦ Recovered his first fumble of the season and the eighth of his NFL career

OLB BRENNAN SCARLETT

- ✦ Finished with four total tackles (three solo), 0.5 sack and one quarterback hit
- ✦ Split a sack with OLB **Whitney Mercilus** on Colts QB **Jacoby Brissett** in the first quarter for a loss of five yards
- ✦ Now owns 1.5 sacks this season and 3.5 sacks in his NFL career (2016-19)

WR KENNY STILLIS

- ✦ Finished with 105 receiving yards on four receptions (26.3 avg.), including a season-long 45-yard pass from QB **Deshaun Watson** in the third quarter to set up a Houston touchdown
- ✦ Logged his seventh game with 100-or-more receiving yards and first since Week 14 of 2018 vs. New England (135)
- ✦ Tallied his 23rd career reception of 40-or-more yards, which ties **Julio Jones** (23) for the seventh-most in the NFL since entering the league in 2013

QB DESHAUN WATSON

- ✦ Completed 23-of-34 passes (67.6 percent) for 308 yards, one touchdown, two interceptions and a 81.5 rating

- ✦ Ran for 32 yards on three carries (10.7 avg.)
- ✦ Completed a four-yard touchdown pass to WR **DeAndre Hopkins** in the fourth quarter to cut the Colts' lead to 28-23
- ✦ Threw his 13th touchdown passes of the season and now has 58 in his career
- ✦ Threw his 21st touchdown pass to WR **DeAndre Hopkins** in 30 games played together
- ✦ Registered his third game with 300-or-more passing yards this season (Week 3, 5) and the 10th of his career, which is the second-most in franchise history behind **Matt Schaub** (27)
- ✦ Became the first player in NFL history to record at least 58 passing touchdowns and 12 rushing downs in a player's first 30 career games
- ✦ Joined **Cam Newton** as the only players in NFL history to record at least 7,500 passing yards and 1,000 rushing yards in a player's first 30 career games
- ✦ Eclipsed 1,000 career-rushing yards in his 30th career game. Only six quarterbacks in NFL history reached 1,000 career rushing yards in fewer than 30 games
- ✦ Tied **Jeff Garcia** and **Matthew Stafford** for the fifth-most 300-yard passing games (10) within a player's first 30 career games in NFL history
- ✦ Owns 58 career passing touchdowns through 30 career games, which is the fifth-most in NFL history, trailing **Dan Marino** (72 from 1983-85), **Kurt Warner** (66 from 1998-01), **Patrick Mahomes** (64 from 2017-19), and **Matthew Stafford** (61 from 2009-11)
- ✦ Owns 7,816 career passing yards through 30 career games, which is the fifth-most in NFL history, trailing **Kurt Warner** (8,450 from 1998-01), **Matthew Stafford** (8,195 from 2009-11) **Dan Marino** (8,040 from 1983-85) and **Marc Bulger** (7,941 from 2002-04)

DE J.J. WATT

- ✦ Recorded three total tackles (three solo), one pass defended and six quarterback hits
- ✦ Tallied his NFL-leading 20th quarterback hit of the season and leads the league with 264 since 2011
- ✦ Notched his sixth career game with six-or-more quarterback hits, which marks the most the NFL history, and first since Week 12 of 2015 vs. New Orleans. **Olivier Vernon** ranks second with three games with six quarterback hits
- ✦ Registered his third game with five-or-more quarterback hits this season (Week 3 and Week 5) and the 16th of his career, which is the most in NFL history. Four players are tied for second with five games with at least five quarterback hits
- ✦ Posted his 25th game with four-or-more quarterback hits, which is the most in NFL history. **Von Miller** ranks second in NFL history with 15 career games with four-or-more quarterback hits
- ✦ Posted his 44th career game with three-or-more quarterback hits, which is the most in NFL history. **Jared Allen** and **Von Miller** rank tied for second in NFL history with 30 career games with three-or-more quarterback hits
- ✦ Registered his 67th career game with multiple quarterback hits, which leads the NFL since 2011 and passes **DeMarcus Ware** (66) for the second-most games with multiple quarterback hits in NFL history
- ✦ Notched his second pass defended of the season and owns the sixth-most career passes defended (53) by a defensive lineman in NFL history

GAME SUMMARIES



24

WEEK 8

Oakland Raiders 24, Houston Texans 27

71,893 NRG Stadium Houston, Texas Oct 27, 2019



27

Oakland Raiders	7	7	7	3	—	24
Houston Texans	7	3	3	14	—	27

Scoring Drives

TEAM	QTR	TIME	SCORING PLAY	OAK	HOU
Raiders	1	03:40	H. Renfrow: 65-yard pass from D. Carr (D. Carlson kick) (8-95, 3:31)	7	0
Texans	1	01:44	D. Johnson: 12-yard pass from D. Watson (K. Fairbairn kick) (6-75, 1:56)	7	7
Raiders	2	09:36	D. Waller: 8-yard pass from D. Carr (D. Carlson kick) (10-70, 4:43)	14	7
Texans	2	01:04	K. Fairbairn: 33-yard FG (11-64, 3:38)	14	10
Texans	3	10:28	K. Fairbairn: 40-yard FG (9-53, 4:32)	14	13
Raiders	3	07:53	T. Williams: 46-yard pass from D. Carr (D. Carlson kick) (6-77, 2:35)	21	13
Texans	4	14:56	D. Fells: 4-yard pass from D. Watson (K. Fairbairn kick) (15-77, 7:57)	21	20
Raiders	4	10:48	D. Carlson: 44-yard FG (9-50, 4:08)	24	20
Texans	4	06:26	D. Fells: 9-yard pass from D. Watson (K. Fairbairn kick) (9-75, 4:22)	24	27

Oakland Raiders

PASSING	ATT	CP	YDS	SK/YD	TD	LG	INT	RTG
Derek Carr	30	18	285	0/0	3	65	0	125.0
TOTAL	30	18	285	0/0	3	65	0	125.0

RUSHING	ATT	YDS	AVG	LG	TD
Josh Jacobs	15	66	4.4	23	0
DeAndre Washington	5	23	4.6	6	0
Jalen Richard	1	3	3.0	3	0
Alec Ingold	1	2	2.0	2	0
Trevor Davis	1	-1	-1.0	-1	0
TOTAL	23	93	4.0	23	0

RECEIVING	NO	YDS	AVG	LG	TD
Hunter Renfrow	4	88	22.0	65t	1
Tyrell Williams	3	91	30.3	46t	1
Darren Waller	2	11	5.5	8t	1
Jalen Richard	2	24	12.0	20	0
Josh Jacobs	2	15	7.5	8	0
Zay Jones	2	27	13.5	15	0
DeAndre Washington	1	4	4.0	4	0
Foster Moreau	1	10	10.0	10	0
Trevor Davis	1	15	15.0	15	0
TOTAL	18	285	15.8	65	3

TOP DEFENSE	TOT	SOLO	AST	SCK	YDS	INT
Tahir Whitehead	11	7	4	0.0	0.0	0
Karl Joseph	7	6	1	0.0	0.0	0
Maxx Crosby	6	6	0	0.0	0.0	0

FIELD GOALS	FGA/FGM	PERCENT
Daniel Carlson	1-1	100.0
TOTAL	1-1	100.0

Houston Texans

PASSING	ATT	CP	YDS	SK/YD	TD	LG	INT	RTG
Deshaun Watson	39	27	279	3/21	3	46	0	115.2
TOTAL	39	27	279	3/21	3	46	0	115.2

RUSHING	ATT	YDS	AVG	LG	TD
Carlos Hyde	19	83	4.4	20	0
Deshaun Watson	10	46	4.6	12	0
Duke Johnson	3	1	0.3	4	0
TOTAL	32	130	4.1	20	0

RECEIVING	NO	YDS	AVG	LG	TD
DeAndre Hopkins	11	109	9.9	21	0
Darren Fells	6	58	9.7	23	2
Duke Johnson	4	33	8.3	12t	1
Kenny Stills	3	22	7.3	13	0
Jordan Akins	2	11	5.5	7	0
DeAndre Carter	1	46	46.0	46	0
TOTAL	27	279	10.3	46	3

TOP DEFENSE	TOT	SOLO	AST	SCK	YDS	INT
Brennan Scarlett	7	4	3	0.0	0.0	0
Zach Cunningham	7	4	3	0.0	0.0	0
Whitney Mercilus	6	4	2	0.0	0.0	0

FIELD GOALS	FGA/FGM	PERCENT
Ka'imi Fairbairn	2-2	100.0
TOTAL	2-2	100.0

Team Statistics

	Raiders	Texans
First Downs	15	29
Total Net Yards	378	388
Rushes/Net Yards	23/93	32/130
Net Passing	285	258
Pass Attempts/Completions	30/18	39/27
Had Intercepted	0	0
Sacked/Yards Lost	0/0	3/21
Punts/Average	6/48.7	4/51.8
Penalties/Yards	11/100	7/50
Fumbles/Lost	0/0	1/0
Possession Time	24:07	35:53

TEAM NOTES

THE TEXANS...

- ✎ Have not allowed a 100-yard rusher in 24 consecutive regular season games, dating back to Week 1 of 2018. Houston joins New Orleans and Indianapolis as the only teams to not allow a 100-yard rusher from 2018-19
- ✎ Gained 388 total net yards (130 rushing, 258 passing) and 29 first downs (seven rushing, 17 passing, five by penalty)
- ✎ Did not commit a turnover for the second time this season (Week 2 vs. Jacksonville)
- ✎ Held the Raiders to 15 total first downs (five rushing and 10 passing), which marks the fewest first downs allowed in a game for Houston all season
- ✎ Held Oakland to 93 rushing yards on 23 carries after the Raiders entered the week averaging 137.8 yards per game
- ✎ Won the time of possession battle 35:53 to 24:07
- ✎ Converted 6-of-14 third-down attempts (43 percent), 1-of-1 fourth down attempts (100 percent), 3-of-5 red zone attempts (60 percent) and 1-of-1 goal-to-go attempts (100 percent)
- ✎ Lead the NFL with 13 comeback wins over the last two seasons
- ✎ Recorded their 17th reception of 30-or-more yards in 2019, which ranks second in the NFL behind Kansas City
- ✎ Earned their first win against the Raiders since Week 2 of the 2014 season and improved their all-time record against Oakland to 7-4, including 2-1 under **Bill O'Brien** (2014-19)
- ✎ Earned their fourth-consecutive win against the AFC West to improve their all-time record to 17-18 against the AFC West in franchise history
- ✎ Start the season with a 5-3 record for the fifth time in franchise history (2009, 2011, 2016, 2018), trailing only the 2012 season (6-1) for the best start in team history through Week 8

SCORING PLAYS

- ✎ 1st Quarter – RB **Duke Johnson** caught a 12-yard touchdown pass from QB **Deshaun Watson** to complete a six-play, 75-yard drive (2:01) and tied the game at 7-7 after K **Ka'imi Fairbairn** made the extra point attempt
- ✎ 2nd Quarter – K **Ka'imi Fairbairn** made a 33-yard field goal attempt following an 11-play, 64-yard drive (3:38) and cut the Raiders' lead to 14-10
- ✎ 3rd Quarter – K **Ka'imi Fairbairn** connected on a 40-yard field goal attempt to finish off a nine-play, 53-yard drive (4:32) and cut the Oakland lead to 14-13
- ✎ 4th Quarter – TE **Darren Fells** caught a four-yard touchdown pass from QB **Deshaun Watson** to complete a 15-play, 77-yard drive (7:57) and cut the Raiders' lead to 21-20
- ✎ 4th Quarter – TE **Darren Fells** caught a nine-yard touchdown pass from QB **Deshaun Watson** to end a nine-play, 75-yard drive (4:22) and give the Texans a 27-24 lead after K **Ka'imi Fairbairn** made the extra point attempt

MISCELLANEOUS NOTES

- ✎ The following three Texans were captains for the game: ILB **Dylan Cole**, QB **Deshaun Watson** and DEJ. **Watt**
- ✎ The following seven Texans were inactive for the game: ILB **Tyrell Adams**, WR **Will Fuller V**, S **Tashaun Gipson Sr.**, G/T **Tytus Howard**, CB **Johnathan Joseph**, C/G **Greg Mancz** and CB

Bradley Roby

- ✎ The following three Texans did not play in the game: WR **Keke Coutee**, QB **AJ McCarron** and WR **Steven Mitchell Jr.**
- ✎ Oakland won the toss and elected to receive. Houston received the second half kickoff

INDIVIDUAL PLAYER NOTES

P BRYAN ANGER

- ✎ Punted four times for 207 yards (51.8 avg.), including a 63 yarder, and pinned one punt inside the 20-yard line

WR DEANDRE CARTER

- ✎ Registered a 46-yard reception in the third quarter, which marked the second longest of his NFL career. Carter had a 50-yard reception in Week 15 of the 2018 season at the N.Y. Jets
- ✎ Returned one kickoff for 22 yards (22.0 avg.) and returned four punts for 32 yards (8.0 avg.)

CB GAREON CONLEY

- ✎ Recorded four total tackles (one solo) and two passes defended in his Texans debut

ILB ZACH CUNNINGHAM

- ✎ Led the team with eight total tackles (five solo) and had one tackle for loss and his first pass defended of the season
- ✎ Tied his single-season career high with his fifth tackle for loss of the season (2017) and now has 13 in his NFL career
- ✎ Owns 59 total tackles this season, which is the second-most through Week 8 in his NFL career (62 in 2018)

K KA'IMI FAIRBAIRN

- ✎ Scored nine points on two made field goals and three made extra point attempts
- ✎ Made a 33-yard field goal attempt in the second quarter to cut the Raiders' lead to 14-10
- ✎ Connected on a 40-yard field goal attempt in the third quarter to cut the Oakland lead to 14-13
- ✎ Ranks fifth in franchise history in career points scored with 296 and second in field goals made with 68

TE DARREN FELLS

- ✎ Finished with 58 receiving yards and two touchdowns on six receptions (9.7 avg.), including a season-long 23-yard reception from QB **Deshaun Watson** in the first quarter
- ✎ Caught a nine-yard touchdown pass from QB **Deshaun Watson** in the fourth quarter to give the Texans a 27-24 lead
- ✎ Caught a four-yard touchdown pass from QB **Deshaun Watson** in the fourth quarter to cut the Raiders' lead to 21-20
- ✎ Registered his fourth and fifth touchdown receptions as a member of the Texans and now has 15 in his NFL career
- ✎ Tied his single-game career high with six receptions (Week 6 at Kansas City) and tallied his third career game and third game this season with at least five receptions (Week 3 and Week 6)
- ✎ Notched the third-most receiving yards in a game in his NFL career (82 in Week 1 of 2015 and 69 in Week 6 of 2019)
- ✎ Tied his single-game career high with two receiving touchdowns and posted his second game with multiple

receiving touchdowns this season (Week 5 vs. Atlanta)

- ✦ Has already set new single-season career highs in receiving touchdowns (five) and receptions (23). Fells also owns the second-most receiving yards in a single season in his NFL career with 244 (had 311 in 2015)
- ✦ Posted his third career game with multiple receiving touchdowns, which ties **Eric Ebron** (three) and **Zach Ertz** (three) for the second-most games with multiple touchdowns among tight ends since 2017, trailing only **Travis Kelce** (four)

WR DEANDRE HOPKINS

- ✦ Finished with 109 receiving yards on a season-high 11 receptions (9.9 avg.)
- ✦ Became the third-youngest player in NFL history to reach 8,000 career receiving yards (27 years, 4 months, 22 days old). Only **Larry Fitzgerald** (27 years, 3 months, 20 days old) and **Randy Moss** (26 years, 9 months, 25 days old) accomplished the feat at a younger age than Hopkins
- ✦ Recorded back-to-back games with at least 100 receiving yards for the first time since Week 17 of 2018 through Week 1 of 2019
- ✦ Notched nine receptions for the third-consecutive game, which marks the third time in his NFL career (Weeks 4-6 of 2015, Weeks 15-17 of 2018). Hopkins is the second NFL player to record nine receptions in three-consecutive games in 2019 (**Cooper Kupp**)
- ✦ Has recorded at least five receptions in every game this season and 11 games in a row dating back to Week 15 of the 2018 season, which marks the second-longest active streak in the NFL (**Michael Thomas**, 13)
- ✦ Registered his ninth career game with 10-or-more receptions, which is the second-most in Texans history (**Andre Johnson**, 22), and first since Week 17 of the 2018 season vs. Jacksonville (12 receptions)
- ✦ Owns 28 career games with at least 100 receiving yards, which is the second-most through a player's first seven NFL seasons in franchise history (**Andre Johnson**, 31)
- ✦ Recorded his 28th career game with 100-or-more receiving yards and third this season (Week 1 and Week 7). Hopkins has recorded over 100 receiving yards 12 times in 31 games with QB **Deshaun Watson**
- ✦ Owns the sixth-most receptions (588) and 12th-most receiving yards (8,054) through 103 games in NFL history
- ✦ Extended his streak to 103 consecutive games with a reception to start his career, which is the longest streak in franchise history to start a career, the longest active streak in the NFL to start a career and the seventh-longest streak of games with a reception to start a career in the Super Bowl era
- ✦ Extended his streak to 103 consecutive games with a reception, which is the fifth-longest active streak of games with at least one reception in the NFL
- ✦ Extended his streak to 103 consecutive games with a reception, which is the second-longest reception streak in team history, trailing **Andre Johnson** (133 games from 2005-14)

RB CARLOS HYDE

- ✦ Ran for a game-high 83 yards on 19 carries (4.4 avg.)

RB DUKE JOHNSON

- ✦ Caught four passes for 33 yards (8.3 avg.) and had three carries for one yard

- ✦ Caught a 12-yard touchdown pass from QB **Deshaun Watson** in the first quarter to tie the game at 7-7
- ✦ Talled his second receiving touchdown of the season (Week 6) and the 10th of his NFL career (2015-19)
- ✦ Owns the second-most receptions (252), second-most receiving yards (2,330) and tied for the seventh-most receiving touchdowns (10) among running backs in the NFL since entering the league in 2015

ILB BENARDRICK MCKINNEY

- ✦ Finished with five total tackles and passed **Jamie Sharper** (442) for the sixth-most career total tackles in team history
- ✦ Leads the AFC in total tackles since 2016 with 386 total tackles
- ✦ Owns 57 total tackles this season, which is the third-most through Week 8 in his career (58 in 2018 and 73 in 2016)

OLB WHITNEY MERCILUS

- ✦ Finished third on the team with six total tackles (four solo) and posted two tackles for loss
- ✦ Notched his sixth and seventh tackles for loss of the season and now has 61 in his NFL career
- ✦ Posted the third game with multiple tackles for loss this season and the 17th of his career, which ties **Jadeveon Clowney** (17) for the second-most in team history behind **J. Watt** (43)

S JUSTIN REID

- ✦ Finished with five total tackles (three solo) and his first pass defended of the season
- ✦ Owns 49 total tackles this season, which is more than he had as a rookie through Week 8 in 2018 (37)

OLB BRENNAN SCARLETT

- ✦ Finished second on the team with a single-game career-high seven total tackles (four solo)

QB DESHAUN WATSON

- ✦ Completed 27-of-39 passes (69.2 percent) for 279 yards, three touchdowns, no interceptions and a 115.2 rating
- ✦ Ran for 46 yards on 10 carries (4.6 avg.)
- ✦ Completed a nine-yard touchdown pass to TE **Darren Fells** in the fourth quarter to end a nine-play, 75-yard drive (4:22) and give the Texans a 27-24 lead
- ✦ Threw a four-yard touchdown pass to TE **Darren Fells** in the fourth quarter to complete a 15-play, 77-yard drive (7:57) and cut the Raiders' lead to 21-20
- ✦ Completed a 12-yard touchdown pass to RB **Duke Johnson** in the first quarter to complete a six-play, 75-yard drive (2:01) and tied the game at 7-7
- ✦ Threw his 16th touchdown passes of the season and now has 61 in his career
- ✦ Became the fifth quarterback in NFL history to reach 60 career passing touchdowns in their first 31 career games
- ✦ Became the fifth quarterback in NFL history to reach 8,000 career passing yards in their first 31 career games
- ✦ Recorded his ninth career game with three-or-more touchdown passes and fourth this season (Week 1, 3, 5). Watson already has the second-most games with three touchdown passes in team history (**Matt Schaub**, 12)
- ✦ Recorded his fourth game with multiple touchdown passes this season and the 17th of his NFL career, which marks the

GAME SUMMARIES

second-most in franchise history behind **Matt Schaub** (40)

- ✦ Tied **Derek Carr** and **Marcus Mariota** for the sixth-most games (17) with multiple touchdown passes within a player's first 31 career games in NFL history
- ✦ Owns 61 career passing touchdowns through 31 career games, which is the fifth-most in NFL history, trailing **Dan Marino** (75), **Kurt Warner** (70), **Patrick Mahomes** (65) and **Matthew Stafford** (62)
- ✦ Owns 8,095 career passing yards through 31 career games, which is the fifth-most in NFL history, trailing **Kurt Warner** (8,778), **Dan Marino** (8,430), **Matthew Stafford** (8,425) and

Marc Bulger (8,203)

DE J.J. WATT

- ✦ Recorded three total tackles (three solo), one tackle for loss and one pass defended
- ✦ Notched his fourth tackle for loss of the season and leads the NFL in tackles for loss with 158 since 2011
- ✦ Notched his third pass defended of the season and owns the sixth-most career passes defended (54) by a defensive lineman in NFL history

GAME SUMMARIES



26

WEEK 9

Houston Texans 26, Jacksonville Jaguars 3

84,771 Wembley Stadium London, England, FL Nov 3, 2019



3

Houston Texans	3	6	10	7	—	26
Jacksonville Jaguars	0	3	0	0	—	3

Scoring Drives

TEAM	QTR	TIME	SCORING PLAY	HOU	JAX
Texans	1	08:20	K. Fairbairn: 52-yard FG (13-47, 6:40)	3	0
Texans	2	05:55	D. Fells: 1-yard pass from D. Watson (kick blocked) (14-80, 8:14)	9	0
Jaguars	2	01:48	J. Lambo: 30-yard FG (11-63, 4:07)	9	3
Texans	3	04:57	K. Fairbairn: 42-yard FG (7-26, 3:59)	12	3
Texans	3	00:38	D. Johnson: 1-yard run (K. Fairbairn kick) (5-79, 2:19)	19	3
Texans	4	04:19	D. Hopkins: 1-yard pass from D. Watson (K. Fairbairn kick) (2-3, 0:10)	26	3

Houston Texans

PASSING	ATT	CP	YDS	SK/YD	TD	LG	INT	RTG
Deshaun Watson	28	22	201	1/7	2	21	0	120.4
TOTAL	28	22	201	1/7	2	21	0	120.4

RUSHING	ATT	YDS	AVG	LG	TD
Carlos Hyde	19	160	8.4	58	0
Deshaun Watson	7	37	5.3	13	0
Duke Johnson	7	13	1.9	4	1
DeAndre Hopkins	1	6	6.0	6	0
TOTAL	34	216	6.4	58	1

RECEIVING	NO	YDS	AVG	LG	TD
DeAndre Hopkins	8	48	6.0	21	1
Duke Johnson	5	68	13.6	21	0
Kenny Stills	4	52	13.0	18	0
Jordan Akins	3	24	8.0	12	0
Darren Fells	1	1	1.0	1t	1
DeAndre Carter	1	8	8.0	8	0
TOTAL	22	201	9.1	21	2

TOP DEFENSE	TOT	SOLO	AST	SCK	YDS	INT
Gareon Conley	8	8	0	0.0	0.0	0
Zach Cunningham	7	7	0	0.0	0.0	0
Johnathan Joseph	4	4	0	0.0	0.0	0

FIELD GOALS	FGA/FGM	PERCENT
Ka'imi Fairbairn	3-2	66.7
TOTAL	3-2	66.7

Jacksonville Jaguars

PASSING	ATT	CP	YDS	SK/YD	TD	LG	INT	RTG
Gardner Minshew II	47	27	309	3/8	0	31	2	59.6
Logan Cooke	0	0	0	1/19	0	0	0	0.0
TOTAL	47	27	309	4/27	0	31	2	59.6

RUSHING	ATT	YDS	AVG	LG	TD
Leonard Fournette	11	40	3.6	11	0
Gardner Minshew II	4	34	8.5	10	0
TOTAL	15	74	4.9	11	0

RECEIVING	NO	YDS	AVG	LG	TD
Keelan Cole	5	80	16.0	31	0
Leonard Fournette	5	32	6.4	14	0
Ryquell Armstead	5	65	13.0	31	0
DJ Chark Jr.	4	32	8.0	16	0
Seth DeValve	4	41	10.3	18	0
Chris Conley	2	32	16.0	20	0
C.J. Board	1	23	23.0	23	0
Josh Oliver	1	4	4.0	4	0
TOTAL	27	309	11.4	31	0

TOP DEFENSE	TOT	SOLO	AST	SCK	YDS	INT
A.J. Bouye	7	6	1	0.0	0.0	0
Myles Jack	7	6	1	0.0	0.0	0
Breon Borders	6	6	0	0.0	0.0	0

FIELD GOALS	FGA/FGM	PERCENT
Josh Lambo	1-1	100.0
TOTAL	1-1	100.0

Team Statistics

	Texans	Jaguars
First Downs	21	21
Total Net Yards	410	356
Rushes/Net Yards	34/216	15/74
Net Passing	194	282
Pass Attempts/Completions	28/22	47/27
Had Intercepted	0	2
Sacked/Yards Lost	1/7	4/27
Punts/Average	3/45.3	3/51.0
Penalties/Yards	7/60	4/34
Fumbles/Lost	1/1	3/2
Possession Time	32:33	27:27

TEAM NOTES

THE TEXANS...

- Allowed the least amount of points (three) to an opponent in a game this season and shut out the Jaguars in the second half
- Ran for the most yards in a single game (216) since Week 12 of the 2018 season vs. Tennessee (281) and the second most yards in a game under Head Coach **Bill O'Brien** (2014-19)
- Have not allowed a 100-yard rusher in 25 consecutive regular season games, dating back to Week 1 of 2018. Houston joins New Orleans and Indianapolis as the only teams to not allow a 100-yard rusher from 2018-19
- Recorded the second-largest margin of victory over the Jaguars in Texans history (24 points in Week 17 of 2015)
- Forced four turnovers (two fumble recoveries and two interceptions) and had a turnover differential of plus-three
- Recorded multiple interceptions in a game for the first time this season (S **Jahleel Addae** and S **Justin Reid**)
- Held the Jaguars to just 74 rushing yards on 15 carries and a long of 11 yards
- Held the Jaguars to 4-for-11 on third-down attempts (36 percent), 0-for-2 on fourth-down attempts (0 percent), 0-of-1 on red zone trips (0 percent) and 0-for-0 on goal-to-go attempts (0 percent)
- Won the time of possession battle 32:33 to 27:27. Houston is 4-0 this season when winning time of possession
- Gained 410 total net yards (216 rushing, 194 passing) and 21 first downs (eight rushing, 11 passing, two by penalty)
- Converted 1-of-1 fourth down attempts (100 percent), 3-of-4 red zone attempts (75 percent) and 3-of-3 goal-to-go attempts (100 percent)
- Allowed only one sack to the Jaguars while compiling four sacks as a team. Houston now has 21 sacks this season, which ties for the fourth-most most through Week 9 in franchise history, trailing 2012 (25), 2011 (24) and 2018 (21)
- Improved their record to 35-3 when leading at halftime under Head Coach **Bill O'Brien** (2014-19). Houston's 92.11 winning percentage when leading at the half is tied for the second-best in the NFL over that span
- Hold a 33-2 record when allowing 19-or-fewer points under Head Coach **Bill O'Brien** (2014-19). Houston's 94.29 winning percentage when allowing less than 20 points ranks third in the league since 2014
- Improved their record to 10-2 overall and 5-1 on the road vs. the Jaguars under **Bill O'Brien** (2014-19)
- Earned their fourth-consecutive win in the series (Weeks 7 of 2018, Week 17 of 2018, Week 2 of 2019)
- Improved their record to 21-12 overall and 10-7 on the road against the AFC South under **Bill O'Brien**
- Earned their sixth win in the last eight matchups against AFC South teams, dating back to 2018
- Improved their Texans record to 23-13 overall and 10-8 on the road all-time against Jacksonville
- Start the season with a 6-3 record for the third time, trailing 2012 (7-1) for best start through Week 9 in team history

SCORING PLAYS

- 1st Quarter – K **Ka'imi Fairbairn** connected on a 52-yard field goal attempt following a 13-play, 47-yard drive (6:40) on the opening drive of the game to give Houston a 3-0 lead
- 2nd Quarter – TE **Darren Fells** caught a one-yard touchdown

pass from QB **Deshaun Watson** to complete a 14-play, 80-yard drive (8:14) and extend Houston's lead to 9-0 after the extra point attempt was blocked

- 3rd Quarter – K **Ka'imi Fairbairn** made a 42-yard field goal attempt after a seven-play, 26-yard drive (3:59) to increase the Texans' lead to 12-3
- 3rd Quarter – RB **Duke Johnson** scored on a one-yard rush to finish off a five-play, 79-yard drive (2:19) and extend the Texans' lead to 19-3 after K **Ka'imi Fairbairn** made the extra point attempt
- 4th Quarter – WR **DeAndre Hopkins** caught a one-yard touchdown pass from QB **Deshaun Watson** two plays after S **Justin Reid**'s interception to increase Houston's lead to 26-3

MISCELLANEOUS NOTES

- The following three Texans were captains: ILB **Dylan Cole**, CB **Johnathan Joseph** and QB **Deshaun Watson**
- The following seven Texans were inactive for the game: ILB **Tyrell Adams**, WR **Will Fuller V**, S **Tashaun Gipson Sr.**, CB **Lonnie Johnson Jr.**, C/G **Greg Mancz**, CB **Bradley Roby** and T **Laremy Tunsil**
- The following two Texans players did not play: WR **Keke Coutee** and QB **AJ McCarron**
- Jacksonville won the toss and elected to defer. Houston received the first half kickoff

INDIVIDUAL PLAYER NOTES

P BRYAN ANGER

- Punted three times for 136 yards (45.3 avg.), including a 53 yarder, and pinned one punt inside the 20-yard line

S JAHLEEL ADDAE

- Recorded two total tackles (two solo), one interception and one pass defended
- Intercepted a pass from Jaguars QB **Gardnew Minshew II** in the fourth quarter and returned it one yard to the Houston 32-yard line
- Registered his third career interception and first since Week 17 of 2018 at Denver
- Notched his third pass defended of the season and now owns 24 in his NFL career (2013-19)

CB BRIAN BODDY-CALHOUN

- Tackled and forced a fumble on Jaguars P **Logan Cooke** in the third quarter on a fake field goal attempt
- Recorded two total tackles (two solo), one tackle for loss and one forced fumble in his first game with the Texans
- Tallied his second career forced fumble and first since Week 13 of the 2018 season at Houston

ILB DYLAN COLE

- Recorded two total tackles (two solo), one fumble recovery and one tackle on special teams
- Recovered his first career fumble by Jaguars QB **Gardner Minshew II** on the final play of the game and returned it 27 yards to the Houston 21-yard line after OLB **Brennan Scarlett** strip-sacked Minshew

CB GAREON CONLEY

- Recorded a single-game career-high eight total tackles (eight

solo) and two passes defended

- ✦ Notched multiple passes defended in back-to-back games for the first time in his career
- ✦ Tallied his third and fourth passes defended since joining the Texans before Week 8 and now has six on the season
- ✦ Registered his sixth career game with multiple passes defended and now owns 22 career passes defended (2017-19)

ILB ZACH CUNNINGHAM

- ✦ Recorded seven total tackles (seven solo) and one fumble recovery
- ✦ Set a new single-season career high with his second fumble recovery of 2019 and now owns three in his NFL career
- ✦ Recovered a fumble from Jaguars QB **Gardner Minshew II** at the Texans' 36-yard line and returned it 24 yards to the Jacksonville 40-yard line. OLB **Jacob Martin** caused the fumble
- ✦ Owns 65 total tackles this season, which is the most through Week 9 in his NFL career

K KA'IMI FAIRBAIRN

- ✦ Scored eight points on two made field goals and two made extra point attempts
- ✦ Connected on a 52-yard field goal attempt on the opening drive of the game to give Houston a 3-0 lead
- ✦ Made a 42-yard field goal attempt in the third quarter to increase the Texans' lead to 12-3
- ✦ Ranks fifth in franchise history in career points scored with 304 and second in field goals made with 70

TE DARREN FELS

- ✦ Caught a one-yard touchdown pass from QB **Deshaun Watson** in the second quarter to extend Houston's lead to 9-0
- ✦ Tied **Owen Daniels** (six in 2012) and **Joel Dreessen** (six in 2011) for the most touchdown receptions by a tight end in a single season in franchise history
- ✦ Registered his sixth touchdown reception as a member of the Texans and now has 16 in his NFL career
- ✦ Has already set new single-season career highs in receiving touchdowns (six) and receptions (24). Fells also owns the second-most receiving yards in a single season in his NFL career with 245 (311 in 2015)

WR DEANDRE HOPKINS

- ✦ Finished with 48 receiving yards and one touchdown on eight receptions (6.0 avg.)
- ✦ Ran the ball one time for six yards (6.0 avg.)
- ✦ Caught a one-yard touchdown pass from QB **Deshaun Watson** in the fourth quarter to increase the lead to 26-3
- ✦ Has recorded at least five receptions in every game this season and 12 games in a row dating back to Week 15 of the 2018 season, which marks the second-longest active streak in the NFL (**Michael Thomas**, 13) and ties his own record for the longest streak in franchise history (12 consecutive games in 2015)
- ✦ Has caught 22 touchdown passes from QB **Deshaun Watson** in 32 games played together
- ✦ Registered his 51st touchdown reception, which is the second-most in team history (**Andre Johnson**, 64)
- ✦ Owns the sixth-most receptions (596) and 13th-most receiving yards (8,102) through 104 games in NFL history

- ✦ Extended his streak to 104 consecutive games with a reception to start his career, which is the longest streak in franchise history to start a career, the longest active streak in the NFL to start a career and the seventh-longest streak of games with a reception to start a career in the Super Bowl era
- ✦ Extended his streak to 104 consecutive games with a reception, which is the fifth-longest active streak of games with at least one reception in the NFL
- ✦ Extended his streak to 104 consecutive games with a reception, which is the second-longest reception streak in team history, trailing **Andre Johnson** (133 games from 2005-14)
- ✦ Tied **Brian Cushing** (104) for the 12th-most games played in franchise history

RB CARLOS HYDE

- ✦ Ran for a season-high 160 yards on 19 carries (8.4 avg.), which marks the third-most rushing yards gained in a game in his NFL career and most since Week 14 of the 2016 season vs. the N.Y. Jets (193 yards)
- ✦ Joined **Chris Ivory** (166 rushing yards on October 4, 2015) as the only players with at least 150 rushing yards in an international NFL game
- ✦ Recorded his sixth career 100-yard rushing game and second this season (116 at Kansas City in Week 6)
- ✦ Posted a 58-yard rush in the fourth quarter, which marks the second-longest rush of his NFL career (2014-19) and longest since Week 2 of 2017 at Seattle (61 yards)
- ✦ Tallied his second-highest yards per carry (8.4 avg.) in a game in his NFL career (min. 10 attempts)

RB DUKE JOHNSON

- ✦ Caught a season-high five passes for a season-high 68 yards (13.6 avg.), including a season-long 21-yard reception in the first quarter
- ✦ Ran for 13 yards and one touchdown on seven carries (1.9 avg.)
- ✦ Scored on a one-yard rush in the third quarter to extend the Texans' lead to 19-3
- ✦ Registered his sixth career rushing touchdown and first since Week 17 of 2017 at Pittsburgh
- ✦ Owns the second-most receptions (257), second-most receiving yards (2,398) and tied for the seventh-most receiving touchdowns (10) among running backs in the NFL since entering the league in 2015

CB JOHNATHAN JOSEPH

- ✦ Finished with four total tackles (four solo) and one pass defended
- ✦ Posted his team-leading eighth pass defended of the season
- ✦ Ranks sixth in NFL history in career passes defended with 189. Joseph leads all active players and leads the NFL since he began his career in 2006 with Cincinnati
- ✦ Leads the NFL in passes defended since he joined the Texans in 2011 with a franchise-record 113 total

OLB JACOB MARTIN

- ✦ Recorded one total tackle (one solo) and forced a fumble on Jaguars QB **Gardner Minshew II** in the fourth quarter that was recovered by ILB **Zach Cunningham**
- ✦ Notched his third career forced fumble and first since Week 17 of 2018 vs. Arizona

ILB BENARDRICK MCKINNEY

- ✎ Finished with three total tackles (three solo) and one pass defended
- ✎ Registered his second pass defended of the season and the 12th of his NFL career (2015-19)
- ✎ Leads the AFC in total tackles since 2016 with 389 and owns the sixth-most total tackles in team history with 447
- ✎ Owns 60 total tackles this season, which is the third-most through Week 9 in his career (65 in 2018 and 73 in 2016)

OLB WHITNEY MERCILUS

- ✎ Finished with three total tackles (three solo) and one quarterback hit
- ✎ Tallied his ninth quarterback hit of the season and now owns 98 in his NFL career
- ✎ Tied **Antonio Smith** (98) for the second-most career quarterback hits in franchise history

S JUSTIN REID

- ✎ Finished with two total tackles (two solo), one interception and one pass defended
- ✎ Intercepted a pass from Jaguars QB **Gardner Minshew II** and returned it 37 yards to the Jaguars' three-yard line
- ✎ Registered his fourth career interception and first since his 101-yard pick-six in Week 11 of 2018 at Washington
- ✎ Tallied his second pass defended this season and now owns 12 in his NFL career
- ✎ Owns 51 total tackles this season, which is more than he had as a rookie through Week 9 in 2018 (46)

OLB BRENNAN SCARLETT

- ✎ Finished with two total tackles (two solo), 2.0 sacks, one forced fumble, one tackle for loss and two quarterback hits
- ✎ Tied his single-game career high and posted his second career game with 2.0-or-more sacks (Week 10 of 2017)
- ✎ Set a new single-season career high with his second forced fumble of 2019 and now owns three in his NFL career
- ✎ Recorded his second career game with multiple quarterback hits and first since Week 10 of 2017 at the L.A. Rams
- ✎ Set a new single-season career high with his fifth quarterback hit of 2019 and now owns 10 in his NFL career
- ✎ Now owns a single-season career-high 3.5 sacks this season and 5.5 sacks in his NFL career (2016-19)
- ✎ Posted his first tackle for loss of the season and the eighth of his NFL career
- ✎ Sacked Jaguars QB **Gardner Minshew II** in the fourth quarter for a loss of five yards at the Houston 40-yard line
- ✎ Sacked and forced a fumble on Jaguars QB **Gardner Minshew II** on the final play of the game for a loss of two yards. ILB **Dylan Cole** recovered the fumble for Houston

WR KENNY STILLIS

- ✎ Finished second on the team with 52 receiving yards on four

receptions (13.0 avg.)

- ✎ Eclipsed 4,500 career receiving yards and became the first player since **Willie Davis** in 1998 to record over 4,500 receiving yards on less than 300 career receptions
- ✎ Extended his streak to 49 consecutive games with a reception

DE CARLOS WATKINS

- ✎ Finished with two total tackles (one solo), 1.0 sack, one tackle for loss and one quarterback hits
- ✎ Sacked Jaguars QB **Gardner Minshew II** to end the third quarter for a loss of three yards at the Jaguars' 22-yard line
- ✎ Posted his second career sack and first since Week 17 of 2018 at Jacksonville
- ✎ Tallied his fifth career tackle for loss and second career quarterback hit

QB DESHAUN WATSON

- ✎ Completed 22-of-28 passes (78.6 percent) for 201 yards, two touchdowns, no interceptions and a 120.4 rating
- ✎ Ran for 37 yards on seven carries (5.3 avg.)
- ✎ Completed a one-yard touchdown pass to TE **Darren Fells** in the second quarter to complete a 14-play, 80-yard drive (8:14) and extend Houston's lead to 9-0
- ✎ Threw a one-yard touchdown pass to WR **DeAndre Hopkins** two plays after S **Justin Reid**'s interception to increase Houston's lead to 26-3
- ✎ Became the first player in NFL history to record over 17 passing touchdowns (18) and five rushing touchdowns (five) through the first nine games of a season
- ✎ Became the third quarterback to throw at least two touchdowns and complete at least 75 percent of his passes in an international NFL game, joining **Tom Brady** (November 19, 2017) and **Ryan Fitzpatrick** (October 30, 2011)
- ✎ Threw his 18th touchdown passes of the season and now has 63 in his career
- ✎ Became the fifth quarterback in NFL history to reach 8,200 career passing yards in their first 32 career games
- ✎ Threw his 22nd touchdown pass to WR **DeAndre Hopkins** in 32 games played together
- ✎ Recorded his fifth game with multiple touchdown passes this season and the 18th of his NFL career, which marks the second-most in franchise history behind **Matt Schaub** (40)
- ✎ Tied **Patrick Mahomes** for the fifth-most games (18) with multiple touchdown passes within a player's first 32 career games in NFL history
- ✎ Owns 63 career passing touchdowns through 32 career games, which is tied for the fourth-most in NFL history with **Matthew Stafford** (63), trailing **Dan Marino** (76), **Kurt Warner** (73) and **Patrick Mahomes** (65)
- ✎ Owns 8,296 career passing yards through 32 career games, which is the fifth-most in NFL history, trailing **Kurt Warner** (9,069), **Dan Marino** (8,707), **Matthew Stafford** (8,703) and **Marc Bulger** (8,490)

GAME SUMMARIES



WEEK 11

Houston Texans 7, Baltimore Ravens 41
70,731 M&T Bank Stadium Baltimore, Md. Nov 17, 2019



Houston Texans	0	0	0	7	—	7
Baltimore Ravens	0	14	13	14	—	41

Scoring Drives

TEAM	QTR	TIME	SCORING PLAY	HOU	BAL
Ravens	1	09:17	S. Roberts: 15-yard pass from L. Jackson (J. Tucker kick) (10-90, 5:46)	0	7
Ravens	2	02:14	M. Andrews: 18-yard pass from L. Jackson (J. Tucker kick) (7-70, 4:22)	0	14
Ravens	3	11:33	M. Ingram II: 25-yard pass from L. Jackson (J. Tucker kick) (6-78, 3:27)	0	21
Ravens	3	06:52	J. Tucker: 34-yard FG (6-52, 2:49)	0	24
Ravens	3	01:30	J. Tucker: 46-yard FG (6-11, 3:14)	0	27
Ravens	4	09:50	M. Ingram II: 12-yard pass from L. Jackson (J. Tucker kick) (8-71, 4:52)	0	34
Texans	4	07:10	C. Hyde: 41-yard run (K. Fairbairn kick) (5-77, 2:40)	7	34
Ravens	4	04:01	G. Edwards: 63-yard run (J. Tucker kick) (5-87, 3:09)	7	41

Houston Texans

PASSING	ATT	CP	YDS	SK/YD	TD	LG	INT	RTG
Deshaun Watson	29	18	169	6/49	0	20	1	63.7
AJ McCarron	1	0	0	1/10	0	0	0	39.6
TOTAL	30	18	169	7/59	0	20	1	61.7

RUSHING	ATT	YDS	AVG	LG	TD
Carlos Hyde	9	65	7.2	41t	1
Duke Johnson	6	40	6.7	17	0
Deshaun Watson	3	12	4.0	9	0
Buddy Howell	2	5	2.5	4	0
TOTAL	20	122	6.1	41	1

RECEIVING	NO	YDS	AVG	LG	TD
DeAndre Hopkins	7	80	11.4	20	0
Kenny Stills	4	27	6.8	13	0
Keke Coutee	3	25	8.3	11	0
Duke Johnson	2	4	2.0	8	0
Darren Fells	1	18	18.0	18	0
Jordan Akins	1	15	15.0	15	0
TOTAL	18	169	9.4	20	0

TOP DEFENSE	TOT	SOLO	AST	SCK	YDS	INT
Zach Cunningham	10	7	3	0.0	0.0	0
Benardrick McKinney	8	6	2	0.0	0.0	0
Brennan Scarlett	7	6	1	1.0	7.0	0

FIELD GOALS	FGA/FGM	PERCENT
Ka'imi Fairbairn	1-0	0.0
TOTAL	1-0	0

Baltimore Ravens

PASSING	ATT	CP	YDS	SK/YD	TD	LG	INT	RTG
Lamar Jackson	24	17	222	1/7	4	51	0	139.2
Robert Griffin III	2	2	15	0/0	0	8	0	97.9
Sam Koch	1	1	-2	0/0	0	-2	0	79.2
TOTAL	27	20	235	1/7	4	51	0	139.7

RUSHING	ATT	YDS	AVG	LG	TD
Gus Edwards	8	112	14.0	63t	1
Lamar Jackson	9	86	9.6	39	0
Mark Ingram II	13	48	3.7	11	0
Justice Hill	5	18	3.6	9	0
Robert Griffin III	1	-1	-1.0	-1	0
TOTAL	36	263	7.3	63	1

RECEIVING	NO	YDS	AVG	LG	TD
Mark Andrews	4	75	18.8	51	1
Mark Ingram II	3	37	12.3	25t	2
Patrick Ricard	3	27	9.0	10	0
Hayden Hurst	2	16	8.0	12	0
Marquise Brown	2	23	11.5	17	0
Nick Boyle	2	20	10.0	13	0
Willie Snead IV	2	13	6.5	10	0
Justice Hill	1	9	9.0	9	0
Seth Roberts	1	15	15.0	15t	1
TOTAL	20	235	11.8	51	4

TOP DEFENSE	TOT	SOLO	AST	SCK	YDS	INT
Matthew Judon	7	7	0	2.0	27.0	0
Chuck Clark	5	2	3	0.0	0.0	0
Jimmy Smith	5	5	0	0.0	0.0	0

FIELD GOALS	FGA/FGM	PERCENT
Justin Tucker	3-2	66.7
TOTAL	3-2	66.7

Team Statistics

	Texans	Ravens
First Downs	16	25
Total Net Yards	232	491
Rushes/Net Yards	20/122	36/263
Net Passing	110	228
Pass Attempts/Completions	30/18	27/20
Had Intercepted	1	0
Sacked/Yards Lost	7/59	1/7
Punts/Average	3/37.3	0/0.0
Penalties/Yards	5/60	8/65
Fumbles/Lost	1/1	1/0
Possession Time	23:41	36:19

TEAM NOTES

SCORING PLAYS

- 4th Quarter – RB **Carlos Hyde** scored on a 41-yard run to complete a five-play, 77-yard drive (2:40) and cut the Ravens' lead to 34-7 after K **Ka'imi Fairbairn** made the extra point attempt

MISCELLANEOUS NOTES

- The following five Texans were captains: ILB **Dylan Cole**, CB **Johnathan Joseph**, C **Nick Martin**, ILB **Benardrick McKinney** and QB **Deshaun Watson**
- The following seven Texans were inactive for the game: ILB **Tyrell Adams**, T **Chris Clark**, WR **Will Fuller V**, CB **Vernon Hargreaves III**, DE **Joel Heath**, WR **Steven Mitchell Jr.** and CB **Bradley Roby**
- The following Texans player did not play in the game: S **Mike Adams**
- Baltimore won the toss and elected to defer. Houston received the first half kickoff

INDIVIDUAL PLAYER NOTES

ILB ZACH CUNNINGHAM

- Led the team with 10 total tackles (seven solo) and one special teams tackle
- Registered his ninth career game with 10-or-more total tackles and third this season (Week 2 and Week 4)
- Tallied his fourth special teams tackle of the season and now owns 14 in his NFL career
- Owns 75 total tackles this season, which is the most through Week 11 in his NFL career

WR DEANDRE HOPKINS

- Finished with a game-high 80 receiving yards on seven receptions (11.4 avg.)
- Became the second-youngest player in NFL history to reach 600 career receptions (27 years, 5 months, 12 days). Only **Larry Fitzgerald** (27 years, 3 months, 20 days old) accomplished the feat at a younger age than Hopkins
- Became the first player in Texans history to record seven-or-more receptions in six-consecutive games. Hopkins joins **Michael Thomas** (active streak) and **Adam Thielen** (2018) as the only player's in the NFL to record at least seven receptions in six-straight games since 2016
- Has recorded at least five receptions in every game this season and 13 games in a row dating back to Week 15 of the 2018 season, which marks the second-longest active streak in the NFL (**Michael Thomas**) and breaks his own record for the longest streak in franchise history (12 consecutive games in 2015)
- Owns the sixth-most receptions (603) and 13th-most receiving yards (8,182) through 105 games in NFL history
- Extended his streak to 105 consecutive games with a reception to start his career, which is the longest streak in franchise history to start a career, the longest active streak in the NFL to start a career and the seventh-longest streak of games with a reception to start a career in the Super Bowl era
- Extended his streak to 105 consecutive games with a

reception, which is the fifth-longest active streak of games with at least one reception in the NFL

- Extended his streak to 105 consecutive games with a reception, which is the second-longest reception streak in team history, trailing **Andre Johnson** (133 games from 2005-14)
- Passed **Brian Cushing** (104) for the 12th-most games played in franchise history

RB CARLOS HYDE

- Ran for a team-high 65 yards and one touchdown on nine carries (7.2 avg.)
- Scored on a 41-yard run in the fourth quarter to cut the Ravens' lead to 34-7
- Tallied his fourth touchdown as a member of the Texans and now has 30 rushing touchdowns in his NFL career

RB DUKE JOHNSON

- Ran for 40 yards on six carries (6.7 avg.) and caught two passes for four yards (2.0 avg.)

ILB BENARDRICK MCKINNEY

- Finished second on the team with eight total tackles (six solo) and one tackle for loss
- Logged his fourth tackle for loss of the season and now owns 34 tackles for loss in his NFL career (2015-19)
- Eclipsed 450 career tackles, which ranks sixth in Texans history
- Leads the AFC in total tackles since 2016 with 397 and owns the sixth-most total tackles in team history with 455
- Owns 68 total tackles this season, which is the third-most through Week 11 in his career (70 in 2018 and 89 in 2016)

S A.J. MOORE JR.

- Tackled Ravens TE **Mark Andrews** on a fake field goal on 4th-&-4 in the first quarter for his first career tackle for loss

OLB BRENNAN SCARLETT

- Finished third on the team with seven total tackles (six solo), 1.0 sack, one tackle for loss, one quarterback hit and one special teams tackles
- Sacked Ravens QB **Lamar Jackson** for a loss of seven yards at the Texans' 18-yard line in the second quarter
- Recorded a sack in back-to-back games for the first time in his NFL career (2016-19)
- Now owns a single-season career-high 4.5 sacks this season and 6.5 sacks in his NFL career (2016-19)
- Set a new single-season career high with his sixth quarterback hit of 2019 and now owns 11 in his NFL career
- Posted his second tackle for loss of the season and the ninth of his NFL career
- Notched his second special teams tackle this season and the 14th of his NFL career

WR KENNY STILLIS

- Finished second on the team with 27 receiving yards on four receptions (6.8 avg.)
- Extended his streak to 50 consecutive games with a reception

QB DESHAUN WATSON

GAME SUMMARIES

- ✔ Completed 18-of-29 passes (62.1 percent) for 169 yards, one interception and a 63.7 rating
- ✔ Ran for 12 yards on three carries (4.0 avg.)

- ✔ Passed **Jameis Winston** (8,336) for the sixth-most pass yards by a player in their first 33 career games in NFL history

National Football League Game Summary

NFL Copyright © 2019 by The National Football League. All rights reserved. This summary and play-by-play is for the express purpose of assisting media in their coverage of the game; any other use of this material is prohibited without the written permission of the National Football League. Updated: 11/18/2019

Date: Sunday, 11/17/2019

Houston Texans at Baltimore Ravens

Start Time: 1:02 PM EST

at M&T Bank Stadium, Baltimore, MD

Game Day Weather

Game Weather: CloudyTemp: 44° F (6.7° C) Humidity: 56%, Wind: NE 10 mph

Played Outdoor on Turf: Natural GrassOutdoor Weather: Cloudy, Wind Chill: 39

Officials

Referee: Kemp, Alex (55)Umpire: Hall, Richard (49)Down Judge: Carr, Mike (63)

Line Judge: Bergman, Jeff (32)Field Judge: Jenkins, John (117)Side Judge: Shaw, Dale (104)

Back Judge: Freeman, Steve (133)Replay Official: Chase, Michael (0)

Lineups

Houston Texans				Baltimore Ravens			
Offense		Defense		Offense		Defense	
WR	10 D.Hopkins	DE	92 B.Dunn	WR	83 W.Snead IV	DT	98 B.Williams
LT	78 L.Tunsil	NT	98 D.Reader	LT	79 R.Stanley	NT	96 D.Peko
LG	74 M.Scharping	DE	97 A.Blackson	LG	77 B.Bozeman	RUSH	45 J.Ferguson
C	66 N.Martin	OLB	59 W.Mercilus	C	68 M.Skura	MLB	57 J.Bynes
RG	73 Z.Fulton	ILB	55 B.McKinney	RG	73 M.Yanda	WLB	58 L.Fort
RT	71 T.Howard	ILB	41 Z.Cunningham	RT	78 O.Brown Jr.	SAM	99 M.Judon
TE	87 D.Fells	OLB	57 B.Scarlett	TE	86 N.Boyle	LCB	44 M.Humphrey
TE	88 J.Akins	CB	32 L.Johnson	WR	80 M.Boykin	FS	39 B.Carr
WR	12 K.Stills	CB	22 G.Conley	QB	8 L.Jackson	SS	29 E.Thomas III
QB	4 D.Watson	S	39 T.Gipson	RB	21 M.Ingram II	DB	36 C.Clark
RB	23 C.Hyde	S	20 J.Reid	FB	42 P.Ricard	RCB	24 M.Peters

Substitutions

QB 2 A.McCarron, K 7 K.Fairbairn, P 9 B.Anger, WR 14 D.Carter, WR 16 K.Coutee, CB 24 J.Joseph, RB 25 D.Johnson, DB 30 C.Armstrong, S 33 A.Moore, RB 34 T.Jones, DB 35 K.Crossen, S 37 J.Addae, RB 38 G.Howell, FB 44 C.Gillaspia, LS 46 J.Weeks, ILB 51 D.Cole, OLB 52 B.Mingo, OLB 54 J.Martin, ILB 58 P.Kalambayi, T 63 R.Johnson, C/G 65 G.Mancz, DE 91 C.Watkins, DE 94 C.Omenihu

Substitutions

QB 3 R.Griffin III, P 4 S.Koch, K 9 J.Tucker, WR 11 S.Roberts, WR 15 M.Brown, WR/RS 16 D.Thomas, CB 22 J.Smith, DB 28 J.Richards, S 33 B.Jackson, CB 34 A.Averett, RB 35 G.Edwards, DB/LB 41 A.Levine Sr., RB 43 J.Hill, LS 46 M.Cox, ILB 48 P.Onwuasor, ILB 49 C.Board, DE 53 J.Ward, OLB 54 T.Bowser, G/C 65 P.Mekari, DT 71 J.Ellis, G/T 74 J.Hurst, TE 81 H.Hurst, TE 89 M.Andrews, DE 93 C.Wormley

Did Not Play

FS 27 M.Adams

Did Not Play

Not Active

WR 11 S.Mitchell, WR 15 W.Fuller, CB 21 B.Roby, DB 28 V.Hargreaves, ILB 50 T.Adams, T 77 C.Clark, DE 93 J.Heath

Not Active

QB 7 T.McSorley, WR/RS 10 C.Moore, WR 12 J.Scott, DB 37 I.Marshall, G 72 B.Powers, DT 95 Z.Sieler, DT 97 M.Pierce

Field Goals (made () & missed)							
K.Fairbairn		43WR	J.Tucker		43RU (34) (46)		
			1	2	3	4	OT
VISITOR:	Houston Texans		0	0	0	7	0
HOME:	Baltimore Ravens		0	14	13	14	0

Scoring Plays									
Team	Qtr	Time	Play Description (Extra Point) (Drive Info)					Visitor	Home
Ravens	2	9:17	S.Roberts 15 yd. pass from L.Jackson (J.Tucker kick) (10-90, 5:46)					0	7
Ravens	2	2:14	M.Andrews 18 yd. pass from L.Jackson (J.Tucker kick) (7-70, 4:22)					0	14
Ravens	3	11:33	M.Ingram II 25 yd. pass from L.Jackson (J.Tucker kick) (6-78, 3:27)					0	21
Ravens	3	6:52	J.Tucker 34 yd. Field Goal (6-52, 2:49)					0	24
Ravens	3	1:30	J.Tucker 46 yd. Field Goal (6-11, 3:14)					0	27
Ravens	4	9:50	M.Ingram II 12 yd. pass from L.Jackson (J.Tucker kick) (8-71, 4:52)					0	34
Texans	4	7:10	C.Hyde 41 yd. run (K.Fairbairn kick) (5-77, 2:40)					7	34
Ravens	4	4:01	G.Edwards 63 yd. run (J.Tucker kick) (5-87, 3:09)					7	41
Paid Attendance: 70,731								Time: 2:56	

Houston Texans vs Baltimore Ravens

11/17/2019 at M&T Bank Stadium

Final Individual Statistics

Houston Texans									Baltimore Ravens										
RUSHING				ATT	YDS	AVG	LG	TD	RUSHING				ATT	YDS	AVG	LG	TD		
C.Hyde				9	65	7.2	41	1	G.Edwards				8	112	14.0	63	1		
D.Johnson				6	40	6.7	17	0	L.Jackson				9	86	9.6	39	0		
D.Watson				3	12	4.0	9	0	M.Ingram II				13	48	3.7	11	0		
G.Howell				2	5	2.5	4	0	J.Hill				5	18	3.6	9	0		
									R.Griffin III				1	-1	-1.0	-1	0		
Total				20	122	6.1	41	1	Total				36	263	7.3	63	1		
PASSING		ATT	CMP	YDS	SK/YD	TD	LG	IN	RT	PASSING		ATT	CMP	YDS	SK/YD	TD	LG	IN	RT
D.Watson		29	18	169	6/49	0	20	1	63.7	L.Jackson		24	17	222	1/7	4	51	0	139.2
A.McCarron		1	0	0	1/10	0	0	0	39.6	R.Griffin III		2	2	15	0/0	0	8	0	97.9
										S.Koch		1	1	-2	0/0	0	-2	0	79.2
Total		30	18	169	7/59	0	20	1	61.7	Total		27	20	235	1/7	4	51	0	139.7
PASS RECEIVING		TAR		REC	YDS	AVG	LG	TD	PASS RECEIVING		TAR		REC	YDS	AVG	LG	TD		
D.Hopkins		12		7	80	11.4	20	0	M.Andrews		4		4	75	18.8	51	1		
K.Stills		7		4	27	6.8	13	0	M.Ingram II		4		3	37	12.3	25	2		
K.Coutee		3		3	25	8.3	11	0	P.Ricard		3		3	27	9.0	10	0		
D.Johnson		2		2	4	2.0	8	0	M.Brown		4		2	23	11.5	17	0		
D.Fells		3		1	18	18.0	18	0	N.Boyle		3		2	20	10.0	13	0		
J.Akins		2		1	15	15.0	15	0	H.Hurst		2		2	16	8.0	12	0		
C.Hyde		1		0	0	0.0	0	0	W.Snead IV		3		2	13	6.5	10	0		
									S.Roberts		1		1	15	15.0	15	1		
									J.Hill		1		1	9	9.0	9	0		
									M.Boykin		2		0	0	0.0	0	0		
Total		30		18	169	9.4	20	0	Total		27		20	235	11.8	51	4		
INTERCEPTIONS		NO		YDS	AVG	LG	TD	INTERCEPTIONS		NO		YDS	AVG	LG	TD				
									J.Bynes		1		6	6.0	6	0			
Total		0		0	0	0	0	0	Total		1		6	6.0	6	0			
PUNTING		NO	YDS	AVG	NET	TB	IN20	LG	PUNTING		NO	YDS	AVG	NET	TB	IN20	LG		
B.Anger		3	112	37.3	36.0	0	1	41											
Total		3	112	37.3	36.0	0	1	41	Total		0	0	0	0	0	0	0		
PUNT RETURNS		NO		YDS	AVG	FC	LG	TD	PUNT RETURNS		NO		YDS	AVG	FC	LG	TD		
									D.Thomas		2		4	2.0	1	4	0		
Total		0		0	0.0	0	0	0	Total		2		4	2.0	1	4	0		
KICKOFF RETURNS		NO		YDS	AVG	FC	LG	TD	KICKOFF RETURNS		NO		YDS	AVG	FC	LG	TD		
D.Carter		3		70	23.3	0	28	0	D.Thomas		2		16	8.0	0	15	0		
[TOUCHBACK]		5		0	0.0	0	0	0											
Total		3		70	23.3	0	28	0	Total		2		16	8.0	0	15	0		

Houston Texans

FUMBLES	FUM	LOST	OWN-REC	YDS	TD	FORCED	OPP-REC	YDS	TD	OUT-BDS
D.Watson	1	1	0	0	0	0	0	0	0	0
Total	1	1	0	0	0	0	0	0	0	0

Baltimore Ravens

FUMBLES	FUM	LOST	OWN-REC	YDS	TD	FORCED	OPP-REC	YDS	TD	OUT-BDS
D.Thomas	1	0	1	0	0	0	0	0	0	0
M.Judon	0	0	0	0	0	1	0	0	0	0
J.Ferguson	0	0	0	0	0	0	1	0	0	0
Total	1	0	1	0	0	1	1	0	0	0

Houston Texans vs Baltimore Ravens
11/17/2019 at M&T Bank Stadium

Final Team Statistics

	Visitor Texans	Home Ravens
TOTAL FIRST DOWNS	16	25
By Rushing	3	12
By Passing	10	11
By Penalty	3	2
THIRD DOWN EFFICIENCY	2-10-20%	5-9-56%
FOURTH DOWN EFFICIENCY	1-4-25%	0-1-0%
TOTAL NET YARDS	232	491
Total Offensive Plays (inc. times thrown passing)	57	64
Average gain per offensive play	4.1	7.7
NET YARDS RUSHING	122	263
Total Rushing Plays	20	36
Average gain per rushing play	6.1	7.3
Tackles for a loss-number and yards	1-1	1-1
NET YARDS PASSING	110	228
Times thrown - yards lost attempting to pass	7-59	1-7
Gross yards passing	169	235
PASS ATTEMPTS-COMPLETIONS-HAD INTERCEPTED	30-18-1	27-20-0
Avg gain per pass play (inc.# thrown passing)	3.0	8.1
KICKOFFS Number-In End Zone-Touchbacks	2-0-0	8-5-5
PUNTS Number and Average	3-37.3	0-0.0
Had Blocked	0	0
FGs - PATs Had Blocked	0-0	0-0
Net Punting Average	36.0	0.0
TOTAL RETURN YARDAGE (Not Including Kickoffs)	0	10
No. and Yards Punt Returns	0-0	2-4
No. and Yards Kickoff Returns	3-70	2-16
No. and Yards Interception Returns	0-0	1-6
PENALTIES Number and Yards	5-60	8-65
FUMBLES Number and Lost	1-1	1-0
TOUCHDOWNS	1	5
Rushing	1	1
Passing	0	4
EXTRA POINTS Made-Attempts	1-1	5-5
Kicking Made-Attempts	1-1	5-5
FIELD GOALS Made-Attempts	0-1	2-3
RED ZONE EFFICIENCY	0-0-0%	3-5-60%
GOAL TO GO EFFICIENCY	0-0-0%	0-1-0%
SAFETIES	0	0
FINAL SCORE	7	41
TIME OF POSSESSION	23:41	36:19

Ball Possession And Drive Chart

Houston Texans

#	Time Recd	Time Lost	Time Poss	How Ball Obtained	Drive Began	# Play	Yds Gain	Yds Pen	Net Yds	1st Down	Last Scrm	How Given Up
1	15:00	12:22	2:38	Kickoff	HST 32	5	9	0	9	2	BLT 45	Fumble
2	10:02	5:46	4:16	Missed FG	HST 33	8	34	0	34	2	BLT 33	Downs
3	2:01	0:03	1:58	Downs	HST 39	4	1	15	16	1	BLT 45	Punt
4	9:17	6:36	2:41	Kickoff	HST 25	4	13	0	13	1	HST 38	Punt
5	2:14	0:06	2:08	Kickoff	HST 25	11	45	5	50	3	BLT 25	Missed FG
6	11:33	9:41	1:52	Kickoff	HST 25	5	2	0	2	1	HST 27	Punt
7	6:52	4:44	2:08	Kickoff	HST 25	5	20	0	20	1	HST 45	Interception
8	1:30	14:42	1:48	Kickoff	HST 25	7	51	-5	46	2	BLT 29	Downs
9	9:50	7:10	2:40	Kickoff	HST 23	5	62	15	77	3	BLT 41	Touchdown
10	4:01	2:29	1:32	Kickoff	HST 30	4	-5	0	-5	0	HST 35	Downs

(282) Average HST 28

Baltimore Ravens

#	Time Recd	Time Lost	Time Poss	How Ball Obtained	Drive Began	# Play	Yds Gain	Yds Pen	Net Yds	1st Down	Last Scrm	How Given Up
1	12:22	10:02	2:20	Fumble	HST 41	7	16	0	16	1	HST 25	Missed FG
2	5:46	2:01	3:45	Downs	BLT 33	7	28	0	28	1	HST 37	Downs
3	0:03	9:17	5:46	Punt	BLT 10	10	80	10	90	6	* HST 15	Touchdown
4	6:36	2:14	4:22	Punt	BLT 30	7	70	0	70	4	* HST 18	Touchdown
5	0:06	0:00	0:06	Missed FG	BLT 33	1	-1	0	-1	0	BLT 33	End of Half
6	15:00	11:33	3:27	Kickoff	BLT 22	6	48	30	78	4	HST 25	Touchdown
7	9:41	6:52	2:49	Punt	BLT 32	6	52	0	52	1	* HST 16	Field Goal
8	4:44	1:30	3:14	Interception	HST 39	6	16	-5	11	1	HST 28	Field Goal
9	14:42	9:50	4:52	Downs	BLT 29	8	81	-10	71	3	* HST 12	Touchdown
10	7:10	4:01	3:09	Kickoff	BLT 13	5	87	0	87	3	BLT 37	Touchdown
11	2:29	0:00	2:29	Downs	HST 24	4	14	0	14	1	* HST 9	End of Game

(398) Average BLT 36

* inside opponent's 20

Time of Possession by Quarter

Visitor	Home	1st	2nd	3rd	4th	OT	Total
Houston Texans	Baltimore Ravens	8:52	4:49	5:30	4:30		23:41
		6:08	10:11	9:30	10:30		36:19

Kickoff Drive No.-Start Average

Texans: 8 - HST 26

Ravens: 2 - BLT 18

Houston Texans vs Baltimore Ravens
11/17/2019 at M&T Bank Stadium

Final Defensive Statistics

Houston Texans	Regular Defensive Plays												Special Teams					Misc			
	TKL	AST	COMB	SK	/ YDS	TFL	Q	IN	PD	FF	FR		TKL	AST	FF	FR	BL	TKL	AST	FF	FR
Z.Cunningham	7	3	10	0	0	0	0	0	0	0	0		0	1	0	0	0	0	0	0	0
B.McKinney	6	2	8	0	0	1	0	0	0	0	0		0	0	0	0	0	0	0	0	0
B.Scarlett	6	1	7	1	7	1	1	0	0	0	0		0	1	0	0	0	0	0	0	0
D.Reader	2	3	5	0	0	0	0	0	0	0	0		0	0	0	0	0	0	0	0	0
T.Gipson	4	0	4	0	0	0	0	0	0	0	0		0	0	0	0	0	0	0	0	0
J.Reid	3	0	3	0	0	0	0	0	0	0	0		0	0	0	0	0	0	0	0	0
L.Johnson	2	1	3	0	0	0	0	0	0	0	0		0	0	0	0	0	0	0	0	0
C.Watkins	2	1	3	0	0	0	0	0	0	0	0		0	0	0	0	0	0	0	0	0
W.Mercilus	2	0	2	0	0	0	0	0	0	0	0		0	0	0	0	0	0	0	0	0
D.Cole	2	0	2	0	0	0	0	0	0	0	0		0	0	0	0	0	0	0	0	0
B.Dunn	2	0	2	0	0	0	0	0	0	0	0		0	0	0	0	0	0	0	0	0
J.Joseph	1	1	2	0	0	0	0	0	0	0	0		0	0	0	0	0	0	0	0	0
J.Martin	0	2	2	0	0	0	0	0	0	0	0		0	0	0	0	0	0	0	0	0
C.Omenihu	1	0	1	0	0	0	1	0	0	0	0		0	0	0	0	0	0	0	0	0
A.Moore	1	0	1	0	0	1	0	0	0	0	0		0	0	0	0	0	0	0	0	0
J.Addae	1	0	1	0	0	0	0	0	0	0	0		0	0	0	0	0	0	0	0	0
C.Armstrong	0	1	1	0	0	0	0	0	0	0	0		0	0	0	0	0	0	0	0	0
A.Blackson	0	1	1	0	0	0	0	0	0	0	0		0	0	0	0	0	0	0	0	0
G.Conley	0	0	0	0	0	0	0	0	1	0	0		0	0	0	0	0	0	0	0	0
K.Crossen	0	0	0	0	0	0	0	0	0	0	0		1	0	0	0	0	0	0	0	0
T.Jones	0	0	0	0	0	0	0	0	0	0	0		1	0	0	0	0	0	0	0	0
B.Mingo	0	0	0	0	0	0	0	0	0	0	0		1	0	0	0	0	0	0	0	0
M.Scharping	0	0	0	0	0	0	0	0	0	0	0		0	0	0	0	0	1	0	0	0
D.Fells	0	0	0	0	0	0	0	0	0	0	0		0	0	0	0	0	1	0	0	0
Total	42	16	58	1	7	3	2	0	1	0	0		3	2	0	0	0	2	0	0	0

TKL = Tackle AST = Assist COMB = Combined QH=QB Hit IN = Interception PD = Pass Defense FF = Forced Fumble FR = Fumble Recovery

Baltimore Ravens	Regular Defensive Plays												Special Teams					Misc			
	TKL	AST	COMB	SK	/ YDS	TFL	QH	IN	PD	FF	FR		TKL	AST	FF	FR	BL	TKL	AST	FF	FR
M.Judon	7	0	7	2	27	3	4	0	0	1	0		0	0	0	0	0	0	0	0	0
J.Smith	5	0	5	0	0	0	0	0	1	0	0		0	0	0	0	0	0	0	0	0
C.Clark	2	3	5	0	0	0	0	0	2	0	0		0	0	0	0	0	0	0	0	0
J.Ferguson	3	1	4	1	7	2	1	0	0	0	1		0	0	0	0	0	0	0	0	0
T.Bowser	3	0	3	2	10	1	2	0	0	0	0		0	0	0	0	0	0	0	0	0
B.Carr	3	0	3	0	0	0	1	0	1	0	0		0	0	0	0	0	0	0	0	0
M.Peters	3	0	3	0	0	0	0	0	1	0	0		0	0	0	0	0	0	0	0	0
P.Onwuasor	2	1	3	1	9	1	1	0	0	0	0		0	0	0	0	0	0	0	0	0
L.Fort	1	2	3	0	0	0	0	0	0	0	0		0	0	0	0	0	0	0	0	0
M.Humphrey	1	2	3	0	0	0	0	0	0	0	0		0	0	0	0	0	0	0	0	0
J.Ellis	1	2	3	0	0	0	0	0	0	0	0		0	0	0	0	0	0	0	0	0
D.Peko	2	0	2	0	0	0	0	0	0	0	0		0	0	0	0	0	0	0	0	0
J.Bynes	1	1	2	0	0	0	0	1	1	0	0		0	0	0	0	0	0	0	0	0
C.Wormley	1	1	2	0	0	0	0	0	0	0	0		0	0	0	0	0	0	0	0	0
B.Williams	1	0	1	1	6	1	1	0	0	0	0		0	0	0	0	0	0	0	0	0
E.Thomas III	1	0	1	0	0	0	0	0	0	0	0		0	0	0	0	0	0	0	0	0
A.Levine Sr.	1	0	1	0	0	0	0	0	0	0	0		0	0	0	0	0	0	0	0	0
D.Thomas	0	0	0	0	0	0	0	0	0	0	0		1	0	0	1	0	0	0	0	0
C.Board	0	0	0	0	0	0	0	0	0	0	0		1	0	0	0	0	0	0	0	0
A.Averett	0	0	0	0	0	0	0	0	0	0	0		1	0	0	0	0	0	0	0	0
Total	38	13	51	7	59	8	10	1	6	1	1		3	0	0	1	0	0	0	0	0

First Half Summary

TIME OF POSSESSION

Texans	13:41
Ravens	16:19

Team	Qtr	Time	Play Description (Extra Point) (Drive Info)	Visitor	Home
Ravens	2	9:17	S.Roberts 15 yd. pass from L.Jackson (J.Tucker kick) (10-90, 5:46)	0	7
Ravens	2	2:14	M.Andrews 18 yd. pass from L.Jackson (J.Tucker kick) (7-70, 4:22)	0	14

Houston Texans									Baltimore Ravens														
RUSHING				ATT	YDS	AVG	LG	TD	RUSHING				ATT	YDS	AVG	LG	TD						
C.Hyde				5	13	2.6	5	0	L.Jackson				6	45	7.5	18	0						
D.Watson				3	12	4.0	9	0	M.Ingram II				8	32	4.0	11	0						
D.Johnson				3	11	3.7	6	0	G.Edwards				2	28	14.0	25	0						
Total				11	36	3.3	9	0	Total				16	105	6.6	25	0						
PASSING		ATT	CMP	YDS	SK/YD	TD	LG	IN	RT	PASSING		ATT	CMP	YDS	SK/YD	TD	LG	IN	RT				
D.Watson		15	10	102	5/36	0	18	0	86.0	L.Jackson		13	8	97	1/7	2	18	0	124.0				
										S.Koch		1	1	-2	0/0	0	-2	0	79.2				
Total		15	10	102	5/36	0	18	0	86.0	Total		14	9	95	1/7	2	18	0	123.5				
PASS RECEIVING		TAR	REC	YDS	AVG	LG	TD	PASS RECEIVING		TAR	REC	YDS	AVG	LG	TD	PASS RECEIVING		TAR	REC	YDS	AVG	LG	TD
D.Hopkins		9	5	43	8.6	13	0	M.Andrews		3	3	24	8.0	18	1	M.Andrews		3	3	24	8.0	18	1
K.Stills		3	2	20	10.0	11	0	H.Hurst		2	2	16	8.0	12	0	H.Hurst		2	2	16	8.0	12	0
D.Fells		1	1	18	18.0	18	0	M.Brown		2	1	17	17.0	17	0	M.Brown		2	1	17	17.0	17	0
J.Akins		1	1	15	15.0	15	0	S.Roberts		1	1	15	15.0	15	1	S.Roberts		1	1	15	15.0	15	1
K.Coutee		1	1	6	6.0	6	0	N.Boyle		2	1	13	13.0	13	0	N.Boyle		2	1	13	13.0	13	0
								P.Ricard		1	1	10	10.0	10	0	P.Ricard		1	1	10	10.0	10	0
								M.Boykin		2	0	0	0.0	0	0	M.Boykin		2	0	0	0.0	0	0
								M.Ingram II		1	0	0	0.0	0	0	M.Ingram II		1	0	0	0.0	0	0
Total		15	10	102	10.2	18	0	Total		14	9	95	10.6	18	2	Total		14	9	95	10.6	18	2

Houston Texans	Regular Defensive Plays												Special Teams					Misc			
	TKL	AST	COMB	SK	/ YDS	TFL	Q	IN	PD	FF	FR	TKL	AST	FF	FR	BL	TKL	AST	FF	FR	
Z.Cunningham	2	3	5	0	0	0	0	0	0	0	0	0	1	0	0	0	0	0	0	0	
B.McKinney	4	0	4	0	0	0	0	0	0	0	0	0	0	0	0	0	0	0	0	0	
B.Scarlett	3	0	3	1	7	1	1	0	0	0	0	0	1	0	0	0	0	0	0	0	
L.Johnson	2	1	3	0	0	0	0	0	0	0	0	0	0	0	0	0	0	0	0	0	
Total	11	4	15	1	7	1	1	0	0	0	0	0	2	0	0	0	0	0	0	0	

Play By Play

First Quarter

11/17/2019

BLT wins the coin toss and elects to defer. HST elects to Receive, and BLT elects to defend the west goal.

J.Tucker kicks 58 yards from BLT 35 to HST 7. D.Carter to HST 32 for 25 yards (D.Thomas).

Houston Texans at 15:00, (1st play from scrimmage 14:54)

1-10-HST 32	(14:54) C.Hyde up the middle to HST 36 for 4 yards (J.Ferguson).	
2-6-HST 36	(14:22) (Shotgun) D.Watson pass short middle to D.Hopkins to HST 43 for 7 yards (J.Bynes).	P1
<u>1-10-HST 43</u>	(13:48) (Shotgun) D.Watson right end to HST 45 for 2 yards (B.Carr).	
2-8-HST 45	(13:13) (Shotgun) D.Watson pass short middle to D.Hopkins to BLT 45 for 10 yards (E.Thomas III).	P2
<u>1-10-BLT 45</u>	(12:36) (Shotgun) D.Watson sacked at HST 41 for -14 yards (M.Judon). FUMBLES (M.Judon) [M.Judon], RECOVERED by BLT-J.Ferguson at HST 41. J.Ferguson to HST 41 for no gain (M.Scharping).	

Baltimore Ravens at 12:22

1-10-HST 41	(12:22) (Shotgun) M.Ingram II right tackle to HST 39 for 2 yards (B.McKinney).	
2-8-HST 39	(11:50) (Shotgun) L.Jackson pass incomplete deep middle to M.Boykin.	
3-8-HST 39	(11:44) (Shotgun) L.Jackson pass short left to H.Hurst to HST 27 for 12 yards (L.Johnson; J.Martin).	P1
<u>1-10-HST 27</u>	(10:57) L.Jackson pass incomplete deep left to M.Boykin.	
2-10-HST 27	(10:52) (Shotgun) L.Jackson right end to HST 25 for 2 yards (W.Mercilus).	
3-8-HST 25	(10:13) (Shotgun) L.Jackson pass incomplete short right to M.Brown [C.Omenihu].	
4-8-HST 25	(10:07) (Field Goal formation) J.Tucker 43 yard field goal is No Good, Hit Right Upright, Center-M.Cox, Holder-S.Koch.	

Houston Texans at 10:02

1-10-HST 33	(10:02) (Shotgun) C.Hyde right guard to HST 34 for 1 yard (P.Onwuasor; C.Wormley).	
2-9-HST 34	(9:37) (Shotgun) D.Watson scrambles right end to HST 35 for 1 yard (M.Judon).	
3-8-HST 35	(8:54) (Shotgun) D.Watson pass short left to D.Hopkins to HST 48 for 13 yards (J.Smith).	P3
<u>1-10-HST 48</u>	(8:22) (Shotgun) D.Watson pass short middle to D.Hopkins to BLT 41 for 11 yards (P.Onwuasor).	P4
<u>1-10-BLT 41</u>	(7:52) (Shotgun) C.Hyde left guard to BLT 36 for 5 yards (L.Fort).	
2-5-BLT 36	(7:21) C.Hyde right guard to BLT 32 for 4 yards (C.Clark; L.Fort).	
3-1-BLT 32	(6:39) (Shotgun) C.Hyde right guard to BLT 33 for -1 yards (M.Judon).	
4-2-BLT 33	(5:56) (Shotgun) D.Watson pass incomplete deep right to D.Hopkins [M.Judon]. Houston challenged the play for possible defensive pass interference, and the play was Upheld. The ruling on the field stands. (Timeout #1 at 05:46.)	

Baltimore Ravens at 5:46

1-10-BLT 33	(5:46) (Shotgun) M.Ingram II right tackle to BLT 37 for 4 yards (T.Gipson).	
2-6-BLT 37	(5:08) (Shotgun) M.Ingram II right tackle to BLT 39 for 2 yards (Z.Cunningham; D.Reader).	
3-4-BLT 39	(4:27) (Shotgun) L.Jackson scrambles right tackle pushed ob at HST 43 for 18 yards (D.Cole).	R2
	<i>Penalty on HST-C.Omenihu, Defensive Offside, declined.</i>	
<u>1-10-HST 43</u>	(4:04) (Shotgun) L.Jackson pass short left to H.Hurst to HST 36 for 7 yards (B.McKinney). <i>PENALTY on BLT-N.Boyle, Ineligible Downfield Pass, 5 yards, enforced at HST 43 - No Play.</i>	
1-15-HST 48	(3:50) <i>PENALTY on HST-D.Reader, Neutral Zone Infraction, 5 yards, enforced at HST 48 - No Play.</i>	
1-10-HST 43	(3:30) (Shotgun) M.Ingram II left guard to HST 39 for 4 yards (W.Mercilus).	
2-6-HST 39	(2:52) (Shotgun) M.Ingram II right guard to HST 37 for 2 yards (D.Reader; Z.Cunningham).	
3-4-HST 37	(2:12) (Shotgun) L.Jackson pass incomplete short middle to M.Ingram II.	
4-4-HST 37	(2:05) (Field Goal formation) S.Koch pass short middle to M.Andrews to HST 39 for -2 yards (A.Moore).	

Houston Texans at 2:01

1-10-HST 39	(2:01) (Shotgun) D.Watson sacked at HST 33 for -6 yards (B.Williams). <i>Penalty on HST-M.Scharping, Offensive Holding, declined.</i>	
2-16-HST 33	(1:35) (Shotgun) D.Watson pass incomplete short left to K.Stills [B.Williams]. <i>PENALTY on BLT-B.Williams, Roughing the Passer, 15 yards, enforced at HST 33 - No Play.</i>	X5
<u>1-10-HST 48</u>	(1:31) D.Johnson right guard to BLT 46 for 6 yards (D.Peko).	
2-4-BLT 46	(:59) (Shotgun) D.Johnson right guard to BLT 45 for 1 yard (C.Wormley). Timeout #2 by HST at 00:14.	
3-3-BLT 45	(:14) (Shotgun) D.Watson pass incomplete short right to K.Stills (C.Clark). <i>Penalty on HST, Illegal Formation, declined.</i>	
4-3-BLT 45	(:10) (Punt formation) B.Anger punts 35 yards to BLT 10, Center-J.Weeks, fair catch by D.Thomas.	

Baltimore Ravens at 0:03

Houston Texans vs Baltimore Ravens at M&T Bank Stadium

1-10-BLT 10	(:03) (Shotgun) L.Jackson pass incomplete short right to N.Boyle.							
END OF QUARTER		Time	First Downs				Efficiencies	
	Score	Poss	R	P	X	T	3 Down	4 Down
Houston Texans	0	8:52	0	4	1	5	1/3	0/1
Baltimore Ravens	0	6:08	1	1	0	2	2/4	0/1

Play By Play

Second Quarter

11/17/2019

Baltimore Ravens continued.

2-10-BLT 10	(15:00) (Shotgun) M.Ingram II right guard to BLT 21 for 11 yards (C.Omenihu).	R3
<u>1-10-BLT 21</u>	(14:25) <i>PENALTY on BLT-M.Ingram II, False Start, 5 yards, enforced at BLT 21 - No Play.</i>	
1-15-BLT 16	(14:06) (Shotgun) L.Jackson pass short right to M.Andrews to BLT 24 for 8 yards (Z.Cunningham).	
	<i>PENALTY on HST-Z.Cunningham, Face Mask (15 Yards), 15 yards, enforced at BLT 24.</i>	X4
<u>1-10-BLT 39</u>	(13:38) (Shotgun) L.Jackson pass short middle to H.Hurst to BLT 43 for 4 yards (B.McKinney).	
2-6-BLT 43	(12:54) (Shotgun) L.Jackson pass short right to P.Ricard pushed ob at HST 47 for 10 yards (B.McKinney).	P5
<u>1-10-HST 47</u>	(12:17) (Shotgun) G.Edwards right guard to HST 44 for 3 yards (Z.Cunningham; D.Reader).	
2-7-HST 44	(11:31) (Shotgun) L.Jackson pass short right to N.Boyle to HST 31 for 13 yards (B.Scarlett).	P6
<u>1-10-HST 31</u>	(10:47) (Shotgun) M.Ingram II up the middle to HST 27 for 4 yards (B.Dunn).	
2-6-HST 27	(10:04) (Shotgun) L.Jackson left end ran ob at HST 15 for 12 yards (L.Johnson).	R7
<u>1-10-HST 15</u>	(9:24) (Shotgun) L.Jackson pass short middle to S.Roberts for 15 yards, TOUCHDOWN.	P8
	(Kick formation) J.Tucker extra point is GOOD, Center-M.Cox, Holder-S.Koch.	

HST 0 BLT 7, 10 plays, 90 yards, 1 penalty, 5:46 drive, 5:43 elapsed

J.Tucker kicks 65 yards from BLT 35 to end zone, Touchback.

Houston Texans at 9:17

1-10-HST 25	(9:17) (Shotgun) D.Watson pass short right to D.Fells to HST 43 for 18 yards (C.Clark; J.Ferguson).	P6
<u>1-10-HST 43</u>	(8:47) (Shotgun) D.Johnson left guard to HST 47 for 4 yards (M.Humphrey; J.Ellis).	
2-6-HST 47	(8:13) D.Watson sacked at HST 38 for -9 yards (P.Onwuasor).	
3-15-HST 38	(7:27) (Shotgun) D.Watson sacked at HST 38 for 0 yards (T.Bowser).	
4-15-HST 38	(6:47) (Punt formation) B.Anger punts 36 yards to BLT 26, Center-J.Weeks. D.Thomas to BLT 30 for 4 yards (Z.Cunningham; B.Scarlett).	

Baltimore Ravens at 6:36

1-10-BLT 30	(6:36) L.Jackson pass deep left to M.Brown to BLT 47 for 17 yards (L.Johnson).	P9
<u>1-10-BLT 47</u>	(5:54) (Shotgun) L.Jackson scrambles right guard to BLT 49 for 2 yards (Z.Cunningham).	
2-8-BLT 49	(5:15) (Shotgun) L.Jackson scrambles left guard to HST 39 for 12 yards (B.Scarlett).	R10
<u>1-10-HST 39</u>	(4:34) (Shotgun) M.Ingram II right guard to HST 36 for 3 yards (B.McKinney).	
2-7-HST 36	(3:53) (Shotgun) G.Edwards left guard to HST 11 for 25 yards (T.Gipson).	R11
<u>1-10-HST 11</u>	(3:09) L.Jackson sacked at HST 18 for -7 yards (B.Scarlett).	
2-17-HST 18	(2:24) (Shotgun) L.Jackson pass incomplete short left to J.Hill.	
	<i>Penalty on HST-L.Johnson, Illegal Use of Hands, offsetting, enforced at HST 18 - No Play.</i>	
	<i>Penalty on BLT, Illegal Shift, offsetting.</i>	
2-17-HST 18	(2:18) (Shotgun) L.Jackson pass deep middle to M.Andrews for 18 yards, TOUCHDOWN.	P12
	(Kick formation) J.Tucker extra point is GOOD, Center-M.Cox, Holder-S.Koch.	

HST 0 BLT 14, 7 plays, 70 yards, 4:22 drive, 12:46 elapsed

J.Tucker kicks 65 yards from BLT 35 to end zone, Touchback.

Houston Texans at 2:14

1-10-HST 25	(2:14) (Shotgun) D.Watson pass short middle to K.Coutee to HST 31 for 6 yards (B.Carr).
-------------	---

Two-Minute Warning

2-4-HST 31	(2:00) (Shotgun) D.Watson pass short left to D.Hopkins to HST 33 for 2 yards (J.Smith).	
3-2-HST 33	(1:37) (Shotgun) D.Watson pass incomplete short middle to K.Coutee.	
	<i>PENALTY on BLT-J.Smith, Defensive Holding, 5 yards, enforced at HST 33 - No Play.</i>	X7
<u>1-10-HST 38</u>	(1:32) (Shotgun) D.Watson pass incomplete deep left to D.Hopkins.	
2-10-HST 38	(1:28) (Shotgun) D.Watson pass incomplete deep right to D.Hopkins (M.Peters).	
3-10-HST 38	(1:22) (Shotgun) D.Watson scrambles right end pushed ob at HST 47 for 9 yards (B.Carr).	
4-1-HST 47	(1:14) (Shotgun) D.Watson pass short right to K.Stills pushed ob at BLT 44 for 9 yards (M.Peters).	P8
	Timeout #1 by BLT at 01:09.	
<u>1-10-BLT 44</u>	(1:09) (Shotgun) D.Watson pass short middle to K.Stills to BLT 33 for 11 yards (A.Levine Sr.).	P9
<u>1-10-BLT 33</u>	(:44) (No Huddle, Shotgun) D.Watson sacked at BLT 40 for -7 yards (J.Ferguson).	
	Timeout #3 by HST at 00:38.	
2-17-BLT 40	(:38) (Shotgun) D.Watson pass short middle to J.Akins to BLT 25 for 15 yards (C.Clark).	
3-2-BLT 25	(:17) (No Huddle, Shotgun) D.Watson pass incomplete short left to D.Hopkins (J.Smith).	

Houston Texans vs Baltimore Ravens at M&T Bank Stadium

4-2-BLT 25 (:11) (Field Goal formation) K.Fairbairn 43 yard field goal is No Good, Wide Right, Center-J.Weeks, Holder-B.Anger.

Baltimore Ravens at 0:06

1-10-BLT 33 (:06) L.Jackson kneels to BLT 32 for -1 yards.

END OF QUARTER

	Score	Time Poss	First Downs				Efficiencies	
			R	P	X	T	3 Down	4 Down
Houston Texans	0	4:49	0	3	1	4	0/3	1/1
Baltimore Ravens	14	10:11	4	5	1	10	0/0	0/0

Play By Play

Third Quarter

11/17/2019

BLT elects to Receive, and HST elects to defend the goal.

K.Fairbairn kicks 58 yards from HST 35 to BLT 7. D.Thomas to BLT 22 for 15 yards (K.Crossen).

Baltimore Ravens at 15:00, (1st play from scrimmage 14:53)

1-10-BLT 22	(14:53) (Shotgun) L.Jackson pass short right to P.Ricard pushed ob at BLT 31 for 9 yards (J.Reid).	
2-1-BLT 31	(14:23) M.Ingram II right guard to BLT 33 for 2 yards (D.Reader).	R13
<u>1-10-BLT 33</u>	(13:41) (Shotgun) L.Jackson pass incomplete deep left to M.Brown.	
<u>1-10-HST 37</u>	<i>PENALTY on HST-L.Johnson, Defensive Pass Interference, 30 yards, enforced at BLT 33 - No Play.</i>	X14
2-7-HST 34	(13:34) (Shotgun) G.Edwards left guard to HST 34 for 3 yards (B.Scarlett; B.McKinney).	
<u>1-10-HST 24</u>	(12:57) (Shotgun) L.Jackson pass short right to W.Snead IV to HST 24 for 10 yards (J.Reid).	P15
2-11-HST 25	(12:16) (Shotgun) M.Ingram II left guard to HST 25 for -1 yards (B.McKinney).	
	(11:40) (Shotgun) L.Jackson pass short right to M.Ingram II for 25 yards, TOUCHDOWN.	P16
	(Kick formation) J.Tucker extra point is GOOD, Center-M.Cox, Holder-S.Koch.	

HST 0 BLT 21, 6 plays, 78 yards, 1 penalty, 3:27 drive, 3:27 elapsed

J.Tucker kicks 65 yards from BLT 35 to end zone, Touchback.

Houston Texans at 11:33

1-10-HST 25	(11:33) (Shotgun) C.Hyde left guard to HST 27 for 2 yards (M.Judon).	
2-8-HST 27	(11:02) (No Huddle, Shotgun) D.Watson pass short middle to K.Stills pushed ob at HST 40 for 13 yards (M.Peters).	P10
<u>1-10-HST 40</u>	(10:39) (Shotgun) D.Watson pass incomplete short right to J.Akins.	
2-10-HST 40	(10:35) (Shotgun) D.Watson pass incomplete short middle to D.Fells [M.Judon].	
3-10-HST 40	(10:31) (Shotgun) D.Watson sacked at HST 27 for -13 yards (M.Judon).	
4-23-HST 27	(9:50) (Punt formation) B.Anger punts 41 yards to BLT 32, Center-J.Weeks. D.Thomas MUFFS catch, and recovers at BLT 32. D.Thomas to BLT 32 for no gain (T.Jones).	

Baltimore Ravens at 9:41

1-10-BLT 32	(9:41) (Shotgun) L.Jackson pass short right to J.Hill pushed ob at BLT 41 for 9 yards (B.McKinney).	
2-1-BLT 41	(9:11) (Shotgun) L.Jackson left tackle to HST 20 for 39 yards (J.Reid). HST-L.Johnson was injured during the play.	R17
<u>1-10-HST 20</u>	(8:44) (Shotgun) L.Jackson scrambles right guard to HST 19 for 1 yard (D.Reader).	
2-9-HST 19	(8:03) (Shotgun) L.Jackson pass short right to W.Snead IV to HST 16 for 3 yards (Z.Cunningham). HST-J.Reid was injured during the play.	
3-6-HST 16	(7:39) (Shotgun) L.Jackson pass short left to M.Ingram II to HST 16 for no gain (C.Watkins; J.Joseph).	
4-6-HST 16	(6:54) (Field Goal formation) J.Tucker 34 yard field goal is GOOD, Center-M.Cox, Holder-S.Koch.	

HST 0 BLT 24, 6 plays, 52 yards, 2:49 drive, 8:08 elapsed

J.Tucker kicks 65 yards from BLT 35 to end zone, Touchback.

Houston Texans at 6:52

1-10-HST 25	(6:52) (Shotgun) D.Watson pass incomplete short middle to K.Stills (C.Clark).	
2-10-HST 25	(6:48) C.Hyde right guard to HST 28 for 3 yards (C.Clark).	
3-7-HST 28	(6:08) (Shotgun) D.Watson pass short left to K.Coutee pushed ob at HST 39 for 11 yards (T.Bowser).	P11
<u>1-10-HST 39</u>	(5:31) C.Hyde left guard to HST 45 for 6 yards (J.Bynes; L.Fort).	
2-4-HST 45	(4:58) D.Watson pass short middle intended for C.Hyde INTERCEPTED by J.Bynes [B.Carr] at HST 45. J.Bynes pushed ob at HST 39 for 6 yards (D.Fells).	

Baltimore Ravens at 4:44

1-10-HST 39	(4:44) (Shotgun) M.Ingram II right guard pushed ob at HST 30 for 9 yards (Z.Cunningham).	
2-1-HST 30	(4:09) (Shotgun) M.Ingram II right guard to HST 27 for 3 yards (B.Scarlett).	R18
<u>1-10-HST 27</u>	<i>(3:28) (Shotgun) PENALTY on BLT-N.Boyle, False Start, 5 yards, enforced at HST 27 - No Play.</i>	
1-15-HST 32	(3:05) (Shotgun) L.Jackson pass incomplete deep right to W.Snead IV.	
2-15-HST 32	(3:00) (Shotgun) J.Hill right end to HST 31 for 1 yard (Z.Cunningham).	
3-14-HST 31	(2:18) (Shotgun) G.Edwards left tackle to HST 28 for 3 yards (C.Armstrong; J.Martin).	
4-11-HST 28	(1:35) (Field Goal formation) J.Tucker 46 yard field goal is GOOD, Center-M.Cox, Holder-S.Koch.	

HST 0 BLT 27, 6 plays, 11 yards, 3:14 drive, 13:30 elapsed

J.Tucker kicks 65 yards from BLT 35 to end zone, Touchback.

Houston Texans at 1:30

1-10-HST 25	(1:30) (Shotgun) D.Johnson right guard to HST 35 for 10 yards (J.Smith).	R12
<u>1-10-HST 35</u>	(1:01) (Shotgun) D.Watson pass short left to D.Johnson to HST 43 for 8 yards (J.Smith).	
2-2-HST 43	(:31) (Shotgun) D.Watson pass short middle to D.Hopkins to BLT 37 for 20 yards (J.Smith).	P13

Houston Texans vs Baltimore Ravens at M&T Bank Stadium

1-10-BLT 37 (:05) (No Huddle, Shotgun) D.Watson pass short left to D.Johnson pushed ob at BLT 41 for -4 yards (J.Ferguson).

END OF QUARTER

	Score	Time Poss	First Downs				Efficiencies	
			R	P	X	T	3 Down	4 Down
Houston Texans	0	5:30	1	3	0	4	1/2	0/0
Baltimore Ravens	27	9:30	3	2	1	6	0/2	0/0

Play By Play

Fourth Quarter

11/17/2019

Houston Texans continued.

- 2-14-BLT 41 (15:00) (Shotgun) *PENALTY on HST-L.Tunsil, False Start, 5 yards, enforced at BLT 41 - No Play.*
- 2-19-BLT 46 (15:00) (Shotgun) D.Watson pass deep right to D.Hopkins to BLT 29 for 17 yards (M.Peters).
Timeout #1 by BLT at 14:50.
- 3-2-BLT 29 (14:50) (Shotgun) D.Watson pass incomplete deep middle to K.Stills.
- 4-2-BLT 29 (14:45) (Shotgun) D.Watson pass incomplete short middle to D.Hopkins.

Baltimore Ravens at 14:42

- 1-10-BLT 29 (14:42) (Shotgun) G.Edwards right guard to BLT 35 for 6 yards (B.Scarlett).
- 2-4-BLT 35 (14:08) (Shotgun) L.Jackson pass incomplete short right to M.Brown (G.Conley).
- 3-4-BLT 35 (14:01) (Shotgun) L.Jackson pass short middle to M.Brown to BLT 41 for 6 yards (J.Joseph). P19
- 1-10-BLT 41 (13:23) (Shotgun) M.Ingram II right guard to BLT 44 for 3 yards (Z.Cunningham).
- 2-7-BLT 44 (12:39) (Shotgun) L.Jackson right tackle pushed ob at BLT 45 for 1 yard (Z.Cunningham).
- 3-6-BLT 45 (11:55) (Shotgun) L.Jackson pass short left to M.Andrews to HST 38 for 17 yards (J.Addae).
PENALTY on BLT-G.Edwards, Offensive Pass Interference, 10 yards, enforced at BLT 45 - No Play.
- 3-16-BLT 35 (11:28) (Shotgun) L.Jackson pass short middle to M.Andrews to HST 14 for 51 yards (C.Watkins). P20
- 1-10-HST 14 (10:39) (Shotgun) J.Hill right tackle to HST 12 for 2 yards (B.Dunn).
- 2-8-HST 12 **(9:56) (Shotgun) L.Jackson pass short left to M.Ingram II for 12 yards, TOUCHDOWN.** P21
(Kick formation) J.Tucker extra point is GOOD, Center-M.Cox, Holder-S.Koch.

HST 0 BLT 34, 8 plays, 71 yards, 4:52 drive, 5:10 elapsed

J.Tucker kicks 59 yards from BLT 35 to HST 6. D.Carter to HST 23 for 17 yards (C.Board).

Houston Texans at 9:50, (1st play from scrimmage 9:45)

- 1-10-HST 23 (9:45) D.Johnson left guard to HST 25 for 2 yards (M.Judon, C.Clark).
- 2-8-HST 25 (9:13) (Shotgun) D.Watson pass short right to K.Stills to HST 19 for -6 yards (M.Judon).
- 3-14-HST 19 (8:27) (Shotgun) D.Watson pass incomplete deep right to D.Hopkins [T.Bowser].
PENALTY on BLT-T.Bowser, Roughing the Passer, 15 yards, enforced at HST 19 - No Play. X14
- 1-10-HST 34 (8:21) (Shotgun) D.Watson pass short middle to K.Coutee to HST 42 for 8 yards (M.Humphrey).
- 2-2-HST 42 (7:58) (No Huddle) D.Johnson right guard to BLT 41 for 17 yards (J.Ellis; M.Humphrey). R15
- 1-10-BLT 41 **(7:18) (No Huddle) C.Hyde right guard for 41 yards, TOUCHDOWN.** R16
(Kick formation) K.Fairbairn extra point is GOOD, Center-J.Weeks, Holder-B.Anger.

HST 7 BLT 34, 5 plays, 77 yards, 1 penalty, 2:40 drive, 7:50 elapsed

K.Fairbairn kicks 53 yards from HST 35 to BLT 12. D.Thomas to BLT 13 for 1 yard (B.Mingo).

Baltimore Ravens at 7:10, (1st play from scrimmage 7:05)

- 1-10-BLT 13 (7:05) (Shotgun) *PENALTY on HST-B.Scarlett, Neutral Zone Infraction, 5 yards, enforced at BLT 13 - No Play.*
- 1-5-BLT 18 (7:05) (Shotgun) *PENALTY on BLT-M.Boykin, False Start, 5 yards, enforced at BLT 18 - No Play.*
- 1-10-BLT 13 (7:05) (Shotgun) R.Griffin III pass short middle to N.Boyle to BLT 20 for 7 yards (T.Gipson).
- 2-3-BLT 20 (6:29) (Shotgun) G.Edwards right guard to BLT 26 for 6 yards (B.Scarlett). R22
- 1-10-BLT 26 (5:46) (Shotgun) R.Griffin III pass short right to P.Ricard pushed ob at BLT 34 for 8 yards (T.Gipson).
- 2-2-BLT 34 (4:58) (Shotgun) G.Edwards right guard to BLT 37 for 3 yards (B.McKinney; A.Blackson). R23
- 1-10-BLT 37 **(4:12) (Shotgun) G.Edwards left guard for 63 yards, TOUCHDOWN.** R24
(Kick formation) J.Tucker extra point is GOOD, Center-M.Cox, Holder-S.Koch.

HST 7 BLT 41, 5 plays, 87 yards, 1 penalty, 3:09 drive, 10:59 elapsed

J.Tucker kicks 63 yards from BLT 35 to HST 2. D.Carter to HST 30 for 28 yards (A.Averett).

Houston Texans at 4:01, (1st play from scrimmage 3:55)

- 1-10-HST 30 (3:55) G.Howell right guard to HST 34 for 4 yards (J.Ellis). #2 A.J. McCarron in at QB
- 2-6-HST 34 (3:16) (Shotgun) G.Howell right guard to HST 35 for 1 yard (D.Peko).
- 3-5-HST 35 (2:40) (Shotgun) A.McCarron pass incomplete short middle to D.Fells (B.Carr).
- 4-5-HST 35 (2:36) (Shotgun) A.McCarron sacked at HST 25 for -10 yards (T.Bowser).

Baltimore Ravens at 2:29

- 1-10-HST 24 (2:29) (Shotgun) J.Hill right tackle to HST 24 for no gain (C.Watkins).

Two-Minute Warning

Houston Texans vs Baltimore Ravens at M&T Bank Stadium

2-10-HST 24 (2:00) (Shotgun) J.Hill right guard to HST 18 for 6 yards (D.Cole).
3-4-HST 18 (1:19) (Shotgun) J.Hill left guard to HST 9 for 9 yards (J.Addae).
1-9-HST 9 (:33) R.Griffin III kneels to HST 10 for -1 yards.

R25

END OF QUARTER

	Score	Time Poss	First Downs				Efficiencies	
			R	P	X	T	3 Down	4 Down
Houston Texans	7	4:30	2	0	1	3	0/2	0/2
Baltimore Ravens	41	10:30	4	3	0	7	3/3	0/0

Miscellaneous Statistics Report

Houston Texans vs Baltimore Ravens

11/17/2019 at M&T Bank Stadium

Ten Longest Plays for Houston Texans

Yards	Qtr	Play Start	Play Description
41	4	1-10-BLT 41	(7:18) (No Huddle) C.Hyde right guard for 41 yards, TOUCHDOWN.
20	3	2-2-HST 43	(:31) (Shotgun) D.Watson pass short middle to D.Hopkins to BLT 37 for 20 yards (J.Smith).
18	2	1-10-HST 25	(9:17) (Shotgun) D.Watson pass short right to D.Fells to HST 43 for 18 yards (C.Clark; J.Ferguson).
17	4	2-19-BLT 46	(15:00) (Shotgun) D.Watson pass deep right to D.Hopkins to BLT 29 for 17 yards (M.Peters).
17	4	2-2-HST 42	(7:58) (No Huddle) D.Johnson right guard to BLT 41 for 17 yards (J.Ellis; M.Humphrey).
15	2	2-17-BLT 40	(:38) (Shotgun) D.Watson pass short middle to J.Akins to BLT 25 for 15 yards (C.Clark).
13	1	3-8-HST 35	(8:54) (Shotgun) D.Watson pass short left to D.Hopkins to HST 48 for 13 yards (J.Smith).
13	3	2-8-HST 27	(11:02) (No Huddle, Shotgun) D.Watson pass short middle to K.Stills pushed ob at HST 40 for 13 yards (M.Peters).
11	1	1-10-HST 48	(8:22) (Shotgun) D.Watson pass short middle to D.Hopkins to BLT 41 for 11 yards (P.Onwuasor).
11	2	1-10-BLT 44	(1:09) (Shotgun) D.Watson pass short middle to K.Stills to BLT 33 for 11 yards (A.Levine Sr.).

Ten Longest Plays for Baltimore Ravens

Yards	Qtr	Play Start	Play Description
63	4	1-10-BLT 37	(4:12) (Shotgun) G.Edwards left guard for 63 yards, TOUCHDOWN.
51	4	3-16-BLT 35	(11:28) (Shotgun) L.Jackson pass short middle to M.Andrews to HST 14 for 51 yards (C.Watkins).
39	3	2-1-BLT 41	(9:11) (Shotgun) L.Jackson left tackle to HST 20 for 39 yards (J.Reid). HST-L.Johnson was injured during the play.
25	2	2-7-HST 36	(3:53) (Shotgun) G.Edwards left guard to HST 11 for 25 yards (T.Gipson).
25	3	2-11-HST 25	(11:40) (Shotgun) L.Jackson pass short right to M.Ingram II for 25 yards, TOUCHDOWN.
23	2	1-15-BLT 16	(14:06) (Shotgun) L.Jackson pass short right to M.Andrews to BLT 24 for 8 yards (Z.Cunningham).
18	1	3-4-BLT 39	(4:27) (Shotgun) L.Jackson scrambles right tackle pushed ob at HST 43 for 18 yards (D.Cole).
18	2	2-17-HST 18	(2:18) (Shotgun) L.Jackson pass deep middle to M.Andrews for 18 yards, TOUCHDOWN.
17	2	1-10-BLT 30	(6:36) L.Jackson pass deep left to M.Brown to BLT 47 for 17 yards (L.Johnson).
15	2	1-10-HST 15	(9:24) (Shotgun) L.Jackson pass short middle to S.Roberts for 15 yards, TOUCHDOWN.

Touchdown Scoring Information

		Offense	Defense	Special Teams
VISITOR	Houston Texans	1	0	0
HOME	Baltimore Ravens	5	0	0

Player Scoring Information

Club	Player	TD	Rush TD	Rec TD	KO TD	Punt TD	Int TD	Fum TD	Misc TD	FG	XP	2Pt Rush	2Pt Rec	Sfty	Points
HST	C.Hyde	0	1	0	0	0	0	0	0	0	0	0	0	0	6
HST	K.Fairbairn	0	0	0	0	0	0	0	0	0	1	0	0	0	1
BLT	M.Ingram II	0	0	2	0	0	0	0	0	0	0	0	0	0	12
BLT	J.Tucker	0	0	0	0	0	0	0	0	2	5	0	0	0	11
BLT	G.Edwards	0	1	0	0	0	0	0	0	0	0	0	0	0	6
BLT	S.Roberts	0	0	1	0	0	0	0	0	0	0	0	0	0	6
BLT	M.Andrews	0	0	1	0	0	0	0	0	0	0	0	0	0	6

Possession Detail

	First Half		Second Half		Game	
	Visitor	Home	Visitor	Home	Visitor	Home
Largest Lead	0	14	0	34	0	34
Drives Leading	0	2	0	6	0	8
Time of Possession Leading	0:00	4:28	0:00	20:00	0:00	24:28
Largest Deficit	-14	0	-34	0	-34	0
Drives Trailing	2	0	5	0	7	0
Time of Possession Trailing	4:49	0:00	10:00	0:00	14:49	0:00
Times Score Tied Up		0		0		0
Lead Changes		1		0		1

Playtime Percentage

Percent of playtime per player on offense, defense and special teams

Houston Texans						Baltimore Ravens					
		Offense	Defense	Special Teams				Offense	Defense	Special Teams	
M Scharping	G	61 100%		2	8%	M Skura	C	72 100%		9	38%
T Howard	T	61 100%		2	8%	O Brown	T	72 100%		9	38%
L Tunsil	T	61 100%		2	8%	B Bozeman	C	72 100%		9	38%
Z Fulton	G	61 100%		2	8%	R Stanley	T	61 85%		2	8%
N Martin	C	61 100%				M Yanda	G	61 85%			
K Stills	WR	60 98%				L Jackson	QB	61 85%			
D Hopkins	WR	57 93%				N Boyle	TE	55 76%		9	38%
D Watson	QB	57 93%				S Roberts	WR	46 64%			
K Coutee	WR	44 72%				W Snead	WR	42 58%			
D Fells	TE	42 69%		2	8%	M Brown	WR	38 53%			
J Akins	TE	36 59%		10	42%	M Ingram	RB	33 46%			
D Johnson	RB	36 59%				H Hurst	TE	30 42%		1	4%
C Hyde	RB	21 34%				P Ricard	FB	29 40%	12 20%	5	21%
B Howell	RB	4 7%		13	54%	G Edwards	RB	29 40%		9	38%
D Carter	WR	4 7%		8	33%	M Andrews	TE	25 35%		8	33%
A McCarron	QB	4 7%				M Boykin	WR	24 33%		12	50%
R Johnson	T	1 2%		2	8%	J Hurst	G	12 17%		9	38%
G Conley	CB		68 94%			P Mekari	G	11 15%		7	29%
T Gipson	FS		68 94%			R Griffin	QB	11 15%			
W Mercilus	LB		67 93%			J Hill	RB	8 11%		3	12%
Z Cunningham	LB		64 89%	12	50%	C Clark	FS		61 100%	3	12%
B McKinney	LB		59 82%	5	21%	M Humphrey	CB		61 100%	2	8%
B Scarlett	LB		57 79%	20	83%	M Peters	CB		61 100%		
D Reader	NT		49 68%	9	38%	E Thomas	FS		57 93%		
J Addae	FS		49 68%	9	38%	B Carr	CB		52 85%		
A Blackson	DE		46 64%	9	38%	M Judon	LB		47 77%	3	12%
J Reid	SS		45 62%	3	12%	J Ferguson	LB		44 72%	2	8%
L Johnson	CB		43 60%	5	21%	J Smith	CB		41 67%		
B Dunn	NT		40 56%	9	38%	J Ward	DT		34 56%	1	4%
C Watkins	DE		28 39%	9	38%	B Williams	DT		33 54%	3	12%
J Joseph	CB		27 38%			T Bowser	LB		32 52%	12	50%
C Omenihu	DE		21 29%	4	17%	L Fort	LB		29 48%	15	62%
D Cole	LB		17 24%	13	54%	J Bynes	LB		24 39%	2	8%
C Armstrong	CB		15 21%	6	25%	D Peko	NT		22 36%		
J Martin	LB		13 18%	8	33%	J Ellis	DT		21 34%		
A Moore	FS		4 6%	21	88%	C Wormley	DE		16 26%	12	50%
B Mingo	LB		4 6%	19	79%	P Onwuasor	LB		9 15%	2	8%
P Kalambayi	LB		4 6%	13	54%	A Levine	SS		7 11%	15	62%
K Crossen	CB		4 6%	13	54%	B Jackson	FS		4 7%	12	50%
C Gillaspia	RB			13	54%	A Averett	CB		4 7%	11	46%
J Weeks	LS			5	21%	J Tucker	K			17	71%
T Jones	RB			5	21%	C Board	LB			15	62%
B Anger	P			5	21%	J Richards	SS			14	58%
K Fairbairn	K			4	17%	D Thomas	WR			13	54%
G Mancz	C			2	8%						

M Cox	LS	9	38%
S Koch	P	9	38%



HOUSTON TEXANS (6-3) VS. BALTIMORE RAVENS (7-2)

NFL WEEK 11 • SUNDAY, NOVEMBER 17, 2019 • 1 P.M. ET • M&T BANK STADIUM (71,008)



TEXANS NUMERICAL

2	AJ McCarron	QB
4	Deshawn Watson	QB
7	Ka'imi Fairbairn	K
9	Bryan Anger	P
10	DeAndre Hopkins	WR
11	Steven Mitchell Jr.	WR
12	Kenny Stills	WR
14	DeAndre Carter	WR
15	Will Fuller V	WR
16	Keke Coutee	WR
20	Justin Reid	S
21	Bradley Roby	CB
22	Gareon Conley	CB
23	Carlos Hyde	RB
24	Johnathan Joseph	CB
25	Duke Johnson	RB
28	Vernon Hargreaves III	S
30	Cornell Armstrong	CB
32	Lonnie Johnson Jr.	CB
33	A.J. Moore Jr.	S
34	Taiwan Jones	RB
35	Keion Crossen	CB
37	Jahleel Addae	S
38	Buddy Howell	RB
39	Tashaun Gipson Sr.	S
41	Zach Cunningham	ILB
44	Cullen Gillaspia	FB
46	Jon Weeks	LS
50	Tyrell Adams	ILB
51	Dylan Cole	ILB
52	Barkevious Mingo	OLB
54	Jacob Martin	OLB
55	Benardrick McKinney	ILB
57	Brennan Scarlett	OLB
58	Peter Kalambayi	ILB
59	Whitney Mercilus	OLB
63	Roderick Johnson	T
65	Greg Mancz	C/G
66	Nick Martin	C
71	Tytus Howard	G/T
73	Zach Fulton	C/G
74	Max Scharping	G/T
77	Chris Clark	T
78	Laremy Tunsil	T
87	Darren Fells	TE
88	Jordan Akins	TE
91	Carlos Watkins	DE
92	Joel Heath	DE
93	Brandon Dunn	NT
94	Charles Omenihu	DE
97	Angelo Blackson	DE
98	D.J. Reader	DE/NT

BALTIMORE OFFENSE

WR	15	Marquise Brown	-or-	83	Willie Snead IV
WR	80	Miles Boykin		11	Seth Roberts
LT	79	Ronnie Stanley		74	James Hurst
LG	77	Bradley Bozeman		65	Patrick Mekari
C	68	Matt Skura		77	Bradley Bozeman
RG	73	Marshall Yanda		74	James Hurst
RT	78	Orlando Brown Jr.		74	James Hurst
TE	86	Nick Boyle		89	Mark Andrews
QB	8	Lamar Jackson		3	Robert Griffin III
FB	42	Patrick Ricard		35	Gus Edwards
RB	21	Mark Ingram II			

HOUSTON DEFENSE

DE	92	Brandon Dunn		91	Carlos Watkins
NT	98	D.J. Reader		94	Charles Omenihu
DE	97	Angelo Blackson		52	Barkevious Mingo
OLB	59	Whitney Mercilus		58	Peter Kalambayi
ILB	55	Benardrick McKinney		51	Dylan Cole
ILB	41	Zach Cunningham		54	Jacob Martin
OLB	57	Brennan Scarlett		32	Lonnie Johnson Jr.
CB	24	Johnathan Joseph		22	Gareon Conley
CB	21	Bradley Roby		37	Jahleel Addae
S	39	Tashaun Gipson Sr.		33	A.J. Moore Jr.
S	20	Justin Reid			

BALTIMORE SPECIAL TEAMS

P	4	Sam Koch
K	9	Justin Tucker
H	4	Sam Koch
LS	46	Morgan Cox
KOR	16	DeAnthony Thomas
PR	16	DeAnthony Thomas

Note: Rookies underlined * Injured



GAME OFFICIALS

Referee – Alex Kemp (55)
Back Judge – Steve Freeman (133)

Umpire – Richard Hall (49)
Field Judge – John Jenkins (117)

Down Judge – Mike Carr (63)
Side Judge – Dale Shaw (104)

Line Judge – Jeff Bergman (32)
Replay Official – Michael Chase

HOUSTON OFFENSE

WR	10	DeAndre Hopkins		11	Steven Mitchell Jr.
LT	78	Laremy Tunsil		63	Roderick Johnson
LG	74	Max Scharping			
C	66	Nick Martin		65	Greg Mancz
RG	73	Zach Fulton		77	Chris Clark
RT	71	Tytus Howard		88	Jordan Akins
TE	87	Darren Fells		14	DeAndre Carter
WR	16	Keke Coutee		12	Kenny Stills
WR	15	Will Fuller V		2	AJ McCarron
QB	4	Deshawn Watson		23	Carlos Hyde
RB	25	Duke Johnson	-or-		
				34	Taiwan Jones
				38	Buddy Howell
				44	Cullen Gillaspia (FB)

BALTIMORE DEFENSE

DT	98	Brandon Williams		42	Patrick Ricard
NT	97	Michael Pierce		96	Domata Peko Sr.
DE	93	Chris Wormley		95	Zach Sieler
RUSH	45	Jaylon Ferguson		53	Jihad Ward
MLB	57	Josh Byrnes		49	Chris Board
WLB	48	Patrick Onwuasor		58	L.J. Fort
SAM	99	Matthew Judon		54	Tyus Bowser
LCB	44	Marlon Humphrey		24	Marcus Peters
SS	36	Chuck Clark		41	Anthony Levine Sr.
FS	29	Earl Thomas III		33	Bennett Jackson
RCB	39	Brandon Carr		22	Jimmy Smith
				34	Anthony Averett
				28	Jordan Richards
				37	Iman Marshall

HOUSTON SPECIAL TEAMS

P	9	Bryan Anger
K	7	Ka'imi Fairbairn
H	9	Bryan Anger
LS	46	Jon Weeks
KOR	14	DeAndre Carter
PR	14	DeAndre Carter

Note: Rookies underlined * Injured

RAVENS NUMERICAL		
3	Robert Griffin III	QB
4	Sam Koch	P
7	Trace McSorley	QB
8	Lamar Jackson	QB
9	Justin Tucker	K
10	Chris Moore	WR/RS
11	Seth Roberts	WR
12	Jaleel Scott	WR
15	Marquise Brown	WR
16	DeAnthony Thomas	WR/RS
21	Mark Ingram II	RB
22	Jimmy Smith	CB
24	Marcus Peters	CB
28	Jordan Richards	DB
29	Earl Thomas III	S
33	Bennett Jackson	S
34	Anthony Averett	CB
35	Gus Edwards	RB
36	Chuck Clark	S
37	Iman Marshall	CB
39	Brandon Carr	CB
41	Anthony Levine Sr.	DB/LB
42	Patrick Ricard	FB/DL
43	Justice Hill	RB
44	Marlon Humphrey	CB
45	Jaylon Ferguson	OLB
46	Morgan Cox	LS
48	Patrick Onwuasor	ILB
49	Chris Board	ILB
53	Jihad Ward	DE
54	Tyus Bowser	OLB
57	Josh Byrnes	ILB
58	L.J. Fort	ILB
65	Patrick Mekari	G/C
68	Matt Skura	G/C
71	Justin Ellis	DT
72	Ben Powers	G
73	Marshall Yanda	G
74	James Hurst	G/T
77	Bradley Bozeman	G/C
78	Orlando Brown Jr.	T
79	Ronnie Stanley	T
80	Miles Boykin	WR
81	Hayden Hurst	TE
83	Willie Snead IV	WR/RS
86	Nick Boyle	TE
89	Mark Andrews	TE
93	Chris Wormley	DE
95	Zach Sieler	DT
96	Domata Peko Sr.	DT
97	Michael Pierce	DT
98	Brandon Williams	DT
99	Matthew Judon	OLB

TEKANS ALPHABETICAL	
27 Adams, Mike.....S	
50 Adams, Tyrell.....ILB	
37 Adde, Jahleel.....S	
88 Akins, Jordan.....TE	
9 Anger, Bryan.....P	
30 Armstrong, Cornell.....CB	
97 Blackson, Angelo.....DE	
14 Carter, Deandre.....WR	
77 Clark, Chris.....T	
51 Cole, Dylan.....ILB	
22 Conley, Gareon.....CB	
16 Coutee, Kele.....WR	
35 Crossen, Keion.....CB	
41 Cunningham, Zach.....ILB	
92 Dunn, Brandon.....NT	
7 Fairbairn, Kai'Iml.....K	
87 Fells, Darren.....TE	
15 Fuller V, Will.....WR	
73 Fulton, Zach.....C/G	
44 Gillaspia, Cullen.....FB	
39 Gloson Sr., Tashaun.....S	
28 Hargreaves III, Vernon.....CB	
93 Heath, Joel.....DE	
10 Hopkins, Deandre.....WR	
71 Howard, Tytus.....G/T	
23 Howell, Buddy.....RB	
38 Hyde, Carlos.....RB	
32 Johnson Jr., Lonnie.....CB	
25 Johnson, Duke.....RB	
34 Jones, Roderick.....T	
24 Joseph, Johnathan.....CB	
65 Kalambayi, Peter.....ILB	
65 Mancz, Greg.....C/G	
54 Martin, Jacob.....OLB	
66 Martin, Nick.....C	
2 McCarron, AJ.....QB	
55 McKinney, Benardrick..ILB	
59 Merclius, Whitney.....OLB	
52 Mingo, Barkevious.....OLB	
11 Mitchell Jr., Steven.....WR	
33 Moore Jr., A.J.....S	
94 Omenihu, Charles.....DE	
98 Reader, D.J.....DE/NT	
20 Reid, Justin.....S	
21 Roby, Bradley.....CB	
57 Scarlett, Brennan.....OLB	
74 Scharping, Max.....G/T	
12 Stills, Kenny.....WR	
78 Tunstl, Larry.....T	
91 Watkins, Carlos.....DE	
46 Watson, Deshaun.....QB	
Weeks, Jon.....LS	

TEXANS NUMERICAL

NO.	NAME	POS.	HT.	WT.	AGE	EXP.	COLLEGE
2	AJ McCarron	QB	6-3	215	29	6	Alabama
4	Deshaun Watson	QB	6-2	215	24	3	Clemson
7	Ka'imi Fairbairn	K	6-0	183	25	4	UCLA
9	Bryan Anger	P	6-3	205	31	8	California
10	Deandre Hopkins	WR	6-1	212	27	7	Clemson
11	Steven Mitchell Jr.	WR	5-10	186	25	1	Southern California
12	Kenny Stills	WR	6-1	202	27	7	Oklahoma
14	Deandre Carter	WR	5-8	190	26	2	Sacramento State
15	Will Fuller V	WR	6-0	184	25	4	Notre Dame
16	Keke Coutee	WR	5-11	187	22	2	Texas Tech
20	Justin Reid	S	6-1	203	22	2	Stanford
21	Bradley Roby	CB	5-11	194	27	6	Ohio State
22	Gareon Conley	CB	6-0	190	24	3	Ohio State
23	Carlos Hyde	RB	6-0	229	29	6	Ohio State
24	Johnathan Joseph	CB	5-11	186	35	14	South Carolina
25	Duke Johnson	RB	5-9	210	26	5	Miami (FL)
27	Mike Adams	S	5-11	205	38	16	Delaware
28	Vernon Hargreaves III	CB	5-10	204	24	4	Florida
30	Cornell Armstrong	CB	6-0	185	24	2	Kentucky
32	Lonnie Johnson Jr.	CB	6-2	213	24	2	Mississippi
33	A.J. Moore Jr.	S	5-11	200	23	2	Eastern Washington
34	Taiwan Jones	RB	6-0	195	31	9	Western Michigan
35	Keion Crossen	CB	5-10	185	23	2	Central Michigan
37	Jahleel Addae	S	5-10	195	29	7	Florida Atlantic
38	Buddy Howell	RB	6-1	218	23	2	Wyoming
39	Tashaun Gipson Sr.	S	6-1	212	29	8	Vanderbilt
41	Zach Cunningham	ILB	6-1	238	24	3	Texas A&M
44	Cullen Gillispia	FB	6-2	235	24	3	Rex
46	Jon Weeks	LS	5-10	242	33	10	Baylor
50	Tyrell Adams	ILB	6-2	230	27	4	West Georgia
51	Dylan Cole	ILB	6-0	237	25	3	Missouri State
52	Barkevious Mingo	OLB	6-5	235	29	7	LSU
54	Jacob Martin	OLB	6-2	242	23	2	Temple
55	Benardrick McKinney	OLB	6-4	257	26	5	Mississippi State
57	Brennan Scarlett	OLB	6-4	263	26	4	Stanford
58	Peter Kalambayi	ILB	6-3	254	24	2	Stanford
59	Whitney Mercilus	OLB	6-4	258	29	8	Illinois
63	Roderick Johnson	T	6-6	302	23	3	Florida State
65	Greg Mancz	C/G	6-4	306	27	5	Toledo
66	Nick Martin	C	6-4	295	26	4	Notre Dame
71	Tyus Howard	G/T	6-5	322	23	6	Alabama State
73	Zach Fulton	C/G	6-5	321	28	6	Tennessee
74	Max Scharping	G/T	6-6	327	23	3	Northern Illinois
77	Chris Clark	T	6-5	305	34	10	Southern Miss
78	Laremy Tunstall	T	6-5	313	25	4	Mississippi
87	Darren Fells	TE	6-7	270	33	6	California-Irvine
88	Jordan Akins	TE	6-4	243	27	2	Central Florida
91	Carlos Watkins	DE	6-3	297	25	3	Clemson
92	Brandon Dunn	NT	6-2	310	27	4	Louisville
93	Joel Heath	DE	6-6	302	26	4	Michigan State
94	Charles Omenihu	DE	6-5	280	22	2	Texas
97	Angelo Blackson	DE	6-4	319	26	5	Alabama
98	D.J. Reader	DE/NT	6-3	347	25	4	Clemson

COACHES:

Bill O'Brien (Head Coach), Romeo Crennel (Asst. Head Coach/Def. Coord.), Tim Kelly (Off. Coord.), Brad Seely (Special Teams Coord.), John Alward (Off. Asst.), Danny Barrett (Running Backs), Brian Cushing (Asst. Strength & Conditioning), Alameen Dard (Def. Asst.), Mike Devlin (Offensive Line), Joe Distor (Asst. Strength & Conditioning), Mike Eubanks (Head Strength & Conditioning), Jason George (Asst. Strength & Conditioning/Sports Science Coord.), Andre Johnson (Special Asst. to Head Coach), Bobby King (Inside Linebackers), Will Lawning (Tight Ends), D'Antoin Lypson (Asst. Secondary), Anthony Milgert (Secondary), Matt O'Donnell (Def. Asst.), John Pagano (Sf. Def. Asst./OLBs), John Perry (Wide Receivers), Carl Smith (Quarterbacks), Tracy Smith (Asst. Special Teams), Billy J. Volante (Asst. Strength & Conditioning/Performance Therapist), Anthony Weaver (Defensive Line), T.J. Yates (Off. Asst.)

COACHES: Bill O'Brien (Head Coach), Romeo Crennel (Asst. Head Coach/Def. Coord.), Tim Kelly (Off. Coord.), Brad Seely (Special Teams Coord.), John Alward (Off. Asst.), Danny Barrett (Running Backs), Brian Cushing (Asst. Strength & Conditioning), Akeem Dent (Def. Asst.), Mike Devlin (Offensive Line), Joe Distor (Asst. Strength & Conditioning), Mike Eubanks (Head Strength & Conditioning), Jason George (Asst. Strength & Conditioning/Sports Science Coord.), Andre Johnson (Special Advisor to Head Coach), Bobby King (Inside Linebackers), Will Lawing (Tight Ends), D'Antonio Lynn (Asst. Secondary), Anthony Midget (Secondary), Mark O'Donnell (Def. Asst.), John Pagano (St. Def. Asst./OLB), John Perry (Wide Receivers), Carl Smith (Quarterbacks), Tracy Smith (Asst. Special Teams), Billy J. Volante (Asst. Strength & Conditioning/Performance Therapist), Anthony Weaver (Defensive Line), T.J. Yates (Off. Asst.)	
--	--

<


COACHES: John Harbaugh (Head Coach), Don Martindale (Defensive Coordinator), Greg Roman (Offensive Coordinator), David Culley (Assistant Head Coach/Pass Coordinator/Wide Receivers), Richard Angulo (Assistant Offensive Line), Andy Bischoff (Assistant Tight Ends), Randy Brown (Assistant Special Teams), Joe Cullen (Defensive Line), Joe D'lessandro (Offensive Line), Bobby Engram (Tight Ends), Chris Hewitt (Defensive Backs), Chris Horton (Special Teams), Sterling Lucas (Defensive Assistant/Linebackers), Mike Macdonald (Linebackers), Jesse Minter (Assistant Defensive Backs), Steve Saunders (Head Strength & Conditioning), James Urban (Quarterbacks), Craig Yee Steeg (Senior Assistant/Running Backs), Anthony Watson (Assistant Strength & Conditioning), Matt Weiss (Running Backs), T.J. Weist (Assistant Special Teams), Drew Wilkins (Assistant Defensive Line & OLBs)	
---	--

RAVENS ALPHABETICAL	
89 Andrews, Mark.....TE	
34 Averett, Anthony.....CB	
49 Board, Chris.....OLB	
54 Bowser, Tyus.....OLB	
80 Boykin, Miles.....WR	
86 Boyle, Nick.....TE	
77 Bozeman, Bradley.....G/C	
15 Brown, Marquise.....WR	
78 Brown Jr., Orlando.....T	
37 Byrnes, Josh.....ILB	
39 Carr, Brandon.....CB	
36 Clark, Chuck.....S	
46 Cox, Morgan.....LS	
35 Edwards, Gus.....RB	
71 Ellis, Justin.....DT	
45 Ferguson, Jaylon.....OLB	
58 Fort, L.J.....ILB	
3 Griffin III, Robert.....QB	
43 Hill, Justice.....RB	
44 Humphrey, Marlon.....CB	
41 Hurst, Hayden.....TE	
74 Hurst, James.....G/T	
21 Ingram II, Mark.....RB	
33 Jackson, Bennett.....S	
8 Jackson, Lamar.....QB	
99 Judon, Matthew.....OLB	
4 Koch, Sam.....P	
41 Levine Sr., Anthony.....DB/LB	
37 Marshall, Inan.....CB	
7 McSorley, Trace.....QB	
65 Mekari, Patrick.....G/C	
48 Onwuasor, Patrick.....ILB	
96 Peko Sr., Domata.....DT	
24 Peters, Marcus.....CB	
97 Pierce, Michael.....DT	
72 Powers, Ben.....G	
42 Ricard, Patrick.....FB/DL	
28 Richards, Jordan.....DB	
11 Roberts, Seth.....WR	
12 Scott, Jaleel.....WR	
95 Sieler, Zach.....DT	
68 Skura, Matt.....C/G	
22 Smith, Jimmy.....CB	
83 Snead IV, Willie.....WR/RS	
79 Stanley, Ronnie.....T	
16 Thomas, DeAnthony.....WR/RS	
29 Thomas III, Earl.....S	
9 Tucker, Justin.....K	
53 Ward, Jihad.....DE	
98 Williams, Brandon.....DE	
73 Wormley, Chris.....DE	
Yanda, Marshal.....G/T	



HOUSTON
TEXANS

TEXANS BIOS



MIKE ADAMS

SAFETY

5-11 | 205 | DELAWARE

HOMETOWN: PATERSON, N.J. | AGE: 38

16TH NFL SEASON | 1ST WITH TEXANS | ACQUIRED: FA-'19

2019 GP/GS: 3/0 | CAREER GP/GS (POST): 225/149 (8/8)

TEAMS: SF '04-'06; CLE '07-'11; DEN '12-'13; IND '14-'16; CAR '17-'18; HOU '19



27

TRANSACTIONS: Signed by the San Francisco 49ers as a college free agent on April 28, 2004...Waived by the 49ers on Sept. 4, 2004...Signed to the 49ers practice squad on Sept. 6, 2004...Signed to the 49ers active roster on Nov. 13, 2004...Signed by the 49ers as a free agent on April 24, 2006...Signed by the Cleveland Browns as a free agent on April 2, 2007...Re-signed by the Browns as an unrestricted free agent on March 5, 2009...Signed by the Denver Broncos as an unrestricted free agent on March 15, 2012...Signed by the Indianapolis Colts as an unrestricted free agent on March 16, 2019...Re-signed by the Colts as an unrestricted free agent on March 10, 2015...Signed by the Carolina Panthers as an unrestricted free agent on March 10, 2017...Signed by the Houston Texans as a free agent on Oct. 1, 2019.

HONORS:

- Pro Bowl selection (2x – 2014-15)
- AFC Defensive Player of the Week (2015 - Week 5)

CAREER:

- Appeared in 225 games (149 starts) from 2004-2019, a total that ranks 11th in the NFL among active players, and out of the top 11, he is only one of three undrafted players
- Recorded 867 tackles (651 solo), 6.0 sacks, 30 interceptions (including two returned for touchdowns), 90 passes defended, 25 quarterback hits, 15 tackles for loss, 13 forced fumbles and 16 fumble recoveries from 2004-18
- His 222 games played from 2004-2018 are the most in the NFL among active defensive players and third among all defenders since 2004, behind Julius Peppers (238) and John Denney (224)
- Now in his 16th year in the league, he is the longest-tenured active safety in the NFL and his 16 seasons are tied for third-most among safeties all-time
- His 868 total tackles in his career are the fifth-most among all safeties over that span and the third-most among active safeties
- Posted 30 interceptions since entering the league in 2004, which is the most among active safeties and the seventh-best mark among all safeties over that span
- The only active NFL player with at least 800 career tackles and 30 career interceptions

2019 (Houston 3/0):

- Did not play in Week 11
- Signed by the Texans prior to Week 5
- Notched his first tackle as a member of the Texans at

- Jacksonville (11/3)
- Contributed on both defense and special teams vs. Oakland (10/27)
- Inactive in Week 7
- Did not play in Week 6
- Made his Texans debut vs. Atlanta (10/6) and contributed on special teams

2018 (Carolina 16/16):

- Played in all 16 games (16 starts) for Carolina and totaled 75 tackles (47 solo), three interceptions, three tackles for loss, three passes defended and one quarterback hit on the season
- His 75 tackles ranked fourth on the Panthers defense and his three interceptions were second on the team
- One of only 22 players in the NFL in 2018 to record at least 75 tackles and three interceptions on the season
- Finished second on the team with nine total tackles (six solo) and added one tackle for loss at Detroit (11/18)
- Notched his third interception of the season vs. Baltimore (10/28), picking off a pass from QB Joe Flacco in the second quarter. Added three total tackles and one pass defended in the game
- Recorded his first-career game with multiple interceptions after notching two picks vs. the N.Y. Giants (10/7). Added six total tackles (five solo) and two passes defended in the game

2017 (Carolina 16/16, 1/1):

- Started in all 16 games as part of a Carolina defense that ranked seventh in the league in total yards allowed
- Finished the season with 69 total tackles (48 solo), two interceptions, one tackle for loss, 10 passes defended, two quarterback hits, two forced fumbles and two fumble recoveries
- Started in the NFC Wild Card Round at New Orleans (1/7/18) and notched his first postseason interception, picking off a QB Drew Brees pass in the fourth quarter. Added four total tackles (three solo) and one tackle for loss in the game
- Played in his 200th career game on Monday night vs. Miami (11/13) and notched four total tackles (three solo) and one pass defended
- Recorded an interception in his second-consecutive game for the second time in his career vs. Atlanta (11/5), picking off a pass from QB Matt Ryan and returning it 40 yards. Added one total tackle and two passes defended in the

game

- ✦ Tallied his first interception of the season at Tampa Bay (10/29) off of a pass from QB Jameis Winston in the fourth quarter. Also recorded three solo tackles and one pass defended in the game

2016 (Indianapolis 15/15):

- ✦ Played in 15 games (15 starts) and finished the season second on the team with 79 total tackles (62 solo) and added two interceptions, one tackle for loss, two quarterback hits, two passes defended, two forced fumbles and two fumble recoveries
- ✦ Finished the Week 15 game at Minnesota (12/18) with six total tackles (five solo), one interception, one pass defended, one forced fumble and one fumble recovery
- ✦ Recorded his first interception of the season at the N.Y. Jets (12/5), picking off QB Bryce Petty in the third quarter and returning it for a career-long 56 yards. Added three total tackles (two solo) and one pass defended

2015 (Indianapolis 13/13):

- ✦ Played in 13 games (13 starts) and finished the season with 75 total tackles (52 solo), 1.0 sack, one tackle for loss, five interceptions (one returned for a touchdown), six passes defended, three forced fumbles and one fumble recovery, earning a second-consecutive Pro Bowl selection
- ✦ His three forced fumbles set a new single-season career high and his five interceptions tied for sixth in the NFL and matched his single-season career high (2014)
- ✦ Made his 100th career start vs. Houston (12/20) and finished with 10 total tackles (five solo) and stripped Texans RB Alfred Blue and recovered the fumble
- ✦ Notched his first sack since 2012 and added four solo tackles and one forced fumble at Jacksonville (12/13)
- ✦ Tied his single-game career high with 12 total tackles (11 solo) at Pittsburgh (12/6). Also recovered a fumble in the game
- ✦ Recorded the second touchdown of his career vs. New England (10/18) after intercepting QB Tom Brady and returning it 14 yards for the score
- ✦ Was named AFC Player of the Week after his performance at Houston (10/16), intercepting QB Brian Hoyer and QB Ryan Mallett, while adding four total tackles (three solo) and two passes defended

2014 (Indianapolis 16/16, 3/3):

- ✦ Started in all 16 games and established a single-season career high with 87 tackles (67 solo) and added five interceptions, one tackle for loss, one quarterback hit, 11 passes defended, two forced fumbles and two fumble recoveries, earning his first-career Pro Bowl selection
- ✦ Tied for first in the NFL in takeaways with seven (five interceptions, two forced fumbles), a single-season career high
- ✦ Finished second on the team with nine total tackles (two solo) in the AFC Championship game at New England (1/18/15)
- ✦ Totaled nine tackles (seven solo) in the AFC Wild Card Round vs. Cincinnati (1/4/15), finishing second on the team
- ✦ Led the secondary with 11 tackles (eight solo) and

notched two interceptions vs. New England (11/16), his third-career game and second of the season with multiple interceptions

- ✦ Tied his single-game career high with two interceptions vs. Tennessee (9/28), including a game-deciding interception in the fourth quarter
- ✦ Led the secondary with eight tackles (eight solo) and eclipsed the 500 mark in career tackles vs. Philadelphia (9/15)

2013 (Denver 16/7, 3/3):

- ✦ Appeared in all 16 games (seven starts) and registered 61 tackles (45 solo), one tackle for loss, one interception, one quarterback hit, six passes defended and one fumble recovery on the season
- ✦ Started in Super Bowl XLVIII against Seattle and tallied six tackles
- ✦ Led the team with nine tackles and added his first interception of the season at Houston (12/22)
- ✦ Tied for the team lead with six total tackles (six solo) and broke up a pass from QB Alex Smith to seal the victory at Kansas City (12/1)

2012 (Denver 16/16, 1/1):

- ✦ Started in all 16 games and finished second on the team with 80 tackles (60 solo) and added 1.0 sack, one tackle for loss, two fumble recoveries and established single-season career highs with eight quarterback hits and 11 passes defended
- ✦ Made his playoff debut in the AFC Divisional Round vs. Baltimore (1/12/13) and notched two solo tackles and one pass defended
- ✦ Recorded his first-career safety at Carolina (11/11), sacking Panthers QB Cam Newton in the end zone. Added four total tackles (three solo), one tackle for loss and one quarterback hit
- ✦ Established a single-game career high with 12 tackles (six solo) at New England (10/7) and recovered a fumble

2011 (Cleveland 16/16):

- ✦ Started in all 16 games for the first time in his career and finished the season with 61 total tackles (41 solo), a team-high three interceptions, six passes defended, one forced fumble and one fumble recovery
- ✦ Recorded takeaways in three consecutive games (Weeks 3-5), including an interception vs. Miami (9/25), an interception vs. Tennessee (10/2) and a fumble recovery at Oakland (10/16)
- ✦ Posted 10 total tackles (six solo) and added an interception, which he returned for 29 yards at Pittsburgh (12/8)

2010 (Cleveland 15/2):

- ✦ Saw action in 15 games (two starts) and contributed on defense and special teams, totaling 34 tackles (31 solo), 1.0 sack, one tackle for loss, two interceptions, two quarterback hits and six passes defended, while adding 12 special teams tackles, the third most on the team
- ✦ Notched his second interception of the season at Miami (12/5), picking off QB Chad Henne in the fourth quarter to seal the Browns' victory
- ✦ Tallied a season-high seven total tackles (five solo), three

passes defended and his first interception of the season in the season opener at Tampa Bay (9/12), picking off QB Josh Freeman in the second quarter and returning it 26 yards

2009 (Cleveland 16/9):

- ✦ Appeared in all 16 games and registered 59 total tackles (50 solo), 1.0 sack, four tackles for loss, two quarterback hits, eight passes defended and one fumble recovery, while adding 10 special teams tackles
- ✦ Registered his first sack of the season vs. Oakland (12/27), bringing down QB Charlie Frye for a loss of six yards to bring up fourth down and hold the Raiders to a field goal. Added seven total tackles (six solo), one tackle for loss, one quarterback hit and two passes defended in the contest
- ✦ Posted a season high and tied for the team lead with 10 total tackles (six solo) at Cincinnati (11/29)

2008 (Cleveland 14/5):

- ✦ Played in 14 games (five starts) and totaled 41 tackles (33 solo), one tackle for loss, two interceptions, one quarterback hit, two passes defended and one fumble recovery, while adding three tackles on special teams
- ✦ Registered an interception in his second-consecutive game, picking off QB Ryan Fitzpatrick at Cincinnati (9/28), while adding two total tackles (one solo), one pass defended and his first fumble recovery of the season
- ✦ Picked off QB Joe Flacco at Baltimore (9/21) for his first interception of the season and added four total tackles (three solo) and one pass defended

2007 (Cleveland 15/0):

- ✦ Appeared in 15 games in his first season with the Cleveland Browns and finished the season with 13 total tackles (11 solo), 1.0 sack, one quarterback hit and two passes defended
- ✦ Registered his first sack of the season and second of his career at Baltimore, bringing down QB Kyle Boller for a loss of seven yards. Also recovered a fumble on special teams in the game
- ✦ Notched a season-high five total tackles (four solo) and added one pass defended vs. Cincinnati (9/16)

2006 (San Francisco 16/8):

- ✦ Appeared in all 16 games (eight starts) for the first time in his career, totaling 56 tackles (45 solo), two quarterback hits and three passes while adding nine tackles on special teams
- ✦ Registered a season-high eight total tackles (seven solo) and added one quarterback hit

2005 (San Francisco 14/10):

- ✦ Appeared in 14 games (10 starts) and totaled 72 total tackles (55 solo) and added 1.0 sack, four interceptions (one returned for a touchdown), 10 passes defended and one fumble recovery, while adding five tackles and a forced fumble on special teams
- ✦ His four interceptions tied for the team lead
- ✦ Recorded his first-career multi-interception game in the season finale vs. Houston (1/1/06), picking off QB Tony Banks twice, including one returned 40 yards for a touchdown in the third quarter
- ✦ Notched his first-career sack and the second interception of his career in the season opener vs. St. Louis (9/11), while adding four total tackles (four solo) and two passes defended

2004 (San Francisco 8/0):

- ✦ Spent the first half of the season on the practice squad before being promoted to the active roster and playing in the final eight games of the season
- ✦ Finished with five total tackles (four solo), an interception and a pass defended on defense and added four tackles and a fumble recovery on special teams
- ✦ Notched his first-career interception vs. Miami (11/28), picking off QB A.J. Feely in the second quarter. Added two solo tackles in the contest

COLLEGE:

- ✦ Played in 43 games (23 starts) over four seasons (2000-03) at the University of Delaware in Newark, Del., and finished his collegiate career with 213 tackles, 11 interceptions and 14 passes defended
- ✦ His 11 interceptions are tied for 12th in school history
- ✦ Named a team captain as a senior in 2003 and helped the Blue Hens to a Division 1-AA National Championship
- ✦ Earned second team All-Atlantic 10 Conference honors as a senior

PERSONAL:

- ✦ Attended Passaic Tech High School in Wayne, N.J., where he helped his team to the New Jersey Group 4 state title in 1998
- ✦ Inducted into his high school's hall of fame in 2009 and had his jersey retired in 2010
- ✦ Has been active in the community since entering the league, participating in many community outreach efforts in order to give back to his hometown of Paterson, N.J., including donating 600 winter coats to Oasis – a haven for women and children, donating school supplies to kindergarten students at Edward W. Kilpatrick Elementary School and hosting an annual football camp called Team Adams

TEXANS BIOS

MIKE ADAMS' NFL REGULAR SEASON DEFENSIVE STATISTICS

DATE TEAM	GP	GS	TK	S	A	TACKLES					QBH	NO	INTERCEPTIONS					FUMBLES			ST					MISC	
						TFL	YDS	SK	YDS	YDS			LG	TD	PD	FF	FR	YDS	TK	S	A	FF	FR	S	A		
2004 49ers	8	0	5	4	1	0	0	0.0	0.0	0	1	0	0	0	1	0	0	0	4	1	3	0	1	0	0		
2005 49ers	14	10	72	55	17	0	0	1.0	5.0	0	4	36	40t	1	10	0	1	0	5	4	1	1	0	0	0		
2006 49ers	16	8	56	45	11	0	0	0.0	0.0	2	0	0	0	0	3	0	0	0	9	9	0	0	0	0	0		
2007 Browns	15	0	13	11	2	0	0	1.0	7.0	1	0	0	0	0	2	0	0	0	16	16	0	0	1	0	0		
2008 Browns	14	5	41	33	8	1	0	0.0	0.0	1	2	18	18	0	2	0	1	0	3	3	0	0	0	0	0		
2009 Browns	16	9	59	50	9	4	0	1.0	6.0	2	0	0	0	0	8	0	1	1	10	8	2	0	0	0	0		
2010 Browns	15	2	34	31	3	1	0	1.0	10.0	2	2	51	26	0	6	0	0	0	12	8	4	0	0	0	0		
2011 Browns	16	16	61	41	20	0	0	0.0	0.0	0	3	33	29	0	6	1	1	0	3	3	0	0	0	0	0		
2012 Broncos	16	16	80	60	20	1	0	1.0	2.0	8	0	0	0	0	11	2	2	0	0	0	0	0	0	0	0		
2013 Broncos	16	7	61	45	16	1	1	0.0	0.0	1	1	3	3	0	6	0	1	0	3	3	0	0	0	0	0		
2014 Colts	16	16	87	67	20	1	1	0.0	0.0	1	5	24	10	0	11	2	2	0	0	0	0	0	0	0	0		
2015 Colts	13	13	75	52	23	1	2	1.0	8.0	2	5	63	38	1	6	3	1	0	0	0	0	0	0	0	0		
2016 Colts	15	15	79	62	17	1	1	0.0	0.0	2	2	56	56	0	2	2	2	0	0	0	0	0	0	0	0		
2017 Panthers	16	16	69	48	21	1	5	0.0	0.0	2	2	42	40	0	10	2	2	4	0	0	0	0	0	0	0		
2018 Panthers	16	16	75	47	28	3	10	0.0	0.0	1	3	11	18	0	6	0	0	0	0	0	0	0	0	0	0		
2019 Texans	3	0	1	1	0	0	0	0.0	0.0	0	0	0	0	0	0	0	0	0	0	0	0	0	0	0	0		
NFL TOTALS	225	149	868	652	216	15	20	6.0	38.0	25	30	337	56	2	90	12	14	5	65	55	10	1	2	0	0		

MIKE ADAMS' NFL POSTSEASON DEFENSIVE STATISTICS

DATE TEAM	GP	GS	TK	S	A	TACKLES					QBH	NO	INTERCEPTIONS					FUMBLES			ST					MISC	
						TFL	YDS	SK	YDS	YDS			LG	TD	PD	FF	FR	YDS	TK	S	A	FF	FR	S	A		
2012 Broncos	1	1	2	2	0	0	0	0.0	0.0	0	0	0	0	0	1	0	0	0	0	0	0	0	0	0	0	0	
2013 Broncos	3	3	12	12	0	0	0	0.0	0.0	0	0	0	0	0	1	0	0	0	0	0	0	0	0	0	0	0	
2014 Colts	3	3	19	10	9	0	0	0.0	0.0	0	0	0	0	0	1	0	0	0	0	0	0	0	0	0	0	0	
2017 Panthers	1	1	4	3	1	1	3	0.0	0.0	0	1	1	1	0	1	0	0	0	0	0	0	0	0	0	0	0	
NFL TOTALS	8	8	37	27	10	1	3	0.0	0.0	0	1	1	1	0	4	0	0	0	0	0	0	0	0	0	0	0	

SINGLE-GAME HIGHS: DEFENSIVE

Total Tackles	12 at Pittsburgh Steelers, Dec 06, 2015 ...1 more at 12.	Interceptions	2 vs. New York Giants, Oct 07, 2018 ...4 more at 2.
Sacks	1.0 at Jacksonville Jaguars, Dec 13, 2015 ...5 more at 1.0.	Interception Return Yards	56 at New York Jets, Dec 05, 2016
Passes Defensed	3 vs. Tennessee Titans, Sep 28, 2014 ...3 more at 3.	Special Teams Tackles	3 at Arizona Cardinals, Dec 02, 2007 ...2 more at 3.
Forced Fumbles	1 at Atlanta Falcons, Dec 31, 2017 ...11 more at 1.	Special Teams Forced Fumbles	1 at Philadelphia Eagles, Sep 18, 2005
Fumble Recoveries	1 vs. Green Bay Packers, Dec 17, 2017 ...13 more at 1.	Special Teams Fumble Recoveries	1 at Baltimore Ravens, Nov 18, 2007 ...1 more at 1.
Tackles For Loss	1 at Detroit Lions, Nov 18, 2018 ...14 more at 1.		

SINGLE-GAME HIGHS - POSTSEASON: DEFENSIVE

Total Tackles	9 at New England Patriots, Jan 18, 2015 ...1 more at 9.	Interceptions	1 at New Orleans Saints, Jan 07, 2018
Passes Defensed	1 at New Orleans Saints, Jan 07, 2018 ...3 more at 1.	Interception Return Yards	1 at New Orleans Saints, Jan 07, 2018
Tackles For Loss	1 at New Orleans Saints, Jan 07, 2018		


TEXANS BIOS

2018 GAME-BY-GAME REGULAR SEASON STATISTICS (PANTHERS)

				TACKLES							INTERCEPTIONS					FUMBLES			ST				MISC					
W	DATE	OPPONENT		TK	S	A	SK	YDS	TFL	YDS	QBH	NO	YDS	LG	TD	PD	FF	FR	YDS	TK	S	A	FF	FR	S	AW/L	SCORE	
01	09/09	Cowboys	S	5	2	3	0.0	0.0	0	0	0	0	0	0	0	0	0	0	0	0	0	0	0	0	0	W	16-8	
02	09/16	at Falcons	S	4	4	0	0.0	0.0	0	0	0	0	0	0	0	0	0	0	0	0	0	0	0	0	0	L	24-31	
03	09/23	Bengals	S	5	4	1	0.0	0.0	1	7	0	0	0	0	0	0	0	0	0	0	0	0	0	0	0	W	31-21	
05	10/07	Giants	S	6	5	1	0.0	0.0	0	0	0	2	18	18	0	2	0	0	0	0	0	0	0	0	0	W	33-31	
06	10/14	at Redskins	S	6	4	2	0.0	0.0	1	2	0	0	0	0	0	1	0	0	0	0	0	0	0	0	0	0	L	17-23
07	10/21	at Eagles	S	6	3	3	0.0	0.0	0	0	0	0	0	0	0	2	0	0	0	0	0	0	0	0	0	0	W	21-17
08	10/28	Ravens	S	3	3	0	0.0	0.0	0	0	0	1	-7	-7	0	1	0	0	0	0	0	0	0	0	0	0	W	36-21
09	11/04	Buccaneers	S	6	5	1	0.0	0.0	0	0	0	0	0	0	0	0	0	0	0	0	0	0	0	0	0	0	W	42-28
10	11/08	at Steelers	S	6	3	3	0.0	0.0	0	0	1	0	0	0	0	0	0	0	0	0	0	0	0	0	0	0	L	21-52
11	11/18	at Lions	S	9	6	3	0.0	0.0	1	1	0	0	0	0	0	0	0	0	0	0	0	0	0	0	0	0	L	19-20
12	11/25	Seahawks	S	5	1	4	0.0	0.0	0	0	0	0	0	0	0	0	0	0	0	0	0	0	0	0	0	0	L	27-30
13	12/02	at Buccaneers	S	2	1	1	0.0	0.0	0	0	0	0	0	0	0	0	0	0	0	0	0	0	0	0	0	0	L	17-24
14	12/09	at Browns	S	1	0	1	0.0	0.0	0	0	0	0	0	0	0	0	0	0	0	0	0	0	0	0	0	0	L	20-26
15	12/17	Saints	S	6	3	3	0.0	0.0	0	0	0	0	0	0	0	0	0	0	0	0	0	0	0	0	0	0	L	9-12
16	12/23	Falcons	S	4	3	1	0.0	0.0	0	0	0	0	0	0	0	0	0	0	0	0	0	0	0	0	0	0	L	10-24
17	12/30	at Saints	S	1	0	1	0.0	0.0	0	0	0	0	0	0	0	0	0	0	0	0	0	0	0	0	0	0	W	33-14
2018 TOTALS				16-16	75	47	28	0.0	0.0	3	10	1	3	11	18	0	6	0	0	0	0	0	0	0	0	0	7-9	

2019 GAME-BY-GAME REGULAR SEASON STATISTICS (TEXANS)

		2019 GAME BY GAME REGULAR SEASON STATISTICS (PER GAME)																									
W	DATE	OPPONENT	TACKLES							INTERCEPTIONS					FUMBLES			ST					MISC		AW/L	SCORE	
			TK	S	A	SK	YDS	TFL	YDS	QBH	NO	YDS	LG	TD	PD	FF	FR	YDS	TK	S	A	FF	FR	S			A
01	09/09	at Saints	NOT ON ROSTER																				L	28-30			
02	09/15	Jaguars	NOT ON ROSTER																				W	13-12			
03	09/22	at Chargers	NOT ON ROSTER																				W	27-20			
04	09/29	Panthers	NOT ON ROSTER																				L	10-16			
05	10/06	Falcons	P	0	0	0	0.0	0.0	0	0	0	0	0	0	0	0	0	0	0	0	0	0	0	0	0	W	53-32
06	10/13	at Chiefs	DID NOT PLAY																				W	31-24			
07	10/20	at Colts	INACTIVE																				L	23-30			
08	10/27	Raiders	P	0	0	0	0.0	0.0	0	0	0	0	0	0	0	0	0	0	0	0	0	0	0	0	0	W	27-24
09	11/03	at Jaguars	P	1	1	0	0.0	0.0	0	0	0	0	0	0	0	0	0	0	0	0	0	0	0	0	0	W	26-3
11	11/17	at Ravens	DID NOT PLAY																				L	7-41			
2019 TOTALS		3-0	1	1	0	0.0	0.0	0	0	0	0	0	0	0	0	0	0	0	0	0	0	0	0	0	0	6-4	



TYRELL ADAMS

INSIDE LINEBACKER

6-2 | 230 | WEST GEORGIA

HOMETOWN: ATLANTA, GA. | AGE: 27

4TH NFL SEASON | 2ND WITH TEXANS | ACQUIRED: FA-'18

CAREER GP/GS (POST): 16/0 (2/0)

TEAMS: KC '15-16; SEA '15; OAK '16-17; BUF '17; HOU '18-19



50

TRANSACTIONS: Signed by the Seattle Seahawks as a college free agent on May 12, 2015...Waived by the Seahawks on Sept. 5, 2015...Signed to the Kansas City Chiefs practice squad on Sept. 14, 2015...Released from the Chiefs practice squad on Oct. 13, 2015...Signed to the Seahawks practice squad on Oct. 15, 2015...Released from the Seahawks practice squad on Oct. 29, 2015...Signed to the Chiefs practice squad on Nov. 3, 2015...Signed by Kansas City on Jan. 18, 2016...Waived by the Chiefs on Sept. 3, 2016...Signed to Kansas City's practice squad on Sept. 5, 2016...Released from the Chiefs practice squad on Sept. 6, 2016...Signed to the Oakland Raiders practice squad on Oct. 5, 2016...Signed to the Raiders active roster on Nov. 26, 2016...Waived by the Raiders on Oct. 16, 2017...Claimed off waivers by the Buffalo Bills on Oct. 18, 2017...Released by the Bills on Oct. 19, 2017...Signed by the Indianapolis Colts on Feb. 23, 2018...Released by the Colts on Sept. 1, 2018...Signed to the Houston Texans practice squad on Oct. 2, 2018...Signed to the Texans active roster on Oct. 6, 2018...Waived by the Texans on Oct. 24, 2018...Signed to the San Francisco 49ers practice squad on Nov. 27, 2018...Signed to the Texans active roster on Dec. 26, 2018...Waived by the Texans on Aug. 31, 2019...Signed to the Texans practice squad on Sept. 2, 2019...Signed to the Texans active roster on Sept. 25, 2019.

2019 (Houston 0/0):

- Promoted to the active roster prior to Week 4
- Inactive for Weeks 4-11

2018 (Houston 4/0; 1/0):

- Recorded three special teams tackles and one blocked punt in four games in 2018
- Contributed on special teams in his Texans debut vs. Dallas (10/7)
- Notched a career-high two special teams total tackles and his first career punt block when he blocked Bills P Corey Bojorquez's punt in the second quarter vs. Buffalo (10/14)
- Contributed on special teams at Jacksonville (10/21)

- Waived by the Texans prior to Week 8
- Spent Week 13-16 on the 49ers practice squad
- Signed by the Texans prior to Week 17
- Recorded one special teams tackle vs. Jacksonville (12/30)
- Tallied one special teams tackle in his postseason debut in the Wild Card Round vs. Indianapolis (1/5)

2017 (Oakland 6/0):

- Recorded 15 total tackles (eight solo) and three total special teams tackles in six games
- Notched a career-high seven total tackles (four solo) at Tennessee (9/10)
- Registered two solo stops and one special teams tackle vs. the N.Y. Jets in Week 2
- Tallied six total tackles (two solo) vs. Baltimore in Week 5 (10/8)

2016 (Oakland 6/0; 1/0):

- Contributed on special teams in six regular season games for the Raiders, along with the Wild Card Round against the Texans (1/1/17)
- Made his NFL debut in Week 12 vs. Carolina (11/27)

COLLEGE:

- Played four seasons (2011-14) at the University of West Georgia in Carrollton, Ga.
- Tallied 220 total tackles, 22.5 tackles for loss, 3.0 sacks and four interceptions in 44 career games at West Georgia
- Earned All-Gulf South Conference First Team honors as a junior in 2013 and the USA College Football All-America First Team in 2014

PERSONAL:

- Attended Mays High School in Atlanta
- Led Mays High to an 8-3 record as a senior
- Majored in accounting at West Georgia

TEXANS BIOS

TYRELL ADAMS' NFL REGULAR SEASON DEFENSIVE STATISTICS

DATE TEAM	GP GS	TK	TACKLES					QBH	INTERCEPTIONS					FUMBLES			ST					MISC	
			S	A	TFL	YDS	SK		NO	YDS	LG	TD	PD	FF	FR	YDS	TK	S	A	FF	FR	S	A
2015 Chiefs	0 0	0	0	0	0	0	0.0	0.0	0	0	0	0	0	0	0	0	0	0	0	0	0	0	0
2015 Seahawks	0 0	0	0	0	0	0	0.0	0.0	0	0	0	0	0	0	0	0	0	0	0	0	0	0	0
2015 TOTAL	0 0	0	0	0	0	0	0.0	0.0	0	0	0	0	0	0	0	0	0	0	0	0	0	0	0
2016 Chiefs	0 0	0	0	0	0	0	0.0	0.0	0	0	0	0	0	0	0	0	0	0	0	0	0	0	0
2016 Raiders	6 0	0	0	0	0	0	0.0	0.0	0	0	0	0	0	0	0	0	0	0	0	0	0	0	0
2016 TOTAL	6 0	0	0	0	0	0	0.0	0.0	0	0	0	0	0	0	0	0	0	0	0	0	0	0	0
2017 Raiders	6 0	15	8	7	0	0	0.0	0.0	0	0	0	0	0	0	0	0	3	3	0	0	0	0	0
2017 Bills	0 0	0	0	0	0	0	0.0	0.0	0	0	0	0	0	0	0	0	0	0	0	0	0	0	0
2017 TOTAL	6 0	15	8	7	0	0	0.0	0.0	0	0	0	0	0	0	0	0	3	3	0	0	0	0	0
2018 Texans	4 0	0	0	0	0	0	0.0	0.0	0	0	0	0	0	0	0	0	3	1	2	0	0	0	0
2019 Texans	0 0	0	0	0	0	0	0.0	0.0	0	0	0	0	0	0	0	0	0	0	0	0	0	0	0
NFL TOTALS	16 0	15	8	7	0	0	0.0	0.0	0	0	0	0	0	0	0	0	6	4	2	0	0	0	0

TYRELL ADAMS' NFL POSTSEASON DEFENSIVE STATISTICS

DATE TEAM	GP GS	TK	TACKLES					QBH	INTERCEPTIONS					FUMBLES			ST					MISC	
			S	A	TFL	YDS	SK		NO	YDS	LG	TD	PD	FF	FR	YDS	TK	S	A	FF	FR	S	A
2016 Raiders	1 0	0	0	0	0	0	0.0	0.0	0	0	0	0	0	0	0	0	0	0	0	0	0	0	0
2018 Texans	1 0	0	0	0	0	0	0.0	0.0	0	0	0	0	0	0	0	0	0	0	0	0	0	0	0
NFL TOTALS	2 0	0	0	0	0	0	0.0	0.0	0	0	0	0	0	0	0	0	0	0	0	0	0	0	0

SINGLE-GAME HIGHS: DEFENSIVE

Total Tackles 7 at Tennessee Titans, Sep 10, 2017

Special Teams Tackles

2 vs. Buffalo Bills, Oct 14, 2018

2018 GAME-BY-GAME REGULAR SEASON STATISTICS (TEXANS)

			TACKLES							INTERCEPTIONS					FUMBLES			ST					MISC				
W	DATE	OPPONENT	TK	S	A	SK	YDS	TFL	YDS	QBH	NO	YDS	LG	TD	PD	FF	FR	YDS	TK	S	A	FF	FR	S	A	W/L	SCORE
01	09/09	at Patriots											NOT ON ROSTER												L	20-27	
02	09/16	at Titans											NOT ON ROSTER												L	17-20	
03	09/23	Giants											NOT ON ROSTER												L	22-27	
04	09/30	at Colts											NOT ON ROSTER												W	37-34+	
05	10/07	Cowboys	P	0	0	0	0.0	0.0	0	0	0	0	0	0	0	0	0	0	0	0	0	0	0	0	0	W	19-16+
06	10/14	Bills	P	0	0	0	0.0	0.0	0	0	0	0	0	0	0	0	0	0	0	2	1	1	0	0	0	W	20-13
07	10/21	at Jaguars	P	0	0	0	0.0	0.0	0	0	0	0	0	0	0	0	0	0	0	0	0	0	0	0	0	W	20-7
08	10/25	Dolphins											NOT ON ROSTER												W	42-23	
09	11/04	at Broncos											NOT ON ROSTER												W	19-17	
11	11/18	at Redskins											NOT ON ROSTER												W	23-21	
12	11/26	Titans											NOT ON ROSTER												W	34-17	
13	12/02	Browns											NOT ON ROSTER												W	29-13	
14	12/09	Colts											NOT ON ROSTER												L	21-24	
15	12/15	at Jets											NOT ON ROSTER												W	29-22	
16	12/23	at Eagles											NOT ON ROSTER												L	30-32	
17	12/30	Jaguars	P	0	0	0	0.0	0.0	0	0	0	0	0	0	0	0	0	0	0	1	0	1	0	0	0	W	20-3
2018 TOTALS			4-0	0	0	0	0.0	0.0	0	0	0	0	0	0	0	0	0	0	0	3	1	2	0	0	0	0	11-5

+ - Overtime

TEXANS BIOS

2019 GAME-BY-GAME REGULAR SEASON STATISTICS (TEXANS)

W	DATE	OPPONENT	TACKLES							INTERCEPTIONS					FUMBLES			ST					MISC		AW/L	SCORE
			TK	S	A	SK	YDS	TFL	YDS	QBH	NO	YDS	LG	TD	PD	FF	FR	YDS	TK	S	A	FF	FR	S		
01	09/09	at Saints																							L	28-30
02	09/15	Jaguars																							W	13-12
03	09/22	at Chargers																							W	27-20
04	09/29	Panthers																							L	10-16
05	10/06	Falcons																							W	53-32
06	10/13	at Chiefs																							W	31-24
07	10/20	at Colts																							L	23-30
08	10/27	Raiders																							W	27-24
09	11/03	at Jaguars																							W	26-3
11	11/17	at Ravens																							L	7-41
2019 TOTALS			0	0	0	0.0	0.0	0	0	0	0	0	0	0	0	0	0	0	0	0	0	0	0	0	6-4	

2018 GAME-BY-GAME POSTSEASON STATISTICS (TEXANS)

			TACKLES							INTERCEPTIONS					FUMBLES			ST					MISC				
W	DATE	OPPONENT	TK	S	A	SK	YDS	TFL	YDS	QBH	NO	YDS	LG	TD	PD	FF	FR	YDS	TK	S	A	FF	FR	S	A	W/L	SCORE
01	01/05	Colts	P	0	0	0	0.0	0.0	0	0	0	0	0	0	0	0	0	0	0	0	0	0	0	0	0	L	7-21
2018 TOTALS			1-0	0	0	0	0.0	0.0	0	0	0	0	0	0	0	0	0	0	0	0	0	0	0	0	0	0-1	



JAHLEEL ADDAE

SAFETY

5-10 | 195 | CENTRAL MICHIGAN

HOMETOWN: VALRICO, FLA. | AGE: 29

7TH NFL SEASON | 1ST WITH TEXANS | ACQUIRED: FA-'19

2019 GP/GS: 10/2 | CAREER GP/GS (POST): 90/61 (4/3)

TEAMS: LAC '13-18; HOU '19



37

TRANSACTIONS: Signed by the San Diego Chargers as an undrafted free agent on April 27, 2013...Resigned by the Chargers as a restricted free agent on March 24, 2016...Resigned by the Los Angeles Chargers as an unrestricted free agent on March 9, 2017...Signed by the Houston Texans as a free agent on May 2, 2019

CAREER:

- Spent six seasons (2013-18) with the Chargers after initially entering the league as an undrafted free agent with the Chargers in 2013
- Over his career, has amassed 380 tackles (293 solo), 4.5 sacks, 18 tackles for loss, three interceptions, 23 passes defended, two forced fumbles and three fumble recoveries
- Became only the second undrafted player in Chargers history to surpass 300 career tackles (LB Stephen Cooper)

2019 (Houston 10/2):

- Posted one solo tackle at Baltimore (11/17)
- Registered two total tackles (two solo), one pass defended and notched his first interception as a member of the Texans at Jacksonville (11/3), picking off Jaguars QB Gardner Minshew II in the fourth quarter and returning it one yard.
- Notched his first start as a member of the Texans and recorded one total tackle vs. Oakland (10/27)
- Finished with two total tackles (two solo) at Indianapolis (10/20)
- Contributed as a reserve safety in the win over Kansas City (10/13)
- Led the team with 10 total tackles (nine solo) vs. Atlanta (10/6) despite not starting in the game. His 10 tackles were the second-most total tackles in a game in his NFL career
- Notched his first pass defended of the season vs. Carolina (9/29)
- Registered two solo tackles on defense and one tackle on special teams in the Week 3 win over the L.A. Chargers (9/22)
- Posted three solo tackles in the Week 2 win vs. Jacksonville (9/15)
- Played in the season opener at New Orleans (9/9) and recorded two solo tackles

2018 (Los Angeles Chargers 16/16, 2/2):

- Started all 16 regular season games at safety, totaling 75 tackles (52 solo), one interception, one sack, six passes

defensed and a fumble recovery

- Eclipsed 300 tackles, becoming only the second undrafted player in franchise history to achieve the feat
- Posted nine tackles in his 70th-career game at Cleveland (10/14)
- Registered a season-high 10 tackles at Seattle (11/4) and brought down QB Russell Wilson for a loss of 13 yards, notching his first sack of the season. Also tipped a pass in the end zone on the final play of the game to preserve the eight-point victory
- Tallied nine tackles (seven solo) vs. Cincinnati (12/9)
- Notched the second interception of his career at Denver (12/30) off of a tipped pass from QB Case Keenum, and returned it 19 yards
- Part of a defense that only allowed 229 yards in the AFC Wild Card game at Baltimore (1/6/19), setting a postseason franchise record. The defense also only allowed a record 69 yards in the first half, the fewest allowed in a postseason game since the 2006 AFC Wild Card
- Racked up 13 tackles (seven solo), including one tackle for loss in the AFC Divisional game at New England (1/13/19), establishing a new postseason career high

2017 (Los Angeles Chargers 16/16):

- Started in all 16 games at SS for the first time in his career and led the team with a career-high 96 tackles (66 solo).
- Also recorded a half-sack, nine tackles for loss and seven passes defended on the season
- Part of a defensive backfield that allowed only one 100-yard receiving performance in 2017, only one of four teams in the NFL to do so
- Tied for the team lead with seven tackles vs. Miami (9/17), his 50th career game
- Led the Chargers defense with a regular season career-high 11 tackles vs. Philadelphia (10/1)
- Posted a team-high nine tackles (six solo), one tackle for loss and two passes defended vs. Denver (10/22)
- Played in all 89 defensive snaps at New England (10/29), the only player to do so, and recorded eight solo tackles, two tackles for loss and a pass defended
- Got in on his first sack of the season at the New York Jets (12/24), assisting LB Kyle Emmanuel to bring down QB Bryce Petty for a loss of eight yards. Also added seven tackles (five solo) in the contest

2016 (San Diego Chargers 8/8):

- Started in all eight contests he appeared in, missing eight games after suffering an injury in Week 2
- Finished the season with 48 tackles (41 solo), one interception, three tackles for loss and four passes defended. Added two tackles on special teams
- Returned to action after missing eight games at Houston (11/27) and recorded eight tackles in the contest
- Notched the first interception of his career vs. Kansas City (1/1/17), picking off QB Alex Smith and returning it 90 yards for a touchdown marking the seventh-longest interception return in franchise history and the longest since 1995

2015 (San Diego Chargers 13/12):

- Participated in 13 contests and started in a then career-high 12, totaling 64 tackles (54 solo), two tackles for loss, one sack, a fumble recovery and four passes defended. Added one tackle on special teams
- Posted a season-high seven tackles four times on the season: vs. Chicago (11/9), vs. Denver (12/6), at Kansas City (12/13) and at Denver (1/03/16)
- Registered four solo tackles and recorded his first sack of the season at Oakland (12/24). Also pressured QB Derek Carr late in the fourth quarter, forcing an intentional grounding that sent the game into overtime

2014 (San Diego Chargers 11/5):

- Played in 11 games (five starts) and finished the season with 44 tackles (32 solo), one sack, two forced fumbles and one fumble recovery. Added three special teams tackles
- Notched his first sack of the season vs. Jacksonville (9/28), bringing down QB Blake Bortles for a loss of six yards
- Tied for the team lead with eight tackles vs. New England (12/7) and forced a fumble by WR Brandon LaFell that was recovered and returned for a touchdown.
- Led the team with a then career-high nine tackles vs. Denver (12/14)

2013 (San Diego Chargers 16/2, 2/1):

- After making the 53-man roster as an undrafted free agent, played in all 16 games (two starts), finishing the

season with 29 tackles (26 solo), one sack, two tackles for loss and three passes defended. Added eight special teams tackles

- Posted a season-high four solo tackles and notched the first sack of his career at Jacksonville (10/20)
- Registered a pass defended during a game-saving defensive stand in overtime vs. Kansas City (12/29), sending the team to the postseason
- In his NFL postseason debut in the AFC Wild Card game at Cincinnati (1/05/14), tallied five tackles and recovered a third-down fumble that led to a field goal, extending the lead to seven.
- Led the Chargers defense with eight total tackles (six solo) in the AFC Divisional game at Denver (1/12/14). Added one tackle for loss and forced a fumble by TE Julius Thomas

COLLEGE:

- Played four seasons (2009-12) at Central Michigan after redshirting in 2008
- Played in 51 games in his college career, finishing with 302 tackles, 15 tackles for loss, 3.5 sacks, eight interceptions, 21 passes defended and three forced fumbles
- As a senior, was named second-team All-MAC and Central Michigan's Defensive Player of the Year
- Finished first-team All-MAC as a junior and third team as a sophomore

PERSONAL:

- Given name is Jahleel Javon Kweku Addae
- Nickname is "The Hitman"
- His father, Freddie is from Ghana and his mother, Jennifer, is from St. Croix of the U.S. Virgin Islands
- Older brother, Jahmile, played DB at West Virginia for four seasons (2001-05) and currently coaches DBs at West Virginia University
- Has a son, Zion, with his wife Lindsey
- Served as an honorary chair for the San Diego Susan G. Komen Race for the Cure from 2014-16 after his mother, Jennifer, battled breast cancer during his rookie season in 2013
- Attended Riverview (Fla.) High School, where he was a three-time all-county running back
- Lettered three years in football and soccer

JAHLEEL ADDAE'S NFL REGULAR SEASON DEFENSIVE STATISTICS

DATE	TEAM	GP	GS	TK	S	A	TACKLES					QBH	INTERCEPTIONS					FUMBLES			ST					MISC	
							TFL	YDS	SK	YDS	NO		YDS	LG	TD	PD	FF	FR	YDS	TK	S	A	FF	FR	S	A	
2013	Chargers	16	2	29	26	3	2	26	1.0	10.0	1	0	0	0	0	3	0	0	0	9	8	1	0	0	0	0	0
2014	Chargers	11	5	44	32	12	1	6	1.0	6.0	1	0	0	0	0	0	2	1	0	4	3	1	0	0	0	0	0
2015	Chargers	13	12	64	54	10	2	15	1.0	12.0	1	0	0	0	0	4	0	1	0	1	1	0	0	0	0	0	0
2016	Chargers	8	8	48	41	7	3	7	0.0	0.0	0	1	90	90t	1	4	0	0	0	2	2	0	0	0	0	0	0
2017	Chargers	16	16	96	66	30	9	11	0.5	4.0	1	0	0	0	0	7	0	0	0	0	0	0	0	0	0	0	0
2018	Chargers	16	16	75	52	23	1	13	1.0	13.0	1	1	19	19	0	3	0	1	0	0	0	0	0	0	0	0	0
2019	Texans	10	2	24	22	2	0	0	0.0	0.0	0	1	1	1	0	2	0	0	0	2	2	0	0	0	0	0	0
NFL TOTALS		90	61	380	293	87	18	78	4.5	45.0	5	3	110	90t	1	23	2	3	0	18	16	2	0	0	0	0	0

TEXANS BIOS

JAHLEEL ADDAE'S NFL POSTSEASON DEFENSIVE STATISTICS

DATE TEAM	GP	GS	TK	S	A	TACKLES					QBH	INTERCEPTIONS					FUMBLES			ST					MISC	
						TFL	YDS	SK	YDS	NO		YDS	LG	TD	PD	FF	FR	YDS	TK	S	A	FF	FR	S	A	
2013 Chargers	2	1	13	10	3	1	2	0.0	0.0	0	0	0	0	0	0	1	1	0	0	0	0	0	0	0	0	0
2018 Chargers	2	2	19	9	10	1	3	0.0	0.0	0	0	0	0	0	0	0	0	0	0	0	0	0	0	0	0	0
NFL TOTALS	4	3	32	19	13	2	5	0.0	0.0	0	0	0	0	0	0	1	1	0	0	0	0	0	0	0	0	0

SINGLE-GAME HIGHS: DEFENSIVE

Total Tackles	11 vs. Philadelphia Eagles, Oct 01, 2017	Tackles For Loss	2 at Jacksonville Jaguars, Nov 12, 2017
Sacks	1.0 at Seattle Seahawks, Nov 04, 2018		...3 more at 2.
	...3 more at 1.0.	Interceptions	1 at Jacksonville Jaguars, Nov 03, 2019
Passes Defensed	2 vs. Cleveland Browns, Dec 03, 2017		...2 more at 1.
	...2 more at 2.	Interception Return Yards	90 vs. Kansas City Chiefs, Jan 01, 2017
Forced Fumbles	1 at Kansas City Chiefs, Dec 28, 2014	Special Teams Tackles	3 vs. Oakland Raiders, Dec 22, 2013
	...1 more at 1.		
Fumble Recoveries	1 vs. Oakland Raiders, Oct 07, 2018		
	...2 more at 1.		

SINGLE-GAME HIGHS - POSTSEASON: DEFENSIVE

Total Tackles	12 at New England Patriots, Jan 13, 2019	Fumble Recoveries	1 at Cincinnati Bengals, Jan 05, 2014
Forced Fumbles	1 at Denver Broncos, Jan 12, 2014	Tackles For Loss	1 at New England Patriots, Jan 13, 2019
			...1 more at 1.

2019 GAME-BY-GAME REGULAR SEASON STATISTICS (TEXANS)

			TACKLES								INTERCEPTIONS					FUMBLES			ST					MISC			
W	DATE	OPPONENT	TK	S	A	SK	YDS	TFL	YDS	QBH	NO	YDS	LG	TD	PD	FF	FR	YDS	TK	S	A	FF	FR	S	AW/L	SCORE	
01	09/09	at Saints	P	2	2	0	0.0	0.0	0	0	0	0	0	0	0	0	0	0	0	0	0	0	0	0	0	L	28-30
02	09/15	Jaguars	P	3	3	0	0.0	0.0	0	0	0	0	0	0	0	0	0	0	0	0	0	0	0	0	0	W	13-12
03	09/22	at Chargers	P	2	2	0	0.0	0.0	0	0	0	0	0	0	0	0	0	0	0	1	1	0	0	0	0	W	27-20
04	09/29	Panthers	P	0	0	0	0.0	0.0	0	0	0	0	0	0	1	0	0	0	0	0	0	0	0	0	0	L	10-16
05	10/06	Falcons	P	10	9	1	0.0	0.0	0	0	0	0	0	0	0	0	0	0	0	1	1	0	0	0	0	W	53-32
06	10/13	at Chiefs	P	0	0	0	0.0	0.0	0	0	0	0	0	0	0	0	0	0	0	0	0	0	0	0	0	W	31-24
07	10/20	at Colts	P	3	3	0	0.0	0.0	0	0	0	0	0	0	0	0	0	0	0	0	0	0	0	0	0	L	23-30
08	10/27	Raiders	S	1	0	1	0.0	0.0	0	0	0	0	0	0	0	0	0	0	0	0	0	0	0	0	0	W	27-24
09	11/03	at Jaguars	S	2	2	0	0.0	0.0	0	0	0	1	1	1	0	1	0	0	0	0	0	0	0	0	0	W	26-3
11	11/17	at Ravens	P	1	1	0	0.0	0.0	0	0	0	0	0	0	0	0	0	0	0	0	0	0	0	0	0	L	7-41
2019 TOTALS			10-2	24	22	2	0.0	0.0	0	0	0	1	1	1	0	2	0	0	0	2	2	0	0	0	0	6-4	



JORDAN AKINS

TIGHT END

6-4 | 243 | CENTRAL FLORIDA

HOMETOWN: LOCUST GROVE, GA. | AGE: 27

2ND NFL SEASON | 2ND WITH TEXANS | ACQUIRED: D3C-'18

2019 GP/GS: 10/5 | CAREER GP/GS (POST): 26/11 (1/0)

TEAMS: HOU '18-'19



88

TRANSACTIONS: Selected by the Houston Texans with the 34th pick of the third round (98th overall) in the 2018 NFL Draft.

2019 (Houston 10/5):

- Recorded one reception for 15 yards (15.0 avg.) at Baltimore (11/17)
- Pulled in three catches for 24 yards (8.0 avg.) in the win over Jacksonville at Wembley Stadium (11/3)
- Posted 11 yards on two catches (5.5 avg.) vs. Oakland (10/27)
- Hauled in two receptions for 17 yards (8.5 avg.) at Indianapolis (10/20)
- Tied his single-game career high of three receptions and recorded 39 receiving yards (13.0 avg.)
- Recorded one reception for 21 yards on his only target vs. Atlanta (10/6)
- Tied his single-game career high of three receptions for 21 yards (7.0 avg.) vs. Carolina (9/29)
- Established single-game career highs in receptions, receiving yards and receiving touchdowns in the Week 3 win against the L.A. Chargers (9/22), finishing the game with three receptions for 73 yards (24.3 avg.) and two touchdowns, including a 53-yard touchdown reception which is the longest reception of his career
- Pulled in two receptions for 25 yards (12.5 avg.) in the Week 2 win vs. Jacksonville (9/15)
- Played in the season opener at New Orleans (9/9) and pulled in one reception for 17 yards

2018 (Houston 16/6; 1/0):

- Finished the season with 17 receptions for 225 yards (13.2 avg.) as a rookie
- Caught two passes for 11 yards and contributed on special teams at New England (9/9) in his NFL debut
- Tallied two receptions for 21 yards (10.5 avg.) at Tennessee (9/16)
- Recorded one reception for 18 yards and contributed on special teams vs. the N.Y. Giants (9/23)
- Hauled in two passes for 24 yards (12.0 avg.) at Indianapolis (9/30)
- Registered one reception for nine yards vs. Dallas (10/7)
- Caught one pass for six yards and contributed on special teams vs. Buffalo (10/14)
- Started at tight end and contributed on offense and special teams at Jacksonville (10/21)
- Started at tight end and helped the Texans rush for a season-high 188 yards vs. Miami (10/25)

- Started at tight end for a third-consecutive game at Denver (11/4)
- Hauled in two passes for a career-high 42 yards (21.0 avg.), including a career-long 28-yard reception at Washington (11/18)
- Caught one pass for eight yards vs. Tennessee (11/26)
- Tallied one reception for 13 yards vs. Cleveland (12/2)
- Recorded two receptions for 40 yards (20.0 avg.) vs. Indianapolis (12/9). Notched the most first quarter receiving yards (40) by a Texans rookie since WR Will Fuller V in Week 4 of the 2017 season vs. Tennessee
- Started at tight end at the N.Y. Jets (12/15)
- Recorded two receptions for 33 yards (16.5 avg.) at Philadelphia (12/23)
- Started at tight end and contributed on special teams vs. Jacksonville (12/30)
- Caught two passes for eight yards (4.0 avg.) in the Wild Card Round vs. Indianapolis (1/5)

CAREER AT CENTRAL FLORIDA:

- Played four seasons (2014-17) at the University of Central Florida in Orlando, Fla.
- Amassed 1,149 yards receiving and eight touchdowns in 41 career games played
- Also returned punts and kicks for the Knights during his four years at Central Florida

2017 (Central Florida):

- Named to the John Mackey Award Preseason Watch List, honoring the nation's top tight ends
- Started all 11 games at tight end
- Set single-season career highs for catches (30), receiving yards (459) and touchdowns (four)
- Averaged 15.3 yards per reception and 41.7 yards per game

2016 (Central Florida):

- Recorded 347 yards receiving and two touchdowns on 23 receptions in 13 games (seven starts)
- Led team in yards per reception (15.1)
- Tied a season high with five catches for 54 yards and a touchdown vs. Connecticut (10/22)

2015 (Central Florida):

- Opened the year as a starting wide receiver and return specialist

TEXANS BIOS

- ✦ Appeared in just two games due to injury
- ✦ Recorded 14 receptions for 152 yards and two touchdowns
- ✦ Also returned six kickoffs for 149 yards and two punts for 15 yards
- ✦ Amassed 104 yards receiving and two touchdowns on nine catches against Florida International (9/3)

2014 (Central Florida):

- ✦ Compiled 135 yards on 12 catches in 13 games played as a freshman
- ✦ Averaged 24.2 yards per kick return
- ✦ Logged 498 all-purpose yards on the season

PERSONAL:

- ✦ Prior to attending the University of Central Florida, was selected in the third round of the 2010 Major League Baseball Draft by the Texas Rangers
- ✦ Hit .218 as an outfielder in four seasons in the Texas farm system, including a .283 mark in 2011
- ✦ Hit 24 home runs and recorded 42 stolen bases in 321 minor league games played
- ✦ Was an all-state selection at Union Grove High School as a senior in 2009
- ✦ Earned all-state honors as a junior, leading Strong Rock Christian High School with 823 yards passing and 12 touchdowns, while rushing for 784 yards and 14 touchdowns
- ✦ Named all-conference as a sophomore in 2007

JORDAN AKINS' NFL REGULAR SEASON RUSHING/RECEIVING STATISTICS

RECEIVING														RUSHING				
DATE	TEAM	GP	GS	NO.	YDS	AVG	LG	TD	NO.	YDS.	AVG.	LG	TD					
2018	Texans	16	6	17	225	13.2	28	0	0	0	0.0	0	0					
2019	Texans	10	5	21	263	12.5	53t	2	0	0	0.0	0	0					
NFL TOTALS		26	11	38	488	12.8	53t	2	0	0	0.0	0	0					

JORDAN AKINS' NFL POSTSEASON RUSHING/RECEIVING STATISTICS

		RECEIVING						RUSHING					
DATE	TEAM	GP	GS	NO.	YDS	AVG	LG	TD	NO.	YDS.	AVG.	LG	TD
2018	Texans	1	0	2	8	4.0	7	0	0	0	0.0	0	0
NFL TOTALS		1	0	2	8	4.0	7	0	0	0	0.0	0	0

SINGLE-GAME HIGHS: RUSHING/RECEIVING

Receptions	3 at Jacksonville Jaguars, Nov 03, 2019 ...3 more at 3.	All-purpose yards	73 at Los Angeles Chargers, Sep 22, 2019
Receiving Yards	73 at Los Angeles Chargers, Sep 22, 2019	Miscellaneous Tackles	1 vs. New York Giants, Sep 23, 2018
Longest Receptions	53t at Los Angeles Chargers, Sep 22, 2019	Most TDs	2 at Los Angeles Chargers, Sep 22, 2019
Receiving TDs	2 at Los Angeles Chargers, Sep 22, 2019		


SINGLE-GAME HIGHS - POSTSEASON: RUSHING/RECEIVING

Receptions	2 vs. Indianapolis Colts, Jan 05, 2019	Longest Receptions	7 vs. Indianapolis Colts, Jan 05, 2019
Receiving Yards	8 vs. Indianapolis Colts, Jan 05, 2019	All-purpose yards	8 vs. Indianapolis Colts, Jan 05, 2019

TEXANS BIOS

2019 GAME-BY-GAME REGULAR SEASON STATISTICS (TEXANS)

W	DATE	OPPONENT	P/S	RECEIVING				RUSHING				TD	W/L	SCORE
				NO	YDS	AVG	LG	NO	YDS	AVG	LG			
01	09/09	at Saints	P	1	17	17.0	17	0	0	0.0	0	0	L	28-30
02	09/15	Jaguars	P	2	25	12.5	16	0	0	0.0	0	0	W	13-12
03	09/22	at Chargers	P	3	73	24.3	53t	2	0	0.0	0	0	W	27-20
04	09/29	Panthers	S	3	21	7.0	10	0	0	0.0	0	0	L	10-16
05	10/06	Falcons	P	1	21	21.0	21	0	0	0.0	0	0	W	53-32
06	10/13	at Chiefs	S	3	39	13.0	23	0	0	0.0	0	0	W	31-24
07	10/20	at Colts	S	2	17	8.5	11	0	0	0.0	0	0	L	23-30
08	10/27	Raiders	S	2	11	5.5	7	0	0	0.0	0	0	W	27-24
09	11/03	at Jaguars	P	3	24	8.0	12	0	0	0.0	0	0	W	26-3
11	11/17	at Ravens	S	1	15	15.0	15	0	0	0.0	0	0	L	7-41
2019 TOTALS			10-5	21	263	12.5	53t	2	0	0.0	0	0	6-4	



BRYAN ANGER

PUNTER

6-3 | 205 | CALIFORNIA

HOMETOWN: CAMARILLO, CALIF. | AGE: 31

8TH NFL SEASON | 1ST WITH TEXANS | ACQUIRED: FA-'19

2019 GP/GS: 8/0 | CAREER GP/GS: 120/0

TEAMS: JAX '12-'15; TB '16-'18; HOU '19



9

TRANSACTIONS: Selected by the Jacksonville Jaguars in the third round (70th overall) of the 2012 NFL Draft...Signed by the Tampa Bay Buccaneers as an unrestricted free agent on March 23, 2016...Re-signed by the Buccaneers on Dec. 31, 2016...Released by the Buccaneers on March 12, 2019...Signed by the Houston Texans as a free agent on July 23, 2019...Released by the Texans on Aug. 31, 2019...Signed by the Texans on Sept. 17, 2019.

CAREER:

- Has posted a gross punting average of 46.2 yards since entering the league in 2012, which ranks 9th in NFL history among punters with at least 250 career attempts
- His 40.4 career net punting average is tied for sixth in the NFL since the league began recording the stat in 1976
- Has never missed a game, participating in all 119 possible games since entering the league in 2012
- Has landed 199 punts inside the 20 since entering the league in 2012, which is the seventh-best mark over that span
- Only recorded 43 touchbacks, the seventh-lowest total since 2012 among punters with at least 500 attempts
- Named to the 2012 All-Rookie team (CBS Sports, ESPN, Pro Football Weekly and the Pro Football Writers of America)
- Led the league in 2014 with 10 punts of 60-or-more yards
- Set NFL rookie records in gross punt average (47.8) and net punt average (40.8) in 2012, both of which were single-season highs for Jacksonville
- In 2016, established Buccaneers franchise records in gross punting average (45.9 yards), net punting average (42.7 yards) and punts inside the 20 (37)

2019 (Houston 8/0):

- Signed by the Texans prior to Week 3
- Recorded 112 yards on three punts (37.3 avg.) and landed one punt inside the 20-yard line at Baltimore (11/17)
- Punted three times for 136 total yards (45.3 avg.) and landed one punt inside the 20-yard line at Jacksonville (11/3)
- Notched a season-high 51.8 gross punting average with four punts for 207 yards, including a 63-yarder vs. Oakland (10/27) and pinned one punt inside the 20-yard line.
- Punted twice for 89 yards (44.5 avg) and landed one inside the 20-yard line at Indianapolis (10/20)
- Did not punt in Week 6 at Kansas City (10/13), but served as the holder on all kicks
- Recorded one punt for 35 yards vs. Atlanta (10/6)

- Punted five times for 257 yards (51.4 avg.), including a 71-yarder, and pinned three punts inside the 20-yard line vs. Carolina (9/29). Tied Shane Lechler (71 yards in Week 6 of 2014 vs. Indianapolis) for the longest punt in franchise history
- Made his Texans debut and punted four times for 180 yards (45.0 avg.), including a 55-yarder, and pinned three punts inside the 20-yard line

2018 (Tampa Bay 16/0):

- Appeared in all 16 games for Tampa Bay, punting 57 times for 2,567 yards. Recorded a net punting average of 38.9 and a gross punting average of 45.0, his best mark since 2016. Added two special teams tackles on the season
- Matched his single-season career best with only four touchbacks, while pinning 15 punts inside the 20-yard line
- Punted twice for a season-high gross punting average of 51.0 yards at Dallas (12/23)
- Notched a 64-yard punt in Week 3 vs. the Steelers (9/24), his longest punt since 2014

2017 (Tampa Bay 16/0):

- Played in all 16 games with the Buccaneers, recording 2,857 yards on 65 punts (44.0 gross avg./39.5 net avg.) and landed 24 punts inside the 20-yards line with only five touchbacks. Added one special teams tackle on the season
- Posted a season-high net punting average of 53.5 yards on two punts, both of which landed inside the 20 vs. New Orleans (12/31)
- Punted three times for 160 yards at Atlanta (11/26), posting a season-high gross punting average of 53.3
- Dropped three of his four punts inside the 20-yard line at Arizona (10/15)

2016 (Tampa Bay 16/0):

- Played in all 16 games in his first season with the Buccaneers, punting 70 times for 3,215 yards on the season
- Posted a single-season career-high net punting average of 42.7 yards and a gross punting average of 45.9 yards
- Posted a season high, landing 5-of-5 punts inside the 20-yard line vs. Carolina (1/1/17)
- Landed all three of his punts inside the 20 at New Orleans (12/24) and recorded a season-high net punting average of 51.0 yards
- Notched a season-high gross punting average of 54.0

yards at San Diego (12/4) with 108 yards on two punts

2015 (Jacksonville 16/0):

- ✦ Appeared in all 16 games for the Jaguars, punting 80 times for 3,700 yards
- ✦ Landed 26 punts inside the 20-yard line while recording a single-season career best of only four touchbacks
- ✦ Recorded a gross punting average of 46.3 yards and a net punting average of 39.5 yards on the season
- ✦ Landed 2-of-3 punts inside the 20-yard line at New Orleans (12/27) and notched a season-high net punting average of 49.7
- ✦ Punted four times for 221 yards, including his longest punt of the season (63 yards) at Tampa Bay (10/11), tallying a season-high gross punting average of 55.3. Added one punt inside the 20.
- ✦ Recorded season highs in punts (eight) and punts inside the 20-yard line (five) at Indianapolis (10/4). His five punts inside the 20 was the fourth-highest mark in the NFL in 2015

2014 (Jacksonville 16/0):

- ✦ Played in all 16 games for the Jaguars and recorded a gross punting average of 47.5 and a net punting average of 39.6 after punting 94 times for a single-season career high of 4,464 yards
- ✦ Recorded 10 punts of at least 60 yards on the season, the most of any punter in the NFL in 2014
- ✦ Downed 25 punts inside the 20-yard line with only 10 touchbacks
- ✦ Completed his first-career pass for 19 yards on 4th-and-3 vs. Baltimore (12/14), extending the Jacksonville drive. Also posted a 69-yard punt in the game, his longest of the season
- ✦ Punted seven times for 367 yards vs. the N.Y. Giants (11/30), recording a gross punting average of 52.4 yards and a season-high net punting average of 45.6 yards. Also landed two punts inside the 20-yard line in the contest
- ✦ Recorded a season-high gross punting average of 55.5 yards after punting twice for 111 yards at San Diego (9/28)

2013 (Jacksonville 16/0):

- ✦ Appeared in all 16 games for Jacksonville and punted a career-high 95 times on the season for a total of 4,338 yards (45.7 gross avg./40.5 net avg.)
- ✦ Downed 31 punts inside the 20-yard line with only eight

touchbacks

- ✦ Landed 2-of-4 punts inside the 20-yard line vs. Tennessee (12/22) and posted a season-high 45.8 net punting average
- ✦ Landed a career-high six punts inside the 20-yard line vs. Arizona (11/17), punting eight times for 382 yards (47.8 gross avg./45.0 net avg.) in the game
- ✦ Established several single-game career highs in the season opener vs. Kansas City (9/8), including punts (11), gross punting yards (556) and net punting yards (456)

2012 (Jacksonville 16/0):

- ✦ Appeared in all 16 games with Jacksonville, recording 4,353 yards on 91 punts
- ✦ Established NFL rookie records in gross punt average (47.8) and net punt average (40.8) in 2012, both of which were also single-season franchise records for the Jaguars. His gross punting average of 47.8 in 2012 is also a career high
- ✦ Punted eight times and landed a season-high five punts inside the 20-yard line vs. the N.Y. Jets (12/9)
- ✦ Recorded a 73-yard punt vs. Detroit (11/4) the longest punt of his career and tied for the second-longest in the NFL in 2012

CAREER AT CALIFORNIA:

- ✦ Played four seasons (2008-11) at the University of California, Berkeley, after redshirting the 2007 season. Appeared in 51 games and punted 255 times for 11,094 yards (43.5 avg.) with 90 punts downed inside the 20-yard line
- ✦ His 43.5 gross punting average ranked second in school history and sixth in Pac-12 conference history
- ✦ Named first-team all-conference in each his last three years at Cal (2009-11), becoming only the second Golden Bear to accomplish the feat (Alex Mack)

PERSONAL:

- ✦ Graduated from the University of California, Berkeley with a degree in integrated biology
- ✦ Son of Jean and Mike Anger
- ✦ Has a brother, Michael Anger Jr., who played football at San Diego and soccer at UC Irvine
- ✦ Attended Camarillo (Calif.) High School, where he was named first-team All-America by EA Sports and USA Today. Listed as the second-best punter in the nation by Rivals.com

TEXANS BIOS

BRYAN ANGER'S NFL REGULAR SEASON PUNTING STATISTICS

DATE TEAM	GP	PUNTS	BLK	YDS.	AVG.	LG	TB	IN20	OPP. RET.	OPP. YDS.	NET. YDS.	NET. AVG.
2012 Jaguars	16	91	1	4,353	47.8	73	5	31	40	495	3,758	40.8
2013 Jaguars	16	95	0	4,338	45.7	61	8	31	47	330	3,848	40.5
2014 Jaguars	16	94	2	4,464	47.5	69	10	25	52	464	3,800	39.6
2015 Jaguars	16	80	0	3,700	46.3	63	4	26	45	462	3,158	39.5
2016 Buccaneers	16	70	0	3,215	45.9	59	5	37	24	128	2,987	42.7
2017 Buccaneers	16	65	1	2,857	44.0	62	5	24	27	153	2,604	39.5
2018 Buccaneers	16	57	1	2,567	45.0	64	4	15	27	231	2,256	38.9
2019 Texans	8	22	0	1,016	46.2	71	2	10	9	14	962	43.7
NFL TOTALS	120	574	5	26,510	46.2	73	43	199	271	2,277	23,373	40.4

SINGLE-GAME HIGHS: PUNTER

Punts	11 vs. Kansas City Chiefs, Sep 08, 2013	Inside the 20	6 vs. Arizona Cardinals, Nov 17, 2013
Gross Punting Yards	556 vs. Kansas City Chiefs, Sep 08, 2013	Pass Attempts	1 at Carolina Panthers, Nov 04, 2018 ...1 more at 1.
Gross Punting Avg	56.3 vs. New England Patriots, Dec 23, 2012	Pass Completions	1 at Baltimore Ravens, Dec 14, 2014
Net Punting Yards	456 vs. Kansas City Chiefs, Sep 08, 2013	Yards Passing	19 at Baltimore Ravens, Dec 14, 2014
Net Punting Avg	51.4 vs. Carolina Panthers, Sep 29, 2019	Rush Attempts	1 at Indianapolis Colts, Oct 20, 2019 ...1 more at 1.
Longest Punts	73 vs. Detroit Lions, Nov 04, 2012	Special Teams Tackles	1 vs. Carolina Panthers, Dec 02, 2018 ...11 more at 1.

2019 GAME-BY-GAME REGULAR SEASON STATISTICS (TEXANS)

W DATE OPPONENT	PUNTS	BLK	YDS.	AVG.	LG	TB	IN20	OPP. RET.	OPP. YDS.	NET. YDS.	NET. AVG.	W/L SCORE	
01 09/09 at Saints	NOT ON ROSTER											L	28-30
02 09/15 Jaguars	NOT ON ROSTER											W	13-12
03 09/22 at Chargers P	4	0	180	45.0	55	0	3	2	-1	181	45.3	W 27-20	
04 09/29 Panthers P	5	0	257	51.4	71	0	3	1	0	257	51.4	L 10-16	
05 10/06 Falcons P	1	0	35	35.0	35	0	0	0	0	35	35.0	W 53-32	
06 10/13 at Chiefs P	0	0	0	0.0	0	0	0	0	0	0	0.0	W 31-24	
07 10/20 at Colts P	2	0	89	44.5	51	1	1	0	0	69	34.5	L 23-30	
08 10/27 Raiders P	4	0	207	51.8	63	1	1	2	3	184	46.0	W 27-24	
09 11/03 at Jaguars P	3	0	136	45.3	53	0	1	2	8	128	42.7	W 26-3	
11 11/17 at Ravens P	3	0	112	37.3	41	0	1	2	4	108	36.0	L 7-41	
2019 TOTALS	8	22	0	1,016	46.2	71	2	10	9	14	962	43.7	6-4



CORNELL ARMSTRONG

CORNERBACK

6-0 | 185 | SOUTHERN MISS

HOMETOWN: BASSFIELD, MISS. | AGE: 24

2ND NFL SEASON | 1ST WITH TEXANS | ACQUIRED: FA-'19

2019 GP/GS: 3/0 | CAREER GP/GS: 18/0

TEAMS: MIA '18; HOU '19



30

TRANSACTIONS: Selected by the Miami Dolphins in the sixth round (209th overall) of the 2018 NFL Draft...Waived by the Dolphins on Aug. 31, 2019...Signed by the Houston Texans on Sept. 2, 2019...Waived by the Texans on Sept. 10, 2019...Signed to the Texans practice squad on Sept. 12, 2019...Signed to the Texans active roster on Oct. 26, 2019.

2019 (Houston 3/0):

- Registered one tackle at Baltimore (11/17)
- Inactive in the season opener at New Orleans (9/9)
- Notched two total tackles (two solo) in the win over Jacksonville at Wembley Stadium in London (11/3)
- Made his Texans debut and notched one solo tackle vs. Oakland (10/27)

2018 (Miami 15/0):

- Appeared in 15 games of his rookie season as a reserve cornerback
- Finished the season with six solo tackles on defense and two solo tackles on special teams
- Tallied a season-high three solo tackles in the final game of the season at Buffalo (12/30)
- Recorded his first-career defensive tackle in the win vs. the N.Y. Jets (11/4) and finished the contest with two solo tackles

COLLEGE:

- Spent four seasons (2014-17) at the University of Southern Mississippi in Hattiesburg, Miss., playing in 47 games (40 starts) in his time with the Golden Eagles
- Racked up 146 tackles (108 solo), two interceptions and nine passes defended over his collegiate career
- As a senior (2017), started in all 10 games and finished with 22 tackles, two interceptions and nine passes defended, earning him All-Conference USA honorable mention
- Posted 47 tackles (35 solo), one interception and nine passes defended in 13 starts as a junior (2016). His 47 tackles were fourth-most on the team
- As a sophomore in 2015, started all 12 games and finished fifth on the team with 47 tackles (37 solo) Also tied for second with two interceptions and added 12 passes defended on the season
- In his true freshman season in 2014, finished with 30 total tackles, three tackles for loss and four passes defended, earning him Conference USA All-Freshman honors

PERSONAL:

- Attended Bassfield (Miss.) High School where he recorded 62 career tackles (46 solo), six interceptions, two forced fumbles and three fumble recoveries over his high school career
- Son of Lessie Williams

CORNELL ARMSTRONG'S NFL REGULAR SEASON DEFENSIVE STATISTICS

DATE TEAM	GP GS	TK	S	A	TACKLES					QBH	INTERCEPTIONS					FUMBLES			ST					MISC	
					TFL	YDS	SK	YDS	YDS		NO	YDS	LG	TD	PD	FF	FR	YDS	TK	S	A	FF	FR	S	A
2018 Dolphins	15	0	6	6	0	0	0.0	0.0	0	0	0	0	0	0	0	0	0	0	2	2	0	0	0	0	0
2019 Texans	3	0	4	3	1	0	0	0.0	0.0	0	0	0	0	0	0	0	0	0	0	0	0	0	0	0	0
NFL TOTALS	18	0	10	9	1	0	0	0.0	0.0	0	0	0	0	0	0	0	0	0	2	2	0	0	0	0	0

SINGLE-GAME HIGHS: DEFENSIVE

Total Tackles 3 at Buffalo Bills, Dec 30, 2018

Special Teams Tackles

1 at Indianapolis Colts, Nov 25, 2018
...1 more at 1.

TEXANS BIOS

2019 GAME-BY-GAME REGULAR SEASON STATISTICS (TEXANS)

W	DATE	OPPONENT	TACKLES							INTERCEPTIONS					FUMBLES			ST					MISC		AW/L	SCORE
			TK	S	A	SK	YDS	TFL	YDS	QBH	NO	YDS	LG	TD	PD	FF	FR	YDS	TK	S	A	FF	FR	S	AW/L	
01	09/09	at Saints																							L	28-30
02	09/15	Jaguars																							W	13-12
03	09/22	at Chargers																							W	27-20
04	09/29	Panthers																							L	10-16
05	10/06	Falcons																							W	53-32
06	10/13	at Chiefs																							W	31-24
07	10/20	at Colts																							L	23-30
08	10/27	Raiders	P	1	1	0	0.0	0.0	0	0	0	0	0	0	0	0	0	0	0	0	0	0	0	0	W	27-24
09	11/03	at Jaguars	P	2	2	0	0.0	0.0	0	0	0	0	0	0	0	0	0	0	0	0	0	0	0	0	W	26-3
11	11/17	at Ravens	P	1	0	1	0.0	0.0	0	0	0	0	0	0	0	0	0	0	0	0	0	0	0	0	L	7-41
2019 TOTALS			3-0	4	3	1	0.0	0.0	0	0	0	0	0	0	0	0	0	0	0	0	0	0	0	0	6-4	



ANGELO BLACKSON

DEFENSIVE END

6-4 | 319 | AUBURN

HOMETOWN: BEAR, DEL. | AGE: 27

5TH NFL SEASON | 3RD WITH TEXANS | ACQUIRED: FA-'17

2019 GP/GS: 10/10 | CAREER GP/GS (POST): 64/16 (1/0)

TEAMS: TEN '15-'16; HOU '17-'19; NE '17



97

TRANSACTIONS: Selected by the Tennessee Titans with the first pick of the fourth round (100th overall) in the 2015 NFL Draft...Waived by Tennessee on Sept. 2, 2017...Signed to the New England Patriots practice squad on Sept. 4, 2017...Signed to the Houston Texans active roster on Nov. 1, 2017...Re-signed by the Texans on March 15, 2018...Re-signed by the Texans on March 11, 2019.

2019 (Houston 10/10):

- Notched one total tackle at Baltimore (11/17)
- Started at defensive end and also contributed on special teams in the win over Jacksonville in London (11/3)
- Registered two total tackles (two solo), including one tackle for loss in the Week 8 win vs. Oakland (10/27)
- Tallied two solo tackles at Indianapolis (10/20)
- Started at defensive end in the Week 6 win at Kansas City (10/13) and contributed on special teams
- Made his fifth consecutive start and contributed on both defense and special teams vs. Atlanta (10/6)
- Notched two total tackles (one solo) vs. Carolina (9/29)
- Started at defensive end in the Week 3 victory over the L.A. Chargers (9/22)
- Notched three total tackles (two solo), including one tackle for loss in the Week 2 win vs. Jacksonville (9/15)
- Started on the defensive line in the season opener at New Orleans (9/9) and posted two total tackles and one quarterback hit

2018 (Houston 16/4; 1/0):

- Recorded 24 total tackles (18 solo), 1.0 sack, three passes defended, two quarterback hits, one tackle for loss and one fumble recovery in 16 games. Set single-season career highs in total tackles, passes defended and fumble recoveries
- Tallied three total tackles (two solo) and a pass defended at New England (9/9). Tipped a pass from Patriots QB Tom Brady, which was intercepted by S Tyrann Mathieu at the New England 17-yard line
- Recorded two total tackles at Tennessee (9/16)
- Matched his career high with three solo tackles and notched his first sack as a Texan vs. the N.Y. Giants (9/23)
- Started at defensive end vs. Indianapolis (9/30)
- Notched two total tackles (one solo) vs. Dallas (10/7)
- Registered two total tackles vs. Buffalo (10/14)
- Tallied one solo tackle, one pass defended and one quarterback hit at Jacksonville (10/21)
- Recorded one total tackle and one pass defended vs.

Miami (10/25). Extended his single-season career-high for passes defended with three

- Recorded one solo tackle at Denver (11/4)
- Notched one total tackle at Washington (11/18)
- Contributed on defense vs. Tennessee (11/26)
- Tallied one total tackle and surrendered a season-low 31 rushing yards vs. Cleveland (12/2)
- Registered one total tackle (one solo) vs. Indianapolis (12/9)
- Recorded three total tackles (two solo) and his first career fumble recovery at the N.Y. Jets (12/15)
- Started at defensive end and recorded two solo stops at Philadelphia (12/23)
- Notched two solo tackles vs. Jacksonville (12/30)
- Contributed on defense and special teams in his playoff debut in the Wild Card Round vs. Indianapolis (1/5)

2017 (Houston 9/1):

- Compiled nine total tackles (eight solo), one pass defended and one quarterback hit in nine games played
- Made his debut for Houston vs. Indianapolis (11/5)
- Notched two total tackles and one pass defended at the Los Angeles Rams (11/12)
- Finished with two solo tackles at Tennessee (12/3)
- Posted two solo tackles for the second consecutive week vs. San Francisco (12/10)
- Recorded a pair of solo tackles vs. Pittsburgh (12/25)
- Started his first game of the season and recorded his first quarterback hit of the season at Indianapolis (12/31)

2016 (Tennessee 13/1):

- Played in 13 regular season games with one start and registered nine total tackles (four solo) and one pass defended
- Was inactive for three games
- Saw action as a reserve vs. Jacksonville (10/27) and notched two total tackles and a pass defended
- Made his first career start at Indianapolis (11/20) and tied a career high with three total tackles

2015 (Tennessee 16/0):

- Played in all 16 regular season games as a reserve and registered 15 total tackles (eight solo), 2.5 sacks and a forced fumble
- Made his NFL debut at Tampa Bay (9/13) and tallied three total tackles, his first career sack and first career forced fumble

TEXANS BIOS

✦ Appeared as a reserve at New Orleans (11/8) and totaled three tackles and 1.0 sack

COLLEGE:

- ✦ Played four seasons (2011-14) at Auburn (Ala.) University
- ✦ Appeared in 52 games with 18 starts and amassed 65 total tackles, 4.5 sacks, three forced fumbles, one fumble recovery and two passes defended
- ✦ Was on the field for the famous "Kick 6" play during the Auburn and Alabama game in 2013. Lined up on the

defensive front to attempt to block the field goal and served as a blocker on the game winning missed field goal return for a touchdown

PERSONAL:

- ✦ Attended Red Lion Christian High School in Bear, Del.
- ✦ Posted 40 total tackles, 3.0 sacks, three forced fumbles, two passes defended and one fumble recovery in just seven games as a senior
- ✦ Majored in sociology at Auburn

ANGELO BLACKSON'S NFL REGULAR SEASON DEFENSIVE STATISTICS

DATE TEAM	GP GS	TK	S	A	TACKLES					QBH	NO	INTERCEPTIONS				FUMBLES			ST					MISC			
					TFL	YDS	SK	YDS				YDS	LG	TD	PD	FF	FR	YDS	TK	S	A	FF	FR	S	A		
2015 Titans	16 0	15	8	7	2	14	2.5	17.5	3	0	0	0	0	0	0	1	0	0	0	0	0	0	0	0	0	0	0
2016 Titans	13 1	9	4	5	2	4	0.0	0.0	2	0	0	0	0	0	1	0	0	0	0	0	0	0	0	0	0	0	0
2017 Patriots	0 0	0	0	0	0	0	0.0	0.0	0	0	0	0	0	0	0	0	0	0	0	0	0	0	0	0	0	0	0
2017 Texans	9 1	9	8	1	0	0	0.0	0.0	1	0	0	0	0	0	1	0	0	0	0	0	0	0	0	0	0	0	0
2017 TOTAL	9 1	9	8	1	0	0	0.0	0.0	1	0	0	0	0	0	1	0	0	0	0	0	0	0	0	0	0	0	0
2018 Texans	16 4	24	18	6	1	7	1.0	7.0	2	0	0	0	0	0	3	0	1	0	0	0	0	0	0	0	0	0	0
2019 Texans	10 10	12	8	4	2	11	0.0	0.0	1	0	0	0	0	0	0	0	0	0	0	0	0	0	0	0	0	0	0
NFL TOTALS	64 16	69	46	23	7	36	3.5	24.5	9	0	0	0	0	0	5	1	1	0	0	0	0	0	0	0	0	0	0

ANGELO BLACKSON'S NFL POSTSEASON DEFENSIVE STATISTICS

DATE TEAM	GP GS	TACKLES										INTERCEPTIONS						FUMBLES			ST						MISC	
		TK	S	A	TFL	YDS	SK	YDS	QBH	NO	YDS	LG	TD	PD	FF	FR	YDS	TK	S	A	FF	FR	S	A				
2018 Texans	1 0	0	0	0	0	0	0.0	0.0	0	0	0	0	0	0	0	0	0	0	0	0	0	0	0	0				
NFL TOTALS	1 0	0	0	0	0	0	0.0	0.0	0	0	0	0	0	0	0	0	0	0	0	0	0	0	0	0				

SINGLE-GAME HIGHS: DEFENSIVE

Total Tackles 3 vs. Jacksonville Jaguars, Sep 15, 2019
...5 more at 3.

Sacks 1.0 vs. New York Giants, Sep 23, 2018
...2 more at 1.0.

Passes Defended 1 vs. Miami Dolphins, Oct 25, 2018
...4 more at 1.

Forced Fumbles 1 at Tampa Bay Buccaneers, Sep 13, 2015

Fumble Recoveries 1 at New York Jets, Dec 15, 2018

Tackles For Loss 1 vs. Oakland Raiders, Oct 27, 2019
...6 more at 1.

2019 GAME-BY-GAME REGULAR SEASON STATISTICS (TEXANS)

			TACKLES								INTERCEPTIONS					FUMBLES			ST					MISC			
W	DATE	OPPONENT	TK	S	A	SK	YDS	TFL	YDS	QBH	NO	YDS	LG	TD	PD	FF	FR	YDS	TK	S	A	FF	FR	S	AW/L	SCORE	
01	09/09	at Saints	S	2	1	1	0.0	0.0	0	0	1	0	0	0	0	0	0	0	0	0	0	0	0	0	0	L	28-30
02	09/15	Jaguars	S	3	2	1	0.0	0.0	1	9	0	0	0	0	0	0	0	0	0	0	0	0	0	0	0	W	13-12
03	09/22	at Chargers	S	0	0	0	0.0	0.0	0	0	0	0	0	0	0	0	0	0	0	0	0	0	0	0	0	W	27-20
04	09/29	Panthers	S	2	1	1	0.0	0.0	0	0	0	0	0	0	0	0	0	0	0	0	0	0	0	0	0	L	10-16
05	10/06	Falcons	S	0	0	0	0.0	0.0	0	0	0	0	0	0	0	0	0	0	0	0	0	0	0	0	0	W	53-32
06	10/13	at Chiefs	S	0	0	0	0.0	0.0	0	0	0	0	0	0	0	0	0	0	0	0	0	0	0	0	0	W	31-24
07	10/20	at Colts	S	2	2	0	0.0	0.0	0	0	0	0	0	0	0	0	0	0	0	0	0	0	0	0	0	L	23-30
08	10/27	Raiders	S	2	2	0	0.0	0.0	1	2	0	0	0	0	0	0	0	0	0	0	0	0	0	0	0	W	27-24
09	11/03	at Jaguars	S	0	0	0	0.0	0.0	0	0	0	0	0	0	0	0	0	0	0	0	0	0	0	0	0	W	26-3
11	11/17	at Ravens	S	1	0	1	0.0	0.0	0	0	0	0	0	0	0	0	0	0	0	0	0	0	0	0	0	L	7-41
2019 TOTALS		10-10	12	8	4	0.0	0.0	2	11	1	0	0	0	0	0	0	0	0	0	0	0	0	0	0	0	6-4	



DEANDRE CARTER

WIDE RECEIVER

5-8 | 190 | SACRAMENTO STATE

HOMETOWN: SAN JOSE, CALIF. | AGE: 26

2ND NFL SEASON | 2ND WITH TEXANS | ACQUIRED: W-'18 (PHI)

2019 GP/GS: 10/2 | CAREER GP/GS (POST): 24/6 (1/0)

TEAMS: SF '17; HOU '18-19; PHI '18



14

TRANSACTIONS: Signed by the Baltimore Ravens as a college free agent on May 8, 2015...Waived by the Ravens on Aug. 31, 2015...Signed to the Oakland Raiders practice squad on Sept. 16, 2015...Released from the Raiders practice squad on Dec. 1, 2015...Signed to the New England Patriots practice squad on Dec. 15, 2015...Released from the Patriots practice squad on Jan. 12, 2016...Signed to the Patriots practice squad on Jan. 13, 2016...Signed by the Patriots on Jan. 25, 2016...Waived by the Patriots on Sept. 3, 2016...Signed by the San Francisco 49ers on Feb. 24, 2017...Waived by the 49ers on Sept. 2, 2017...Signed to the 49ers practice squad on Sept. 3, 2017...Signed by the 49ers on Jan. 2, 2018...Waived by the 49ers on May 15, 2018...Signed by the Philadelphia Eagles on July 28, 2018...Waived by the Eagles on Sept. 18, 2018...Signed to the Eagles practice squad on Sept. 20, 2018...Signed to the Eagles active roster on Sept. 29, 2018...Waived by the Eagles on Nov. 6, 2018...Claimed off waivers by the Houston Texans on Nov. 7, 2018...Re-signed by the Texans on March 11, 2019.

2019 (Houston 10/2):

- Returned three kickoffs for 70 yards (23.3 avg.) at Baltimore (11/17)
- Started at wide receiver for the second time this season and pulled in one catch for eight yards (8.0 avg.) at Jacksonville (11/3). Also returned one kickoff for 19 yards (19.0 avg.)
- Notched his first reception of the season on a 46-yard catch, the second-longest catch of his NFL career vs. Oakland (10/27) and added one kickoff return for 22 yards and four punt returns for 32 yards (8.0 avg.)
- Posted a season-high 63 yards on three kickoff returns (21.0 avg.) at Indianapolis (10/20) and added one punt return for three yards
- Returned one punt for 10 yards and recorded one kickoff return of 20 yards at Kansas City (10/13)
- Fielded a season-high four punts for 22 yards (5.5 avg.) and one kickoff return for 22 yards vs. Atlanta (10/6)
- Returned one punt for 18 yards vs. Carolina (9/29)
- Returned two punts for 34 yards (17.0 avg.) in the Week 3 win over the L.A. Chargers (9/22), including a 23-yard return in the third quarter
- Returned one punt for five yards vs. Jacksonville (9/15)
- Started in the season opener at New Orleans (9/9) and recorded one kick return for 12 yards

2018 (Philadelphia 7/1; Houston 7/3; 1/0):

- Recorded 20 receptions for 195 yards (9.8 avg.), returned

16 punts for 146 yards (9.1 avg.) and returned nine kicks for 221 yards (24.6 avg.) in seven regular season games with Houston

- Made his NFL debut and recorded his first career reception for 10 yards vs. Atlanta (9/6)
- Returned two punts for 42 yards (21.0 avg.) at Tennessee (9/30)
- Recorded 86 return yards on four kickoff returns (21.5 avg.) vs. Minnesota (10/7)
- Returned five punts for 47 yards (9.4 avg.) and two kickoffs for 34 yards (17.0 avg.) at the N.Y. Giants (10/11)
- Tallied 14 punt return yards on two punts (7.0 avg.) and 73 kickoff return yards on three kickoffs (24.3 avg.), including a career-high 30-yard kickoff return vs. Carolina (10/21)
- Returned one kickoff for 11 yards (11.0 avg.) at Jacksonville (10/28)
- Claimed off waivers by the Texans prior to Week 10
- Returned one punt for 16 yards and one kickoff for 18 yards in his Texans debut at Washington (11/18)
- Returned one kickoff for 30 yards and three punts for 37 yards (12.3 avg.) vs. Tennessee (11/26)
- Set career highs in receptions (six) and receiving yards (32) and returned one kickoff for 23 yards vs. Cleveland (12/2)
- Returned one punt for 12 yards (12.0 avg.) before leaving the game due to injury vs. Indianapolis (12/10)
- Caught two passes for a career-high 55 yards (27.5 avg.), including a career-long 50-yard reception, and rushed once for seven yards (7.0 avg.) at the N.Y. Jets (12/15). Returned three punts for 17 yards (5.7 avg.) and one kickoff for 28 yards (28.0 avg.)
- Matched a career high with six receptions for a career-high 61 yards (10.2 avg.), and returned five kickoffs for 122 yards (24.4 avg.) and one punt for eight yards (8.0 avg.) at Philadelphia (12/23)
- Caught four passes for 33 receiving yards (8.3 avg.) and returned six punts for 56 yards (9.3 avg.), including a 30-yard long, and had three fair catches vs. Jacksonville (12/30)
- Returned one kickoff for 26 yards (26.0 avg.) in the Wild Card Round vs. Indianapolis (1/5)

2017 (San Francisco 0/0):

- Participated in the offseason and preseason with the 49ers
- Spent the entirety of the 2017 season on the 49ers

practice squad

2016 (New England 0/0):

- Spent the offseason and preseason with the Patriots

2015 (Oakland 0/0; New England 0/0, 0/0):

- Spent the offseason and preseason with the Ravens
- Signed to the Raiders practice squad prior to Week 2
- Spent Weeks 2-12 on the Raiders practice squad
- Signed to the Patriots practice squad and spent the final four weeks of the regular season and both postseason contests on the practice squad

COLLEGE:

- Played four seasons (2011-14) at California State University, Sacramento
- Caught 207 passes for 2,760 yards (13.3 avg.) and 35 touchdowns in 41 career games for the Hornets
- Returned 18 career kickoffs for 426 yards (23.7 avg.) and 10 punts for 125 yards (12.5 avg.) and one touchdown
- Earned All-America honors from the Associated Press and the FCS Athletic Directors Association as a senior in 2014
- Named the only unanimous, first-team all-Big Sky selection in 2014
- Served as team captain as a senior
- Led the FCS with 99 receptions for 1,321 yards (13.3 avg.) and 17 touchdowns in 2014
- Earned FCS and Big Sky Player of the Week honors after

recording a program-record 16 receptions for 273 yards and four touchdowns vs. Southern Utah (11/8)

- Scored multiple touchdowns in six games as a senior
- Tallied 64 receptions for 934 yards (14.6 avg.) and 14 touchdowns as a junior in 2013
- Earned first-team all-Big Sky honors as a junior
- Set the program record for touchdown receptions in a single game with five vs. Southern Oregon (9/14)
- Recorded 32 receptions for 344 yards (10.8 avg.) and four touchdowns in 10 games as a sophomore
- Led the team with an average of 28.6 yards per kickoff in 2012
- Played in eight games as a true freshman and caught 12 passes for 161 yards (13.4 avg.) in 2011
- Returned eight kickoffs for an average of 21.25 yards per return

PERSONAL:

- Attended Washington High School in Fremont, Calif.
- Named third-team all-state, first-team all-East Bay and the Mission Valley Athletic League Offensive Player of the Year as a senior in 2010
- Caught 69 passes for 1,093 yards and 15 touchdowns as a senior
- Recorded 380 rushing yards and eight touchdowns in 2010
- Name first-team all-league at wide receiver and defensive back and was a second-team selection as a kick returner
- Majored in communications studies at Sacramento State

DEANDRE CARTER'S NFL REGULAR SEASON RUSHING/RECEIVING STATISTICS

2017-2019 NFL WEEKLY PERFORMANCES, WEEKEND SUMMARY													
				RECEIVING				RUSHING					
DATE	TEAM	GP	GS	NO.	YDS	AVG	LG	TD	NO.	YDS.	AVG.	LG	TD
2017	49ers	0	0	0	0	0.0	0	0	0	0	0.0	0	0
2018	Eagles	7	1	2	21	10.5	11	0	0	0	0.0	0	0
2018	Texans	7	3	20	195	9.8	50	0	1	7	7.0	7	0
2018	TOTAL	14	4	22	216	9.8	50	0	1	7	7.0	7	0
2019	Texans	10	2	3	53	17.7	46	0	0	0	0.0	0	0
NFL	TOTALS	24	6	25	269	10.8	50	0	1	7	7.0	7	0

DEANDRE CARTER'S NFL POSTSEASON RUSHING/RECEIVING STATISTICS

		RECEIVING						RUSHING					
DATE	TEAM	GP	GS	NO.	YDS	AVG	LG	TD	NO.	YDS.	AVG.	LG	TD
2018	Texans	1	0	0	0	0.0	0	0	0	0	0.0	0	0
NFL TOTALS		1	0	0	0	0.0	0	0	0	0	0.0	0	0

DEANDRE CARTER'S NFL REGULAR SEASON RETURN STATISTICS

KICKOFF RETURNS						PUNT RETURNS					
DATE TEAM	RET.	YDS.	AVG.	LG	TD	NO.	FC	YDS	AVG	LG	TD
2017 49ers	0	0	0.0	0	0	0	0	0	0.0	0	0
2018 Eagles	10	204	20.4	30	0	10	0	103	10.3	42	0
2018 Texans	9	221	24.6	30	0	16	8	146	9.1	30	0
2018 TOTAL	19	425	22.4	30	0	26	8	249	9.6	42	0
2019 Texans	11	228	20.7	28	0	14	11	124	8.9	23	0
NFL TOTALS	30	653	21.8	30	0	40	19	373	9.3	42	0

TEXANS BIOS

DEANDRE CARTER'S NFL POSTSEASON RETURN STATISTICS

DATE TEAM	RET.	KICKOFF RETURNS				PUNT RETURNS					
		YDS.	AVG.	LG	TD	NO.	FC	YDS	AVG	LG	TD
2018 Texans	1	26	26.0	26	0	0	2	0	0.0	0	0
NFL TOTALS	1	26	26.0	26	0	0	2	0	0.0	0	0

SINGLE-GAME HIGHS: RUSHING/RECEIVING

Rush Attempts	1 at New York Jets, Dec 15, 2018	Kickoff Returns	5 at Philadelphia Eagles, Dec 23, 2018
Rushing Yards	7 at New York Jets, Dec 15, 2018	Kickoff Return Yards	122 at Philadelphia Eagles, Dec 23, 2018
Longest Runs	7 at New York Jets, Dec 15, 2018	Longest Kickoff Return	30 at Philadelphia Eagles, Dec 23, 2018
Receptions	6 at Philadelphia Eagles, Dec 23, 2018		...2 more at 30.
	...1 more at 6.	Fair Catches	3 vs. Jacksonville Jaguars, Dec 30, 2018
Receiving Yards	61 at Philadelphia Eagles, Dec 23, 2018	Punt Return Yards	56 vs. Jacksonville Jaguars, Dec 30, 2018
Longest Receptions	50 at New York Jets, Dec 15, 2018	Longest Punt Return	42 at Tennessee Titans, Sep 30, 2018
All-purpose yards	191 at Philadelphia Eagles, Dec 23, 2018	Punt Returns	6 vs. Jacksonville Jaguars, Dec 30, 2018

SINGLE-GAME HIGHS - POSTSEASON: RUSHING/RECEIVING

Kickoff Returns	1 vs. Indianapolis Colts, Jan 05, 2019	Longest Kickoff Return	26 vs. Indianapolis Colts, Jan 05, 2019
Kickoff Return Yards	26 vs. Indianapolis Colts, Jan 05, 2019	Fair Catches	2 vs. Indianapolis Colts, Jan 05, 2019

2019 GAME-BY-GAME REGULAR SEASON STATISTICS (TEXANS)

W	DATE	OPPONENT	P/S	RECEIVING					RUSHING					TD	W/L	SCORE
				NO	YDS	AVG	LG	TD	NO	YDS	AVG	LG	TD			
01	09/09	at Saints	S	1	-1	-1.0	-1	0	0	0	0.0	0	0	0	L	28-30
02	09/15	Jaguars	P	0	0	0.0	0	0	0	0	0.0	0	0	0	W	13-12
03	09/22	at Chargers	P	0	0	0.0	0	0	0	0	0.0	0	0	0	W	27-20
04	09/29	Panthers	P	0	0	0.0	0	0	0	0	0.0	0	0	0	L	10-16
05	10/06	Falcons	P	0	0	0.0	0	0	0	0	0.0	0	0	0	W	53-32
06	10/13	at Chiefs	P	0	0	0.0	0	0	0	0	0.0	0	0	0	W	31-24
07	10/20	at Colts	P	0	0	0.0	0	0	0	0	0.0	0	0	0	L	23-30
08	10/27	Raiders	P	1	46	46.0	46	0	0	0	0.0	0	0	0	W	27-24
09	11/03	at Jaguars	S	1	8	8.0	8	0	0	0	0.0	0	0	0	W	26-3
11	11/17	at Ravens	P	0	0	0.0	0	0	0	0	0.0	0	0	0	L	7-41
2019 TOTALS			10-2	3	53	17.7	46	0	0	0	0.0	0	0	0	6-4	

2019 GAME-BY-GAME REGULAR SEASON STATISTICS (TEXANS)

W	DATE	OPPONENT	P/S	KICKOFF RETURNS					PUNT RETURNS					TD	W/L	SCORE
				RET	YDS	AVG	LG	TD	NO	FC	YDS	AVG	LG			
01	09/09	at Saints	S	1	12	12.0	12	0	0	1	0	0.0	0	0	L	28-30
02	09/15	Jaguars	P	0	0	0.0	0	0	1	1	5	5.0	5	0	W	13-12
03	09/22	at Chargers	P	0	0	0.0	0	0	2	2	34	17.0	23	0	W	27-20
04	09/29	Panthers	P	0	0	0.0	0	0	1	2	18	18.0	18	0	L	10-16
05	10/06	Falcons	P	1	22	22.0	22	0	4	0	22	5.5	11	0	W	53-32
06	10/13	at Chiefs	P	1	20	20.0	20	0	1	0	10	10.0	10	0	W	31-24
07	10/20	at Colts	P	3	63	21.0	28	0	1	2	3	3.0	3	0	L	23-30
08	10/27	Raiders	P	1	22	22.0	22	0	4	1	32	8.0	14	0	W	27-24
09	11/03	at Jaguars	S	1	19	19.0	19	0	0	2	0	0.0	0	0	W	26-3
11	11/17	at Ravens	P	3	70	23.3	28	0	0	0	0	0.0	0	0	L	7-41
2019 TOTALS			10-2	11	228	20.7	28	0	14	11	124	8.9	23	0	6-4	



CHRIS CLARK

TACKLE

6-5 | 305 | SOUTHERN MISS

HOMETOWN: NEW ORLEANS, LA. | AGE: 34

10TH NFL SEASON | 4TH WITH TEXANS | ACQUIRED: FA-'19

2019 GP/GS: 3/2 | CAREER GP/GS (POST): 124/68 (10/7)

TEAMS: DEN '10-14; HOU '15-19; CAR '18



77

TRANSACTIONS:

Signed by the Tampa Bay Buccaneers as a college free agent on May 2, 2008...Waived by the Buccaneers on Aug. 30, 2008...Signed to the Minnesota Vikings practice squad on Sept. 10, 2008...Signed by the Vikings on January 7, 2009...Waived by the Vikings on Sept. 5, 2009...Signed to the Vikings practice squad on Sept. 6, 2009...Signed by the Vikings on January 27, 2010...Waived by the Vikings on Sept. 4, 2010...Claimed off waivers by the Denver Broncos on Sept. 5, 2010...Re-signed by the Broncos on April 2, 2012...Re-signed by the Broncos as a restricted free agent on April 10, 2013...Signed a two-year contract extension with the Broncos on Sept. 16, 2013...Traded to the Houston Texans on Aug. 31, 2015...Re-signed with the Texans on March 10, 2016...Signed by the Carolina Panthers as an unrestricted free agent on Sept. 12, 2018...Signed by the New Orleans Saints as an unrestricted free agent on Aug. 12, 2019...Released by the Saints on Aug. 26, 2019...Signed by the Houston Texans on Oct. 16, 2019.

2019 (Houston 3/2):

- Spent a portion of the preseason with the Saints before being released and signed by the Texans prior to Week 7
- Inactive in Week 11
- Started at left tackle in the win over Jacksonville at Wembley Stadium (11/3) and contributed on special teams
- Notched his first start of the season, starting at right tackle vs. Oakland (10/27) as part of an offensive line that blocked for QB Deshaun Watson's 279 passing yards and three passing touchdowns
- Contributed on special teams in his 2019 Texans debut at Indianapolis (10/20)

2018 (Carolina 15/13):

- Played in 15 games for the Panthers, starting at left tackle in 13 contests
- Part of an offensive line that paved the way for an average of 133.5 rushing yards per game, the fourth-best mark in the NFL
- Started at left tackle vs. Seattle (11/25) and helped block for a season-high 476 total offensive yards and 220 rush yards and also recovered a fumble
- Started at left tackle vs. Cincinnati (9/23) as part of an offensive line that paved the way for a season-high 230 rushing yards

2017 (Houston 10/8):

- Played in 10 games (eight starts) before being placed on the Reserve/Injured list on Nov. 29
- Started at left tackle and led the way for 134 net rushing yards and 357 net yards of offense, leading to the team's sixth game of 30-or-more points vs. Arizona (11/19)
- Started at left tackle for the fifth consecutive week and helped pave the way 340 net yards while the Texans scored 30-plus points for a franchise-record fourth consecutive week vs. Cleveland (10/15)
- Started at left tackle and helped guide the offense to 392 yards of offense and 34 points vs. Kansas City (10/8)
- Started his third consecutive game vs. Tennessee (10/1) and helped the offense to a 173-yard rushing performance, 445 total yards, six touchdowns and a franchise-record 57 points
- Paved the way for a 125-yard rushing performance and a 300-yard passer while serving as a team captain at New England (9/24)
- Started the road opener at left tackle at Cincinnati and helped the Texans notch a 168-yard rushing performance (9/14)

2016 (Houston 16/14, 2/2):

- Played in all 16 games (14 starts) in his second season with the Texans, starting at right tackle in Weeks 8-17 and both postseason contests
- Helped RB Lamar Miller rush for 107 yards and a touchdown at Indianapolis (12/11) in Week 14
- Started at right tackle in place of T Derek Newton and helped pave the way for RB Lamar Miller's 149-yard rushing performance vs. Indianapolis (10/16) in Week 6
- Started the season opener at left tackle in place of T Duane Brown and helped block for RB Lamar Miller's 106-yard rushing performance vs. Chicago (9/11)

2015 (Houston 11/4, 1/1):

- Played in 11 games (four starts) after being acquired by the Texans in a trade with the Denver Broncos on Aug. 31
- Started at left tackle in the AFC Wild Card Game vs. Kansas City (1/9/16)
- Started at right tackle in Weeks 6-7
- Started at left tackle in Weeks 2-3
- Recorded two fumble recoveries, one in Weeks 3 vs. Tampa Bay (9/27) and one in Week 7 at Miami (10/25)

2014 (Denver 13/7, 1/1):

- Played 13 regular season games (seven starts) on offense,

TEXANS BIOS

opening five games at right tackle and another two contests as a blocking tight end

- ✎ Started as an extra tight end in Denver's AFC Divisional Playoff Game vs. Indianapolis (1/11/15)
- ✎ Started at right tackle and lined up on all 346 offensive snaps during the first five games of the season

2013 (Denver 16/14, 3/3):

- ✎ Appeared in all 16 regular season games for the third consecutive season and set a career high with 14 starts at left tackle in place of injured All-Pro Ryan Clady
- ✎ Started all three postseason contests
- ✎ Was part of an offensive line unit that allowed the fewest sacks (20) in the NFL, as well as the most games allowing zero sacks (6)
- ✎ Part of an offensive line group that was named a collective Offensive Player of the Week by Sports Illustrated's Peter King for its performance in which it allowed zero sacks and zero quarterback hits against the NFL's top-ranked sack defense vs. Kansas City (11/17)
- ✎ Opened his first career game at left tackle in Denver's Week 3 win vs. Oakland (9/23)

2012 (Denver 16/0, 1/0):

- ✎ Appeared in all 16 regular season games for the second consecutive season, seeing action in 63 snaps on offense and 88 plays on special teams

2011 (Denver 16/6, 2/0):

- ✎ Played all 16 regular-season games (six starts) and both playoff contests for Denver, seeing time on special teams and as an extra blocking tight end on offense

2010 (Denver 8/0):

- ✎ Played in Denver's final eight games after being claimed by the Broncos off waivers from Minnesota on Sept. 5
- ✎ Played primarily on special teams and on Denver's goal-line and short-yardage packages
- ✎ Made his NFL debut vs. Kansas City (11/14), lining up as an eligible tackle on quarterback Tim Tebow's one-yard touchdown run in the second quarter

2009 (Minnesota 0/0):

- ✎ Spent the 2009 season on Minnesota's practice squad

2008 (Minnesota 0/0):

- ✎ Entered the NFL as a college free agent with Tampa Bay on May 2 and competed with the Buccaneers during training camp before being waived and spending his rookie season on Minnesota's practice squad

COLLEGE:

- ✎ Played 48 games (39 starts) over four years (2005-08) at the University of Southern Mississippi in Hattiesburg, Miss., opening every contest during his final three seasons at left tackle (30 starts) and left guard (nine starts)
- ✎ Earned All-Conference USA honors following his junior and senior seasons as the Golden Eagles posted more than 2,000 rushing yards in both campaigns
- ✎ Named to the Conference USA All-Freshman Team in 2004

PERSONAL:

- ✎ Attended McDonogh 35 High School in New Orleans, where he received all-district distinction at offensive guard and played in the 2002 New Orleans High School All-Star Game following his senior season
- ✎ Won district and regional titles in shot put and discus as a prep senior

CHRIS CLARK'S NFL REGULAR SEASON STATISTICS

DATE TEAM	GP	GS
2010 Broncos	8	0
2011 Broncos	16	6
2012 Broncos	16	0
2013 Broncos	16	14
2014 Broncos	13	7
2015 Texans	11	4
2016 Texans	16	14
2017 Texans	10	8
2018 Panthers	15	13
2019 Texans	3	2
NFL TOTALS	124	68

TEXANS BIOS

CHRIS CLARK'S NFL POSTSEASON STATISTICS

DATE TEAM GP GS

2011 Broncos 2 0
2012 Broncos 1 0
2013 Broncos 3 3
2014 Broncos 1 1
2015 Texans 1 1
2016 Texans 2 2

NFL TOTALS 10 7

2018 GAME-BY-GAME REGULAR SEASON STATISTICS (PANTHERS)

W	DATE	OPPONENT	P/S	W/L	SCORE
02	09/16	at Falcons	S	L	24-31
03	09/23	Bengals	S	W	31-21
05	10/07	Giants	S	W	33-31
06	10/14	at Redskins	S	L	17-23
07	10/21	at Eagles	S	W	21-17
08	10/28	Ravens	S	W	36-21
09	11/04	Buccaneers	S	W	42-28
10	11/08	at Steelers	S	L	21-52
11	11/18	at Lions	S	L	19-20
12	11/25	Seahawks	S	L	27-30
13	12/02	at Buccaneers	S	L	17-24
14	12/09	at Browns	S	L	20-26
15	12/17	Saints	P	L	9-12
16	12/23	Falcons	P	L	10-24
17	12/30	at Saints	S	W	33-14
2018 TOTALS			15-13	6-9	

2019 GAME-BY-GAME REGULAR SEASON STATISTICS (TEXANS)

W	DATE	OPPONENT	P/S	W/L	SCORE
01	09/09	at Saints		L	28-30
02	09/15	Jaguars		W	13-12
03	09/22	at Chargers		W	27-20
04	09/29	Panthers		L	10-16
05	10/06	Falcons		W	53-32
06	10/13	at Chiefs		W	31-24
07	10/20	at Colts	P	L	23-30
08	10/27	Raiders	S	W	27-24
09	11/03	at Jaguars	S	W	26-3
11	11/17	at Ravens		L	7-41
2019 TOTALS			3-2	6-4	



DYLAN COLE

INSIDE LINEBACKER

6-0 | 237 | MISSOURI STATE

HOMETOWN: SPRINGFIELD, MO. | AGE: 25

3RD NFL SEASON | 3RD WITH TEXANS | ACQUIRED: CFA-'17

2019 GP/GS: 10/0 | CAREER GP/GS (POST): 30/1 (1/0)

TEAMS: HOU '17-19



51

TRANSACTIONS: Signed by the Houston Texans as a college free agent on May 12, 2017.

2019 (Houston 10/0):

- Registered two total tackles (two solo) at Baltimore (11/17)
- Tallied two total tackles on defense (two solo) and one special teams tackle in the win over Jacksonville in London (11/3). Notched his first career fumble recovery on the last play of the game, recovering a fumble by Jaguars QB Gardner Minshew II forced by OLB Brennan Scarlett
- Notched one pass defended and added one special teams tackle in the Week 8 win over Oakland (10/27)
- Saw action as a reserve inside linebacker and contributed on special teams at Indianapolis (10/20)
- Recorded one tackle on defense and two on special teams in the win at Kansas City (10/13)
- Contributed on both defense and special teams vs. Atlanta (10/6)
- Registered two total tackles (one solo) on defense and one special teams tackle vs. Carolina (9/29)
- Notched one special teams tackle in the Week 3 win over the L.A. Chargers (9/22)
- Recorded one special teams tackle in the win vs. Jacksonville (9/15)
- Played in the season opener at New Orleans (9/9) and notched one tackle on defense and one tackle on special teams

2018 (Houston 8/0; 1/0):

- Finished with 13 total tackles (13 solo), one tackle for loss and three passes defended in eight regular season games
- Tallied five solo tackles and one pass defended at New England (9/9)
- Notched three solo tackles at Tennessee (9/16)
- Recorded one solo stop vs. the N.Y. Giants (9/23)
- Placed on the Reserve/Injured list on Sept. 25
- Activated off the Reserve/Injured list on Nov. 27
- Notched one total tackle vs. Cleveland (12/2)
- Contributed on defense and special teams vs. Indianapolis (12/9)
- Totaled two total tackles (two solo) at the N.Y. Jets (12/15)
- Recorded one pass defended at Philadelphia (12/23)
- Compiled one total tackle (one solo), one tackle for loss and one pass defended vs. Jacksonville (12/30)
- Tallied four total tackles (two solo) in the Wild Card Round

vs. Indianapolis (1/5)

2017 (Houston 12/1):

- Recorded 25 total tackles (10 solo), four tackles for loss, three passes defended, two interceptions, two quarterback hits and 1.0 sack in 12 games as a rookie
- Became the first rookie to record an interception for a touchdown in franchise history and first Texans player with a pick-six since CB Kareem Jackson in Week 10 of 2016
- Was also the only college free agent in the NFL with a pick-six in 2017 and the first rookie college free agent linebacker with an interception returned for a touchdown since Chase Blackburn did it for the Giants in Week 16 of the 2005 season
- Made his NFL debut and recorded one quarterback hit vs. Jacksonville (9/10)
- Received extensive action at inside linebacker and notched his first three career tackles at Cincinnati (9/14)
- Became the first rookie in NFL history to record at least five total tackles, one sack and one interception returned for a touchdown vs. Tennessee (10/1)
- Started his first career game and totaled five tackles and one tackle for loss vs. Kansas City (10/8)
- Registered one tackle for loss and recorded his second interception of the season vs. Cleveland (10/15)
- Returned to action and produced a defensive and special teams tackle at Baltimore (11/27)
- Produced one special teams tackle vs. San Francisco (12/10)
- Finished with one solo tackle and one special teams tackle at Jacksonville (12/17)
- Tied a career best with five total tackles and notched his third pass defended of the season vs. Pittsburgh (12/25)
- Recorded three total tackles and one tackle for loss at Indianapolis (12/31)

COLLEGE:

- Played four seasons (2013-16) at Missouri State University in Springfield, Mo. after redshirting the 2012 campaign
- Finished his Bears career with 457 tackles (third-most in MSU history), 40.5 tackles for loss, 21 passes defended, 5.0 sacks, five interceptions and three forced fumble and two fumble recoveries in 46 career games (all starts)
- Racked up 22 double-figure tackle games, including 15 in a row to end his career
- Credited with 142 total tackles, 8.0 tackles for loss, six

TEXANS BIOS

- passes defended, three forced fumbles and two interceptions in 11 games as a senior in 2016
- ✦ Earned NCAA Division I FCS Consensus All-America honors as one of the nation's top linebackers his senior year
- ✦ Led all FCS players in total tackles per game (12.9) and was second nationally in solo tackles per game (7.7)
- ✦ Finalist for Buck Buchanan Award as top defensive player in DI FCS football (finished third) First-team All-America selection by Associated Press, AFCA, Walter Camp Football Foundation, STATS Inc., HERO Sports, and FCS ADA
- ✦ Earned All-MVFC First-Team honors and led the conference with 152 total tackles as a junior in 2015
- ✦ Started all 12 games as a sophomore in 2014 and earned All-MVFC honorable mention honors
- ✦ Started all 12 games at Sam linebacker as a redshirt freshman in 2013

- ✦ Was MSU's only freshman player on the MVFC All-Newcomer Team
- ✦ Redshirted the 2012 season and earned MSU Defensive Scout Team Player of the Year by the coaches

PERSONAL:

- ✦ Attended Logan-Rogersville (Mo.) High School
- ✦ A Missouri Class 3 consensus all-state running back after compiling 2,002 rushing yards on 225 carries for 33 touchdowns for the state champions in 2011
- ✦ Registered 102 total tackles, seven for loss and a pair of interceptions as a senior at linebacker
- ✦ Named MHSFCA Offensive Player of the Year in 2011 as well as Central Ozarks Co-Offensive Player of the Year and SWMFCA Offensive Player of the Year
- ✦ Son of Tacoma Bailey and Traci Cole of Rogersville, Mo.
- ✦ Has three siblings: Devon, Daelyn and Danae

DYLAN COLE'S NFL REGULAR SEASON DEFENSIVE STATISTICS

DATE	TEAM	GP	GS	TK	S	A	TACKLES				QBH	NO	INTERCEPTIONS				FUMBLES			TK	ST		FF		FR		MISC	
							TFL	YDS	SK	YDS			YDS	LG	TD	PD	FF	FR	YDS		S	A	FF	FR	S	A		
2017	Texans	12	1	25	10	15	4	6	1.0	1.0	2	2	28	25t	1	3	0	0	0	7	6	1	0	0	0	0	0	0
2018	Texans	8	0	13	13	0	1	8	0.0	0.0	0	0	0	0	0	3	0	0	0	0	0	0	0	0	0	0	0	0
2019	Texans	10	0	8	6	2	0	0	0.0	0.0	0	0	0	0	0	1	0	1	27	8	7	1	0	0	0	0	0	0
NFL TOTALS		30	1	46	29	17	5	14	1.0	1.0	2	2	28	25t	1	7	0	1	27	15	13	2	0	0	0	0	0	0

SINGLE-GAME HIGHS: DEFENSIVE

Total Tackles	5 at New England Patriots, Sep 09, 2018 ...3 more at 5.	Tackles For Loss	1 vs. Jacksonville Jaguars, Dec 30, 2018 ...4 more at 1.
Sacks	1.0 vs. Tennessee Titans, Oct 01, 2017	Interceptions	1 vs. Cleveland Browns, Oct 15, 2017 ...1 more at 1.
Passes Defended	1 vs. Oakland Raiders, Oct 27, 2019 ...6 more at 1.	Interception Return Yards	25 vs. Tennessee Titans, Oct 01, 2017
Fumble Recoveries	1 at Jacksonville Jaguars, Nov 03, 2019	Special Teams Tackles	2 at Kansas City Chiefs, Oct 13, 2019 ...1 more at 2.

2019 GAME-BY-GAME REGULAR SEASON STATISTICS (TEXANS)

			TACKLES								INTERCEPTIONS						FUMBLES			ST					MISC			
W	DATE	OPPONENT	TK	S	A	SK	YDS	TFL	YDS	QBH	NO	YDS	LG	TD	PD	FF	FR	YDS	TK	S	A	FF	FR	S	AW/L	SCORE		
01	09/09	at Saints	P	1	0	1	0.0	0.0	0	0	0	0	0	0	0	0	0	0	1	1	0	0	0	0	0	L	28-30	
02	09/15	Jaguars	P	0	0	0	0.0	0.0	0	0	0	0	0	0	0	0	0	0	1	1	0	0	0	0	0	W	13-12	
03	09/22	at Chargers	P	0	0	0	0.0	0.0	0	0	0	0	0	0	0	0	0	0	1	1	0	0	0	0	0	W	27-20	
04	09/29	Panthers	P	2	1	1	0.0	0.0	0	0	0	0	0	0	0	0	0	0	1	1	0	0	0	0	0	L	10-16	
05	10/06	Falcons	P	0	0	0	0.0	0.0	0	0	0	0	0	0	0	0	0	0	0	0	0	0	0	0	0	W	53-32	
06	10/13	at Chiefs	P	1	1	0	0.0	0.0	0	0	0	0	0	0	0	0	0	0	2	1	1	0	0	0	0	W	31-24	
07	10/20	at Colts	P	0	0	0	0.0	0.0	0	0	0	0	0	0	0	0	0	0	0	0	0	0	0	0	0	L	23-30	
08	10/27	Raiders	P	0	0	0	0.0	0.0	0	0	0	0	0	0	0	1	0	0	1	1	0	0	0	0	0	W	27-24	
09	11/03	at Jaguars	P	2	2	0	0.0	0.0	0	0	0	0	0	0	0	0	0	1	1	1	0	0	0	0	0	W	26-3	
11	11/17	at Ravens	P	2	2	0	0.0	0.0	0	0	0	0	0	0	0	0	0	0	0	0	0	0	0	0	0	L	7-41	
2019 TOTALS			10-0	8	6	2	0.0	0.0	0	0	0	0	0	0	0	1	0	1	27	8	7	1	0	0	0	0	6-4	



GAREON CONLEY

CORNERBACK

6-0 | 190 | OHIO STATE

HOMETOWN: MASSILLON, OHIO | AGE: 24

3RD NFL SEASON | 1ST WITH TEXANS | ACQUIRED: T-'19 (OAK)

2019 GP/GS: 9/9 | CAREER GP/GS: 26/23

TEAMS: OAK '17-'19; HOU '19



22

TRANSACTIONS: Selected by the Oakland Raiders in the first round (24th overall) of the 2017 NFL Draft...Traded to the Houston Texans on Oct. 22, 2019.

2019 (Oakland 6/6, Houston 3/3):

- Started in all six games to start the season with the Raiders, totaling 33 tackles, one interception and two passes defended before being traded to the Houston Texans prior to Week 8
- Notched one pass defended at Baltimore (11/17)
- Led the team with a single-game career-high eight total tackles (eight solo) in the win over Jacksonville at Wembley Stadium in London (11/3) and added three passes defended. Notched multiple passes defended in consecutive games for the first time in his career
- Started in his Texans debut vs. Oakland (10/27) and recorded four total tackles (one solo) and two passes defended
- As a member of the Raiders in Week 5, notched his first interception of the season and fourth of his career vs. Chicago (10/6). Added two solo tackles and one pass defended in the game

2018 (Oakland 15/14):

- Played in 15 games (14 starts) in his second season with the Raiders and finished the season with a career-high 37 total tackles (24 solo), three interceptions including one returned for a touchdown and 15 passes defended
- His 15 passes defended led the team, ranked fifth in the NFL in 2018 and tied for the eighth-most in a single-season in franchise history
- His three interceptions tied for the team high in 2018 and tied for sixth among cornerbacks in the NFL
- Finished with three total tackles (two solo), two passes defended and notched his third interception of the season at Kansas City (12/30), picking off Chiefs QB Patrick Mahomes at the Oakland three-yard line in the second quarter

- Posted his second interception of the season at Arizona (11/18), picking off Cardinals QB Josh Rosen on the second play from scrimmage and returning it 28 yards, leading to a Raiders touchdown on the ensuing drive
- Recorded his first career interception vs. Cleveland (9/30) in just his sixth career game and returned it for his first career touchdown, intercepting a pass from Browns QB Baker Mayfield in the first quarter and returned it 36 yards for the score. His pick-six was the first by the Raiders since 2016

2017 (Oakland 2/0):

- Appeared in two games as a rookie, tallying seven total tackles (five solo) and one pass defended before being placed on the Reserve/Injured list on Nov. 13

COLLEGE:

- Played three seasons 2014-16 at Ohio State University in Columbus, Ohio and appeared in 42 games (27 starts) for the Buckeyes
- Amassed 91 total tackles (66 solo), six interceptions, 15 passes defended and 0.5 sack over his collegiate career
- As a junior in 2016, served as a team captain and recorded four interceptions, which tied for the second most in the Big Ten, earning him All-Big Ten Second Team honors
- Played in all 15 games as part of the 2014 College Football Playoff National Championship team

PERSONAL:

- Attended Washington High School in Massillon, Ohio, where he played on both sides of the ball as a wide receiver and a defensive back
- As a senior, averaged 21.9 yards per catch with 16 touchdowns on offense, while posting one interception, 13 passes defended and 25 tackles on defense
- Ranked the number one player in the state of Ohio (ESPN 150) and the number 43 player nationally
- Division I All-State Selection as a senior

TEXANS BIOS

GAREON CONLEY'S NFL REGULAR SEASON DEFENSIVE STATISTICS

DATE TEAM	GP GS	TK	S	A	TACKLES					QBH	INTERCEPTIONS					FUMBLES			ST					MISC	
					TFL	YDS	SK	YDS	YDS		NO	YDS	LG	TD	PD	FF	FR	YDS	TK	S	A	FF	FR	S	A
2017 Raiders	2 0	7	5	2	0	0	0.0	0.0	0	0	0	0	0	0	1	0	0	0	0	0	0	0	0	0	0
2018 Raiders	15 14	37	24	13	0	0	0.0	0.0	0	0	3	64	36t	1	15	0	0	0	0	0	0	0	0	0	0
2019 Raiders	6 6	23	16	7	0	0	0.0	0.0	0	0	1	3	3	0	2	0	0	0	0	0	0	0	0	0	0
2019 Texans	3 3	12	9	3	0	0	0.0	0.0	0	0	0	0	0	0	6	0	0	0	0	0	0	0	0	0	0
2019 TOTAL	9 9	35	25	10	0	0	0.0	0.0	0	0	1	3	3	0	8	0	0	0	0	0	0	0	0	0	0
NFL TOTALS	26 23	79	54	25	0	0	0.0	0.0	0	0	4	67	36t	1	24	0	0	0	0	0	0	0	0	0	0

SINGLE-GAME HIGHS: DEFENSIVE

Total Tackles 8 at Jacksonville Jaguars, Nov 03, 2019

Interceptions

1 vs. Chicago Bears, Oct 06, 2019

Passes Defensed 4 at Denver Broncos, Sep 16, 2018

...3 more at 1.

Interception Return Yards 36 vs. Cleveland Browns, Sep 30, 2018

2018 GAME-BY-GAME REGULAR SEASON STATISTICS (RAIDERS)

		TACKLES									INTERCEPTIONS					FUMBLES			ST					MISC				
W	DATE	OPPONENT	TK	S	A	SK	YDS	TFL	YDS	QBH	NO	YDS	LG	TD	PD	FF	FR	YDS	TK	S	A	FF	FR	S	A	W/L	SCORE	
01	09/10	Rams	S	2	1	1	0.0	0.0	0	0	0	0	0	0	0	0	0	0	0	0	0	0	0	0	0	L	13-33	
02	09/16	at Broncos	S	4	3	1	0.0	0.0	0	0	0	0	0	0	4	0	0	0	0	0	0	0	0	0	0	L	19-20	
03	09/23	at Dolphins	S	2	2	0	0.0	0.0	0	0	0	0	0	0	1	0	0	0	0	0	0	0	0	0	0	L	20-28	
04	09/30	Browns	S	1	1	0	0.0	0.0	0	0	1	36	36	1	1	0	0	0	0	0	0	0	0	0	0	W	45-42+	
05	10/07	at Chargers	S	1	1	0	0.0	0.0	0	0	0	0	0	0	0	0	0	0	0	0	0	0	0	0	0	L	10-26	
06	10/14	Seahawks	P	0	0	0	0.0	0.0	0	0	0	0	0	0	0	0	0	0	0	0	0	0	0	0	0	L	3-27	
08	10/28	Colts	S	3	2	1	0.0	0.0	0	0	0	0	0	0	1	0	0	0	0	0	0	0	0	0	0	L	28-42	
09	11/01	at 49ers	S	2	2	0	0.0	0.0	0	0	0	0	0	0	0	0	0	0	0	0	0	0	0	0	0	L	3-34	
10	11/11	Chargers	S	6	3	3	0.0	0.0	0	0	0	0	0	0	0	0	0	0	0	0	0	0	0	0	0	L	6-20	
11	11/18	at Cardinals	S	1	1	0	0.0	0.0	0	0	1	28	28	0	1	0	0	0	0	0	0	0	0	0	0	W	23-21	
12	11/25	at Ravens	S	2	1	1	0.0	0.0	0	0	0	0	0	0	2	0	0	0	0	0	0	0	0	0	0	L	17-34	
13	12/02	Chiefs	S	4	2	2	0.0	0.0	0	0	0	0	0	0	1	0	0	0	0	0	0	0	0	0	0	L	33-40	
14	12/09	Steelers	S	4	2	2	0.0	0.0	0	0	0	0	0	0	2	0	0	0	0	0	0	0	0	0	0	W	24-21	
15	12/16	at Bengals	S	2	1	1	0.0	0.0	0	0	0	0	0	0	0	0	0	0	0	0	0	0	0	0	0	L	16-30	
16	12/24	Broncos									INACTIVE																W	27-14
17	12/30	at Chiefs	S	3	2	1	0.0	0.0	0	0	1	0	0	0	2	0	0	0	0	0	0	0	0	0	0	L	3-35	
2018 TOTALS		15-14	37	24	13	0.0	0.0	0	0	0	3	64	36t	1	15	0	0	0	0	0	0	0	0	0	0	4-12		

+ - Overtime

2019 GAME-BY-GAME REGULAR SEASON STATISTICS (RAIDERS/TEXANS)

			TACKLES								INTERCEPTIONS					FUMBLES			ST					MISC			
W	DATE	OPPONENT	TK	S	A	SK	YDS	TFL	YDS	QBH	NO	YDS	LG	TD	PD	FF	FR	YDS	TK	S	A	FF	FR	S	AW/L	SCORE	
01	09/09	Broncos	S	4	2	2	0.0	0.0	0	0	0	0	0	0	0	0	0	0	0	0	0	0	0	0	0	W	24-16
02	09/15	Chiefs	S	3	3	0	0.0	0.0	0	0	0	0	0	0	0	0	0	0	0	0	0	0	0	0	0	L	10-28
03	09/22	at Vikings	S	3	2	1	0.0	0.0	0	0	0	0	0	0	0	0	0	0	0	0	0	0	0	0	0	L	14-34
04	09/29	at Colts	S	5	4	1	0.0	0.0	0	0	0	0	0	0	1	0	0	0	0	0	0	0	0	0	0	W	31-24
05	10/06	Bears	S	2	2	0	0.0	0.0	0	0	0	1	3	3	0	1	0	0	0	0	0	0	0	0	0	W	24-21
07	10/20	at Packers	S	6	3	3	0.0	0.0	0	0	0	0	0	0	0	0	0	0	0	0	0	0	0	0	0	L	24-42
Went from Raiders to Texans.																											
08	10/27	Raiders	S	4	1	3	0.0	0.0	0	0	0	0	0	0	2	0	0	0	0	0	0	0	0	0	0	W	27-24
09	11/03	at Jaguars	S	8	8	0	0.0	0.0	0	0	0	0	0	0	3	0	0	0	0	0	0	0	0	0	0	W	26-3
11	11/17	at Ravens	S	0	0	0	0.0	0.0	0	0	0	0	0	0	1	0	0	0	0	0	0	0	0	0	0	L	7-41
2019 TOTALS			9-9	35	25	10	0.0	0.0	0	0	0	1	3	3	0	8	0	0	0	0	0	0	0	0	0	5-4	



KEKE COUTEE

WIDE RECEIVER

5-11 | 187 | TEXAS TECH

HOMETOWN: LUFKIN, TEXAS | AGE: 22

2ND NFL SEASON | 2ND WITH TEXANS | ACQUIRED: D4-'18

2019 GP/GS: 7/3 | CAREER GP/GS (POST): 13/5 (1/1)

TEAMS: HOU '18-19



16

TRANSACTIONS: Selected by the Houston Texans with the third pick of the fourth round (103rd overall) in the 2018 NFL Draft.

2019 (Houston 6/3):

- ✦ Did not play in Weeks 8-9
- ✦ Caught all three of his targets for 25 yards (8.3 avg.) at Baltimore (11/17)
- ✦ Hauled in three receptions for 25 yards (8.3 avg.) at Indianapolis (10/20) and recorded his first-career rushing touchdown on a four-yard run in the third quarter
- ✦ Registered 39 yards on three receptions (9.8 avg.) in the win over Kansas City (10/13)
- ✦ Notched a season-high 72 receiving yards on three receptions (24.0 avg.), including a career-long 51-yard catch vs. Atlanta (10/6)
- ✦ Pulled in one reception for 11 yards vs. Carolina (9/29)
- ✦ Made his second-consecutive start in the Week 3 win over the L.A. Chargers (9/22)
- ✦ Made his first start of the season vs. Jacksonville (9/15) and recorded two receptions for seven yards
- ✦ Inactive in the season opener at New Orleans (9/9)

2018 (Houston 6/2; 1/1):

- ✦ Finished with 28 receptions for 287 yards (10.3 avg.) and one touchdown in six games as a rookie
- ✦ Inactive Weeks 1-3 due to injury
- ✦ Set franchise records for most receptions (11) and receiving yards (109) in his NFL debut at Indianapolis (9/30). His 11 receptions were the most by a rookie receiver in his NFL debut since the NFL/AFL merger
- ✦ Tallied six receptions for 51 yards (8.5 avg.) and his first career touchdown vs. Dallas (10/7)
- ✦ Finished with 33 receiving yards on three receptions (11.0 avg.) vs. Buffalo (10/14). Passed DeAndre Hopkins (18) for the most receptions through a player's first three NFL games in franchise history
- ✦ Caught one pass for three yards before exiting the game due to injury at Jacksonville (10/21)
- ✦ Inactive Weeks 8-9
- ✦ Recorded five receptions for 77 yards (15.4 avg.) at Washington (11/18)
- ✦ Hauled in two passes for 14 yards (7.0 avg.) vs. Tennessee (11/27)
- ✦ Inactive Weeks 13-17
- ✦ Recorded a postseason franchise-record 11 receptions for 110 yards (10.0 avg.) and one touchdown in the Wild Card Round vs. Indianapolis (1/5). Joined Lions WR Calvin

Johnson as the only players to record at least 10 receptions and one touchdown in a postseason debut since 2010

CAREER AT TEXAS TECH:

- ✦ Played three seasons (2015-17) at Texas Tech University in Lubbock, Texas
- ✦ Caught 159 passes for 2,424 yards and 17 touchdowns in 38 career games for the Red Raiders

2017 (Texas Tech):

- ✦ Hauled in 93 passes for 1,429 yards and 10 touchdowns in 13 games (11 starts)
- ✦ His 1,429 receiving yards on the season ranked second in program history and marked the most ever by a junior at Texas Tech
- ✦ Averaged 109.9 receiving yards per game
- ✦ Led the Big 12 in all-purpose yards per game (135.3) and ranked second for receiving yards, receiving yards per game and receptions per game
- ✦ Set a Texas Tech bowl record with 187 receiving yards against USF in the Birmingham Bowl
- ✦ Named All-Big 12 second team by the conference coaches and the Associated Press
- ✦ Semifinalist for the Biletnikoff Award and the Earl Campbell Tyler Rose Award

2016 (Texas Tech):

- ✦ Recorded 890 receiving yards and seven touchdowns with 55 receptions in 12 games (two starts)
- ✦ Ranked second on the team in receiving yards
- ✦ Amassed 100 yards receiving in four games
- ✦ Caught eight passes for 221 yards receiving and two touchdowns against Baylor (11/25), matching Darrin Moore for the 10th-highest single-game receiving total in school history

2015 (Texas Tech):

- ✦ Appeared in all 13 games (two starts) as a true freshman in 2015
- ✦ Only one of three true freshmen wide receivers to see game action
- ✦ Finished the season with 11 receptions for 105 yards

PERSONAL:

- ✦ Given name is Key'vantanie Coutee

TEXANS BIOS

- ✎ Attended Lufkin High School
- ✎ Earned first team All-District as a sophomore, junior and senior

- ✎ Caught 56 passes for 841 yards as a senior in 2014
- ✎ Also logged nine punt returns for 273 yards (30.3 average) and three touchdowns in 2014

KEKE COUTEE'S NFL REGULAR SEASON RUSHING/RECEIVING STATISTICS

RECEIVING														RUSHING				
DATE	TEAM	GP	GS	NO.	YDS	AVG	LG	TD	NO.	YDS.	AVG.	LG	TD					
2018	Texans	6	2	28	287	10.3	40	1	3	0	0.0	3	0					
2019	Texans	7	3	16	179	11.2	51	0	2	14	7.0	10	1					
NFL TOTALS		13	5	44	466	10.6	51	1	5	14	2.8	10	1					

KEKE COUTEE'S NFL POSTSEASON RUSHING/RECEIVING STATISTICS

RECEIVING														RUSHING				
DATE	TEAM	GP	GS	NO.	YDS	AVG	LG	TD	NO.	YDS.	AVG.	LG	TD					
2018	Texans	1	1	11	110	10.0	20	1	0	0	0.0	0	0					
NFL TOTALS		1	1	11	110	10.0	20	1	0	0	0.0	0	0					

SINGLE-GAME HIGHS: RUSHING/RECEIVING

Rush Attempts 2 at Indianapolis Colts, Sep 30, 2018
Rushing Yards 10 vs. Carolina Panthers, Sep 29, 2019
Longest Runs 10 vs. Carolina Panthers, Sep 29, 2019
Rushing TDs 1 at Indianapolis Colts, Oct 20, 2019
Receptions 11 at Indianapolis Colts, Sep 30, 2018
Receiving Yards 109 at Indianapolis Colts, Sep 30, 2018

Longest Receptions 51 vs. Atlanta Falcons, Oct 06, 2019
Receiving TDs 1 vs. Dallas Cowboys, Oct 07, 2018
All-purpose yards 107 at Indianapolis Colts, Sep 30, 2018
Miscellaneous Tackles 1 at Indianapolis Colts, Oct 20, 2019
...1 more at 1.
Most TDs 1 at Indianapolis Colts, Oct 20, 2019
...1 more at 1.

SINGLE-GAME HIGHS - POSTSEASON: RUSHING/RECEIVING

Receptions 11 vs. Indianapolis Colts, Jan 05, 2019
Receiving Yards 110 vs. Indianapolis Colts, Jan 05, 2019
Longest Receptions 20 vs. Indianapolis Colts, Jan 05, 2019

Receiving TDs 1 vs. Indianapolis Colts, Jan 05, 2019
All-purpose yards 110 vs. Indianapolis Colts, Jan 05, 2019
Most TDs 1 vs. Indianapolis Colts, Jan 05, 2019

100-YARD RECEIVING GAMES (1): REGULAR SEASON


DATE	TEAM	NO.	YDS.	AVG.	LG	TD
09/30/18	at Colts	11	109	9.9	19	0

100-YARD RECEIVING GAMES (1): POSTSEASON

DATE	TEAM	NO.	YDS.	AVG.	LG	TD
01/05/19	COLTS	11	110	10.0	20	1

2019 GAME-BY-GAME REGULAR SEASON STATISTICS (TEXANS)

W	DATE	OPPONENT	P/S	RECEIVING				RUSHING				TD	W/L	SCORE
				NO	YDS	AVG	LG	NO	YDS	AVG	LG			
01	09/09	at Saints											L	28-30
02	09/15	Jaguars	S	2	7	3.5	6	0	0	0.0	0	0	W	13-12
03	09/22	at Chargers	S	0	0	0.0	0	0	0	0.0	0	0	W	27-20
04	09/29	Panthers	P	1	11	11.0	11	1	10	10.0	10	0	L	10-16
05	10/06	Falcons	S	3	72	24.0	51	0	0	0.0	0	0	W	53-32
06	10/13	at Chiefs	P	4	39	9.8	23	0	0	0.0	0	0	W	31-24
07	10/20	at Colts	P	3	25	8.3	13	1	4	4.0	4t	1	L	23-30
08	10/27	Raiders											W	27-24
09	11/03	at Jaguars											W	26-3
11	11/17	at Ravens	P	3	25	8.3	11	0	0	0.0	0	0	L	7-41
2019 TOTALS			7-3	16	179	11.2	51	2	14	7.0	10	1	6-4	



KEION CROSSEN

CORNERBACK

5-10 | 185 | WESTERN CAROLINA

HOMETOWN: GARYSBURG, N.C. | AGE: 23

2ND NFL SEASON | 1ST WITH TEXANS | ACQUIRED: T-'19 (NE)

2019 GP/GS: 10/0 | CAREER GP/GS (POST): 21/0 (3/0)

TEAMS: NE '18; HOU '19



35

TRANSACTIONS: Selected by the New England Patriots in the seventh round (243rd overall) of the 2018 NFL Draft...Traded to the Houston Texans on Aug. 31, 2019.

2019 (Houston 10/0):

- Recorded one special teams tackle at Baltimore (11/17)
- Notched one total tackle (one solo) and one quarterback hit in the win over Jacksonville in London (11/3)
- Registered a season-high three total tackles (three solo) and added one pass defended vs. Oakland (10/27)
- Contributed on defense and special teams at Indianapolis (10/20)
- Saw his first action on defense this season at Kansas City (10/13) and notched his first two tackles as a member of the Texans
- Contributed on special teams in the Week 5 win over Atlanta (10/6)
- Saw action on special teams vs. Carolina (9/29)
- Contributed on special teams in the Week 3 win over the L.A. Chargers (9/22)
- Tallied one tackle on special teams vs. Jacksonville (9/15)
- Played in his Texans debut at New Orleans (9/9) and recorded one tackle

2018 (New England 11/0, 3/0):

- Appeared in eleven games for the Patriots as a reserve cornerback, contributing mostly on special teams
- Finished the season with seven tackles on defense and seven tackles on special teams
- Played in all three playoff games as a reserve on defense, including Super Bowl LIII, and recorded one tackle on defense and two on special teams in the postseason
- Posted a season-high three defensive tackles despite limited defensive snaps in the win vs. the N.Y. Jets (12/30)

COLLEGE:

- Played four seasons (2014-17) at Western Carolina University in Cullowee, N.C. and appeared in 46 career games (23 starts) with the Catamounts
- Amassed 165 tackles (106 solo) over his four years with the Catamounts and added one sack, 19 passes defended, three interceptions, one forced fumble and two fumble recoveries

PERSONAL:

- Attended Northampton County (N.C.) High School where he played quarterback and safety, finishing his senior season with 1,752 yards rushing and 20 touchdowns on offense and a team-high seven interceptions on defense

KEION CROSSEN'S NFL REGULAR SEASON DEFENSIVE STATISTICS

DATE TEAM	GP GS	TK	S	A	TACKLES					QBH	INTERCEPTIONS					FUMBLES			ST					MISC	
					TFL	YDS	SK	YDS			NO	YDS	LG	TD	PD	FF	FR	YDS	TK	S	A	FF	FR	S	A
2018 Patriots	11	0	7	7	0	0	0.0	0.0		0	0	0	0	0	0	0	0	0	7	7	0	0	0	0	0
2019 Texans	10	0	7	5	2	0	0.0	0.0		1	0	0	0	0	1	0	0	0	2	2	0	0	0	0	0
NFL TOTALS	21	0	14	12	2	0	0.0	0.0		1	0	0	0	0	1	0	0	0	9	9	0	0	0	0	0

KEION CROSSEN'S NFL POSTSEASON DEFENSIVE STATISTICS

DATE TEAM	GP GS	TK	S	A	TACKLES					QBH	INTERCEPTIONS					FUMBLES			ST					MISC	
					TFL	YDS	SK	YDS			NO	YDS	LG	TD	PD	FF	FR	YDS	TK	S	A	FF	FR	S	A
2018 Patriots	3	0	1	1	0	0	0.0	0.0		0	0	0	0	0	0	0	0	0	2	2	0	0	0	0	0
NFL TOTALS	3	0	1	1	0	0	0.0	0.0		0	0	0	0	0	0	0	0	0	2	2	0	0	0	0	0

SINGLE-GAME HIGHS: DEFENSIVE

Total Tackles 3 vs. Oakland Raiders, Oct 27, 2019
...1 more at 3.

Passes Defensed 1 vs. Oakland Raiders, Oct 27, 2019

Special Teams Tackles

3 vs. Buffalo Bills, Dec 23, 2018

TEXANS BIOS

SINGLE-GAME HIGHS - POSTSEASON: DEFENSIVE

Total Tackles 1 at Kansas City Chiefs, Jan 20, 2019

Special Teams Tackles

1 at Kansas City Chiefs, Jan 20, 2019

...1 more at 1.

2019 GAME-BY-GAME REGULAR SEASON STATISTICS (TEXANS)

			TACKLES								INTERCEPTIONS						FUMBLES			ST					MISC				
W	DATE	OPPONENT	TK	S	A	SK	YDS	TFL	YDS	QBH	NO	YDS	LG	TD	PD	FF	FR	YDS	TK	S	A	FF	FR	S	AW/L	SCORE			
01	09/09	at Saints	P	1	0	1	0.0	0.0	0	0	0	0	0	0	0	0	0	0	0	0	0	0	0	0	0	L	28-30		
02	09/15	Jaguars	P	0	0	0	0.0	0.0	0	0	0	0	0	0	0	0	0	0	0	1	1	0	0	0	0	W	13-12		
03	09/22	at Chargers	P	0	0	0	0.0	0.0	0	0	0	0	0	0	0	0	0	0	0	0	0	0	0	0	0	W	27-20		
04	09/29	Panthers	P	0	0	0	0.0	0.0	0	0	0	0	0	0	0	0	0	0	0	0	0	0	0	0	0	L	10-16		
05	10/06	Falcons	P	0	0	0	0.0	0.0	0	0	0	0	0	0	0	0	0	0	0	0	0	0	0	0	0	W	53-32		
06	10/13	at Chiefs	P	2	1	1	0.0	0.0	0	0	0	0	0	0	0	0	0	0	0	0	0	0	0	0	0	W	31-24		
07	10/20	at Colts	P	0	0	0	0.0	0.0	0	0	0	0	0	0	0	0	0	0	0	0	0	0	0	0	0	L	23-30		
08	10/27	Raiders	P	3	3	0	0.0	0.0	0	0	0	0	0	0	1	0	0	0	0	0	0	0	0	0	0	W	27-24		
09	11/03	at Jaguars	P	1	1	0	0.0	0.0	0	0	1	0	0	0	0	0	0	0	0	0	0	0	0	0	0	W	26-3		
11	11/17	at Ravens	P	0	0	0	0.0	0.0	0	0	0	0	0	0	0	0	0	0	0	1	1	0	0	0	0	L	7-41		
2019 TOTALS			10-0	7	5	2	0.0	0.0	0	0	1	0	0	0	0	1	0	0	0	2	2	0	0	0	0	6-4			



ZACH CUNNINGHAM

INSIDE LINEBACKER

6-3 | 238 | VANDERBILT

HOMETOWN: PINSON, ALA. | AGE: 24

3RD NFL SEASON | 3RD WITH TEXANS | ACQUIRED: D2-'17

2019 GP/GS: 10/10 | CAREER GP/GS (POST): 40/37 (1/1)

TEAMS: HOU '17-'19



41

TRANSACTIONS: Selected by the Houston Texans with the 25th pick in the second round (57th overall) of the 2017 NFL Draft.

2019 (Houston 10/10):

- Registered a team-high 10 total tackles (seven solo) on defense and one special teams tackle at Baltimore (11/17)
- Finished second on the team with seven total tackles (seven solo) at Jacksonville (11/3) and recovered his second fumble of the season off of a fumble by Jaguars QB Gardner Minshew II forced by OLB Jacob Martin
- Tied for the team lead with seven total tackles (four solo) vs. Oakland (10/27) and added one tackle for loss and his first pass defended of the season
- Finished tied for second on the team with seven total tackles (six solo) at Indianapolis (10/20)
- Tied for the team lead with five total tackles at Kansas City (10/13)
- Registered six total tackles (one solo) in the Week 5 win over Atlanta (10/6)
- Led the team and established a single-game career high with 14 total tackles (eight solo) and added one tackle for loss vs. Carolina (9/29). His 14 tackles were the most by a Texan since Benardrick McKinney recorded 15 in Week 3 of 2016
- Posted four total tackles (four solo), one tackle for loss and one fumble recovery, the second of his career in the Week 3 win over the L.A. Chargers (9/22). Added one special teams tackle in the game
- Led the team with 10 total tackles (nine solo) vs. Jacksonville (9/15) and brought down QB Gardner Minshew II for a loss of eight yards, notching his first sack since Week 14 of 2017
- Started in the season opener at New Orleans (9/9) and posted five total tackles (three solo) and one tackle for loss

2018 (Houston 14/14; 1/1):

- Tied for the team lead with a career-high 105 total tackles (73 solo), five passes defended, one interception returned for a touchdown, three tackles for loss, two forced fumbles and one fumble recovery in 2018
- Finished tied for second on the team with eight seven total tackles and one pass defended at New England (9/9)
- Registered a team-high eight total tackles (six solo) and one special teams tackle at Tennessee (9/16)
- Notched six total tackles (five solo) and one tackle for loss

vs. the N.Y. Giants (9/23). Surpassed 100 career total tackles (102)

- Recorded seven total tackles (six solo), one tackle for loss and two passes defended at Indianapolis (9/30). Passed Dunta Robinson (105) for the fourth-most total tackles by a player through his first 20 career games in franchise history
- Finished with a team-high nine total tackles (six solo) and one quarterback hit vs. Dallas (10/7)
- Tallied a career-high 13 total tackles (nine solo) vs. Buffalo (10/14) and ranks fifth in franchise history for the most total tackles (50) through a player's first six games of a season
- Led the team with 10 total tackles (eight solo) and one forced fumble at Jacksonville (10/21). Became the first Texans player to record three consecutive games with at least 10 total tackles since DeMeco Ryans and Bernard Pollard in Weeks 3-5 of the 2010 season. Recorded the second-most total tackles (60) through the first seven games of a season in franchise history, trailing only ILB Benardrick McKinney (69) in 2016
- Inactive Weeks 9-11
- Notched two total tackles (one solo), one interception and two passes defended vs. Cleveland (12/2). Registered his first career interception and returned it 38 yards for a touchdown
- Finished second on the team with nine total tackles (seven solo) and notched one special teams tackle vs. Indianapolis (12/9)
- Recorded 12 total tackles (seven solo) and one forced fumble at Philadelphia (12/23). Joined Kiko Alonso and Bobby Wagner as the only players in the NFL to record multiple games with at least 10 total tackles and one forced fumble in 2018
- Finished with a team-high six total tackles (five solo) and his first-career fumble recovery on special teams vs. Jacksonville (12/30)
- Recorded seven total tackles (five solo), one quarterback hit, one pass defended and one special teams tackle in his postseason debut in the Wild Card Round vs. Indianapolis (1/5)

2017 (Houston 16/13):

- Finished second on the team with 82 total tackles (45 solo), six passes defended, five tackles for loss, two quarterback hits, 1.5 sacks and one forced fumble in 16 games played

TEXANS BIOS

- ✦ Finished tied for second among all NFL rookies in total tackles in 2017 and fourth in franchise history among rookies
- ✦ First player in franchise history to record 80 total tackles and eight special teams tackles in a single season
- ✦ Recorded four defensive tackles, a pass defended and a special teams stop in his NFL debut vs. Jacksonville (9/10)
- ✦ Made his first career start at the MIKE position and recorded four solo stops at Cincinnati (9/14)
- ✦ Started his second consecutive game at the MIKE linebacker position and recorded a team-high seven combined tackles at New England (9/24)
- ✦ Made nine combined tackles and added his first career forced fumble vs. Kansas City (10/8)
- ✦ Notched four total tackles while producing his first career quarterback hit, first two tackles for loss and first career sack at Tennessee (12/3)
- ✦ Posted nine tackles (six solo) and notched a quarterback hit, tackle for loss and 1.0 sack for consecutive weeks for the first time vs. San Francisco (12/10)
- ✦ Notched 10 total tackles (seven solo), while recording a career-high three passes defended vs. Pittsburgh (12/25)
- ✦ Tallied 11 tackles at Indianapolis (12/31) and became the second rookie this season to post 10-or-more tackles in consecutive games

COLLEGE:

- ✦ Played three seasons (2014-16) at Vanderbilt University in Nashville, Tenn. after redshirting the 2013 campaign
- ✦ Finished his Commodores career ranked third in program history with 39.5 tackles for loss and finished with 295 career tackles
- ✦ Earned coaches first-team All-SEC (2015-16)
- ✦ Named Associated Press First-Team All-SEC (2015-16)
- ✦ Swept first team All-America honors from every prestigious outlet, including Associated Press, Football Writers of America (FWAA), Walter Camp Foundation,

American Football Coaches Association (AFCA), ESPN, Sports Illustrated, CBS Sports, The Sporting News and USA Today as a senior in 2016

- ✦ Became just the third player in Vanderbilt history to earn first team All-America honors from the Walter Camp Foundation
- ✦ Finished the regular season leading the SEC with 125 total tackles (9.6 per game), ranking sixth nationally in 2016
- ✦ Played in all 12 games and earning nine starts at inside linebacker as a redshirt sophomore
- ✦ Compiled 67 total tackles (37 solo), 1.5 sacks, 6.5 tackles for loss and a forced fumble as a redshirt freshman in 2014
- ✦ Redshirted as a true freshman in 2013, participating as a scout team linebacker

PERSONAL:

- ✦ Parents are Fred and Sophie Cunningham
- ✦ Attended Pinson (Ala.) Valley High School
- ✦ Senior captain and three-year starter at linebacker for the Indians
- ✦ Concluded his prep career by receiving Alabama 5A Lineman of the Year and Birmingham News' Lineman of the Year honors after 2012 campaign
- ✦ Amassed 448 total tackles during his three-year varsity career
- ✦ As a senior in 2012, earned first-team all-state after leading PVHS to an 8-4 record and the second round of the 5A playoffs
- ✦ Contributed 194 total tackles, including 41 tackles for loss and 12 sacks along with four blocked punts during the season
- ✦ As junior in 2011, earned all-state recognition after registering 152 tackles
- ✦ Has four brothers: Frederick, Ethan, Nathan and Zapheth; and two sisters, Gabriel and Danica
- ✦ Enjoys playing the guitar
- ✦ Majored in economics while attending Vanderbilt

ZACH CUNNINGHAM'S NFL REGULAR SEASON DEFENSIVE STATISTICS

		TACKLES									INTERCEPTIONS						FUMBLES			ST					MISC	
DATE	TEAM	GP	GS	TK	S	A	TFL	YDS	SK	YDS	QBH	NO	YDS	LG	TD	PD	FF	FR	YDS	TK	S	A	FF	FR	S	A
2017	Texans	16	13	82	45	37	5	8	1.5	7.5	2	0	0	0	0	6	1	0	0	8	3	5	0	0	0	0
2018	Texans	14	14	105	73	32	3	3	0.0	0.0	2	1	38	38t	1	5	2	0	0	2	0	2	0	1	0	0
2019	Texans	10	10	75	52	23	5	25	1.0	8.0	1	0	0	0	0	1	0	2	24	4	3	1	0	0	0	0
NFL TOTALS		40	37	262	170	92	13	36	2.5	15.5	5	1	38	38t	1	12	3	2	24	14	6	8	0	1	0	0

SINGLE-GAME HIGHS: DEFENSIVE

Total Tackles	14 vs. Carolina Panthers, Sep 29, 2019	Tackles For Loss	2 at Tennessee Titans, Dec 03, 2017
Sacks	1.0 vs. Jacksonville Jaguars, Sep 15, 2019 ...1 more at 1.0.	Interceptions	1 vs. Cleveland Browns, Dec 02, 2018
Passes Defensed	3 vs. Pittsburgh Steelers, Dec 25, 2017	Interception Return Yards	38 vs. Cleveland Browns, Dec 02, 2018
Forced Fumbles	1 at Philadelphia Eagles, Dec 23, 2018 ...2 more at 1.	Special Teams Tackles	2 at Cincinnati Bengals, Sep 14, 2017
Fumble Recoveries	1 at Jacksonville Jaguars, Nov 03, 2019 ...1 more at 1.	Special Teams Fumble Recoveries	1 vs. Jacksonville Jaguars, Dec 30, 2018

TEXANS BIOS

SINGLE-GAME HIGHS - POSTSEASON: DEFENSIVE

Total Tackles 8 vs. Indianapolis Colts, Jan 05, 2019
Passes Defensed 1 vs. Indianapolis Colts, Jan 05, 2019

Special Teams Tackles 1 vs. Indianapolis Colts, Jan 05, 2019

2019 GAME-BY-GAME REGULAR SEASON STATISTICS (TEXANS)

			TACKLES								INTERCEPTIONS					FUMBLES			ST					MISC			
W	DATE	OPPONENT	TK	S	A	SK	YDS	TFL	YDS	QBH	NO	YDS	LG	TD	PD	FF	FR	YDS	TK	S	A	FF	FR	S	AW/L	SCORE	
01	09/09	at Saints	S	5	3	2	0.0	0.0	1	5	0	0	0	0	0	0	0	0	0	0	0	0	0	0	0	L	28-30
02	09/15	Jaguars	S	10	9	1	1.0	8.0	1	8	1	0	0	0	0	0	0	0	1	1	0	0	0	0	0	W	13-12
03	09/22	at Chargers	S	4	4	0	0.0	0.0	1	5	0	0	0	0	0	0	0	1	0	1	1	0	0	0	0	W	27-20
04	09/29	Panthers	S	14	8	6	0.0	0.0	1	6	0	0	0	0	0	0	0	0	0	0	0	0	0	0	0	L	10-16
05	10/06	Falcons	S	6	1	5	0.0	0.0	0	0	0	0	0	0	0	0	0	0	0	0	0	0	0	0	0	W	53-32
06	10/13	at Chiefs	S	5	3	2	0.0	0.0	0	0	0	0	0	0	0	0	0	0	0	0	0	0	0	0	0	W	31-24
07	10/20	at Colts	S	7	6	1	0.0	0.0	0	0	0	0	0	0	0	0	0	0	0	0	0	0	0	0	0	L	23-30
08	10/27	Raiders	S	7	4	3	0.0	0.0	1	1	0	0	0	0	0	1	0	0	0	0	0	0	0	0	0	W	27-24
09	11/03	at Jaguars	S	7	7	0	0.0	0.0	0	0	0	0	0	0	0	0	0	1	24	1	1	0	0	0	0	W	26-3
11	11/17	at Ravens	S	10	7	3	0.0	0.0	0	0	0	0	0	0	0	0	0	0	0	1	0	1	0	0	0	L	7-41
2019 TOTALS			10-10	75	52	23	1.0	8.0	5	25	1	0	0	0	0	1	0	2	24	4	3	1	0	0	0	0	6-4



BRANDON DUNN

NOSE TACKLE

6-2 | 310 | LOUISVILLE

HOMETOWN: LOUISVILLE, KY. | AGE: 27

4TH NFL SEASON | 4TH WITH TEXANS | ACQUIRED: FA-'15

2019 GP/GS: 10/2 | CAREER GP/GS (POST): 57/20 (2/1)

TEAMS: CHI '14-15; HOU '15-19



92

TRANSACTIONS: Signed by the Chicago Bears as a college free agent on May 11, 2014...Waived by the Bears on Aug. 30, 2014...Signed to the Bears practice squad on Sept. 1, 2014...Signed to the Bears active roster on Nov. 26, 2014...Waived by the Bears on Sept. 5, 2015...Signed to the Bears practice squad on Sept. 8, 2015...Signed to the Bears active roster on Sept. 19, 2015...Waived by the Bears on Oct. 3, 2015...Signed to the Bears practice squad on Oct. 6, 2015...Signed to the Houston Texans active roster on Oct. 13, 2015...Waived by the Texans on Sept. 3, 2016...Signed to the Texans practice squad on Sept. 5, 2016...Signed to the Texans active roster on Oct. 5, 2016...Waived by the Texans on Oct. 13, 2016...Signed to the Texans practice squad on Oct. 15...Signed to the Texans active roster on Oct. 19, 2016...Waived by the Texans on Nov. 26, 2016...Signed to the Texans practice squad on Nov. 29, 2016...Signed by the Texans on Jan. 16, 2017.

2019 (Houston 10/2):

- Notched two total tackles (two solo) at Baltimore (11/17)
- Made his first start of the season at defensive end and also contributed on special teams in the win over Jacksonville at Wembley Stadium in London (11/3)
- Registered a season-high four total tackles (two solo) vs. Oakland (10/27)
- Contributed as a reserve defensive lineman and saw action on special teams at Indianapolis (10/20)
- Saw action as a reserve defensive lineman and contributed on special teams at Kansas City (10/13)
- Recorded one solo tackle in the Week 5 win over Atlanta (10/6)
- Registered one total tackle and one quarterback hit vs. Carolina (9/29)
- Contributed to the defense as a reserve defensive lineman in the Week 3 win over the L.A. Chargers (9/22) and notched one solo tackle and one tackle for loss
- Notched two total tackles in the Week 2 win vs. Jacksonville (9/15)
- Saw action as a reserve defensive lineman in the season opener at New Orleans (9/9)

2018 (Houston 14/10; 1/1):

- Tallied 24 total tackles (13 solo), a career-high four tackles for loss and one forced fumble in 14 games with a career-high 10 starts
- Notched three total tackles (two solo) in the season opener at New England (9/9)
- Started at nose tackle and recorded a career-high five total tackles (three solo), including one tackle for loss

- Notched two total tackles (one solo) and one tackle for loss vs. Dallas (10/7)
- Recorded two total tackles (two solo) and one tackle for loss vs. Miami (10/25)
- Notched a career-high six total tackles (four solo), one tackle for loss and one forced fumble at Denver (11/4)
- Started at nose tackle and recorded two total tackles at Washington (11/18)
- Tallied two total tackles (one solo) vs. Tennessee (11/26)
- Recorded one solo tackle, one pass defended and notched his first-career interception of Colts QB Andrew Luck in the Wild Card Round vs. Indianapolis (1/5). Became the third interior defensive lineman to record an interception in the postseason since 2000 and the first since Packers DT B.J. Raji in the 2010 NFC Championship Game

2017 (Houston 16/8):

- Recorded 26 total tackles (17 solo), three tackles for loss, two quarterback hits and one fumble recovery in a career-high 16 games played
- Tied a career high with three total tackles and notched the first tackle for loss of his career vs. Jacksonville (9/10)
- Recorded two assisted tackles and the first fumble recovery of his career vs. Tennessee (10/1)
- Made one tackle and recorded the first quarterback hit of his career vs. Cleveland (10/15)
- Started his first career game at nose tackle at Seattle (10/29)
- Started his second-consecutive game and recorded three total tackles and a quarterback hit vs. Indianapolis (11/5)
- Made one tackle in his fourth consecutive start vs. Arizona (11/19)
- Finished with a career-high four total tackles and had multiple tackles for loss in a game for the first time in his career at Baltimore (11/27)
- Posted two solo stops while making his fifth start of the season vs. San Francisco (12/10)
- Produced three total tackles at Jacksonville (12/17)
- Tied his career high of four total tackles (two solo) at Indianapolis (12/31)

2016 (Houston 2/0, 0/0):

- Spent Weeks 1-4, Week 6, Weeks 13-17 and the postseason on the Texans practice squad
- Inactive for Week 5 at Minnesota (10/9)
- Was active for the first time and contributed the first three solo tackles of his season at Denver (10/24) in Week

TEXANS BIOS

7

- ✎ Inactive for Week 8 vs. Detroit (10/30)
- ✎ Played but did not record any statistics at Jacksonville (11/13) in Week 10
- ✎ Inactive for Week 11 at Oakland (11/21)

2015 (Chicago 1/0; Houston 11/0, 1/0):

- ✎ Played in a combined total of 12 games for Chicago and Houston and recorded nine total tackles, including five solo stops
- ✎ Played in one game for Chicago where he recorded two total tackles (one solo) vs. Arizona (9/20)
- ✎ Signed to the Texans active roster on Oct. 13
- ✎ Played in his first game for the Texans at Jacksonville (10/18)
- ✎ Notched two total tackles at Buffalo (12/6)
- ✎ Registered one solo tackle in the AFC Wild Card Game vs. Kansas City (1/9/16)

2014 (Chicago 3/0):

- ✎ Made his NFL debut against Detroit (11/27)
- ✎ Made one solo tackle and had one pass defended vs. Detroit (12/21)

COLLEGE:

- ✎ Played four seasons (2010-13) at the University of Louisville (Ky.)
- ✎ Played in 49 games for the Cardinals, starting 30
- ✎ Recorded career totals of 101 tackles, 3.0 sacks, two fumble recoveries and two passes defended

PERSONAL:

- ✎ Attended Pleasure Ridge Park High School in Louisville, Ky.
- ✎ Three-year starter and team captain for the Panthers
- ✎ Named the team's Most Valuable Player and best offensive lineman in 2009
- ✎ Also named the team's top defensive lineman in 2008
- ✎ Recorded 65 total tackles and 16.0 sacks as a senior, including 30 solo tackles
- ✎ Recorded 50 total tackles and 16.0 sacks his junior year

BRANDON DUNN'S NFL REGULAR SEASON DEFENSIVE STATISTICS

DATE	TEAM	GP	GS	TK	S	A	TACKLES				QBH	NO	INTERCEPTIONS				FUMBLES			ST					MISC		
							TFL	YDS	SK	YDS			YDS	LG	TD	PD	FF	FR	YDS	TK	S	A	FF	FR	S	A	
2014	Bears	3	0	1	1	0	0	0	0.0	0.0	0	0	0	0	0	1	0	0	0	0	0	0	0	0	0	0	0
2015	Bears	1	0	2	1	1	0	0	0.0	0.0	0	0	0	0	0	0	0	0	0	0	0	0	0	0	0	0	0
2015	Texans	11	0	7	4	3	0	0	0.0	0.0	0	0	0	0	0	0	0	0	0	0	0	0	0	0	0	0	0
2015	TOTAL	12	0	9	5	4	0	0	0.0	0.0	0	0	0	0	0	0	0	0	0	0	0	0	0	0	0	0	0
2016	Texans	2	0	3	3	0	0	0	0.0	0.0	0	0	0	0	0	0	0	0	0	0	0	0	0	0	0	0	0
2017	Texans	16	8	26	17	9	3	5	0.0	0.0	2	0	0	0	0	0	0	1	0	0	0	0	0	0	0	0	0
2018	Texans	14	10	24	13	11	4	6	0.0	0.0	0	0	0	0	0	0	1	0	0	0	0	0	0	0	0	0	0
2019	Texans	10	2	10	5	5	0	0	0.0	0.0	1	0	0	0	0	0	0	0	0	0	0	0	0	0	0	0	0
NFL	TOTALS	57	20	73	44	29	7	11	0.0	0.0	3	0	0	0	0	1	1	1	0	0	0	0	0	0	0	0	0

BRANDON DUNN'S NFL POSTSEASON DEFENSIVE STATISTICS

CUMULATIVE TOTALS																												
DATE	TEAM	GP	GS	TK	S	A	TACKLES					QBH	INTERCEPTIONS					FUMBLES			ST					MISC		
							TFL	YDS	SK	YDS	NO		YDS	LG	TD	PD	FF	FR	YDS	TK	S	A	FF	FR	S	A		
2015	Texans	1	0	1	1	0	0	0	0.0	0.0	0	0	0	0	0	0	0	0	0	0	0	0	0	0	0	0	0	0
2018	Texans	1	1	1	1	0	0	0	0.0	0.0	0	1	0	0	0	1	0	0	0	0	0	0	0	0	0	0	0	0
NFL	TOTALS	2	1	2	2	0	0	0	0.0	0.0	0	1	0	0	0	1	0	0	0	0	0	0	0	0	0	0	0	0

SINGLE-GAME HIGHS: DEFENSIVE

Total Tackles 6 at Denver Broncos, Nov 04, 2018
Passes Defended 1 vs. Detroit Lions, Dec 21, 2014
Forced Fumbles 1 at Denver Broncos, Nov 04, 2018

Fumble Recoveries 1 vs. Tennessee Titans, Oct 01, 2017
Tackles For Loss 2 at Baltimore Ravens, Nov 27, 2017

SINGLE-GAME HIGHS - POSTSEASON: DEFENSIVE

Total Tackles 2 vs. Indianapolis Colts, Jan 05, 2019
Passes Defended 1 vs. Indianapolis Colts, Jan 05, 2019

Interceptions 1 vs. Indianapolis Colts, Jan 05, 2019

TEXANS BIOS

2019 GAME-BY-GAME REGULAR SEASON STATISTICS (TEXANS)

				TACKLES							INTERCEPTIONS					FUMBLES			ST					MISC				
W	DATE	OPPONENT	P	TK	S	A	SK	YDS	TFL	YDS	QBH	NO	YDS	LG	TD	PD	FF	FR	YDS	TK	S	A	FF	FR	S	AW/L	SCORE	
01	09/09	at Saints	P	0	0	0	0.0	0.0	0	0	0	0	0	0	0	0	0	0	0	0	0	0	0	0	0	0	L	28-30
02	09/15	Jaguars	P	2	0	2	0.0	0.0	0	0	0	0	0	0	0	0	0	0	0	0	0	0	0	0	0	0	W	13-12
03	09/22	at Chargers	P	0	0	0	0.0	0.0	0	0	0	0	0	0	0	0	0	0	0	0	0	0	0	0	0	0	W	27-20
04	09/29	Panthers	P	1	0	1	0.0	0.0	0	0	1	0	0	0	0	0	0	0	0	0	0	0	0	0	0	0	L	10-16
05	10/06	Falcons	P	1	1	0	0.0	0.0	0	0	0	0	0	0	0	0	0	0	0	0	0	0	0	0	0	0	W	53-32
06	10/13	at Chiefs	P	0	0	0	0.0	0.0	0	0	0	0	0	0	0	0	0	0	0	0	0	0	0	0	0	0	W	31-24
07	10/20	at Colts	P	0	0	0	0.0	0.0	0	0	0	0	0	0	0	0	0	0	0	0	0	0	0	0	0	0	L	23-30
08	10/27	Raiders	P	4	2	2	0.0	0.0	0	0	0	0	0	0	0	0	0	0	0	0	0	0	0	0	0	0	W	27-24
09	11/03	at Jaguars	S	0	0	0	0.0	0.0	0	0	0	0	0	0	0	0	0	0	0	0	0	0	0	0	0	0	W	26-3
11	11/17	at Ravens	S	2	2	0	0.0	0.0	0	0	0	0	0	0	0	0	0	0	0	0	0	0	0	0	0	0	L	7-41
2019 TOTALS		10-2		10	5	5	0.0	0.0	0	0	1	0	0	0	0	0	0	0	0	0	0	0	0	0	0	0	6-4	



KA'IMI FAIRBAIRN

KICKER

6-0 | 183 | UCLA

HOMETOWN: KAILUA, HAWAII | AGE: 25

4TH NFL SEASON | 4TH WITH TEXANS | ACQUIRED: CFA-'16

2019 GP/GS: 10/0 | CAREER GP/GS (POST): 42/0 (1/0)

TEAMS: HOU '16-'19



7

TRANSACTIONS: Signed by the Houston Texans as a college free agent on May 6, 2016.

2019 (Houston 9/0):

- Connected on one extra point at Baltimore (11/17)
- Tallied eight points on two made field goals from 42 and 52 yards and two extra points at Jacksonville (11/3)
- Scored nine points on two made field goals (33, 40) and three made extra point attempts vs. Oakland (10/27)
- Connected on 3-of-3 field goal attempts and added two made extra points, scoring 11 points at Indianapolis (10/20). Notched his 10th career game with three-or-more made field goals
- Scored five points on one made field goal and two made extra point attempts at Kansas City (10/13)
- Scored 11 points on two made field goals and five made extra point attempts vs. Atlanta (10/6). Passed Randy Bullock (61) for the second-most career field goals made in franchise history
- Scored four points on one made field goal and one made extra point attempt vs. Carolina (9/29). Passed Neil Rackers (259) for fifth on the franchise's all-time scoring list with 260 and also passed Neil Rackers (59) for the third-most field goals made in franchise history with his 60th
- Missed his only field goal attempt from 56 yards in the Week 3 win at the L.A. Chargers
- Went 2-for-2 on field goal attempts and added an extra point in the win vs. Jacksonville (9/15). Extended his streak to 17 field goals made without a miss, dating back to Week 12 of the 2018 season, which is the second-longest streak in team history (Neil Rackers: 18, 2010-11)
- Went 4-for-4 on extra points in the season opener at New Orleans (9/9)

2018 (Houston 16/0; 1/0):

- Set franchise records and led the NFL in points scored (150) and field goals made (37) in 2018. Connected on his final 15 field goal attempts of the 2018 NFL season
- Connected on both field goal attempts, two extra points and recorded touchbacks on four of his five kickoffs at New England (9/9)
- Scored five total points on one made field goal and two made extra point attempts at Tennessee (9/16)
- Made all three field goal attempts, including a season-long 54-yarder, and one extra point vs. the N.Y. Giants (9/23)

- Connected on three-of-four field goals including a 29-yarder to tie the game in overtime and his first career game-winning field goal, a 37-yarder, at Indianapolis (9/30)
- Scored 13 total points on four made field goals and one made extra point attempt vs. Dallas (10/7). Made a game-winning 36-yard field goal in overtime. Became the first NFL kicker to hit game-winning field goals in overtime in consecutive games since Eagles K David Akers in Weeks 10-11 of the 2000 season
- Made two field goals and two extra point attempts vs. Buffalo (10/14)
- Scored eight total points on two made field goals and two made extra points at Jacksonville (10/21).
- Connected on all six extra point attempts vs. Miami (10/25)
- Scored seven total points on two made field goals and one made extra point attempt at Denver (11/4)
- Scored 11 total points on three made field goals and two made extra point attempts at Washington (11/18)
- Made two field goals and three extra points vs. Tennessee (11/26). Set the franchise record for the most points scored through 12 weeks of a season
- Scored 17 total points on five made field goals and two made extra point attempts vs. Cleveland (12/2). Set new single-game career highs with five made field goals and 17 points scored and broke the franchise record for the most points scored through 13 weeks of a season with 116
- Went 3-for-3 on extra point attempts vs. Indianapolis (12/9)
- Connected on all five field goal attempts and two extra point attempts at the N.Y. Jets (12/15). Tied his season high for points scored (17) and field goals made (five)
- Scored six total points on one made field goal and three made extra point attempts at Philadelphia (12/23). Passed Shayne Graham (138 in 2012) for the most points scored in a single season in franchise history
- Scored eight total points on two made field goals and two made extra point attempts and passed Nick Novak (35 in 2016) for the most field goals made in a single season in Texans history (37) vs. Jacksonville (12/30)
- Connected one extra point attempt in his postseason debut in the Wild Card Round vs. Indianapolis (1/5)

2017 (Houston 16/0):

- Made 11 straight field goal attempts to start the 2017 season, the most consecutive field goals made to start a

Texans career in franchise history

- Recorded 49 touchbacks, which is a single-season franchise record and tied for the seventh-most touchbacks in the NFL in 2017
- Produced 92 points, which is the most by a first-year player in Texans history and the third-most by a rookie in 2017
- Added one extra point while recording touchbacks on both his kicks in his NFL debut vs. Jacksonville (9/10)
- Attempted and made his first two career field goals while accounting for over half of the team's points at Cincinnati (9/14)
- Converted all four field goals and three extra point attempts to produce 15 points at New England (9/24).
- Tallied three field goal conversions and six extra points to produce 15 total points of offense for the second consecutive week vs. Tennessee (10/1)
- Converted his tenth-consecutive field goal attempt and recorded touchbacks on all six of his kickoffs vs. Cleveland (10/15)
- Extended his franchise record by converting his 11th straight kick to start his Texans career at Seattle (10/29)
- Converted both extra point attempts and produced two touchbacks on kickoffs vs. Indianapolis (11/5)
- Made all four extra point attempts, added one field goal and booted two kickoffs for touchbacks vs. Arizona (11/19)
- Scored 10 total points on three made field goal attempts and one extra point conversion at Baltimore (11/27)
- Converted two field goal attempts, added one point after attempt and recorded touchbacks on all four kickoffs at Tennessee (12/3)
- Connected on a career-long 55-yard field goal and added an extra point vs. San Francisco (12/10)
- Launched a 52-yard field goal, converted on another kick and added on successfully extra point try at Indianapolis (12/31)

2016 (Houston 0/0, 0/0):

- Placed on the Reserve/Injured List on Aug. 30

CAREER AT UCLA:

- Played four seasons (2012-15) at the University of California, Los Angeles
- Lou Groza Award winner in 2015
- Became the all-time leading scorer for the Pac-12 Conference and UCLA during the 2015 season
- A consensus first-team All-America selection (AP, FWAA, AFCA, Walter Camp, SI.com) following his senior season
- Finished his career by connecting on 41 straight field goal attempts from 35 yards and in
- Tied a UCLA record by connecting on a 60-yard field goal in 2015
- Handled all of the Bruins' placekicking chores in his four seasons with the program
- Added kickoff duty in years two, three and four
- First Bruin to score more than 100 points in four straight seasons

PERSONAL:

- Full name is John Christian Ka'iminoeauloameka'ikeokekumupa'a Fairbairn
- Attended Punahou School in Honolulu
- Name is pronounced Ka'imi (Kuh-EE-me) Fairbairn (Fair-Bairn)
- Two-star recruit according to Rivals.com and Scout.com
- As a senior, put 95 percent of his kickoffs into the end zone, and hit 13-of-18 field goal tries, including one from 55 yards
- Named first-team all-state as a senior and junior and to the All-ILH Division Team
- Earned second-team all-state honors as a sophomore
- Three-year winner of the Special Team MVP Award
- Also played soccer (central defender) for coach Dave Trifonovitch
- Named first-team all-state as a senior and junior for the two-time state champs
- ILH Defensive Player of the Year his last two seasons.
- Born in Kailua, Hawaii

KA'IMI FAIRBAIRN'S NFL REGULAR SEASON KICKING STATISTICS

DATE	TEAM	GP	FGM	FGA	PCT.	LG	XP	XPA	PCT.	BLK	PTS
2016	Texans	0	0	0	0.0	0	0	0	0.0	0	0
2017	Texans	16	20	25	80.0	55	32	35	91.4	0	92
2018	Texans	16	37	42	88.1	54	39	41	95.1	0	150
2019	Texans	10	13	18	72.2	52	24	29	82.8	0	63
NFL TOTALS		42	70	85	82.4	55	95	105	90.5	0	305

KA'IMI FAIRBAIRN'S NFL POSTSEASON KICKING STATISTICS

DATE	TEAM	GP	FGM	FGA	PCT.	LG	XP	XPA	PCT.	BLK	PTS
2018	Texans	1	0	0	0.0	0	1	1	100.0	0	1
NFL TOTALS		1	0	0	0.0	0	1	1	100.0	0	1

TEXANS BIOS

KA'IMI FAIRBAIRN'S NFL REGULAR SEASON FIELD-GOAL ACCURACY STATISTICS

DATE TEAM	1-19	PCT.	20-29	PCT.	30-39	PCT.	40-49	PCT.	50+	PCT.
2016 Texans	0-0	0.0	0-0	0.0	0-0	0.0	0-0	0.0	0-0	0.0
2017 Texans	0-0	0.0	3-4	75.0	8-10	80.0	6-7	85.7	3-4	75.0
2018 Texans	1-1	100.0	9-9	100.0	11-11	100.0	12-15	80.0	4-6	66.7
2019 Texans	0-0	0.0	3-3	100.0	4-4	100.0	4-6	66.7	2-5	40.0
NFL TOTALS	1-1	100.0	15-16	93.8	23-25	92.0	22-28	78.6	9-15	60.0

SINGLE-GAME HIGHS: KICKER

Field Goals Made	5 at New York Jets, Dec 15, 2018 ...1 more at 5.	PAT Attempts	7 vs. Atlanta Falcons, Oct 06, 2019 ...1 more at 7.
Field Goal Attempts	5 at New York Jets, Dec 15, 2018 ...3 more at 5.	Points	17 at New York Jets, Dec 15, 2018 ...1 more at 17.
Longest Field Goals Made	55 vs. San Francisco 49ers, Dec 10, 2017	Special Teams Tackles	1 at Philadelphia Eagles, Dec 23, 2018 ...1 more at 1.
PATs Made	6 vs. Miami Dolphins, Oct 25, 2018 ...1 more at 6.		

SINGLE-GAME HIGHS - POSTSEASON: KICKER

PATs Made	1 vs. Indianapolis Colts, Jan 05, 2019	Points	1 vs. Indianapolis Colts, Jan 05, 2019
PAT Attempts	1 vs. Indianapolis Colts, Jan 05, 2019		

2019 GAME-BY-GAME REGULAR SEASON STATISTICS (TEXANS)

W	DATE	OPPONENT	P	FIELD GOALS				EXTRA POINTS				PTS	W/L	SCORE
				FGM	FGA	PCT	LG	XP	XPA	PCT	BLK			
01	09/09	at Saints	P	0	0	0.0	0	4	4	100.0	0	4	L	28-30
02	09/15	Jaguars	P	2	2	100.0	39	1	1	100.0	0	7	W	13-12
03	09/22	at Chargers	P	0	1	0.0	0	3	4	75.0	0	3	W	27-20
04	09/29	Panthers	P	1	2	50.0	37	1	1	100.0	0	4	L	10-16
05	10/06	Falcons	P	2	2	100.0	50	5	7	71.4	0	11	W	53-32
06	10/13	at Chiefs	P	1	2	50.0	44	2	3	66.7	0	5	W	31-24
07	10/20	at Colts	P	3	3	100.0	47	2	2	100.0	0	11	L	23-30
08	10/27	Raiders	P	2	2	100.0	40	3	3	100.0	0	9	W	27-24
09	11/03	at Jaguars	P	2	3	66.7	52	2	3	66.7	1	8	W	26-3
11	11/17	at Ravens	P	0	1	0.0	0	1	1	100.0	0	1	L	7-41
2019 TOTALS				10	13	18	72.2	52	24	29	82.8	1	63	6-4



DARREN FELLS

TIGHT END

6-7 | 270 | CALIFORNIA-IRVINE

HOMETOWN: FULLERTON, CALIF. | AGE: 33

6TH NFL SEASON | 1ST WITH TEXANS | ACQUIRED: FA-'19

2019 GP/GS: 10/10 | CAREER GP/GS (POST): 81/59 (3/2)

TEAMS: ARI '13-16; DET '17; CLE '18; HOU '19



87

TRANSACTIONS: Signed by the Seattle Seahawks on March 6, 2013...Waived by the Seahawks on May 8, 2013...Signed by the Seahawks on May 20, 2013...Waived by the Seahawks on Aug. 31, 2013...Signed to the Arizona Cardinals' practice squad on Oct. 9, 2013...Signed by the Cardinals on Jan. 1, 2014...Re-signed by the Cardinals on Feb. 1, 2016...Signed by the Detroit Lions as an unrestricted free agent on March 11, 2017...Signed by the Cleveland Browns as an unrestricted free agent on March 15, 2018...Signed by the Houston Texans as a free agent on March 19, 2019.

CAREER:

- Registered 93 receptions for 1,093 yards (11.8 avg.) and 16 touchdowns in 81 career games played with 58 starts for three NFL franchises
- Tallied five receptions for 51 yards (10.2 avg.) and two touchdowns in three career postseason games
- Played professional basketball internationally in Argentina, Mexico, France, Belgium and Finland before returning to the United States to play football in 2013

2019 (Houston 10/10):

- Hauled in one catch for 18 yards at Baltimore (11/17)
- Caught one pass for a one-yard touchdown at Jacksonville (11/3) for his sixth touchdown of the season, which leads all NFL tight ends through Week 9. Tied Owen Daniels (six in 2012) and Joel Dreessen (six in 2011) for the most touchdown receptions by a tight end in a single season in franchise history
- Finished with 58 receiving yards and two touchdowns on six receptions (9.7 avg.) vs. Oakland (10/27), including a season-long 23-yard reception. Posted his third career game with multiple receiving touchdowns, which ties Eric Ebron (three) and Zach Ertz (three) for the second-most games with multiple touchdowns among tight ends since 2017, trailing only Travis Kelce (four)
- Notched two receptions for 27 yards (13.5 avg.) at Indianapolis (10/20)
- Set a new single-game career high with six receptions and posted 69 receiving yards (11.5 avg.) at Kansas City (10/13), the second most receiving yards in a game in his career
- Pulled in two receptions for 20 receiving yards (10.0 avg.) and two touchdowns vs. Atlanta (10/6). His two touchdowns tied his single-game career high and marked his second career game with multiple receiving touchdowns

- Made his fourth-consecutive start and pulled in his only target for 12 yards vs. Carolina (9/29)
- Notched his first touchdown as a member of the Texans and the 11th of his career in the Week 3 win over the L.A. Chargers (9/22). Finished the game with five receptions for 49 yards (9.8 avg.) and a touchdown
- Recorded his first catch of the season vs. Jacksonville (9/15), hauling one reception for nine yards in his second start
- Started in the season opener at New Orleans (9/9), his Texans debut

2018 (Cleveland 16/11):

- Recorded 11 receptions for 117 yards (10.6 avg.) and three touchdowns, and helped the Browns rushing offense improve from 4.46 yards per carry in 2017 to 4.61 in 2018
- Hauled in a career-long 49-yard touchdown at Oakland (9/30)
- Tallied one reception for six yards (6.0 avg.) and one touchdown at Cincinnati (11/25)
- Notched a season-high three receptions for 18 yards (6.0 avg.) and one touchdown vs. Cincinnati (12/23)

2017 (Detroit 16/13):

- Finished with 17 receptions for 177 yards (10.4 avg.) and three touchdowns in 16 games played
- Registered four receptions for 40 yards (10.0 avg.) at Minnesota (10/1)
- Hauled in two receptions for 24 yards (12.0 avg.) and a career-high two touchdowns vs. Carolina (10/8)
- Caught two passes for 26 yards (13.0 avg.) and one touchdown at New Orleans (10/15)

2016 (Arizona 14/7):

- Tallied 14 receptions for 154 yards (11.0 avg.) and one interception in 14 games played
- Helped block for an offense which recorded the third-most rushing touchdowns (20) in the NFL
- Matched a career high with four receptions for 31 yards (7.8 avg.) vs. Tampa Bay (9/18)
- Hauled in a 37-yard touchdown reception at the L.A. Rams (1/1/17)

2015 (Arizona 15/13; 2/1):

- Registered a career-high 21 receptions for 311 yards (14.8 avg.) and three touchdowns in 14 games played

TEXANS BIOS

- ✦ Notched four receptions for a career-high 82 yards (20.5 avg.) and one touchdown vs. New Orleans (9/13)
- ✦ Caught two passes for 25 yards (12.5 avg.) and one touchdown at Detroit (10/11)
- ✦ Hauled in an 18-yard touchdown vs. Cincinnati (11/22)
- ✦ Recorded three receptions for 54 yards (18.0 avg.) at Philadelphia (12/20)
- ✦ Finished with two receptions for 36 yards (18.0 avg.) and one touchdown at Carolina in the NFC Championship Game (1/24/16)

2014 (Arizona 10/5; 1/1):

- ✦ Recorded five receptions for 71 yards (14.2 avg.) in 10 games as a rookie
- ✦ Notched two receptions for 39 yards (19.5 avg.) at San Francisco (12/28)
- ✦ Caught one pass for one yard (1.0 avg.) and his first-career touchdown in his postseason debut in the Wild Card Playoff at Carolina (1/3/15)

COLLEGE:

- ✦ Played basketball for four seasons (2004-08) at the University of California, Irvine (Calif.)
- ✦ Averaged 10.2 points and 6.3 rebounds per game in 123 career games (93 starts)
- ✦ Earned second-team All-Big West honors as a senior in 2007-08
- ✦ Named All-Big West honorable mention as a sophomore in 2005-06 and again as a junior in 2006-07

PERSONAL:

- ✦ Attended Fullerton (Calif.) High School
- ✦ Earned all-state honors as a tight end in football, and was an All-CIF Southern Section II-A first-team selection
- ✦ Brother, Daniel, is a former NFL tight end for the New England Patriots, New York Giants, Denver Broncos and St. Louis Rams
- ✦ Played professional basketball internationally in Argentina, Mexico, France, Belgium and Finland before returning to the United States to play football
- ✦ Majored in sociology at UC Irvine

DARREN FELLS' NFL REGULAR SEASON RUSHING/RECEIVING STATISTICS

		RECEIVING						RUSHING					
DATE	TEAM	GP	GS	NO.	YDS	AVG	LG	TD	NO.	YDS.	AVG.	LG	TD
2013	Cardinals	0	0	0	0	0.0	0	0	0	0	0.0	0	0
2014	Cardinals	10	5	5	71	14.2	24	0	0	0	0.0	0	0
2015	Cardinals	15	13	21	311	14.8	48	3	0	0	0.0	0	0
2016	Cardinals	14	7	14	154	11.0	37t	1	0	0	0.0	0	0
2017	Lions	16	13	17	177	10.4	23	3	0	0	0.0	0	0
2018	Browns	16	11	11	117	10.6	49t	3	0	0	0.0	0	0
2019	Texans	10	10	25	263	10.5	23	6	0	0	0.0	0	0
NFL TOTALS		81	59	93	1,093	11.8	49t	16	0	0	0.0	0	0

DARREN FELLS' NFL POSTSEASON RUSHING/RECEIVING STATISTICS

2014-2015 NFL SEVEN WEEKS, RUSHING STATISTICS													
		RECEIVING						RUSHING					
DATE	TEAM	GP	GS	NO.	YDS	AVG	LG	TD	NO.	YDS.	AVG.	LG	TD
2014	Cardinals	1	1	1	1	1.0	1t	1	0	0	0.0	0	0
2015	Cardinals	2	1	4	50	12.5	21t	1	0	0	0.0	0	0
NFL TOTALS		3	2	5	51	10.2	21t	2	0	0	0.0	0	0

SINGLE-GAME HIGHS: RUSHING/RECEIVING

Receptions 6 vs. Oakland Raiders, Oct 27, 2019
...1 more at 6.

Receiving Yards 82 vs. New Orleans Saints, Sep 13, 2015

Longest Receptions 49t at Oakland Raiders, Sep 30, 2018

Receiving TDs 2 vs. Oakland Raiders, Oct 27, 2019
...2 more at 2.

All-purpose yards 82 vs. New Orleans Saints, Sep 13, 2015

Kickoff Returns 1 vs. Chicago Bears, Dec 16, 2017

Kickoff Return Yards 10 vs. Chicago Bears, Dec 16, 2017

Longest Kickoff Return 10 vs. Chicago Bears, Dec 16, 2017

Special Teams Tackles 1 at Oakland Raiders, Sep 30, 2018

Miscellaneous Tackles 1 at Baltimore Ravens, Nov 17, 2019
...2 more at 1.

Most TDs 2 vs. Oakland Raiders, Oct 27, 2019
...2 more at 2.

TEXANS BIOS

SINGLE-GAME HIGHS - POSTSEASON: RUSHING/RECEIVING

Receptions	2 at Carolina Panthers, Jan 24, 2016 ...1 more at 2.	Receiving TDs	1 at Carolina Panthers, Jan 24, 2016 ...1 more at 1.
Receiving Yards	36 at Carolina Panthers, Jan 24, 2016	All-purpose yards	36 at Carolina Panthers, Jan 24, 2016
Longest Receptions	21t at Carolina Panthers, Jan 24, 2016	Most TDs	1 at Carolina Panthers, Jan 24, 2016 ...1 more at 1.

2019 GAME-BY-GAME REGULAR SEASON STATISTICS (TEXANS)

W	DATE	OPPONENT	P/S	RECEIVING					RUSHING					TD	W/L	SCORE
				NO	YDS	AVG	LG	TD	NO	YDS	AVG	LG	TD			
01	09/09	at Saints	S	0	0	0.0	0	0	0	0	0.0	0	0	0	L	28-30
02	09/15	Jaguars	S	1	9	9.0	9	0	0	0	0.0	0	0	0	W	13-12
03	09/22	at Chargers	S	5	49	9.8	16t	1	0	0	0.0	0	0	0	W	27-20
04	09/29	Panthers	S	1	12	12.0	12	0	0	0	0.0	0	0	0	L	10-16
05	10/06	Falcons	S	2	20	10.0	12t	2	0	0	0.0	0	0	0	W	53-32
06	10/13	at Chiefs	S	6	69	11.5	18	0	0	0	0.0	0	0	0	W	31-24
07	10/20	at Colts	S	2	27	13.5	19	0	0	0	0.0	0	0	0	L	23-30
08	10/27	Raiders	S	6	58	9.7	23	2	0	0	0.0	0	0	0	W	27-24
09	11/03	at Jaguars	S	1	1	1.0	1t	1	0	0	0.0	0	0	0	W	26-3
11	11/17	at Ravens	S	1	18	18.0	18	0	0	0	0.0	0	0	0	L	7-41
2019 TOTALS			10-10	25	263	10.5	23	6	0	0	0.0	0	0	0	6-4	



WILL FULLER V

WIDE RECEIVER

6-0 | 184 | NOTRE DAME

HOMETOWN: PHILADELPHIA, PA. | AGE: 25

4TH NFL SEASON | 4TH WITH TEXANS | ACQUIRED: D1-'16

2019 GP/GS: 7/7 | CAREER GP/GS (POST): 38/37 (2/2)

TEAMS: HOU '16-19



15

TRANSACTIONS: Selected by the Houston Texans with the 21st pick in the first round (21st overall) of the 2016 NFL Draft.

2019 (Houston 7/7):

- ✦ Inactive for Weeks 8-11
- ✦ Tallied one reception for six yards (6.0 avg.) at Indianapolis (10/20)
- ✦ Finished with 44 receiving yards on five receptions (8.8 avg.) at Kansas City (10/13) and extended his streak to 37 consecutive games with a reception to start his career, which is the second-longest streak in franchise history to start a career behind **DeAndre Hopkins** (101)
- ✦ Established single-game career highs with 217 receiving yards and three touchdowns on 14 receptions vs. Atlanta (10/6). His three touchdowns and 14 receptions are both tied for single-game franchise records. Joined Jimmy Smith (Week 2 of 2000), Jerry Rice (Week 16 of 1995) and Steve Largent (Week 6 of 1987) as the only players to record at least 14 receptions, 200 receiving yards and three touchdowns in a game in NFL history.
- ✦ Tallied 23 receiving yards on three receptions (7.7 avg.) vs. Carolina (9/29) and has now caught at least one pass in all 35 career games, which ties Andre Johnson (35 from 2003-07) for the second-longest streak in team history to start a career behind only DeAndre Hopkins (99)
- ✦ Tallied 51 receiving yards on five receptions (10.2 avg.), including a 30-yard reception in the third quarter in the Week 3 win over the L.A. Chargers (9/22)
- ✦ Finished tied for the team lead with 40 receiving yards on five catches (8.0 avg.) in the Week 2 win vs. Jacksonville (9/15). Has now caught at least one pass in all 33 career games, which is the third-longest streak in team history to start a career
- ✦ Finished the season opener at New Orleans (9/9) with two receptions for 69 yards (34.5 avg.), including a game-long 54-yard catch, which was the fifth-longest reception in a season-opener in franchise history.

2018 (Houston 7/7):

- ✦ Finished with 32 receptions for 502 yards (15.7 avg.) and four touchdowns in seven games in 2018
- ✦ Inactive Week 1 at New England (9/9)
- ✦ Recorded a team-high 113 receiving yards on eight receptions (14.1 avg.) and one touchdown at Tennessee (9/16)
- ✦ Led the team with 101 receiving yards on five receptions (20.2 avg.) and one touchdown vs. the N.Y. Giants (9/23).

Became the first Texans player with 100-or-more receiving yards in back-to-back games since he accomplished the feat in Weeks 1-2 of the 2016 season

- ✦ Caught four passes for 49 yards (12.3 avg.) and one touchdown at Indianapolis (9/30). Extended his streak of games with a touchdown reception when QB Deshaun Watson starts to seven games. In those seven games with Watson, he has recorded 10 receiving touchdowns
- ✦ Notched two receptions for 15 yards (7.5 avg.) vs. Dallas (10/7)
- ✦ Finished tied for second on the team with 33 yards receiving on two catches (16.5 avg.) vs. Buffalo (10/14)
- ✦ Led the team with 68 yards receiving on six receptions (11.3 avg.) and eclipsed 100 career receptions at Jacksonville (10/21)
- ✦ Finished with a team-high 124 yards receiving on five receptions (24.8 avg.), including a career-long 73-yard touchdown vs. Miami (10/25)
- ✦ Placed on the Reserve/Injured list on Oct. 30, 2018

2017 (Houston 10/10):

- ✦ Despite only playing 10 games, compiled 423 yards receiving on 28 receptions and set a single-season career high with seven receiving touchdowns
- ✦ Tied for 19th in the NFL in receiving touchdowns and was the only player in the top-30 of receiving touchdowns with fewer than 11 games played
- ✦ Scored a touchdown on seven of his first 11 receptions of the season. Since 1991, no player in the NFL has reached seven receiving touchdowns on fewer receptions in a season
- ✦ Led the NFL with three games of two-or-more receiving touchdowns
- ✦ Became the fourth player in team history with a touchdown reception in four straight games, joining WR DeAndre Hopkins (2017), RB Arian Foster (2014) and WR Andre Johnson (2007, 2010-11)
- ✦ Made his season debut vs. Tennessee (10/1) and recorded four receptions for 35 yards and two touchdowns. This marked his first multi-touchdown reception game and he topped 50 career receptions during the game
- ✦ Finished with two receptions for 57 yards and two touchdowns while recording a 49-yard punt return vs. Kansas City (10/8)
- ✦ Caught two passes for 62 yards and a game-long 39-yard touchdown pass vs. Cleveland (10/15), extending his touchdown streak to three games

- ✦ Hauled in five passes for a career-high 125 yards and two touchdowns at Seattle (10/29). On his first 11 receptions of the season, seven went for touchdowns, making Fuller V the first player since 1991 to accomplish the feat.

2016 (Houston 14/13, 2/2):

- ✦ Finished third in the NFL among rookie wideouts with 635 receiving yards and sixth with 47 receptions
- ✦ With 635 receiving yards this season, passed Jabar Gaffney (483 in 2002) for the third-most receiving yards by a rookie in Texans history
- ✦ With 47 receptions in 2016, tied Domanick Williams (47 in 2003) for the fourth-most receptions by a rookie in Texans history
- ✦ Only the second rookie in NFL history to record 300 scrimmage yards and a return touchdown in the first four games of a season, and first since 49ers RB Hugh McElhenny in 1952
- ✦ Among Texans rookies through their first four career games, Fuller tied for the most touchdowns (two) and ranked second in receiving yards (323) and third in receptions (19)
- ✦ Became the first Texans rookie to return a punt for a touchdown and was the first player in Texans history to record a receiving touchdown and a punt return touchdown in the same game vs. Tennessee (10/2). He was also the fourth NFL rookie in the past 15 years to accomplish the feat, joining WR Tavon Austin, WR T.Y. Hilton and WR Dez Bryant
- ✦ Caught five passes for a team-leading 107 yards and a touchdown in his first career NFL game vs. Chicago (9/11)
- ✦ Became the first rookie first-round draft choice with 100 receiving yards in a season opener since Steelers WR Louis Lipps vs. Kansas City (9/2/84)
- ✦ Finished second on the team with four receptions for 104 yards, averaging 26.0 yards per catch, vs. Kansas City (9/18)
- ✦ Became the first rookie in Texans history to open a season with two 100-yard receiving games
- ✦ Led the team with seven receptions for 81 yards and a touchdown, and also scored a touchdown on his first career punt return, a 67-yard score, vs. Tennessee (10/2)
- ✦ Active but did not play in Week 6 vs. Indianapolis (10/16) with an injury
- ✦ Caught four passes for 22 yards and logged his first career kickoff return for 19 yards at Denver (10/24) in Week 7
- ✦ Inactive for Week 10 at Jacksonville (11/13) with an injury
- ✦ Tied for second on the team with four receptions for 60 yards, including a long of 33 yards, and returned three punts for 27 yards vs. San Diego (11/27) in Week 12
- ✦ Registered five receptions for a team-leading 59 yards and a 16-yard punt return at Green Bay (12/4) in Week 13
- ✦ Logged four receptions for 42 yards and his first career rushing attempt, a three-yard loss, in addition to returning four punts for 38 yards and one kickoff return for 12 yards vs. Jacksonville (12/18) in Week 15
- ✦ Caught four passes for 37 yards vs. Oakland in the AFC Wild Card round, setting the franchise rookie mark for postseason receptions in a game and was the second-

most receiving yards by a Texans rookie in a postseason game

- ✦ Registered three receptions for 16 yards at New England (1/14/17) in the AFC Divisional round and passed DeVier Posey (47 in 2012) for the most receiving yards by a rookie in Texans postseason history (53)

COLLEGE:

- ✦ Played three seasons (2013-15) at the University of Notre Dame in South Bend, Ind.
- ✦ Had 144 catches for 2,512 receiving yards and 30 touchdowns in his Fighting Irish career
- ✦ Named an Associated Press Second-Team All-American and Biletnikoff Award Semifinalist following his senior season in which he compiled 62 catches, 1,258 receiving yards and 14 receiving touchdowns
- ✦ Ranked third in the FBS with 15 touchdown catches as a junior in 2014
- ✦ Became the fourth player in school history with a pair of touchdown receptions of 72 yards or longer in a single season (Nick Eddy, 1964, Tim Brown, 1986, and Golden Tate, 2009)
- ✦ Averaged 17.4 yards per reception and 64.4 yards per game
- ✦ Finished second to Michael Floyd (37) for most receiving touchdowns in school history
- ✦ Played in 2013 Pinstripe Bowl, 2014 Music City Bowl and 2016 Fiesta Bowl

PERSONAL:

- ✦ Attended Roman Catholic High School in Philadelphia
- ✦ First-team receiver on 2012 Pennsylvania Sports Writers AAAA All-State football team
- ✦ Named as a receiver to Philadelphia Daily News All-City squad for 2012
- ✦ First-team receiver on Philadelphia Inquirer All-Southeastern Pennsylvania team
- ✦ Named MVP of Philadelphia Catholic League 4A
- ✦ Made 57 receptions in 2012 for 932 yards and eight touchdowns in 2012
- ✦ Had 10 catches for 232 yards and two touchdowns in a 2012 win over Cardinal O'Hara
- ✦ Also played cornerback
- ✦ Honorable mention Pennsylvania all-state pick as a junior
- ✦ Grabbed 46 receptions in 2011 for 758 yards and 10 touchdowns on an 8-3 Roman Catholic team
- ✦ All Catholic League 4A pick in 2011 as both a receiver and defensive back
- ✦ A first-team all-city selection as a sophomore in 2010 by *Philadelphia Daily News*
- ✦ Caught 39 passes for 650 yards and nine touchdowns in 2010
- ✦ Chosen for Semper Fidelis All-American Bowl and played for East squad
- ✦ Played for coach Joe McCort
- ✦ Son of Bill Fuller and Megan Mitchell
- ✦ Enrolled in the College of Arts and Letters, majoring in Africana studies

TEXANS BIOS

WILL FULLER V'S NFL REGULAR SEASON RUSHING/RECEIVING STATISTICS

RECEIVING													RUSHING				
DATE	TEAM	GP	GS	NO.	YDS	AVG	LG	TD	NO.	YDS.	AVG.	LG	TD				
2016	Texans	14	13	47	635	13.5	53	2	1	-3	-3.0	-3	0				
2017	Texans	10	10	28	423	15.1	59t	7	2	9	4.5	5	0				
2018	Texans	7	7	32	503	15.7	73t	4	0	0	0.0	0	0				
2019	Texans	7	7	34	450	13.2	54	3	0	0	0.0	0	0				
NFL TOTALS		38	37	141	2,011	14.3	73t	16	3	6	2.0	5	0				

WILL FULLER V'S NFL POSTSEASON RUSHING/RECEIVING STATISTICS

				RECEIVING					RUSHING				
DATE	TEAM	GP	GS	NO.	YDS	AVG	LG	TD	NO.	YDS.	AVG.	LG	TD
2016	Texans	2	2	7	53	7.6	19	0	0	0	0.0	0	0
2018	Texans	0	0	0	0	0.0	0	0	0	0	0.0	0	0
NFL TOTALS		2	2	7	53	7.6	19	0	0	0	0.0	0	0

WILL FULLER V'S NFL REGULAR SEASON RETURN STATISTICS

KICKOFF RETURNS						PUNT RETURNS					
DATE TEAM	RET.	YDS.	AVG.	LG	TD	NO.	FC	YDS	AVG	LG	TD
2016 Texans	2	31	15.5	19	0	11	6	165	15.0	67t	1
2017 Texans	0	0	0.0	0	0	9	6	135	15.0	49	0
2018 Texans	0	0	0.0	0	0	0	0	0	0.0	0	0
2019 Texans	0	0	0.0	0	0	0	0	0	0.0	0	0
NFL TOTALS	2	31	15.5	19	0	20	12	300	15.0	67t	1

WILL FULLER V'S NFL POSTSEASON RETURN STATISTICS

KICKOFF RETURNS						PUNT RETURNS					
DATE TEAM	RET.	YDS.	AVG.	LG	TD	NO.	FC	YDS	AVG	LG	TD
2016 Texans	1	12	12.0	12	0	2	1	34	17.0	18	0
2018 Texans	0	0	0.0	0	0	0	0	0	0.0	0	0
NFL TOTALS	1	12	12.0	12	0	2	1	34	17.0	18	0

SINGLE-GAME HIGHS: RUSHING/RECEIVING

Rush Attempts 1 vs. Kansas City Chiefs, Oct 08, 2017
...2 more at 1.

Rushing Yards 5 vs. Kansas City Chiefs, Oct 08, 2017

Longest Runs 5 vs. Kansas City Chiefs, Oct 08, 2017

Receptions 14 vs. Atlanta Falcons, Oct 06, 2019

Receiving Yards 217 vs. Atlanta Falcons, Oct 06, 2019

Longest Receptions 73t vs. Miami Dolphins, Oct 25, 2018

Receiving TDs 3 vs. Atlanta Falcons, Oct 06, 2019

All-purpose yards 217 vs. Atlanta Falcons, Oct 06, 2019

Kickoff Returns 1 vs. Jacksonville Jaguars, Dec 18, 2016
...1 more at 1.

Kickoff Return Yards 19 at Denver Broncos, Oct 24, 2016

Longest Kickoff Return 19 at Denver Broncos, Oct 24, 2016

Fair Catches 2 at Jacksonville Jaguars, Dec 17, 2017
...1 more at 2.

Punt Return Yards 67 vs. Tennessee Titans, Oct 02, 2016

Longest Punt Return 67t vs. Tennessee Titans, Oct 02, 2016

Punt Returns 4 vs. Jacksonville Jaguars, Dec 18, 2016

Punt Return TDs 1 vs. Tennessee Titans, Oct 02, 2016

Most TDs 3 vs. Atlanta Falcons, Oct 06, 2019

TEXANS BIOS

SINGLE-GAME HIGHS - POSTSEASON: RUSHING/RECEIVING

Receptions	4 vs. Oakland Raiders, Jan 07, 2017	Longest Kickoff Return	12 at New England Patriots, Jan 14, 2017
Receiving Yards	37 vs. Oakland Raiders, Jan 07, 2017	Fair Catches	1 at New England Patriots, Jan 14, 2017
Longest Receptions	19 vs. Oakland Raiders, Jan 07, 2017 ...1 more at 19.	Punt Return Yards	34 at New England Patriots, Jan 14, 2017
All-purpose yards	62 at New England Patriots, Jan 14, 2017	Longest Punt Return	18 at New England Patriots, Jan 14, 2017
Kickoff Returns	1 at New England Patriots, Jan 14, 2017	Punt Returns	2 at New England Patriots, Jan 14, 2017
Kickoff Return Yards	12 at New England Patriots, Jan 14, 2017		

100-YARD RECEIVING GAMES (7): REGULAR SEASON

DATE	TEAM	NO.	YDS.	AVG.	LG	TD
09/11/16	BEARS	5	107	21.4	35	1
09/18/16	CHIEFS	4	104	26.0	53	0
10/29/17	at Seahawks	5	125	25.0	59t	2
09/16/18	at Titans	8	113	14.1	39t	1
09/23/18	GIANTS	5	101	20.2	37	1
10/25/18	DOLPHINS	5	124	24.8	73t	1
10/06/19	FALCONS	14	217	15.5	44t	3

2019 GAME-BY-GAME REGULAR SEASON STATISTICS (TEXANS)

W	DATE	OPPONENT	P/S	RECEIVING					RUSHING					TD	W/L	SCORE
				NO	YDS	AVG	LG	TD	NO	YDS	AVG	LG				
01	09/09	at Saints	S	2	69	34.5	54	0	0	0	0.0	0	0	0	L	28-30
02	09/15	Jaguars	S	4	40	10.0	28	0	0	0	0.0	0	0	0	W	13-12
03	09/22	at Chargers	S	5	51	10.2	30	0	0	0	0.0	0	0	0	W	27-20
04	09/29	Panthers	S	3	23	7.7	12	0	0	0	0.0	0	0	0	L	10-16
05	10/06	Falcons	S	14	217	15.5	44t	3	0	0	0.0	0	0	0	W	53-32
06	10/13	at Chiefs	S	5	44	8.8	12	0	0	0	0.0	0	0	0	W	31-24
07	10/20	at Colts	S	1	6	6.0	6	0	0	0	0.0	0	0	0	L	23-30
08	10/27	Raiders						INACTIVE							W	27-24
09	11/03	at Jaguars						INACTIVE							W	26-3
11	11/17	at Ravens						INACTIVE							L	7-41
2019 TOTALS			7-7	34	450	13.2	54	3	0	0	0.0	0	0	0	6-4	



ZACH FULTON

CENTER/GUARD

6-5 | 321 | TENNESSEE

HOMETOWN: HOMEWOOD, ILL. | AGE: 28

6TH NFL SEASON | 2ND WITH TEXANS | ACQUIRED: UFA-'18 (KC)

2019 GP/GS: 9/9 | CAREER GP/GS (POST): 85/68 (5/5)

TEAMS: KC '14-17; HOU '18-19



73

TRANSACTIONS: Selected by the Kansas City Chiefs with the 17th pick in the sixth round (193rd overall) of the 2014 NFL Draft...Signed by the Houston Texans as an unrestricted free agent on March 15, 2018.

2019 (Houston 9/9):

- Started at right guard as part of an offensive line that blocked for a 6.1 yards per carry average at Baltimore (11/17)
- Started at right guard in the win over Jacksonville in London (11/3) as part of an offensive line that paved the way for 216 rushing yards, the most yards in a single game (216) since Week 12 of the 2018 season vs. Tennessee (281) and the second most yards in a game under Head Coach Bill O'Brien (2014-19)
- Played every offensive snap, starting at right guard, and contributed on special teams vs. Oakland (10/27)
- Started at right guard and played in every offensive snap at Indianapolis (10/20)
- Played every offensive snap in his fifth start at right guard at Kansas City (10/13) and was part of an offensive line that did not allow a sack for the second-consecutive week
- Started at right guard vs Atlanta (10/6) and played in every offensive snap, protecting QB Deshaun Watson who threw for 426 yards and five touchdowns
- Did not play in Week 4 vs. Carolina (9/29)
- Started at right guard in the Week 3 win over the L.A. Chargers, and helped block for QB Deshaun Watson's 351 passing yards and three passing touchdowns, his sixth-career game of 3-plus touchdowns
- Started at right guard in the Week 2 win vs. Jacksonville (9/15)
- Started at right guard in the season opener at New Orleans (9/9) and paved the way for a 7.83 rushing average, the second-best mark in a single game in team history

2018 (Houston 13/13; 1/1):

- Started at right guard in his Texans debut at New England (9/9) and helped post the second-highest team rushing total (167) in a season opener in franchise history
- Started at right guard in his Texans debut at New England (9/9) and helped post the second-highest team rushing total (167) in a season opener in franchise history
- Started at right guard and helped record a second-consecutive game with more than 140 team rushing yards at Tennessee (9/16)

- Started at right guard vs. the N.Y. Giants (9/23)
- Started at right guard and helped the Texans record 466 yards of total offense at Indianapolis (9/30)
- Started at right guard and helped the Texans offense record 462 yards of total offense vs. Dallas (10/7)
- Started at right guard vs. Buffalo (10/14)
- Inactive Weeks 7-8
- Started at right guard at Denver (11/4)
- Started at right guard and helped the Texans rush for 139 yards at Washington (11/18)
- Started at right guard and blocked for a franchise-record 281 total yards vs. Tennessee (11/26)
- Started at right guard vs. Cleveland (12/2)
- Inactive Week 14 vs. Indianapolis (12/9)
- Started at right guard at the N.Y. Jets (12/15)
- Started at right guard at Philadelphia (12/23)
- Started at right guard and helped the Texans rush for 134 yards vs. Jacksonville (12/30)
- Started at right guard in the Wild Card Round vs. Indianapolis (1/5)

2017 (Kansas City 15/12, 1/1):

- Played in 15 games, starting eight games at center, three games at left guard and one at right guard
- Was part of an offensive unit that ranked first in the NFL in rushing yards per play and ninth in rushing yards per game
- In his first start of the season at center, helped pave the way for Chiefs RB Kareem Hunt's 172-yard rushing performance at Los Angeles (9/24) in Week 3
- Started at center in AFC Wild Card Playoff vs. Tennessee (1/6/18)

2016 (Kansas City 16/12, 1/1):

- Appeared in all 16 games, starting 12 games at left guard

2015 (Kansas City 16/6, 2/2):

- Appeared in all 16 games
- Started at right guard at Cincinnati (10/4) in Week 4, vs. Chicago (10/11) in Week 5 and at Minnesota (10/18) in Week 6
- Started at center at Oakland (12/6) in Week 13
- Started at left guard vs. San Diego (12/13) in Week 14 and at Baltimore (12/20) in Week 15
- Started at center in his postseason debut and helped pave the way for 141 yards on the ground at Houston in the

TEXANS BIOS

AFC Wild Card Playoff (1/9/16)

2014 (Kansas City 16/16):

- Started all 16 games at right guard during his rookie campaign
- Was the first Chiefs sixth round selection to start Week 1 since CB Steve Taylor in 1976
- Was the only rookie to start in the club's opening game of 2014

COLLEGE:

- Played four seasons (2010-13) at the University of Tennessee in Knoxville, Tenn.

- Saw action in 47 games and made 40 starts during his collegiate career
- Started 40 of his last 42 games at right guard for the Volunteers
- Earned SEC Offensive Lineman of the Week (9/3/12)

PERSONAL:

- Full name is Zachery Quinn Fulton
- Son of Glen and Alma Fulton
- Attended Homewood-Flossmoor High School
- Selected to PrepStar Magazine's All-Region team and was named all-conference as a senior in 2009

ZACH FULTON'S NFL REGULAR SEASON STATISTICS

DATE TEAM GP GS

2014	Chiefs	16	16
2015	Chiefs	16	6
2016	Chiefs	16	12
2017	Chiefs	15	12
2018	Texans	13	13
2019	Texans	9	9

NFL TOTALS 85 68

ZACH FULTON'S NFL POSTSEASON STATISTICS

DATE TEAM GP GS

2015	Chiefs	2	2
2016	Chiefs	1	1
2017	Chiefs	1	1
2018	Texans	1	1

NFL TOTALS 5 5

2019 GAME-BY-GAME REGULAR SEASON STATISTICS (TEXANS)

W	DATE	OPPONENT	P/S	W/L	SCORE
01	09/09	at Saints	S	L	28-30
02	09/15	Jaguars	S	W	13-12
03	09/22	at Chargers	S	W	27-20
04	09/29	Panthers		L	10-16
05	10/06	Falcons	S	W	53-32
06	10/13	at Chiefs	S	W	31-24
07	10/20	at Colts	S	L	23-30
08	10/27	Raiders	S	W	27-24
09	11/03	at Jaguars	S	W	26-3
11	11/17	at Ravens	S	L	7-41
2019 TOTALS		9-9		6-4	

DID NOT PLAY



CULLEN GILLASPIA

FULLBACK

6-2 | 235 | TEXAS A&M

HOMETOWN: KATY, TEXAS | AGE: 24

ROOKIE | 1ST WITH TEXANS | ACQUIRED: D7-'19

2019 GP/GS: 10/0 | CAREER GP/GS: 10/0

TEAMS: HOU '19



44

TRANSACTIONS: Selected by the Houston Texans with the sixth pick of the seventh round (220th overall) in the 2019 NFL Draft

2019 (Houston 10/0):

- ✦ Saw action on special teams at Baltimore (11/17)
- ✦ Contributed on special teams in the Week 9 win over Jacksonville at Wembley Stadium in London (11/3)
- ✦ Registered one special teams tackle in the Week 8 win over Oakland (10/27)
- ✦ Recorded one special teams tackle at Indianapolis (10/20)
- ✦ Notched one special teams tackle at Kansas City (10/13)
- ✦ Saw action on special teams in the Week 5 win over Atlanta (10/6)
- ✦ Contributed mostly on special teams, but saw action on one offensive snap vs. Carolina (9/29)
- ✦ Played in three offensive snaps in the Week 3 win over the L.A. Chargers (9/22) and contributed on special teams
- ✦ Contributed mostly on special teams vs. Jacksonville (9/15), but saw action in three offensive plays
- ✦ Made his NFL debut in the season opener at New Orleans (9/9) and recorded one special teams tackle

CAREER AT TEXAS A&M:

- ✦ Spent five seasons at Texas A&M (2014-18), initially joining the team as a walk-on before earning a scholarship in 2016
- ✦ Served as the Aggies' 12th man in every game of the 2016, 2017 and 2018 seasons, a tradition where a walk-on special teams player wears the No. 12 jersey to represent the entire student body
- ✦ Became the first ever 12th man to be drafted
- ✦ Saw most of his action on special teams, but transitioned to fullback his senior season in 2018
- ✦ Appeared in 41 games for the Aggies, finishing his collegiate career with 25 tackles (17 solo), one forced fumble, one fumble recovery and two blocked kicks as well as 33 yards and a touchdown rushing and 52 yards receiving

2018 (Texas A&M):

- ✦ Appeared in 12 games as the Aggies' 12th Man.
- ✦ Became the first 12th man in history to see action on

offense and recorded five carries for 33 yards and a touchdown and pulled in five catches for 52 yards. Added six solo tackles on special teams

- ✦ Given the team's Special Teams Most Impactful Award
- ✦ In the Gator Bowl vs. NC State (12/31), rushed three times for 20 yards and a touchdown, becoming the first 12th man in school history to score a touchdown
- ✦ Recorded his first career offensive statistics with a five yard rush and a career-long reception of 21 yards vs. Clemson (9/8)

2017 (Texas A&M):

- ✦ Played in 13 games for the Aggies, serving as the 12th man
- ✦ Finished the season with nine tackles (five solo) and two blocked punts, including one resulting in a safety
- ✦ Also returned two kickoffs for 18 yards
- ✦ Recorded a season-high three tackles on special teams at Florida (10/14) and blocked the second punt of his career
- ✦ Blocked the first punt of his career, which resulted in a safety vs. Alabama (10/7)

2016 (Texas A&M):

- ✦ Earned a scholarship at fall camp
- ✦ Led the team with six tackles on special teams, earning him Special Teams Co-MVP honors
- ✦ Appeared in all 13 games for the Aggies, finishing the season with nine total tackles, one forced fumble and one fumble recovery

2015 (Texas A&M):

- ✦ As a walk-on, appeared in two games, primarily on special teams
- ✦ Recorded his first career tackle at LSU (11/28)

2014 (Texas A&M):

- ✦ Redshirted his true freshman season

PERSONAL:

- ✦ Attended Katy Taylor (Texas) High School, where he played baseball and football as an all-district linebacker and return specialist

TEXANS BIOS

CULLEN GILLASPIA'S NFL REGULAR SEASON RUSHING/RECEIVING STATISTICS

DATE	TEAM	GP	GS	RUSHING					RECEIVING				
				NO.	YDS.	AVG.	LG	TD	NO.	YDS	AVG	LG	TD
2019	Texans	10	0	0	0	0.0	0	0	0	0	0.0	0	0
NFL TOTALS		10	0	0	0	0.0	0	0	0	0	0.0	0	0

CULLEN GILLASPIA'S NFL REGULAR SEASON DEFENSIVE STATISTICS

DATE	TEAM	GP	GS	ST					MISC	
				TK	S	A	FF	FR	S	A
2019	Texans	10	0	5	2	3	0	0	0	0
NFL TOTALS		10	0	5	2	3	0	0	0	0

SINGLE-GAME HIGHS: RUSHING/RECEIVING

Special Teams Tackles

1 at Indianapolis Colts, Oct 20, 2019
...3 more at 1.

2019 GAME-BY-GAME REGULAR SEASON STATISTICS (TEXANS)

			RUSHING					RECEIVING							
W	DATE	OPPONENT	P/S	NO	YDS	AVG	LG	TD	NO	YDS	AVG	LG	TD	W/L	SCORE
01	09/09	at Saints	P	0	0	0.0	0	0	0	0	0.0	0	0	L	28-30
02	09/15	Jaguars	P	0	0	0.0	0	0	0	0	0.0	0	0	W	13-12
03	09/22	at Chargers	P	0	0	0.0	0	0	0	0	0.0	0	0	W	27-20
04	09/29	Panthers	P	0	0	0.0	0	0	0	0	0.0	0	0	L	10-16
05	10/06	Falcons	P	0	0	0.0	0	0	0	0	0.0	0	0	W	53-32
06	10/13	at Chiefs	P	0	0	0.0	0	0	0	0	0.0	0	0	W	31-24
07	10/20	at Colts	P	0	0	0.0	0	0	0	0	0.0	0	0	L	23-30
08	10/27	Raiders	P	0	0	0.0	0	0	0	0	0.0	0	0	W	27-24
09	11/03	at Jaguars	P	0	0	0.0	0	0	0	0	0.0	0	0	W	26-3
11	11/17	at Ravens	P	0	0	0.0	0	0	0	0	0.0	0	0	L	7-41
2019 TOTALS			10-0	0	0	0.0	0	0	0	0	0.0	0	0	6-4	

2019 GAME-BY-GAME REGULAR SEASON STATISTICS (TEXANS)

W	DATE	OPPONENT	P/S	ST					MISC		AW/L	SCORE
				TK	S	A	FF	FR	S	A		
01	09/09	at Saints	P	1	0	1	0	0	0	0	L	28-30
02	09/15	Jaguars	P	0	0	0	0	0	0	0	W	13-12
03	09/22	at Chargers	P	0	0	0	0	0	0	0	W	27-20
04	09/29	Panthers	P	0	0	0	0	0	0	0	L	10-16
05	10/06	Falcons	P	1	1	0	0	0	0	0	W	53-32
06	10/13	at Chiefs	P	1	0	1	0	0	0	0	W	31-24
07	10/20	at Colts	P	1	1	0	0	0	0	0	L	23-30
08	10/27	Raiders	P	1	0	1	0	0	0	0	W	27-24
09	11/03	at Jaguars	P	0	0	0	0	0	0	0	W	26-3
11	11/17	at Ravens	P	0	0	0	0	0	0	0	L	7-41
2019 TOTALS		10-0		5	2	3	0	0	0	0	6-4	



TASHAUN GIPSON SR.

SAFETY

6-1 | 212 | WYOMING

HOMETOWN: DALLAS, TEXAS | AGE: 29

8TH NFL SEASON | 1ST WITH TEXANS | ACQUIRED: FA-'19

2019 GP/GS: 8/8 | CAREER GP/GS (POST): 107/98 (3/3)

TEAMS: CLE '12-15; JAX '16-18; HOU '19



39

TRANSACTIONS: Originally signed by the Cleveland Browns as a college free agent on May 9, 2012...Re-signed with the Browns on June 12, 2015...Signed by the Jacksonville Jaguars as an unrestricted free agent on March 9, 2016...Waived by the Jaguars on March 8, 2019...Signed by the Houston Texans as a free agent on March 12, 2019.

HONORS:

- Pro Bowl selection (2014)

CAREER:

- Tallied 424 total tackles (307 solo), 22 interceptions, 43 passes defended, 12 tackles for loss, one forced fumble and one fumble recovery in 107 career games played with 98 starts
- Is one of six players to record at least 400 total tackles and 20 interceptions since entering the NFL in 2012, joining Janoris Jenkins, Reggie Nelson, Earl Thomas III, Glover Quin and Harrison Smith
- Tied with Brent Grimes for the most interceptions (20) by an undrafted free agent since entering the NFL in 2012
- Ranked second in the NFL with six interceptions in 2014

2019 (Houston 8/8):

- Registered four total tackles at Baltimore (11/17)
- Inactive for Weeks 8-9
- Finished with one solo tackle at Indianapolis (10/20)
- Tied for the team lead with five total tackles (three solo) and notched an interception for the second-consecutive week, the first time he has recorded an interception in back-to-back games since Weeks 8-9 of 2014
- Notched his first interception of the season vs. Atlanta (10/6), picking off Falcons QB Matt Ryan and returning it 79 yards for a touchdown. His 79-yard interception return is the longest interception return of his career and the longest in the NFL this season. Gipson's pick-six was the third of his career and his first since 2014.
- Registered four total tackles (two solo) vs. Carolina (9/29)
- Notched his first tackle for loss and pass defended of the season in the Week 3 victory over the L.A. Chargers (9/22), finishing the game with four total tackles (two solo), one tackle for loss and two passes defended
- Posted five solo tackles and one quarterback hit vs. Jacksonville (9/15). Eclipsed 400 career tackles, becoming one of only five players since 2012 to record at least 400 tackles and 20 interceptions (Earl Thomas, Glover Quin, Harrison Smith and Reggie Nelson)

- Started in the season opener at New Orleans (9/9), his Texans debut, and recorded three tackles

2018 (Jacksonville 16/16):

- Recorded 54 total tackles (44 solo), one interception, seven passes defended, one tackle for loss and one quarterback hit after starting all 16 games
- Matched a season high with six solo tackles and one pass defended vs. Tennessee (9/23)
- Tallied two solo tackles, a season-high two passes defended and intercepted Chiefs QB Patrick Mahomes at Kansas City (10/7)
- Notched a season-high seven total tackles (six solo) vs. Philadelphia (10/28)
- Registered four total tackles (two solo) and one tackle for loss at Tennessee (12/9)
- Led the AFC in interceptions in back-to-back seasons (2013-14)

2017 (Jacksonville 16/16; 3/3):

- Tallied 64 total tackles (53 solo), four interceptions, seven passes defended, four tackles for loss and one fumble recovery in 16 games played
- Part of a Jaguars secondary that ranked first in the NFL in pass defense
- Notched six total tackles (four solo), two passes defended and one interception at Houston (9/10)
- Set a season high with seven solo tackles and one pass defended at the N.Y. Jets (10/1)
- Matched a career high with two interceptions of Steelers QB Ben Roethlisberger and six total tackles (five solo) and two passes defended in a win at Pittsburgh (10/8)
- Registered four total tackles (two solo), one interception and one pass defended vs. Indianapolis (12/3)
- Recorded five total tackles (four solo) and two tackles for loss at Tennessee (12/31)
- Compiled five solo stops in his NFL postseason debut in the Wild Card Round vs. Buffalo (1/7/18)

2016 (Jacksonville 16/16):

- Registered 41 total tackles (34 solo), two passes defended and one interception in 16 games played
- Made his Jaguars debut and notched three solo tackles vs. Green Bay (9/11)
- Recorded three solo tackles and one interception vs. Baltimore (9/25)
- Set a season high with six total tackles (four solo) at

Indianapolis (1/1/17)

2015 (Cleveland 13/13):

- Recorded 60 total tackles (42 solo), two interceptions, two tackles for loss and two passes defended in 13 games played
- Tallied five total tackles (three solo) and one interception at the N.Y. Jets (9/13)
- Registered a team-high eight total tackles (five solo) vs. Tennessee (9/20)
- Notched one solo tackle, one interception and one pass defended vs. Arizona (11/1)
- Amassed six total tackles (four solo) and one tackle for loss vs. Cincinnati (12/6)
- Compiled a season-high nine total tackles (five solo) at Seattle (12/20)

2014 (Cleveland 11/11):

- Selected to first-career Pro Bowl after tallying 52 total tackles (28 solo), a career-high six interceptions, eight passes defended, two tackles for loss and one forced fumble
- Finished second in the NFL with six interceptions despite missing the final five games of the season
- Registered eight total tackles (three solo), and one interception which he returned for a touchdown in a win vs. New Orleans (9/14)
- Recorded five total tackles (three solo) and one interception vs. Baltimore (9/21)
- Matched a career high with two interceptions at Jacksonville (10/19)
- Notched two solo tackles, one tackle for loss and one interception vs. Oakland (10/26)
- Tallied five total tackles (three solo) and one interception vs. Tampa Bay (11/2) becoming one of six players to record an interception in three consecutive games in 2014
- Recorded three total tackles (one solo), one pass defended and one forced fumble at Cincinnati (11/6)
- Placed on the Reserve/Injured list on Dec. 20, 2014

2013 (Cleveland 16/15):

- Finished with a career-high 95 total tackles (63 solo), five interceptions, a career-high 12 passes defended and two tackles for loss
- Recorded three solo tackles and one interception vs. Miami (9/8)
- Matched a season high with nine total tackles (four solo) at Baltimore (9/15)
- Tallied six total tackles (three solo) and a career-high three passes defended vs. Cincinnati (9/29)
- Notched seven total tackles (four solo) and one

interception vs. Detroit (10/13)

- Registered nine total tackles (seven solo) and one pass defended at Green Bay (10/20)
- Set a career high with nine solo tackles at Kansas City (10/27)
- Recorded eight total tackles (five solo), and matched a career high with two interceptions, including one returned 44 yards for a touchdown vs. Chicago (12/15)
- Finished with six total tackles (three solo) and one interception at Pittsburgh (12/29)

2012 (Cleveland 10/3):

- Recorded 29 total tackles (23 solo), one interception, one pass defended and four total special teams tackles in 10 games played as a rookie
- Made his NFL debut and recorded one special teams tackle vs. Philadelphia (9/9)
- Registered four total tackles (three solo) and a career-high two special teams tackles vs. Buffalo (9/23)
- Tallied a season-high eight total tackles (seven solo) at Oakland (12/2)
- Notched two total tackles (one solo) and his first-career interception vs. Kansas City (12/9)

COLLEGE:

- Played four seasons (2008-11) at the University of Wyoming in Laramie, Wyo.
- Started all 50 games of his collegiate career and recorded 250 total tackles (179 solo), nine interceptions and eight tackles for loss
- Tallied the fourth-most career interceptions (nine) in program history
- Notched a career-high 95 total tackles (72 solo) and three interceptions as a senior in 2011
- Played in 38 games in the same defensive backfield as his brother, Marcell

PERSONAL:

- Attended Kimball High School in Dallas, where he received all-state honorable mention honors, was named the 4A District 14 Dallas City League MVP and was named first-team all-district as both a cornerback and returner during his senior season in 2007
- Also lettered in basketball and track
- One of six children
- Father and all three brothers played Division I college football
- Has a son, Tashaun Jr., and daughter, Nala
- Aspires to start an Alzheimer's awareness charity, as the disease has affected his family
- Graduated with a degree in communications after finishing coursework during the offseason in 2015

TEXANS BIOS

TASHAUN GIPSON SR.'S NFL REGULAR SEASON DEFENSIVE STATISTICS

DATE TEAM	GP GS	TK	S	A	TACKLES					QBH	INTERCEPTIONS					FUMBLES			ST					MISC	
					TFL	YDS	SK	YDS	YDS		NO	YDS	LG	TD	PD	FF	FR	YDS	TK	S	A	FF	FR	S	A
2012 Browns	10 3	29	23	6	0	0	0.0	0.0	0	0	1	23	23	0	1	0	0	0	4	3	1	0	0	0	0
2013 Browns	16 15	95	63	32	2	4	0.0	0.0	0	0	5	143	44t	1	12	0	0	0	0	0	0	0	0	0	0
2014 Browns	12 11	52	28	24	2	2	0.0	0.0	0	0	6	158	62t	1	8	1	0	0	0	0	0	0	0	0	0
2015 Browns	13 13	60	42	18	2	5	0.0	0.0	0	0	2	0	0	0	2	0	0	0	0	0	0	0	0	0	0
2016 Jaguars	16 16	41	34	7	0	0	0.0	0.0	0	0	1	30	30	0	2	0	0	0	0	0	0	0	0	0	0
2017 Jaguars	16 16	64	53	11	4	15	0.0	0.0	0	0	4	83	67	0	7	0	1	0	0	0	0	0	0	0	0
2018 Jaguars	16 16	54	44	10	1	0	0.0	0.0	1	1	1	7	8	0	7	0	0	0	0	0	0	0	0	0	0
2019 Texans	8 8	29	20	9	1	2	0.0	0.0	2	2	2	79	79t	1	4	0	0	0	0	0	0	0	0	0	0
NFL TOTALS	107 98	424	307	117	12	28	0.0	0.0	3	22	523	79t	3	43	1	1	0	4	3	1	0	0	0	0	0

TASHAUN GIPSON SR.'S NFL POSTSEASON DEFENSIVE STATISTICS

DATE TEAM	GP GS	TK	S	A	TACKLES					QBH	INTERCEPTIONS					FUMBLES			ST					MISC	
					TFL	YDS	SK	YDS	YDS		NO	YDS	LG	TD	PD	FF	FR	YDS	TK	S	A	FF	FR	S	A
2017 Jaguars	3 3	7	6	1	0	0	0.0	0.0	0	0	0	0	0	0	0	0	0	0	0	0	0	0	0	0	0
NFL TOTALS	3 3	7	6	1	0	0	0.0	0.0	0	0	0	0	0	0	0	0	0	0	0	0	0	0	0	0	0

SINGLE-GAME HIGHS: DEFENSIVE

Total Tackles	9 at Seattle Seahawks, Dec 20, 2015 ...4 more at 9.	Tackles For Loss	2 at Tennessee Titans, Dec 31, 2017 ...1 more at 2.
Passes Defensed	3 vs. Cincinnati Bengals, Sep 29, 2013	Interceptions	2 at Pittsburgh Steelers, Oct 08, 2017 ...2 more at 2.
Forced Fumbles	1 at Cincinnati Bengals, Nov 06, 2014	Interception Return Yards	79 vs. Atlanta Falcons, Oct 06, 2019 ...1 more at 79.
Fumble Recoveries	1 vs. Los Angeles Chargers, Nov 12, 2017	Special Teams Tackles	2 vs. Buffalo Bills, Sep 23, 2012

SINGLE-GAME HIGHS - POSTSEASON: DEFENSIVE

Total Tackles	5 vs. Buffalo Bills, Jan 07, 2018
----------------------	-----------------------------------

2019 GAME-BY-GAME REGULAR SEASON STATISTICS (TEXANS)

W DATE OPPONENT	TK	S	A	TACKLES					QBH	INTERCEPTIONS					FUMBLES			ST					MISC		AW/LSCORE
				SK	YDS	TFL	YDS	YDS		NO	YDS	LG	TD	PD	FF	FR	YDS	TK	S	A	FF	FR	S	A	
01 09/09 at Saints	S	3	1	2	0.0	0.0	0	0	0	0	0	0	0	0	0	0	0	0	0	0	0	0	0	0	L 28-30
02 09/15 Jaguars	S	5	5	0	0.0	0.0	0	0	1	0	0	0	0	0	0	0	0	0	0	0	0	0	0	0	W 13-12
03 09/22 at Chargers	S	4	2	2	0.0	0.0	1	2	0	0	0	0	0	2	0	0	0	0	0	0	0	0	0	0	W 27-20
04 09/29 Panthers	S	4	2	2	0.0	0.0	0	0	0	0	0	0	0	0	0	0	0	0	0	0	0	0	0	0	L 10-16
05 10/06 Falcons	S	3	2	1	0.0	0.0	0	0	1	1	79	79	1	1	0	0	0	0	0	0	0	0	0	0	W 53-32
06 10/13 at Chiefs	S	5	3	2	0.0	0.0	0	0	0	1	0	0	0	1	0	0	0	0	0	0	0	0	0	0	W 31-24
07 10/20 at Colts	S	1	1	0	0.0	0.0	0	0	0	0	0	0	0	0	0	0	0	0	0	0	0	0	0	0	L 23-30
08 10/27 Raiders											INACTIVE														W 27-24
09 11/03 at Jaguars											INACTIVE														W 26-3
11 11/17 at Ravens	S	4	4	0	0.0	0.0	0	0	0	0	0	0	0	0	0	0	0	0	0	0	0	0	0	0	L 7-41
2019 TOTALS	8-8	29	20	9	0.0	0.0	1	2	2	2	79	79t	1	4	0	0	0	0	0	0	0	0	0	0	6-4



VERNON HARGREAVES III

CORNERBACK

5-10 | 204 | FLORIDA

HOMETOWN: TAMPA, FLA. | AGE: 24

4TH NFL SEASON | 1ST WITH TEXANS | ACQUIRED: W-'19 (TB)

2019 GP/GS: 9/9 | CAREER GP/GS: 35/34

TEAMS: TB '16-'19; HOU '19



28

TRANSACTIONS: Selected by the Tampa Bay Buccaneers in the first round (11th overall) of the 2016 NFL Draft...Waived by the Buccaneers on Nov. 11, 2019...Claimed off waivers by the Houston Texans on Nov. 13, 2019.

2019 (Tampa Bay 9/9; Houston 0/0):

- ✦ Played in nine games (nine starts) with the Buccaneers to start the season, totaling 40 tackles (36 solo), one interception returned for a touchdown, four passes defended and one fumble recovery before being waived by the Buccaneers and claimed by the Texans in Week 11
- ✦ Inactive in Week 11
- ✦ Led the team with a single-game career-high 12 total tackles (11 solo) and added one pass defended at Carolina (9/12)
- ✦ Notched his second career interception in the season opener vs. San Francisco (9/8), picking off 49ers QB Jimmy Garoppolo and returning it 15 yards for his first career touchdown

2018 (Tampa Bay 1/1):

- ✦ Started in the season opener at New Orleans (9/9) and recorded seven total tackles (six solo), one pass defended and one forced fumble before suffering a season-ending injury and spending the rest of the season on the Reserve/Injured list

2017 (Tampa Bay 9/8):

- ✦ Played in nine games (eight starts) with the Buccaneers and finished with 42 total tackles (37 solo), five passes defended and one tackle for loss before being placed on the Reserve/Injured list prior to Week 16
- ✦ Tallied six total tackles (five solo) and two passes defended vs. Carolina (10/29), notching back-to-back games with multiple passes defended for the first time in his career
- ✦ Posted one solo tackle and two passes defended at Buffalo (10/22), his third career game with multiple passes defended
- ✦ Tied for the team lead with a season-high nine total tackles (nine solo) and added one pass defended vs. the N.Y. Giants (10/1)

2016 (Tampa Bay 16/16):

- ✦ Started in all 16 games for the Buccaneers as a rookie in 2016, totaling 76 tackles (68 solo), one interception, nine passes defended, three tackles for loss and one forced

- fumble. Also returned five punts for 29 yards (5.8 avg.)
- ✦ His 76 tackles ranked fourth on the team and his nine passes defended were tied for third
- ✦ Earned 2016 PFWA All-Rookie Team honors
- ✦ Posted six total tackles (six solo), one forced fumble and tied for first on the team with two passes defended at New Orleans (12/24), his second career game with multiple passes defended
- ✦ Registered his first career interception vs. New Orleans (12/11), picking off Saints QB Drew Brees in the second quarter. He also added three solo tackles and a pass defended in the game
- ✦ Logged seven total tackles (six solo) at San Diego (12/4), which tied for the team lead. Also deflected a pass from Chargers QB Philip Rivers that was intercepted by ILB Lavonte David and returned 15 yards for a touchdown
- ✦ Tied for second-most on the team with a season-high eight total tackles and notched his first career game with multiple passes defended (2) vs. Oakland (10/30)
- ✦ Started in his NFL debut at Atlanta (9/11) and recorded two total tackles (one solo)

COLLEGE:

- ✦ Played three seasons (2013-15) at the University of Florida in Gainesville, Fla., where he saw action in 37 career games (35 starts) for the Gators
- ✦ Finished his collegiate career with 121 total tackles, three tackles for loss, 28 passes defended, nine interceptions, two fumble recoveries and one forced fumble
- ✦ Earned first team All-SEC honors in all three years at Florida (2013-15), including unanimous selections in 2014 and 2015
- ✦ Semifinalist for the Chuck Bednarik Award in both 2014 and 2015, the award given to the best defensive player in the country
- ✦ Named a unanimous All-American in 2015 and was one of three finalists for the Jim Thorpe award

PERSONAL:

- ✦ Attended Paul R. Wharton High School in Tampa, Fla., where he earned the National Defensive Player of the Year award at the 58th Touchdown Club of Columbus awards ceremony
- ✦ Named All-Western Conference, All-Hillsborough, All-Suncoast, all-state, Class 8A Defensive Player of the Year and the Guy Toph Award winner as Hillsborough County's top senior football player in 2012

TEXANS BIOS

✎ Chosen as the Tampa Bay Times' All-Hillsborough Defensive Player of the Year and a USA Today first-team All-American

✎ His father, Vernon Hargreaves Jr. played collegiate football at the University of Connecticut and

VERNON HARGREAVES III'S NFL REGULAR SEASON DEFENSIVE STATISTICS

DATE TEAM	GP GS	TK	S	A	TACKLES					QBH	INTERCEPTIONS					FUMBLES			ST					MISC		
					TFL	YDS	SK	YDS			NO	YDS	LG	TD	PD	FF	FR	YDS	TK	S	A	FF	FR	S	A	
2016 Buccaneers	16 16	76	68	8	3	2	0.0	0.0		0	1	0	0	0	9	1	0	0	0	0	0	0	0	0	0	0
2017 Buccaneers	9 8	42	37	5	1	5	0.0	0.0		0	0	0	0	0	5	0	0	0	0	0	0	0	0	0	0	0
2018 Buccaneers	1 1	7	6	1	0	0	0.0	0.0		0	0	0	0	0	1	1	0	0	0	0	0	0	0	0	0	0
2019 Buccaneers	9 9	40	36	4	0	0	0.0	0.0		0	1	15	15t	1	4	0	1	2	0	0	0	0	0	0	0	0
2019 Texans	0 0	0	0	0	0	0	0.0	0.0		0	0	0	0	0	0	0	0	0	0	0	0	0	0	0	0	0
2019 TOTAL	9 9	40	36	4	0	0	0.0	0.0		0	1	15	15T	1	4	0	1	2	0	0	0	0	0	0	0	0
NFL TOTALS	35 34	165	147	18	4	7	0.0	0.0		0	2	15	15t	1	19	2	1	2	0	0	0	0	0	0	0	0

SINGLE-GAME HIGHS: DEFENSIVE

Total Tackles	12 at Carolina Panthers, Sep 12, 2019	Tackles For Loss	1 vs. New England Patriots, Oct 05, 2017 ...3 more at 1.
Passes Defensed	2 vs. Carolina Panthers, Oct 29, 2017 ...3 more at 2.	Interceptions	1 vs. San Francisco 49ers, Sep 08, 2019 ...1 more at 1.
Forced Fumbles	1 at New Orleans Saints, Sep 09, 2018 ...1 more at 1.	Interception Return Yards	15 vs. San Francisco 49ers, Sep 08, 2019
Fumble Recoveries	1 at Tennessee Titans, Oct 27, 2019		

2018 GAME-BY-GAME REGULAR SEASON STATISTICS (BUCCANEERS)

		TACKLES								INTERCEPTIONS						FUMBLES			ST					MISC			
W	DATE	OPPONENT	TK	S	A	SK	YDS	TFL	YDS	QBH	NO	YDS	LG	TD	PD	FF	FR	YDS	TK	S	A	FF	FR	S	A	W/L	SCORE
01	09/09	at Saints	S	7	6	1	0.0	0.0	0	0	0	0	0	0	1	1	0	0	0	0	0	0	0	0	0	W	48-40
02	09/16	Eagles										DID NOT PLAY														W	27-21
03	09/24	Steelers										DID NOT PLAY														L	27-30
04	09/30	at Bears										DID NOT PLAY														L	10-48
2018 TOTALS		1-1	7	6	1	0.0	0.0	0	0	0	0	0	0	0	1	1	0	0	0	0	0	0	0	0	0	2-2	

2019 GAME-BY-GAME REGULAR SEASON STATISTICS (BUCCANEERS/TEXANS)

		TACKLES									INTERCEPTIONS						FUMBLES			ST					MISC			
W	DATE	OPPONENT	TK	S	A	SK	YDS	TFL	YDS	QBH	NO	YDS	LG	TD	PD	FF	FR	YDS	TK	S	A	FF	FR	S	A	W/L	SCORE	
01	09/08	49ers	S	3	2	1	0.0	0.0	0	0	0	15	15	1	1	0	0	0	0	0	0	0	0	0	0	L	17-31	
02	09/12	at Panthers	S	12	11	1	0.0	0.0	0	0	0	0	0	0	1	0	0	0	0	0	0	0	0	0	0	W	20-14	
03	09/22	Giants	S	1	1	0	0.0	0.0	0	0	0	0	0	0	0	0	0	0	0	0	0	0	0	0	0	L	31-32	
04	09/29	at Rams	S	2	2	0	0.0	0.0	0	0	0	0	0	0	0	0	0	0	0	0	0	0	0	0	0	W	55-40	
05	10/06	at Saints	S	5	5	0	0.0	0.0	0	0	0	0	0	0	0	0	0	0	0	0	0	0	0	0	0	L	24-31	
06	10/13	Panthers	S	5	5	0	0.0	0.0	0	0	0	0	0	0	0	0	0	0	0	0	0	0	0	0	0	L	26-37	
08	10/27	at Titans	S	5	4	1	0.0	0.0	0	0	0	0	0	0	1	0	1	2	0	0	0	0	0	0	0	L	23-27	
09	11/03	at Seahawks	S	5	4	1	0.0	0.0	0	0	0	0	0	0	0	0	0	0	0	0	0	0	0	0	0	L	34-40+	
10	11/10	Cardinals	S	2	2	0	0.0	0.0	0	0	0	0	0	0	1	0	0	0	0	0	0	0	0	0	0	W	30-27	
Went from Buccaneers to Texans .																												
11	11/17	at Ravens		INACTIVE																							L	7-41
2019 TOTALS		9-9	40	36	4	0.0	0.0	0	0	0	1	15	15t	1	4	0	1	2	0	0	0	0	0	0	0	3-7		

+ - Overtime



JOEL HEATH

DEFENSIVE END

6-6 | 302 | MICHIGAN STATE

HOMETOWN: CINCINNATI, OHIO | AGE: 26

4TH NFL SEASON | 4TH WITH TEXANS | ACQUIRED: CFA-'16

CAREER GP/GS (POST): 30/15 (2/0)

TEAMS: HOU '16-'19



93

TRANSACTIONS: Signed by the Houston Texans as a college free agent on May 6, 2016...Re-signed by the Texans on March 11, 2019...Released by the Texans on Aug. 31, 2019...Signed by the Texans on Nov. 11, 2019.

2019 (Houston 0/0):

- Spent the preseason with the Texans, but was released prior to the start of the season
- Re-signed by the Texans prior to Week 11
- Inactive in Week 11

2018 (Houston 5/0; 0/0):

- Notched two solo tackles in five regular season games
- Inactive Week 1 at New England (9/9)
- Made his season debut as a reserve defensive lineman at Tennessee (9/16)
- Inactive Week 3 vs. the N.Y. Giants (9/23)
- Recorded one solo stop at Indianapolis (9/30)
- Contributed on defense as a reserve defensive lineman vs. Dallas (10/7)
- Recorded one total tackle (one solo) vs. Buffalo (10/14)
- Inactive Week 7 at Jacksonville (10/21)
- Contributed on special teams vs. Miami (10/25)
- Inactive Weeks 9-17
- Inactive in the Wild Card Round vs. Indianapolis (1/5)

2017 (Houston 13/9):

- Recorded 24 total tackles (17 solo), 1.0 sack, one tackle for loss and one quarterback hit in 13 games
- Started Weeks 1-4 at defensive end and posted four total tackles through the first quarter of the season
- Tallied four total tackles and produced his first sack of the season vs. Kansas City (10/8)
- Returned from injury to start his sixth game of the season and produced a pair of tackles vs. Arizona (11/19)
- Made one tackle at Baltimore (11/27)
- Started his eighth game of the season and tallied one solo tackle at Tennessee (12/3)
- Tallied three total tackles vs. San Francisco (12/10)
- Made a career-high five total tackles at Jacksonville (12/17)
- Logged his ninth start of the season and registered two total tackles vs. Pittsburgh (12/25)

2016 (Houston 12/6, 2/0):

- Compiled eight total tackles (five solo), 2.0 sacks, four

quarterback hits and two tackles for loss in 12 games played

- Inactive for Weeks 1-2
- Made his regular season NFL debut and contributed with one tackle at New England (9/22) in Week 3
- Inactive for Week 4 vs. Tennessee (10/2)
- Played 17 snaps on defense and made one solo tackle at Minnesota (10/9) in Week 5
- Inactive for Week 7 at Denver (10/24)
- Made his first career start at Oakland (11/21) in Week 11
- Started at defensive end and logged one tackle and his first career quarterback hit vs. San Diego (10/27) in Week 12
- Became the first undrafted rookie and sixth overall rookie in franchise history (first since OLB Whitney Mercilus in 2012) with 2.0 sacks in a game when he brought down Titans QB Matt Cassel in the first and fourth quarters at Tennessee (1/1/17) in Week 17
- His 2.0-sack game at Tennessee (1/1/17) made him the only undrafted rookie in the NFL to accomplish the feat in 2016 and made him just the 35th player in league history to do so since sacks became an official statistic in 1982
- Made two solo tackles in his first career postseason game vs. Oakland (1/7/17) in the AFC Wild Card round

COLLEGE:

- Played four seasons (2012-15) at Michigan State University in East Lansing, Mich. after redshirting the 2011 campaign
- Three-year letterwinner played in 39 career games, including 24 starts for the Spartans
- Two-year starter on the defensive line (2014-15)
- Had 60 career total tackles, including 10.5 for losses and 4.5 sacks
- Named honorable mention All-Big Ten (media) as a senior in 2015 after recording a career-high 31 total tackles, including 5.5 for losses (26 yards) and 2.0 sacks (11 yards)
- Earned his bachelor's degree in interdisciplinary studies in social science in Dec. 2015
- Collected six tackles in two bowl games (2015 Cotton, 2015 College Football Playoff Semifinal at Cotton Bowl)
- Had a productive game in the 2015 Cotton Bowl Classic win over No. 4 Baylor, tallying three stops

PERSONAL:

- Attended Mount Healthy Jr/Sr High School in Cincinnati
- Represented the Ohio All-Stars in the June 2011 Big 33

TEXANS BIOS

- Classic in Hershey, Pa.
- Rated among the nation's top defensive ends by Scout.com (No. 26)
- Named to SuperPrep's and PrepStar's All-Midwest Teams
- Ranked among Ohio's top seniors by Rivals.com (No. 49)
- Three-year starter for Coach Arvie Crouch
- Two-time first-team All-Ohio (Division II) selection by the Associated Press
- Named AP All-Ohio Division II Co-Defensive Player of the Year as a senior

- Two-time first-team AP Southwest All-District pick
- Selected AP Southwest All-District Defensive Player of the Year in 2010
- Two-time first-team all-conference choice
- Voted Fort Ancient Valley Conference Co-Athlete of the Year as a senior
- Named to Cincinnati Enquirer's All-Area (Division II-VI) Team as a junior
- Recorded 41 tackles (22 solos, 19 assists) in 2009, finishing third in the conference with 6.5 sacks

JOEL HEATH'S NFL REGULAR SEASON DEFENSIVE STATISTICS

DATE	TEAM	GP	GS	TACKLES							INTERCEPTIONS							FUMBLES			ST					MISC	
				TK	S	A	TFL	YDS	SK	YDS	QBH	NO	YDS	LG	TD	PD	FF	FR	YDS	TK	S	A	FF	FR	S	A	
2016	Texans	12	6	8	5	3	2	11	2.0	11.0	4	0	0	0	0	0	0	0	0	0	0	0	0	0	0	0	
2017	Texans	13	9	24	17	7	1	1	1.0	1.0	1	0	0	0	0	0	0	0	0	0	0	0	0	0	0	0	
2018	Texans	5	0	2	2	0	0	0	0.0	0.0	0	0	0	0	0	0	0	0	0	0	0	0	0	0	0	0	
2019	Texans	0	0	0	0	0	0	0	0.0	0.0	0	0	0	0	0	0	0	0	0	0	0	0	0	0	0	0	
NFL TOTALS		30	15	34	24	10	3	12	3.0	12.0	5	0	0	0	0	0	0	0	0	0	0	0	0	0	0	0	

JOEL HEATH'S NFL POSTSEASON DEFENSIVE STATISTICS

DATE	TEAM	GP	GS	TACKLES							INTERCEPTIONS					FUMBLES			ST					MISC	
				TK	S	A	TFL	YDS	SK	YDS	QBH	NO	YDS	LG	TD	PD	FF	FR	YDS	TK	S	A	FF	FR	S
2016	Texans	2	0	2	2	0	0	0	0.0	0.0	0	0	0	0	0	0	0	0	0	0	0	0	0	0	
2018	Texans	0	0	0	0	0	0	0	0.0	0.0	0	0	0	0	0	0	0	0	0	0	0	0	0	0	
NFL TOTALS		2	0	2	2	0	0	0	0.0	0.0	0	0	0	0	0	0	0	0	0	0	0	0	0	0	

SINGLE-GAME HIGHS: DEFENSIVE

Total Tackles 5 at Jacksonville Jaguars, Dec 17, 2017 **Tackles For Loss** 2 at Tennessee Titans, Jan 01, 2017
Sacks 2.0 at Tennessee Titans, Jan 01, 2017

SINGLE-GAME HIGHS - POSTSEASON: DEFENSIVE

Total Tackles 2 vs. Oakland Raiders, Jan 07, 2017

TEXANS BIOS

2018 GAME-BY-GAME REGULAR SEASON STATISTICS (TEXANS)

			TACKLES								INTERCEPTIONS					FUMBLES			ST					MISC			
W	DATE	OPPONENT	TK	S	A	SK	YDS	TFL	YDS	QBH	NO	YDS	LG	TD	PD	FF	FR	YDS	TK	S	A	FF	FR	S	A	W/L	SCORE
01	09/09	at Patriots										INACTIVE														L	20-27
02	09/16	at Titans	P	0	0	0	0.0	0.0	0	0	0	0	0	0	0	0	0	0	0	0	0	0	0	0	0	L	17-20
03	09/23	Giants										INACTIVE														L	22-27
04	09/30	at Colts	P	1	1	0	0.0	0.0	0	0	0	0	0	0	0	0	0	0	0	0	0	0	0	0	0	W	37-34+
05	10/07	Cowboys	P	0	0	0	0.0	0.0	0	0	0	0	0	0	0	0	0	0	0	0	0	0	0	0	0	W	19-16+
06	10/14	Bills	P	1	1	0	0.0	0.0	0	0	0	0	0	0	0	0	0	0	0	0	0	0	0	0	0	W	20-13
07	10/21	at Jaguars										INACTIVE														W	20-7
08	10/25	Dolphins	P	0	0	0	0.0	0.0	0	0	0	0	0	0	0	0	0	0	0	0	0	0	0	0	0	W	42-23
09	11/04	at Broncos										INACTIVE														W	19-17
11	11/18	at Redskins										INACTIVE														W	23-21
12	11/26	Titans										INACTIVE														W	34-17
13	12/02	Browns										INACTIVE														W	29-13
14	12/09	Colts										INACTIVE														L	21-24
15	12/15	at Jets										INACTIVE														W	29-22
16	12/23	at Eagles										INACTIVE														L	30-32
17	12/30	Jaguars										INACTIVE														W	20-3
2018 TOTALS			5-0	2	2	0	0.0	0.0	0	0	0	0	0	0	0	0	0	0	0	0	0	0	0	0	0	11-5	

+ - Overtime

2019 GAME-BY-GAME REGULAR SEASON STATISTICS (TEXANS)

2019 DATE BY DATE REGULAR SEASON STATISTICS (LEAGUE)																											
			TACKLES							INTERCEPTIONS						FUMBLES			ST					MISC			
W	DATE	OPPONENT	TK	S	A	SK	YDS	TFL	YDS	QBH	NO	YDS	LG	TD	PD	FF	FR	YDS	TK	S	A	FF	FR	S	A	W/L	SCORE
01	09/09	at Saints												NOT ON ROSTER											L	28-30	
02	09/15	Jaguars												NOT ON ROSTER											W	13-12	
03	09/22	at Chargers												NOT ON ROSTER											W	27-20	
04	09/29	Panthers												NOT ON ROSTER											L	10-16	
05	10/06	Falcons												NOT ON ROSTER											W	53-32	
06	10/13	at Chiefs												NOT ON ROSTER											W	31-24	
07	10/20	at Colts												NOT ON ROSTER											L	23-30	
08	10/27	Raiders												NOT ON ROSTER											W	27-24	
09	11/03	at Jaguars												NOT ON ROSTER											W	26-3	
11	11/17	at Ravens												INACTIVE											L	7-41	
2019 TOTALS			0	0	0	0.0	0.0	0	0	0	0	0	0	0	0	0	0	0	0	0	0	0	0	0	0	6-4	

2018 GAME-BY-GAME POSTSEASON STATISTICS (TEXANS)

			TACKLES							INTERCEPTIONS					FUMBLES			ST					MISC					
W	DATE	OPPONENT	TK	S	A	SK	YDS	TFL	YDS	QBH	NO	YDS	LG	TD	PD	FF	FR	YDS	TK	S	A	FF	FR	S	A	W/L	SCORE	
01	01/05	Colts	INACTIVE																								L	7-21
2018 TOTALS			0	0	0	0.0	0.0	0	0	0	0	0	0	0	0	0	0	0	0	0	0	0	0	0	0	0	0-1	



DEANDRE HOPKINS

WIDE RECEIVER

6-1 | 212 | CLEMSON

HOMETOWN: CLEMSON, S.C. | AGE: 27

7TH NFL SEASON | 7TH WITH TEXANS | ACQUIRED: D1-'13

2019 GP/GS: 10/10 | CAREER GP/GS (POST): 105/105 (4/4)

TEAMS: HOU '13-19



10

TRANSACTIONS: Selected by the Houston Texans with the 27th pick in the first round (27th overall) of the 2013 NFL Draft...Signed a contract extension with the Texans on Sept. 1, 2017.

HONORS:

- ✦ AP NFL All-Pro First Team (2x – 2017-18)
- ✦ AP NFL All-Pro Second Team (2015)
- ✦ Pro Bowl selection (3x – 2015, 2017-18)
- ✦ PFWA All-NFL Team (2017)
- ✦ Pro Football Focus First Team Offense (2017)
- ✦ 2013 PFWA All-Rookie Team (2013)
- ✦ 2013 Texans Rookie of the Year (2013)
- ✦ NFL Offensive Rookie of the Month (Sept. 2013)
- ✦ AFC Offensive Player of the Week (Week 6, 2015)

CAREER:

- ✦ Ranks second in franchise history with 8,182 yards receiving, 51 receiving touchdowns and 603 career receptions
- ✦ At 27 years, 5 months and 12 days old, became the second-youngest player in NFL history to record 600 career receptions, only behind Larry Fitzgerald (27 years, 3 months, 20 days)
- ✦ Became the third-youngest player in NFL history to reach 8,000 career receiving yards (27 years, 4 months, 22 days old). Only Larry Fitzgerald (27 years, 3 months, 20 days old) and Randy Moss (26 years, 9 months, 25 days old) accomplished the feat at a younger age
- ✦ At 26 years, six months and three days, became the second-youngest player in NFL history to reach 7,000 career receiving yards behind only Larry Fitzgerald (26 years, three months, 20 days)
- ✦ At 26 years, six months and nine days, became the second-youngest player in NFL history to reach 500 career receptions behind only Larry Fitzgerald (26 years, two months, 29 days)
- ✦ Joined Randy Moss as the only wide receivers to record at least 500 receptions, 7,400 yards and 47 touchdowns through a player's first six seasons in NFL history
- ✦ Became the third-youngest wide receiver in NFL history to reach 5,000 career receiving yards at 25 years, four months and 24 days old (behind only Randy Moss and Larry Fitzgerald) and the second-youngest wide receiver in NFL history to 350 receptions at 25 years, four months and three days old (behind only Fitzgerald)
- ✦ Reached 400 receptions at 25 years, six months and five days old as the second-youngest wide receiver in NFL

history (behind only Larry Fitzgerald)

- ✦ At 23 years, 169 days old, was the third-youngest player in NFL history to reach 200 career receptions and 3,000 career receiving yards, behind only WR Larry Fitzgerald (23 years, 108 days) and WR David Boston (23 years, 126 days)
- ✦ Only the third wide receiver in NFL history at age 23-or-younger with 1,400 receiving yards and 11 receiving touchdowns in a season (Isaac Bruce, Randy Moss)
- ✦ Recorded a reception in his first 104 career games, the longest streak to start a Texans career, the longest active streak in the NFL to start a career and the seventh-longest streak of games to start a career in the Super Bowl era.
- ✦ Became the second player under the age of 24 to amass 3,500 career receiving yards (Randy Moss)
- ✦ At 26 years, three months and 10 days, became the third-youngest player in NFL history to reach 6,000 career receiving yards behind only Randy Moss (25 years, eight months, 27 days) and Larry Fitzgerald (26 years, 0 months, 13 days)
- ✦ Logged 81 receptions through 11 games in 2015, which was the most by any player 23-or-younger in NFL history
- ✦ Became the first player in NFL history with at least nine catches and 145 receiving yards in three consecutive games (Weeks 4-6, 2015)
- ✦ Has 28 100-yard games in his career, which is second-most in franchise history and second-most 100-yard receiving games in the first seven years of a player's career in franchise history
- ✦ Set single-season franchise records for touchdown receptions (13) and games with at least one touchdown reception (10) in the 2017 season
- ✦ Currently the Texans all-time leader in yards per reception at 13.6
- ✦ Owns the third-most career receiving yards (201) in Texans postseason history
- ✦ Passed WR Andre Johnson (3,953 from 2003-06) for the most receiving yards by a Texans player in the first four seasons of his career, vs. Detroit (10/30/16)
- ✦ Passed Andre Johnson (311 from 2003-06) for the most receptions (312) in the first four years of a player's career in Texans history, at Tennessee (1/1/17)
- ✦ Passed WR Andre Johnson for the most receptions (239), receiving yards (3,533), receiving touchdowns (19) and 100-yard receiving games (11) in a player's first three seasons in franchise history
- ✦ The 25th player in NFL history to amass 2,000 yards

receiving through his first two seasons

- ✦ Became the second player in franchise history to eclipse the 1,000-yard mark in 2014 (WR Andre Johnson 2004, 06, 2008-10, 2012-13). Accomplished the feat vs. Tennessee (11/30/14) in the 12th game of the season
- ✦ Reached 1,000 career yards receiving in his 19th game
- ✦ Reached 2,000 career yards receiving in his 31st game. The second youngest (22 years, 198 days) player in NFL history to reach 2,000 yards
- ✦ Became the fastest player in team history to reach 3,000 receiving yards, doing so in his 42nd career game. The previous record was held by Andre Johnson (48 games)
- ✦ Reached 100 career catches in his 27th game
- ✦ Became the fastest player in team history to reach 200 receptions, doing so in his 42nd career game. The previous record was held by WR Andre Johnson (43 games)
- ✦ Became the first player in team history to accumulate 1,000 receiving yards in the first 10 games of a season (2015)
- ✦ Had a career-high 238 yards vs. Tennessee (11/30/14), which was the fourth 200-yard receiving game in franchise history. Averaged 26.4 yards per reception, which was the highest single-game average for a player with at least five receptions in franchise history
- ✦ Registered six 100-yard games in 2015 tied for the second-most in a season in franchise history
- ✦ Recorded a streak of four consecutive 100-yard receiving games from Week 3 to 6 in 2015, which is tied for the longest in franchise history
- ✦ Became the second player in franchise history to record a 100-catch season in 2015
- ✦ In 2015, set single-season career highs in receptions (111), receiving yards (1,521), receiving touchdowns (11) and 100-yard receiving games (six). Ranked third in the NFL in receptions and receiving yards and tied for seventh in receiving touchdowns
- ✦ Finished the 2015 regular season with the third-most receptions (111), fourth-most receiving yards (1,521) and the second-most receiving touchdowns (11) in a single season in franchise history

2019 (Houston 10/10):

- ✦ Finished with a game-high 80 receiving yards on seven receptions (11.4 avg.) at Baltimore (11/17). Became the first player in Texans history to record seven-or-more receptions in six-straight games and joined Michael Thomas (active) and Adam Thielen (2018) as the only players in the NFL to record at least seven receptions in six-straight games since 2016
- ✦ Tallied 48 receiving yards and one touchdown on eight receptions (6.0 avg.) in the win over Jacksonville at Wembley Stadium in London (11/3). Has recorded at least five receptions in every game this season and 12 games in a row dating back to Week 15 of the 2018 season, which marks the second-longest active streak in the NFL (Michael Thomas, 13) and ties his own record for the longest streak in franchise history (12 consecutive games in 2015)
- ✦ Notched 109 receiving yards on a season-high 11 receptions (9.9 avg.) vs. Oakland (10/27). Posted his second-consecutive 100-yard performance and the 28th of his career. Tallied nine receptions for the third-

consecutive game and has recorded at least five receptions in 11-straight games, which is the second-longest active streak

- ✦ Finished with a team-high 106 receiving yards and one touchdown on nine receptions (11.8 avg.) at Indianapolis (10/20), notching his second 100-yard performance this season and the 27th of his career. Has recorded at least five receptions in every game this season and 10 games in a row dating back to Week 15 of the 2018 season, which marks the second-longest active streak in the NFL (**Michael Thomas, 11**)
- ✦ Finished with 55 receiving yards on a season-high nine receptions (6.1 avg.) at Kansas City (10/13). Caught a two-point conversion attempt from QB Deshaun Watson in the fourth quarter to extend the lead to 31-24. Has recorded at least five receptions in every game this season and nine games in a row dating back to Week 15 of the 2018 season, which marks the second-longest active streak in the NFL (Michael Thomas, 11)
- ✦ Registered seven receptions for 88 receiving yards (12.6 avg.) vs. Atlanta (10/6). Appeared in his 100th career game with the Texans, becoming only the 14th player in franchise history to do so.
- ✦ Led the team with 41 receiving yards on five receptions (8.2 avg.) vs. Carolina (9/29), and now owns the ninth-most receptions (552) and 13th-most receiving yards (7,696) through 99 games in NFL history
- ✦ Hauled in six receptions for 67 yards (11.2 avg.) in the Week 3 win over the L.A. Chargers (9/22). Now owns the eighth most receptions (547) and 13th-most receiving yards (7,655) through 98 games in NFL history
- ✦ Tied for the team lead with 40 receiving yards on five receptions (8.0 avg.) in the win vs. Jacksonville (9/15)
- ✦ Led the team in receiving with 111 yards and two touchdowns on eight catches (13.9 avg.) in the season opener at New Orleans (9/9). Registered at least 100 receiving yards for a fourth-consecutive game for the first time since Weeks 3-6 of the 2015 season, which ties for the longest streak of games with 100-or-more receiving yards in his NFL career

2018 (Houston 16/16; 1/1):

- ✦ Set career highs in receptions (115) and receiving yards (1,572) and finished with the second-most touchdowns in a season (11)
- ✦ Tied Andre Johnson for the most receptions (115) in a single season in franchise history
- ✦ Earned AP All-Pro First Team honors for a second-consecutive season
- ✦ Selected to his third-career and second-consecutive Pro Bowl
- ✦ Finished with a team-high 78 yards receiving on eight catches (9.8 avg.) at New England (9/9) extending his streak to 10 consecutive games with 60-or-more scrimmage yards, dating back to Week 8 of 2017
- ✦ Recorded 110 yards receiving and one touchdown on six receptions (18.3 avg.) at Tennessee (9/16)
- ✦ At 26 years, three months and 10 days, became the third-youngest player in NFL history to reach 6,000 receiving yards behind only Randy Moss (25 years, eight months, 27 days) and Larry Fitzgerald (26 years, 0 months, 13 days)
- ✦ Finished second on the team with 86 receiving yards on four receptions (14.3 avg.) vs. the N.Y. Giants (9/23).

Extended his streak to 12 consecutive games with 60-or-more yards from scrimmage, dating back to Week 8 of the 2017 season, which is the longest active streak in the NFL

- ✦ Led the team with 169 yards on 10 receptions (16.9 avg.) and one touchdown at Indianapolis (9/30). His 24-yard reception in overtime set up a game-winning 37-yard field goal by K Ka'imi Fairbairn
- ✦ Recorded a team-high 151 receiving yards on nine receptions (16.8 avg.) and notched his first career pass defended on the Cowboys' Hail Mary play as time expired in regulation vs. Dallas (10/7). Tied Andre Johnson (six) for the most receptions of 25-plus yards through Week 5 of a season in franchise history
- ✦ Registered a team-high 63 yards receiving on five receptions (12.6 avg.) and one touchdown vs. Buffalo (10/14)
- ✦ Recorded three receptions for 50 yards (16.7 avg.) and one touchdown at Jacksonville (10/21). Caught his 40th career touchdown, becoming the fastest player in franchise history to reach 40 career touchdowns in his 86th career game, passing Andre Johnson (99 games)
- ✦ Finished with a team-high six receptions for 82 yards (13.7 avg.) and two touchdowns vs. Miami (10/25). Has tallied 13 touchdown receptions in 15 games played with QB Deshaun Watson
- ✦ Tallied 10 receptions for 105 yards (10.5 avg.) and one touchdown at Denver (11/4). Extended his streak to 18 consecutive games with at least 50 yards receiving, which is the longest streak in franchise history and tied Jerry Rice and Warren Wells (18) for the fourth-longest streak in NFL history. Has tallied 14 touchdown receptions in 16 games played with QB Deshaun Watson and broke his own franchise record for the most receiving yards (870 in 2015) through the first nine games of a season in franchise history
- ✦ Caught five passes for 56 yards (11.2 avg.) and one touchdown at Washington (11/18). Tied his own franchise record for the most consecutive games with one touchdown (five) and has recorded 15 touchdown receptions in 17 games played with QB Deshaun Watson
- ✦ Tallied a team-high five receptions for 74 yards (14.8 avg.) vs. Tennessee (11/26)
- ✦ Recorded seven receptions for 91 yards (13.0 avg.) vs. Cleveland (12/2)
- ✦ Finished with four receptions for 36 yards (9.0 avg.) and one touchdown vs. Indianapolis (12/9). Recorded the 29th receiving touchdown at home in his career, which is the second-most in the NFL over that span behind only Steelers WR Antonio Brown
- ✦ Recorded 10 receptions for a season-high 170 yards (17.0 avg.) and two touchdowns at the N.Y. Jets (12/15). At 26 years, six months and three days, became the second-youngest player in NFL history to reach 7,000 career receiving yards behind only Larry Fitzgerald (26 years, three months, 20 days)
- ✦ Finished with nine receptions for 104 yards (11.6 avg.) at Philadelphia (12/23). Eclipsed 100 receptions in a season for the second time in his career (111 in 2015)
- ✦ Caught a single-game career-high 12 passes for 147 receiving yards (12.3 avg.) vs. Jacksonville (12/30). Recorded at least 100 yards in three consecutive games for the first time since Weeks 4-6 of the 2015 season. Joined Jerry Rice, Marvin Harrison and Brandon Marshall

as the only receivers to record at least 100 receptions, 1,500 yards and 11 touchdowns in multiple seasons in NFL history

- ✦ Notched five receptions for 37 yards (7.4 avg.) in the Wild Card Round vs. Indianapolis (1/5)

2017 (Houston 15/15):

- ✦ Earned AP NFL All-Pro First Team, PFWA All-NFL Team and Pro Football Focus First Team Offense honors
- ✦ Named a starter in his second Pro Bowl appearance
- ✦ Caught 96 passes for 1,378 yards and 13 touchdowns in 15 games played
- ✦ Led the NFL in receiving touchdowns with a single-season franchise-record and single-season career-high 13
- ✦ Caught a touchdown in an NFL-high and franchise-record 10 different games and tied for the second-most games with two-or-more receiving touchdowns in the NFL (two)
- ✦ Ranked first in the NFL among wide receivers and third among all non-kickers in points scored with a single-season career-high 78
- ✦ Scored a receiving touchdown in five straight games, becoming the first player in franchise history to do so and one of two players (Robbie Anderson) in the NFL to do so in 2017
- ✦ Became the first player in team history with a touchdown reception in eight straight home games and the only player in the NFL to score a rushing or receiving touchdown in every home game in 2017
- ✦ Caught seven passes for the third straight game and tallied 76 yards at New England (9/24)
- ✦ Posted four receptions for 52 yards and a career-best three touchdown receptions vs. Kansas City (10/8). He became the second player in team history with three-or-more touchdown receptions in a single game and passed Kevin Walter (25) for the fifth most touchdowns in franchise history
- ✦ Caught eight passes for 224 yards and one touchdown at Seattle (10/29). The 224 receiving yards was the second-most in the NFL and second-most in his career. Became the only player in team history to catch six touchdowns in a four-game span. The 10th player in NFL history to notch 224-or-more yards and a touchdown in a game on two separate occasions and topped 5,000 receiving yards for his career
- ✦ Finished with a game-high seven receptions for a game-high 125 yards (17.9 yards per reception average) at Baltimore (11/27). With the performance, became the fourth NFL player to top 1,000 receiving yards on the season, tied Andre Johnson (2003-07) for the most 100-yard games through a player's first five seasons in team history (17), passed Owen Daniels (385) for the second-most receptions in team history,
- ✦ Registered a season-high 11 receptions for 149 yards and two touchdowns vs. San Francisco (12/10). Recorded his 11th receiving touchdown of the year. Posted his 18th career game with 100-or-more receiving yards, the most in a player's first five seasons in franchise history, and continued his streak of scoring in every home game (seven). Since entering the league in 2013, he has 24 receiving touchdowns in home games, tied for the fourth-most in that span, and had 10 touchdowns in home games, which is tied for the most in a single season since he entered the league in 2013

- ✦ Finished with four receptions for 65 yards and one touchdown vs. Pittsburgh (12/25), increasing his NFL lead and franchise records to 13 receiving touchdowns and 10 games with one-or-more receiving touchdowns. Became the first player in franchise history to produce a touchdown reception in eight straight home games and has produced 55-or-more scrimmage yards in nine straight games to become the only receiver to string together such a streak in the NFL

2016 (Houston 16/16, 2/2):

- ✦ Compiled 954 yards on 78 receptions and four touchdowns in 16 games played
- ✦ Finished tied for second in the NFL in third-down receptions (28), tied for 24th in receptions (78) and 29th in receiving yards (954)
- ✦ Led the team in receptions, receiving yards and tied for the lead in touchdowns
- ✦ Passed Andre Johnson (3,953 from 2003-06) for the most receiving yards by a Texans player in the first four seasons of his career, vs. Detroit (10/30)
- ✦ Surpassed 4,000 receiving yards for his career with a team-high five receptions for 48 yards at Jacksonville (11/13) in Week 10
- ✦ Led the team with five receptions for 67 yards and his first career postseason touchdown vs. Oakland (1/7/17) in the AFC Wild Card round
- ✦ Posted team highs of six receptions for 65 yards at New England (1/14/17) in the AFC Divisional round

2015 (Houston 16/16, 1/1):

- ✦ Earned Pro Bowl and Associated Press NFL All-Pro Second Team honors after starting all 16 games and recording 111 receptions, 1,521 yards, six 100-yard receiving games and 11 receiving touchdowns
- ✦ Ranked third in the NFL in receptions and yards and tied for seventh in receiving touchdowns
- ✦ Passed WR Andre Johnson for the most receptions (239), receiving yards (3,533), receiving touchdowns (19) and 100-yard receiving games (11) in a player's first three seasons in franchise history
- ✦ Led both teams with 98 receiving yards and two receiving touchdowns on nine receptions vs. Kansas City (9/13). Scored 14 total points (two receiving touchdowns, one two-point conversion), which was the second-highest single-game total by a wide receiver in team history
- ✦ Recorded 157 receiving yards with nine receptions at Atlanta (10/4). Posted back-to-back 100-yard receiving games for the first time in his career (Weeks 3-4)
- ✦ Led the team with a career-high 11 catches for 169 yards and posted his first career game with 10-or-more receptions vs. Indianapolis (10/8)
- ✦ Caught 10 passes for 148 yards and two touchdowns at Jacksonville (10/18). Recorded his fourth consecutive 100-yard receiving game, which tied the franchise record (WR Andre Johnson, 2008). Became the first player in NFL history with at least nine catches and 145 receiving yards in three consecutive games (Weeks 4-6). Had the second-most receptions (52) and fourth-most yards (726) through six games in NFL history. Second player in team history with back-to-back games with 10 catches
- ✦ Passed WR Andre Johnson (35 in 2006) for the second-most receptions in a single October in Texans history.

Finished the month with 36 receptions for 524 yards and two touchdowns. His receiving yards totals also ranked as the second-most in October in team history

- ✦ At 23 years, 169 days old, became the third-youngest player in NFL history to reach 200 career receptions and 3,000 career receiving yards, behind only WR Larry Fitzgerald (23 years, 108 days) and WR David Boston (23 years, 126 days)
- ✦ Became the fastest player in team history to reach 200 receptions and 3,000 receiving yards, doing so in his 42nd career game. The previous records were held by WR Andre Johnson (43 and 48 games respectively)
- ✦ Became the first player in team history to accumulate 1,000 receiving yards in the first 10 games of a season
- ✦ Notched his 10th career 100-yard receiving game, passing WR Andre Johnson (nine) for the most 100-yard receiving games in a player's first three seasons in team history
- ✦ Tied TE Owen Daniels (four) for the second-most career multiple-touchdown games in Texans history
- ✦ Tied WR Andre Johnson (three in 2009) for the most multiple-touchdown games in a single season in team history
- ✦ Caught three passes for 52 yards (17.3 avg.), including a long of 40 yards, vs. New England (12/13). Set a single-season career high in receiving yards, surpassing his previous high of 1,210 receiving yards in 2014
- ✦ Became just the third wide receiver in NFL history at age 23-or-younger with 1,400 receiving yards and 11 receiving touchdowns in a season (WR Isaac Bruce, WR Randy Moss)
- ✦ In his first career playoff start, led the team with six receptions for 69 yards in the AFC Wild Card game vs. Kansas City (1/9/16). His receiving yardage total ranked as the sixth-highest mark in a postseason game in Texans history, while his reception total ranked seventh

2014 (Houston 16/16):

- ✦ Named a Pro Bowl alternate after becoming the second player in franchise history to eclipse the 1,000-yard mark. Finished his second NFL season with 76 catches for 1,210 yards and six touchdowns
- ✦ Hauled in a career long 76-yard touchdown in the second quarter in a win vs. Washington (9/7). Finished the game with four receptions for 89 yards
- ✦ Set a career high of 238 yards receiving, two touchdowns receiving and nine receptions vs. Tennessee (11/30) in Week 13, which was the fourth 200-yard receiving game and second highest total in franchise history. Averaged 26.4 yards per reception, the highest single-game average for a player with at least five receptions in franchise history. Tied a franchise single-game record with four receptions of 25-plus yards. Became the second player in franchise history to eclipse the 1,000-yard mark in franchise history. Recorded 117 yards receiving in the first half and 121 in the second half after entering the game having not registered 100 yards receiving in any half of his career
- ✦ Caught five passes for 38 yards vs. Baltimore (12/21). Became the fifth player in franchise history with more than 2,000 receiving yards and the second-youngest (22 years, 198 days) player in NFL history to reach 2,000 yards receiving. Became the 25th player in NFL history with 2,000 yards receiving through his first two seasons

2013 (Houston 16/16):

- Started all 16 games and finished the season with 52 receptions for 802 yards (15.4 avg.), ranking second in both categories among rookies in franchise history to Andre Johnson's 66 receptions for 976 yards in 2003
- Also recorded two receiving touchdowns as a rookie
- Earned a spot on the PFWA All-Rookie Team and was voted the Texans Rookie of the Year by teammates
- Named NFL Offensive Rookie of the Month in September after finishing the month with 20 receptions for 270 yards (13.5 avg.) and a touchdown
- Made his first career start at wide receiver in his NFL debut and recorded five receptions for 66 yards (13.2 avg.) at San Diego (9/9) in Week 1
- Recorded seven receptions for 117 yards (16.7 avg.) and the game-winning touchdown in overtime vs. Tennessee (9/15) to become the youngest player in NFL history to score the game-winning touchdown in overtime at 21 years and 101 days
- Had the second-most yards receiving ever by a Texans rookie vs. Tennessee in Week 2, (WR Andre Johnson, 122 at Buffalo, 11/16/03) and tied for the second-most receptions by a rookie in franchise history
- Caught two passes for 77 yards (38.5 avg.), including a franchise-long reception by a rookie of 66 yards vs. New England (12/1) in Week 13

COLLEGE:

- Played three seasons (2010-12) at Clemson (S.C.) University
- Appeared in 39 games, starting 32 contests for the Tigers
- Had 206 receptions for 3,020 yards (14.7 avg) and 27 touchdowns, adding 32 yards on a pair of kickoff returns and 82 yards on 12 punt returns (6.8 avg), to amass 3,134 all-purpose yards, an average of 80.4 yards per game
- The only player in Clemson history with multiple 100-yard receiving performances in bowl games (105 vs. South Florida in the 2010 Meineke Car Care Bowl; 107 vs. West Virginia in the 2012 Orange Bowl; 191 yards vs. Louisiana State in the 2012 Chick-fil-A Bowl), as he tallied 32 receptions for 403 yards and three touchdowns in three postseason appearances
- His 3,020 receiving yards are the 11th-highest total by an

ACC player and second in Clemson history behind only Sammy Watkins

- His 27 touchdown grabs tied WR Herman Moore of Virginia (1988-90) and Sammy Watkins (2011-13) for ninth on the ACC all-time record chart
- Majored in community recreation, sport and camp management

PERSONAL:

- Attended D.W. Daniel High School in Central, S.C., playing football for Head Coach Randy Robinson
- Registered 57 receptions for 1,266 yards and 18 touchdowns on offense and 28 interceptions, returning five for touchdowns on defense
- Returned 11 punts for 289 yards and three touchdowns, along with two kickoff returns for 119 yards and one score as a senior
- Rated the 12th-best receiver in the nation and the state's eighth-best overall prospect by Rivals.com, and was the 14th-ranked cornerback by Scout.com and ESPN rated him the 29th-best athlete
- Super Prep's sixth-ranked athlete in the state, he received all-state first-team honors from the Charlotte Observer and The State, adding All-Southern honors from the Orlando Sentinel
- A finalist for state "Mr. Football" accolades, he was twice named All-State (defense) by the Associated Press
- Participated in the Offense-Defense All American game and the Shrine Bowl
- Two-time Seneca Daily Journal Player of the Year and Anderson Independent Player of the Year choice, in addition to receiving Class AAA All-State honors from the High School Sports Report as a junior and senior
- Added co-region player of the year recognition as a senior and was a three-time all-region pick
- Led D.W. Daniel High to a 37-4 record during his gridiron career
- Was also a four-year starter for the school's basketball team, a three-time all-state choice who tallied more than 1,300 points, 400 rebounds, 600 assists, and 200 steals in his career
- Uncle, the late Terry Smith, had 162 receptions as a Clemson Tiger from 1990-93

DEANDRE HOPKINS' NFL REGULAR SEASON RUSHING/RECEIVING STATISTICS

DATE	TEAM	GP	GS	RECEIVING				TD	RUSHING				TD
				NO.	YDS	AVG	LG		NO.	YDS.	AVG.	LG	
2013	Texans	16	16	52	802	15.4	66	2	0	0	0.0	0	0
2014	Texans	16	16	76	1,210	15.9	76t	6	0	0	0.0	0	0
2015	Texans	16	16	111	1,521	13.7	61t	11	0	0	0.0	0	0
2016	Texans	16	16	78	954	12.2	51	4	0	0	0.0	0	0
2017	Texans	15	15	96	1,378	14.4	72t	13	0	0	0.0	0	0
2018	Texans	16	16	115	1,572	13.7	49t	11	1	-7	-7.0	-7	0
2019	Texans	10	10	75	745	9.9	38	4	1	6	6.0	6	0
NFL TOTALS		105	105	603	8,182	13.6	76t	51	2	-1	-0.5	6	0

TEXANS BIOS

DEANDRE HOPKINS' NFL POSTSEASON RUSHING/RECEIVING STATISTICS

DATE	TEAM	GP	GS	RECEIVING					RUSHING				
				NO.	YDS	AVG	LG	TD	NO.	YDS.	AVG.	LG	TD
2015	Texans	1	1	6	69	11.5	17	0	0	0	0.0	0	0
2016	Texans	2	2	11	132	12.0	38	1	0	0	0.0	0	0
2018	Texans	1	1	5	37	7.4	13	0	0	0	0.0	0	0
NFL TOTALS		4	4	22	238	10.8	38	1	0	0	0.0	0	0

SINGLE-GAME HIGHS: RUSHING/RECEIVING

Rush Attempts	1 at Jacksonville Jaguars, Nov 03, 2019 ...1 more at 1.	Longest Receptions	76t vs. Washington Redskins, Sep 07, 2014
Rushing Yards	6 at Jacksonville Jaguars, Nov 03, 2019	Receiving TDs	3 vs. Kansas City Chiefs, Oct 08, 2017
Longest Runs	6 at Jacksonville Jaguars, Nov 03, 2019	All-purpose yards	238 vs. Tennessee Titans, Nov 30, 2014
Receptions	12 vs. Jacksonville Jaguars, Dec 30, 2018	Most TDs	3 vs. Kansas City Chiefs, Oct 08, 2017
Receiving Yards	238 vs. Tennessee Titans, Nov 30, 2014		

SINGLE-GAME HIGHS - POSTSEASON: RUSHING/RECEIVING

Receptions	6 at New England Patriots, Jan 14, 2017 ...1 more at 6.	Receiving TDs	1 vs. Oakland Raiders, Jan 07, 2017
Receiving Yards	69 vs. Kansas City Chiefs, Jan 09, 2016	All-purpose yards	69 vs. Kansas City Chiefs, Jan 09, 2016
Longest Receptions	38 vs. Oakland Raiders, Jan 07, 2017	Most TDs	1 vs. Oakland Raiders, Jan 07, 2017

100-YARD RECEIVING GAMES (28): REGULAR SEASON

DATE	TEAM	NO.	YDS.	AVG.	LG	TD
09/15/13	TITANS	7	117	16.7	28	1
09/21/14	at Giants	6	116	19.3	49	0
10/20/14	at Steelers	6	108	18.0	32	0
11/02/14	EAGLES	6	115	19.2	45	1
11/30/14	TITANS	9	238	26.4	58t	2
09/27/15	BUCCANEERS	8	101	12.6	29	1
10/04/15	at Falcons	9	157	17.4	28	0
10/08/15	COLTS	11	169	15.4	34	0
10/18/15	at Jaguars	10	148	14.8	29	2
11/22/15	JETS	5	118	23.6	61t	2
12/27/15	at Titans	7	117	16.7	44	1
09/18/16	CHIEFS	7	113	16.1	35	1
01/01/17	at Titans	7	123	17.6	51	0
10/01/17	TITANS	10	107	10.7	21	1
10/29/17	at Seahawks	8	224	28.0	72t	1
11/12/17	at Rams	7	111	15.9	36	0
11/27/17	at Ravens	7	125	17.9	39	0
12/10/17	49ERS	11	149	13.5	29t	2
09/16/18	at Titans	6	110	18.3	31	1
09/30/18	at Colts	10	169	16.9	30	1
10/07/18	COWBOYS	9	151	16.8	49	0
11/04/18	at Broncos	10	105	10.5	16t	1
12/15/18	at Jets	10	170	17.0	45t	2
12/23/18	at Eagles	9	104	11.6	18	0
12/30/18	JAGUARS	12	147	12.3	43	0
09/09/19	at Saints	8	111	13.9	38	2
10/20/19	at Colts	9	106	11.8	21	1
10/27/19	RAIDERS	11	109	9.9	21	0

TEXANS BIOS

2019 GAME-BY-GAME REGULAR SEASON STATISTICS (TEXANS)

W	DATE	OPPONENT	P/S	RECEIVING					RUSHING					TD	W/L	SCORE
				NO	YDS	AVG	LG	TD	NO	YDS	AVG	LG	TD			
01	09/09	at Saints	S	8	111	13.9	38	2	0	0	0.0	0	0	0	L	28-30
02	09/15	Jaguars	S	5	40	8.0	14	0	0	0	0.0	0	0	0	W	13-12
03	09/22	at Chargers	S	6	67	11.2	34	0	0	0	0.0	0	0	0	W	27-20
04	09/29	Panthers	S	5	41	8.2	14	0	0	0	0.0	0	0	0	L	10-16
05	10/06	Falcons	S	7	88	12.6	29	0	0	0	0.0	0	0	0	W	53-32
06	10/13	at Chiefs	S	9	55	6.1	18	0	0	0	0.0	0	0	0	W	31-24
07	10/20	at Colts	S	9	106	11.8	21	1	0	0	0.0	0	0	0	L	23-30
08	10/27	Raiders	S	11	109	9.9	21	0	0	0	0.0	0	0	0	W	27-24
09	11/03	at Jaguars	S	8	48	6.0	21	1	1	6	6.0	6	0	0	W	26-3
11	11/17	at Ravens	S	7	80	11.4	20	0	0	0	0.0	0	0	0	L	7-41
2019 TOTALS			10-10	75	745	9.9	38	4	1	6	6.0	6	0	6-4		



TYTUS HOWARD

TACKLE

6-5 | 322 | ALABAMA STATE

HOMETOWN: MONROEVILLE, ALA. | AGE: 23

ROOKIE | 1ST WITH TEXANS | ACQUIRED: D1-'19

2019 GP/GS: 7/7 | CAREER GP/GS: 7/7

TEAMS: HOU '19



71

TRANSACTIONS: Selected by the Houston Texans with the 23rd pick in the first round (23rd overall) of the 2019 NFL Draft.

2019 (Houston 7/7):

- Started at right tackle at Baltimore (11/17) as part of an offensive line that paved the way for a 6.1 yards per carry average
- Started at right tackle in the win over Jacksonville at Wembley Stadium in London as part of an offensive line that paved the way for 216 total rushing yards, the most rushing yards in a single game since Week 12 of the 2018 season vs. Tennessee (281) and the second most yards in a game under Head Coach Bill O'Brien (2014-19)
- Inactive for Weeks 7-8
- Started at right tackle at Kansas City (10/13) and was part of an offensive line that did not allow a sack on QB Deshaun Watson for the second-consecutive week, the first time the Texans have accomplished the feat since Weeks 1-2 of 2014
- Started at right tackle vs. Atlanta (10/6) and protected QB Deshaun Watson, helping him throw for 426 yards and five touchdowns
- Started at right tackle vs. Carolina (9/29) and played in 67-of-69 offensive snaps.
- Made his second-career start and first at right tackle, playing in 100% of offensive snaps in the Week 3 win over the L.A. Chargers (9/22)
- Started at left guard in his NFL debut vs. Jacksonville (9/15) and played in 100% of offensive snaps
- Inactive in the season opener at New Orleans (9/9)

CAREER AT ALABAMA STATE:

- Played four seasons (2015-18) at Alabama State University in Montgomery, Ala. after redshirting the 2014 campaign

- Three-year starter and three-year captain along the offensive line
- Began his career as a walk-on tight end, before transitioning to offensive line
- Grew two inches and gained more than 100 pounds over the duration of his college career

2018 (Alabama State):

- Started 10 games along the offensive line
- Earned FCS First-Team All-America honors from HERO Sports

2017 (Alabama State):

- Played and started all 11 games at tackle in 2017
- Led the team in pancakes and allowed just one sack
- Helped the hornets win five of the final six games of the season

2016 (Alabama State):

- Started in seven games along the offensive line

2015 (Alabama State):

- Appeared in eight games with six starts in 2015
- Helped the Hornets average 373.5 yards per game on offense

2014 (Alabama State):

- Redshirted the season

PERSONAL:

- Attended Monroe County High School in Monroeville, Ala.
- Played quarterback in high school and rushed for 315 yards in a single game as a senior
- Lettered in basketball in high school as well
- Majored in criminal justice at Alabama State

TEXANS BIOS

2019 GAME-BY-GAME REGULAR SEASON STATISTICS (TEXANS)

W	DATE	OPPONENT	P/S		W/L	SCORE
01	09/09	at Saints		INACTIVE	L	28-30
02	09/15	Jaguars	S		W	13-12
03	09/22	at Chargers	S		W	27-20
04	09/29	Panthers	S		L	10-16
05	10/06	Falcons	S		W	53-32
06	10/13	at Chiefs	S		W	31-24
07	10/20	at Colts		INACTIVE	L	23-30
08	10/27	Raiders		INACTIVE	W	27-24
09	11/03	at Jaguars	S		W	26-3
11	11/17	at Ravens	S		L	7-41
2019 TOTALS		7-7			6-4	



BUDDY HOWELL

RUNNING BACK

6-1 | 218 | FLORIDA ATLANTIC

HOMETOWN: COCONUT GROVE, FLA. | AGE: 23

2ND NFL SEASON | 2ND WITH TEXANS | ACQUIRED: W-'18 (MIA)

2019 GP/GS: 10/0 | CAREER GP/GS: 25/0

TEAMS: HOU '18-19



38

TRANSACTIONS: Signed by the Miami Dolphins as a college free agent on May 10, 2018...Waived by the Dolphins on Sept. 1, 2018...Claimed off waivers by the Houston Texans on Sept. 2, 2018.

2019 (Houston 10/0):

- ✦ Registered his first two rushes of the season for five yards (2.5 avg.) at Baltimore (11/17)
- ✦ Saw action on special teams in the win over Jacksonville in London (11/3)
- ✦ Contributed on offense and special teams in the Week 8 win over Oakland (10/27)
- ✦ Notched one special teams tackle at Indianapolis (10/20)
- ✦ Recorded one special teams tackle at Kansas City (10/13), his first of the season
- ✦ Saw action on special teams in the Week 5 win over Atlanta (10/6)
- ✦ Contributed on special teams vs. Carolina (9/29)
- ✦ Saw action in one offensive play and contributed on special teams in the Week 3 win over the L.A. Chargers (9/22)
- ✦ Contributed on special teams in the Week 2 win vs. Jacksonville (9/15)
- ✦ Saw action on special teams in the season opener at New Orleans (9/9)

2018 (Houston 15/0; 0/0):

- ✦ Finished with nine special teams tackles, one forced fumble and one fumble recovery in 15 games as a rookie
- ✦ Active, but did not play in Week 1 at New England (9/9)
- ✦ Made his NFL debut and contributed on special teams at Tennessee (9/16)
- ✦ Recorded his first career special teams tackle vs. the N.Y. Giants (9/23)
- ✦ Contributed on special teams at Indianapolis (9/30)
- ✦ Appeared on special teams vs. Dallas (10/7)
- ✦ Recorded a career-high two special teams tackles and first career forced fumble vs. Buffalo (10/14)
- ✦ Contributed on special teams at Jacksonville (10/21)
- ✦ Recorded one special teams tackle vs. Miami (10/25)
- ✦ Notched one special teams tackle at Denver (11/4)
- ✦ Tallied one special teams tackle at Washington (11/18)
- ✦ Contributed on special teams vs. Tennessee (11/26)
- ✦ Appeared on special teams and recorded one fumble recovery vs. Cleveland (12/2)
- ✦ Contributed on special teams vs. Indianapolis (12/9)
- ✦ Finished with a career-high three special teams tackles at

the N.Y. Jets (12/15)

- ✦ Appeared on special teams at Philadelphia (12/23)
- ✦ Contributed on special teams vs. Jacksonville (12/30)
- ✦ Inactive in the Wild Card Round vs. Indianapolis (1/5)

CAREER AT FLORIDA ATLANTIC:

- ✦ Played four seasons (2014-17) at Florida Atlantic University in Boca Raton, Fla.
- ✦ Appeared in 29 career games with 16 starts
- ✦ Tallied 2,424 yards on 463 carries (5.2 avg.) and 22 touchdowns during his collegiate career

2017 (Florida Atlantic):

- ✦ Appeared in 12 games with one start as a senior for the Owls
- ✦ Rushed for 740 yards on 112 carries (6.6 avg.) and five touchdowns
- ✦ Set a single-game school record with 13.5 yards per carry when he rushed for 175 yards on 13 carries vs. Bethune-Cookman (9/16)

2016 (Florida Atlantic):

- ✦ Played 12 games, starting 10 as a junior in 2016
- ✦ Tallied 833 yards rushing on 168 carries (5.0 avg.) and 13 touchdowns
- ✦ Recorded five receptions for 42 yards (8.4 avg.)
- ✦ Named the team's Co-Ironman of the Year

2015 (Florida Atlantic):

- ✦ Played in all 12 games, starting five as a sophomore
- ✦ Rushed for 598 yards on 133 carries (4.5 avg.) and three touchdowns
- ✦ Caught five passes for 54 yards (10.8 avg.)

2014 (Florida Atlantic):

- ✦ Appeared in three games as a true freshman
- ✦ Notched 50 carries for 253 yards (5.1 avg.) and one touchdown

PERSONAL:

- ✦ Attended Coral Gables (Fla.) High School
- ✦ Rushed for 1,567 yards on 232 carries (6.8 avg.) and 13 touchdowns in high school
- ✦ Participated in track and field at Coral Gables H.S.
- ✦ Earned third-team all-state and first-team all-county honors as a senior in 2013

TEXANS BIOS

✎ Majored in business management with a minor in

accounting

BUDDY HOWELL'S NFL REGULAR SEASON RUSHING/RECEIVING STATISTICS

DATE	TEAM	GP	GS	RUSHING					RECEIVING				
				NO.	YDS.	AVG.	LG	TD	NO.	YDS	AVG	LG	TD
2018	Texans	15	0	0	0	0.0	0	0	0	0	0.0	0	0
2019	Texans	10	0	2	5	2.5	4	0	0	0	0.0	0	0
NFL TOTALS		25	0	2	5	2.5	4	0	0	0	0.0	0	0

BUDDY HOWELL'S NFL POSTSEASON RUSHING/RECEIVING STATISTICS

DATE	TEAM	GP	GS	RUSHING					RECEIVING				
				NO.	YDS.	AVG.	LG	TD	NO.	YDS	AVG	LG	TD
2018	Texans	0	0	0	0	0.0	0	0	0	0	0.0	0	0
NFL TOTALS		0	0	0	0	0.0	0	0	0	0	0.0	0	0

BUDDY HOWELL'S NFL REGULAR SEASON DEFENSIVE STATISTICS

DATE	TEAM	GP	GS	ST					MISC		
				TK	S	A	FF	FR	S	A	
2018	Texans	15	0	9	7	2	1	1	0	0	
2019	Texans	10	0	3	1	2	0	0	0	0	
NFL TOTALS		25	0	12	8	4	1	1	0	0	

BUDDY HOWELL'S NFL POSTSEASON DEFENSIVE STATISTICS

DATE	TEAM	GP	GS	ST					MISC		
				TK	S	A	FF	FR	S	A	
2018	Texans	0	0	0	0	0	0	0	0	0	
NFL TOTALS		0	0	0	0	0	0	0	0	0	

SINGLE-GAME HIGHS: RUSHING/RECEIVING

Rush Attempts 2 at Baltimore Ravens, Nov 17, 2019
Rushing Yards 5 at Baltimore Ravens, Nov 17, 2019
Longest Runs 4 at Baltimore Ravens, Nov 17, 2019

All-purpose yards 5 at Baltimore Ravens, Nov 17, 2019
Special Teams Tackles 3 at New York Jets, Dec 15, 2018

2019 GAME-BY-GAME REGULAR SEASON STATISTICS (TEXANS)

W	DATE	OPPONENT	P/S	RUSHING					RECEIVING					TDW/L	SCORE
				NO	YDS	AVG	LG	TD	NO	YDS	AVG	LG			
01	09/09	at Saints	P	0	0	0.0	0	0	0	0	0.0	0	0	L	28-30
02	09/15	Jaguars	P	0	0	0.0	0	0	0	0	0.0	0	0	W	13-12
03	09/22	at Chargers	P	0	0	0.0	0	0	0	0	0.0	0	0	W	27-20
04	09/29	Panthers	P	0	0	0.0	0	0	0	0	0.0	0	0	L	10-16
05	10/06	Falcons	P	0	0	0.0	0	0	0	0	0.0	0	0	W	53-32
06	10/13	at Chiefs	P	0	0	0.0	0	0	0	0	0.0	0	0	W	31-24
07	10/20	at Colts	P	0	0	0.0	0	0	0	0	0.0	0	0	L	23-30
08	10/27	Raiders	P	0	0	0.0	0	0	0	0	0.0	0	0	W	27-24
09	11/03	at Jaguars	P	0	0	0.0	0	0	0	0	0.0	0	0	W	26-3
11	11/17	at Ravens	P	2	5	2.5	4	0	0	0	0.0	0	0	L	7-41
2019 TOTALS		10-0		2	5	2.5	4	0	0	0	0.0	0	0	6-4	

TEXANS BIOS

2019 GAME-BY-GAME REGULAR SEASON STATISTICS (TEXANS)

W	DATE	OPPONENT	P	ST				MISC		AW/L	SCORE
				TK	S	A	FF	FR	S		
01	09/09	at Saints	P	1	0	1	0	0	0	0	L 28-30
02	09/15	Jaguars	P	0	0	0	0	0	0	0	W 13-12
03	09/22	at Chargers	P	0	0	0	0	0	0	0	W 27-20
04	09/29	Panthers	P	0	0	0	0	0	0	0	L 10-16
05	10/06	Falcons	P	0	0	0	0	0	0	0	W 53-32
06	10/13	at Chiefs	P	1	1	0	0	0	0	0	W 31-24
07	10/20	at Colts	P	1	0	1	0	0	0	0	L 23-30
08	10/27	Raiders	P	0	0	0	0	0	0	0	W 27-24
09	11/03	at Jaguars	P	0	0	0	0	0	0	0	W 26-3
11	11/17	at Ravens	P	0	0	0	0	0	0	0	L 7-41
2019 TOTALS		10-0		3	1	2	0	0	0	0	6-4



CARLOS HYDE

RUNNING BACK

6-0 | 229 | OHIO STATE

HOMETOWN: CINCINNATI, OHIO | AGE: 29

6TH NFL SEASON | 1ST WITH TEXANS | ACQUIRED: T-'19 (KC)

2019 GP/GS: 10/9 | CAREER GP/GS: 74/52

TEAMS: SF '14-'17; CLE '18; JAX '18; HOU '19



23

TRANSACTIONS: Selected by the San Francisco 49ers in the second round (57th overall) of the 2014 NFL Draft...Signed by the Cleveland Browns as an unrestricted free agent on March 15, 2018...Traded to the Jacksonville Jaguars on Oct. 19, 2018...Released by the Jaguars on March 8, 2019...Signed by the Kansas City Chiefs on March 9, 2019...Traded to the Houston Texans on Aug. 31, 2019.

2019 (Houston 10/9):

- Registered a team-high 65 yards and one touchdown on nine carries (7.2 avg.) at Baltimore (11/17)
- Ran for a season-high 160 yards on 19 carries (8.4 ag.), which marks the third-highest single-game total in his career and the most since Week 14 of the 2016 season (193 yards vs. N.Y. Jets)
- Posted a game-high 83 rushing yards on 19 carries (4.4 avg.) vs. Oakland (10/27)
- Rushed 12 times for a team-high 35 yards (2.9 avg.) at Indianapolis (10/20)
- Ran for a season-high and game-high 116 yards and one touchdown on 26 carries (4.5 avg.) at Kansas City (10/13), his fifth career 100-yard rushing game and first since Week 2 of the 2017 season at Seattle (124)
- Led the team with 60 rushing yards on 21 carries (2.9avg.) and recorded a touchdown in the third quarter to give the Texans the lead
- Ran for a team-high 58 yards on 12 carries (4.8 avg.) and caught four passes for six yards (1.5 avg.) vs. Carolina (9/29). Registered his longest run (25 yards) since Week 14 of the 2017 season at Houston (31 yards)
- Notched his first touchdown of the season and the 27th of his career in the Week 3 win over the L.A. Chargers (9/22) and finished the game with a team-high 19 yards on 10 carries
- Led the team in rushing for the second-consecutive week, notching 90 yards on 20 carries (4.5 avg.) vs. Jacksonville (9/15)
- Rushed for a team-high 83 yards on 10 carries (8.3 avg.) in his Texans debut at New Orleans (9/9). His 8.3 average was the highest rushing average in a season opener in franchise history (min. 10 attempts) and the fifth-highest rushing average in a single game in team history (min. 10 attempts)

2018 (Cleveland 6/5; Jacksonville 8/2):

- Appeared in 14 games (seven starts) with two different teams, beginning the season in Cleveland and playing in

six games before being traded to Jacksonville, where he played eight games

- After being traded to Jacksonville, rushed eight times for 44 yards vs. Pittsburgh (11/18)
- Posted a season high 98 rushing yards and a season-high two touchdowns on 23 carries vs. the N.Y. Jets (9/20) as a member of the Cleveland Browns
- Recorded at least one touchdown in each of the first four games with the Browns vs. Pittsburgh (9/9), at New Orleans (9/16), vs. the N.Y. Jets and at Oakland (9/30)

2017 (San Francisco 16/16):

- Started in all 16 games with the 49ers and finished the season with 938 yards and a career-high eight touchdowns on 240 carries
- Recorded three multi-touchdown performances, at the L.A. Rams (12/31), at Washington (10/15) and vs. the L.A. Rams (9/21)
- Tallied 125 scrimmage yards vs. Arizona (11/5) after rushing 12 times for 41 yards and catching nine passes for a season-high 84 receiving yards
- Posted a season-high 124 yards rushing on 15 carries at Seattle (9/17), including a 61-yard long. Added three catches for 19 yards in the contest

2016 (San Francisco 16/1):

- Started in 13 games and established a career-high 988 yards rushing and six touchdowns on 217 attempts on the season. He also added 27 catches for 163 yards and a career-high three touchdowns receiving
- Rushed 17 times for a career-high 193 yards vs. the N.Y. Jets (12/11) and caught one seven-yard touchdown pass
- Notched 103 yards and two touchdowns rushing at Seattle (9/25)

2015 (San Francisco 7/7):

- Started in the first seven games before missing the rest of the season with an injury
- Finished with 470 yards and three touchdowns on 115 carries and added 11 receptions for 53 yards
- Opened the season with a season-high 168 yards and two touchdowns on 26 carries vs. Minnesota (9/14)

2014 (San Francisco 14/0):

- Appeared in 14 games as a rookie and finished the season with 333 rushing yards and four touchdowns on 83 carries, while adding 12 catches for 68 yards

TEXANS BIOS

COLLEGE:

- ▶ Played four seasons (2010-13) at Ohio State University in Columbus, Ohio, and played in 41 games for the Buckeyes
- ▶ Finished his collegiate career with 3,198 yards and 37 touchdowns on 523 carries, while adding 34 receptions for 271 yards and four scores
- ▶ Ended his senior season with nine consecutive performances of 100-plus yards
- ▶ Named the Big Ten Conference's Ameche-Dayne Running Back of the Year

- ▶ Earned second team All-America honors from CBS Sports and was selected first-team All-Big Ten

PERSONAL:

- ▶ Attended Princeton (Ohio) High School, but moved to Naples, Fla. following his freshman year and finished high school at Naples High School
- ▶ Rushed for 1,653 yards and 16 touchdowns as a senior at Naples, earning the Naples Daily News Broxson Award as its Player of the Year. Also awarded the Ft. Myers News-Press Southwest Florida Player of the Year
- ▶ Also lettered in track and basketball at Naples

CARLOS HYDE'S NFL REGULAR SEASON RUSHING/RECEIVING STATISTICS

DATE	TEAM	GP	GS	RUSHING					RECEIVING				
				NO.	YDS.	AVG.	LG	TD	NO.	YDS	AVG	LG	TD
2014	49ers	14	0	83	333	4.0	28	4	12	68	5.7	16	0
2015	49ers	7	7	115	470	4.1	22	3	11	53	4.8	11	0
2016	49ers	13	13	217	988	4.6	47	6	27	163	6.0	19t	3
2017	49ers	16	16	240	938	3.9	61	8	59	350	5.9	18	0
2018	Browns	6	5	114	382	3.4	22	5	6	29	4.8	9	0
2018	Jaguars	8	2	58	189	3.3	19	0	4	4	1.0	6	0
2018	TOTAL	14	7	172	571	3.3	22	5	10	33	3.3	9	0
2019	Texans	10	9	158	769	4.9	58	4	6	22	3.7	14	0
NFL TOTALS		74	52	985	4,069	4.1	61	30	125	689	5.5	19t	3

CARLOS HYDE'S NFL REGULAR SEASON RETURN STATISTICS

KICKOFF RETURNS												
DATE	TEAM	RET.	YDS.	AVG.	LG	TD	PUNT RETURNS					
							NO.	FC	YDS	AVG	LG	TD
2014	49ers	11	268	24.4	30	0	0	0	0	0.0	0	0
2015	49ers	0	0	0.0	0	0	0	0	0	0.0	0	0
2016	49ers	0	0	0.0	0	0	0	0	0	0.0	0	0
2017	49ers	0	0	0.0	0	0	0	0	0	0.0	0	0
2018	Browns	0	0	0.0	0	0	0	0	0	0.0	0	0
2018	Jaguars	0	0	0.0	0	0	0	0	0	0.0	0	0
2018	TOTAL	0	0	0.0	0	0	0	0	0	0.0	0	0
2019	Texans	0	0	0.0	0	0	0	0	0	0.0	0	0
NFL TOTALS		11	268	24.4	30	0	0	0	0	0.0	0	0

SINGLE-GAME HIGHS: RUSHING/RECEIVING

Rush Attempts 26 at Kansas City Chiefs, Oct 13, 2019
...1 more at 26.

Rushing Yards 193 vs. New York Jets, Dec 11, 2016

Longest Runs 61 at Seattle Seahawks, Sep 17, 2017

Rushing TDs 2 vs. New York Jets, Sep 20, 2018
...6 more at 2.

Receptions 9 vs. Arizona Cardinals, Nov 05, 2017

Receiving Yards 84 vs. Arizona Cardinals, Nov 05, 2017

Longest Receptions 19t at Los Angeles Rams, Dec 24, 2016

Receiving TDs 1 at Los Angeles Rams, Dec 24, 2016
...2 more at 1.

All-purpose yards 200 vs. New York Jets, Dec 11, 2016

Kickoff Returns 4 vs. Washington Redskins, Nov 23, 2014

Kickoff Return Yards 98 vs. Washington Redskins, Nov 23, 2014

Longest Kickoff Return 30 at New Orleans Saints, Nov 09, 2014

Miscellaneous Tackles 1 at Kansas City Chiefs, Oct 13, 2019
...5 more at 1.

Most TDs 2 vs. New York Jets, Sep 20, 2018
...6 more at 2.

TEXANS BIOS

100-YARD RUSHING GAMES (6): REGULAR SEASON

DATE	TEAM	ATT.	YDS.	AVG.	LG	TD
09/14/15	VIKINGS	26	168	6.5	18	2
09/25/16	at Seahawks	21	103	4.9	34	2
12/11/16	JETS	17	193	11.4	47	0
09/17/17	at Seahawks	15	124	8.3	61	0
10/13/19	at Chiefs	26	116	4.5	26	1
11/03/19	at Jaguars	19	160	8.4	58	0

2019 GAME-BY-GAME REGULAR SEASON STATISTICS (TEXANS)

			RUSHING					RECEIVING							
W	DATE	OPPONENT	P/S	NO	YDS	AVG	LG	TD	NO	YDS	AVG	LG	TD	W/L	SCORE
01	09/09	at Saints	S	10	83	8.3	20	0	1	2	2.0	2	0	L	28-30
02	09/15	Jaguars	S	20	90	4.5	14	0	0	0	0.0	0	0	W	13-12
03	09/22	at Chargers	S	10	19	1.9	10	1	0	0	0.0	0	0	W	27-20
04	09/29	Panthers	S	12	58	4.8	25	0	4	6	1.5	6	0	L	10-16
05	10/06	Falcons	S	21	60	2.9	14	1	0	0	0.0	0	0	W	53-32
06	10/13	at Chiefs	S	26	116	4.5	26	1	1	14	14.0	14	0	W	31-24
07	10/20	at Colts	P	12	35	2.9	10	0	0	0	0.0	0	0	L	23-30
08	10/27	Raiders	S	19	83	4.4	20	0	0	0	0.0	0	0	W	27-24
09	11/03	at Jaguars	S	19	160	8.4	58	0	0	0	0.0	0	0	W	26-3
11	11/17	at Ravens	S	9	65	7.2	41t	1	0	0	0.0	0	0	L	7-41
2019 TOTALS			10-9	158	769	4.9	58	4	6	22	3.7	14	0	6-4	



DUKE JOHNSON

RUNNING BACK

5-9 | 210 | MIAMI

HOMETOWN: MIAMI FLA. | AGE: 26

5TH NFL SEASON | 5TH WITH TEXANS | ACQUIRED: T-'19 (CLE)

2019 GP/GS: 10/1 | CAREER GP/GS: 74/11

TEAMS: CLE '15-18; HOU '19



25

TRANSACTIONS: Selected by the Cleveland Browns with the 13th pick in the third round (77th overall) in the 2015 NFL Draft...Signed a three-year contract extension with the Browns on June 7, 2018...Traded by the Browns to the Houston Texans on Aug. 8, 2019.

CAREER:

- ✦ Played in all 74 games (11 starts) since entering the league in 2015 as a third-round draft pick with the Browns
- ✦ Has rushed for 1,613 yards and six touchdowns while adding 2,402 receiving yards and 10 receiving touchdowns over his five-year career
- ✦ His 9.3 yards per reception since entering the league in 2015 ranks third in among NFL running backs and his 2,402 receiving yards is second among running backs (min. 200 receptions) over that span
- ✦ Notched 235 receptions between 2015-17 with the Browns, the most in Browns history by a running back in the first four years of their career
- ✦ Became only the sixth running back in NFL history to post at least 50 receptions in each of his first three seasons
- ✦ Joined Herschel Walker (1986-88) as only running backs in NFL history to record at least 500 receiving yards in each of their first three seasons (2015-17)

2019 (Houston (10/2):

- ✦ Rushed for 40 yards on six carries (6.7 avg.) and caught two passes for four yards (2.0 avg.) at Baltimore (11/17)
- ✦ Registered a season-high five receptions for a season-high 68 yards (13.6 avg.), including a season-long 21-yard reception and added 13 yards and one touchdown on seven carries (19 avg.), notching his sixth career rushing touchdown and his first since Week 17 of 2017
- ✦ Caught four passes for 33 yards (8.3 avg.) and a touchdown, while rushing three times for one yard vs. Oakland (10/27)
- ✦ Rushed seven times for 34 yards (4.9 avg.) and pulled in two receptions for 22 yards (11.0 avg.) at Indianapolis (10/20)
- ✦ Ran for 34 yards on five carries (6.8 avg.) and caught two passes for 20 yards (10.0 avg.) and one touchdown at Kansas City (10/13), marking his first touchdown as a member of the Texans
- ✦ Rushed for 59 yards on nine carries (6.6 avg.) and caught one pass for eight yards vs. Atlanta (10/6)
- ✦ Caught two passes for 22 yards (11.0 avg.) and ran 56 yards on six carries (9.3 avg.) vs. Carolina (9/29), including

a career-long 40-yard run in the second quarter, which was the longest run for the Texans since Lamar Miller's 97-yard touchdown run in Week 12 of 2018

- ✦ Hauled in two catches for 22 yards (11.0 avg.) and rushed twice for two yards in the Week 3 win over the L.A. Chargers (9/22)
- ✦ Recorded 31 yards on six carries (5.2 avg.) vs. Jacksonville (9/15), including a game-long 19-yard carry
- ✦ Rushed for 57 yards on nine carries (6.3 avg.), including a game-long 32-yard run in his Texans debut at New Orleans (9/9). Added four catches for 33 yards (8.3 avg.) in the contest

2018 (Cleveland 16/2):

- ✦ Played in all 16 games (two starts) and led Browns running backs in receiving with 47 receptions for 429 yards (9.1 avg.) and three touchdowns. Also rushed for 201 yards with a career-high rushing average of 5.0
- ✦ His three receiving touchdowns matched his single-season career high
- ✦ Notched the first multi-touchdown performance of his career vs. Kansas City (11/4), matching his career high of nine receptions for a season-high 78 yards and two touchdowns
- ✦ Posted a season-high 109 all-purpose yards vs. the Los Angeles Chargers (10/14) after rushing twice for 36 yards and pulling in four catches for 73 yards

2017 (Cleveland 16/0):

- ✦ Played in all 16 games and posted a single-season career-high seven total touchdowns (four rushing, three receiving)
- ✦ Recorded at least 50 receptions in each of his first three seasons (2015-17), becoming one of six running backs in NFL history to accomplish the feat
- ✦ Tallied 348 rushing yards and led the Browns with a single-season career-high 693 receiving yards on 74 catches
- ✦ His 693 receiving yards ranked third in the NFL among running backs, only behind Todd Gurley and Alvin Kamara
- ✦ Rushed for 20 yards and caught three passes for 63 yards, including a season-long 41-yard touchdown grab vs. the N.Y. Jets (10/8)
- ✦ Recorded a season-high 104 all-purpose yards at Indianapolis (9/24), after recording six catches for 81 yards and rushing for 23 yards, including a season-long 19-yard touchdown run

2016 (Cleveland 16/1):

- ✎ Appeared in all 16 games (one start) and rushed 73 times for 358 yards and one touchdown, while adding 53 catches for 514 yards (9.7 avg.)
- ✎ Part of a Browns running back unit that ranked second in the NFL with a 4.89 rushing average, the highest mark by Cleveland since 1966
- ✎ His 514 receiving yards were the fourth-most among NFL running backs
- ✎ Saw action as a punt returner and tallied 17 returns for 112 yards on the season
- ✎ Set a career high in all-purpose yards against the N.Y. Jets (10/30) after recording 29 rushing yards, 87 receiving yards and 28 punt return yards.

2015 (Cleveland 16/7):

- ✎ Played in all 16 games (seven starts) and rushed for 379 yards while adding 61 receptions for 534 yards and two touchdowns
- ✎ His 61 receptions ranked second all-time among Browns rookies (the most since 1999) and tied for fifth in franchise history among all running backs
- ✎ Among all running backs in 2015, finished fourth in receptions and fifth in receiving yards
- ✎ Notched his first-career touchdown on a 34-yard catch at San Diego (10/4). Totaled 126 scrimmage yards on eight carries (31 yards) and nine receptions (85 yards). His nine

receptions were most by Browns running back since 2002 and tied for sixth-most all-time

COLLEGE:

- ✎ Appeared in 33 games over three seasons (2012-14) at the University of Miami (Fla.) and finished his college career as the Hurricanes' all-time leader in total rushing yards (3,519), total all-purpose yards (5,526) and total kickoff return yards (1,288)
- ✎ Tied for first in program history with 14 100-yard rushing games
- ✎ As a junior (2014), ranked fifth in the nation and led the ACC with 2,073 all-purpose yards
- ✎ Earned All-ACC honors as a sophomore (2013)
- ✎ Played in all 12 games as a freshman (2012) and rushed for a freshman-record 947 yards and 10 touchdowns. Also set the school record with 892 kick return yards and two touchdowns, totaling 2,060 all-purpose yards, the second-highest total in Miami history

PERSONAL:

- ✎ Given name is Randy Johnson
- ✎ Ran the 60-meter dash for the Miami indoor track Team
- ✎ Volunteered for numerous community outreach opportunities in Cleveland, including stuffing USO care packages and deployment bags for service members and volunteering at the Greater Cleveland Food Bank

DUKE JOHNSON'S NFL REGULAR SEASON RUSHING/RECEIVING STATISTICS

THE BROWNS' 2019 SEASON RECORD: RUSHING AND RECEIVING													
		RUSHING							RECEIVING				
DATE	TEAM	GP	GS	NO.	YDS.	AVG.	LG	TD	NO.	YDS	AVG	LG	TD
2015	Browns	16	7	104	379	3.6	39	0	61	534	8.8	52	2
2016	Browns	16	1	73	358	4.9	22	1	53	514	9.7	32	0
2017	Browns	16	0	82	348	4.2	19t	4	74	693	9.4	41t	3
2018	Browns	16	2	40	201	5.0	23	0	47	429	9.1	32	3
2019	Texans	10	1	60	327	5.5	40	1	24	232	9.7	21	2
NFL TOTALS		74	11	359	1,613	4.5	40	6	259	2,402	9.3	52	10

DUKE JOHNSON'S NFL REGULAR SEASON RETURN STATISTICS

KICKOFF RETURNS							PUNT RETURNS					
DATE TEAM		RET.	YDS.	AVG.	LG	TD	NO.	FC	YDS	AVG	LG	TD
2015	Browns	2	52	26.0	30	0	0	0	0	0.0	0	0
2016	Browns	1	19	19.0	19	0	17	1	112	6.6	18	0
2017	Browns	0	0	0.0	0	0	3	1	17	5.7	12	0
2018	Browns	0	0	0.0	0	0	0	0	0	0.0	0	0
2019	Texans	0	0	0.0	0	0	0	0	0	0.0	0	0
NFL TOTALS		3	71	23.7	30	0	20	2	129	6.5	18	0

TEXANS BIOS

SINGLE-GAME HIGHS: RUSHING/RECEIVING

Rush Attempts 13 vs. San Francisco 49ers, Dec 13, 2015
Rushing Yards 78 vs. San Francisco 49ers, Dec 13, 2015
Longest Runs 40 vs. Carolina Panthers, Sep 29, 2019
Rushing TDs 1 at Jacksonville Jaguars, Nov 03, 2019
 ...5 more at 1.
Receptions 9 vs. Kansas City Chiefs, Nov 04, 2018
 ...2 more at 9.
Receiving Yards 87 vs. New York Jets, Oct 30, 2016
Longest Receptions 52 vs. Arizona Cardinals, Nov 01, 2015
Receiving TDs 2 vs. Kansas City Chiefs, Nov 04, 2018
All-purpose yards 144 vs. New York Jets, Oct 30, 2016
Kickoff Returns 2 at Pittsburgh Steelers, Nov 15, 2015

Kickoff Return Yards 52 at Pittsburgh Steelers, Nov 15, 2015
Longest Kickoff Return 30 at Pittsburgh Steelers, Nov 15, 2015
Fair Catches 1 vs. Green Bay Packers, Dec 10, 2017
 ...1 more at 1.
Punt Return Yards 32 vs. Pittsburgh Steelers, Nov 20, 2016
Longest Punt Return 18 vs. Pittsburgh Steelers, Nov 20, 2016
 ...1 more at 18.
Punt Returns 3 vs. New York Giants, Nov 27, 2016
 ...1 more at 3.
Special Teams Tackles 1 at Oakland Raiders, Sep 30, 2018
 ...1 more at 1.
Miscellaneous Tackles 1 at Indianapolis Colts, Oct 20, 2019
 ...8 more at 1.
Most TDs 2 vs. Kansas City Chiefs, Nov 04, 2018

2019 GAME-BY-GAME REGULAR SEASON STATISTICS (TEXANS)

			RUSHING					RECEIVING							
W	DATE	OPPONENT	P/S	NO	YDS	AVG	LG	TD	NO	YDS	AVG	LG	TD	W/L	SCORE
01	09/09	at Saints	P	9	57	6.3	32	0	4	33	8.3	13	0	L	28-30
02	09/15	Jaguars	P	6	31	5.2	19	0	0	0	0.0	0	0	W	13-12
03	09/22	at Chargers	P	2	2	1.0	1	0	2	22	11.0	15	0	W	27-20
04	09/29	Panthers	P	6	56	9.3	40	0	2	22	11.0	12	0	L	10-16
05	10/06	Falcons	P	9	59	6.6	24	0	1	8	8.0	8	0	W	53-32
06	10/13	at Chiefs	P	5	34	6.8	15	0	2	20	10.0	11t	1	W	31-24
07	10/20	at Colts	S	7	34	4.9	11	0	2	22	11.0	12	0	L	23-30
08	10/27	Raiders	P	3	1	0.3	4	0	4	33	8.3	12t	1	W	27-24
09	11/03	at Jaguars	P	7	13	1.9	4	1	5	68	13.6	21	0	W	26-3
11	11/17	at Ravens	P	6	40	6.7	17	0	2	4	2.0	8	0	L	7-41
2019 TOTALS			10-1	60	327	5.5	40	1	24	232	9.7	21	2	6-4	



RODERICK JOHNSON

TACKLE

6-6 | 306 | FLORIDA STATE

HOMETOWN: FLORISSANT, MO. | AGE: 23

3RD NFL SEASON | 2ND WITH TEXANS | ACQUIRED: W-'18 (CLE)

2019 GP/GS: 10/2 | CAREER GP/GS: 11/2

TEAMS: CLE '17; HOU '18-19



63

TRANSACTIONS: Selected by the Cleveland Browns with the 16th pick in the fifth round (160th overall) of the 2017 NFL Draft...Waived by the Browns on June 19, 2018...Claimed off waivers by the Houston Texans on June 20, 2018...Waived by the Texans on Sept. 1, 2018...Signed to the Texans practice squad on Sept. 2, 2018...Signed to the Texans active roster on Sept. 12, 2018...Waived by the Texans on Oct. 4, 2018...Signed to the Texans practice squad on Oct. 6, 2018...Signed to the Texans active roster on Dec. 8, 2018.

2019 (Houston 9/2):

- ✦ Saw action on special teams at Baltimore (11/17)
- ✦ Saw action as a reserve offensive lineman and contributed on special teams in the win over Jacksonville in London (11/3)
- ✦ Contributed on offense and special teams vs. Oakland (10/27)
- ✦ Made his second start of the season at right tackle at Indianapolis (10/20)
- ✦ Saw action on offense and special teams at Kansas City (10/13) and stepped in at right tackle in the fourth quarter due to an injury, helping to finish out the game with the starters
- ✦ Contributed as a reserve offensive lineman and saw action on special teams in the Week 5 win over Atlanta (10/6)
- ✦ Saw action as a reserve offensive lineman and contributed on special teams vs. Carolina (9/29)
- ✦ Contributed on offense as a reserve lineman and also contributed on special teams in the Week 3 win over the L.A. Chargers (9/22)
- ✦ Notched his first-career start vs. Jacksonville (9/15), starting at right tackle and playing in 100% of offensive snaps
- ✦ Saw action as a reserve offensive lineman in the season opener at New Orleans (9/9)

2018 (Houston 1/0; 0/0):

- ✦ Elevated to the after roster following Week 1
- ✦ Inactive Weeks 2-4
- ✦ Spent Weeks 5-13 on the Texans practice squad
- ✦ Elevated to the active roster prior to Week 14
- ✦ Made his NFL debut and contributed on special teams vs. Indianapolis (12/9)

✦ Inactive Weeks 15-17

✦ Inactive in the Wild Card Round vs. Indianapolis (1/5)

2017 (Cleveland 0/0):

- ✦ Placed on the Reserve/Injured list on Sept. 4

COLLEGE:

- ✦ Played three seasons (2014-16) at Florida State University in Tallahassee, Fla.
- ✦ Two-time Jacobs Blocking Trophy recipient, awarded to the ACC's best blocker
- ✦ Earned All-America and first-team All-ACC recognition in 2015 and 2016
- ✦ Made 31 consecutive starts, blocking for Florida State's all-time leading rusher Dalvin Cook and a ground attack that averaged 206.8 yards per game in 2016
- ✦ One of two offensive linemen to start every game in 2015 (all at left tackle)
- ✦ Earned first-team All-ACC honors in 2015 by the media and coaches
- ✦ Paved the way for Cook to set a single-season school record with 1,691 rushing yards, including nine 100-yard rushing games
- ✦ Appeared in eight contests (five starts) as a freshman in 2014, en route to being named a freshman All-American
- ✦ Majored in social sciences

PERSONAL:

- ✦ Four-star recruit from Hazelwood Central High School in Florissant, Mo.
- ✦ Earned Missouri Class 6A first-team all-state honors
- ✦ Two-time first-team All-Metro selection
- ✦ Helped his team to a 12-1 record, a Suburban North Conference Championship and an appearance in the Missouri 6A state semifinals as a senior
- ✦ Led an offensive line that blocked for 3,088 rushing yards (237.5 yards per game)
- ✦ Earned the STL Football U Junior National Elite award
- ✦ Given name is Roderick Tyler Johnson, but preferred name is Rod
- ✦ Interested in social science and computer programming
- ✦ Lists the Pentagon as his desired workplace if not pursuing his football career

TEXANS BIOS

2019 GAME-BY-GAME REGULAR SEASON STATISTICS (TEXANS)

W	DATE	OPPONENT	P/S	W/L	SCORE
01	09/09	at Saints	P	L	28-30
02	09/15	Jaguars	S	W	13-12
03	09/22	at Chargers	P	W	27-20
04	09/29	Panthers	P	L	10-16
05	10/06	Falcons	P	W	53-32
06	10/13	at Chiefs	P	W	31-24
07	10/20	at Colts	S	L	23-30
08	10/27	Raiders	P	W	27-24
09	11/03	at Jaguars	P	W	26-3
11	11/17	at Ravens	P	L	7-41
2019 TOTALS			10-2	6-4	



LONNIE JOHNSON JR.

CORNERBACK

6-2 | 213 | KENTUCKY

HOMETOWN: GARY, IND. | AGE: 24

ROOKIE | 1ST WITH TEXANS | ACQUIRED: D2A-'19

2019 GP/GS: 9/7 | CAREER GP/GS: 9/7

TEAMS: HOU '19



32

TRANSACTIONS: Selected by the Houston Texans with the 22nd pick in the second round (54th overall) of the 2019 NFL Draft.

2019 (Houston 9/7):

- Registered three total tackles (two solo) at Baltimore (11/17)
- Inactive in Week 9
- Finished with two total tackles (two solo) and one pass defended vs. Oakland (10/27)
- Posted a single-game career-high and finished tied for second on the team with seven total tackles (seven solo) at Indianapolis (10/20)
- Tallied two solo tackles and two passes defended in the win at Kansas City (10/13)
- Tallied four total tackles (two solo) in his third career start vs. Atlanta (10/6)
- Notched three solo tackles vs. Carolina (9/29)
- Posted six total tackles and one pass defended in the Week 3 victory over the L.A. Chargers (9/22)
- Logged his first-career start vs. Jacksonville (9/15) and recorded his first three career total tackles (three solo) and a pass defended
- Saw action as a reserve cornerback in his NFL debut at New Orleans (9/9)

COLLEGE:

- Played two seasons (2017-18) at the University of Kentucky in Lexington, Ky. after transferring from Garden City (Kan.) Community College where played one season (2015)
- Also played one season (2014) at San Bernardino Valley Community College
- Sat out the 2016 season to focus on academics
- Recorded 64 total tackles, three tackles for loss, 1.0 sack, 12 passes defended, two blocked kicks, one interception and one forced fumble in 26 games (18 starts) at Kentucky

2018 (Kentucky):

- Recorded 23 total tackles, four passes defended, one interception and one forced fumble and started all 13 games for the Wildcats as a senior
- Tallied a season-high four total tackles and one pass defended vs. Georgia (11/3)
- Totaled three tackles and one pass defended at Florida

(9/8)

- Notched his first-career interception in the Citrus Bowl vs. Penn State (1/1/19)
- Recorded four total tackles in the 2019 Reese's Senior Bowl following his senior campaign

2017 (Kentucky):

- Notched 41 total tackles, three tackles for loss, 1.0 sack, five passes defended and two blocked kicks after appearing in all 13 games in his first season at Kentucky
- Recorded six total tackles and blocked a field goal vs. Missouri (10/7)
- Tallied three total tackles and his first-career sack vs. Tennessee (10/28)
- Finished with five total tackles, one tackle for loss and one pass defended vs. Ole Miss in his first career start (11/4)
- Registered a career-high seven total tackles vs. Louisville (11/25)

2016 (Garden City CC):

- Sat out the season to focus on academics

2015 (Garden City CC):

- Earned second-team All-Kansas Jayhawk Community College Conference after notching 35 total tackles (28 solo), five interceptions and one fumble recovery in his lone season with the Broncbusters

2014 (San Bernardino Valley CC):

- Played wide receiver and appeared on special teams as a true freshman

PERSONAL:

- Attended Gary (Ind.) West Side High School
- Recorded 66 total tackles, two interceptions, two blocked field goals and one blocked punt in high school
- Also caught 40 passes for 772 yards (19.3 avg.) and 14 career touchdowns
- Lettered in track & field and led Gary West Side to the 2014 state championship with individual titles in the long jump and 4x100 relay
- Son of Nora and Lonnie Johnson
- Graduated with a degree in community and leadership development

TEXANS BIOS

SINGLE-GAME HIGHS: DEFENSIVE

Total Tackles 7 at Indianapolis Colts, Oct 20, 2019

Passes Defensed

2 at Kansas City Chiefs, Oct 13, 2019

2019 GAME-BY-GAME REGULAR SEASON STATISTICS (TEXANS)

			TACKLES								INTERCEPTIONS						FUMBLES			ST					MISC			
W	DATE	OPPONENT	TK	S	A	SK	YDS	TFL	YDS	QBH	NO	YDS	LG	TD	PD	FF	FR	YDS	TK	S	A	FF	FR	S	AW/L	SCORE		
01	09/09	at Saints	P	0	0	0	0.0	0.0	0	0	0	0	0	0	0	0	0	0	0	0	0	0	0	0	0	L	28-30	
02	09/15	Jaguars	S	3	3	0	0.0	0.0	0	0	0	0	0	0	1	0	0	0	0	0	0	0	0	0	0	W	13-12	
03	09/22	at Chargers	S	6	4	2	0.0	0.0	0	0	0	0	0	0	1	0	0	0	0	0	0	0	0	0	0	W	27-20	
04	09/29	Panthers	P	3	3	0	0.0	0.0	0	0	0	0	0	0	0	0	0	0	0	0	0	0	0	0	0	L	10-16	
05	10/06	Falcons	S	4	2	2	0.0	0.0	0	0	0	0	0	0	0	0	0	0	0	0	0	0	0	0	0	W	53-32	
06	10/13	at Chiefs	S	2	2	0	0.0	0.0	0	0	0	0	0	0	2	0	0	0	0	0	0	0	0	0	0	W	31-24	
07	10/20	at Colts	S	7	7	0	0.0	0.0	0	0	0	0	0	0	0	0	0	0	0	0	0	0	0	0	0	L	23-30	
08	10/27	Raiders	S	2	2	0	0.0	0.0	0	0	0	0	0	0	1	0	0	0	0	0	0	0	0	0	0	W	27-24	
09	11/03	at Jaguars									INACTIVE																W	26-3
11	11/17	at Ravens	S	3	2	1	0.0	0.0	0	0	0	0	0	0	0	0	0	0	0	0	0	0	0	0	0	L	7-41	
2019 TOTALS			9-7	30	25	5	0.0	0.0	0	0	0	0	0	0	5	0	0	0	0	0	0	0	0	0	0	6-4		



TAIWAN JONES

RUNNING BACK

6-0 | 195 | EASTERN WASHINGTON

HOMETOWN: SAN FRANCISCO, CA | AGE: 31

9TH NFL SEASON | 1ST WITH TEXANS | ACQUIRED: FA-'19

2019 GP/GS: 7/0 | CAREER GP/GS (POST): 87/0 (1/0)

TEAMS: OAK '11-'17; BUF '17-'18; HOU '19



34

TRANSACTIONS: Selected by the Oakland Raiders with the 28th pick in the fourth round (125th overall) of the 2011 NFL Draft...Re-signed by the Raiders on February 2, 2014 to a three-year extension...Released by the Raiders on July 28, 2017...Signed by the Buffalo Bills on August 3, 2017...Re-signed with the Bills as an unrestricted free agent on March 20, 2018...Signed with the Houston Texans on May 14, 2019.

CAREER:

- ✦ Entering his ninth NFL season
- ✦ Ranks in the top 25 among kick returners in the NFL with 1,890 yards since entering the league in 2011, highlighted by his 2015 season with the Oakland Raiders where he totaled 829 kick return yards, the fourth most in the NFL. He also added 74 rushing yards on 16 carries and hauled in seven receptions for 106 yards and a touchdown
- ✦ Tallied 183 rushing yards in his eight seasons as a running back and caught 18 of his 25 targets (72%) for 251 yards and a touchdown. His 72.0 receiving percentage since entering the league in 2011 ranks him in the top 25 among players with at least 80 games and 25 targets during that span
- ✦ Recorded his only career touchdown in 2015 with the Oakland Raiders on a 59-yard reception in Week 8 against the New York Jets. His 59-yard catch was tied for the ninth-longest reception by a running back in the 2015 season

2019 (Houston 7/0):

- ✦ Registered one special teams tackle at Baltimore (11/17)
- ✦ Posted one special teams tackle in the win over Jacksonville in London (11/3)
- ✦ Contributed on special teams in the Week 8 win over Oakland (10/27)
- ✦ Notched one special teams tackle at Indianapolis (10/20)
- ✦ Inactive for Week 6
- ✦ Recorded one tackle on special teams vs. Atlanta (10/6), his first of the season
- ✦ Saw action on special teams vs. Carolina (9/29)
- ✦ Inactive for Weeks 2-3
- ✦ Made his Texans debut in the season opener at New Orleans (9/9) and saw action on special teams

2018 (Buffalo 6/0):

- ✦ Appeared in six games and finished with 89 yards on five kick returns (17.8 avg.)
- ✦ Returned two kickoffs for 37 yards at Green Bay (9/30)

- ✦ Recorded a 27-yard kick return vs. Tennessee (10/7)

2017 (Buffalo 8/0):

- ✦ Recorded a total of 50 kickoff return yards and 11 offensive yards in eight games
- ✦ Returned two kickoffs for 50 yards (25.0 avg.) at Atlanta (10/1)

2016 (Oakland 13/0, 1/0):

- ✦ Finished with 43 yards receiving and 112 kick return yards in 13 games
- ✦ Caught two passes for 17 yards (8.5 avg.) and returned three kickoffs for a season-high 49 yards in Week 1 at New Orleans (9/11)
- ✦ Pulled in his only target for a 15-yard reception in Week 12 vs. Carolina (11/27)

2015 (Oakland 12/0):

- ✦ Finished the season with 180 scrimmage yards, establishing career highs in both rushing yards (74) and receiving yards (106)
- ✦ Recorded a career-high 829 kick return yards (26.7 avg.), the fourth most in the league
- ✦ Averaged 15.1 yards per reception, which ranked third among all running backs with at least five catches
- ✦ Eclipsed 100 kickoff return yards in a game four times in 2015, becoming one of only three kick returners with four 100+ yard games in 2015
- ✦ Pulled in a 59-yard touchdown catch in Week 8 vs. the New York Jets (11/1), notching the only touchdown of his career. His 59-yard catch was the ninth-longest reception by an NFL running back in 2015. Added 101 yards on four kick returns, his first 100+ yard game of the season
- ✦ Returned six kickoffs for a career-high 145 yards in Week 10 vs. Minnesota (11/15)
- ✦ Recorded 142 yards on five kick returns in Week 16 vs. San Diego (12/24), marking his third 100+ yard game of the season
- ✦ Posted 100+ kick return yards for the second consecutive week and fourth time of the season with a 124-yard performance (41.3 avg.) at Kansas City (1/3), including a career-long 70-yard return in the first quarter that led to an Oakland field goal

2014 (Oakland 1/0):

- ✦ Saw action in Week 1 against the New York Jets (9/7), but suffered an injury that sidelined him for the rest of the

TEXANS BIOS

season

2013 (Oakland 16/0):

- ✎ Played in all 16 games.
- ✎ Finished the season with 623 kick return yards and added 78 scrimmage yards on offense.
- ✎ Posted a season-high 38.5 kickoff return average after recording two returns for 77 yards in Week 10 at the New York Giants (11/10).
- ✎ Recorded the first 100+ yard game of his career in Week 15 vs. Kansas City with 107 yards on four returns

2012 (Oakland 14/0):

- ✎ Played in 14 games, totaling 21 yards rushing, 11 yards receiving and 22 yards on kick returns

2011 (Oakland 10/0):

- ✎ Saw action in 10 games as a rookie.
- ✎ Recorded 73 yards on the ground, 25 yards receiving and 165 yards on kick returns
- ✎ Made his NFL debut on offense in Week 2 at Buffalo (9/18), where he rushed once for four yards
- ✎ Rushed seven times for a season-high 39 yards (5.57 avg.) at San Diego in Week 10 (11/10)

COLLEGE:

- ✎ Initially signed with Eastern Washington as a cornerback, but was moved to running back his junior year
- ✎ Holds the EWU school record for all-purpose yards per

game (162.0) and recorded 5,021 all-purpose yards over his collegiate career

- ✎ Sidelined for his freshman year with an injury, but started four games at cornerback in 2008 before being moved to running back in 2009
- ✎ Scored on his first collegiate carry with an 87-yard touchdown run
- ✎ Set a school record in 2009 with a 96-yard touchdown run against Idaho State
- ✎ Eclipsed 200 all-purpose yards 12 times in his career
- ✎ Finished his senior year with 1,742 yards and 14 touchdowns in 12 games, earning him Big Sky Conference Offensive Player of the Year and first team All-America honors. He was also selected to the Associated Press first team, Football Coaches Association first team and College Sporting News first team

PERSONAL:

- ✎ Attended Deer Valley High School in Antioch, Calif.
- ✎ Started on both sides of the ball as a running back and cornerback
- ✎ In his senior season, set a single-season record with 19 touchdowns and rushed for 1,466 yards (9.3 avg.), while adding 37 tackles on defense
- ✎ Named Contra Costa Times Player of the Year and selected first-team all-metro by the San Francisco Chronicle
- ✎ Also a standout on the high school track team, where he ran a career-best 100 meter time of 10.53 seconds at the 2007 State Championships

TAIWAN JONES' NFL REGULAR SEASON RUSHING/RECEIVING STATISTICS

				RUSHING					RECEIVING				
DATE	TEAM	GP	GS	NO.	YDS.	AVG.	LG	TD	NO.	YDS	AVG	LG	TD
2011	Raiders	10	0	16	73	4.6	14	0	2	25	12.5	30	0
2012	Raiders	14	0	6	21	3.5	7	0	2	11	5.5	7	0
2013	Raiders	16	0	5	23	4.6	19	0	2	55	27.5	52	0
2014	Raiders	1	0	0	0	0.0	0	0	0	0	0.0	0	0
2015	Raiders	12	0	16	74	4.6	19	0	7	106	15.1	59t	1
2016	Raiders	13	0	1	-8	-8.0	-8	0	4	43	10.8	16	0
2017	Raiders	0	0	0	0	0.0	0	0	0	0	0.0	0	0
2017	Bills	8	0	0	0	0.0	0	0	1	11	11.0	11	0
2017	TOTAL	8	0	0	0	0.0	0	0	1	11	11.0	11	0
2018	Bills	6	0	0	0	0.0	0	0	0	0	0.0	0	0
2019	Texans	7	0	0	0	0.0	0	0	0	0	0.0	0	0
NFL TOTALS		87	0	44	183	4.2	19	0	18	251	13.9	59t	1

TAIWAN JONES' NFL POSTSEASON RUSHING/RECEIVING STATISTICS

		RUSHING						RECEIVING					
DATE	TEAM	GP	GS	NO.	YDS.	AVG.	LG	TD	NO.	YDS	AVG	LG	TD
2016	Raiders	1	0	0	0	0.0	0	0	0	0	0.0	0	0
NFL TOTALS		1	0	0	0	0.0	0	0	0	0	0.0	0	0

TEXANS BIOS

TAIWAN JONES' NFL REGULAR SEASON RETURN STATISTICS

DATE TEAM	RET.	KICKOFF RETURNS				PUNT RETURNS					
		YDS.	AVG.	LG	TD	NO.	FC	YDS	AVG	LG	TD
2011 Raiders	8	165	20.6	46	0	0	0	0	0.0	0	0
2012 Raiders	2	22	11.0	16	0	0	0	0	0.0	0	0
2013 Raiders	26	623	24.0	41	0	0	0	0	0.0	0	0
2014 Raiders	0	0	0.0	0	0	0	0	0	0.0	0	0
2015 Raiders	31	829	26.7	70	0	0	0	0	0.0	0	0
2016 Raiders	8	112	14.0	21	0	0	0	0	0.0	0	0
2017 Raiders	0	0	0.0	0	0	0	0	0	0.0	0	0
2017 Bills	2	50	25.0	27	0	0	0	0	0.0	0	0
2017 TOTAL	2	50	25.0	27	0	0	0	0	0.0	0	0
2018 Bills	5	89	17.8	27	0	0	0	0	0.0	0	0
2019 Texans	0	0	0.0	0	0	0	0	0	0.0	0	0
NFL TOTALS	82	1,890	23.0	70	0	0	0	0	0.0	0	0

TAIWAN JONES' NFL POSTSEASON RETURN STATISTICS

DATE TEAM	RET.	KICKOFF RETURNS				PUNT RETURNS					
		YDS.	AVG.	LG	TD	NO.	FC	YDS	AVG	LG	TD
2016 Raiders	1	23	23.0	23	0	0	0	0	0.0	0	0
NFL TOTALS	1	23	23.0	23	0	0	0	0	0.0	0	0

TAIWAN JONES' NFL REGULAR SEASON DEFENSIVE STATISTICS

DATE TEAM	GP	GS	TK	ST			FF	FR	MISC		
				S	A				S	A	
2011 Raiders	10	0	7	6	1		0	2	0		0
2012 Raiders	14	0	12	11	1		0	0	0		0
2013 Raiders	16	0	15	13	2		1	0	0		0
2014 Raiders	1	0	0	0	0		0	0	0		0
2015 Raiders	12	0	7	5	2		0	0	0		0
2016 Raiders	13	0	4	3	1		0	1	0		0
2017 Raiders	0	0	0	0	0		0	0	0		0
2017 Bills	8	0	3	3	0		0	0	0		0
2017 TOTAL	8	0	3	3	0		0	0	0		0
2018 Bills	6	0	5	5	0		0	0	0		0
2019 Texans	7	0	5	3	2		0	0	0		0
NFL TOTALS	87	0	58	49	9		1	3	0		0

TAIWAN JONES' NFL POSTSEASON DEFENSIVE STATISTICS

DATE TEAM	GP	GS	TK	ST			FF	FR	MISC		
				S	A				S	A	
2016 Raiders	1	0	1	1	0		0	0	0		0
NFL TOTALS	1	0	1	1	0		0	0	0		0

TEXANS BIOS

SINGLE-GAME HIGHS: RUSHING/RECEIVING

Rush Attempts	7 at San Diego Chargers, Nov 10, 2011
Rushing Yards	39 at San Diego Chargers, Nov 10, 2011
Longest Runs	19 at San Diego Chargers, Oct 25, 2015 ...1 more at 19.
Receptions	2 at New Orleans Saints, Sep 11, 2016 ...1 more at 2.
Receiving Yards	59 vs. New York Jets, Nov 01, 2015
Longest Receptions	59t vs. New York Jets, Nov 01, 2015
Receiving TDs	1 vs. New York Jets, Nov 01, 2015

All-purpose yards	165 vs. New York Jets, Nov 01, 2015
Kickoff Returns	6 vs. Minnesota Vikings, Nov 15, 2015
Kickoff Return Yards	145 vs. Minnesota Vikings, Nov 15, 2015
Longest Kickoff Return	70 at Kansas City Chiefs, Jan 03, 2016
Special Teams Tackles	4 at Pittsburgh Steelers, Nov 08, 2015
Most TDs	1 vs. New York Jets, Nov 01, 2015

SINGLE-GAME HIGHS - POSTSEASON: RUSHING/RECEIVING

All-purpose yards	23 at Houston Texans, Jan 07, 2017
Kickoff Returns	1 at Houston Texans, Jan 07, 2017
Kickoff Return Yards	23 at Houston Texans, Jan 07, 2017


Longest Kickoff Return	23 at Houston Texans, Jan 07, 2017
Special Teams Tackles	1 at Houston Texans, Jan 07, 2017

2019 GAME-BY-GAME REGULAR SEASON STATISTICS (TEXANS)

2019 GAME BY GAME REGULAR SEASON STATISTICS (TEXAS)																
W	DATE	OPPONENT	P/S	RUSHING					RECEIVING					TD	W/L	SCORE
				NO	YDS	AVG	LG	TD	NO	YDS	AVG	LG	TD			
01	09/09	at Saints	P	0	0	0.0	0	0	0	0	0.0	0	0	L	28-30	
02	09/15	Jaguars						INACTIVE						W	13-12	
03	09/22	at Chargers						INACTIVE						W	27-20	
04	09/29	Panthers	P	0	0	0.0	0	0	0	0	0.0	0	0	L	10-16	
05	10/06	Falcons	P	0	0	0.0	0	0	0	0	0.0	0	0	W	53-32	
06	10/13	at Chiefs						INACTIVE						W	31-24	
07	10/20	at Colts	P	0	0	0.0	0	0	0	0	0.0	0	0	L	23-30	
08	10/27	Raiders	P	0	0	0.0	0	0	0	0	0.0	0	0	W	27-24	
09	11/03	at Jaguars	P	0	0	0.0	0	0	0	0	0.0	0	0	W	26-3	
11	11/17	at Ravens	P	0	0	0.0	0	0	0	0	0.0	0	0	L	7-41	
2019 TOTALS			7-0	0	0	0.0	0	0	0	0	0.0	0	0	6-4		

2019 GAME-BY-GAME REGULAR SEASON STATISTICS (TEXANS)

W	DATE	OPPONENT	P/S	ST						MISC		AW/L	SCORE
				TK	S	A	FF	FR	S				
01	09/09	at Saints	P	1	0	1	0	0	0			L	28-30
02	09/15	Jaguars					INACTIVE					W	13-12
03	09/22	at Chargers					INACTIVE					W	27-20
04	09/29	Panthers	P	0	0	0	0	0	0			L	10-16
05	10/06	Falcons	P	1	0	1	0	0	0			W	53-32
06	10/13	at Chiefs					INACTIVE					W	31-24
07	10/20	at Colts	P	1	1	0	0	0	0			L	23-30
08	10/27	Raiders	P	0	0	0	0	0	0			W	27-24
09	11/03	at Jaguars	P	1	1	0	0	0	0			W	26-3
11	11/17	at Ravens	P	1	1	0	0	0	0			L	7-41
2019 TOTALS			7-0	5	3	2	0	0	0			6-4	



JOHNATHAN JOSEPH

CORNERBACK

5-11 | 186 | SOUTH CAROLINA

HOMETOWN: ROCK HILL, S.C. | AGE: 35

14TH NFL SEASON | 9TH WITH TEXANS | ACQUIRED: UFA-'11 (CIN)

2019 GP/GS: 8/6 | CAREER GP/GS (POST): 194/181 (9/9)

TEAMS: CIN '06-10; HOU '11-19



24

TRANSACTIONS: Selected by the Cincinnati Bengals with the 24th pick in the first round (24th overall) of the 2006 NFL Draft...Signed by the Houston Texans on July 29, 2011...Re-signed with the Texans on June 18, 2015.

HONORS:

- ✦ Associated Press Second-Team All-Pro (2011)
- ✦ Pro Bowl selection (2x – 2012-13)
- ✦ Pro Football Weekly/PFWA All-NFL, All-AFC Team (2011)
- ✦ SI.com (Peter King) All-Pro Team (2011)
- ✦ AFC Defensive Player of the Week (2017 - Week 6)

CAREER:

- ✦ Leads the NFL in passes defended since he joined the Texans in 2011 with a franchise-record 113 total
- ✦ Passed Terence Newman (183) for the sixth-most passes defended in NFL history. Joseph leads all active players and leads the NFL since he began his career in 2006 with Cincinnati (189)
- ✦ Has registered 49 games with multiple passes defended in his career, which is tied with Ronde Barber for the most in NFL history
- ✦ Owns 30 career interceptions, seven forced fumbles and six fumble recoveries
- ✦ Has recorded 16 interceptions since signing with the Texans, which is tied with CB/S Kareem Jackson for the most career interceptions in franchise history
- ✦ Since he entered the NFL in 2006, ranks first among active players with 188 passes defended
- ✦ Leads all active cornerbacks in the NFL in career total tackles with 737
- ✦ Scored eight career touchdown returns (seven interceptions and one fumble recovery)
- ✦ Led the Texans and set a single-season career high with 22 passes defended in 2015, topping his previous best of 20 in 2006 and 2009 with Cincinnati
- ✦ Tied with Brian Cushing (40) for the most career postseason tackles in franchise history
- ✦ One of three players (CB/S Kareem Jackson and LS Jon Weeks) to play in every postseason game in Texans history

2019 (Houston 8/6):

- ✦ Logged two total tackles (one solo) at Baltimore (11/17)
- ✦ Posted four total tackles (four solo) and one pass defended in the win over Jacksonville in London (11/3)

- ✦ Inactive vs. Oakland (10/27)
- ✦ Saw action as a reserve cornerback at Indianapolis (10/20)
- ✦ Inactive for Week 6
- ✦ Registered six total tackles (five solo) and one pass defended vs. Atlanta (10/6). Owns 32 total tackles this season, which is the second-most through Week 5 since joining the Texans in 2011 (35 total tackles in Weeks 1-5 of the 2014 season)
- ✦ Finished with three total tackles (three solo) and two passes defended vs. Carolina (9/29), notching his 49th career game with multiple passes defended, which passes Asante Samuel (48) and ties Ronde Barber (49) for the most career games with multiple passes defended in NFL history
- ✦ Tallied a team-high nine total tackles (eight solo) and two passes defended in the Week 3 win over the L.A. Chargers (9/22). Notched his 48th-career game with multiple passes defended, which ranks tied for second-most in NFL history (Asante Samuel) and leads the NFL since he entered the league in 2006. Passed Terence Newman (183) for the sixth-most passes defended in NFL history
- ✦ Finished with seven total tackles (five solo) and two passes defended in the win vs. Jacksonville (9/15), notching his 47th career game with multiple passes defended, which ranks tied for third-most in NFL history (Champ Bailey) and leads the NFL since he began his career in 2006
- ✦ Finished the season opener at New Orleans (9/9) with seven total tackles (six solo) and eclipsed 700 total tackles over his 14-year career, which is the most among all active cornerbacks in the NFL

2018 (Houston 14/14; 1/1):

- ✦ Recorded 58 total tackles (49 solo), 13 passes defended, two interceptions, including one returned for a touchdown and one tackle for loss in 14 regular season games
- ✦ Finished second on the team with seven total tackles (six solo) and notched one pass defended at New England (9/9). Passed Aeneas Williams (168) for the 13th-most career passes defended in NFL history
- ✦ Recorded two total tackles (one solo) at Tennessee (9/16)
- ✦ Notched two solo tackles vs. the N.Y. Giants (9/23)
- ✦ Tallied a team-high eight total tackles (seven solo) and one pass defended at Indianapolis (9/30). Passed Morlon Greenwood (385) for the seventh-most career total tackles in franchise history and tied Walt Harris (170) and

Terrell Buckley (170) for the 11th-most career passes defended in NFL history

- ✦ Finished with two total tackles and three passes defended vs. Dallas (10/7). His three passes defended mark the most in a game since Week 6 of the 2017 season vs. Cleveland and marked his 18th career game where he's recorded three-or-more passes defended. Passed Kevin Walter (109) for the eighth-most games played in team history with 110 (2011-18)
- ✦ Recorded six total tackles (five solo), two passes defended and one interception returned for a touchdown vs. Buffalo (10/14). Intercepted Bills QB Nathan Peterman and returned it for a 28-yard touchdown to put the Texans ahead 20-13 with 1:23 remaining in the game
- ✦ Tallied seven total tackles (seven solo) and one passes defended at Jacksonville (10/21). Tied Ray Buchanan (176) for the ninth-most career passes defended in NFL history
- ✦ Started at cornerback before leaving the game due to injury vs. Miami (10/25)
- ✦ Inactive Week 9 at Denver (11/4)
- ✦ Recorded four solo tackles and one pass defended at Washington (11/18). Passed Ray Buchanan (176) for the ninth-most career passes defended in NFL history
- ✦ Recorded five total tackles (four solo) and one tackle for loss vs. Tennessee (11/26)
- ✦ Notched one solo tackle and intercepted Browns QB Baker Mayfield vs. Cleveland (12/2). The interception was the 30th of his career and 16th since joining the Texans, tying CB/S Kareem Jackson for the most career interceptions in franchise history
- ✦ Finished with two total tackles (two solo) and one pass defended vs. Indianapolis (12/9). Tied Brian Dawkins (179) for the eighth-most career passes defended in NFL history
- ✦ Tallied a team-high nine total tackles (seven solo) and one pass defended at the N.Y. Jets (12/15). Passed Brian Dawkins (179) for the eighth-most career passes defended in NFL history
- ✦ Recorded two solo tackles and one pass defended at Philadelphia (12/23). Tied Ashley Ambrose (181) for the seventh-most passes defended in NFL history
- ✦ Inactive Week 17 vs. Jacksonville (12/30)
- ✦ Tallied six total tackles (four solo) in the Wild Card Round vs. Indianapolis (1/5)

2017 (Houston 16/16):

- ✦ Tallied 47 total tackles (37 solo), nine passes defended, two interceptions and two tackles for loss in 16 games
- ✦ Recorded two passes defended and one tackle in the season opener vs. Jacksonville (9/10)
- ✦ Joined Terence Newman as the only active CBs with 600 career tackles after racking up two stops vs. Tennessee (10/1)
- ✦ Started his fifth game of the season and 150th of his career and posted a season-high six total tackles (five solo) vs. Kansas City (10/8)
- ✦ Finished with three total tackles, three passes defended and two interceptions with an 82-yard pick-six vs. Cleveland (10/15). This marked Joseph's second career multi-interception game and first as a Texan. The 82-yard interception return for a touchdown marks the longest in Joseph's career, fourth-longest in Texans history and tied Joseph with Jackson for first in Texans history with three interceptions returned for a touchdown

- ✦ Earned AFC Defensive Player of the Week for his performance vs. Cleveland (10/15)
- ✦ Notched a pair of solo tackles and had one pass defended at Baltimore (11/27)
- ✦ Recorded four solo tackles and his second tackle for loss of the season while moving into ninth place in team history with 101 games played as a Texan at Tennessee (12/3)
- ✦ Made his 100th start for the Texans and posted two solo tackles and two passes defended vs. San Francisco (12/10)

2016 (Houston 13/11, 2/2):

- ✦ Tallied 45 total tackles (38 solo), nine passes defended and one forced fumble in 13 games played
- ✦ Notched four solo tackles and a pass defended in the season opener vs. Chicago (9/11)
- ✦ Finished with five tackles (four solo) and tied for the team lead with two passes defended vs. Kansas City (9/18)
- ✦ Recorded three tackles (two solo) and a pass defended at New England (9/22)
- ✦ Matched a season high with five tackles, all solo, and added a pass defended vs. Tennessee (10/2) in Week 4
- ✦ Tallied four tackles (three solo) before departing with an injury at Minnesota (10/9)
- ✦ Tied for the team lead with seven total tackles, all solo, and recorded a pass defended at Jacksonville (11/13) in Week 10
- ✦ Led the team and matched his single-game season high with two passes defended vs. San Diego (11/27) in Week 12
- ✦ Inactive for Week 14 at Indianapolis and Week 15 vs. Jacksonville with an injury
- ✦ Returned to game action and logged two solo tackles vs. Cincinnati (12/24) in Week 16
- ✦ Became the first player in Texans history with 10 solo tackles and three passes defended in a postseason game vs. Oakland (1/7/17) in the AFC Wild Card round. His 10 solo tackles were also a Texans postseason record

2015 (Houston 16/16, 1/1):

- ✦ Started all 16 games for the second straight year and totaled 58 tackles (48 solo), a career-high 22 passes defended, one interception, one forced fumble, one fumble recovery and one tackle for loss
- ✦ Made four solo tackles and had a pass defended vs. Kansas City (9/13)
- ✦ Recorded five tackles (four solo) at Carolina (9/20)
- ✦ Tied a single-game career high with five passes defended vs. Tampa Bay (9/27), matching his highest total since Nov. 8, 2009 against Baltimore. Also had three tackles, including two solo stops
- ✦ Finished third on the team with six tackles (four solo) and had one pass defended at Jacksonville (10/18)
- ✦ Recovered his first fumble of the season and sixth of his career in the third quarter at Miami (10/25). Also contributed four solo tackles
- ✦ Tied for fourth on the team with six tackles (five solo) and led the Texans with two passes defended vs. Tennessee (11/1)
- ✦ Had four solo tackles, two passes defended and one interception at Cincinnati (11/16). Including postseason, intercepted a pass in each of his last four games against

the Bengals

- ✦ Led the team with seven tackles (five solo), including one for loss, and one pass defended vs. New Orleans (11/29). Recorded his fourth straight game with at least one pass defended
- ✦ Forced a fumble on Colts WR Griff Whalen in the fourth quarter at Indianapolis (12/20), which was recovered by CB Kareem Jackson. The Texans scored a field goal on the next drive and increased their lead to 16-10. It marked his first forced fumble of the season and sixth of his career. Also added two solo tackles in the game
- ✦ Led the team with four passes defended vs. Jacksonville (1/3/16), which tied his third-highest single-game total of his career and second-highest of the season
- ✦ Led the Texans and set a single-season career high with 22 passes defended, topping his previous best of 20 in 2006 and 2009 with Cincinnati
- ✦ Finished with two tackles (one solo) vs. Kansas City (1/9/16) and passed LB Brooks Reed (19) for the fifth-most career tackles in Texans postseason history

2014 (Houston 16/16):

- ✦ Started all 16 games and finished with a career-best 75 tackles. Also had two interceptions, including a 60-yard interception return for touchdown, two forced fumbles, two fumble recoveries and 11 passes defended
- ✦ Led the team and tied a career high with 11 solo tackles in a Week 1 win vs. Washington (9/7)
- ✦ Forced a fumble and recovered a fumble and returned it 49 yards in Week 2 at Oakland (9/14). Finished with five total tackles
- ✦ Made five solo tackles and recovered a fumble and returned it 24 yards at the N.Y. Giants (9/21) in Week 3
- ✦ Recorded five solo tackles and two passes defended against Buffalo (9/28) in Week 4
- ✦ Tied for the team high with nine total tackles and registered a pass defended at Dallas (10/5)
- ✦ Made six solo tackles vs. Indianapolis (10/9) in Week 6
- ✦ Recorded a pair of solo tackles vs. Philadelphia (11/2) in Week 9 before leaving the game with an injury
- ✦ Registered a pair of tackles and two passes defended at Cleveland (11/16) in Week 11
- ✦ Recorded his fifth career interception return for touchdown on a 60-yard return at the 7:30 mark of the third quarter vs. Cincinnati (11/23). Became the second player in franchise history to have two career interception return for touchdowns (DB Aaron Glenn, 2002-04). Also had three tackles and a pass defended
- ✦ Intercepted Titans QB Zach Mettenberger at the 6:57 mark of the first quarter and returned it 25 yards to the Titans 20 for his second interception of the season in Week 13. Recorded interceptions in back-to-back games for the first time since 2009 and for the fourth time in his career. Also had three tackles and a pass defended
- ✦ Had four tackles and a pass defended at Jacksonville (12/7) in Week 14 and vs. Baltimore (12/21) in Week 16
- ✦ Had four solo tackles and two passes defended vs. Jacksonville (12/28) in Week 17

2013 (Houston 15/15):

- ✦ Started all 15 games he played in and led the team with three interceptions and 16 passes defended to go along with 55 total tackles

- ✦ Recorded one solo tackle and two passes defended at San Diego (9/9)
- ✦ Recorded seven solo tackles and one pass defended vs. Tennessee (9/15)
- ✦ Recorded three tackles (two solo), three passes defended and an interception, tying him for fifth-place all time in franchise history vs. Seattle (9/29)
- ✦ Added two more passes defended vs. Oakland (11/17)
- ✦ Totaled a season-high nine tackles (eight solo) and two passes defended vs. Jacksonville (11/24)
- ✦ Had three solo tackles and an interception returned 31 yards vs. New England (12/1)
- ✦ Tied a season high with nine tackles (nine solo) and returned an interception 32 yards at Indianapolis (12/15)
- ✦ Recorded his 16th pass defended on the season before leaving the game with an injury vs. Denver (12/22)

2012 (Houston 14/14, 2/2):

- ✦ Finished the season with 66 tackles (59 solo) and two interceptions
- ✦ Made six tackles (four solo) and intercepted a pass and returned it 36 yards vs. Miami (9/9)
- ✦ Made six tackles (five solo) and led the defense with three passes broken up at Denver (9/23)
- ✦ Made four solo tackles and threw a key block that helped S Danieal Manning return an interception 55 yards for a score vs. Tennessee (9/30)
- ✦ Registered five solo tackles at the N.Y. Jets (10/8)
- ✦ Picked off Ravens QB Joe Flacco and returned it 52 yards vs. Baltimore (10/21) for his first touchdown as a Texan
- ✦ Collected seven tackles (six solo) at Chicago (11/11)
- ✦ Inactive at Detroit (11/22) and at Tennessee (12/2)
- ✦ Recorded six total tackles at New England (12/10)
- ✦ Registered five solo tackles and a pass defended vs. Minnesota (12/23)
- ✦ Intercepted his second career pass in postseason play when he picked off Bengals QB Andy Dalton and returned it 14 yards in the third quarter in the AFC Wild Card Playoff vs. Cincinnati (1/5/13)
- ✦ Had five tackles, including three solo tackles in AFC Divisional Playoff at New England (1/13/13)

2011 (Houston 15/15, 2/2):

- ✦ Finished with 44 tackles (40 solo) and tied for the team lead with four interceptions and a team-best 15 passes defended and two forced fumbles
- ✦ Started and made five tackles (four solo) and one tackle for loss in the season opener vs. Indianapolis (9/11)
- ✦ Intercepted Dolphins QB Chad Henne and returned it five yards to the 6-yard line setting up a second quarter touchdown at Miami (9/18)
- ✦ Recorded interceptions in consecutive games for the third time in his career when he picked off Drew Brees at New Orleans (9/25)
- ✦ Intercepted Ravens QB Joe Flacco in the second quarter and made seven tackles (five solo) at Baltimore (10/16)
- ✦ Forced a fumble, made three solo tackles and broke up two passes at Tennessee (10/23)
- ✦ Made four solo tackles and broke up a pass vs. Cleveland (11/6)
- ✦ Had two solo tackles and a hit on Buccaneers TE Kellen Winslow, which forced the ball out where it was

- intercepted by LB Brian Cushing at Tampa Bay (11/13)
- ✦ Intercepted Jaguars QB Blaine Gabbert in the second quarter and returned it 29 yards at Jacksonville (11/27)
- ✦ Inactive for the season finale vs. Tennessee (1/1/12)
- ✦ Recorded six solo tackles, including one for loss, while adding an interception and two passes defended in AFC Wild Card Playoff vs. Cincinnati (1/7/12)
- ✦ Recorded two solo tackles and three passes defended in AFC Divisional Playoff at Baltimore (1/15/12)

2010 (Cincinnati 12/12):

- ✦ Started 12 games and made 53 total tackles
- ✦ Ranked second on team in passes defended (11) and interceptions (three)
- ✦ Registered four tackles at Cleveland (10/3)
- ✦ Intercepted Buccaneers QB Josh Freeman in the second quarter and returned it 11 yards vs. Tampa Bay (10/11)
- ✦ Made five tackles and had a pass defended at Indianapolis (11/14), helping hold Colts QB Peyton Manning to a season-low 185 passing yards and no touchdowns
- ✦ Three tackles and two interceptions (one for a touchdown) vs. Buffalo (11/21), marking the first multi-interception game of his career

2009 (Cincinnati 16/16, 1/1):

- ✦ Tallied 69 total tackles (58 solo), a career-high six interceptions, 20 passes defended, two tackles for loss and one forced fumble in 16 starts
- ✦ Intercepted Steelers QB Ben Roethlisberger pass and returned it 30 yards for a touchdown vs. Pittsburgh (9/27)
- ✦ Intercepted Browns QB Derek Anderson on the goal line and returned it 32 yards in the third quarter at Cleveland (10/3)
- ✦ Intercepted Ravens QB Joe Flacco at the goal line in the first quarter and returned it 21 yards at Baltimore (10/11)
- ✦ Had his first forced fumble of the year when he stripped Bears WR Devin Hester, with LB Dhani Jones recovering for Bengals vs. Chicago (10/25)
- ✦ Posted a team-high five passes defended vs. Baltimore (11/8), including a third-quarter interception of Ravens QB Joe Flacco on a deep pass
- ✦ Had a team-high four passes defended, with five tackles and a forced fumble in a win at Pittsburgh (11/15)
- ✦ Had four tackles at Oakland (11/22), plus a diving interception of Raiders QB Bruce Gradkowski in the fourth quarter
- ✦ Picked off Chargers QB Philip Rivers at the Bengals 19-yard line in the second quarter and returned it seven yards at San Diego (12/20)
- ✦ Five tackles in AFC Wild Card Playoffs vs. N.Y. Jets (1/9/10)

2008 (Cincinnati 8/7):

- ✦ Posted 42 total tackles (31 solo), 13 passes defended, one interception, one tackle for loss, one forced fumble and one fumble recovery in eight games played
- ✦ Returned a fumble by Ravens RB Ray Rice 65 yards and produced only Bengals touchdown vs. Baltimore (9/7)
- ✦ Tied for team lead in total tackles (12) and led in solo tackles (10) and in passes defended (three) vs. Jacksonville (11/2)
- ✦ Had his first interception of the year, ending

Philadelphia's final scoring threat of the first half when he picked off Eagles QB Donovan McNabb and returned it 22 yards (11/26)

2007 (Cincinnati 15/14):

- ✦ Tallied 58 total tackles (45 solo), four interceptions and 15 passes defended in 15 games played
- ✦ Went 42 yards for a touchdown with his first pro interception (off Jets QB Chad Pennington), and the late fourth-quarter score provided eventual winning points vs. N.Y. Jets (10/21)
- ✦ Snagged his second interception vs. Tennessee (11/25), outfighting Titans TE Bo Scaife for a pass in the first quarter, with a four-yard return
- ✦ Intercepted a pass for the second straight game at Pittsburgh (12/2), picking off Steelers QB Ben Roethlisberger at the Steelers 24-yard line in the fourth quarter and returning it seven yards
- ✦ Helped thwart a comeback bid by picking off Browns QB Derek Anderson at the Bengals 5-yard line in the fourth quarter, with a 23-yard return vs. Cleveland (12/23)

2006 (Cincinnati 16/9):

- ✦ Compiled 57 total tackles (45 solo), 20 passes defended, two fumble recoveries and one quarterback hit as a rookie
- ✦ Blocked Saints K John Carney's PAT try after Saints' final touchdown in the fourth quarter, the first Bengals' blocked PAT since 1991 at New Orleans (11/16)
- ✦ Tied his season high with seven tackles and tied the team's season high with four passes defended vs. Baltimore (11/30)
- ✦ Recovered a fumble on the Raiders' first offensive play vs. Oakland (12/10)

COLLEGE:

- ✦ Played two seasons (2004-05) at South Carolina after playing in 2003 at Coffeyville (Kan.) Community College
- ✦ Entered NFL Draft after his junior season at South Carolina
- ✦ Played only 14 games at South Carolina due to broken foot that limited him to two games in 2004, but still established himself among the elite cornerbacks in the SEC
- ✦ Played in 12 games with 11 starts in 2005, when he had four interceptions, including one returned for a touchdown

PERSONAL:

- ✦ Donated \$5,000 per interception, \$1,000 for every pass defended and \$250 per tackle during the 2017 season to Habitat for Humanity in Houston for Hurricane Harvey relief
- ✦ Established the Johnathan Joseph Foundation to create and support programs that emphasize character development, to promote academic excellence and to support and create initiatives for disadvantaged youth from single-parent homes
- ✦ Attended Northwestern High School in Rock Hill, S.C., where he was all-state in football and all-region in track
- ✦ Holds an annual football camp at Northwestern High School for youth in his hometown
- ✦ Hosts "Operation Backpack" to offer students in Rock Hill, S.C. new backpacks for the upcoming school year annually

JOHNATHAN JOSEPH'S NFL REGULAR SEASON DEFENSIVE STATISTICS

DATE	TEAM	TACKLES										INTERCEPTIONS						FUMBLES			ST				MISC	
		GP	GS	TK	S	A	TFL	YDS	SK	YDS	QBH	NO	YDS	LG	TD	PD	FF	FR	YDS	TK	S	A	FF	FR	S	A
2006	Bengals	16	9	57	45	12	0	0	0.0	0.0	1	0	0	0	0	20	0	1	0	0	0	0	0	1	0	0
2007	Bengals	15	14	58	45	13	0	0	0.0	0.0	0	4	76	42t	1	15	0	0	0	4	4	0	0	0	0	0
2008	Bengals	8	7	42	31	11	1	0	0.0	0.0	0	1	22	22	0	13	1	1	65	0	0	0	0	0	0	0
2009	Bengals	16	16	69	58	11	2	0	0.0	0.0	0	6	92	32	1	20	1	0	0	1	1	0	0	0	0	0
2010	Bengals	12	12	42	37	5	2	0	0.0	0.0	0	3	38	21t	1	8	0	0	0	0	0	0	0	0	0	0
2011	Texans	15	15	44	40	4	2	0	0.0	0.0	0	4	40	29	0	15	1	0	0	0	0	0	0	0	0	0
2012	Texans	14	14	57	52	5	0	0	0.0	0.0	0	2	88	52t	1	10	0	0	0	0	0	0	0	0	0	0
2013	Texans	15	15	47	44	3	1	4	0.0	0.0	1	3	64	32	0	16	0	0	0	0	0	0	0	0	0	0
2014	Texans	16	16	75	70	5	1	2	0.0	0.0	0	2	85	60t	1	11	2	2	73	0	0	0	0	0	0	0
2015	Texans	16	16	58	48	10	1	2	0.0	0.0	0	1	2	2	0	22	1	1	0	0	0	0	0	0	0	0
2016	Texans	13	11	45	38	7	0	0	0.0	0.0	0	0	0	0	0	9	1	0	0	0	0	0	0	0	0	0
2017	Texans	16	16	47	37	10	2	6	0.0	0.0	0	2	85	82t	1	9	0	0	0	0	0	0	0	0	0	0
2018	Texans	14	14	58	49	9	1	3	0.0	0.0	0	2	46	28t	1	13	0	0	0	0	0	0	0	0	0	0
2019	Texans	8	6	38	32	6	0	0	0.0	0.0	0	0	0	0	0	8	0	0	0	0	0	0	0	0	0	0
NFL TOTALS		194	181	737	626	111	13	17	0.0	0.0	2	30	638	82t	7	189	7	5	138	5	5	0	0	1	0	0

JOHNATHAN JOSEPH'S NFL POSTSEASON DEFENSIVE STATISTICS

		TACKLES										INTERCEPTIONS						FUMBLES			ST					MISC	
DATE	TEAM	GP	GS	TK	S	A	TFL	YDS	SK	YDS	QBH	NO	YDS	LG	TD	PD	FF	FR	YDS	TK	S	A	FF	FR	S	A	
2009	Bengals	1	1	5	3	2	0	0	0.0	0.0	0	0	0	0	0	0	0	0	0	0	0	0	0	0	0	0	
2011	Texans	2	2	8	8	0	1	0	0.0	0.0	0	1	-1	0	0	5	0	0	0	0	0	0	0	0	0	0	
2012	Texans	2	2	10	8	2	0	0	0.0	0.0	0	1	14	14	0	2	0	0	0	0	0	0	0	0	0	0	
2015	Texans	1	1	2	1	1	0	0	0.0	0.0	0	0	0	0	0	0	0	0	0	0	0	0	0	0	0	0	
2016	Texans	2	2	14	14	0	0	0	0.0	0.0	0	0	0	0	0	3	0	0	0	0	0	0	0	0	0	0	
2018	Texans	1	1	6	4	2	0	0	0.0	0.0	0	0	0	0	0	0	0	0	0	0	0	0	0	0	0	0	
NFL TOTALS		9	9	45	38	7	1	0	0.0	0.0	0	2	13	14	0	10	0	0	0	0	0	0	0	0	0	0	

SINGLE-GAME HIGHS: DEFENSIVE

Total Tackles	15 vs. Jacksonville Jaguars, Nov 02, 2008	Interceptions	2 vs. Cleveland Browns, Oct 15, 2017
Passes Defensed	5 vs. Tampa Bay Buccaneers, Sep 27, 2015 ...1 more at 5.	Interception Return Yards	85 vs. Cleveland Browns, Oct 15, 2017
Forced Fumbles	2 at Oakland Raiders, Sep 14, 2014	Special Teams Tackles	3 vs. St. Louis Rams, Dec 09, 2007
Fumble Recoveries	1 at Miami Dolphins, Oct 25, 2015 ...4 more at 1.	Special Teams Fumble Recoveries	1 vs. San Diego Chargers, Nov 12, 2006
Tackles For Loss	1 vs. Tennessee Titans, Nov 26, 2018 ...12 more at 1.		

SINGLE-GAME HIGHS - POSTSEASON: DEFENSIVE

Total Tackles	10 vs. Oakland Raiders, Jan 07, 2017	Interceptions	1 vs. Cincinnati Bengals, Jan 05, 2013
Passes Defensed	3 vs. Oakland Raiders, Jan 07, 2017 ...1 more at 3.	Interception Return Yards	14 vs. Cincinnati Bengals, Jan 05, 2013
Tackles For Loss	1 vs. Cincinnati Bengals, Jan 07, 2012		

TEXANS BIOS

2019 GAME-BY-GAME REGULAR SEASON STATISTICS (TEXANS)

			TACKLES								INTERCEPTIONS					FUMBLES			ST					MISC				
W	DATE	OPPONENT	TK	S	A	SK	YDS	TFL	YDS	QBH	NO	YDS	LG	TD	PD	FF	FR	YDS	TK	S	A	FF	FR	S	AW/L	SCORE		
01	09/09	at Saints	S	7	6	1	0.0	0.0	0	0	0	0	0	0	0	0	0	0	0	0	0	0	0	0	0	L	28-30	
02	09/15	Jaguars	S	7	5	2	0.0	0.0	0	0	0	0	0	0	2	0	0	0	0	0	0	0	0	0	0	W	13-12	
03	09/22	at Chargers	S	9	8	1	0.0	0.0	0	0	0	0	0	0	2	0	0	0	0	0	0	0	0	0	0	W	27-20	
04	09/29	Panthers	S	3	3	0	0.0	0.0	0	0	0	0	0	0	2	0	0	0	0	0	0	0	0	0	0	L	10-16	
05	10/06	Falcons	S	6	5	1	0.0	0.0	0	0	0	0	0	0	1	0	0	0	0	0	0	0	0	0	0	W	53-32	
06	10/13	at Chiefs										INACTIVE															W	31-24
07	10/20	at Colts	P	0	0	0	0.0	0.0	0	0	0	0	0	0	0	0	0	0	0	0	0	0	0	0	0	L	23-30	
08	10/27	Raiders										INACTIVE															W	27-24
09	11/03	at Jaguars	S	4	4	0	0.0	0.0	0	0	0	0	0	0	1	0	0	0	0	0	0	0	0	0	0	W	26-3	
11	11/17	at Ravens	P	2	1	1	0.0	0.0	0	0	0	0	0	0	0	0	0	0	0	0	0	0	0	0	0	L	7-41	
2019 TOTALS			8-6	38	32	6	0.0	0.0	0	0	0	0	0	0	8	0	0	0	0	0	0	0	0	0	0	6-4		



PETER KALAMBAYI

INSIDE LINEBACKER

6-3 | 254 | STANFORD

HOMETOWN: MATTHEWS, N.C. | AGE: 24

2ND NFL SEASON | 2ND WITH TEXANS | ACQUIRED: D6C-'18

2019 GP/GS: 10/0 | CAREER GP/GS (POST): 25/0 (1/0)

TEAMS: HOU '18-19



58

TRANSACTIONS: Selected by the Houston Texans with the 40th pick of the sixth round (214th overall) in the 2018 NFL Draft.

2019 (Houston 10/0):

- Contributed on both defense and special teams at Baltimore (11/17)
- Tied his single-game career high with three total tackles (three solo) in the win over Jacksonville at Wembley Stadium in London (11/3) and added one special teams tackle
- Tallied one special teams tackle vs. Oakland (10/27)
- Saw action on special teams at Indianapolis (10/20)
- Tallied one special teams tackle in the win over Kansas City (10/13)
- Notched his first special teams tackle of the season vs. Atlanta (10/6)
- Contributed on special teams vs. Carolina (9/29)
- Saw action on special teams in the Week 3 win over the L.A. Chargers (9/22)
- Contributed on special teams in the Week 2 win vs. Jacksonville (9/15)
- Saw action in the season opener at New Orleans (9/9)

2018 (Houston 15/0; 1/0):

- Finished with five total tackles on defense (four solo) and eight special teams tackles in 15 regular season games as a rookie
- Recorded one special teams tackle on kickoff coverage in his NFL debut when he brought down Patriots WR Cordarrelle Patterson at the 18-yard line at New England (9/9)
- Contributed on special teams at Tennessee (9/16)
- Inactive Week 3 vs. the N.Y. Giants (9/23)
- Notched one special teams tackle when he downed Colts WR Zach Pascal on the 15-yard line at Indianapolis (9/30)
- Contributed on defense and special teams vs. Dallas (10/7)
- Recorded one special teams tackle vs. Buffalo (10/14)
- Contributed on special teams at Jacksonville (10/21)
- Recorded three total tackles and a career-high two special teams tackles vs. Miami (10/25). Leads the Texans with five special teams tackles on the season
- Contributed on special teams at Denver (11/4)
- Appeared on special teams at Washington (11/18)
- Tallied two total tackles (one solo) and one special teams tackle vs. Tennessee (11/26)

- Recorded one special teams tackle vs. Cleveland (12/2)
- Registered one special teams tackle vs. Indianapolis (12/9)
- Contributed on special teams at the N.Y. Jets (12/15)
- Appeared on special teams at Philadelphia (12/23)
- Contributed on special teams vs. Jacksonville (12/30)
- Tallied one special teams tackle in his postseason debut in the Wild Card Round vs. Indianapolis (1/5)

CAREER AT STANFORD:

- Played four seasons (2014-17) at Stanford (Calif.) University after redshirting the 2013 campaign
- Compiled 190 total tackles (111 solo), 18.5 sacks, 28 tackles for loss, eight pass breakups, two forced fumbles and an interception in 54 career games played

2017 (Stanford):

- Elected team captain by teammates for a second straight year
- Pac-12 All-Academic honorable mention
- National Football Foundation and College Hall of Fame Hampshire Honor Society
- Butkus Award watch list
- Compiled 61 total tackles (31 solo), 7.0 tackles for loss, 4.0 sacks, one pass breakup in 14 games played
- Team-high five solo tackles, 1.0 sack and one pass defended vs. Rice (8/26)
- Recorded 10 tackles (five solo), 1.0 sack and 1.5 tackles for loss vs. Notre Dame (11/25)

2016 (Stanford):

- Elected team captain by teammates
- Butkus Award watch list
- Phil Steele All-Pac-12 preseason first team
- Athlon All-Pac-12 preseason second team
- Started all 13 games played
- Recorded 45 tackles (29 solo), 6.0 tackles for loss, 3.5 sacks, two passes defended
- Compiled six total tackles (3.0 tackles for loss), 2.5 sacks vs. Kansas State (9/2)
- Amassed a team-high seven tackles (four solo), one tackle for loss and one pass defended at Cal (11/19)

2015 (Stanford):

- Pac-12 All-Academic honorable mention
- Butkus Award watch list
- Phil Steele All-Pac-12 preseason third team

TEXANS BIOS

- ✦ Athlon All-Pac-12 preseason second team
- ✦ Recorded 52 tackles (5.5 tackles for loss), 4.5 sacks and three passes defended in 14 games played
- ✦ Compiled 12 tackles at Northwestern (9/5) in first career start

2014 (Stanford):

- ✦ Earned Pac-12 Defensive Player of the Week (9/29)
- ✦ Recorded 32 tackles (19 solo), 9.5 tackles for loss and 6.5 sacks in 13 games played
- ✦ Had one tackle, one interception in career debut vs. UC Davis (8/30)
- ✦ Compiled six tackles (five solo), 3.0 sacks at Washington (9/27) becoming the first Cardinal with 3.0 sacks in single game since Shayne Skov in the 2011 Orange Bowl

2013 (Stanford):

- ✦ Redshirted

PERSONAL:

- ✦ Full name is Peter Mukeba Kalambayi
- ✦ Son of Liselle Kalambayi

- ✦ Attended Butler (N.C.) and played football under head coach Brian Hales
- ✦ 2012 PrepStar All-American and Dream Team selection
- ✦ 2012 USA Today first team All-American
- ✦ Selected to 2013 U.S. Army All-American Bowl
- ✦ Finalist for 2012 High School Butkus Award
- ✦ Two-time AP first-team all-state
- ✦ 2012 Charlotte Observer Defensive Player of the Year
- ✦ Earned four varsity football letters
- ✦ Led team to undefeated seasons and 4AA state titles in 2009, 2011 and 2012
- ✦ 101 tackles (13 for loss), 7.0 sacks, three forced fumbles, three fumble recoveries, one pick in 2012
- ✦ Lettered in basketball and track and field
- ✦ Averaged 13 rebounds per game as a center on the basketball team
- ✦ All-conference in the 4x100m, shot put and discus
- ✦ All-state in shot put with a personal-best 53.5
- ✦ Born in Raleigh, N.C.
- ✦ Uncle, Khari Joseph, played football at Brown
- ✦ One younger sister, Andrea
- ✦ Family is from Trinidad and Tobago

PETER KALAMBAYI'S NFL REGULAR SEASON DEFENSIVE STATISTICS

2018-2019 TEXAS A&M FOOTBALL TEAM SEASON BY SEASON STATS																												
DATE	TEAM	GP	GS	TACKLES								INTERCEPTIONS							FUMBLES			ST					MISC	
				TK	S	A	TFL	YDS	SK	YDS	QBH	NO	YDS	LG	TD	PD	FF	FR	YDS	TK	S	A	FF	FR	S	A		
2018	Texans	15	0	5	1	4	0	0	0.0	0.0	0	0	0	0	0	0	0	0	0	0	8	6	2	0	0	0	0	
2019	Texans	10	0	3	3	0	0	0	0.0	0.0	0	0	0	0	0	0	0	0	0	0	4	2	2	0	0	0	0	
NFL TOTALS		25	0	8	4	4	0	0	0.0	0.0	0	0	0	0	0	0	0	0	0	0	12	8	4	0	0	0	0	

PETER KALAMBAYI'S NFL POSTSEASON DEFENSIVE STATISTICS

		TACKLES										INTERCEPTIONS						FUMBLES			ST					MISC	
DATE	TEAM	GP	GS	TK	S	A	TFL	YDS	SK	YDS	QBH	NO	YDS	LG	TD	PD	FF	FR	YDS	TK	S	A	FF	FR	S	A	
2018	Texans	1	0	0	0	0	0	0	0.0	0.0	0	0	0	0	0	0	0	0	0	0	1	1	0	0	0	0	
NFL TOTALS		1	0	0	0	0	0	0	0.0	0.0	0	0	0	0	0	0	0	0	0	0	1	1	0	0	0	0	

SINGLE-GAME HIGHS: DEFENSIVE

Total Tackles 3 at Jacksonville Jaguars, Nov 03, 2019
...1 more at 3.

Special Teams Tackles 2 vs. Miami Dolphins, Oct 25, 2018

TEXANS BIOS

2019 GAME-BY-GAME REGULAR SEASON STATISTICS (TEXANS)

				TACKLES							INTERCEPTIONS						FUMBLES				ST					MISC		
W	DATE	OPPONENT	P	TK	S	A	SK	YDS	TFL	YDS	QBH	NO	YDS	LG	TD	PD	FF	FR	YDS	TK	S	A	FF	FR	S	AW/L	SCORE	
01	09/09	at Saints	P	0	0	0	0.0	0.0	0	0	0	0	0	0	0	0	0	0	0	0	0	0	0	0	0	0	L	28-30
02	09/15	Jaguars	P	0	0	0	0.0	0.0	0	0	0	0	0	0	0	0	0	0	0	0	0	0	0	0	0	0	W	13-12
03	09/22	at Chargers	P	0	0	0	0.0	0.0	0	0	0	0	0	0	0	0	0	0	0	0	0	0	0	0	0	0	W	27-20
04	09/29	Panthers	P	0	0	0	0.0	0.0	0	0	0	0	0	0	0	0	0	0	0	0	0	0	0	0	0	0	L	10-16
05	10/06	Falcons	P	0	0	0	0.0	0.0	0	0	0	0	0	0	0	0	0	0	0	0	1	1	0	0	0	0	W	53-32
06	10/13	at Chiefs	P	0	0	0	0.0	0.0	0	0	0	0	0	0	0	0	0	0	0	0	1	0	1	0	0	0	W	31-24
07	10/20	at Colts	P	0	0	0	0.0	0.0	0	0	0	0	0	0	0	0	0	0	0	0	0	0	0	0	0	0	L	23-30
08	10/27	Raiders	P	0	0	0	0.0	0.0	0	0	0	0	0	0	0	0	0	0	0	0	1	0	1	0	0	0	W	27-24
09	11/03	at Jaguars	P	3	3	0	0.0	0.0	0	0	0	0	0	0	0	0	0	0	0	0	1	1	0	0	0	0	W	26-3
11	11/17	at Ravens	P	0	0	0	0.0	0.0	0	0	0	0	0	0	0	0	0	0	0	0	0	0	0	0	0	0	L	7-41
2019 TOTALS		10-0		3	3	0	0.0	0.0	0	0	0	0	0	0	0	0	0	0	0	0	4	2	2	0	0	0	0	6-4



GREG MANCZ

CENTER/GUARD

6-4 | 302 | TOLEDO

HOMETOWN: CINCINNATI, OHIO | AGE: 27

5TH NFL SEASON | 5TH WITH TEXANS | ACQUIRED: CFA-'15

2019 GP/GS: 3/1 | CAREER GP/GS (POST): 48/28 (3/2)

TEAMS: HOU '15-19



65

TRANSACTIONS: Signed by the Houston Texans as a college free agent on May 8, 2015...Re-signed with the Texans on March 14, 2018...Signed a contract extension with the Texans on Aug. 30, 2018.

2019 (Houston 3/1):

- ✦ Saw action on special teams at Baltimore (11/17)
- ✦ Inactive for Weeks 5-9
- ✦ Made his first start of the season at right guard and played in 100% of the offensive snaps vs. Carolina (9/29)
- ✦ Saw his first action of 2019 and contributed on special teams in the Week 3 win over the L.A. Chargers (9/22)
- ✦ Inactive for Weeks 1-2

2018 (Houston 16/4; 1/0):

- ✦ Appeared in all 16 games (four starts) for the second time in his career
- ✦ Contributed as a reserve offensive lineman and appeared on special teams at New England (9/9)
- ✦ Played on special teams at Tennessee (9/16)
- ✦ Started at left guard vs. the N.Y. Giants (9/23)
- ✦ Contributed on offense and special teams and helped the Texans post 466 yards of total offense at Indianapolis (9/30)
- ✦ Appeared on special teams vs. Dallas (10/7)
- ✦ Contributed on special teams vs. Buffalo (10/14)
- ✦ Started at right guard and helped the Texans rush for 141 yards at Jacksonville (10/21)
- ✦ Helped the Texans record a season-high 188 yards rushing vs. Miami (10/25)
- ✦ Contributed on special teams and offense as a reserve offensive lineman at Denver (11/4)
- ✦ Appeared as a reserve offensive lineman and helped rush for 139 yards at Washington (11/18)
- ✦ Contributed on offense and special teams vs. Tennessee (11/26)
- ✦ Served as a reserve offensive lineman and contributed on special teams vs. Cleveland (12/2)
- ✦ Started at right guard vs. Indianapolis (12/9)
- ✦ Contributed on special teams at the N.Y. Jets (12/15)
- ✦ Appeared on special teams at Philadelphia (12/23)
- ✦ Contributed on special teams vs. Jacksonville (12/30)
- ✦ Contributed on special teams in the Wild Card Round vs. Indianapolis (1/5)

2017 (Houston 10/7):

- ✦ Appeared in 10 games with five starts at guard and two at center
- ✦ Played at guard in the season opener vs. Jacksonville (9/10)
- ✦ Started at right guard at Cincinnati and led a Texans ground attack that put together a 168-yard rushing performance (9/14)
- ✦ Paved the way for a 125-yard rushing performance with a 300-yard passer at New England (9/24)
- ✦ Played on offense and special teams, helping lead the offense to 500-plus yards of total offense and 38 points at Seattle (10/29)
- ✦ Started at right guard and helped pave the way for 384 yards of total offense at Tennessee (12/3)
- ✦ Started his second consecutive game at right guard vs. San Francisco (12/10)
- ✦ Made his first start at center of the season and led the way for a season-best 176 rushing yards vs. Pittsburgh (12/25)

2016 (Houston 16/16, 2/2):

- ✦ Started at center in all 16 regular season games and both postseason contests, making him the only Texans lineman to start every game of the year
- ✦ Made his first career start in the season opener and helped pave the way for RB Lamar Miller's 106-yard rushing performance vs. Chicago (9/11)
- ✦ Helped block for 100-yard rushing performances by RB Lamar Miller vs. Chicago (9/11) in Week 1, vs. Indianapolis (10/16) in Week 6 and at Oakland (11/21) in Week 11
- ✦ Contributed to a Texans ground attack that put together a season-high 181 rushing yards at Jacksonville (11/13) in Week 10
- ✦ Helped RB Lamar Miller rush for 107 yards and a touchdown at Indianapolis (12/11) in Week 14

2015 (Houston 3/0, 0/0):

- ✦ Played in three regular season games in his rookie season
- ✦ Made his NFL debut in the season opener vs. Kansas City (9/13)
- ✦ Came in to play left guard at Carolina (9/20)
- ✦ Played in his final game of the season in Week 3 vs. Tampa Bay (9/27)
- ✦ Inactive in Weeks 4-8
- ✦ Placed on the Reserve/Injured list on Nov. 3

COLLEGE:

TEXANS BIOS

- ✎ Played four seasons (2011-14) at the University of Toledo (Ohio)
- ✎ Named second-team All-America by the Football Writers Association of America (FWAA)
- ✎ Only player from Mid-American Conference to make the FWAA All-American team
- ✎ First Rocket to earn All-American honors since Eric Page was named honorable mention by Sports Illustrated in 2011
- ✎ First Toledo offensive lineman to make either first- or second-team All-America on one of the five major All-America teams since Dan Bukovich made the Associated Press first-team in 1938
- ✎ Won the Vern Smith Leadership Award, given annually to the best player in the Mid-American Conference
- ✎ First offensive lineman to win the award in its 33-year history
- ✎ First-team All-MAC selection and leader of offensive line that powered Rocket offense that ranks No. 1 in MAC in scoring, total offense and rushing offense in 2014
- ✎ Maintained a string of 47 consecutive starts

- ✎ One of 12 finalists nationally for the Wuerffel Trophy (community service)
- ✎ Also a candidate for the Rimington Trophy (center), Rotary Lombardo Award (lineman), Campbell Trophy (academics) and All State Good Works Award (community service)

PERSONAL:

- ✎ Parents are Mary Beth Fehring and the late Brian Mancz
- ✎ Toledo Student-Athlete Advisory Council (SAAC) president in 2013-14
- ✎ Member of the Toledo Football Team Leadership Council that organizes volunteer community service activities 2010-14
- ✎ Member of the Toledo Football Leadership Board that makes all team decisions on discipline and practice adjustments 2012-14
- ✎ Vice President for Athletes in Action at Toledo for 2013-14
- ✎ Board for Fellowship of Christian Athletes 2013-14
- ✎ Graduated with a degree in finance

GREG MANCZ'S NFL REGULAR SEASON STATISTICS

DATE TEAM GP GS

2015	Texans	3	0
2016	Texans	16	16
2017	Texans	10	7
2018	Texans	16	4
2019	Texans	3	1

NFL TOTALS 48 28

GREG MANCZ'S NFL POSTSEASON STATISTICS

DATE TEAM GP GS

2016	Texans	2	2
2018	Texans	1	0

NFL TOTALS 3 2

2019 GAME-BY-GAME REGULAR SEASON STATISTICS (TEXANS)

W	DATE	OPPONENT	P/S		W/L	SCORE
01	09/09	at Saints		INACTIVE	L	28-30
02	09/15	Jaguars		INACTIVE	W	13-12
03	09/22	at Chargers	P		W	27-20
04	09/29	Panthers	S		L	10-16
05	10/06	Falcons		INACTIVE	W	53-32
06	10/13	at Chiefs		INACTIVE	W	31-24
07	10/20	at Colts		INACTIVE	L	23-30
08	10/27	Raiders		INACTIVE	W	27-24
09	11/03	at Jaguars		INACTIVE	W	26-3
11	11/17	at Ravens	P		L	7-41
2019 TOTALS		3-1			6-4	



JACOB MARTIN

OUTSIDE LINEBACKER

6-2 | 242 | TEMPLE

HOMETOWN: KATY, TEXAS | AGE: 23

2ND NFL SEASON | 2ND WITH TEXANS | ACQUIRED: T-'19 (SEA)

2019 GP/GS: 10/0 | CAREER GP/GS (POST): 26/0 (1/0)

TEAMS: SEA '18; HOU '19



54

TRANSACTIONS: Selected by the Seattle Seahawks in the sixth round (186th overall) of the 2018 NFL Draft...Traded to the Houston Texans on Aug. 31, 2019.

2019 (Houston 9/0):

- ✦ Logged two total tackles in the Week 11 matchup at Baltimore (11/17)
- ✦ Posted one total tackle (one solo) and forced a fumble by Jaguars QB Gardner Minshew II in the fourth quarter for his first forced fumble of the season
- ✦ Notched one quarterback hit vs. Oakland (10/27)
- ✦ Finished with two total tackles (two solo) at Indianapolis (10/20)
- ✦ Saw action as a reserve outside linebacker and contributed on special teams at Kansas City (10/13)
- ✦ Contributed on both defense and special teams in the Week 5 win over Atlanta (10/6)
- ✦ Saw action on defense and special teams vs. Carolina (9/29)
- ✦ Served as a reserve outside linebacker on defense and contributed on special teams in the Week 3 win over the L.A. Chargers (9/22)
- ✦ Saw action in the Week 2 win vs. Jacksonville (9/15) as a reserve outside linebacker
- ✦ Made his Texans debut in the season opener at New Orleans (9/9) and recorded one tackle and one quarterback hit

2018 (Seattle 16/0; 1/0):

- ✦ Played in all 16 games for the Seahawks as a reserve linebacker and finished his rookie season with six tackles (five solo), two tackles for loss, 3.0 sacks, eight quarterback hits, two forced fumbles and a fumble recovery. Added four tackles on special teams
- ✦ His 3.0 sacks on the season tied for third on the team and

his eight quarterback hits tied for fourth

- ✦ Saw action in the Wild Card Round vs. Dallas (1/5/19) and recorded three tackles on defense and one tackle on special teams
- ✦ Recorded his second strip-sack of the season in the final game vs. Arizona (12/30), bringing down QB Josh Rosen and forcing a fumble that led to a Seahawks touchdown on the ensuing drive. Also added two tackles in the contest
- ✦ Posted his first-career strip-sack vs. Minnesota (12/10), bringing down QB Kirk Cousins in the fourth quarter and forcing a fumble that was recovered in the end zone by the Seahawks for a touchdown
- ✦ Notched the first sack of his career vs. Green Bay (11/15), bringing down QB Aaron Rodgers for a loss of five yards
- ✦ Recorded his first-career fumble recovery vs. Oakland (10/14), scooping up the ball lost by QB Derek Carr after a sack

COLLEGE:

- ✦ Played four seasons (2014-17) at Temple University in Philadelphia and played in 50 games (15 starts) over his career with the Owls
- ✦ Racked up 80 tackles (42 solo), 17.5 tackles for loss, 11.5 sacks, two passes defended, two forced fumbles, and four fumble recoveries (one returned for a touchdown) over his collegiate career
- ✦ Selected second-team All-American Athletic Conference as a senior

PERSONAL:

- ✦ Attended Cherokee Trail (Colo.) High School, where he posted 44 tackles, eight tackles for loss and 5.5 sacks as a senior
- ✦ His brother, Josh Martin, is a seventh-year pro and currently plays for the New Orleans Saints

JACOB MARTIN'S NFL REGULAR SEASON DEFENSIVE STATISTICS

DATE TEAM	GP	GS	TACKLES								INTERCEPTIONS						FUMBLES			ST						MISC	
			TK	S	A	TFL	YDS	SK	YDS	QBH	NO	YDS	LG	TD	PD	FF	FR	YDS	TK	S	A	FF	FR	S	A		
2018 Seahawks	16	0	6	5	1	2	6	3.0	12.0	8	0	0	0	0	0	2	1	0	4	3	1	0	0	0	0		
2019 Texans	10	0	6	3	3	0	0	0.0	0.0	2	0	0	0	0	0	1	0	0	0	0	0	0	0	0	0		
NFL TOTALS	26	0	12	8	4	2	6	3.0	12.0	10	0	0	0	0	0	3	1	0	4	3	1	0	0	0	0		

TEXANS BIOS

JACOB MARTIN'S NFL POSTSEASON DEFENSIVE STATISTICS

DATE TEAM	GP	GS	TACKLES								INTERCEPTIONS							FUMBLES			ST					MISC	
			TK	S	A	TFL	YDS	SK	YDS	QBH	NO	YDS	LG	TD	PD	FF	FR	YDS	TK	S	A	FF	FR	S	A		
2018 Seahawks	1	0	3	1	2	0	0	0.0	0.0	0	0	0	0	0	0	0	0	0	1	1	0	0	0	0	0		
NFL TOTALS	1	0	3	1	2	0	0	0.0	0.0	0	0	0	0	0	0	0	0	0	1	1	0	0	0	0	0		

SINGLE-GAME HIGHS: DEFENSIVE

Total Tackles	2 at Baltimore Ravens, Nov 17, 2019 ...2 more at 2.	Fumble Recoveries	1 at Oakland Raiders, Oct 14, 2018
Sacks	1.0 vs. Arizona Cardinals, Dec 30, 2018 ...2 more at 1.0.	Tackles For Loss	1 vs. Green Bay Packers, Nov 15, 2018 ...1 more at 1.
Forced Fumbles	1 at Jacksonville Jaguars, Nov 03, 2019 ...2 more at 1.	Special Teams Tackles	1 at San Francisco 49ers, Dec 16, 2018 ...3 more at 1.

SINGLE-GAME HIGHS - POSTSEASON: DEFENSIVE

Total Tackles	3 at Dallas Cowboys, Jan 05, 2019	Special Teams Tackles	1 at Dallas Cowboys, Jan 05, 2019
----------------------	-----------------------------------	------------------------------	-----------------------------------

2019 GAME-BY-GAME REGULAR SEASON STATISTICS (TEXANS)

			TACKLES								INTERCEPTIONS					FUMBLES			ST					MISC				
W	DATE	OPPONENT	TK	S	A	SK	YDS	TFL	YDS	QBH	NO	YDS	LG	TD	PD	FF	FR	YDS	TK	S	A	FF	FR	S	A	W/L	SCORE	
01	09/09	at Saints	P	1	0	1	0.0	0.0	0	0	1	0	0	0	0	0	0	0	0	0	0	0	0	0	0	0	L	28-30
02	09/15	Jaguars	P	0	0	0	0.0	0.0	0	0	0	0	0	0	0	0	0	0	0	0	0	0	0	0	0	0	W	13-12
03	09/22	at Chargers	P	0	0	0	0.0	0.0	0	0	0	0	0	0	0	0	0	0	0	0	0	0	0	0	0	0	W	27-20
04	09/29	Panthers	P	0	0	0	0.0	0.0	0	0	0	0	0	0	0	0	0	0	0	0	0	0	0	0	0	0	L	10-16
05	10/06	Falcons	P	0	0	0	0.0	0.0	0	0	0	0	0	0	0	0	0	0	0	0	0	0	0	0	0	0	W	53-32
06	10/13	at Chiefs	P	0	0	0	0.0	0.0	0	0	0	0	0	0	0	0	0	0	0	0	0	0	0	0	0	0	W	31-24
07	10/20	at Colts	P	2	2	0	0.0	0.0	0	0	0	0	0	0	0	0	0	0	0	0	0	0	0	0	0	0	L	23-30
08	10/27	Raiders	P	0	0	0	0.0	0.0	0	0	1	0	0	0	0	0	0	0	0	0	0	0	0	0	0	0	W	27-24
09	11/03	at Jaguars	P	1	1	0	0.0	0.0	0	0	0	0	0	0	0	0	1	0	0	0	0	0	0	0	0	0	W	26-3
11	11/17	at Ravens	P	2	0	2	0.0	0.0	0	0	0	0	0	0	0	0	0	0	0	0	0	0	0	0	0	0	L	7-41
2019 TOTALS			10-0	6	3	3	0.0	0.0	0	0	2	0	0	0	0	0	1	0	0	0	0	0	0	0	0	0	6-4	



NICK MARTIN

CENTER

6-4 | 295 | NOTRE DAME

HOMETOWN: INDIANAPOLIS, IND. | AGE: 26

4TH NFL SEASON | 4TH WITH TEXANS | ACQUIRED: 02-'16

2019 GP/GS: 10/10 | CAREER GP/GS (POST): 40/40 (1/1)

TEAMS: HOU '16-'19



66

TRANSACTIONS: Selected by the Houston Texans with the 19th pick in the second round (50th overall) of the 2016 NFL Draft...Signed a contract extension with the Texans on Sept. 10, 2019.

2019 (Houston 10/10):

- Started at center, helping the offense average 6.1 yards per carry at Baltimore (11/17)
- Started at center as part of an offensive line that paved the way for 216 total rushing yards, the most rushing yards in a single game since Week 12 of the 2018 season vs. Tennessee (281) and the second most yards in a game under Head Coach Bill O'Brien (2014-19)
- Started at center and helped block for QB Deshaun Watson's 279-yard, three-touchdown performance vs. Oakland (10/27)
- Played in every offensive snap as part of an offensive line that blocked for 391 yards of total offense at Indianapolis (10/20)
- Started at center as part of an offensive line that paved the way for 472 total net yards at Kansas City (10/13), while not allowing a sack or the second-consecutive week
- Started at center vs. Atlanta (10/6) and played in every offensive snap, paving the way for QB Deshaun Watson's 426-yard, five-touchdown performance
- Started at center and played in every offensive snap as well as three special teams snaps vs. Carolina (9/29)
- Started at center in the Week 3 win over the L.A. Chargers and protected QB Deshaun Watson, helping him record 351 passing yards and three passing touchdowns
- Started at center vs. Jacksonville for the second-consecutive week and played in all 66 offensive snaps
- Started at center in the season opener at New Orleans (9/9) and paved the way for a rushing attack that averaged 7.83 yards per carry, which is the second-highest rushing average in a single game in franchise history

2018 (Houston 16/16; 1/1):

- Started all 16 games at center for the first time in his career
- Started at center and helped post the second-highest team rushing total (167) in a season opener in franchise history at New England (9/9)
- Started at center and helped record a second-consecutive game with more than 140 team rushing yards at Tennessee (9/16)
- Started at center vs. the N.Y. Giants (9/23)

- Started at center and helped the Texans gain 466 yards of total offense at Indianapolis (9/30)
- Started at center and helped the Texans offense record 462 yards of total offense vs. Dallas (10/7)
- Started at center and recorded his third career tackle vs. Buffalo (10/14)
- Helped the Texans rush for 141 yards and started at center at Jacksonville (10/21)
- Started at center and helped the Texans rush for a season-high 188 yards vs. Miami (10/25)
- Started at center at Denver (11/4)
- Started at center and helped the Texans rush for 139 yards at Washington (11/18)
- Started at center and led the way to a franchise-record 281 yards rushing vs. Tennessee (11/26)
- Started at center vs. Cleveland (12/2)
- Started at center vs. Indianapolis (12/9)
- Started at center at the N.Y. Jets (12/15)
- Started at center at Philadelphia (12/23)
- Started at center and helped the Texans rush for 134 yards vs. Jacksonville (12/30)
- Started at center in his postseason debut in the Wild Card Round vs. Indianapolis (1/5)

2017 (Houston 14/14):

- Started in his NFL debut vs. Jacksonville (9/10)
- Started at center and helped lead the team to a 168-yard rushing performance at Cincinnati (9/14)
- Paved the way for a 125-yard rushing performance with a 300-yard passer at New England (9/24)
- Started vs. Tennessee (10/1) and paved the way for a 173-yard rushing performance, 445 yards of total offense, six offensive touchdowns and a franchise-record 57 points
- Started and helped block for a 144-yard rushing performance and five offensive touchdowns vs. Kansas City (10/8)
- Paved the way for 340 net yards of offense and helped the Texans score 30-plus points for a franchise-record fourth straight game vs. Cleveland (10/15)
- Played every snap at center and helped produce 500-plus yards of offense and 38 points at Seattle (10/29)
- Started his eighth consecutive game vs. Indianapolis (11/5)
- Started at center and paved the way for 134 rushing yards, 357 yards of total offense and the team's sixth game of 30-or-more points vs. Arizona (11/19)
- Helped the offense compile 384 total yards at Tennessee

TEXANS BIOS

(12/3)

- Started at center vs. San Francisco (12/10)
- Placed on the Reserve/Injured list on Dec. 19

2016 (Houston 0/0, 0/0):

- Placed on the Reserve/Injured list on Aug. 30

COLLEGE:

- Played four seasons (2012-15) at the University of Notre Dame in South Bend, Ind. after redshirting the 2011 season
- Saw action in 50 games and made 37 starts in his career with the Fighting Irish
- Named to the Rimington Trophy Watch List (2014-15) and the Lombardi Award Watch List (2014), and served as a team captain his final two seasons
- Started 26 consecutive games from 2014-15
- As a senior in 2015, helped establish a running game that rushed for 207.6 yards per game, the highest average for Notre Dame since 1998
- Played the final 10 games of the 2014 campaign at left guard, marking his first start at any other position than center
- Part of a Fighting Irish offensive line that yielded just 8.0 sacks and ranked second in the Football Bowl Subdivision in fewest sacks allowed in 2013

PERSONAL:

- First-team Indiana all-state pick on Associated Press Class 3A team as offensive lineman
- Named to Indiana Football Coaches Association Top 50

- All-State team as one of 10 offensive linemen
- Named to the 2010 Super Team by the Indianapolis Star
- Second-team offensive lineman on U.S. Air Force Medium Schools Prep All-America squad
- Helped fourth-ranked Bishop Chatard High School in Indianapolis to 2010 Indiana Class 3A state title with 28-14 win over South Bend St. Joseph's in state title contest that marked Chatard's record 10th state title
- Chatard ended the season with 11-4 record and 10 straight wins after early three-game losing streak
- Helped team to No. 3 state ranking in IFCA final regular-season poll for 2010
- Starter on both offensive and defensive lines
- Rated second-best Class 3A defensive player in Indianapolis area in preseason listings by the Indianapolis Star
- Helped Chatard to 12-2 mark as a junior in 2009 before losing to Evansville Memorial in Indiana state playoff semi-state round
- Father, Keith, played football at Kentucky and was 1982 Academic All-Southeastern Conference pick as team's top defensive tackle while also earning NCAA Postgraduate Scholarship in 1983
- Played for coach Vincent Lorenzano at Bishop Chatard High School
- Son of Pam and Keith Martin
- Brother, Zack, is a three-time All-Pro selection and two-time Pro Bowler as the starting right guard for the Dallas Cowboys after being a first-round pick in the 2014 NFL Draft
- Graduated May 2015, with a degree in management consulting from the Mendoza College of Business

NICK MARTIN'S NFL REGULAR SEASON STATISTICS

DATE	TEAM	GP	GS
2016	Texans	0	0
2017	Texans	14	14
2018	Texans	16	16
2019	Texans	10	10
NFL TOTALS		40	40

NICK MARTIN'S NFL POSTSEASON STATISTICS

DATE	TEAM	GP	GS
2018	Texans	1	1
NFL TOTALS		1	1

TEXANS BIOS

2019 GAME-BY-GAME REGULAR SEASON STATISTICS (TEXANS)

W	DATE	OPPONENT	P/S	W/L	SCORE
01	09/09	at Saints	S	L	28-30
02	09/15	Jaguars	S	W	13-12
03	09/22	at Chargers	S	W	27-20
04	09/29	Panthers	S	L	10-16
05	10/06	Falcons	S	W	53-32
06	10/13	at Chiefs	S	W	31-24
07	10/20	at Colts	S	L	23-30
08	10/27	Raiders	S	W	27-24
09	11/03	at Jaguars	S	W	26-3
11	11/17	at Ravens	S	L	7-41
2019 TOTALS			10-10	6-4	



AJ MCCARRON

QUARTERBACK

6-3 | 215 | ALABAMA

HOMETOWN: MOBILE, ALA. | AGE: 29

6TH NFL SEASON | 1ST WITH TEXANS | ACQUIRED: FA-'19

2019 GP/GS: 1/0 | CAREER GP/GS (POST): 14/3 (1/1)

TEAMS: CIN '14-17; OAK '18; HOU '19



2

TRANSACTIONS: Selected by the Cincinnati Bengals with the 24th pick of the fifth round (164th overall) in the 2014 NFL Draft...Signed by the Buffalo Bills as an unrestricted free agent on March 15, 2018...Traded to the Oakland Raiders on Sept. 1, 2018...Waived by the Raiders on March 14, 2019...Signed by the Houston Texans as a free agent on March 20, 2019.

2019 (Houston 0/0):

- ✦ Saw his first action of the season at Baltimore (11/17), but did not complete his only pass attempt
- ✦ Did not play in Weeks 1-9

2018 (Oakland 2/0):

- ✦ Spent the offseason and preseason with the Bills before being traded to the Raiders prior to Week 1
- ✦ Active but did not play in Weeks 1-6 and Week 8
- ✦ Made season debut and completed 1-of-3 passes for 8 yards at San Francisco (11/1)
- ✦ Active but did not play in Weeks 10-11 and Weeks 13-17

2017 (Cincinnati 3/0):

- ✦ Completed 7-of-14 passes (50.0%) for 66 yards in three games
- ✦ Active but did not play in Weeks 1-3
- ✦ Made season debut at Cleveland (10/1)
- ✦ Active but did not play in Week 5 and Weeks 7-13
- ✦ Completed 4-of-8 passes (50.0%) for 47 yards vs. Chicago (12/10)
- ✦ Threw for 19 yards on 3-of-6 passing (50.0%) at Minnesota (12/17)
- ✦ Active but did not play in Weeks 16-17

2016 (Cincinnati 1/0):

- ✦ Active but did not play in Weeks 1-5
- ✦ Made season debut at New England, but did not record a stat (10/16)
- ✦ Active but did not play in Weeks 7-8 and Weeks 10-17

2015 (Cincinnati 7/3; 1/1):

- ✦ Completed 79-of-119 passes (66.4%) for 854 yards, six touchdowns and two interceptions in seven games with three starts as a rookie

- ✦ Active but did not play Weeks 1-6 and Weeks 8-9
- ✦ Made NFL debut, but did not record a stat vs. Cleveland (11/5)
- ✦ Completed 22-of-32 passes (68.8%) for 280 yards, two touchdowns and two interceptions vs. Pittsburgh (12/13)
- ✦ Threw for 192 yards on 15-of-21 passing (71.4%) and one touchdown in his first NFL start at San Francisco (12/20)
- ✦ Completed 22-of-35 passes (62.9%) for 200 yards and one touchdown at Denver (12/28)
- ✦ Recorded 160 yards and two touchdowns on 17-of-27 passing (63.0) vs. Baltimore (1/3/16)
- ✦ Completed 23-of-41 passes (56.1%) for 212 yards, one touchdown and one interception in his postseason debut in the Wild Card Playoff vs. Pittsburgh (1/9/16)

COLLEGE:

- ✦ Played four seasons (2010-13) at the University of Alabama in Tuscaloosa, Ala.
- ✦ Completed 686-of-1,026 passes (66.9%) for 9,019 yards, 77 touchdowns and 15 interceptions in 53 career games in college and led Alabama to a 36-4 record as a three-year starter
- ✦ Led the Crimson Tide to back-to-back BCS National Championships in 2011 and 2012
- ✦ Earned first-team All-America honors and won the Maxwell Award as a senior in 2013
- ✦ Finished runner-up in voting for the 2013 Heisman Trophy Award after completing 226-of-336 passes (67.3%) for 3,063 yards, 28 touchdowns and seven interceptions as a senior
- ✦ Recorded 2,933 passing yards and 30 touchdowns with only three interceptions as a junior in 2012
- ✦ Completed 219-of-328 passes (66.8%) for 2,634 yards, 16 touchdowns and five interceptions as a first-year starting sophomore in 2011

PERSONAL:

- ✦ Attended St. Paul's Episcopal School in Mobile, Ala.
- ✦ Led his high school to the 2007 AHSAA Class 5A state championship as a senior alongside Steelers LB Mark Barron
- ✦ Son of Dee Dee Bonner and Anthony McCarron
- ✦ Brother, Corey, played fullback at Middle Tennessee State
- ✦ Graduated from Alabama with a degree in health studies

TEXANS BIOS

AJ MCCARRON'S NFL REGULAR SEASON PASSING/RUSHING STATISTICS

DATE TEAM	GP	GS	PASSING											RUSHING				
			ATT.	CMP.	PCT.	YDS	AVG.	TD	INT.	LG	SK	LST	RATE	NO.	YDS.	AVG.	LG	TD
2014 Bengals	0	0	0	0	0.0	0	0.0	0	0	0	0	0	0.0	0	0	0.0	0	0
2015 Bengals	7	3	119	79	66.4	854	7.2	6	2	66t	12	63	97.1	14	31	2.2	16	0
2016 Bengals	1	0	0	0	0.0	0	0.0	0	0	0	0	0	0.0	0	0	0.0	0	0
2017 Bengals	3	0	14	7	50.0	66	4.7	0	0	27	1	9	63.4	0	0	0.0	0	0
2018 Raiders	2	0	3	1	33.3	8	2.7	0	0	8	1	7	42.4	3	-2	-0.7	0	0
2019 Texans	1	0	1	0	0.0	0	0.0	0	0	0	1	10	39.6	0	0	0.0	0	0
TOTALS	14	3	137	87	63.5	928	6.8	6	2	66t	15	89	91.7	17	29	1.7	16	0

AJ MCCARRON'S NFL POSTSEASON PASSING/RUSHING STATISTICS

DATE TEAM	GP	GS	PASSING											RUSHING				
			ATT.	CMP.	PCT.	YDS	AVG.	TD	INT.	LG	SK	LST	RATE	NO.	YDS.	AVG.	LG	TD
2014 Bengals	0	0	0	0	0.0	0	0.0	0	0	0	0	0	0.0	0	0	0.0	0	0
2015 Bengals	1	1	41	23	56.1	212	5.2	1	1	25t	3	24	68.3	5	9	1.8	6	0
TOTALS	1	1	41	23	56.1	212	5.2	1	1	25t	3	24	68.3	5	9	1.8	6	0

SINGLE-GAME HIGHS: QUARTERBACK

Pass Attempts	35 at Denver Broncos, Dec 28, 2015	Completion Percentage	71.4 at San Francisco 49ers, Dec 20, 2015
Pass Completions	22 at Denver Broncos, Dec 28, 2015 ...1 more at 22.	Passer Rating	115.6 at San Francisco 49ers, Dec 20, 2015
Yards Passing	280 vs. Pittsburgh Steelers, Dec 13, 2015	Rush Attempts	4 at Denver Broncos, Dec 28, 2015
TD Passes	2 vs. Baltimore Ravens, Jan 03, 2016 ...1 more at 2.	Rushing Yards	21 at Denver Broncos, Dec 28, 2015
Long Passes	66t vs. Pittsburgh Steelers, Dec 13, 2015	Longest Runs	16 at Denver Broncos, Dec 28, 2015

SINGLE-GAME HIGHS - POSTSEASON: QUARTERBACK

Pass Attempts	41 vs. Pittsburgh Steelers, Jan 09, 2016	Completion Percentage	56.1 vs. Pittsburgh Steelers, Jan 09, 2016
Pass Completions	23 vs. Pittsburgh Steelers, Jan 09, 2016	Passer Rating	68.3 vs. Pittsburgh Steelers, Jan 09, 2016
Yards Passing	212 vs. Pittsburgh Steelers, Jan 09, 2016	Rush Attempts	5 vs. Pittsburgh Steelers, Jan 09, 2016
TD Passes	1 vs. Pittsburgh Steelers, Jan 09, 2016	Rushing Yards	9 vs. Pittsburgh Steelers, Jan 09, 2016
Long Passes	25t vs. Pittsburgh Steelers, Jan 09, 2016	Longest Runs	6 vs. Pittsburgh Steelers, Jan 09, 2016

2019 GAME-BY-GAME REGULAR SEASON STATISTICS (TEXANS)

2019 CHIEFS PLAY BY PLAY PASSING RECORD (CONTINUED)																				
			PASSING											RUSHING						
W	DATE	OPPONENT	P/S	ATT	CMP	YDS	PCT	Y/A	Y/C	TD	INT	LG	SK/YD	RATE	ATT	YDS	LG	TD	W/L	SCORE
01	09/09	at Saints																	L	28-30
02	09/15	Jaguars																	W	13-12
03	09/22	at Chargers																	W	27-20
04	09/29	Panthers																	L	10-16
05	10/06	Falcons																	W	53-32
06	10/13	at Chiefs																	W	31-24
07	10/20	at Colts																	L	23-30
08	10/27	Raiders																	W	27-24
09	11/03	at Jaguars																	W	26-3
11	11/17	at Ravens	P	1	0	0	0.0	0.0	0.0	0	0	0	1/10	39.6	0	0	0	0	L	7-41
2019 TOTALS			1-0	1	0	0	0.0	0.0	0.0	0	0	0	1/10	39.6	0	0	0	0	6-4	



BENARDRICK MCKINNEY

INSIDE LINEBACKER

6-4 | 257 | MISSISSIPPI STATE

HOMETOWN: TUNICA, MISS. | AGE: 26

5TH NFL SEASON | 5TH WITH TEXANS | ACQUIRED: 02-'15

2019 GP/GS: 10/10 | CAREER GP/GS (POST): 72/69 (4/4)

TEAMS: HOU '15-19



55

TRANSACTIONS: Selected by the Houston Texans with the 11th pick in the second round (43rd overall) of the 2015 NFL Draft...Signed a contract extension with the Texans on June 14, 2018.

HONORS:

- Pro Bowl selection (2018)
- Associated Press Second-Team All-Pro (2016)

2019 (Houston 10/10):

- Finished second on the team with eight total tackles (six solo) and one tackle for loss at Baltimore (11/17). Eclipsed 450 career tackles, which ranks sixth in Texans history. Leads the AFC in total tackles since 2016 with 397
- Logged three total tackles (three solo) and one pass defended in the win over Jacksonville in London (11/3)
- Tallied five total tackles vs. Oakland (10/27) and passed Jamie Sharper (442) for the sixth-most career total tackles in franchise history
- Tied for first on the defense with seven total tackles (seven solo) at Indianapolis (10/20) and added two tackles for loss.
- Finished with four total tackles (three solo) at Kansas City (10/13) and recovered a fumble on the Chiefs' three-yard line, which led to a touchdown on the ensuing drive
- Registered nine total tackles (two solo) vs. Atlanta (10/6), which was the second-most on the team. His 41 total tackles this season are the second-most through Week 5 in his NFL career
- Finished second on the team with 12 total tackles (five solo), one pass defended and notched his first-career fumble recovery vs. Carolina (9/29)
- Notched six total tackles (three solo), 0.5 sack, and a single-game career-high three quarterback hits in the Week 3 win over the L.A. Chargers (9/22)
- Finished tied for second on the team with seven total tackles (five solo) in the win vs. Jacksonville (9/15)
- Notched six total tackles (four solo), one forced fumble and one tackle for loss in the season opener at New Orleans (9/9)

2018 (Houston 16/16; 1/1):

- Finished tied for the team lead with 105 total tackles (63 solo), 1.5 sacks, a career-high seven passes defended, five tackles for loss, five quarterback hits and one forced fumble
- Recorded seven total tackles (five solo) at New England

(9/9)

- Tallied five total tackles (one solo) at Tennessee (9/16)
- Notched seven total tackles (three solo) and one tackle for loss vs. the N.Y. Giants (9/23). Passed Brooks Reed (25) for the ninth-most career tackles for loss in team history
- Registered five solo stops at Indianapolis (9/30)
- Finished tied for second on the team with eight total tackles (six solo), 0.5 sack, one tackle for loss and one quarterback hit vs. Dallas (10/7). Split a five-yard sack of Cowboys QB Dak Prescott with DE/OLB Jadeveon Clowney to force 4th down late in the third quarter
- Tallied 11 total tackles (six solo), 1.0 sack, two quarterback hits and one tackle for loss vs. Buffalo (10/14). Notched 11 total tackles and 1.0 sack in a game for the fourth time in his career, which passes DeMeco Ryans and Jamie Sharper (three) for the most games with at least 11 total tackles and 1.0 sack in franchise history
- Finished with seven total tackles (six solo) and one quarterback hit at Jacksonville (10/21)
- Notched seven total tackles (six solo) and a career-high two passes defended vs. Miami (10/25)
- Tallied seven total tackles (four solo) at Denver (11/4)
- Finished with five total tackles (four solo) and one forced fumble at Washington (11/18)
- Recorded a team-high 10 total tackles (six solo) and one tackle for loss vs. Tennessee (11/26)
- Registered four total tackles (two solo) vs. Cleveland (12/2)
- Finished with three total tackles (two solo) and one quarterback hit vs. Indianapolis (12/9)
- Tallied a team-high nine total tackles (three solo), one tackle for loss and matched a career high with two passes defended at the N.Y. Jets (12/15)
- Notched four total tackles (two solo), one interception and two passes defended at Philadelphia (12/23). Intercepted Eagles QB Nick Foles for his first-career interception
- Finished tied for second on the team with five total tackles (three solo) and had one pass defended vs. Jacksonville (12/30)
- Recorded a team-high nine total tackles (five solo) in the Wild Card Round vs. Indianapolis (1/5)

2017 (Houston 16/16):

- Compiled a team-leading 95 total tackles (62 solo) along with 3.0 sacks, eight quarterback hits, a single-season career-high 10 tackles for loss, one forced fumble and one

- pass defended while starting all 16 games
- Finished sixth in the league in total tackles among all players with 3.0-or-more sacks in 2017
- Registered a team-high 11 combined tackles in the season opener vs. Jacksonville (9/10)
- Recorded career highs with 2.0 sacks and three tackles for loss while adding six total tackles at Cincinnati (9/14)
- Made five total tackles with one quarterback hit at New England (9/24)
- Started and made six total tackles and two tackles for loss vs. Kansas City (10/8)
- Made a game-high seven solo tackles and finished with a team-high eight total tackles vs. Cleveland (10/15)
- Produced three total tackles, one quarterback hit and notched his first pass defended of the season at the Los Angeles Rams (11/12)
- Finished with a team-high nine total tackles vs. Arizona (11/19)
- Notched five total tackles on the day to pass C.C. Brown (251) for the 11th-most tackles in team history and produced his ninth tackle for loss on the season to establish a career high at Baltimore (11/27)
- Tallied seven total tackles, one tackle for loss and his third sack of the season at Tennessee (12/3)

2016 (Houston 16/16, 2/2):

- The only player in the NFL in 2016 and the second player in franchise history (Jamie Sharper in 2002) with at least 100 tackles and 5.0 sacks
- Finished 11th in the NFL in total tackles with 129
- Became the seventh player in franchise history to record a 100-tackle season
- Passed DeMeco Ryans (127 in 2007) for the eighth-most total tackles in a single season in Texans history
- Led the team in tackles and ranked third in sacks
- Set single-season career highs in tackles (129), quarterback hits (11), sacks (5.0), passes defended (two) and forced fumbles (one)
- His 69 total tackles through Week 7 were the most through the first seven games of a season in franchise history
- Led the team in total tackles in Weeks 2-7 and 11
- Tied for second on the team with five total tackles (two solo) and added a career-high two quarterback hits in the season opener vs. Chicago (9/11)
- Led the team with a season-high eight tackles to go along with 1.0 sack vs. Kansas City (9/18)
- Posted a single-game career-high 16 total tackles at New England (9/22) in Week 3, which marked the highest single-game total by a Texan since ILB Brian Cushing (17) in 2014
- Also notched 1.0 sack at New England (9/22), giving him a new single-season career high
- Led the team in total tackles for the third straight week with nine total (six solo) and forced a fumble vs. Tennessee (10/2) in Week 4
- Led the team with 10 tackles (five solo), marking his second 10-tackle game of the year, at Minnesota (10/9) in Week 5
- Collected a team-high 12 total tackles (seven solo), 1.0 sack and two quarterback hits vs. Indianapolis (10/16) in Week 6

- Finished second on the team with nine tackles (seven solo) at Denver (10/24) in Week 7
- Tied for the team lead with seven total tackles (six solo) and recorded two tackles for loss at Jacksonville (11/13) in Week 10
- Posted a team-high eight tackles (all solo) and notched one tackle for loss at Oakland (11/21) in Week 11
- Notched his fourth 10-tackle game of the season with 12 total tackles (eight solo) to go along with 1.0 sack and two quarterback hits vs. San Diego (11/27) in Week 12
- Tied for the team lead with eight total tackles (five solo), adding one pass defended and one quarterback hit, at Indianapolis (12/11) in Week 14
- Led the team with seven total tackles (four solo), to go along with 1.0 sack of Jaguars QB Blake Bortles and two quarterback hits vs. Jacksonville (12/18) in Week 15
- Tied for second on the team with seven total tackles, including five solo stops, vs. Cincinnati (12/24) in Week 16
- Made seven total tackles (three solo) vs. Oakland (1/7/17) in the AFC Wild Card round
- Posted the first two postseason passes defended of his career at New England (1/14/17) in the AFC Divisional round

2015 (Houston 14/11, 1/1):

- Made one special teams tackle in his NFL debut vs. Kansas City (9/13)
- Tallied the first two tackles, including one for loss, of his career at Carolina (9/20)
- Made his first NFL start vs. Tampa Bay (9/27). Recorded two tackles (one solo) and one special teams tackle (9/27)
- Finished second on the team with seven total tackles (six solo) vs. Indianapolis (10/8)
- Inactive in Weeks 7-8
- Led the team with nine total tackles (six solo), including one for loss at Cincinnati
- Tied for third on the team with eight total tackles, including four solo stops, vs. New England (12/13)
- His tackle total was his second-highest single-game output of the season (12/13)
- Tied for the team lead with seven total tackles (three solo), including two for loss and 1.0 sack at Indianapolis (12/20)
- Picked up his first career sack when he brought down Colts QB Matt Hasselbeck for an 11-yard loss in the third quarter at Indianapolis (12/20). The sack pinned the Colts at their own one-yard line and forced a punt
- Finished second on the team with nine total tackles, including four solo stops in Wild Card Game vs. Kansas City (1/9/16)
- Posted the second-most tackles by a rookie in a Texans postseason game (1/9/16)

COLLEGE:

- Played three seasons (2012-14) at Mississippi State University in Starkville, Miss. after redshirting the 2011 campaign
- One of the all-time great linebackers in school history, becoming the program's first first-team All-America linebacker since 1999
- Mississippi State's top tackler in his final two seasons
- Played in 39 games with 36 starts in three seasons with

TEXANS BIOS

the Bulldogs

- Recorded 244 total tackles, 19.5 tackles for loss, 7.5 sacks, seven passes defended and six fumble recoveries
- First-team All-America honors in 2014 from the Football Writers Association, ESPN, Phil Steele and Sports Illustrated
- Started all 13 games at middle linebacker and for the second straight year in 2014, was the Bulldogs' top tackler recording 71 with eight tackles for loss, 3.0 sacks, four passes defended, three fumble recoveries and one forced fumble
- Named to College Football News' All-Sophomore squad in 2013 when he racked up a team-best 71 total tackles, which ranked fourth among all sophomores in the SEC, and tied for the team lead in tackles for loss with 7.0 and sacks with 3.5
- Named a First-Team Freshman All-American by CBSSports.com, FoxSportsNext, Phil Steele and CollegeFootballNews.com in 2012
- Led all SEC freshmen and tied for second among freshman in the FBS with 102 total tackles in 2012, which also ranked sixth overall in the SEC, while playing in all 13 games (10 starts)

- Earned All-SEC Freshman honors by the SEC coaches and ESPN.com in 2012 when he totaled 4.5 tackles for loss, a sack, four pass breakups and a fumble recovery
- Sat out his first season as a redshirt freshman in 2011

PERSONAL:

- Attended Rosa Fort High School in Tunica, Miss.
- A top defensive prospect in the state of Mississippi and was the first Rosa Fort player to sign with an SEC program since 2001
- Led the RFHS Lions to a 3-3 finish in Region 2 play and a first-round playoff appearance in the Class 4A state playoffs
- Selected by the state's high school coaches to the North/South All-Star Game as a linebacker
- Started at quarterback for Rosa Fort during senior season and accounted for 2,036 total yards of offense and 22 touchdowns with 1,334 passing and 702 yards on the ground
- Credited with 66 total tackles from linebacker spot
- Threw for 530 yards with five touchdowns as a junior
- Started for the Rosa Fort basketball team

BENARDRICK MCKINNEY'S NFL REGULAR SEASON DEFENSIVE STATISTICS

DATE	TEAM	GP	GS	TK	S	TACKLES					QBH	INTERCEPTIONS					FUMBLES			ST					MISC	
						TFL	YDS	SK	YDS	NO		YDS	LG	TD	PD	FF	FR	YDS	TK	S	A	FF	FR	S	A	
2015	Texans	14	11	58	35	23	7	22	1.0	11.0	2	0	0	0	0	0	0	0	5	2	3	0	0	0	0	
2016	Texans	16	16	129	79	50	8	34	5.0	31.0	11	0	0	0	0	2	1	0	0	0	0	0	0	0	0	
2017	Texans	16	16	95	62	33	10	26	3.0	8.0	8	0	0	0	0	1	1	0	0	0	0	0	0	0	0	
2018	Texans	16	16	105	63	42	5	18	1.5	7.5	5	1	0	0	0	7	1	0	0	0	0	0	0	0	0	
2019	Texans	10	10	68	38	30	4	12	0.5	3.5	3	0	0	0	0	2	1	2	1	0	0	0	0	0	0	
NFL TOTALS		72	69	455	277	178	34	112	11.0	61.0	29	1	0	0	0	12	4	2	1	5	2	3	0	0	0	0

BENARDRICK MCKINNEY'S NFL POSTSEASON DEFENSIVE STATISTICS

DATE	TEAM	GP	GS	TK	S	TACKLES					QBH	INTERCEPTIONS					FUMBLES			ST					MISC		
						A	TFL	YDS	SK	YDS		NO	YDS	LG	TD	PD	FF	FR	YDS	TK	S	A	FF	FR	S	A	
2015	Texans	1	1	9	4	5	0	0	0.0	0.0	0	0	0	0	0	0	0	0	0	0	0	0	0	0	0	0	0
2016	Texans	2	2	12	6	6	0	0	0.0	0.0	0	0	0	0	0	2	0	0	0	0	0	0	0	0	0	0	0
2018	Texans	1	1	9	5	4	0	0	0.0	0.0	0	0	0	0	0	0	0	0	0	0	0	0	0	0	0	0	0
NFL TOTALS		4	4	30	15	15	0	0	0.0	0.0	0	0	0	0	0	2	0	0	0	0	0	0	0	0	0	0	0

SINGLE-GAME HIGHS: DEFENSIVE

Total Tackles 16 at New England Patriots, Sep 22, 2016
Sacks 2.0 at Cincinnati Bengals, Sep 14, 2017
Passes Defended 2 at Philadelphia Eagles, Dec 23, 2018
 ...2 more at 2.
Forced Fumbles 1 at New Orleans Saints, Sep 09, 2019
 ...3 more at 1.

Fumble Recoveries 1 at Kansas City Chiefs, Oct 13, 2019
 ...1 more at 1.
Tackles For Loss 3 at Cincinnati Bengals, Sep 14, 2017
Interceptions 1 at Philadelphia Eagles, Dec 23, 2018
Special Teams Tackles 2 vs. New England Patriots, Dec 13, 2015
 ...1 more at 2.

SINGLE-GAME HIGHS - POSTSEASON: DEFENSIVE

Total Tackles 9 vs. Indianapolis Colts, Jan 05, 2019
 ...1 more at 9.
Passes Defended 2 at New England Patriots, Jan 14, 2017

TEXANS BIOS

2019 GAME-BY-GAME REGULAR SEASON STATISTICS (TEXANS)

			TACKLES								INTERCEPTIONS					FUMBLES			ST					MISC				
W	DATE	OPPONENT	TK	S	A	SK	YDS	TFL	YDS	QBH	NO	YDS	LG	TD	PD	FF	FR	YDS	TK	S	A	FF	FR	S	AW/L	SCORE		
01	09/09	at Saints	S	6	4	2	0.0	0.0	1	7	0	0	0	0	0	1	0	0	0	0	0	0	0	0	0	L	28-30	
02	09/15	Jaguars	S	7	5	2	0.0	0.0	0	0	0	0	0	0	0	0	0	0	0	0	0	0	0	0	0	W	13-12	
03	09/22	at Chargers	S	7	3	4	0.5	3.5	0	0	3	0	0	0	0	0	0	0	0	0	0	0	0	0	0	W	27-20	
04	09/29	Panthers	S	12	5	7	0.0	0.0	0	0	0	0	0	0	1	0	1	1	0	0	0	0	0	0	0	L	10-16	
05	10/06	Falcons	S	9	2	7	0.0	0.0	0	0	0	0	0	0	0	0	0	0	0	0	0	0	0	0	0	W	53-32	
06	10/13	at Chiefs	S	4	3	1	0.0	0.0	0	0	0	0	0	0	0	0	1	0	0	0	0	0	0	0	0	W	31-24	
07	10/20	at Colts	S	7	7	0	0.0	0.0	2	4	0	0	0	0	0	0	0	0	0	0	0	0	0	0	0	L	23-30	
08	10/27	Raiders	S	5	0	5	0.0	0.0	0	0	0	0	0	0	0	0	0	0	0	0	0	0	0	0	0	W	27-24	
09	11/03	at Jaguars	S	3	3	0	0.0	0.0	0	0	0	0	0	0	1	0	0	0	0	0	0	0	0	0	0	W	26-3	
11	11/17	at Ravens	S	8	6	2	0.0	0.0	1	1	0	0	0	0	0	0	0	0	0	0	0	0	0	0	0	L	7-41	
2019 TOTALS		10-10	68	38	30	0.5	3.5	4	12	3	0	0	0	0	2	1	2	1	0	0	0	0	0	0	0	6-4		



WHITNEY MERCILUS

OUTSIDE LINEBACKER

6-4 | 258 | ILLINOIS

HOMETOWN: AKRON, OHIO | AGE: 29

8TH NFL SEASON | 8TH WITH TEXANS | ACQUIRED: D1-'12

2019 GP/GS: 10/10 | CAREER GP/GS (POST): 109/82 (6/3)

TEAMS: HOU '12-'19



59

TRANSACTIONS: Selected by the Houston Texans in the first round (26th overall) of the 2012 NFL Draft...Re-signed with the Texans on May 5, 2015.

HONORS:

- Associated Press Second-Team All-Pro (2016)
- AFC Defensive Player of the Month (December 2015)
- AFC Defensive Player of the Week (Week 1, 2016)

CAREER:

- Ranks third in franchise history with 48.0 sacks
- The franchise postseason sack leader with 6.0
- Became the first player in franchise history and the fifth player in the NFL since 1982 to post two games with 3.5-or-more sacks in a season in 2015
- Tied DE Mario Williams (12.0 in 2008) for the fifth-most sacks in a season in franchise history in 2015
- Joined J.J. Watt (2018) and Khalil Mack (2018) as the only players to record at least 5.0 sacks and four forced fumbles in the first four games of a season since 1993
- Has 11 career games with 2.0-or-more sacks
- Tied the franchise rookie record for sacks with 6.0 in 2012
- Has appeared in four career playoff games, totaling 16 total tackles (10 solo), 5.0 sacks and one special teams tackle
- Joined Kevin Greene, Terrell Suggs and Von Miller as the only players since 1982 with 5.0 sacks over two playoff games
- Became the first player in franchise history to record multiple sacks in two straight postseason contests, dating back to 2016's AFC Wild Card matchup against Kansas City (1/9/16)
- Tied with OLB Brooks Reed and DE J.J. Watt (5.0) for the most career sacks in Texans postseason history and is one tackle for loss shy of Watt's franchise-record seven
- Recorded the most sacks (3.0) in a postseason game in Texans history, while tying for the fourth-most by any NFL player in a playoff contest, vs. Kansas City (1/9/16)

2019 (Houston 10/10):

- Logged two total tackles (two solo) at Baltimore (11/17). Eclipsed 300 career tackles, becoming only the 12th player in franchise history to accomplish the feat
- Tallied three total tackles (three solo) and one quarterback hit, tying Antonio Smit (98) for the second-most career quarterback hits in franchise history

- Finished third on the team with six total tackles (four solo) and added two tackles for loss vs. Oakland (10/27). Posted the third game with multiple tackles for loss this season and the 17th of his career, which ties Jadeveon Clowney (17) for the second-most in team history behind J.J. Watt (43)
- Notched four total tackles (one solo), 0.5 sack, one quarterback hit and recorded his first fumble recovery of the season and the eighth of his career at Indianapolis (10/20)
- Started at outside linebacker at Kansas City (10/13) as part of a defense that held the Chiefs to 53 rushing yards
- Finished with four total tackles (two solo), two tackles for loss and one quarterback hit vs. Atlanta (10/6), posting the second game with multiple tackles for loss this season and the 16th of his career, which ranks third in team history behind J.J. Watt (43) and Jadeveon Clowney (17)
- Finished with two total tackles (one solo), 1.0 sack, one forced fumble and one quarterback hit vs. Carolina (9/29), notching a sack in his fourth-consecutive game for the first time in his NFL career and forcing a fumble in his third-consecutive game for the first time in his NFL career. Joined J.J. Watt (2018) and Khalil Mack (2018) as the only players to record at least 5.0 sacks and four forced fumbles in the first four games of a season since 1993
- Registered five total tackles (five solo), 1.0 sack, one forced fumble, two tackles for loss and one quarterback hit in the Week 3 win over the L.A. Chargers (9/22). Has now recorded a sack in three-consecutive games for the first time in his NFL career and a forced fumble in back-to-back games for the third time in his career
- Posted three total tackles (two solo), three quarterback hits and two strip sacks in the win vs. Jacksonville (9/15), marking his 11th-career game with 2.0-or-more sacks, which is the third-most in team history.
- Notched the first interception of his career in the season opener at New Orleans (9/9), picking off a pass from Saints QB Drew Brees on the Houston four-yard line. Added six total tackles (four solo), 1.0 sack, one tackle for loss, one quarterback hit and one pass defended in the contest, becoming only the third player in the NFL in Week 1 to record a sack and an interception in the same game

2018 (Houston 16/9; 1/0):

- ✦ Amassed two total tackles at New England (9/9)
- ✦ Registered three total tackles (two solo) at Tennessee (9/16)
- ✦ Talled three total tackles (one solo) vs. the N.Y. Giants (9/23)
- ✦ Recorded one solo stop, one tackle for loss and three quarterback hits at Indianapolis (9/30)
- ✦ Contributed on defense and special teams vs. Dallas (10/7)
- ✦ Notched four total tackles and one quarterback hit vs. Buffalo (10/14)
- ✦ Finished with four solo tackles, 1.0 sack, two forced fumbles, one quarterback hit and one tackle for loss at Jacksonville (10/21). Set a single-game career-high for forced fumbles and tied Brian Cushing (nine) for the third-most career forced fumbles in franchise history
- ✦ Talled one total tackle and one quarterback hit vs. Miami (10/25)
- ✦ Registered two total tackles (two solo), one tackle for loss and one quarterback hit at Denver (11/4)
- ✦ Finished with three total tackles (two solo), 1.0 sack, one quarterback hit and one tackle for loss at Washington (11/18). Joined J.J. Watt and Mario Williams as the only players in franchise history to record at least 40.0 career sacks
- ✦ Talled five total tackles (three solo), 1.5 sacks, two quarterback hits and one tackle for loss vs. Tennessee (11/26). Registered his first multi-sack game since Week 16 of the 2016 season vs. Cincinnati
- ✦ Registered two total tackles (one solo) vs. Cleveland
- ✦ Recorded three total tackles (two solo) vs. Indianapolis (12/9)
- ✦ Talled three total tackles (two solo) and two quarterback hits at the N.Y. Jets (12/15)
- ✦ Notched two solo tackles at Philadelphia (12/23)
- ✦ Finished with two total tackles (one solo), 0.5 sack and one quarterback hit vs. Jacksonville (12/30)
- ✦ Recorded one total tackle in the Wild Card Round vs. Indianapolis (1/5)

2017 (Houston 5/5):

- ✦ Talled 10 total tackles (nine solo), 1.0 sack, one tackle for loss, one forced fumble and one quarterback hit in five games
- ✦ Recorded five tackles and one tackle for loss in the season opener vs. Jacksonville (9/10)
- ✦ Finished with six tackles, his first sack of the season and forced one fumble that was returned for a touchdown at New England (9/24)
- ✦ Placed on the Reserve/Injured list on Oct. 11

2016 (Houston 15/15, 2/2):

- ✦ Tied for the league lead with four fumble recoveries and led the team with 7.5 sacks
- ✦ Tied for 14th in the NFL with 13 tackles for loss
- ✦ Totaled four total tackles (two solo), 2.0 sacks and one forced fumble in the season opener vs. Chicago (9/11)
- ✦ His strip-sack of Bears QB Jay Cutler gave him 2.0 sacks for the game and his third straight multiple-sack game (including postseason) dating back to Week 17 of the 2015 season, vs. Chicago (9/11)
- ✦ Finished with three total tackles (one solo), a quarterback

- hit and notched a fumble recovery after a strip-sack by OLB John Simon on Chiefs QB Alex Smith vs. Kansas City (9/18)
- ✦ Finished second on the team and set a season high with seven total tackles (five solo), one tackle for loss and one quarterback hit vs. Tennessee (10/2) in Week 4
- ✦ Recorded three total tackles, 1.5 sacks and set a single-game career high with five quarterback hits at Minnesota (10/9) in Week 5
- ✦ Split a sack with DE Antonio Smith on QB Sam Bradford in the first quarter and added a full sack one quarter later, also on third down, at Minnesota (10/9)
- ✦ Notched six total tackles (four solo), 1.0 sack and two tackles for loss vs. Indianapolis (10/16)
- ✦ Tied a single-season career high (two in 2015) with his second fumble recovery of the year and fifth of his career, at Jacksonville (11/13) in Week 10
- ✦ Logged four total tackles (all solo), including a season-high three for loss, and two quarterback hits vs. San Diego (11/27) in Week 12
- ✦ Sacked Packers QB Aaron Rodgers, posted three tackles for loss and set a career high with his third fumble recovery of the season at Green Bay (12/4) in Week 13
- ✦ Posted three solo tackles, four quarterback hits, one pass defended and one fumble recovery at Indianapolis (12/11) in Week 14
- ✦ Matched his season high with 2.0 sacks of Bengals QB Andy Dalton, giving him his 10th career game with 2.0-or-more sacks, vs. Cincinnati (12/24) in Week 16
- ✦ Tied for second on the team with seven tackles (five solo), and recorded three tackles for loss and 2.0 sacks vs. Oakland (1/7/17) in the AFC Wild Card round
- ✦ Finished with four total tackles, three quarterback hits, one pass defended and 1.0 sack, giving him a franchise-best 6.0 for his postseason career, at New England (1/14/17) in the AFC Divisional round

2015 (Houston 16/10, 1/1):

- ✦ Finished the year with 50 total tackles (32 solo), 12.0 sacks, 16 quarterback hits, 14 tackles for loss, two passes defended, two fumble recoveries and one forced fumble. His sack and tackles for loss totals set single-season career highs, while he tied his personal-best for total tackles
- ✦ Tied Mario Williams (12.0 in 2008) for the fifth-most sacks in a season in franchise history
- ✦ Named AFC Defensive Player of the Month for December
- ✦ Had two total tackles (one solo), one tackle for loss and one fumble recovery vs. Tampa Bay
- ✦ Registered his first 2.0 sacks of the season at Jacksonville (10/18)
- ✦ Posted a career-high 3.5 sacks vs. Tennessee (11/1), which is tied for the second-most in a game in Texans history (LB Connor Barwin, 4.0 at Jacksonville, 11/27/11, and DE Mario Williams, 3.5 vs. Denver, 12/13/07)
- ✦ Tied for second on the team with seven total tackles (six solo), while adding four tackles for loss and four quarterback hits vs. Tennessee (11/1)
- ✦ Finished with five tackles, including three for loss, and a sack at Cincinnati (11/16)
- ✦ Registered four total tackles (three solo) and one pass defended at Buffalo (12/6), his second of the year and first since Week 1 against Kansas City (9/13)
- ✦ Set a single-season career-high in sacks (7.5) after he

brought down Patriots QB Tom Brady for a nine-yard loss in the fourth quarter vs. New England (12/13)

- ✦ Finished the game with five total tackles (three solo) and 1.0 sack vs. New England (12/13)
- ✦ Sacked Colts QB Charlie Whitehurst in the fourth quarter at Indianapolis (12/20)
- ✦ Tallied five total tackles (three solo), 3.5 sacks, three quarterback hits, two tackles for loss, one forced fumble and one fumble recovery vs. Jacksonville (1/3/16)
- ✦ Became the first player in franchise history and the fifth player in the NFL since 1982 to post two games with 3.5-or-more sacks in a season
- ✦ Recorded the most sacks (3.0) in a postseason game in Texans history, while tying for the fourth-most by any NFL player, in a playoff contest vs. Kansas City (1/9/16)
- ✦ Finished with eight total tackles (five solo), 3.0 sacks for a loss of 17 yards and four quarterback hits in Wild Card Game vs. Kansas City (1/9/16)

2014 (Houston 15/13):

- ✦ Started 13-of-15 games and registered 50 total tackles, 5.0 sacks, 11 quarterback hits, nine tackles for loss and two forced fumbles
- ✦ Started and recorded a tackle at Oakland (9/14) in Week 2
- ✦ Made five total tackles at N.Y. Giants (9/21) in Week 3
- ✦ Recorded two quarterback hits and made two tackles vs. Buffalo (9/28) in Week 4
- ✦ Made five total tackles and added a tackle for loss and quarterback hit at Dallas (10/5) in Week 5
- ✦ Recorded six total tackles, two tackles for loss and a quarterback hit vs. Indianapolis (10/9) in Week 6
- ✦ Recorded the fourth multi-sack game of his career at Pittsburgh (10/20). Strip-sacked Ben Roethlisberger in the first quarter and finished the game with five total tackles, two tackles for loss, one quarterback hit and one pass defended
- ✦ Had a multi-sack game for the fifth time in his career and second time this season vs. Philadelphia (11/2) in Week 9. Tied for the team lead with a career-high nine total tackles. Set a season high with three quarterback hits and tied a season high with two tackles for loss
- ✦ Made five total tackles vs. Cincinnati (11/23) in Week 12
- ✦ Had three total tackles and a tackle for loss vs. Tennessee (11/30) in Week 13
- ✦ Inactive in Week 15
- ✦ Had three total tackles and forced his second fumble of the season vs. Baltimore (12/21) in Week 16
- ✦ Sacked Jaguars QB Blake Bortles for three yards vs. Jacksonville (12/28) in Week 17. Finished with three total tackles, one tackle for loss and one quarterback hit

2013 (Houston 16/16):

- ✦ Started all 16 games at WILL linebacker and recorded 47 total tackles, 7.0 sacks, 18 quarterback hits and six tackles for loss
- ✦ Recorded seven total tackles (five solo) and 1.0 sack for a loss of six yards at San Diego (9/9)
- ✦ Amassed eight total tackles (four solo) and 2.5 sacks vs. Seattle (9/29)
- ✦ Recorded six total tackles (three solo) and 1.0 sack at San Francisco (10/6)
- ✦ Added another sack to go along with four solo tackles vs.

Jacksonville (11/24)

- ✦ Recorded his seventh sack of the season vs. Denver (12/22)

2012 (Houston 16/4, 2/0):

- ✦ Tied the Texans rookie record for sacks in a season with 6.0
- ✦ Made his Texans and NFL debut at outside linebacker in the season opener vs. Miami (9/9)
- ✦ Registered his first career sack and forced a fumble when he dropped Ravens QB Joe Flacco for a two-yard loss in the first quarter vs. Baltimore (10/21)
- ✦ Recorded 2.0 sacks and collected his second career forced fumble vs. Buffalo (11/4)
- ✦ Made two total tackles (one solo) at Chicago (11/11)
- ✦ Collected a season-high four tackles at Detroit (11/22)
- ✦ Sacked Titans QB Jake Locker twice for a total loss of six yards and recovered a fumble at Tennessee (12/2)
- ✦ Sacked Patriots QB Tom Brady for a seven-yard loss in the third quarter at New England (12/10) to give him 6.0 sacks on the season, tying the franchise rookie sack record set by OLB Brooks Reed in 2011
- ✦ Made his postseason debut in the AFC Wild Card Playoff vs. Cincinnati (1/5/13)
- ✦ Made one tackle and one special teams tackle in AFC Divisional Playoff at New England (1/13/13)

COLLEGE:

- ✦ Played three seasons (2009-11) at the University of Illinois in Champaign, Ill. after redshirting the 2008 campaign
- ✦ Started 15-of-37 games with the Illini, recording 81 total tackles (42 solo) with 18.0 sacks (119 yards), 28 tackles for loss (150 yards), 11 forced fumbles and two fumble recoveries
- ✦ Tied for eighth in NCAA FBS history with 11 forced fumbles, which also ranks fifth all-time in the Big Ten Conference and is second on the Illini all-time list (13 by Simeon Rice from 1992-95)
- ✦ Set a school and Big Ten single-season record with nine forced fumbles in 2011
- ✦ Third on the Illinois single-season tackle for loss chart with 22.5 in 2011
- ✦ Earned 2011 All-America and All-Big Ten Conference first-team honors from The NFL Draft Report as the scouting service named him the league's Player of the Year and National Defensive Lineman of the Year
- ✦ Mid-season All-America from Phil Steele's College Football and was selected National Defensive Lineman of the Week for his performance vs. Indiana (3.0 sacks) his senior season
- ✦ Led the nation in sacks per game (1.23) and fumbles forced per game (0.833) as a senior
- ✦ Recorded a career-high 57 total tackles (28 solo) with 16.0 sacks (105 yards) to tie the school season-record that was first set by Simeon Rice in 1994
- ✦ Played in all 13 games, starting two games at weak-side defensive end his junior season
- ✦ Recorded 16 total tackles (eight solo) with a 7-yard sack and three tackles for loss in 2010
- ✦ Recorded eight total tackles (four solo), two assisted sacks and 3.5 tackles for loss in 2009
- ✦ Redshirted as a freshman

TEXANS BIOS

PERSONAL:

- ✎ Attended Garfield High School in Akron, Ohio
- ✎ Played defensive end and tight end and earned Northeast Ohio Inland All-Star team, Cleveland Plain-Dealer Defensive All-Star team and All-District honors after

leading the Rams to a 7-3 record in 2007

- ✎ A Prep Star All-Region and All-Akron City League choice, he recorded 36 solo tackles with a pair of sacks, six stops behind the line of scrimmage and four fumble recoveries, advancing one 36 yards for a score

WHITNEY MERCILUS' NFL REGULAR SEASON DEFENSIVE STATISTICS

DATE	TEAM	GP	GS	TACKLES							INTERCEPTIONS					FUMBLES			ST					MISC		
				TK	S	A	TFL	YDS	SK	YDS	QBH	NO	YDS	LG	TD	PD	FF	FR	YDS	TK	S	A	FF	FR	S	A
2012	Texans	16	4	18	15	3	6	0	6.0	17.0	7	0	0	0	0	1	2	1	0	7	5	2	0	0	0	0
2013	Texans	16	16	47	33	14	6	31	7.0	36.0	18	0	0	0	0	0	0	0	0	0	0	0	0	0	0	
2014	Texans	15	13	50	31	19	9	35	5.0	30.0	11	0	0	0	0	0	2	0	0	0	0	0	0	0	0	
2015	Texans	16	10	50	32	18	14	63	12.0	60.0	16	0	0	0	0	2	1	1	5	2	0	2	0	1	0	0
2016	Texans	15	15	53	36	17	13	57	7.5	56.5	22	0	0	0	0	1	1	4	7	0	0	0	0	0	0	0
2017	Texans	5	5	10	9	1	1	1	1.0	6.0	1	0	0	0	0	0	1	0	0	0	0	0	0	0	0	0
2018	Texans	16	9	39	22	17	5	28	4.0	28.0	14	0	0	0	0	0	2	0	0	0	0	0	0	0	0	0
2019	Texans	10	10	34	24	10	7	21	5.5	41.5	9	1	2	2	0	1	4	1	2	0	0	0	0	0	0	0
NFL TOTALS		109	82	301	202	99	61	236	48.0	275.0	98	1	2	2	0	5	13	7	14	9	5	4	0	1	0	0

WHITNEY MERCILUS' NFL POSTSEASON DEFENSIVE STATISTICS

DATE	TEAM	GP	GS	TACKLES								INTERCEPTIONS						FUMBLES			ST					MISC	
				TK	S	A	TFL	YDS	SK	YDS	QBH	NO	YDS	LG	TD	PD	FF	FR	YDS	TK	S	A	FF	FR	S	A	
2012	Texans	2	0	1	0	1	0	0	0.0	0.0	0	0	0	0	0	0	0	0	0	1	1	0	0	0	0	0	
2015	Texans	1	1	8	5	3	3	17	3.0	17.0	4	0	0	0	0	0	0	0	0	0	0	0	0	0	0		
2016	Texans	2	2	11	7	4	4	23	3.0	20.0	5	0	0	0	0	1	0	0	0	0	0	0	0	0	0		
2018	Texans	1	0	1	0	1	0	0	0.0	0.0	0	0	0	0	0	0	0	0	0	0	0	0	0	0	0		
NFL TOTALS		6	3	21	12	9	7	40	6.0	37.0	9	0	0	0	0	1	0	0	0	1	1	0	0	0	0	0	

SINGLE-GAME HIGHS: DEFENSIVE

Total Tackles	9 vs. Philadelphia Eagles, Nov 02, 2014	Tackles For Loss	4 vs. Tennessee Titans, Nov 01, 2015
Sacks	3.5 vs. Jacksonville Jaguars, Jan 03, 2016 ...1 more at 3.5.	Interceptions	1 at New Orleans Saints, Sep 09, 2019
Passes Defensed	1 at New Orleans Saints, Sep 09, 2019 ...4 more at 1.	Interception Return Yards	2 at New Orleans Saints, Sep 09, 2019
Forced Fumbles	2 vs. Jacksonville Jaguars, Sep 15, 2019 ...1 more at 2.	Special Teams Tackles	2 vs. Baltimore Ravens, Oct 21, 2012 ...1 more at 2.
Fumble Recoveries	1 at Indianapolis Colts, Oct 20, 2019 ...6 more at 1.	Special Teams Fumble Recoveries	1 vs. Tampa Bay Buccaneers, Sep 27, 2015

SINGLE-GAME HIGHS - POSTSEASON: DEFENSIVE

Total Tackles	8 vs. Kansas City Chiefs, Jan 09, 2016	Tackles For Loss	3 vs. Oakland Raiders, Jan 07, 2017 ...1 more at 3.
Sacks	3.0 vs. Kansas City Chiefs, Jan 09, 2016	Special Teams Tackles	1 at New England Patriots, Jan 13, 2013
Passes Defensed	1 at New England Patriots, Jan 14, 2017		

TEXANS BIOS

2019 GAME-BY-GAME REGULAR SEASON STATISTICS (TEXANS)

			TACKLES								INTERCEPTIONS					FUMBLES			ST					MISC			
W	DATE	OPPONENT	TK	S	A	SK	YDS	TFL	YDS	QBH	NO	YDS	LG	TD	PD	FF	FR	YDS	TK	S	A	FF	FR	S	AW/L	SCORE	
01	09/09	at Saints	S	5	4	1	1.0	8.0	1	8	1	1	2	2	0	1	0	0	0	0	0	0	0	0	0	L	28-30
02	09/15	Jaguars	S	3	2	1	2.0	18.0	0	0	3	0	0	0	0	0	2	0	0	0	0	0	0	0	0	W	13-12
03	09/22	at Chargers	S	5	5	0	1.0	0.0	2	8	1	0	0	0	0	0	1	0	0	0	0	0	0	0	0	W	27-20
04	09/29	Panthers	S	2	1	1	1.0	13.0	0	0	1	0	0	0	0	0	1	0	0	0	0	0	0	0	0	L	10-16
05	10/06	Falcons	S	4	2	2	0.0	0.0	2	3	1	0	0	0	0	0	0	0	0	0	0	0	0	0	0	W	53-32
06	10/13	at Chiefs	S	0	0	0	0.0	0.0	0	0	0	0	0	0	0	0	0	0	0	0	0	0	0	0	0	W	31-24
07	10/20	at Colts	S	4	1	3	0.5	2.5	0	0	1	0	0	0	0	0	0	1	2	0	0	0	0	0	0	L	23-30
08	10/27	Raiders	S	6	4	2	0.0	0.0	2	2	0	0	0	0	0	0	0	0	0	0	0	0	0	0	0	W	27-24
09	11/03	at Jaguars	S	3	3	0	0.0	0.0	0	0	1	0	0	0	0	0	0	0	0	0	0	0	0	0	0	W	26-3
11	11/17	at Ravens	S	2	2	0	0.0	0.0	0	0	0	0	0	0	0	0	0	0	0	0	0	0	0	0	0	L	7-41
2019 TOTALS		10-10	34	24	10	5.5	41.5	7	21	9	1	2	2	0	1	4	1	2	0	0	0	0	0	0	0	6-4	



BARKEVIOUS MINGO

OUTSIDE LINEBACKER

6-5 | 235 | LSU

HOMETOWN: BELLE GLADE, FLA. | AGE: 29

7TH NFL SEASON | 1ST WITH TEXANS | ACQUIRED: T-'19 (SEA)

2019 GP/GS: 10/0 | CAREER GP/GS (POST): 104/36 (4/1)

TEAMS: CLE '13-'15; NE '16; IND '17; SEA '18; HOU '19



52

TRANSACTIONS: Selected by the Cleveland Browns in the first round (sixth overall) of the 2013 NFL Draft...Traded to the New England Patriots on Aug. 25, 2016...Signed by the Indianapolis Colts as an unrestricted free agent on March 9, 2017...Signed by the Seattle Seahawks as an unrestricted free agent on March 16, 2018...Traded to the Houston Texans on Aug. 31, 2019.

2019 (Houston 9/0):

- Registered one special teams tackle at Baltimore (11/17)
- Contributed on both defense and special teams in the win over Jacksonville in London (11/3)
- Saw action on special teams vs. Oakland (10/27)
- Contributed on special teams at Indianapolis (10/20)
- Saw action on special teams at Kansas City (10/13)
- Contributed on both defense and special teams vs. Atlanta (10/6)
- Saw action on special teams vs. Carolina (9/29)
- Contributed on 18 special teams plays in the Week 3 win over the L.A. Chargers (9/22)
- Contributed on special teams in the Week 2 win vs. Jacksonville (9/15)
- Made his Texans debut in the season opener at New Orleans (9/9)

2018 (Seattle 16/14, 1/1):

- Appeared in all 16 games for the Seahawks and started in a career-high 14 games as an outside linebacker and key special teams contributor
- Tallied 36 total tackles (28 solo) on the season and added three tackles for loss, one sack, two quarterback hits, one pass defended, one forced fumble and led the team with 12 special teams tackles
- Started in the NFC Wild Card Round at Dallas (1/8/19) and recorded one tackle
- Recorded four tackles, one pass defended and forced a fumble by RB Christian McCaffrey at Carolina (11/25)
- Posted a season-high seven solo tackles, including one tackle for loss in the Week 6 win at Oakland (10/14)
- Tied his single-game career high with seven total tackles vs. the L.A. Rams (10/7) and added one quarterback hit
- Notched his only sack of the season against the Cowboys (9/23), bringing down QB Dak Prescott for a loss of 10 yards to open up the second half

2017 (Indianapolis 16/6):

- Appeared in all 16 games (six starts) and finished the

season tied for fifth on the team with a career-high 44 tackles (32 solo). Added 2.0 sacks for a career-high 27 yards, seven quarterback hits, two passes defended, while leading the team with career highs in forced fumbles (three) and fumble recoveries (two)

- Matched his season-high with seven solo tackles and recorded the Colts' only sack, for a loss of 17 yards, in Week 16 at Baltimore (12/23)
- Notched his first sack of the season vs. Denver (12/29), bringing down QB Trevor Siemian for a loss of 10 yards. Also recorded four tackles and forced a fumble by RB Devontae Booker in the contest

2016 (New England 16/0, 3/0):

- Played in all 16 regular season games for the Patriots and saw action in all three postseason contests including the Super Bowl LI win vs. Atlanta (2/5/17)
- Finished the season with four defensive tackles and five special teams tackles

2015 (Cleveland 16/2):

- Appeared in all 16 games with the Browns (two starts) and finished the season with 18 tackles (13 solo), one tackle for loss, one interception and four passes defended. Added six special teams tackles on the season
- Notched the only interception of his career vs. Denver (10/18), picking off a pass from QB Peyton Manning in overtime

2014 (Cleveland 15/11):

- Saw action in 15 games (11 starts) and notched 39 tackles (24 solo), three tackles for loss, 2.0 sacks, eight quarterback hits, three passes defended and one fumble recovery
- Posted a season-high seven tackles vs. Cincinnati (12/14)
- Tallied two tackles and notched his second sack of the season vs. Indianapolis (12/7, bringing down QB Andrew Luck for a loss of four yards)
- Recorded his first sack of the season vs. Tampa Bay (1/2) and added four tackles and two quarterback hits in the contest

2013 (Cleveland 15/3):

- Appeared in 15 games (three starts) as a rookie with the Browns, finishing the season with 40 tackles (27 solo), a career-high 5.0 sacks, nine tackles for loss, 12 quarterback hits and four passes defended

TEXANS BIOS

- His 5.0 sacks and nine tackles for loss ranked third among rookies and his 12 quarterback hits were second on the team
- Posted a season-high four quarterback hits vs. Buffalo (10/3) and added three tackles in the game
- Started the season with a sack in each of the first three games, at Baltimore (9/15), at Minnesota (9/22) and vs. Cincinnati (9/29)

COLLEGE:

- Played three seasons (2009-12) at Louisiana State University in Baton Rouge, La. And appeared in 40 career

games with the Tigers

- Amassed 199 tackles, 15.0 sacks, 27 quarterback hurries and 11 passes defended over his collegiate career
- Named second-team All-SEC as a sophomore (2011) and junior (2012) and earned Freshman All-SEC in 2010

PERSONAL:

- Attended West Monroe (La.) High School, where he was named a Class 5A first-team all-state after recording 59 tackles, seven sacks, four tackles for loss, four forced fumbles and seven fumble recoveries, helping his team to the state championship as a senior in 2008
- Son of Hugh Mingo and Barbara Johnson

BARKEVIOUS MINGO'S NFL REGULAR SEASON DEFENSIVE STATISTICS

DATE TEAM	GP GS	TK	S	A	TACKLES				YDS	QBH	INTERCEPTIONS					FUMBLES			ST					MISC	
					TFL	YDS	SK	YDS			NO	YDS	LG	TD	PD	FF	FR	YDS	TK	S	A	FF	FR	S	A
2013 Browns	15 3	40	27	13	9	53	5.0	24.0	12	0	0	0	0	0	4	0	0	0	2	2	0	0	0	0	0
2014 Browns	15 11	39	24	15	3	17	2.0	8.0	8	0	0	0	0	0	3	0	1	0	3	2	1	0	0	0	0
2015 Browns	16 2	18	13	5	1	1	0.0	0.0	0	1	7	7	0	0	4	0	0	0	6	2	4	0	0	0	0
2016 Patriots	16 0	4	4	0	0	0	0.0	0.0	0	0	0	0	0	0	0	0	0	0	7	5	2	0	0	0	0
2017 Colts	16 6	44	32	12	5	37	2.0	27.0	7	0	0	0	0	0	2	3	2	0	3	3	0	0	1	0	0
2018 Seahawks	16 14	36	28	8	3	16	1.0	10.0	2	0	0	0	0	0	1	1	0	0	12	9	3	1	1	0	0
2019 Texans	10 0	0	0	0	0	0	0.0	0.0	0	0	0	0	0	0	0	0	0	0	1	1	0	0	0	0	0
NFL TOTALS	104 36	181	128	53	21	124	10.0	69.0	29	1	7	7	0	14	4	3	0	34	24	10	1	2	0	0	0

BARKEVIOUS MINGO'S NFL POSTSEASON DEFENSIVE STATISTICS

DATE TEAM	GP GS	TK	S	A	TACKLES				YDS	QBH	INTERCEPTIONS					FUMBLES			ST					MISC	
					TFL	YDS	SK	YDS			NO	YDS	LG	TD	PD	FF	FR	YDS	TK	S	A	FF	FR	S	A
2016 Patriots	3 0	0	0	0	0	0	0.0	0.0	0	0	0	0	0	0	0	0	0	0	2	2	0	0	0	0	0
2018 Seahawks	1 1	1	1	0	0	0	0.0	0.0	0	0	0	0	0	0	0	0	0	0	0	0	0	0	0	0	0
NFL TOTALS	4 1	1	1	0	0	0	0.0	0.0	0	0	0	0	0	0	0	0	0	0	2	2	0	0	0	0	0

SINGLE-GAME HIGHS: DEFENSIVE

Total Tackles	7 at Oakland Raiders, Oct 14, 2018 ...4 more at 7.	Interceptions	1 vs. Denver Broncos, Oct 18, 2015
Sacks	1.0 vs. Dallas Cowboys, Sep 23, 2018 ...9 more at 1.0.	Interception Return Yards	7 vs. Denver Broncos, Oct 18, 2015
Passes Defensed	2 vs. Pittsburgh Steelers, Nov 12, 2017	Special Teams Tackles	3 vs. Los Angeles Chargers, Nov 04, 2018
Forced Fumbles	1 at Carolina Panthers, Nov 25, 2018 ...3 more at 1.	Special Teams Forced Fumbles	1 vs. Kansas City Chiefs, Dec 23, 2018
Fumble Recoveries	1 at Buffalo Bills, Dec 10, 2017 ...2 more at 1.	Special Teams Fumble Recoveries	1 at Detroit Lions, Oct 28, 2018 ...1 more at 1.
Tackles For Loss	2 at Baltimore Ravens, Dec 23, 2017 ...1 more at 2.		

SINGLE-GAME HIGHS - POSTSEASON: DEFENSIVE

Total Tackles	1 at Dallas Cowboys, Jan 05, 2019	Special Teams Tackles	2 at Atlanta Falcons, Feb 05, 2017
----------------------	-----------------------------------	------------------------------	------------------------------------

TEXANS BIOS

2019 GAME-BY-GAME REGULAR SEASON STATISTICS (TEXANS)

				TACKLES							INTERCEPTIONS						FUMBLES			ST					MISC			
W	DATE	OPPONENT		TK	S	A	SK	YDS	TFL	YDS	QBH	NO	YDS	LG	TD	PD	FF	FR	YDS	TK	S	A	FF	FR	S	AW/L	SCORE	
01	09/09	at Saints	P	0	0	0	0.0	0.0	0	0	0	0	0	0	0	0	0	0	0	0	0	0	0	0	0	0	L	28-30
02	09/15	Jaguars	P	0	0	0	0.0	0.0	0	0	0	0	0	0	0	0	0	0	0	0	0	0	0	0	0	0	W	13-12
03	09/22	at Chargers	P	0	0	0	0.0	0.0	0	0	0	0	0	0	0	0	0	0	0	0	0	0	0	0	0	0	W	27-20
04	09/29	Panthers	P	0	0	0	0.0	0.0	0	0	0	0	0	0	0	0	0	0	0	0	0	0	0	0	0	0	L	10-16
05	10/06	Falcons	P	0	0	0	0.0	0.0	0	0	0	0	0	0	0	0	0	0	0	0	0	0	0	0	0	0	W	53-32
06	10/13	at Chiefs	P	0	0	0	0.0	0.0	0	0	0	0	0	0	0	0	0	0	0	0	0	0	0	0	0	0	W	31-24
07	10/20	at Colts	P	0	0	0	0.0	0.0	0	0	0	0	0	0	0	0	0	0	0	0	0	0	0	0	0	0	L	23-30
08	10/27	Raiders	P	0	0	0	0.0	0.0	0	0	0	0	0	0	0	0	0	0	0	0	0	0	0	0	0	0	W	27-24
09	11/03	at Jaguars	P	0	0	0	0.0	0.0	0	0	0	0	0	0	0	0	0	0	0	0	0	0	0	0	0	0	W	26-3
11	11/17	at Ravens	P	0	0	0	0.0	0.0	0	0	0	0	0	0	0	0	0	0	0	0	1	1	0	0	0	0	L	7-41
2019 TOTALS		10-0		0	0	0	0.0	0.0	0	0	0	0	0	0	0	0	0	0	0	0	1	1	0	0	0	0	6-4	



STEVEN MITCHELL JR.

WIDE RECEIVER

5-10 | 186 | SOUTHERN CALIFORNIA

HOMETOWN: PASADENA, CALIF. | AGE: 25

1ST NFL SEASON | 1ST WITH TEXANS | ACQUIRED: FA-'18

2019 GP/GS: 2/0 | CAREER GP/GS: 3/0

TEAMS: HOU '18-'19; LAR '18



11

TRANSACTIONS: Signed by the Los Angeles Rams as a college free agent on May 1, 2018...Waived by the Rams on Sept. 1, 2018...Signed to the Rams practice squad on Sept. 2, 2018...Released from the Rams practice squad on Oct. 23, 2018...Signed to the Houston Texans practice squad on Oct. 29, 2018...Signed to the Texans active roster on Dec. 24, 2018...Waived by the Texans on Aug. 31, 2019...Signed to the Texans practice squad on Sept. 2, 2019...Signed to the Texans active roster on Oct. 22, 2019.

2019 (Houston 2/0):

- ✦ Promoted to the active roster from the practice squad prior to Week 8
- ✦ Inactive in Week 11
- ✦ Contributed on offense in the win over Jacksonville in London (11/3)
- ✦ Made his 2019 Texans debut vs. Oakland (10/27) and contributed on offense and special teams

2018 (L.A. Rams 0/0; Houston 1/0; 0/0):

- ✦ Spent Weeks 1-7 on the Rams practice squad
- ✦ Added to the Texans practice squad prior to Week 9
- ✦ Signed to the Texans active roster on Dec. 24, 2018
- ✦ Made his NFL debut and contributed on offense vs. Jacksonville (12/30)
- ✦ Inactive in the Wild Card Round vs. Indianapolis (1/5)

CAREER AT SOUTHERN CALIFORNIA:

- ✦ Played four seasons (2014-17) at the University of Southern California in Los Angeles after redshirting the 2013 season
- ✦ Tallied 109 career receptions for 1,287 yards (11.8 avg.) and 11 touchdowns in his career
- ✦ Left school ranked 25th in program history with 1,287 career receiving yards
- ✦ Appeared in 42 games with 18 starts over four seasons for the Trojans

2017 (Southern California):

- ✦ Registered 31 receptions for 644 yards (15.7 avg.) and four touchdowns in 12 games with seven starts as a redshirt senior
- ✦ Received All-Pac 12 honorable mention
- ✦ Ranked third on the team with 644 receiving yards
- ✦ Caught four passes for 94 yards (23.5 avg.) and two touchdowns vs. Stanford (9/9)

- ✦ Hauled in a career-high seven passes for 71 yards (10.1 avg.) and one touchdown at Notre Dame (10/21)

2016 (Southern California):

- ✦ Notched 24 receptions for 226 yards (9.4 avg.) and one touchdown as a redshirt junior in 2016
- ✦ Returned five kickoffs for 91 yards (18.2 avg.)
- ✦ Appeared in the first seven games of the season with three starts
- ✦ Recorded six receptions for 63 yards (10.5 avg.) vs. Colorado (10/8)

2015 (Southern California):

- ✦ Ranked second on the team with 37 receptions for 335 yards (9.1 avg.) and four touchdowns in 12 games with six starts as a redshirt sophomore
- ✦ Tallied three receptions for 12 yards (4.0) and matched his career high with two touchdowns vs. Stanford (9/19)
- ✦ Registered four receptions for 66 yards (16.5 avg.) and a touchdown at Arizona State (9/26)

2014 (Southern California):

- ✦ Played in 11 games with two starts as a redshirt freshman in 2014
- ✦ Recorded seven receptions for 82 yards and two touchdowns for the season
- ✦ Hauled in a 24-yard pass for his first career touchdown vs. Colorado (10/18)
- ✦ Caught two passes for 28 yards (14.0 avg.) and one touchdown at Washington State (11/1)

2013 (Southern California):

- ✦ Redshirted

PERSONAL:

- ✦ Attended Bishop Alemany High School in Mission Hills, Calif.
- ✦ Named to the Prep Star All-American Dream Team, *Orange County Register* Fab 15 First Team, *Tacoma News Tribune* Western 100, ESPN 150, Cal-Hi Sports All-State First Team, Max Preps All-State Division I First Team, All-CIF Pac-5, *Los Angeles Times* All-Area, *Los Angeles Daily News* All-Area First Team and All-Serra League Co-MVP as a senior in 2012
- ✦ Recorded 62 receptions for 1,100 yards (17.7 avg.) and 13 touchdowns and ran for 202 yards with five touchdowns

TEXANS BIOS

in 2012

- 🏈 Caught 50 passes for 1,006 yards (20.1 avg.), rushed for 312 yards and scored 19 total touchdowns (11 receiving, five rushing, one kickoff return, one punt return and one interception returned for a touchdown) as a junior in 2011
- 🏈 Named to the Cal-Hi Sports All-State Underclass first team

and *Los Angeles Daily News* All-Area first team as a junior

- Received his bachelor's degree in communication from USC in the spring of 2016 and worked towards his master's degree in communication management during his senior season in 2017

STEVEN MITCHELL JR.'S NFL REGULAR SEASON RUSHING/RECEIVING STATISTICS

STEVE WATSON'S 2018-19 REGULAR SEASON RECORD, RECEIVING STATISTICS													
				RECEIVING					RUSHING				
DATE	TEAM	GP	GS	NO.	YDS	AVG	LG	TD	NO.	YDS.	AVG.	LG	TD
2018	Rams	0	0	0	0	0.0	0	0	0	0	0.0	0	0
2018	Texans	1	0	0	0	0.0	0	0	0	0	0.0	0	0
2018	TOTAL	1	0	0	0	0.0	0	0	0	0	0.0	0	0
2019	Texans	2	0	0	0	0.0	0	0	0	0	0.0	0	0
NFL TOTALS		3	0	0	0	0.0	0	0	0	0	0.0	0	0

STEVEN MITCHELL JR.'S NFL POSTSEASON RUSHING/RECEIVING STATISTICS

SEVEN KATZES DID NOT GET SEVEN READING, READING STATISTICS													
		RECEIVING							RUSHING				
DATE	TEAM	GP	GS	NO.	YDS	AVG	LG	TD	NO.	YDS.	AVG.	LG	TD
2018	Texans	0	0	0	0	0.0	0	0	0	0	0.0	0	0
NFL TOTALS		0	0	0	0	0.0	0	0	0	0	0.0	0	0

2018 GAME-BY-GAME REGULAR SEASON STATISTICS (RAMS/TEXANS)

			RECEIVING					RUSHING							
W	DATE	OPPONENT	P/S	NO	YDS	AVG	LG	TD	NO	YDS	AVG	LG	TD	W/L	SCORE
01	09/10	at Raiders							PRACTICE SQUAD					W	33-13
02	09/16	Cardinals							PRACTICE SQUAD					W	34-0
03	09/23	Chargers							PRACTICE SQUAD					W	35-23
04	09/27	Vikings							PRACTICE SQUAD					W	38-31
05	10/07	at Seahawks							PRACTICE SQUAD					W	33-31
06	10/14	at Broncos							PRACTICE SQUAD					W	23-20
07	10/21	at 49ers							PRACTICE SQUAD					W	39-10
08	10/28	Packers							NOT ON ROSTER					W	29-27
Went from Rams to Texans .															
09	11/04	at Broncos							PRACTICE SQUAD					W	19-17
11	11/18	at Redskins							PRACTICE SQUAD					W	23-21
12	11/26	Titans							PRACTICE SQUAD					W	34-17
13	12/02	Browns							PRACTICE SQUAD					W	29-13
14	12/09	Colts							PRACTICE SQUAD					L	21-24
15	12/15	at Jets							PRACTICE SQUAD					W	29-22
16	12/23	at Eagles							PRACTICE SQUAD					L	30-32
17	12/30	Jaguars	P	0	0	0.0	0	0	0	0	0.0	0	0	W	20-3
2018 TOTALS			1-0	0	0	0.0	0	0	0	0	0.0	0	0	14-2	


TEXANS BIOS

2019 GAME-BY-GAME REGULAR SEASON STATISTICS (TEXANS)

W	DATE	OPPONENT	P/S	RECEIVING					RUSHING					TD	W/L	SCORE
				NO	YDS	AVG	LG	TD	NO	YDS	AVG	LG	TD			
01	09/09	at Saints													L	28-30
02	09/15	Jaguars													W	13-12
03	09/22	at Chargers													W	27-20
04	09/29	Panthers													L	10-16
05	10/06	Falcons													W	53-32
06	10/13	at Chiefs													W	31-24
07	10/20	at Colts													L	23-30
08	10/27	Raiders	P	0	0	0.0	0	0	0	0.0	0	0	0	0	W	27-24
09	11/03	at Jaguars	P	0	0	0.0	0	0	0	0.0	0	0	0	0	W	26-3
11	11/17	at Ravens													L	7-41
2019 TOTALS				2-0	0	0	0.0	0	0	0	0.0	0	0	0	6-4	

2018 GAME-BY-GAME POSTSEASON STATISTICS (TEXANS)

W	DATE	OPPONENT	P/S	RECEIVING					RUSHING					TD	W/L	SCORE
				NO	YDS	AVG	LG	TD	NO	YDS	AVG	LG	TD			
01	01/05	Colts													L	7-21
2018 TOTALS				0-0	0	0	0.0	0	0	0	0.0	0	0	0	0-1	



A.J. MOORE JR.

SAFETY

5-11 | 200 | MISSISSIPPI

HOMETOWN: BASSFIELD, MISS. | AGE: 23
 2ND NFL SEASON | 2ND WITH TEXANS | ACQUIRED: W-'18 (NE)
 2019 GP/GS: 10/0 | CAREER GP/GS (POST): 26/0 (1/0)
 TEAMS: HOU '18-19



33

TRANSACTIONS: Signed by the New England Patriots as a college free agent on May 11, 2018...Waived by the Patriots on Sept. 1, 2018...Claimed off waivers by the Houston Texans on Sept. 2, 2018.

2019 (Houston 9/0):

- Registered one total tackle and his first career tackle for loss at Baltimore (11/17), bringing down Ravens TE Mark Andrews behind the line on a fake field goal attempt
- Saw action on special teams in the win over Jacksonville in London (11/3)
- Contributed on special teams vs. Oakland (10/27)
- Notched one special teams tackle at Indianapolis (10/20)
- Posted one special teams tackle in the win at Kansas City (10/13)
- Contributed on special teams in the Week 5 win over Atlanta (10/6)
- Saw action on special teams vs. Carolina (9/29), notching one special teams tackle in the contest
- Contributed on special teams in the Week 3 win over the L.A. Chargers (9/22)
- Recorded two special teams tackles in the win vs. Jacksonville (9/15)
- Played in the season opener at New Orleans (9/9) and recorded one special teams tackle

2018 (Houston 16/0; 1/0):

- Finished with a team-leading 11 special teams tackles in 16 games as a rookie
- Made his NFL debut and contributed on special teams at New England (9/9)
- Appeared on special teams at Tennessee (9/16)
- Notched his first-career special teams total tackle vs. the N.Y. Giants (9/23)
- Registered one special teams tackle at Indianapolis (9/30)
- Contributed on special teams vs. Dallas (10/7)
- Appeared on special teams vs. Buffalo (10/14)
- Notched one special teams tackle and downed P Trevor Daniel's 55-yard punt at the 1-yard line at Jacksonville (10/21)
- Contributed on special teams vs. Miami (10/25)
- Led the team with a career-high two special teams tackles at Denver (11/4)
- Recorded one special teams tackle at Washington (11/18)
- Contributed on special teams and recorded a fumble recovery vs. Tennessee (11/27)
- Tallied one special teams tackle vs. Cleveland (12/2)

- Notched two special teams tackles vs. Indianapolis (12/9). Leads the team with nine special teams tackles in 2018
- Contributed on special teams at the N.Y. Jets (12/15)
- Recorded one special teams tackle at Philadelphia (12/23)
- Contributed on special teams vs. Jacksonville (12/30)
- Contributed on special teams in his postseason debut in the Wild Card Round vs. Indianapolis (1/5)

COLLEGE:

- Played four seasons (2014-17) at the University of Mississippi in Oxford, Miss.
- Appeared in 37 career games over four seasons for the Rebels
- Recorded 132 total tackles, 2.0 sacks, five passes defended, three fumble recoveries and two forced fumbles

2017 (Mississippi):

- Started every game at the nickel position as a senior
- Recorded a career-high 48 total tackles, three tackles for loss, 1.0 sack and three passes defended in 12 games
- Notched a career-high six solo stops at Auburn (10/7)
- Tallied four total tackles and one fumble recovery in the Egg Bowl vs. Mississippi State (11/23)

2016 (Mississippi):

- Recorded 42 total tackles and ranked fourth on the team with five tackles for loss
- Appeared in all 12 games as a reserve and on special teams
- Tallied a career-high nine total tackles and one tackle for loss vs. Alabama (9/17)

2015 (Mississippi):

- Notched 26 total tackles, 1.0 sack, two forced fumbles and two fumble recoveries in eight games as a sophomore
- Recorded five total tackles, one forced fumble and one fumble recovery at Alabama (9/19)

2014 (Mississippi):

- Tallied 16 total tackles, 1.5 tackles for loss and one pass breakup in seven games as a true freshman
- Tied for the team lead with six total tackles and one tackle for loss vs. UL-Lafayette (9/13)

PERSONAL:

TEXANS BIOS

- ✎ Attended Bassfield (Miss.) High School
- ✎ Earned first-team all-state honors as a linebacker by *The Clarion-Ledger* after recording 132 total tackles, 11 tackles for loss and 3.5 sacks in addition to five rushing touchdowns as a senior in 2013
- ✎ Named the Class 2A Defensive Player of the Year and Region 7-2A Defensive Player of the Year by the Mississippi Association of Coaches
- ✎ Led Bassfield to a 15-1 record and a second-consecutive

- Class 2A state championship as a senior
- ✎ Earned second-team Class 2A all-state honors by the Mississippi Association of Coaches as a junior
- ✎ Led Bassfield to a 16-0 record and a 2A state championship in 2012
- ✎ Participated in track and field and placed runner-up to former Ole Miss teammate Kailo Moore in the 100 and 200 meters at the 2013 Class 2A state track and field meet as a senior
- ✎ General studies major at Ole Miss

A.J. MOORE JR.'S NFL REGULAR SEASON DEFENSIVE STATISTICS

DATE	TEAM	GP	GS	TACKLES							INTERCEPTIONS						FUMBLES			ST					MISC	
				TK	S	A	TFL	YDS	SK	YDS	QBH	NO	YDS	LG	TD	PD	FF	FR	YDS	TK	S	A	FF	FR	S	A
2018	Texans	16	0	0	0	0	0	0	0.0	0.0	0	0	0	0	0	0	0	0	11	7	4	0	1	0	0	
2019	Texans	10	0	1	1	0	1	2	0.0	0.0	0	0	0	0	0	0	0	6	5	1	0	0	0	0		
NFL TOTALS		26	0	1	1	0	1	2	0.0	0.0	0	0	0	0	0	0	0	17	12	5	0	1	0	0		

A.J. MOORE JR.'S NFL POSTSEASON DEFENSIVE STATISTICS

DATE	TEAM	GP	GS	TACKLES								QBH	INTERCEPTIONS					FUMBLES			ST					MISC	
				TK	S	A	TFL	YDS	SK	YDS	NO		YDS	LG	TD	PD	FF	FR	YDS	TK	S	A	FF	FR	S	A	
2018	Texans	1	0	0	0	0	0	0	0.0	0.0	0	0	0	0	0	0	0	0	0	0	0	0	0	0	0	0	
NFL TOTALS		1	0	0	0	0	0	0	0.0	0.0	0	0	0	0	0	0	0	0	0	0	0	0	0	0	0	0	

SINGLE-GAME HIGHS: DEFENSIVE

Total Tackles 1 at Baltimore Ravens, Nov 17, 2019 **Special Teams Tackles** 2 vs. Jacksonville Jaguars, Sep 15, 2019
Tackles For Loss 1 at Baltimore Ravens, Nov 17, 2019 ...2 more at 2.
Special Teams Fumble Recoveries 1 vs. Tennessee Titans, Nov 26, 2018

2019 GAME-BY-GAME REGULAR SEASON STATISTICS (TEXANS)

			TACKLES								INTERCEPTIONS					FUMBLES			ST					MISC			
W	DATE	OPPONENT	TK	S	A	SK	YDS	TFL	YDS	QBH	NO	YDS	LG	TD	PD	FF	FR	YDS	TK	S	A	FF	FR	S	AW/L	SCORE	
01	09/09	at Saints	P	0	0	0	0.0	0.0	0	0	0	0	0	0	0	0	0	0	1	1	0	0	0	0	0	L	28-30
02	09/15	Jaguars	P	0	0	0	0.0	0.0	0	0	0	0	0	0	0	0	0	0	2	2	0	0	0	0	0	W	13-12
03	09/22	at Chargers	P	0	0	0	0.0	0.0	0	0	0	0	0	0	0	0	0	0	0	0	0	0	0	0	0	W	27-20
04	09/29	Panthers	P	0	0	0	0.0	0.0	0	0	0	0	0	0	0	0	0	0	1	0	1	0	0	0	0	L	10-16
05	10/06	Falcons	P	0	0	0	0.0	0.0	0	0	0	0	0	0	0	0	0	0	0	0	0	0	0	0	0	W	53-32
06	10/13	at Chiefs	P	0	0	0	0.0	0.0	0	0	0	0	0	0	0	0	0	0	1	1	0	0	0	0	0	W	31-24
07	10/20	at Colts	P	0	0	0	0.0	0.0	0	0	0	0	0	0	0	0	0	0	1	1	0	0	0	0	0	L	23-30
08	10/27	Raiders	P	0	0	0	0.0	0.0	0	0	0	0	0	0	0	0	0	0	0	0	0	0	0	0	0	W	27-24
09	11/03	at Jaguars	P	0	0	0	0.0	0.0	0	0	0	0	0	0	0	0	0	0	0	0	0	0	0	0	0	W	26-3
11	11/17	at Ravens	P	1	1	0	0.0	0.0	1	2	0	0	0	0	0	0	0	0	0	0	0	0	0	0	0	L	7-41
2019 TOTALS			10-0	1	1	0	0.0	0.0	1	2	0	0	0	0	0	0	0	0	6	5	1	0	0	0	0	6-4	



CHARLES OMENIHU

DEFENSIVE END

6-5 | 280 | TEXAS

HOMETOWN: HOUSTON, TEXAS | AGE: 22
 ROOKIE | 1ST WITH TEXANS | ACQUIRED: D5-'19
 2019 GP/GS: 8/0 | CAREER GP/GS: 8/0
 TEAMS: HOU '19



94

TRANSACTIONS: Selected by the Houston Texans with the 23rd pick of the fifth round (161st overall) in the 2019 NFL Draft

2019 (Houston 8/0):

- ✦ Logged one total tackle (one solo) and a quarterback hit at Baltimore (11/17)
- ✦ Notched one total tackle and his first career pass defended in the win over Jacksonville at Wembley Stadium in London (11/3)
- ✦ Saw action as a reserve defensive lineman vs. Oakland (10/27)
- ✦ Contributed on defense as a reserve defensive lineman and saw action on special teams at Indianapolis (10/20)
- ✦ Saw action as a reserve defensive lineman at Kansas City (10/13) and sacked and forced a fumble on Chiefs QB Patrick Mahomes in the second quarter at the Kansas City 13-yard line for a loss of 17 yards that was recovered by ILB Benardrick McKinney at the Chiefs' three-yard line, leading to a Texans' touchdown on the ensuing drive
- ✦ Notched one total tackle vs. Atlanta (10/6)
- ✦ Inactive vs. Carolina in Week 4 (9/29)
- ✦ Notched one solo tackle in the Week 3 victory over the L.A. Chargers (9/22)
- ✦ Made his NFL debut vs. Jacksonville (9/15) and notched his first-career sack, which was a strip sack on Jaguars QB Gardner Minshew II. Added two tackles (one solo) in the game
- ✦ Inactive in the season opener at New Orleans (9/9)

COLLEGE CAREER:

- ✦ Played four seasons (2015-18) at the University of Texas, where he participated in all 51 games (33 starts) of his career and totaled 99 tackles (68 solo), 29.5 tackles for loss, 17.0 sacks, 12 quarterback hurries, three forced fumbles and one fumble recovery
- ✦ Awarded Big 12 Defensive Lineman of the Year in 2018 and named first team All-Big 12

2018 (Texas):

- ✦ Started in all 14 games as a senior, totaling 45 tackles (32 solo), 18.0 tackles for loss, 9.5 sacks, two passes defended, five quarterback hurries, one forced fumble and one fumble recovery on the season
- ✦ Named Big 12 Defensive Lineman of the Year and first team All-Big 12 by the Associated Press and coaches
- ✦ Earned honorable mention for Big 12 Defensive Player of the Year

- ✦ Recorded four tackles, was in on a sack and recovered a fumble vs. Iowa State (11/17)
- ✦ Matched his season-high with six tackles at Oklahoma State (10/27) and added 2.5 tackles for loss and 1.0 sack in the contest
- ✦ Tallied five solo tackles, including a career-high 3.0 tackles for loss at Kansas State (9/29)
- ✦ Posted a career-high six tackles in the season opener vs. Maryland (9/1)

2017 (Texas):

- ✦ Participated in all 13 games (12 starts) and finished the season with 28 tackles (20 solo), including 7.0 tackles for loss
- ✦ Tied for the team lead in sacks (4.0) and quarterback hurries (six), while also adding two forced fumbles
- ✦ Posted three tackles and one sack at USC (9/16), helping the defense hold the Trojans to only 71 rushing yards
- ✦ Tallied one tackle and one quarterback hurry at Iowa State (9/28), helping to hold the Cyclones to only 10 yards rushing on 15 attempts.
- ✦ Recorded one tackle in the 56-0 victory over San Jose State (9/9) as part of a defensive line that only allowed 42 rushing yards in the contest

2016 (Texas):

- ✦ Saw action in all 12 games (seven starts) and was credited with 26 tackles (16 solo), 4.5 tackles for loss, 3.5 sacks and one quarterback hurry
- ✦ Tallied three tackles, including a season-high 1.5 sacks vs. Baylor (10/29)
- ✦ Notched his first career sack vs. UTEP (9/10)
- ✦ Posted a season-high five tackles in the season opener vs. No. 10 Notre Dame (9/4)

2015 (Texas):

- ✦ Appeared in all 12 games as a reserve defensive end and finished the season with 17 tackles (15 solo) 1.0 tackle for loss, one forced fumble and one fumble recovery
- ✦ Registered five solo tackles vs. Kansas (11/7)
- ✦ Recorded his first career tackle for loss vs. Kansas State (10/24)
- ✦ Forced the first fumble of his career at TCU (10/3) and added two tackles in the contest

PERSONAL:

- ✦ Attended Rowlett (Texas) High School

TEXANS BIOS

- Recorded 61 tackles, 11.5 sacks, 23 tackles for loss and five forced fumbles as a senior, earning him an invite to the 2015 Semper Fidelis All-American Bowl
- A two-time all-district honoree after being named first-

- team All-District 11-6A in 2014 and second-team All-District 11-5A in 2013
- Ranked the No. 56 defensive end in the nation and the No. 101 player in Texas by ESPN.com

SINGLE-GAME HIGHS: DEFENSIVE

Total Tackles 2 vs. Jacksonville Jaguars, Sep 15, 2019
Sacks 1.0 at Kansas City Chiefs, Oct 13, 2019
 ...1 more at 1.0.

Passes Defensed 1 at Jacksonville Jaguars, Nov 03, 2019
Forced Fumbles 1 at Kansas City Chiefs, Oct 13, 2019
 ...1 more at 1.

2019 GAME-BY-GAME REGULAR SEASON STATISTICS (TEXANS)

			2019 SEASON BY GAME REGULAR SEASON STATISTICS (PER GAME)																								
			TACKLES							INTERCEPTIONS					FUMBLES			ST					MISC				
W	DATE	OPPONENT	TK	S	A	SK	YDS	TFL	YDS	QBH	NO	YDS	LG	TD	PD	FF	FR	YDS	TK	S	A	FF	FR	S	A	W/L	SCORE
01	09/09	at Saints	INACTIVE																							L	28-30
02	09/15	Jaguars	P	2	1	1	1.0	9.0	0	0	0	0	0	0	0	1	0	0	0	0	0	0	0	0	0	W	13-12
03	09/22	at Chargers	P	1	1	0	0.0	0.0	0	0	0	0	0	0	0	0	0	0	0	0	0	0	0	0	0	W	27-20
04	09/29	Panthers	INACTIVE																							L	10-16
05	10/06	Falcons	P	1	0	1	0.0	0.0	0	0	0	0	0	0	0	0	0	0	0	0	0	0	0	0	0	W	53-32
06	10/13	at Chiefs	P	1	1	0	1.0	17.0	0	0	1	0	0	0	0	1	0	0	0	0	0	0	0	0	0	W	31-24
07	10/20	at Colts	P	0	0	0	0.0	0.0	0	0	0	0	0	0	0	0	0	0	0	0	0	0	0	0	0	L	23-30
08	10/27	Raiders	P	0	0	0	0.0	0.0	0	0	0	0	0	0	0	0	0	0	0	0	0	0	0	0	0	W	27-24
09	11/03	at Jaguars	P	1	0	1	0.0	0.0	0	0	0	0	0	0	1	0	0	0	0	0	0	0	0	0	0	W	26-3
11	11/17	at Ravens	P	1	1	0	0.0	0.0	0	0	1	0	0	0	0	0	0	0	0	0	0	0	0	0	0	L	7-41
2019 TOTALS			8-0	7	4	3	2.0	26.0	0	0	2	0	0	0	0	1	2	0	0	0	0	0	0	0	0	6-4	



D.J. READER

DEFENSIVE END/NOSE TACKLE

6-3 | 347 | CLEMSON

HOMETOWN: GREENSBORO, N.C. | AGE: 25

4TH NFL SEASON | 4TH WITH TEXANS | ACQUIRED: D5B-'16

2019 GP/GS: 10/10 | CAREER GP/GS (POST): 56/47 (3/3)

TEAMS: HOU '16-'19



98

TRANSACTIONS: Selected by the Houston Texans with the 29th pick in the fifth round (166th overall) of the 2016 NFL Draft.

2019 (Houston 10/10):

- Registered five total tackles (two solo) in the Week 11 matchup at Baltimore
- Logged two total tackles (two solo) in the win over Jacksonville in London (11/3)
- Notched one total tackle in the Week 8 win over Oakland (10/27)
- Recorded two total tackles (two solo) at Indianapolis (10/20)
- Tallied three solo tackles and one tackle for loss at Kansas City (10/13), tying his single-season career high with his fifth tackle for loss this season
- Finished with four total tackles (three solo), 1.0 sack, one tackle for loss and one quarterback hit vs. Atlanta (10/6). Now has a single-season career high with 2.5 sacks this season
- Notched six total tackles (two solo), including one tackle for loss vs. Carolina (9/29)
- Registered three total tackles (one solo), 1.5 sacks, one tackle for loss and three quarterback hits in the Week 3 victory over the L.A. Chargers (9/22). Notched his second-career game with multiple sacks, his first coming in Week 1 of 2018
- Posted five tackles (three solo), including one tackle for loss in the Week 2 win vs. Jacksonville (9/15)
- Started at nose tackle in the season opener at New Orleans (9/9) and notched one solo tackle

2018 (Houston 16/16; 1/1):

- Finished with 33 total tackles (23 solo), three quarterback hits and set career highs in sacks (2.0), tackles for loss (five) and games started (16) in 2018
- Notched a career-high 2.0 sacks, adding four solo stops and three quarterback hits at New England (9/9). Became the first nose tackle to sack Patriots QB Tom Brady twice in a single game since Packers NT B.J. Raji in Week 15 of the 2010 season
- Tallied four total tackles (two solo) at Tennessee (9/16)
- Recorded two total tackles (one solo) vs. the N.Y. Giants (9/23)
- Recorded two solo stops at Indianapolis (9/30)
- Notched four total tackles (three solo) vs. Dallas (10/7)
- Started at defensive end and recorded three total tackles (one solo) and one tackle for loss vs. Buffalo (10/14)

- Started at defensive end at Jacksonville (10/21)
- Started at defensive end and notched one solo stop vs. Miami (10/25)
- Started at nose tackle and tallied one solo tackle at Denver (11/4)
- Started at defensive end and recorded two solo stops at Washington (11/18)
- Notched one solo tackle vs. Tennessee (11/26)
- Tallied one total tackle (one solo) and one quarterback hit vs. Cleveland (12/2)
- Recorded one solo tackle vs. Indianapolis (12/9)
- Tallied six total tackles (two solo) and one tackle for loss at the N.Y. Jets (12/15)
- Started at nose tackle and recorded two total tackles (one solo) at Philadelphia (12/23)
- Started at nose tackle vs. Jacksonville (12/30) and limited the Jaguars to a season-low 30 yards rushing
- Recorded six total tackles (three solo) in the Wild Card Round vs. Indianapolis (1/5)

2017 (Houston 14/14):

- Set single-season career highs in total tackles (47), solo tackles (23), quarterback hits (six), tackles for loss (three) and games started (14)
- Also tied his single-season career high in sacks with 1.0 despite missing Weeks 16-17
- Finished tied for seventh on the team in total tackles and ranked second among all NFL nose tackles in 2017
- Started at nose tackle and made five total tackles in the season opener vs. Jacksonville (9/10)
- Recorded five total tackles and his first sack of the season vs. Cleveland (10/15)
- Started his seventh straight game and produced a career-high six tackles at Seattle (10/29)
- Started at defensive end and notched five total tackles vs. Indianapolis (11/5)
- Tied a career high with four solo tackles and had five total at Baltimore (11/27)
- Placed on the Reserve/Injured list on Dec. 19

2016 (Houston 16/7, 2/2):

- Logged the fifth-most starts by a rookie defensive lineman in franchise history and most since DE J.J. Watt (16) in 2011
- Made his NFL debut and recorded a tackle in the season opener vs. Chicago (9/11)
- Tallied two total tackles (one solo) at New England (9/22)

TEXANS BIOS

in Week 3

- ✎ Matched a season high with two total tackles (one solo) vs. Indianapolis (10/16) in Week 6
- ✎ Made his first career start and notched his first career tackle for loss vs. Detroit (10/30) in Week 8
- ✎ Started a second consecutive game and logged his first career sack when he brought down Jaguars QB Blake Bortles for an eight-yard loss in the fourth quarter at Jacksonville (11/13) in Week 10
- ✎ Recorded the first pass defended of his career and added two total tackles (one solo) at Tennessee (1/1/17) in Week 17
- ✎ Became the third rookie in franchise history to record a sack in the postseason, joining OLB Brooks Reed and DE J.J. Watt, when he brought down Raiders QB Connor Cook for a six-yard loss in the first quarter vs. Oakland (1/7/17) in the AFC Wild Card round
- ✎ Notched two total tackles at New England (1/14/17) in the AFC Divisional round

COLLEGE:

- ✎ Played four seasons (2012-15) at Clemson (S.C.) University
- ✎ Longtime backup at defensive tackle who found his way into the starting lineup as a senior
- ✎ Finished career with 145 total tackles, nine tackles for loss, 5.0 sacks and 24 quarterback pressures in 1,087 snaps over 46 games (10 starts) in his career
- ✎ Became the second Tiger to letter on top-25 football and baseball teams in one academic year (2012-13) since 1994-95 (Kyle Parker (2009-10) is the other)

- ✎ Voted a team co-captain for the 2015 campaign
- ✎ Posted four tackles in the CFP National Championship Game vs. Alabama, earning a share of defensive player of the game honors from coaches along with Kevin Dodd
- ✎ Participated in the 2016 Senior Bowl
- ✎ Played and roomed with Texans DE Carlos Watkins at Clemson

PERSONAL:

- ✎ Attended Grimsley High School in Greensboro, N.C.
- ✎ SuperPrep All-American
- ✎ Had 50 total tackles, seven tackles for loss and 5.0 sacks as a senior
- ✎ Starting center on the basketball squad
- ✎ Standout baseball player (right-handed pitcher and designated hitter) who has been clocked in the 90s
- ✎ All-conference in baseball as a sophomore, junior and senior
- ✎ All-region in baseball as a junior and senior
- ✎ Team MVP in baseball as a junior and senior
- ✎ Batted .529 as junior
- ✎ Lettered four times in football, four times in baseball and four times in basketball
- ✎ Coached by Damon Coiro at Grimsley High School
- ✎ His mother, Felicia, played softball at North Carolina A&T from 1985-88
- ✎ His uncle, Glenn Ford, played football at Tennessee from 1978-80
- ✎ Graduated with a degree in communication studies in December 2015

D.J. READER'S NFL REGULAR SEASON DEFENSIVE STATISTICS

DATE	TEAM	GP	GS	TACKLES							INTERCEPTIONS					FUMBLES			ST					MISC			
				TK	S	A	TFL	YDS	SK	YDS	QBH	NO	YDS	LG	TD	PD	FF	FR	YDS	TK	S	A	FF	FR	S	A	
2016	Texans	16	7	22	7	15	2	8	1.0	8.0	2	0	0	0	0	1	0	0	0	0	0	0	0	0	0	0	0
2017	Texans	14	14	47	23	24	3	3	1.0	2.0	6	0	0	0	0	0	0	0	0	0	0	0	0	0	0	0	0
2018	Texans	16	16	33	23	10	5	17	2.0	10.0	3	0	0	0	0	0	0	0	0	0	0	0	0	0	0	0	0
2019	Texans	10	10	32	19	13	5	28	2.5	17.0	4	0	0	0	0	0	0	0	0	0	0	0	0	0	0	0	0
NFL TOTALS		56	47	134	72	62	15	56	6.5	37.0	15	0	0	0	0	1	0	0	0	0	0	0	0	0	0	0	0

D.J. READER'S NFL POSTSEASON DEFENSIVE STATISTICS

DEFENSE - 2016-2018 TEXAS DEFENSE STATISTICS																											
DATE	TEAM	GP	GS	TACKLES								INTERCEPTIONS						FUMBLES			ST					MISC	
				TK	S	A	TFL	YDS	SK	YDS	QBH	NO	YDS	LG	TD	PD	FF	FR	YDS	TK	S	A	FF	FR	S	A	
2016	Texans	2	2	3	2	1	1	6	1.0	6.0	1	0	0	0	0	0	0	0	0	0	0	0	0	0	0	0	
2018	Texans	1	1	6	3	3	0	0	0.0	0.0	0	0	0	0	0	0	0	0	0	0	0	0	0	0	0	0	
NFL TOTALS		3	3	9	5	4	1	6	1.0	6.0	1	0	0	0	0	0	0	0	0	0	0	0	0	0	0	0	

SINGLE-GAME HIGHS: DEFENSIVE

Total Tackles 6 vs. Carolina Panthers, Sep 29, 2019
...2 more at 6.

Sacks 2.0 at New England Patriots, Sep 09, 2018

Passes Defensed 1 at Tennessee Titans, Jan 01, 2017
Tackles For Loss 2 at New England Patriots, Sep 09, 2018
...1 more at 2.

SINGLE-GAME HIGHS - POSTSEASON: DEFENSIVE

Total Tackles 6 vs. Indianapolis Colts, Jan 05, 2019
Sacks 1.0 vs. Oakland Raiders, Jan 07, 2017

Tackles For Loss 1 vs. Oakland Raiders, Jan 07, 2017

TEXANS BIOS

2019 GAME-BY-GAME REGULAR SEASON STATISTICS (TEXANS)

			TACKLES								INTERCEPTIONS					FUMBLES			ST					MISC				
W	DATE	OPPONENT	TK	S	A	SK	YDS	TFL	YDS	QBH	NO	YDS	LG	TD	PD	FF	FR	YDS	TK	S	A	FF	FR	S	AW/L	SCORE		
01	09/09	at Saints	S	1	1	0	0.0	0.0	0	0	0	0	0	0	0	0	0	0	0	0	0	0	0	0	0	L	28-30	
02	09/15	Jaguars	S	5	3	2	0.0	0.0	1	9	0	0	0	0	0	0	0	0	0	0	0	0	0	0	0	W	13-12	
03	09/22	at Chargers	S	3	1	2	1.5	12.0	1	9	3	0	0	0	0	0	0	0	0	0	0	0	0	0	0	W	27-20	
04	09/29	Panthers	S	6	2	4	0.0	0.0	1	1	0	0	0	0	0	0	0	0	0	0	0	0	0	0	0	L	10-16	
05	10/06	Falcons	S	4	3	1	1.0	5.0	1	5	1	0	0	0	0	0	0	0	0	0	0	0	0	0	0	W	53-32	
06	10/13	at Chiefs	S	3	3	0	0.0	0.0	1	4	0	0	0	0	0	0	0	0	0	0	0	0	0	0	0	W	31-24	
07	10/20	at Colts	S	2	2	0	0.0	0.0	0	0	0	0	0	0	0	0	0	0	0	0	0	0	0	0	0	L	23-30	
08	10/27	Raiders	S	1	0	1	0.0	0.0	0	0	0	0	0	0	0	0	0	0	0	0	0	0	0	0	0	W	27-24	
09	11/03	at Jaguars	S	2	2	0	0.0	0.0	0	0	0	0	0	0	0	0	0	0	0	0	0	0	0	0	0	W	26-3	
11	11/17	at Ravens	S	5	2	3	0.0	0.0	0	0	0	0	0	0	0	0	0	0	0	0	0	0	0	0	0	L	7-41	
2019 TOTALS			10-10	32	19	13	2.5	17.0	5	28	4	0	0	0	0	0	0	0	0	0	0	0	0	0	0	6-4		



JUSTIN REID

SAFETY

6-1 | 203 | STANFORD

HOMETOWN: PRAIRIEVILLE, LA. | AGE: 22

2ND NFL SEASON | 2ND WITH TEXANS | ACQUIRED: D3A-'18

2019 GP/GS: 10/10 | CAREER GP/GS (POST): 26/22 (1/1)

TEAMS: HOU '18-19



20

TRANSACTIONS: Selected by the Houston Texans with the fourth pick of the third round (68th overall) in the 2018 NFL Draft.

2019 (Houston 10/10):

- ✦ Posted three total tackles (three solo) at Baltimore (11/17)
- ✦ Logged two total tackles (two solo), one pass defended and his fourth career interception at Jacksonville (11/3), picking of Jaguars QB Gardner Minsew II in the fourth quarter and returning it 37 yards to the Jaguars' three-yard line
- ✦ Registered his first pass defended of the season and added five total tackles (three solo) vs. Oakland (10/27)
- ✦ Notched one total tackle (one solo) at Indianapolis (10/20)
- ✦ Tallied two total tackles (one solo) at Kansas City (10/13)
- ✦ Finished third on the team with eight total tackles (three solo) vs. Atlanta (10/6)
- ✦ Tied his single-game career high with 10 total tackles (nine solo) vs. Carolina (9/29) and notched his second career game with 10-or-more total tackles (10 in Week 1 at New Orleans)
- ✦ Registered seven total tackles (six solo), the second-most on the team in the Week 3 win over the L.A. Chargers (9/22)
- ✦ Finished with four total tackles (two solo) vs. Jacksonville (9/15), including a stop on Jaguars RB Leonard Fournette on a two-point conversion attempt with 30 seconds left in the game
- ✦ Led the team with 10 total tackles (eight solo) in the season opener at New Orleans (9/9), which is a single-game career high

2018 (Houston 16/12; 1/1):

- ✦ Compiled 81 total tackles, three interceptions including one returned 101 yards for a touchdown, 10 passes defended, one quarterback hit, two tackles for loss, one forced fumble, two fumble recoveries and seven special teams tackles in 16 games as a rookie
- ✦ Notched one solo tackle and one pass defended, breaking up a Patriots QB Tom Brady pass attempt to TE Rob Gronkowski on 3rd and 4, in his NFL debut at New England (9/9)
- ✦ Recorded five total tackles (four solo) and one quarterback hit, forcing Titans QB Blaine Gabbert to commit intentional grounding in the first start of his NFL career
- ✦ Tallied three solo stops on defense and one special teams

tackle vs. the N.Y. Giants (9/23)

- ✦ Registered five total tackles (four solo) and one pass defended at Indianapolis (9/30)
- ✦ Finished with a career-high six total tackles (five solo) and recorded his first career interception vs. Dallas (10/7)
- ✦ Intercepted Cowboys QB Dak Prescott in the 3rd quarter to set up a game-tying 21-yard field goal by K Ka'imi Fairbairn (10/7)
- ✦ Recorded four total tackles (three solo) vs. Buffalo (10/14)
- ✦ Started at safety and recorded five solo stops at Jacksonville (10/21)
- ✦ Tallied a career-high eight total tackles (four solo), one interception, two passes defended and one special teams tackle vs. Miami (10/25). Became the first player in the NFL since 49ers S Jimmie Ward in Week 14 of the 2016 season to record eight tackles, one interception, two passes defended and a special teams tackle in a single game
- ✦ Led the team with a career-high nine total tackles (eight solo), one fumble recovery and one special teams tackle at Denver (11/4)
- ✦ Recorded three total tackles (one solo), two passes defended and one interception returned for a touchdown at Washington (11/18). His 101-yard interception return tied for the second-longest interception return touchdown by a rookie in league history, trailing only Pete Barnum's 103-yard return in 1926
- ✦ Tallied three total tackles (two solo) and his first career tackle for loss vs. Tennessee (11/26)
- ✦ Recorded four total tackles (three solo), two passes defended and his first career forced fumble vs. Cleveland (12/2)
- ✦ Finished with seven total tackles (six solo), one tackle for loss and two special teams tackles vs. Indianapolis (12/9)
- ✦ Notched six total tackles (five solo) at the N.Y. Jets (12/15)
- ✦ Registered seven solo tackles, one fumble recovery and one special teams tackle at Philadelphia (12/23)
- ✦ Finished with four total tackles (one solo), one pass defended and one tackle on special teams vs. Jacksonville (12/30)
- ✦ Recorded three total tackles (one solo) and two passes defended in his postseason debut in the Wild Card Round vs. Indianapolis (1/5)

CAREER AT STANFORD:

- ✦ Played three seasons at Stanford (Calif.) University (2015-17)

TEXANS BIOS

- Recorded 179 total tackles (105 solo), 20 passes defended, 10.5 tackles for loss, two interceptions, one fumble recovery and 1.0 sack in 39 career games played

2017 (Stanford):

- FWAA All-America Second Team (defensive back)
- AP All-America Second Team (safety)
- All-Pac-12 First Team
- Pac-12 All-Academic Second Team
- Bednarik Award watch list
- Jim Thorpe Award semifinalist
- Pac-12 Defensive Player of the Week (10/9)
- Compiled 99 total tackles (52 solo), 6.5 tackles for loss, 1.0 sack, five interceptions and six pass breakups
- First among Pac-12 players and 11th nationally with five interceptions
- 14th among Pac-12 players with 7.1 tackles/game
- Seven total tackles (four solo) and one interception at USC (9/9)
- Team-high nine total tackles (five solo), interception, two pass breakups vs. UCLA (9/23)
- Team-high nine total tackles (two solo), two interceptions, one pass breakup, 0.5 tackle for loss vs. Arizona State (9/30)
- Team-high eight total tackles (six solo), 1.0 tackle for loss, one interception at Utah (10/7)
- Team-high 10 total tackles (three solo) and 0.5 tackles for loss vs. Cal (11/18)

- Nine total tackles (three solo), 1.0 sack and one pass breakup vs. Notre Dame (11/25)

2016 (Stanford):

- All-Pac-12 honorable mention
- Pac-12 All-Academic honorable mention
- 13 games played
- Compiled a team-high 11 total tackles (10 solo) and 3.0 tackles for loss at Oregon (11/12)

2015 (Stanford):

- 12 games played
- Recorded 23 total tackles
- Made career debut at Northwestern in the season opener (9/5)

PERSONAL:

- Son of Eric Reid Sr. and Sharon Guillory-Reid
- Father ran track at LSU
- Mother was a tight end and defensive end for the Baton Rouge Wildcats of the Women's American Football League
- Brother, Eric, played football at LSU and was a first-round selection by the San Francisco 49ers
- Attended Dutchtown (La.) High School
- Earned all-state honors in 2013 and 2014
- Also lettered in track and field and soccer

JUSTIN REID'S NFL REGULAR SEASON DEFENSIVE STATISTICS

DATE	TEAM	GP	GS	TACKLES							INTERCEPTIONS					FUMBLES			ST					MISC		
				TK	S	A	TFL	YDS	SK	YDS	QBH	NO	YDS	LG	TD	PD	FF	FR	YDS	TK	S	A	FF	FR	S	A
2018	Texans	16	12	81	64	17	2	6	0.0	0.0	1	3	128	101t	1	10	1	2	1	7	6	1	0	0	0	0
2019	Texans	10	10	54	39	15	1	0	0.0	0.0	0	1	37	37	0	2	0	0	0	0	0	0	0	0	0	0
NFL TOTALS		26	22	135	103	32	3	6	0.0	0.0	1	4	165	101t	1	12	1	2	1	7	6	1	0	0	0	0

JUSTIN REID'S NFL POSTSEASON DEFENSIVE STATISTICS

2018 TEXANS																											
DATE	TEAM	GP	GS	TACKLES							INTERCEPTIONS						FUMBLES			ST					MISC		
				TK	S	A	TFL	YDS	SK	YDS	QBH	NO	YDS	LG	TD	PD	FF	FR	YDS	TK	S	A	FF	FR	S	A	
2018	Texans	1	1	3	2	1	0	0	0.0	0.0	0	0	0	0	0	2	0	0	0	0	0	0	0	0	0		
NFL TOTALS		1	1	3	2	1	0	0	0.0	0.0	0	0	0	0	0	2	0	0	0	0	0	0	0	0	0		

SINGLE-GAME HIGHS: DEFENSIVE

Total Tackles	10 vs. Carolina Panthers, Sep 29, 2019 ...1 more at 10.	Tackles For Loss	1 at Los Angeles Chargers, Sep 22, 2019 ...2 more at 1.
Passes Defended	2 vs. Cleveland Browns, Dec 02, 2018 ...2 more at 2.	Interceptions	1 at Jacksonville Jaguars, Nov 03, 2019 ...3 more at 1.
Forced Fumbles	1 vs. Cleveland Browns, Dec 02, 2018	Interception Return Yards	101 at Washington Redskins, Nov 18, 2018
Fumble Recoveries	1 at Philadelphia Eagles, Dec 23, 2018 ...1 more at 1.	Special Teams Tackles	2 vs. Indianapolis Colts, Dec 09, 2018

SINGLE-GAME HIGHS - POSTSEASON: DEFENSIVE

Passes Defended	2 vs. Indianapolis Colts, Jan 05, 2019
------------------------	--

TEXANS BIOS

2019 GAME-BY-GAME REGULAR SEASON STATISTICS (TEXANS)

			TACKLES								INTERCEPTIONS					FUMBLES			ST					MISC			
W	DATE	OPPONENT	TK	S	A	SK	YDS	TFL	YDS	QBH	NO	YDS	LG	TD	PD	FF	FR	YDS	TK	S	A	FF	FR	S	AW/L	SCORE	
01	09/09	at Saints	S	10	8	2	0.0	0.0	0	0	0	0	0	0	0	0	0	0	0	0	0	0	0	0	0	L	28-30
02	09/15	Jaguars	S	4	2	2	0.0	0.0	0	0	0	0	0	0	0	0	0	0	0	0	0	0	0	0	0	W	13-12
03	09/22	at Chargers	S	9	7	2	0.0	0.0	1	0	0	0	0	0	0	0	0	0	0	0	0	0	0	0	0	W	27-20
04	09/29	Panthers	S	10	9	1	0.0	0.0	0	0	0	0	0	0	0	0	0	0	0	0	0	0	0	0	0	L	10-16
05	10/06	Falcons	S	8	3	5	0.0	0.0	0	0	0	0	0	0	0	0	0	0	0	0	0	0	0	0	0	W	53-32
06	10/13	at Chiefs	S	2	1	1	0.0	0.0	0	0	0	0	0	0	0	0	0	0	0	0	0	0	0	0	0	W	31-24
07	10/20	at Colts	S	1	1	0	0.0	0.0	0	0	0	0	0	0	0	0	0	0	0	0	0	0	0	0	0	L	23-30
08	10/27	Raiders	S	5	3	2	0.0	0.0	0	0	0	0	0	0	0	1	0	0	0	0	0	0	0	0	0	W	27-24
09	11/03	at Jaguars	S	2	2	0	0.0	0.0	0	0	0	1	37	37	0	1	0	0	0	0	0	0	0	0	0	W	26-3
11	11/17	at Ravens	S	3	3	0	0.0	0.0	0	0	0	0	0	0	0	0	0	0	0	0	0	0	0	0	0	L	7-41
2019 TOTALS			10-10	54	39	15	0.0	0.0	1	0	0	1	37	37	0	2	0	0	0	0	0	0	0	0	0	6-4	



BRADLEY ROBY

CORNERBACK

5-11 | 194 | OHIO STATE

HOMETOWN: SUWANEE, GA. | AGE: 27

6TH NFL SEASON | 1ST WITH TEXANS | ACQUIRED: UFA-'19

2019 GP/GS: 6/6 | CAREER GP/GS (POST): 85/35 (4/0)

TEAMS: DEN '14-'18; HOU '19



21

TRANSACTIONS: Originally selected by the Denver Broncos with the 31st pick of the first round (31st overall) in the 2014 NFL Draft...Signed by the Houston Texans as an unrestricted free agent on March 13, 2019.

HONORS:

- ✦ Super Bowl 50 Champion
- ✦ AFC Defensive Player of the Week (Week 8, 2016)

CAREER:

- ✦ Recorded 259 total tackles (232 solo), 64 passes defended, seven interceptions, nine tackles for loss, eight forced fumbles, three fumble recoveries and two interceptions returned for touchdowns in 85 career games played with 35 starts
- ✦ Tallied seven solo tackles, four passes defended, one interception and one forced fumble in four career postseason games
- ✦ Joined Marcus Peters as the only players to record multiple interceptions returned for touchdowns of more than 50 yards in a single season since joining the NFL in 2014
- ✦ Has only missed one career game in five NFL seasons

2019 (Houston 6/6):

- ✦ Inactive for Weeks 7-11
- ✦ Finished with one total tackle (one solo) and two passes defended, marking his first game with multiple passes defended this season and now owns 17 in his NFL career, which ties Aqib Talib (10) for the 10th-most games with multiple passes defended since entering the NFL in 2014
- ✦ Tallied seven total tackles (six solo), one pass defended and one forced fumble vs. Atlanta (10/6)
- ✦ Notched two solo tackles and a pass defended vs. Carolina (9/29)
- ✦ Registered three solo tackles and one tackle for loss in the Week 3 win over the L.A. Chargers (9/22)
- ✦ Posted two solo tackles in the Week 2 win vs. Jacksonville (9/15)
- ✦ Tied for the team lead with nine total tackles (eight solo), tying his single-game career high in the season opener at New Orleans (9/9). His nine tackles are the most he has posted since Week 9 of 2016

2018 (Denver 15/15):

- ✦ Finished with 50 total tackles (45 solo), 12 passes

defended, two forced fumbles, one interception and one tackle for loss in 15 games played with a career-high 15 starts

- ✦ Recorded two solo tackles, one interception and a career-high four passes defended at Arizona (10/18)
- ✦ Matched a season high with six total tackles (five solo) at Kansas City (10/28)
- ✦ Set a season high with six solo tackles, one pass defended and one forced fumble vs. Pittsburgh (11/25)
- ✦ Registered five total tackles (four solo) and one pass defended vs. Cleveland (12/15)

2017 (Denver 16/4):

- ✦ Registered 42 total tackles (35 solo), a career-high 17 passes defended, one interception, one tackle for loss, one forced fumble and one fumble recovery in 16 games played with four starts
- ✦ Finished with five total tackles (three solo), one interception and two passes defended vs. the L.A. Chargers (9/11)
- ✦ Notched five solo tackles and one pass defended at Philadelphia (11/5)
- ✦ Tallied four total tackles (three solo), one forced fumble, one fumble recovery and a season-high three passes defended at Miami (12/3)

2016 (Denver 16/4):

- ✦ Recorded 39 total tackles (34 solo), eight passes defended, 1.0 sack, one forced fumble and two interceptions returned for touchdowns
- ✦ Joined Marcus Peters as the only players to record multiple interceptions returned for touchdowns of more than 50 yards in the same season since joining the NFL in 2014
- ✦ Earned AFC Defensive Player of the Week honors after recording seven total tackles (four solo), two passes defended and one interception returned for a touchdown vs. San Diego (10/30)
- ✦ Set a career high with nine total tackles (eight solo) and 1.0 sack at Oakland (11/6)
- ✦ Tallied two solo tackles, one forced fumble and two passes defended at New Orleans (11/13)
- ✦ Amassed three solo tackles, two passes defended and one interception returned for a touchdown at Jacksonville (12/4)

2015 (Denver 16/4; 3/0):

TEXANS BIOS

- Finished with 40 total tackles, 10 passes defended, one interception, one tackle for loss, one forced fumble and one fumble recovery
- Registered five solo tackles, three passes defended and one forced fumble in three postseason games, while helping the Broncos capture Super Bowl 50
- Tallied two solo tackles, one interception and one pass defended at Detroit (9/27)
- Matched a season high with five solo tackles, one forced fumble and one pass defended vs. Minnesota (10/4)
- Notched four solo tackles, one tackle for loss and one pass defended in an overtime victory vs. Cincinnati (12/28)
- Recorded three solo tackles and one forced fumble in the Wild Card Round vs. Pittsburgh (1/17/16)
- Finished with two solo tackles and three passes defended vs. Carolina in Super Bowl 50 (2/7/16)

2014 (Denver 16/2; 1/0):

- Registered a career-high 64 total tackles (62 solo), 13 passes defended, five tackles for loss, two forced fumbles, two fumble recoveries and 1.0 sack as a rookie
- Tied for the second-most total tackles (64) and passes defended (13) among rookie cornerbacks in 2014
- Made his NFL debut and recorded seven solo tackles, a season-high three passes defended and one fumble recovery vs. Indianapolis (9/7)
- Notched six solo tackles and two tackles for loss vs. Kansas City (9/16)
- Finished with three solo tackles, 1.0 sack, one quarterback hit, one tackle for loss and two passes defended at the N.Y. Jets (10/12)
- Tallied two solo tackles, one forced fumble, two passes defended and his first-career interception on Patriots QB Tom Brady at New England (11/2)
- Registered four solo tackles, two passes defended, one tackle for loss and one interception at Oakland (11/9)

- Finished with a season-high nine solo tackles, one tackle for loss and one forced fumble vs. Buffalo (12/7)
- Made his postseason debut and recorded two solo tackles and his first-career postseason interception of Colts QB Andrew Luck in the Divisional Round vs. Indianapolis (1/11/15)

COLLEGE:

- Played three seasons (2011-13) at Ohio State University in Columbus, Ohio after redshirting the 2010 campaign
- Started all 37 games of his collegiate career
- Tallied 44 passes defended and eight interceptions, including two interceptions returned for touchdowns in his career
- Returned two blocked punts for touchdowns and one recovered fumble for a touchdown
- Named a first-team All-Big Ten Conference selection in 2013, when he finished with 69 total tackles (54 solo), three interceptions and 16 passes defended
- Named a second-team All-America selection and first-team all-Big Ten Conference in 2012
- Led the nation and tied a school record with 19 passes defended as a redshirt sophomore
- Finished as the only player in the country to score touchdowns three different ways (interception, fumble recovery, blocked punt)
- Earned the Buckeyes' First Year Defensive Player Award after tying for the team lead with three interceptions as a redshirt freshman in 2011

PERSONAL:

- Attended Peachtree Ridge High School in Suwanee, Ga.
- Received All-Gwinnett County accolades following his senior year in 2009
- Majored in communications at Ohio State
- Son of Betty and James Roby

BRADLEY ROBY'S NFL REGULAR SEASON DEFENSIVE STATISTICS

DATE	TEAM	GP	GS	TK	S	A	TACKLES				QBH	INTERCEPTIONS					FUMBLES			ST					MISC		
							TFL	YDS	SK	YDS		NO	YDS	LG	TD	PD	FF	FR	YDS	TK	S	A	FF	FR	S	A	
2014	Broncos	16	2	64	62	2	5	11	1.0	3.0	1	2	0	0	0	13	2	1	0	1	1	0	0	1	0	0	
2015	Broncos	16	4	40	34	6	1	4	0.0	0.0	0	1	19	19	0	10	1	1	21	0	0	0	0	0	0	0	
2016	Broncos	16	4	39	34	5	0	0	1.0	0.0	0	2	102	51t	2	8	1	0	0	0	0	0	0	0	0	0	
2017	Broncos	16	4	42	35	7	1	3	1.0	0.0	1	1	0	0	0	17	1	1	0	0	0	0	0	0	0	0	
2018	Broncos	15	15	50	45	5	1	2	0.0	0.0	0	1	0	0	0	12	2	0	0	0	0	0	0	0	0	0	
2019	Texans	6	6	24	22	2	1	2	0.0	0.0	0	0	0	0	0	4	1	0	0	0	0	0	0	0	0	0	
NFL TOTALS		85	35	259	232	27	9	22	3.0	3.0	2	7	121	51t	2	64	8	3	21	1	1	0	0	1	0	0	

BRADLEY ROBY'S NFL POSTSEASON DEFENSIVE STATISTICS

DATE	TEAM	GP	GS	TK	S	A	TACKLES					QBH	INTERCEPTIONS					FUMBLES			ST					MISC	
							TFL	YDS	SK	YDS	NO		YDS	LG	TD	PD	FF	FR	YDS	TK	S	A	FF	FR	S	A	
2014	Broncos	1	0	2	2	0	0	0.0	0.0	0	1	2	2	0	1	0	0	0	0	0	0	0	0	0	0	0	0
2015	Broncos	3	0	5	5	0	0	0.0	0.0	0	0	0	0	0	3	1	0	0	0	0	0	0	0	0	0	0	0
NFL TOTALS		4	0	7	7	0	0	0.0	0.0	0	1	2	2	0	4	1	0	0	0	0	0	0	0	0	0	0	0

TEXANS BIOS

SINGLE-GAME HIGHS: DEFENSIVE


Total Tackles	9 at New Orleans Saints, Sep 09, 2019 ...2 more at 9.	Tackles For Loss	2 vs. Kansas City Chiefs, Sep 14, 2014
Sacks	1.0 at Indianapolis Colts, Dec 14, 2017 ...2 more at 1.0.	Interceptions	1 at Arizona Cardinals, Oct 18, 2018 ...6 more at 1.
Passes Defensed	4 at Arizona Cardinals, Oct 18, 2018	Interception Return Yards	51 at Jacksonville Jaguars, Dec 04, 2016 ...1 more at 51.
Forced Fumbles	1 vs. Atlanta Falcons, Oct 06, 2019 ...7 more at 1.	Special Teams Tackles	1 at Kansas City Chiefs, Nov 30, 2014
Fumble Recoveries	1 at Miami Dolphins, Dec 03, 2017 ...2 more at 1.	Special Teams Fumble Recoveries	1 vs. Indianapolis Colts, Sep 07, 2014

SINGLE-GAME HIGHS - POSTSEASON: DEFENSIVE

Total Tackles	3 vs. Pittsburgh Steelers, Jan 17, 2016	Interceptions	1 vs. Indianapolis Colts, Jan 11, 2015
Passes Defensed	3 vs. Carolina Panthers, Feb 07, 2016	Interception Return Yards	2 vs. Indianapolis Colts, Jan 11, 2015
Forced Fumbles	1 vs. Pittsburgh Steelers, Jan 17, 2016		

2019 GAME-BY-GAME REGULAR SEASON STATISTICS (TEXANS)

			2019 GAME BY GAME REGULAR SEASON STATISTICS (PER GAME)																													
				TACKLES								INTERCEPTIONS							FUMBLES					ST					MISC			
W	DATE	OPPONENT		TK	S	A	SK	YDS	TFL	YDS	QBH	NO	YDS	LG	TD	PD	FF	FR	YDS	TK	S	A	FF	FR	S	A	W/L	SCORE				
01	09/09	at Saints	S	9	8	1	0.0	0.0	0	0	0	0	0	0	0	0	0	0	0	0	0	0	0	0	0	0	L	28-30				
02	09/15	Jaguars	S	2	2	0	0.0	0.0	0	0	0	0	0	0	0	0	0	0	0	0	0	0	0	0	0	0	W	13-12				
03	09/22	at Chargers	S	3	3	0	0.0	0.0	1	2	0	0	0	0	0	0	0	0	0	0	0	0	0	0	0	0	W	27-20				
04	09/29	Panthers	S	2	2	0	0.0	0.0	0	0	0	0	0	0	0	1	0	0	0	0	0	0	0	0	0	0	L	10-16				
05	10/06	Falcons	S	7	6	1	0.0	0.0	0	0	0	0	0	0	0	1	1	0	0	0	0	0	0	0	0	0	W	53-32				
06	10/13	at Chiefs	S	1	1	0	0.0	0.0	0	0	0	0	0	0	0	2	0	0	0	0	0	0	0	0	0	0	W	31-24				
07	10/20	at Colts										INACTIVE																	L	23-30		
08	10/27	Raiders										INACTIVE																	W	27-24		
09	11/03	at Jaguars										INACTIVE																	W	26-3		
11	11/17	at Ravens										INACTIVE																	L	7-41		
2019 TOTALS			6-6	24	22	2	0.0	0.0	1	2	0	0	0	0	0	4	1	0	0	0	0	0	0	0	0	0	6-4					



BRENNAN SCARLETT

OUTSIDE LINEBACKER

6-4 | 263 | STANFORD

HOMETOWN: PORTLAND, ORE. | AGE: 26

4TH NFL SEASON | 4TH WITH TEXANS | ACQUIRED: CFA-'16

2019 GP/GS: 10/5 | CAREER GP/GS (POST): 40/13 (2/0)

TEAMS: HOU '16-19



57

TRANSACTIONS: Signed by the Houston Texans as a college free agent on May 6, 2016...Signed a contract extension with the Texans on Aug. 28, 2019.

2019 (Houston 10/5):

- Finished third on the team with seven total tackles (six solo), 1.0 sack, one tackle for loss, one quarterback hit and one special teams tackle at Baltimore (11/17). Sacked Ravens QB Lamar Jackson for a loss of seven yards, notching sacks in back-to-back games for the first time in his NFL career (2016-19).
- Posted two total tackles (two solo), 2.0 sacks, one forced fumble, one tackle for loss and two quarterback hits in the win over Jacksonville in London (11/3), marking his second career game with 2.0-or-more sacks
- Finished second on the team with a single-game career-high seven total tackles (four solo) vs. Oakland (10/27)
- Made his second start this season and finished with four total tackles (three solo), 0.5 sack and one quarterback hit at Indianapolis (10/20)
- Saw action as a reserve outside linebacker and contributed on special teams at Kansas City (10/13)
- Recorded one total tackle in the Week 5 win over Atlanta (10/6)
- Notched the first forced fumble of his career on a strip sack vs. Carolina (9/29) and finished the game with two total tackles (one solo), 1.0 sack, one forced fumble and one quarterback hit
- Tallied two solo tackles in the Week 3 victory over the L.A. Chargers (9/22)
- Notched his first two tackles of the season (one solo) in the Week 2 win vs. Jacksonville (9/15) and added one quarterback hit
- Saw action as a reserve linebacker in the season opener at New Orleans (9/9)

2018 (Houston 12/3):

- Finished with 12 total tackles (eight solo), three passes defended, two quarterback hits, one interception, one forced fumble, one fumble recovery and six special teams tackles in 12 games
- Appeared on special teams and contributed to a unit that didn't surrender any punt return yards and limited the Patriots to one kickoff return for 19 yards at New England (9/9)
- Started at JACK and recorded three solo stops at Tennessee (9/16)

- Contributed on defense and special teams vs. the N.Y. Giants (9/23)
- Recorded one special teams tackle at Indianapolis (9/30)
- Contributed on special teams vs. Dallas (10/7)
- Recorded his first career fumble recovery, recovered a blocked punt and tallied one special teams tackle vs. Buffalo (10/14)
- Led the team with two special teams tackles at Jacksonville (10/21)
- Recorded two total tackles vs. Miami (10/25)
- Registered one solo stop, one quarterback hit, one pass defended and one special teams tackle at Denver (11/4)
- Recorded three total tackles (two solo), one quarterback hit, two passes defended and his first-career interception at Washington (11/18)
- Tallied three total tackles (two solo), one special teams tackle and one forced fumble vs. Tennessee (11/26). Became the first Texans player to record that stat line since Fred Bennett vs. Chicago in Week 17 of the 2008 season
- Contributed on special teams vs. Cleveland (12/2)
- Placed on the Reserve/Injured list on Dec. 8, 2018

2017 (Houston 11/5):

- Set single-season career highs in total tackles (26), sacks (2.0), passes defended (one), quarterback hits (three), tackles for loss (six), games played (11) and games started (five) despite missing the final five weeks of the season
- Ranked third on the team in tackles for loss
- Notched his first career start and produced four total tackles vs. Cleveland (10/15)
- Started his second-consecutive game and recorded the first pass defended of his career at Seattle (10/29)
- Made his third-consecutive start and posted a career-best four solo tackles with his first tackle for loss of the season vs. Indianapolis (11/5)
- Tallied four total tackles, two quarterback hits, three tackles for loss and the first two sacks of his career on the same drive at the Los Angeles Rams (11/12). He joined DE/OLB Jadeveon Clowney, ILB Benardrick McKinney and S Eddie Pleasant as the fourth Texan to record 2.0-or-more sacks in a game during the 2017 season
- Tied a career high with four total tackles and logged his second career game of multiple tackles for loss at Baltimore (11/27)
- Placed on the Reserve/Injured list on Dec. 4

2016 (Houston 7/0, 2/0):

- ✎ Tallied 10 total tackles (three solo) and one tackle for loss as a rookie
- ✎ Made his NFL debut and contributed with one special teams tackle vs. Kansas City (9/18)
- ✎ Saw his first action on defense and recorded one tackle at New England (9/22) in Week 3
- ✎ Tied for the team lead with a career-high two special teams tackles at Minnesota (10/9) in Week 5
- ✎ Placed on the Reserve/Injured list on Oct. 19
- ✎ Activated from the Reserve/Injured Designated for Return list on Dec. 17
- ✎ Played in his first game since Week 6 and tallied a career-high four total tackles (one solo) vs. Jacksonville (12/18) in Week 15
- ✎ Inactive for Week 16 vs. Cincinnati (12/24)
- ✎ Tied a single-game career high with four total tackles, including his first career tackle for loss, at Tennessee (1/1/17) in Week 17
- ✎ Played as a reserve linebacker and contributed on special teams in both postseason contests

COLLEGE:

- ✎ Played one season at Stanford (Calif.) University (2015) after transferring from the University of California, Berkeley, where he played three seasons (2011-12; 14)
- ✎ His first roommate at California was former Texans TE Stephen Anderson
- ✎ Redshirted the 2013 campaign at California due to injury
- ✎ Played in 17 games with 14 starts over four seasons with Cal but missed the entire 2013 campaign and significant portions of the 2011 and 2014 seasons due to injury
- ✎ Registered career totals of 54 total tackles, 9.0 tackles for loss (42 yards), 4.5 sacks (34 yards), three pass breakups,

three forced fumbles and six quarterback hurries with the Golden Bears

- ✎ Led the Cardinal to a Rose Bowl victory over Iowa in January 2016 in his lone season with the program
- ✎ Joined Stanford as the program's first-ever graduate transfer
- ✎ That season, earned All-Pac-12 honorable mention after playing in 14 games and compiling 37 total tackles, 8.0 tackles for loss, 5.5 sacks and two pass breakups

PERSONAL:

- ✎ Prepped at Central Catholic High School in Portland, Ore.
- ✎ Earned varsity letters in football, swimming and track and field
- ✎ 2010 U.S. Army All-American Bowl
- ✎ 2010 PrepStar All-America
- ✎ 2010 SuperPrep All-America
- ✎ 31 total tackles in first two games of senior season
- ✎ 59 total tackles, 6.0 sacks, one interception and three forced fumbles as a junior
- ✎ 43 total tackles, 4.0 sacks and three forced fumbles as a sophomore
- ✎ National Federation of High School Awards for Excellence
- ✎ Multnomah Athletic Club Scholar Student Award
- ✎ Son of Paul and Suzy Scarlett
- ✎ Father ran track at BYU
- ✎ Two siblings, Cam and Isabella
- ✎ Grandfather, great-grandfather, uncle and multiple cousins attended Stanford
- ✎ Maternal grandfather, John Evans, was governor of Idaho from 1977-87
- ✎ Graduated from Cal's prestigious Haas School of Business in May of 2015 with a bachelor's degree in business administration

BRENNAN SCARLETT'S NFL REGULAR SEASON DEFENSIVE STATISTICS

DATE	TEAM	GP	GS	TACKLES								INTERCEPTIONS						FUMBLES			ST					MISC	
				TK	S	A	TFL	YDS	SK	YDS	QBH	NO	YDS	LG	TD	PD	FF	FR	YDS	TK	S	A	FF	FR	S	A	
2016	Texans	7	0	10	3	7	1	1	0.0	0.0	0	0	0	0	0	0	0	0	0	3	3	0	0	0	0	0	
2017	Texans	11	5	26	19	7	6	17	2.0	11.0	3	0	0	0	0	1	0	0	0	3	2	1	0	0	0	0	
2018	Texans	12	3	12	8	4	0	0	0.0	0.0	2	1	8	8	0	3	1	0	0	6	4	2	0	1	0	0	
2019	Texans	10	5	27	19	8	2	12	4.5	14.5	6	0	0	0	0	0	2	0	0	2	1	1	0	0	0	0	
NFL TOTALS		40	13	75	49	26	9	30	6.5	25.5	11	1	8	8	0	4	3	0	0	14	10	4	0	1	0	0	

BRENNAN SCARLETT'S NFL POSTSEASON DEFENSIVE STATISTICS

DATE	TEAM	GP	GS	TACKLES							INTERCEPTIONS					FUMBLES			ST					MISC			
				TK	S	A	TFL	YDS	SK	YDS	QBH	NO	YDS	LG	TD	PD	FF	FR	YDS	TK	S	A	FF	FR	S	A	
2016	Texans	2	0	0	0	0	0	0	0.0	0.0	0	0	0	0	0	0	0	0	0	1	1	0	0	0	0	0	
2018	Texans	0	0	0	0	0	0	0	0.0	0.0	0	0	0	0	0	0	0	0	0	0	0	0	0	0	0	0	
NFL TOTALS		2	0	0	0	0	0	0	0.0	0.0	0	0	0	0	0	0	0	0	0	1	1	0	0	0	0	0	0

TEXANS BIOS

SINGLE-GAME HIGHS: DEFENSIVE

Total Tackles	7 at Baltimore Ravens, Nov 17, 2019 ...1 more at 7.	Interceptions	1 at Washington Redskins, Nov 18, 2018
Sacks	2.0 at Jacksonville Jaguars, Nov 03, 2019 ...1 more at 2.0.	Interception Return Yards	8 at Washington Redskins, Nov 18, 2018
Passes Defensed	2 at Washington Redskins, Nov 18, 2018	Special Teams Tackles	2 at Jacksonville Jaguars, Oct 21, 2018 ...2 more at 2.
Forced Fumbles	1 at Jacksonville Jaguars, Nov 03, 2019 ...2 more at 1.	Special Teams Fumble Recoveries	1 vs. Buffalo Bills, Oct 14, 2018
Tackles For Loss	3 at Los Angeles Rams, Nov 12, 2017		

SINGLE-GAME HIGHS - POSTSEASON: DEFENSIVE

Special Teams Tackles	1 at New England Patriots, Jan 14, 2017
------------------------------	---

2019 GAME-BY-GAME REGULAR SEASON STATISTICS (TEXANS)

			TACKLES								INTERCEPTIONS					FUMBLES			ST					MISC			
W	DATE	OPPONENT	TK	S	A	SK	YDS	TFL	YDS	QBH	NO	YDS	LG	TD	PD	FF	FR	YDS	TK	S	A	FF	FR	S	A	W/L	SCORE
01	09/09	at Saints	P	0	0	0	0.0	0.0	0	0	0	0	0	0	0	0	0	0	0	0	0	0	0	0	0	L	28-30
02	09/15	Jaguars	P	2	1	1	0.0	0.0	0	0	1	0	0	0	0	0	0	0	0	0	0	0	0	0	0	W	13-12
03	09/22	at Chargers	P	2	2	0	0.0	0.0	0	0	0	0	0	0	0	0	0	0	0	0	0	0	0	0	0	W	27-20
04	09/29	Panthers	S	2	1	1	1.0	0.0	0	0	1	0	0	0	0	1	0	0	0	0	0	0	0	0	0	L	10-16
05	10/06	Falcons	P	1	0	1	0.0	0.0	0	0	0	0	0	0	0	0	0	0	0	0	0	0	0	0	0	W	53-32
06	10/13	at Chiefs	P	0	0	0	0.0	0.0	0	0	0	0	0	0	0	0	0	0	0	0	0	0	0	0	0	W	31-24
07	10/20	at Colts	S	4	3	1	0.5	2.5	0	0	1	0	0	0	0	0	0	0	0	0	0	0	0	0	0	L	23-30
08	10/27	Raiders	S	7	4	3	0.0	0.0	0	0	0	0	0	0	0	0	0	0	0	1	1	0	0	0	0	W	27-24
09	11/03	at Jaguars	S	2	2	0	2.0	5.0	1	5	2	0	0	0	0	1	0	0	0	0	0	0	0	0	0	W	26-3
11	11/17	at Ravens	S	7	6	1	1.0	7.0	1	7	1	0	0	0	0	0	0	0	0	1	0	1	0	0	0	L	7-41
2019 TOTALS			10-5	27	19	8	4.5	14.5	2	12	6	0	0	0	0	2	0	0	2	1	1	0	0	0	0	6-4	



MAX SCHARPING

GUARD/TACKLE

6-6 | 327 | NORTHERN ILLINOIS

HOMETOWN: GREEN BAY, WIS. | AGE: 23
 ROOKIE | 1ST WITH TEXANS | ACQUIRED: D2B-'19
 2019 GP/GS: 10/8 | CAREER GP/GS: 10/8
 TEAMS: HOU '19



74

TRANSACTIONS: Selected by the Houston Texans with the 23rd pick in the second round (55th overall) of the 2019 NFL Draft.

2019 (Houston 10/8):

- ✦ Played in every offensive snap at left guard at Baltimore (11/17) as part of an offensive line that blocked for a 6.1 yards per carry average by the offense
- ✦ Started at left guard in the win over Jacksonville at Wembley Stadium in London (11/3) as part of an offensive line that paved the way for 216 total rushing yards, the most rushing yards in a single game since Week 12 of the 2018 season vs. Tennessee (281) and the second most yards in a game under Head Coach Bill O'Brien (2014-19)
- ✦ Started at left guard as part of an offensive line that blocked for 388 yards of total offense vs. Oakland (10/27)
- ✦ Played in every offensive snap and contributed on special teams at Indianapolis (10/20)
- ✦ Started at left guard at Kansas City (10/13) as part of an offensive line that did not allow a sack on QB Deshaun Watson for the second-consecutive week, the first time the Texans have accomplished the feat since Weeks 1-2 of the 2014 season
- ✦ Played in every offensive snap at left guard vs. Atlanta (10/6), protecting QB Deshaun Watson who registered 426 passing yards and five passing touchdowns
- ✦ Started in his second-straight game at left guard and played in every offensive snap vs. Carolina (9/29)
- ✦ Notched his first-career NFL start, starting at left tackle in the Week 3 win over the L.A. Chargers (9/22). Part of an offensive line like helped block for QB Deshaun Watson's 351-yard three-touchdown performance
- ✦ Contributed on special teams vs. Jacksonville (9/15)
- ✦ Made his NFL debut in the season opener at New Orleans (9/9) and saw action on special teams

CAREER AT NORTHERN ILLINOIS:

- ✦ Played four seasons (2015-18) at Northern Illinois University in DeKalb, Ill. after redshirting the 2014 campaign
- ✦ Started every game of his college career (53 games) and did not miss a snap as a senior in 2018
- ✦ Earned All-MAC honors at right tackle in 2016 and left tackle in 2017

2018 (Northern Illinois):

- ✦ Did not miss a snap after starting all 14 games and leading the Huskies to a MAC Championship

- ✦ Earned a \$13,000 scholarship as a National Football Foundation Scholar-Athlete and was one of 12 finalists for the Williams Campbell Trophy
- ✦ Semifinalist for the Wuerffel Trophy, given to the college football player 'who best combines exemplary community service with athletic and academic achievement.'
- ✦ Did not allow any sacks or QB pressures versus Utah, BYU or Florida State

2017 (Northern Illinois):

- ✦ Earned first-team All-MAC honors at left tackle
- ✦ Started all 13 games
- ✦ Led the way for Huskie running backs to run for more than 100 yards in four games including at Nebraska (9.16)
- ✦ Named to the Academic All-MAC for the third time and was a MAC Distinguished Scholar-Athlete

2016 (Northern Illinois):

- ✦ Earned All-MAC honors at right tackle
- ✦ Started every game for a second-consecutive year, including seven starts at right guard
- ✦ Member of an offensive line that led the nation in fewest sacks allowed with eight
- ✦ Helped block for back-to-back 300-yard rushing games against Western Illinois (9/24) and at Ball State (10/1)

2015 (Northern Illinois):

- ✦ Named to the FWAA Freshman All-American Team as the MAC's only representative on the team
- ✦ Started all 14 games for the Huskies as a freshman
- ✦ Started the season at right tackle, but also played right guard
- ✦ Named Northern Illinois Co-Offensive Player of the Week after the Huskies put up 59 points and 636 yards of total offense vs. Ball State (10/10)
- ✦ Helped the Huskies capture their sixth-consecutive MAC West title
- ✦ Earned Academic All-MAC and MAC Distinguished Scholar Athlete recognition

2014 (Northern Illinois):

- ✦ Redshirted the season

PERSONAL:

- ✦ Attended Southwest High School in Green Bay, Wisc.
- ✦ Named first-team all-state as a senior in 2013


TEXANS BIOS

- Three-time all-conference and two-time all-area selection
- Started all by one game over three seasons on the

- offensive and defensive lines
- Earned his undergraduate degree in kinesiology and completed his master's degree in December 2018

2019 GAME-BY-GAME REGULAR SEASON STATISTICS (TEXANS)

W	DATE	OPPONENT	P/S	W/L	SCORE
01	09/09	at Saints	P	L	28-30
02	09/15	Jaguars	P	W	13-12
03	09/22	at Chargers	S	W	27-20
04	09/29	Panthers	S	L	10-16
05	10/06	Falcons	S	W	53-32
06	10/13	at Chiefs	S	W	31-24
07	10/20	at Colts	S	L	23-30
08	10/27	Raiders	S	W	27-24
09	11/03	at Jaguars	S	W	26-3
11	11/17	at Ravens	S	L	7-41
2019 TOTALS			10-8	6-4	



KENNY STILLS

WIDE RECEIVER

6-1 | 202 | OKLAHOMA

HOMETOWN: ENCINITAS, CALIF. | AGE: 27

7TH NFL SEASON | 1ST WITH TEXANS | ACQUIRED: T-'19 (MIA)

2019 GP/GS: 8/3 | CAREER GP/GS (POST): 102/75 (3/2)

TEAMS: NO '13-14; MIA '15-18; HOU '19



12

TRANSACTIONS: Selected by the New Orleans Saints in the fifth round (144th overall) of the 2013 NFL Draft...Traded to the Dolphins on March 13, 2015...Re-signed with the Dolphins on March 9, 2017...Traded to the Houston Texas on Aug. 31, 2019

CAREER:

- Has appeared in 102 games (75 starts)
- Amassed 4,532 yards and 33 touchdowns on 285 receptions over his career with the Saints, Dolphins and Texans
- Averages 15.9 yards per reception since 2013, the second-best mark among NFL receivers (min. 200 catches)
- One of only five receivers in the NFL to record at least six receiving touchdowns in each season between 2016-18
- Since entering the league in 2013, has notched 24 receptions of 40-plus yards, which is seventh-most in the NFL over that span
- Has posted 8 games with 100-plus receiving yards
- Averaged at least 14 yards per reception on at least 25 catches in each season between 2016-18, only one of three receivers in the NFL to accomplish the feat (T.Y. Hilton and A.J. Green)
- Since 2016, has notched 15 touchdown receptions of 20-plus yards, which ranks third in the NFL over that span
- Led the NFL in yards per reception as a rookie in 2013 with 20.0

2019 (Houston 8/3):

- Logged 27 receiving yards on four receptions (6.8 avg.) at Baltimore (11/17), the second-best mark on the team, and extended his streak to 50 games with a reception
- Finished second on the team with 52 yards on four receptions (13.0 avg.) in the win over Jacksonville in London (11/3). Eclipsed 4,500 career receiving yards and became the first player since Willie Davis in 1998 to record over 4,500 receiving yards on less than 300 career receptions
- Tallied 22 yards on three catches (7.3 avg.) vs. Oakland (10/27)
- Finished with 105 receiving yards on four receptions (26.3 avg.), including a season-long 45-yard reception. Notched his 23rd career reception of 40-or-more yards, which ties Julio Jones (23) for the seventh-most in the NFL since entering the league in 2013
- Inactive for Weeks 5-6
- Pulled in his only two targets for 24 yards (12.0 avg.)
- Led the team in receiving with 89 yards on four receptions

(22.3 avg.) in the Week 3 win over the L.A. Chargers (9/22), including a 38-yard reception on a flea flicker from QB Deshaun Watson in the second quarter, setting up the Texans first touchdown

- Caught two passes for 38 yards (19.0 avg.), including a team-long 31-yard reception
- Hauled in three receptions for 37 yards (12.3 avg.) and one touchdown his Texans debut at New Orleans (9/9). Tallied his 15th touchdown reception of more than 20 yards since 2016, which ranks third in the NFL over that span

2018 (Miami 15/15):

- Started in 15 games, serving as a team captain for the entire season
- Racked up 553 yards and six touchdowns on 37 receptions (14.9 average)
- Notched his first-career pass attempt, which resulted in a three-yard touchdown at Buffalo (12/30)
- Posted a season-high 135 yards and one touchdown on eight receptions (16.9 avg.) vs. New England (12/9). Surpassed 4,000 career receiving yards after a 43-yard reception in the second quarter
- Tallied four receptions for 106 yards (26.5 avg.) and two touchdowns vs. Tennessee (9/9), including a 75-yard touchdown reception, the second-longest of his career. Only the third multi-touchdown game of his career

2017 (Miami 16/16):

- Started in all 16 games for the Dolphins and pulled in 58 catches for 847 yards and six touchdowns (14.6 avg.)
- Caught five passes for 98 yards and a touchdown (19.6 avg.) vs. Denver (12/3)
- Notched a career-high 180 yards on seven receptions (25.7 avg.) and recorded a touchdown. His 180 yards were the seventh-most in a single game in Dolphins history and his 25.7 average was the fourth best mark in Dolphins history
- Eclipsed 3,000 career receiving yards with a 65-yard performance at Baltimore (10/26)

2016 (Miami 16/16, 1/1):

- Started in all 16 games
- Finished the season with 42 receptions for 726 yards (17.3 avg.) and a career-high nine touchdowns. His nine touchdowns also led the team and ranked sixth in the NFL
- Averaged 17.3 yards per reception, the third-best mark in

TEXANS BIOS

the league and averaged 13.0 yards at catch, the second-best mark in the NFL

- Started in the Wild Card Round at Pittsburgh (1/1/17) and pulled in five receptions for 82 yards (16.4 avg.)
- Caught six-of-seven targets for 97 yards and a touchdown vs. Arizona (12/11)
- Recorded a season-high 100 yards on five catches (20.0 avg.) and added a touchdown vs. Buffalo (10/23)

2015 (Miami 16/8):

- Played in all 16 games (eight starts) in his first season with the Dolphins
- Pulled in 27 receptions for 440 yards (16.3 average) and three touchdowns
- Posted 74 yards on three catches (24.7 avg.) at Buffalo (11/8)
- Notched five catches for a season-high 81 yards and a touchdown vs. the N.Y. Jets (10/4)

2014 (New Orleans 15/6):

- Appeared in 15 games (six starts) and established career highs in receptions (63) and receiving yards (931) and added three touchdowns on the season
- Pulled in five catches for a season-high 162 yards and a touchdown at Pittsburgh (11/30)
- Tallied 103 yards on five receptions (20.6 avg.) at Detroit (10/19) and added a touchdown in his second-career 100-yard performance

2013 (New Orleans 16/10, 2/1):

- Played in all 16 games (10 starts) as a rookie in New Orleans and finished the season with 641 yards and five touchdowns on 32 receptions (20.0 avg.)
- His 20.0 yards-per-catch average led the NFL and was the highest mark by a rookie in Saints history
- Notched the first 100-yards and first multi-touchdown performance of his career with 129 yards and two touchdowns on three catches (43.0 avg.) vs. Buffalo

(10/27)

- Recorded two catches for 86 yards (43.0 avg.) in his NFL debut vs. Atlanta (9/8)

COLLEGE:

- Played three seasons (2010-12) at Oklahoma University in Norman, Okla., and started in all 38 games of his career with the Sooners
- Left his mark on school history, finishing his collegiate career ranked fourth in career receptions (204), third in receiving yards (2,594) and fifth in touchdown receptions (24)

PERSONAL:

- Attended La Costa Canyon High School in Encinitas, Calif., where he broke the San Diego area career record with 3,041 receiving yards
- Three-time Nat Moore Community Service Award winner (2016-18)
Rode a bike 14 miles to help raise money at the 2019 Dolphins Cancer Challenge
- Nominated for the Walter Payton Man of the Year twice (2018,2017)
- Helped donate football equipment to Miami's local NFL Youth Education Town center in 2018
- Worked with the Dolphins and the Ross Initiative in Sports for Equality (RISE) to host a town hall meeting in 2016 that brought influential local leaders together with law enforcement to discuss actionable steps that could be taken to address issues of racial inequality and unite the community
- Helped organize a police ride-along program and has inspired other NFL players to host similar programs in their local communities
- Helps fund CommUNITY tailgates, which bring local student-athletes, coaches, parents, community leaders, law enforcement and military personnel together at every Dolphins home game

KENNY STILL'S NFL REGULAR SEASON RUSHING/RECEIVING STATISTICS

DATE TEAM	GP GS	RECEIVING					RUSHING				
		NO.	YDS	AVG	LG	TD	NO.	YDS.	AVG.	LG	TD
2013 Saints	16 10	32	641	20.0	76t	5	3	10	3.3	4	0
2014 Saints	15 7	63	931	14.8	69t	3	1	-2	-2.0	-2	0
2015 Dolphins	16 8	27	440	16.3	47t	3	0	0	0.0	0	0
2016 Dolphins	16 16	42	726	17.3	74t	9	0	0	0.0	0	0
2017 Dolphins	16 16	58	847	14.6	61t	6	0	0	0.0	0	0
2018 Dolphins	15 15	37	553	14.9	75t	6	0	0	0.0	0	0
2019 Texans	8 3	26	394	15.2	45	1	0	0	0.0	0	0
NFL TOTALS	102 75	285	4,532	15.9	76t	33	4	8	2.0	4	0

KENNY STILL'S NFL POSTSEASON RUSHING/RECEIVING STATISTICS

DATE TEAM	GP GS	RECEIVING					RUSHING				
		NO.	YDS	AVG	LG	TD	NO.	YDS.	AVG.	LG	TD
2013 Saints	2 1	3	35	11.7	14	0	1	1	1.0	1	0
2016 Dolphins	1 1	5	82	16.4	36	0	0	0	0.0	0	0
NFL TOTALS	3 2	8	117	14.6	36	0	1	1	1.0	1	0

KENNY STILL'S NFL REGULAR SEASON RETURN STATISTICS

DATE TEAM	RET.	KICKOFF RETURNS				PUNT RETURNS					
		YDS.	AVG.	LG	TD	NO.	FC	YDS	AVG	LG	TD
2013 Saints	0	0	0.0	0	0	0	0	0	0.0	0	0
2014 Saints	0	0	0.0	0	0	0	0	0	0.0	0	0
2015 Dolphins	0	0	0.0	0	0	0	0	0	0.0	0	0
2016 Dolphins	0	0	0.0	0	0	0	0	0	0.0	0	0
2017 Dolphins	0	0	0.0	0	0	0	0	0	0.0	0	0
2018 Dolphins	0	0	0.0	0	0	2	1	6	3.0	6	0
2019 Texans	0	0	0.0	0	0	0	0	0	0.0	0	0
NFL TOTALS	0	0	0.0	0	0	2	1	6	3.0	6	0

SINGLE-GAME HIGHS: RUSHING/RECEIVING

Rush Attempts	1 vs. Baltimore Ravens, Nov 24, 2014 ...3 more at 1.	All-purpose yards	180 vs. Tampa Bay Buccaneers, Nov 19, 2017
Rushing Yards	4 vs. Buffalo Bills, Oct 27, 2013	Fair Catches	1 at Indianapolis Colts, Nov 25, 2018
Longest Runs	4 vs. Buffalo Bills, Oct 27, 2013	Punt Return Yards	6 vs. Buffalo Bills, Dec 02, 2018
Receptions	8 vs. New England Patriots, Dec 09, 2018 ...1 more at 8.	Longest Punt Return	6 vs. Buffalo Bills, Dec 02, 2018
Receiving Yards	180 vs. Tampa Bay Buccaneers, Nov 19, 2017	Punt Returns	2 vs. Buffalo Bills, Dec 02, 2018
Longest Receptions	76t vs. Tampa Bay Buccaneers, Dec 29, 2013	Miscellaneous Tackles	1 vs. Buffalo Bills, Dec 02, 2018 ...10 more at 1.
Receiving TDs	2 vs. Tennessee Titans, Sep 09, 2018 ...2 more at 2.	Most TDs	2 vs. Tennessee Titans, Sep 09, 2018 ...2 more at 2.

SINGLE-GAME HIGHS - POSTSEASON: RUSHING/RECEIVING

Rush Attempts	1 at Philadelphia Eagles, Jan 04, 2014	Receiving Yards	82 at Pittsburgh Steelers, Jan 08, 2017
Rushing Yards	1 at Philadelphia Eagles, Jan 04, 2014	Longest Receptions	36 at Pittsburgh Steelers, Jan 08, 2017
Longest Runs	1 at Philadelphia Eagles, Jan 04, 2014	All-purpose yards	82 at Pittsburgh Steelers, Jan 08, 2017
Receptions	5 at Pittsburgh Steelers, Jan 08, 2017		


100-YARD RECEIVING GAMES (8): REGULAR SEASON

DATE	TEAM	NO.	YDS.	AVG.	LG	TD
10/27/13	BILLS	3	129	43.0	69t	2
10/19/14	at Lions	5	103	20.6	46t	1
11/30/14	at Steelers	5	162	32.4	69t	1
10/23/16	BILLS	5	100	20.0	66t	1
11/19/17	BUCCANEERS	7	180	25.7	61t	1
09/09/18	TITANS	4	106	26.5	75t	2
12/09/18	PATRIOTS	8	135	16.9	43	1
10/20/19	at Colts	4	105	26.3	45	0

TEXANS BIOS

2019 GAME-BY-GAME REGULAR SEASON STATISTICS (TEXANS)

W	DATE	OPPONENT	P/S	RECEIVING					RUSHING					TD	W/L	SCORE
				NO	YDS	AVG	LG	TD	NO	YDS	AVG	LG	TD			
01	09/09	at Saints	P	3	37	12.3	37	1	0	0	0.0	0	0	0	L	28-30
02	09/15	Jaguars	P	2	38	19.0	31	0	0	0	0.0	0	0	0	W	13-12
03	09/22	at Chargers	P	4	89	22.3	38	0	0	0	0.0	0	0	0	W	27-20
04	09/29	Panthers	P	2	24	12.0	14	0	0	0	0.0	0	0	0	L	10-16
05	10/06	Falcons													W	53-32
06	10/13	at Chiefs													W	31-24
07	10/20	at Colts	P	4	105	26.3	45	0	0	0	0.0	0	0	0	L	23-30
08	10/27	Raiders	S	3	22	7.3	13	0	0	0	0.0	0	0	0	W	27-24
09	11/03	at Jaguars	S	4	52	13.0	18	0	0	0	0.0	0	0	0	W	26-3
11	11/17	at Ravens	S	4	27	6.8	13	0	0	0	0.0	0	0	0	L	7-41
2019 TOTALS			8-3	26	394	15.2	45	1	0	0	0.0	0	0	0	6-4	



LAREMY TUNSIL

TACKLE

6-5 | 313 | MISSISSIPPI

HOMETOWN: LAKE CITY, FLA. | AGE: 25

4TH NFL SEASON | 1ST WITH TEXANS | ACQUIRED: T-'19 (MIA)

2019 GP/GS: 9/9 | CAREER GP/GS (POST): 53/53 (1/1)

TEAMS: MIA '16-18; HOU '19



78

TRANSACTIONS: Selected by the Miami Dolphins in the first round (13th overall) of the 2016 NFL Draft...Traded to the Houston Texans on Sept. 1, 2019.

HONORS:

- 2016 PFWA All-Rookie Team

2019 (Houston 9/9):

- Returned as the starter at left tackle and played in every offensive snap, helping the offense average 6.1 yards per carry at Baltimore (11/17)
- Inactive in Week 9
- Started at left tackle as part of an offensive line that blocked for QB Deshaun Watson's 279-yard, three-touchdown performance vs. Oakland (10/27)
- Played in every offensive snap at Indianapolis (10/20) as part of an offensive line that paved the way for 391 yards of total offense
- Started at left tackle at Kansas City (10/13) as part of an offensive line that did not allow a sack on QB Deshaun Watson for the second-consecutive week, the first time the Texans have accomplished the feat since Weeks 1-2 of the 2014 season
- Played in every offensive snap in his fourth consecutive start at left tackle vs. Atlanta (10/6), protecting QB Deshaun Watson who completed 84.8 percent of his passes for 426 yards and five touchdowns
- Started at left tackle and played in every offensive snap, while contributing on special teams vs. Carolina (9/29)
- Started at left tackle in the Week 3 win over the L.A. Chargers and helped protect QB Deshaun Watson's 351-yard, three-touchdown passing performance
- Started at left tackle for the second-consecutive week vs. Jacksonville (9/15)
- Started in his Texans debut at New Orleans (9/9) and helped pave the way for a 7.83 rushing average, the second-best mark in a single game in franchise history

2018 (Miami 15/15):

- Started in 15 games for the Dolphins, paving the way for a run game that averaged 4.68 yards per play, the ninth-best average in the league
- Blocked for an offense that produced 412 total net yards vs. New England (12/9) with 265 yards and three touchdowns passing and 161 yards and three touchdowns rushing
- Paved the way for a season-high 541 net yards of total

offense in the Week 6 win vs. Chicago (10/14), including 380 yards and three touchdowns passing and 161 yards rushing on 31 carries (5.2 avg.)

2017 (Miami 15/15):

- Started in 15 games at left tackle as part of an offensive line that ranked 10th in the league in sacks per pass attempt with 5.48 percent
- Paved the way for 114 yards rushing from RB Kenyan Drake vs. New England (12/11), his second-consecutive 100-yard performance
- Started at left tackle and blocked for RB Kenyan Drake's first-career 100-yard performance with 120 yards and one touchdown vs. Denver (12/3)
- Blocked for RB Jay Ajayi's 122 yards at L.A. Chargers (9/17), which snapped the Chargers' streak of 17-straight games without allowing a 100-yard rusher

2016 (Miami 14/14; 1/1):

- Started 14 games in his rookie season, 12 at left guard and two at left tackle, becoming the first player in Dolphins history to start at least one game at guard and tackle in his rookie season
- Allowed just 0.5 sacks in his 12 starts at left guard
- Part of an offensive line that helped RB Jay Ajayi eclipse the 1,000-yard rushing mark for the first time in his career, rushing the 1,272 yards, the third-best total in Dolphins history
- Paved the way for two straight 200-yard performances from RB Jay Ajayi with 204 yards vs. Pittsburgh (10/16) and 214 yards vs. Buffalo (10/23)

COLLEGE:

- Played three seasons (2013-15) at the University of Mississippi in Oxford, Miss., appearing in 29 games (26 starts) for the Rebels
- As senior, helped the Rebels average 201.7 yards rushing and 514.0 total yards per game
- Earned second-team All-America and first-team All-SEC honors in back-to-back seasons (junior and senior)
- Played in 12 games (9 starts) as a true freshman and was named to the SEC All-Freshman team, earned freshman All-American honors and became only the second player in Ole Miss' history to earn second-team All-SEC honors

PERSONAL:

- Attended Columbia (Fla.) High School, where he was a Class 6A All-State tackle and was ranked the fifth-best

TEXANS BIOS

recruit in the nation by ESPN

- ✎ Son of Desiree Tunsil
- ✎ His brother, Alex Weber, was a wide receiver at Ole Miss

LAREMY TUNSIL'S NFL REGULAR SEASON STATISTICS

DATE	TEAM	GP	GS
2016	Dolphins	14	14
2017	Dolphins	15	15
2018	Dolphins	15	15
2019	Texans	9	9
NFL TOTALS		53	53

LAREMY TUNSIL'S NFL POSTSEASON STATISTICS

DATE	TEAM	GP	GS
2016	Dolphins	1	1
NFL TOTALS		1	1

2019 GAME-BY-GAME REGULAR SEASON STATISTICS (TEXANS)

W	DATE	OPPONENT	P/S	W/L	SCORE
01	09/09	at Saints	S	L	28-30
02	09/15	Jaguars	S	W	13-12
03	09/22	at Chargers	S	W	27-20
04	09/29	Panthers	S	L	10-16
05	10/06	Falcons	S	W	53-32
06	10/13	at Chiefs	S	W	31-24
07	10/20	at Colts	S	L	23-30
08	10/27	Raiders	S	W	27-24
09	11/03	at Jaguars	INACTIVE		W 26-3
11	11/17	at Ravens	S	L	7-41
2019 TOTALS		9-9		6-4	



CARLOS WATKINS

DEFENSIVE END

6-3 | 297 | CLEMSON

HOMETOWN: MOORESBORO, N.C. | AGE: 25

3RD NFL SEASON | 3RD WITH TEXANS | ACQUIRED: D4B-'17

2019 GP/GS: 6/0 | CAREER GP/GS: 22/6

TEAMS: HOU '17-'19



91

TRANSACTIONS: Selected by the Houston Texans with the 36th pick in the fourth round (142nd overall) of the 2017 NFL Draft.

2019 (Houston 6/0):

- ✦ Logged a season-high three total tackles (two solo) at Baltimore (11/17)
- ✦ Finished with two total tackles (one solo), 1.0 sack, one tackle for loss and one quarterback hit in the win over Jacksonville at Wembley Stadium in London (11/3)
- ✦ Tallied two total tackles (one solo) vs. Oakland (10/27)
- ✦ Inactive in Week 7
- ✦ Saw action as a reserve defensive lineman and contributed on special teams at Kansas City (10/13)
- ✦ Inactive in Week 5
- ✦ Registered his first-career fumble recovery after picking up a loose ball caused by a strip sack from Whitney Mercilus
- ✦ Inactive for Weeks 2-3
- ✦ Served as a reserve defensive lineman in the season opener at New Orleans (9/9) and recorded two tackles and one pass defended

2018 (Houston 4/0; 0/0):

- ✦ Finished with three total tackles (two solo), one quarterback hit, one tackle for loss and 1.0 sack in four games
- ✦ Inactive in Weeks 1-6
- ✦ Active, but did not play Week 7 at Jacksonville (10/21)
- ✦ Made his season debut vs. Miami (10/25)
- ✦ Contributed on defense and special teams at Denver (11/4)
- ✦ Inactive Weeks 11-15
- ✦ Contributed on defense and special teams at Philadelphia (12/23)
- ✦ Finished with three total tackles (two solo), 1.0 sack, one quarterback hit and one tackle for loss vs. Jacksonville (12/30). Sacked Jaguars QB Blake Bortles for a loss of two yards in the fourth quarter for his first career sack
- ✦ Inactive in the Wild Card Round vs. Indianapolis (1/5)

2017 (Houston 12/6):

- ✦ Recorded 21 total tackles (nine solo), three tackles for loss and one pass defended in 12 games as a rookie in 2017
- ✦ Made his NFL debut and recorded one tackle vs. Tennessee (10/1)
- ✦ Started his first career game and produced three total

tackles and his first tackle for loss vs. Indianapolis (11/5)

- ✦ Notched his second consecutive start and made two total tackles, one tackle for loss and tallied his first career pass defended at the Los Angeles Rams (11/12)
- ✦ Registered two total tackles and one tackle for loss at Baltimore (12/3)
- ✦ Made his fifth start of the season and produced a pair of tackles vs. Pittsburgh (12/25)
- ✦ Notched a career-best five total tackles at Indianapolis (12/31)

COLLEGE:

- ✦ Played five seasons (2012-16) at Clemson (S.C.) University
- ✦ Received a medical redshirt for the 2013 campaign after sustaining injuries in a car crash
- ✦ Finished his Tigers career with 191 total tackles, 26 tackles for loss and 14 sacks in 1,666 snaps over 53 games (30 starts)
- ✦ Tallied 24 career games with at least one tackle for loss, and Clemson was 22-2 in those contests
- ✦ Played and roomed with Texans NT D.J. Reader at Clemson
- ✦ Earned Senior Bowl invitation
- ✦ CFP National Champion (2016)
- ✦ CBS Sports first-team All-American (2016)
- ✦ Associated Press second-team All-American (2016)
- ✦ Phil Steele fourth-team All-American (2016)
- ✦ ESPN All-Bowl Team (2016)
- ✦ First-team All-ACC (media, coaches)
- ✦ Logged 82 total tackles, 13.5 for loss and 10.5 sacks in 758 snaps over 15 games (15 starts) in his senior campaign
- ✦ His sack total in 2016 was the highest by a Clemson defensive tackle in history, breaking the mark of 10.0 held by Jim Stuckey, William Perry and Michael Dean Perry
- ✦ A first-team All-ACC (media) and second-team All-ACC (coaches) selection as a junior in 2015
- ✦ Registered 69 tackles, eight tackles for loss and 3.5 sacks in 570 snaps over 15 games (14 starts) in 2015
- ✦ Recorded 13 tackles, two tackles for loss and four quarterback pressures in 135 snaps over 11 games as a redshirt sophomore in 2014
- ✦ Tallied 11 total tackles, 1.5 tackles for loss and one quarterback pressure in 90 snaps over three games (one start) in 2013
- ✦ Recorded 16 total tackles, one tackle for loss and three quarterback pressures in 113 snaps over nine games in his first season with the Tigers

TEXANS BIOS

PERSONAL:

- ✎ Attended Chase High School in Forest City, N.C.
- ✎ Rated as the No. 55 player and No. 7 defensive lineman in the nation as well as No. 4 player in North Carolina by 247Sports.com
- ✎ No. 104 overall player and No. 8 defensive tackle in the nation as well as No. 5 player in North Carolina by Rivals.com
- ✎ No. 8 defensive tackle in the nation by Scout.com
- ✎ Notched 15.0 sacks, one interception and five forced

fumbles as a senior

- ✎ Made 50 tackles, 29 tackles for loss and 14.0 sacks as a junior
- ✎ Played in the U.S. Army All-American game and the Shrine Bowl
- ✎ Averaged over 21 points and 10 rebounds per game in basketball as a junior
- ✎ Cousin of former Clemson defensive end Dane Rogers
- ✎ Earned undergraduate degree in sociology in December 2016

CARLOS WATKINS' NFL REGULAR SEASON DEFENSIVE STATISTICS

DATE	TEAM	GP	GS	TACKLES							QBH	INTERCEPTIONS					FUMBLES			ST					MISC		
				TK	S	A	TFL	YDS	SK	YDS		NO	YDS	LG	TD	PD	FF	FR	YDS	TK	S	A	FF	FR	S	A	
2017	Texans	12	6	21	9	12	3	9	0.0	0.0	0	0	0	0	0	1	0	0	0	0	0	0	0	0	0	0	0
2018	Texans	4	0	3	2	1	1	2	1.0	2.0	1	0	0	0	0	0	0	0	0	0	0	0	0	0	0	0	0
2019	Texans	6	0	9	4	5	1	3	1.0	3.0	1	0	0	0	0	1	0	1	0	0	0	0	0	0	0	0	0
NFL TOTALS		22	6	33	15	18	5	14	2.0	5.0	2	0	0	0	0	2	0	1	0	0	0	0	0	0	0	0	0

CARLOS WATKINS' NFL POSTSEASON DEFENSIVE STATISTICS

DATE	TEAM	GP	GS	TACKLES								INTERCEPTIONS					FUMBLES			ST					MISC	
				TK	S	A	TFL	YDS	SK	YDS	QBH	NO	YDS	LG	TD	PD	FF	FR	YDS	TK	S	A	FF	FR	S	A
2018	Texans	0	0	0	0	0	0	0	0.0	0.0	0	0	0	0	0	0	0	0	0	0	0	0	0	0		
NFL TOTALS		0	0	0	0	0	0	0	0.0	0.0	0	0	0	0	0	0	0	0	0	0	0	0	0	0		

SINGLE-GAME HIGHS: DEFENSIVE

Total Tackles 5 at Indianapolis Colts, Dec 31, 2017
Sacks 1.0 at Jacksonville Jaguars, Nov 03, 2019
 ...1 more at 1.0.
Passes Defensed 1 at New Orleans Saints, Sep 09, 2019
 ...1 more at 1.

Fumble Recoveries 1 vs. Carolina Panthers, Sep 29, 2019
Tackles For Loss 1 at Jacksonville Jaguars, Nov 03, 2019
 ...4 more at 1.

2019 GAME-BY-GAME REGULAR SEASON STATISTICS (TEXANS)

W	DATE	OPPONENT	P	TACKLES							INTERCEPTIONS					FUMBLES			ST					MISC		W/L	SCORE	
				TK	S	A	SK	YDS	TFL	YDS	QBH	NO	YDS	LG	TD	PD	FF	FR	YDS	TK	S	A	FF	FR	S			A
01	09/09	at Saints	P	2	0	2	0.0	0.0	0	0	0	0	0	0	0	1	0	0	0	0	0	0	0	0	0	0	L	28-30
02	09/15	Jaguars		INACTIVE																							W	13-12
03	09/22	at Chargers		INACTIVE																							W	27-20
04	09/29	Panthers	P	0	0	0	0.0	0.0	0	0	0	0	0	0	0	1	0	0	0	0	0	0	0	0	L	10-16		
05	10/06	Falcons		INACTIVE																							W	53-32
06	10/13	at Chiefs	P	0	0	0	0.0	0.0	0	0	0	0	0	0	0	0	0	0	0	0	0	0	0	0	W	31-24		
07	10/20	at Colts		INACTIVE																							L	23-30
08	10/27	Raiders	P	2	1	1	0.0	0.0	0	0	0	0	0	0	0	0	0	0	0	0	0	0	0	0	W	27-24		
09	11/03	at Jaguars	P	2	1	1	1.0	3.0	1	3	1	0	0	0	0	0	0	0	0	0	0	0	0	0	W	26-3		
11	11/17	at Ravens	P	3	2	1	0.0	0.0	0	0	0	0	0	0	0	0	0	0	0	0	0	0	0	0	L	7-41		
2019 TOTALS		6-0		9	4	5	1.0	3.0	1	3	1	0	0	0	0	1	0	1	0	0	0	0	0	0	6-4			



DESHAUN WATSON

QUARTERBACK

6-2 | 215 | CLEMSON

HOMETOWN: GAINESVILLE, GA. | AGE: 24

3RD NFL SEASON | 3RD WITH TEXANS | ACQUIRED: D1-'17

2019 GP/GS: 10/10 | CAREER GP/GS (POST): 33/32 (1/1)

TEAMS: HOU '17-'19



4

TRANSACTIONS: Selected by the Houston Texans with the 12th pick in the first round (12th overall) of the 2017 NFL Draft.

HONORS:

- Pro Bowl selection (2018)
- AFC Offensive Player of the Week (Week 4, 2017)
- AFC Offensive Player of the Month (October 2017)
- NFL Offensive Rookie of the Month (October 2017)
- Pro Football Weekly All-Rookie (2017)
- FedEx Air Player of the Week (Week 4, 2017)

2019 (Houston 10/10):

- Completed 18-of-29 passes (62.1 percent) for 169 yards, one interception and a 63.7 passer rating at Baltimore (11/17). Also rushed for 12 yards on three carries (4.0 avg.). Passed Jameis Winston (8,336) for the sixth-most pass yards by a player in their first 33 career games in NFL history
- Finished with 201 passing yards and two touchdowns with no interceptions, completing 22-of-28 passes (78.6 percent) for a 120.4 passer rating in the win over Jacksonville at Wembley Stadium in London (11/3) while also adding 37 rushing yards on seven carries (5.3 avg.). Became the first player in NFL history to record over 17 passing touchdowns (18) and five rushing touchdowns (five) through the first nine games of a season
- Completed 27-of-39 passes (69.2 percent) for 279 yards, three touchdowns, no interceptions and a 115.2 passer rating vs. Oakland (10/27), while also rushing for 46 yards on 10 carries (4.6 avg.). Became the fifth quarterback in NFL history to reach 60 career passing touchdowns in their first 31 career games and the fifth quarterback in NFL history to reach 8,000 career passing yards in their first 31 career games
- Finished with 308 passing yards, one passing touchdown and two interceptions, completing 23-of-34 passes (67.6 percent) for a passer rating of 81.5 at Indianapolis (10/20), while rushing for 32 yards on three carries (10.7 avg.). Eclipsed 1,000 career-rushing yards in his 30th career game. Only six quarterbacks in NFL history reached 1,000 career rushing yards in fewer than 30 games, and he and Cam Newton are the only players in NFL history to record at least 7,500 passing yards and 1,000 rushing yards in a player's first 30 games
- Completed 30-of-42 passes for 280 passing yards, one passing touchdown and one interception, while rushing for 42 yards and two touchdowns on 10 carries (4.2 avg.),

marking his second-career game with multiple rushing touchdowns, which passes David Carr for the most among quarterbacks in franchise history. Eclipsed 7,500 career passing yards in his 29th career game, which ties for the second-fastest in NFL history behind only Kurt Warner (27 games)

- Completed 28-of-33 passes (84.8 percent) for 426 yards, five touchdowns, no interceptions and a 158.3 rating vs. Atlanta (10/6). Became the first player to throw for at least 400 yards and five touchdowns with five-or-fewer incompletions in a single game in NFL history. Became the third quarterback since 1950 to post at least 400 passing yards, five passing touchdowns and a 158.3 passer rating, joining Nick Foles (2003) and Jared Goff (2018). Became the fastest QB in NFL history to record three career games with at least five passing touchdowns and no interceptions through 28 career games, the next fastest was Peyton Manning who accomplished the feat in his 99th game
- Completed 21-of-33 passes (63.6 percent) for 160 yards, no touchdowns, no interceptions and a 75.3 rating, while adding three carries for 12 yards and a touchdown vs. Carolina (9/29). Became the fastest player to record 50 passing touchdowns and 10 rushing touchdowns in NFL history (27 games)
- Completed 25-of-34 passes (73.5 percent) for 351 yards, three touchdowns, no interceptions and a 135.8 passer rating in the Week 3 victory over the L.A. Chargers (9/22). Became the fastest player in NFL history (26 games) to record 6,500 passing yards and 500 rushing yards, the fastest player in NFL history (26 games) to record 50 passing touchdowns and five rushing touchdowns and the fourth-fastest player in NFL history (26 games) to record 50 career passing touchdowns
- Completed 16-of-29 passes (55.2 percent) for 159 yards, no interceptions and a 70.9 rating and rushed for five yards and a touchdown in the Week 2 win vs. Jacksonville (9/15). Passed David Carr for the most rushing touchdowns in franchise history (eight)
- In the season opener at New Orleans (9/9), completed 20-of-30 passes (66.7 percent) for 268 yards, three touchdowns, one interception and a 114.3 rating, while rushing for 40 yards and a touchdown. Eclipsed 6,000 career passing yards, and his 6,132 career passing yards through 24 games are the fourth most in NFL history in a player's first 24 games.

2018 (Houston 16/16; 1/1)

- ✦ Finished the season 345-of-505 passing (68.3%) for 4,165 yards, 26 touchdowns, nine interceptions and a franchise-record 103.1 passer rating. Also rushed 99 times for 551 yards (5.6 avg.) and five touchdowns
- ✦ Became the first quarterback to record at least 4,000 yards and 25 passing touchdowns and rush for 500 yards and five touchdowns in a single season in NFL history
- ✦ Completed 17-of-34 passes for 176 yards and one touchdown and rushed for 40 yards on eight carries (5.0 avg.) at New England (9/9)
- ✦ Threw for 310 yards, two touchdowns and one interception on 22-of-32 passing (68.8%) and rushed for 44 yards on five carries (8.8 avg.) at Tennessee (9/16)
- ✦ Completed 24-of-40 passes (60.0%) for 285 yards, two touchdowns, one interception and a 98.4 passer rating vs. the N.Y. Giants (9/23). Also, rushed for a team-high 36 yards on five carries (7.2 avg.)
- ✦ Completed 29-of-42 passes for 375 yards and two touchdowns with one interception at Indianapolis (9/30). Also ran for 41 yards on six carries (6.8 avg.) and one touchdown. Became only the third quarterback since the NFL/AFL merger to throw for at least 375 yards and two touchdowns and rush for 40-or-more yards and one touchdown. Matched Kurt Warner and Marc Bulger for the most games (eight) with multiple touchdown passes through a player's first 11 career games in NFL history
- ✦ Threw for 375 yards and one touchdown on 33-of-44 passing and rushed 10 times for 40 yards (4.0 avg.) vs. Dallas (10/7). Extended his streak of games with at least 375 yards passing and 35 yards rushing to three. No other quarterback has ever accomplished that feat in back-to-back games in NFL history
- ✦ Completed 15-of-25 passes for 177 yards, one touchdown and two interceptions vs. Buffalo (10/14)
- ✦ Threw for 134 yards and one touchdown on 12-of-24 passing and an 81.8 passer rating at Jacksonville (10/21). Rushed seven times for 13 yards (1.9 avg.)
- ✦ Completed 16-of-20 passes (80.0%) for 239 yards, five touchdowns, no interceptions and a 156.0 passer rating vs. Miami (10/25). Recorded more touchdown passes (five) than incompletions (four) and led the team to three touchdown drives that lasted under one minute. Became the first quarterback to record multiple games with at least five touchdown passes within a player's first 15 career games since the AFL/NFL merger and the first since QB Norm Van Brocklin in 1950
- ✦ Finished with 213 yards and two touchdowns on 17-of-24 passing (70.8%) and rushed for 38 yards on six carries (6.3 avg.) at Denver (11/4)
- ✦ Completed 16-of-24 passes for 208 yards, one touchdown, two interceptions and 72.9 passer rating at Washington (11/18). Tied Dan Marino (37) for the second-most touchdown passes through a player's first 17 career games in NFL history
- ✦ Finished with 210 yards and two touchdowns on 19-of-24 passing and rushed for a career-high 70 yards and one touchdown vs. Tennessee (11/26). Joined Kurt Warner as the only quarterbacks to throw for at least 4,500 yards and 35 touchdowns in their first 18 career games in NFL history
- ✦ Completed 22-of-31 passes (71.0%) for 224 yards and one touchdown and rushed seven times for 30 yards (4.3 avg.) vs. Cleveland (12/2). Set a franchise record for the most

- consecutive games with a touchdown pass (17)
- ✦ Threw for 267 yards and one touchdown, no interceptions and a 99.3 passer rating on 27-of-38 passing (71.1%) vs. Indianapolis (12/9). Rushed for 35 yards on five carries (7.0 avg.). Joined Cam Newton (2017) and Russell Wilson (2017) as the only quarterbacks to throw for at least 3,000 yards and 20 touchdowns and rush for 400 yards in a single season since the beginning of the 2016 season
- ✦ Completed 22-of-28 passes (78.6 avg.) for 294 yards and two touchdowns at the N.Y. Jets (12/15). Also rushed for 26 yards on four attempts (6.5 avg.)
- ✦ Recorded 339 yards on 29-of-40 passes (72.5 percent) and two touchdowns, and rushed eight times for 49 yards (6.1 avg.) and two touchdowns at Philadelphia (12/23). Became the first quarterback to throw for at least 330 yards and two touchdowns and rush for 40 yards and two touchdowns in a single game since Michael Vick in Week 10 of the 2010 season. Watson, Vick and Steve Young are the only three quarterbacks in NFL history to accomplish the feat in a game
- ✦ Completed 25-of-35 passes (71.4%) for 234 yards, no touchdowns, no interceptions and an 89.5 passer rating and ran for a game-high 66 yards on 13 carries (5.1 avg.) and one touchdown vs. Jacksonville (12/30)
- ✦ Finished with 235 yards on 29-of-49 passing (59.1%) with one touchdown and one interception. Also rushed eight times for a career-high 76 yards (9.5 avg.). Joined Donovan McNabb and Colin Kaepernick as the only quarterbacks to throw for at least 200 yards and rush for 75 yards in a postseason game since 2000

2017 (Houston 7/6):

- ✦ Completed 126-of-204 passes for 1,699 yards and 19 touchdowns, while rushing for 269 yards and two touchdowns on 36 carries in seven games as a rookie
- ✦ Set NFL records for most passing touchdowns (19) through a player's first seven career games and most passing touchdowns (18 in Weeks 3-8) by a rookie over any five-game span in NFL history
- ✦ Recorded three games with four-or-more passing touchdowns, joining Fran Tarkenton as the only rookies in NFL history to do so
- ✦ Joined Cam Newton as the only rookies in NFL history to average 240-or-more passing yards and 35-or-more rushing yards per game
- ✦ Was the first rookie quarterback in NFL history with two games of 300-or-more passing yards and 40-or-more rushing yards in a season
- ✦ Played in the second half of the season opener vs. Jacksonville (9/10). Threw for a touchdown on the first drive of his NFL career
- ✦ Made his first career start at Cincinnati (9/14) and recorded the longest rush ever by a Texans quarterback (49 yards), compiled the most rushing yards ever by a Texans quarterback (67), became the first quarterback to score touchdowns in his first two games with the Texans and led the team in both rushing and passing
- ✦ Became the first quarterback in franchise history and fourth rookie since 2000 to record 300-plus passing yards and 40-plus rushing yards in a single game at New England (9/24). Watson's 301 passing yards established a Texans single-game rookie record and he became the first rookie quarterback to throw for 300-plus yards against the

defending Super Bowl champions since Cam Newton did so against the Green Bay Packers in 2011. Recorded his first multi-touchdown game and guided the Texans to their most points (30) since Week 16 of the 2015 season. Watson and RB D'Onta Foreman combined for 664 yards passing and rushing through the first three games of the season, the most by a rookie combination in franchise history and second most among rookie combinations in the NFL

- ✦ Completed 25-of-34 passes (73.5%) for 283 yards and four touchdowns and added 24 yards and one score on the ground vs. Tennessee (10/1). With his performance, Watson tied the all-time rookie quarterback record with five touchdowns in the game and became the first quarterback to throw for four touchdowns and run for one since Fran Tarkenton in 1961. Watson became the only rookie in NFL history with seven-or-more passing touchdowns and two-or-more rushing touchdowns in his team's first four games of a season, became the first rookie quarterback in team history with three-or-more touchdown passes in a game and led the Texans to a team-record 57 points
- ✦ Completed 16-of-31 passes for 261 yards and five touchdowns and added 31 rushing yards vs. Kansas City (10/8). With his Week 5 performance, Watson became the first rookie quarterback in NFL history to produce five-or-more touchdowns in consecutive games and became the second rookie quarterback to throw for four-or-more touchdowns in back-to-back games. Watson also became the first rookie quarterback to throw for 260 yards and rush for 20 yards in three consecutive games and became the first rookie quarterback to total 12 touchdowns in his first five games
- ✦ Threw for 225 yards and three touchdowns and added 23 rushing yards vs. Cleveland (10/15). His 15 passing touchdowns were the most by a rookie in his first six games and tied the NFL record for most passing touchdowns for a quarterback through his first six career games. Became the first rookie since the merger to throw for three-or-more touchdown passes in three consecutive games and became the first rookie in NFL history with 225-or-more passing yards and 20-or-more rushing yards in four consecutive games. With the performance, Watson passed Ryan Mallet (1,170) for the ninth-most passing yards in Texans history, Ryan Fitzpatrick (184) for the third-most rushing yards by a quarterback in franchise history and tied Brock Osweiler (15) for the sixth-most passing touchdowns in team history
- ✦ Tallied 402 passing yards with four touchdowns and added 67 rushing yards on eight carries at Seattle (10/29). He became the first quarterback in NFL history with 400-or-more passing yards, four-or-more passing touchdowns and 50-or-more rushing yards in a single game while also passing Kurt Warner for the most passing touchdowns (18) through a player's first seven career games in NFL history. His 18 passing touchdowns in his past five games are the most by a rookie over any five-game span in NFL history. Watson became the fifth quarterback and first rookie in NFL history to have a five-game stretch of 225-or-more passing yards and 20-or-more rushing yards, joining Andrew Luck (2015-16), Aaron Rodgers (2016), Daunte Culpepper (2004) and Randall Cunningham (1990). His four passing touchdowns tie Peyton Manning, Marcus Mariota and Dak Prescott for the most games (four) of

three-or-more passing touchdowns by a rookie in NFL history

- ✦ Placed on the Reserve/Injured list on Nov. 3

COLLEGE:

- ✦ Played three seasons (2014-16) at Clemson (S.C.) University
- ✦ Put up record numbers and guided Clemson to consecutive College Football Playoff appearances, with the school's second National Championship in 2016
- ✦ Led Clemson to 28 wins over his final two seasons and compiled a 32-3 record as a starter, which was the best winning percentage in school history for a quarterback
- ✦ Two-time Heisman Trophy finalist; finished third in the 2015 balloting with 148 first-place votes and second in 2016 with 269 first-place votes
- ✦ The first ACC player to finish in the top three of the voting on multiple occasions
- ✦ Two-time recipient of the Davey O'Brien Award, one of only four quarterbacks who can make that claim, and the first since Oklahoma's Jason White in 2003,04, also two-time winner of the Manning Award
- ✦ Finished third in ACC history in total offense (12,094), behind only NC State's Philip Rivers and Tajh Boyd
- ✦ Threw for 10,163 yards and 90 career touchdowns
- ✦ Tops in Clemson history in career completion percentage (.674), passing efficiency (157.5) and total offense per game (318.3)
- ✦ In his career in the fourth quarter, passed for 16 touchdowns with only two interceptions
- ✦ CFP National Champion (2016)
- ✦ National Championship Game Most Valuable Offensive Player (2016)
- ✦ Fiesta Bowl Most Valuable Offensive Player (2016)
- ✦ Capital One Orange Bowl Offensive Most Valuable Player (2015)
- ✦ Scout.com National Player of the Year (2016)
- ✦ First-team All-America by AFCA, Associated Press, CBS Sports, ESPN.com, Football Writers Association and USA Today (2015)
- ✦ ACC Player of the Year (2015)
- ✦ ACC Championship Game Most Valuable Player (2015)
- ✦ Second-team All-America by AFCA and Associated Press (2016)
- ✦ Second-team All-America by Sporting News, Sports Illustrated and Walter Camp (2015, 2016)
- ✦ One of four quarterbacks to win the Davey O'Brien Award twice (2015, 2016)
- ✦ Manning Award (2015, 2016)
- ✦ All-ACC Academic Team (2015, 2016)
- ✦ Johnny Unitas Award (2016)
- ✦ Bobby Bowden Award (2016)
- ✦ Walter Camp Player of the Year finalist (2015, 2016)
- ✦ Maxwell Award semi-finalist (2016)
- ✦ Maxwell Award finalist (2015)
- ✦ Heisman Trophy Finalist (3rd - 2015, 2nd - 2016)
- ✦ Turned in one of the most decorated seasons in college football history, including being named a Heisman finalist and National Championship Game Most Valuable Offensive Player after leading Clemson to its second National Championship in 2016
- ✦ Set Clemson records by throwing for 4,593 yards and 41

TEXANS BIOS

- touchdowns as a junior
- Completed 67 percent of his passes and accounted for 5,219 yards of total offense, 10 more than his total from the 2015 season
- Accounted for 50 touchdowns in all, with nine rushing scores
- Posted 463 yards of total offense and four total touchdowns to lead Tigers to dramatic 35-31 win over Alabama in the National Championship Game (1/9/17)
- Became Clemson's first winner of the prestigious Davey O'Brien and Manning Awards in 2015
- First player in FBS history with at least 4,000 passing yards and 1,000 rushing yards in a season as a sophomore
- Set National Championship Game record with 478 yards of total offense, including a passing total of 405 yards and four touchdowns vs. Alabama (1/11/16) as a sophomore
- Completed 93-of-137 passes for 1,466 yards and 14 touchdowns against only two interceptions in 330 snaps over eight games as a freshman in 2014

PERSONAL:

- Four-year starter at Gainesville (Ga.) High School

- Set state career records for total offense yards (17,134) and total touchdowns (218)
- Notched 13,077 passing yards and 155 touchdowns along with 4,057 rushing yards and 63 touchdowns in his career
- Set the state career records for passing touchdowns and total offense yards by the end of his junior season
- Named state player of the year as a sophomore, junior and senior and earned Gatorade Player of the Year honors in Georgia as a senior
- Amassed 4,431 passing yards and 57 touchdowns against only five interceptions along with 1,057 rushing yards and 14 touchdowns as a senior
- Logged 5,700 total offense yards and 64 touchdowns, including 4,024 passing yards and 50 touchdowns, as a junior
- No. 16 player and No. 1 dual-threat quarterback in the nation by ESPN
- No. 31 player and No. 1 dual-threat quarterback in the nation and No. 2 player in Georgia by Rivals.com
- Selected to play in the U.S. Army All-American Game and Under Armour All-American Game
- Earned undergraduate degree in communication in December 2016

DESHAUN WATSON'S NFL REGULAR SEASON PASSING/RUSHING STATISTICS

				PASSING											RUSHING				
DATE	TEAM	GP	GS	ATT.	CMP.	PCT.	YDS	AVG.	TD	INT.	LG	SK	LST	RATE	NO.	YDS.	AVG.	LG	TD
2017	Texans	7	6	204	126	61.8	1,699	8.3	19	8	72t	19	116	103.0	36	269	7.5	49t	2
2018	Texans	16	16	505	345	68.3	4,165	8.2	26	9	73t	62	384	103.1	99	551	5.6	34	5
2019	Texans	10	10	331	230	69.5	2,601	7.9	18	6	54	31	196	103.3	55	291	5.3	30	5
TOTALS		33	32	1,040	701	67.4	8,465	8.1	63	23	73t	112	696	103.1	190	1,111	5.8	49T	12

DESHAUN WATSON'S NFL POSTSEASON PASSING/RUSHING STATISTICS

				PASSING										RUSHING					
DATE	TEAM	GP	GS	ATT.	CMP.	PCT.	YDS	AVG.	TD	INT.	LG	SK	LST	RATE	NO.	YDS.	AVG.	LG	TD
2018	Texans	1	1	49	29	59.2	235	4.8	1	1	20	3	18	69.7	8	76	9.5	21	0
TOTALS		1	1	49	29	59.2	235	4.8	1	1	20	3	18	69.7	8	76	9.5	21	0

SINGLE-GAME HIGHS: QUARTERBACK

Pass Attempts	44 vs. Dallas Cowboys, Oct 07, 2018
Pass Completions	33 vs. Dallas Cowboys, Oct 07, 2018
Yards Passing	426 vs. Atlanta Falcons, Oct 06, 2019
TD Passes	5 vs. Atlanta Falcons, Oct 06, 2019 ...2 more at 5.
Long Passes	73t vs. Miami Dolphins, Oct 25, 2018
Completion Percentage	84.8 vs. Atlanta Falcons, Oct 06, 2019

Passer Rating	158.3 vs. Atlanta Falcons, Oct 06, 2019
Rush Attempts	13 vs. Jacksonville Jaguars, Dec 30, 2018
Rushing Yards	70 vs. Tennessee Titans, Nov 26, 2018
Longest Runs	49t at Cincinnati Bengals, Sep 14, 2017
Rushing TDs	2 at Kansas City Chiefs, Oct 13, 2019 ...1 more at 2.

SINGLE-GAME HIGHS - POSTSEASON: QUARTERBACK

Pass Attempts	49 vs. Indianapolis Colts, Jan 05, 2019
Pass Completions	29 vs. Indianapolis Colts, Jan 05, 2019
Yards Passing	235 vs. Indianapolis Colts, Jan 05, 2019
TD Passes	1 vs. Indianapolis Colts, Jan 05, 2019
Long Passes	20 vs. Indianapolis Colts, Jan 05, 2019

Completion Percentage	59.2 vs. Indianapolis Colts, Jan 05, 2019
Passer Rating	69.7 vs. Indianapolis Colts, Jan 05, 2019
Rush Attempts	8 vs. Indianapolis Colts, Jan 05, 2019
Rushing Yards	76 vs. Indianapolis Colts, Jan 05, 2019
Longest Runs	21 vs. Indianapolis Colts, Jan 05, 2019

TEXANS BIOS

2019 GAME-BY-GAME REGULAR SEASON STATISTICS (TEXANS)

			PASSING												RUSHING					
W	DATE	OPPONENT	P/S	ATT	CMP	YDS	PCT	Y/A	Y/C	TD	INT	LG	SK/YD	RATE	ATT	YDS	LG	TD	W/L	SCORE
01	09/09	at Saints	S	30	20	268	66.7	8.9	13.4	3	1	54	6/34	114.3	4	40	21	1	L	28-30
02	09/15	Jaguars	S	29	16	159	55.2	5.5	9.9	0	0	31	4/22	70.9	4	5	4	1	W	13-12
03	09/22	at Chargers	S	34	25	351	73.5	10.3	14.0	3	0	53	2/14	135.8	7	18	15	0	W	27-20
04	09/29	Panthers	S	33	21	160	63.6	4.8	7.6	0	0	14	6/32	75.3	3	12	10	1	L	10-16
05	10/06	Falcons	S	33	28	426	84.8	12.9	15.2	5	0	51	0/0	158.3	4	47	30	0	W	53-32
06	10/13	at Chiefs	S	42	30	280	71.4	6.7	9.3	1	2	23	0/0	77.5	10	42	10	2	W	31-24
07	10/20	at Colts	S	34	23	308	67.6	9.1	13.4	1	2	45	3/17	81.5	3	32	19	0	L	23-30
08	10/27	Raiders	S	39	27	279	69.2	7.2	10.3	3	0	46	3/21	115.2	10	46	12	0	W	27-24
09	11/03	at Jaguars	S	28	22	201	78.6	7.2	9.1	2	0	21	1/7	120.4	7	37	13	0	W	26-3
11	11/17	at Ravens	S	29	18	169	62.1	5.8	9.4	0	1	20	6/49	63.7	3	12	9	0	L	7-41
2019 TOTALS			10-10	331	230	2,601	69.5	7.9	11.3	18	6	54	31/196	103.3	55	291	30	5	6-4	



JON WEEKS

LONG SNAPPER

5-10 | 242 | BAYLOR

HOMETOWN: BETHPAGE, N.Y. | AGE: 33

10TH NFL SEASON | 10TH WITH TEXANS | ACQUIRED: FA-'10

2019 GP/GS: 10/0 | CAREER GP/GS (POST): 154/0 (8/0)

TEAMS: HOU '10-19



46

TRANSACTIONS: Signed by the Houston Texans as a college free agent on April 28, 2010...Re-signed with the Texans on March. 5, 2012...Signed a contract extension with the Texans on Sept. 7, 2015.

CAREER:

- ✦ Named to the 2015 Pro Bowl
- ✦ Signed by the Texans during the 2010 offseason and made the roster out of training camp
- ✦ Has handled 1,367 extra point, field goal and punt snaps and has contributed with 23 special teams tackles
- ✦ Tied for second in Texans history with 144 career games played
- ✦ Owns a streak of 144 consecutive regular season games played, the longest streak in Texans history
- ✦ One of three players (CB Johnathan Joseph and CB/S Kareem Jackson) to play in every postseason game in Texans history
- ✦ Played in every game since 2010

2019 (Houston 10/0):

- ✦ Handled five kicks at Baltimore (11/17), including one field goal attempt, one extra point and three punts
- ✦ Snapped on nine total kicks including three field goal attempts, three extra point attempts and three punts at Jacksonville (11/3)
- ✦ Handled nine total kicks including two made field goals, three made extra point attempts and four punts vs. Oakland (10/27)
- ✦ Snapped for seven total kicks including three made field goals, two punts and two extra points at Indianapolis (10/20)
- ✦ Handled six total kicks at Kansas City (10/13), including two field goals and four extra points
- ✦ Snapped for nine total kicks, including one punt, six extra points and two field goals vs. Atlanta (10/6)
- ✦ Handled three kicks and five punts vs. Carolina (9/29)
- ✦ Handled eight total kicks, including four punts, one field goal and three extra points in the Week 3 win over the L.A. Chargers (9/22)
- ✦ Snapped for 10 total kicks, including seven punts, two field goals and one extra point vs. Jacksonville (9/25)
- ✦ Handled four punts and four extra points in the season opener at New Orleans (9/9)

2018 (Houston 16/0; 1/0):

- ✦ Set a new Texans franchise record by playing in his 129th consecutive game (2010-18), passing K Kris Brown (123 straight games from 2002-09). Weeks has snapped on every field goal attempt, extra point attempt and punt for Houston since he signed as a free agent in 2010
- ✦ Handled four punts, two extra points and two field goals at Tennessee (9/16)
- ✦ Snapped for three punts, three field goals and one extra point vs. the N.Y. Giants (9/23)
- ✦ Handled four field goals, four extra points and five punts at Indianapolis (9/30)
- ✦ Snapped for five field goals, one extra point and three punts vs. Dallas (10/7)
- ✦ Handled two field goals, two extra points and five punts vs. Buffalo (10/14). Passed T Duane Brown (133) for the second-most career games played in franchise history
- ✦ Snapped for two field goals, two extra points and six punts at Jacksonville (10/21)
- ✦ Handled snaps for six extra point attempts and five punts vs. Miami (10/25)
- ✦ Snapped for two field goals, two extra point attempts and six punts at Denver (11/4)
- ✦ Handled snaps for five field goals, two extra point attempts and one punt at Washington (11/18)
- ✦ Snapped for two field goals, three extra point attempts and five punts vs. Tennessee (11/26)
- ✦ Handled snaps for five field goals, two extra points and three punts vs. Cleveland (12/2)
- ✦ Snapped for three extra point attempts and eight punts vs. Indianapolis (12/9)
- ✦ Handled snaps for five field goals, two extra points and three field goals at the N.Y. Jets (12/15)
- ✦ Snapped for four extra point attempts, one field goal and four punts at Philadelphia (12/23)
- ✦ Handled 11 total snaps, seven punts, two field goals and two extra point attempts, vs. Jacksonville (12/30)
- ✦ Snapped for five punts and one extra point attempt in the Wild Card Round vs. Indianapolis (1/5)

2017 (Houston 16/0):

- ✦ Served as long snapper on extra points, field goals and punts in all 16 regular season games
- ✦ Notched a special teams tackle at Cincinnati (9/14)
- ✦ Played in his 115th straight game at New England (9/24), passing Chester Pitts for the second-longest streak in Texans history
- ✦ Handled seven extra points, three field goals and two

- punts vs. Tennessee (10/1)
- Handled five punts, five extra points and one field goal at Seattle (10/29)
- Recorded his second special teams tackle of the season vs. Indianapolis (11/5)
- Handled three field goal attempts, one extra point attempt and four punts at Baltimore (11/27)
- Notched two special teams tackles vs. Pittsburgh (12/25)

2016 (Houston 16/0, 2/0):

- Served as long snapper on extra points, field goals and punts in all 16 regular season games and both postseason contests
- Helped K Nick Novak set the franchise single-season record with 35 made field goals
- Played in the 100th regular season game of his career vs. Tennessee (10/2) in Week 4
- Logged special teams tackles at New England (9/22) in Week 3 and vs. Tennessee (10/2) in Week 4

2015 (Houston 16/0, 1/0):

- Named to his first Pro Bowl
- Served as long snapper on extra points, field goal and punts in all 16 games
- Notched a career-high eight special teams tackles
- Recovered a fumble on a punt return by Titans WR Harry Douglas in the first quarter at Tennessee (12/27). RB Alfred Blue forced the fumble on the play, which led to a 22-yard field goal by K Nick Novak
- Served as the long snapper in Wild Card Game vs. Kansas City (1/9/16), his fifth career postseason game

2014 (Houston 16/0):

- Served as long snapper on extra points, field goal and punts in all 16 games
- Made a special teams tackle at N.Y. Giants (9/21)
- Recorded a special teams tackle at Dallas (10/5) in Week 5

2013 (Houston 16/0):

- Saw action on special teams in all 16 games and made a career-high six special teams tackles

2012 (Houston 16/0, 2/0):

- Served as long snapper on extra points, field goal and punts in all 16 games plus both playoff games
- Helped K Shayne Graham set the team scoring record with 138 points
- Helped P Donnie Jones set the team punting record with a net average of 40.5 yards

- Recorded a special teams tackle at Denver (9/30)

2011 (Houston 16/0, 2/0):

- Served as long snapper on extra points, field goal and punts for all 16 games of the season
- Helped K Neil Rackers set then-team records for field goals made (32) and points in a season (135)
- Made his postseason debut and saw action on special teams in AFC Wild Card Playoff vs. Cincinnati (1/7/12)

2010 (Houston 16/0):

- Served as long snapper on extra points, field goal and punts in all 16 contests
- Efforts helped K Neil Rackers convert 27-of-30 field goal attempts and 43-of-43 extra point opportunities
- Made his professional debut long snapping in the season opener vs. Indianapolis (9/12)
- Snapped on punt and field goal attempts at Washington (9/19) including Rackers' game-winning 35-yard field goal
- Contributed to Rackers hitting all three field goal attempts including a career long of 57 yards at Denver (12/26)

COLLEGE:

- Played four seasons (2004-07) at Baylor University in Waco, Texas
- Originally attended Baylor as an invited walk-on
- Earned a scholarship after his freshman season
- Was discovered at a special teams camp by the Baylor special teams coach
- Snapped for two-time Ray Guy Award winner Daniel Sepulveda
- Handled the long-snapping chores for Baylor from 2004-07 and earned four varsity letters

PERSONAL:

- Was in training to be an EMT when called by the Texans for a tryout
- An all-region offensive and defensive lineman for Mountain Ridge High School in Glendale, Ariz.
- Two-way player of the year selection
- Friday Night Fever Defensive Line Player of the Year
- Received the Curley Culp Award as Arizona's best defensive lineman
- Mountain Ridge recorded four straight winning records during his prep career and captured regional titles in both 2000 and 2002
- Mountain Lions went 24-2 during Weeks' last two seasons, which included a 14-1 mark and a state semifinal appearance as a junior in 2002

TEXANS BIOS

JON WEEKS' NFL REGULAR SEASON DEFENSIVE STATISTICS

DATE	TEAM	GP	GS	TK	S	ST	A	FF	FR
2010	Texans	16	0	3	1		2	0	0
2011	Texans	16	0	0	0		0	0	0
2012	Texans	16	0	2	0		2	0	0
2013	Texans	16	0	6	2		4	0	0
2014	Texans	16	0	2	2		0	0	0
2015	Texans	16	0	8	6		2	0	1
2016	Texans	16	0	2	2		0	0	0
2017	Texans	16	0	4	1		3	0	0
2018	Texans	16	0	1	0		1	0	0
2019	Texans	10	0	2	0		2	0	0
NFL TOTALS		154	0	30	14		16	0	1

JON WEEKS' NFL POSTSEASON DEFENSIVE STATISTICS

DATE	TEAM	GP	GS	TK	S	ST	A	FF	FR
2011	Texans	2	0	1	1		0	0	0
2012	Texans	2	0	0	0		0	0	0
2015	Texans	1	0	0	0		0	0	0
2016	Texans	2	0	0	0		0	0	0
2018	Texans	1	0	0	0		0	0	0
NFL TOTALS		8	0	1	1		0	0	0

2019 GAME-BY-GAME REGULAR SEASON STATISTICS (TEXANS)

W	DATE	OPPONENT	TK	S	ST	A	FF	FR	W/L	SCORE
01	09/09	at Saints	P	1	0	1	0	0	L	28-30
02	09/15	Jaguars	P	0	0	0	0	0	W	13-12
03	09/22	at Chargers	P	0	0	0	0	0	W	27-20
04	09/29	Panthers	P	1	0	1	0	0	L	10-16
05	10/06	Falcons	P	0	0	0	0	0	W	53-32
06	10/13	at Chiefs	P	0	0	0	0	0	W	31-24
07	10/20	at Colts	P	0	0	0	0	0	L	23-30
08	10/27	Raiders	P	0	0	0	0	0	W	27-24
09	11/03	at Jaguars	P	0	0	0	0	0	W	26-3
11	11/17	at Ravens	P	0	0	0	0	0	L	7-41
2019 TOTALS		10-0	2	0		2	0	0	6-4	



HOUSTON
TEXANS

TEXANS RECORDS

TEXANS RECORDS - LEADERS

ALL-TIME LEADERS

RUSHING YARDS

Player	Att	Yds	Avg	Lg	TD
Arian Foster, 2009-15	1,454	6,472	4.5	74t	54
Domanick Williams#, 2003-05	770	3,195	4.2	51	23
Lamar Miller, 2016-19	716	2,934	4.1	97t	13
Alfred Blue, 2014-18	673	2,407	3.6	48	8
Ben Tate, 2011-13	421	1,992	4.7	60	10
Steve Slaton, 2008-11	425	1,832	4.3	71t	12
Ron Dayne, 2006-07	345	1,385	4	39	11
David Carr, 2002-06	268	1,235	4.6	36	8
Jonathan Wells, 2002-05	374	1,167	3.1	37	10
Deshaun Watson 2017-19	190	1,111	5.9	49	12

- Domanick Williams known as Domanick Davis prior to 2006.

RECEIVING YARDS

Player	Rec	Yds	Avg	Lg	TD
Andre Johnson, 2003-14	1,012	13,597	13.4	77t	64
DeAndre Hopkins, 2013-19	603	8,182	13.6	76t	51
Owen Daniels, 2006-13	385	4,617	12	44	29
Kevin Walter, 2006-12	326	4,083	12.5	61	24
Arian Foster, 2009-15	249	2,268	9.1	78t	14
Will Fuller, 2016-19	141	2,011	14.3	73t	16
Jabar Gaffney, 2002-05	171	2,009	11.7	69	7
Corey Bradford, 2002-05	130	1,992	15.3	81	18
Jacoby Jones, 2007-11	127	1,741	13.7	80t	11
Ryan Griffin, 2013-18	136	1,491	11.0	47	7

SCRIMMAGE YARDS (RUSHING & RECEIVING)

Player	Rushing	Receiving	Total
Andre Johnson, 2003-14	54	13,597	13,651
Arian Foster, 2009-15	6,472	2,268	8,740
DeAndre Hopkins, 2013-19	-1	8,182	8,181
Owen Daniels, 2006-13	-	4,617	4,617
Domanick Williams#, 2003-05	3,195	1,276	4,471
Kevin Walter, 2006-12	82	4,083	4,165
Lamar Miller, 2016-19	2,934	678	3,612
Alfred Blue, 2014-18	2,407	470	2,877
Steve Slaton, 2008-11	1,832	811	2,643
Ben Tate, 2011-13	1,992	287	2,279

- Domanick Williams known as Domanick Davis prior to 2006.

ALL-PURPOSE YARDS

Player	Total	Rush	Rec.	PR/KR
Andre Johnson, 2003-14	13,651	54	13,597	-/-
Arian Foster, 2009-15	8,740	6,472	2,268	-/-
DeAndre Hopkins, 2013-19	8,181	-1	8,182	-/-
Jacoby Jones, 2007-11	5,091	40	1,741	1,820/1,490
Owen Daniels, 2006-13	4,617	-	4,617	-/-
Domanick Williams#, 2003-05	4,585	3,195	1,276	24/90
Kevin Walter, 2006-12	4,172	82	4,083	0/7
Lamar Miller, 2016-19	3,612	2,934	678	-/-

André Davis, 2007-09	3,598	-	855	0/2,743
Steve Slaton, 2008-11	3,410	1,832	811	0/767

- Domanick Williams known as Domanick Davis prior to 2006.

PASSING (Min. 500 att.)

Player	Att	Comp	Pct	Yds	TD	INT	Lg	Rtg
Matt Schaub, 2007-13	3,020	1,951	64.6	23,221	124	78	80t	90.9
David Carr, 2002-06	2,070	1,243	60	13,391	59	65	81	75.5
Deshaun Watson, 2017-19	1,040	701	67.4	8,465	63	23	73	103.1
Brock Osweiler, 2016	510	301	59.0	2,957	15	16	53	72.2

PASSING YARDS

Player	Att	Comp	Pct	Yds	TD	INT	Lg	Rtg
Matt Schaub, 2007-13	3,020	1,951	64.6	23,221	124	78	80t	90.9
David Carr, 2002-06	2,070	1,243	60	13,391	59	65	81	75.5
Deshaun Watson, 2017-19	1,040	701	67.4	8,465	63	23	73t	103.1
Sage Rosenfels, 2006-08	453	297	65.6	3,380	24	23	61	84.3
Brock Osweiler, 2016	510	301	59	2,957	15	16	53	72.2
Brian Hoyer, 2015	369	224	60.7	2,606	19	7	49	91.4
Ryan Fitzpatrick, 2014	312	197	63.1	2,483	17	8	76t	95.3
Case Keenum, 2013-14	330	182	55.2	2,195	11	8	66	76.8
Tom Savage, 2014, 2016-17	315	181	57.5	2,000	5	7	57	72.5
T.J. Yates, 2011-13, 2015, 2017	320	176	55	1,993	10	10	61t	71.3

SCORING

Player	TD	PAT	FG	2PT	TP
Kris Brown, 2002-09	0	251	172	0	767
Arian Foster, 2009-15	68	0	0	1	410
Andre Johnson, 2003-14	64	0	0	2	388
DeAndre Hopkins, 2013-19	51	0	0	2	310
Ka'imi Fairbairn, 2016-19	0	95	70	0	305
Neil Rackers, 2010-11	0	82	59	0	259
Randy Bullock, 2013-15	0	69	61	0	252
Nick Novak, 2015-17	0	51	53	0	210
Owen Daniels, 2006-13	29	0	0	0	174
Domanick Williams#, 2003-05	28	0	0	0	168

- Domanick Williams known as Domanick Davis prior to 2006.

FIELD GOALS

Player	FGM	FGA	Pct.	Lg
Kris Brown, 2002-09	172	223	77.1	57
Ka'imi Fairbairn, 2017-19	70	85	82.4	55
Randy Bullock, 2013-15	61	76	80.2	55
Neil Rackers, 2010-11	59	68	86.8	57

TEXANS RECORDS - LEADERS

Nick Novak, 2015-16	53	62	85.5	53
Shayne Graham, 2012	31	38	81.6	51

PUNTING AVERAGE (Min. 250 punts)

Player	No	Yds	Avg	In20	Lg	Blk
Shane Lechler, 2013-17	430	20,463	47.6	147	71	1
Matt Turk, 2007-11	254	10,735	42.3	88	62	0
Chad Stanley, 2002-06	437	17,908	41	135	62	2

PUNT RETURN YARDS

Player	No	Yds	Avg	Lg	TD
Jacoby Jones, 2007-11	179	1,820	10.2	79t	3
Keshawn Martin, 2012-15	86	766	8.9	87t	1
J.J. Moses, 2003-04	72	553	7.7	40	0
Tyler Ervin, 2016-18	56	496	8.9	57	0
Will Fuller V, 2016-19	20	300	15	67t	1
Keith Humphery, 2015-16	36	280	7.8	20	0
Jermaine Lewis, 2002	36	280	7.8	48	0
DeAndre Carter, 2018-19	30	270	9.0	30	0
Avion Black, 2002	14	188	13.4	76t	1
Phillip Buchanon, 2005-06	20	180	9	45	0

KICKOFF RETURN YARDS

Player	No	Yds	Avg	Lg	TD
André Davis, 2007-09	108	2,743	25.4	104t	3
J.J. Moses, 2003-04	117	2,658	22.7	70	0
Jerome Mathis, 2005-07	72	2,054	28.5	99t	3
Keshawn Martin, 2012-15	68	1,707	25.1	54	0
Jacoby Jones, 2007-11	64	1,490	23.3	95t	1
Dexter Wynn, 2006-07	52	1,193	22.9	39	0
Jermaine Lewis, 2002	46	961	20.9	45	0
Steve Slaton, 2008-11	39	767	19.7	50	0
Danieal Manning, 2011-14	28	659	23.5	46	0
Tyler Ervin, 2016-18	29	609	21.0	36	0

INTERCEPTIONS

Player	No	Yds	Avg	Lg	TD
Kareem Jackson, 2010-18	16	336	21	65	3
Johnathan Joseph, 2011-19	16	410	26	82t	4
Dunta Robinson, 2004-09	13	162	12.5	61	1
Andre Hal, 2014-18	12	102	9	31	1
Marcus Coleman, 2002-05	11	217	19.7	102t	1
Aaron Glenn, 2002-04	11	221	20.1	70t	2
Quintin Demps, 2010-16	9	101	11.2	42	0
Brian Cushing, 2009-17	8	50	6.3	20	1
Jason Allen, 2010-11	7	35	5	34	0
A.J. Bouye, 2013-16	6	129	21.5	67	1

TACKLES

Player	Solo	Assist	Total
Brian Cushing, 2009-17	424	240	664
DeMeco Ryans, 2006-11	479	157	636
Kareem Jackson, 2010-18	465	91	556
J.J. Watt, 2011-19	373	106	479

Johnathan Joseph, 2011-19	410	59	469
Benardrick McKinney, 2015-19	277	178	455
Jamie Sharper, 2002-04	300	142	442
Dunta Robinson, 2004-09	332	64	396
Morlon Greenwood, 2005-08	289	96	385
Jay Foreman, 2002-04	255	97	352

SACKS

Player	Sacks	Yards
J.J. Watt, 2011-19	96.0	672.5
Mario Williams, 2006-11	53.0	320.5
Whitney Mercilus, 2012-19	48.0	275
Jadeveon Clowney, 2011-18	29.0	230
Antonio Smith, 2009-13, 2016	27.5	182
Connor Barwin, 2009-12	19.0	136.5
Kailee Wong, 2002-06	15.0	68.5
Brooks Reed, 2011-14	14.5	83.5
Brian Cushing, 2009-17	13.5	80.5
Jason Babin, 2004-06	13.0	85

YEAR-BY-YEAR LEADERS

RUSHING YARDS

Year	Player	Att	Yds	Avg	Long	TD
2002	Jonathan Wells	197	529	2.7	37	3
2003	Domanick Williams	238	1,031	4.3	51	8
2004	Domanick Williams	302	1,188	3.9	44	13
2005	Domanick Williams	230	976	4.2	44	2
2006	Ron Dayne	151	612	4.1	19	5
2007	Ron Dayne	194	773	4	39	6
2008	Steve Slaton	268	1,282	4.8	71t	9
2009	Steve Slaton	131	437	3.3	32t	3
2010	Arian Foster	327	1,616	4.9	74t	16
2011	Arian Foster	278	1,224	4.4	43	10
2012	Arian Foster	351	1,424	4.1	46	15
2013	Ben Tate	181	771	4.3	60	4
2014	Arian Foster	260	1,246	4.8	51	8
2015	Alfred Blue	183	698	3.8	41	2
2016	Lamar Miller	268	1,073	4	45	5
2017	Lamar Miller	238	888	3.7	21	3
2018	Lamar Miller	210	973	4.63	97	5
2019	Carlos Hyde	158	769	4.87	58	4

RECEIVING YARDS

Year	Player	Rec	Yds	Avg	Long	TD
2002	Corey Bradford	45	697	15.5	81	6
2003	Andre Johnson	66	976	14.8	46t	4
2004	Andre Johnson	79	1,142	14.5	54t	6
2005	Andre Johnson	63	688	10.9	53t	2
2006	Andre Johnson	103	1,147	11.1	53	5
2007	Andre Johnson	60	581	14.2	77t	8
2008	Andre Johnson	115	1,575	13.7	65	8
2009	Andre Johnson	101	1,569	15.5	72t	9
2010	Andre Johnson	86	1,216	14.1	60	8
2011	Owen Daniels	54	677	12.5	34	3
2012	Andre Johnson	112	1,598	14.3	60t	4

TEXANS RECORDS - LEADERS

2013	Andre Johnson	109	1,407	12.9	62t	5
2014	DeAndre Hopkins	76	1,210	15.9	76t	6
2015	DeAndre Hopkins	111	1,521	13.7	61t	11
2016	DeAndre Hopkins	78	954	12.2	51	4
2017	DeAndre Hopkins	96	1,378	14.4	72t	13
2018	DeAndre Hopkins	115	1,572	13.7	49	11
2019	DeAndre Hopkins	75	745	9.9	38	4

RECEPTIONS

Year	Player	Rec	Yds	Avg	Long	TD
2002	Billy Miller	51	613	12	42	3
2003	Andre Johnson	66	976	14.8	46t	4
2004	Andre Johnson	79	1,142	14.5	54t	6
2005	Andre Johnson	63	688	10.9	53t	2
2006	Andre Johnson	103	1,147	11.1	53	5
2007	Kevin Walter	65	800	12.3	46	4
2008	Andre Johnson	115	1,575	13.7	65	8
2009	Andre Johnson	101	1,569	15.5	72t	9
2010	Andre Johnson	86	1,216	14.1	60	8
2011	Owen Daniels	54	677	12.5	34	3
2012	Andre Johnson	112	1,598	14.3	60t	4
2013	Andre Johnson	109	1,407	12.9	62t	5
2014	Andre Johnson	85	936	11	35	3
2015	DeAndre Hopkins	111	1,521	13.7	61t	11
2016	DeAndre Hopkins	78	954	12.2	51	4
2017	DeAndre Hopkins	96	1,378	14.4	72t	13
2018	DeAndre Hopkins	115	1,572	13.7	49	11
2019	DeAndre Hopkins	75	745	9.9	38	4

SCRIMMAGE YARDS (RUSHING & RECEIVING)

Year	Player	Rushing	Receiving	Total
2002	James Allen	519	302	821
2003	Domanick Williams	1,031	351	1,382
2004	Domanick Williams	1,188	588	1,776
2005	Domanick Williams	976	337	1,313
2006	Andre Johnson	14	1,147	1,161
2007	Ron Dayne	773	112	885
2008	Steve Slaton	1,282	377	1,659
2009	Andre Johnson	10	1,569	1,579
2010	Arian Foster	1,616	604	2,220
2011	Arian Foster	1,224	617	1,841
2012	Arian Foster	1,424	217	1,641
2013	Andre Johnson	0	1,407	1,407
2014	Arian Foster	1,246	327	1,573
2015	DeAndre Hopkins	0	1,521	1,521
2016	Lamar Miller	1,073	188	1,261
2017	DeAndre Hopkins	0	1,378	1,378
2018	DeAndre Hopkins	-7	1,572	1,565
2019	Carlos Hyde	769	22	791

PASSING YARDS

Year	Player	A	C	Pct	Yds	TD	Int	Lg	Rtg
2002	David Carr	444	233	52.5	2,592	9	15	81	62.8
2003	David Carr	295	167	56.6	2,013	9	13	78t	69.5
2004	David Carr	466	285	61.2	3,531	16	14	69	83.5
2005	David Carr	423	256	60.5	2,488	14	11	53t	77.2
2006	David Carr	442	302	68.3	2,767	11	12	53	82.1
2007	Matt Schaub	289	192	66.4	2,241	9	9	77t	87.2
2008	Matt Schaub	380	251	66.1	3,043	15	10	65	92.7

2009	Matt Schaub	583	396	67.9	4,770	29	15	72t	98.6
2010	Matt Schaub	574	365	63.6	4,370	24	12	60	92
2011	Matt Schaub	292	178	61	2,479	15	6	80t	96.8
2012	Matt Schaub	544	350	64.3	4,008	22	12	60t	90.7
2013	Matt Schaub	358	219	61.2	2,310	10	14	46	73
2014	Ryan Fitzpatrick	312	197	63.1	2,483	17	8	76t	95.3
2015	Brian Hoyer	369	224	60.7	2,606	19	7	49	91.4
2016	Brock Osweiler	510	301	59	2,957	15	16	53	72.2
2017	Deshaun Watson	204	126	61.8	1,699	19	8	72t	103
2018	Deshaun Watson	505	345	68.3	4,165	26	9	73t	103.1
2019	Deshaun Watson	331	230	69.5	2,601	18	6	54	103.3

SCORING

Year	Player	TD	PAT	2PT	FG	TP
2002	Kris Brown	-	20/20	-	17/24	71
2003	Kris Brown	-	27/27	-	18/22	81
2004	Kris Brown	-	34/34	-	17/24	85
2005	Kris Brown	-	24/24	-	26/34	102
2006	Kris Brown	-	26/27	-	19/25	83
2007	Kris Brown	-	40/40	-	25/29	115
2008	Kris Brown	-	37/37	-	29/33	124
2009	Kris Brown	-	43/44	-	21/32	106
2010	Neil Rackers	-	43/43	-	27/30	124
2011	Neil Rackers	-	39/40	-	32/38	135
2012	Shayne Graham	-	45/45	-	31/38	138
2013	Randy Bullock	-	26/26	-	26/35	104
2014	Randy Bullock	-	40/40	-	30/35	130
2015	Nick Novak	-	29/31	-	18/21	83
2016	Nick Novak	-	22/25	-	35/41	127
2017	Ka'imi Fairbairn	-	32/35	-	20/25	92
2018	Ka'imi Fairbairn	-	39/41	-	37/42	150
2019	Ka'imi Fairbairn	-	24/29	-	13/18	63

FIELD GOALS

Year	Player	FGA	FGM	Pct	Long
2002	Kris Brown	24	17	70.8	51
2003	Kris Brown	22	18	81.8	50
2004	Kris Brown	24	17	70.8	50
2005	Kris Brown	34	26	76.5	53
2006	Kris Brown	25	19	76	49
2007	Kris Brown	29	25	86.2	57
2008	Kris Brown	33	29	87.9	53
2009	Kris Brown	32	21	65.6	56
2010	Neil Rackers	30	27	90	57
2011	Neil Rackers	38	32	84.2	54
2012	Shayne Graham	38	31	81.6	51
2013	Randy Bullock	35	26	74.3	51
2014	Randy Bullock	35	30	85.7	55
2015	Nick Novak	21	18	85.7	51
2016	Nick Novak	41	35	85.4	53
2017	Ka'imi Fairbairn	25	20	80	55
2018	Ka'imi Fairbairn	42	37	88.1	54
2019	Ka'imi Fairbairn	18	13	72.2	52

PUNTING AVERAGE

TEXANS RECORDS - LEADERS

Year	Player	No	Yds	Avg	Long	Blk
2002	Chad Stanley	114	4,720	41.4	62	2
2003	Chad Stanley	97	4,028	41.5	58	0
2004	Chad Stanley	73	3,009	41.2	57	0
2005	Chad Stanley	77	2,990	38.8	61	0
2006	Chad Stanley	76	3,161	41.6	62	0
2007	Matt Turk	55	2,296	41.7	59	0
2008	Matt Turk	53	2,240	42.3	59	0
2009	Matt Turk	67	2,866	42.8	62	0
2010	Matt Turk	63	2,650	42.1	60	0
2011	Brett Hartmann	58	2,573	44.4	69	0
2012	Donnie Jones	88	4,150	47.2	66	0
2013	Shane Lechler	88	4,189	47.6	65	0
2014	Shane Lechler	83	3,845	46.3	71	1
2015	Shane Lechler	95	4,497	47.3	64	0
2016	Shane Lechler	72	3,423	47.5	62	0
2017	Shane Lechler	92	4,507	49	68	0
2018	Trevor Daniel	74	3,237	43.7	61	0
2019	Bryan Anger	22	1,016	46.2	71	0

PUNT RETURN YARDS

Year	Player	No	Yds	Avg	Long	TD
2002	Jermaine Lewis	36	280	7.8	48	0
2003	J.J. Moses	36	244	6.8	40	0
2004	J.J. Moses	36	309	8.6	27	0
2005	Phillip Buchanon	12	101	8.4	37	0
2006	Dexter Wynn	12	139	11.6	58	0
2007	Jacoby Jones	30	286	9.5	74	0
2008	Jacoby Jones	32	386	12.1	73t	2
2009	Jacoby Jones	39	426	10.9	62	0
2010	Jacoby Jones	29	204	7	39	0
2011	Jacoby Jones	49	518	10.6	79t	1
2012	Keshawn Martin	22	267	12.1	71	0
2013	Keshawn Martin	39	345	8.8	87t	1
2014	Keshawn Martin	25	154	6.2	21	0
2015	Keith Mumfhey	36	280	7.8	20	0
2016	Tyler Ervin	27	261	9.7	57	0
2017	Will Fuller V	9	135	15	49	0
2018	Tyler Ervin	21	175	8.3	27	0
2019	DeAndre Carter	14	124	8.9	23	0

KICKOFF RETURN YARDS

Year	Player	No	Yds	Avg	Long	TD
2002	Jermaine Lewis	46	961	20.9	45	0
2003	J.J. Moses	58	1,355	23.4	70	0
2004	J.J. Moses	59	1,303	22.1	49	0
2005	Jerome Mathis	54	1,542	28.6	99t	2
2006	Dexter Wynn	30	670	22.3	38	0
2007	André Davis	32	968	30.3	104t	3
2008	André Davis	43	993	23.1	50	0
2009	André Davis	33	782	23.7	63	0
2010	Steve Slaton	39	767	19.7	50	0
2011	Danieal Manning	13	356	27.4	46	0
2012	Keshawn Martin	31	741	23.9	54	0
2013	Keshawn Martin	36	947	26.3	50	0
2014	Danieal Manning	13	267	20.5	41	0
2015	Keith Mumfhey	14	338	24.1	41	0
2016	Tyler Ervin	14	263	18.8	33	0
2017	Chris Thompson	17	369	21.7	42	0
2018	Tyler Ervin	10	253	25.3	36	0

2019	DeAndre Carter	11	228	20.7	28	0
------	----------------	----	-----	------	----	---

INTERCEPTIONS

Year	Player	No	Yds	Avg	Long	TD
2002	Aaron Glenn	5	181	36.2	70t	2
2003	Marcus Coleman	7	95	13.6	41	0
2004	Dunta Robinson	6	146	24.3	61	0
2005	Glenn Earl	2	2	1	2	0
2006	Dunta Robinson	2	9	4.5	9	1
	DeMarcus Faggins	2	0	0	0	0
2007	Fred Bennet	3	47	15.7	33	0
2008	Jacques Reeves	4	108	27	44t	1
2009	Bernard Pollard	4	121	30.3	70t	1
	Brian Cushing	4	26	6.5	20	0
2010	Troy Nolan	3	35	11.7	20	0
	Glover Quin	3	12	4	10	0
	Jason Allen	3	1	0.3	1	0
2011	Johnathan Joseph	4	40	10	29	0
	Jason Allen	4	34	8.5	34	0
2012	Kareem Jackson	4	71	17.8	63t	1
2013	Johnathan Joseph	3	64	21.3	32	0
2014	A.J. Bouye	3	120	40	67	1
	Kareem Jackson	3	97	32.3	65	0
	Jumal Rolle	3	25	8.3	13	0
2015	Andre Hal	4	54	13.5	31t	1
2016	Quintin Demps	6	54	9	19	0
2017	Andre Hal	3	10	3.3	7	0
2018	Two Players	3	-	-	-	-
2019	Tashaun Gipson Sr.	2	79	79.0	79t	1

TOTAL TACKLES

Year	Player, Pos.	Solo	Assist	Total
2002	Jay Foreman	101	36	137
	Jamie Sharper	95	42	137
2003	Jamie Sharper	107	59	166
2004	Jamie Sharper	98	41	139
2005	Morlon Greenwood	82	30	112
2006	DeMeco Ryans	126	30	156
2007	DeMeco Ryans	98	29	127
2008	DeMeco Ryans	86	26	112
2009	Brian Cushing	86	47	133
2010	Bernard Pollard	82	30	112
2011	Brian Cushing	76	38	114
2012	Glover Quin	64	20	84
2013	Darryl Sharpton	56	31	87
2014	Kendrick Lewis	52	32	84
2015	Brian Cushing	63	47	110
2016	Benardrick McKinney	79	50	129
2017	Benardrick McKinney	62	33	95
2018	Two Players	-	-	105
2019	Zach Cunningham	52	23	75

SACKS

Year	Player, Pos.	Sacks	Yards
2002	Jeff Posey	8	77
2003	Jamie Sharper	4	19
2004	Kailee Wong	5.5	29
2005	Shantee Orr	7	40
2006	Jason Babin	5.5	39
2007	Mario Williams	14	82.5

TEXANS RECORDS - LEADERS

2008	Mario Williams	12	82
2009	Mario Williams	9	52
2010	Mario Williams	8.5	54.5
2011	Connor Barwin	11.5	78.5
2012	J.J. Watt	20.5	138.5
2013	J.J. Watt	10.5	70.5
2014	J.J. Watt	20.5	140
2015	J.J. Watt	17.5	118
2016	Whitney Mercilus	7.5	56.5
2017	Jadeveon Clowney	9.5	67
2018	J.J. Watt	16.0	119.0
2019	Whitney Mercilus	5.5	41.5

SPECIAL TEAMS TACKLES

Year	Player, Pos.	Solo	Assist	Total
2002	Jason Bell	14	2	16
2003	Ramon Walker	13	4	17
2004	Antwan Peek	10	8	18

2005	Ramon Walker	12	6	18
2006	Troy Evans	11	2	13
2007	Jameel Cook	12	1	13
2008	Kevin Bentley	16	7	23
2009	Kevin Bentley	9	11	20
2010	James Casey	10	7	17
2011	Tim Dobbins	9	0	9
2012	Bryan Braman	14	2	16
2013	Justin Tuggle	10	1	11
2014	Jeff Tarpinian	7	5	12
2015	Brian Peters	11	6	17
2016	Don Jones	9	2	11
2017	Kurtis Drummond	8	3	11
2018	A.J. Moore	7	4	11
2019	Dylan Cole	6	1	7

TEXANS RECORDS - REGULAR SEASON INDIVIDUAL

TOTAL OFFENSE

YARDS FROM SCRIMMAGE (RUSHING, RECEIVING)

Career

13,651	Andre Johnson, 2003-14
8,740	Arian Foster, 2009-15
8,181	DeAndre Hopkins, 2013-19
4,617	Owen Daniels, 2006-13
4,471	Domanick Williams#, 2003-05

Season

2,220	Arian Foster, 2010
1,841	Arian Foster, 2011
1,776	Domanick Williams#, 2004
1,649	Steve Slaton, 2008
1,641	Arian Foster, 2012

Season, Rookie

1,659	Steve Slaton, 2008
1,382	Domanick Williams#, 2003
966	Andre Johnson, 2003

- Domanick Williams known as Domanick Davis prior to 2006.

COMBINED NET YARDS GAINED (RUSHING, RECEIVING, RETURNS)

Most Seasons Leading Team

4	Arian Foster, 2010-12, 2014
4	DeAndre Hopkins, 2015, 2017-19
	Domanick Williams#, 2003-05
2	Andre Johnson, 2009, 2013
	Ron Dayne, 2006-07

- Domanick Williams known as Domanick Davis prior to 2006.

Most Consecutive Seasons Leading Team

3	Arian Foster, 2010-12
	Domanick Williams#, 2003-05
3	DeAndre Hopkins, 2017-19
	Ron Dayne, 2006-07

- Domanick Williams known as Domanick Davis prior to 2006.

Career

13,651	Andre Johnson, 2003-14
8,740	Arian Foster, 2009-15
8,181	DeAndre Hopkins, 2013-19
5,004	Jacoby Jones, 2007-11
4,617	Owen Daniels, 2006-13

Season

2,220	Arian Foster, 2010
1,841	Arian Foster, 2011
1,776	Domanick Williams#, 2004
1,675	Jerome Mathis, 2005

- Domanick Williams known as Domanick Davis prior to 2006.

COMBINED ATTEMPTS (RUSHING, RECEIVING, RETURNS)

Career

1,703	Arian Foster, 2009-15
-------	-----------------------

1,035	Andre Johnson, 2003-14
931	Domanick Williams#, 2003-05
808	Lamar Miller, 2016-18
742	Alfred Blue, 2014-18
603	DeAndre Hopkins, 2013-19
562	Steve Slaton, 2008-11

- Domanick Williams known as Domanick Davis prior to 2006.

Season

393	Arian Foster, 2010
391	Arian Foster, 2012
370	Domanick Williams#, 2004
331	Arian Foster, 2011

- Domanick Williams known as Domanick Davis prior to 2006.

Game

39	Arian Foster vs. Tennessee, 11/28/10
38	Domanick Williams# at Indianapolis, 11/14/04
36	Alfred Blue at Cleveland, 11/16/14
	Domanick Williams# at Detroit, 9/19/04
	Domanick Williams# vs. N.Y. Jets, 10/19/03

- Domanick Williams known as Domanick Davis prior to 2006.

Game, Opponent

43	Rudi Johnson at Cincinnati, 11/9/03
36	Larry Johnson vs. Kansas City, 11/20/05
34	Thomas Jones at Tampa Bay, 12/14/03
34	Rashad Jennings at N.Y. Giants, 9/21/14

RUSHING

RUSHING ATTEMPTS

Most Seasons Leading Team

4	Arian Foster, 2010-12, 14
3	Lamar Miller, 2016-18
	Domanick Williams#, 2003-05
2	Steve Slaton, 2008-09
	Ron Dayne, 2006-07

- Domanick Williams known as Domanick Davis prior to 2006.

Most Consecutive Seasons Leading Team

4	Arian Foster, 2010-12, 14
3	Lamar Miller, 2016-18
	Domanick Williams#, 2003-05
2	Steve Slaton, 2008-09
	Ron Dayne, 2006-07

- Domanick Williams known as Domanick Davis prior to 2006.

Career

1,454	Arian Foster, 2009-15
770	Domanick Williams#, 2003-05
716	Lamar Miller, 2016-18
673	Alfred Blue, 2014-18

- Domanick Williams known as Domanick Davis prior to 2006.

Season

TEXANS RECORDS - REGULAR SEASON INDIVIDUAL

351	Arian Foster, 2012
327	Arian Foster, 2010
302	Domanick Williams#, 2004
278	Arian Foster, 2011
# - Domanick Williams known as Domanick Davis prior to 2006.	
Season, Rookie	
268	Steve Slaton, 2008
238	Domanick Williams#, 2003
197	Jonathan Wells, 2002
# - Domanick Williams known as Domanick Davis prior to 2006.	
Game	
36	Alfred Blue at Cleveland, 11/16/14
33	Arian Foster vs. Jacksonville, 10/30/11
33	Arian Foster vs. Indianapolis, 9/12/10
Game, Rookie	
36	Alfred Blue at Cleveland, 11/16/14
27	Domanick Williams# vs. N.Y. Jets, 10/19/03
26	Domanick Williams# at Buffalo, 11/16/03
	Steve Slaton at Green Bay, 12/7/08
# - Domanick Williams known as Domanick Davis prior to 2006.	
Game, Opponent	
43	Rudi Johnson, vs. Cincinnati, 11/9/03
36	Larry Johnson, vs. Kansas City, 11/20/05
34	Thomas Jones, at Tampa Bay, 12/14/03
	Rashad Jennings at N.Y. Giants, 9/21/14

RUSHING YARDS GAINED

Most Seasons Leading Team	
4	Arian Foster, 2010-12, 14
3	Lamar Miller, 2016-18
	Domanick Williams#, 2003-05
2	Steve Slaton, 2008-09
	Ron Dayne, 2006-07
# - Domanick Williams known as Domanick Davis prior to 2006.	
Most Consecutive Seasons Leading Team	
3	Lamar Miller, 2016-18
	Arian Foster, 2010-12
	Domanick Williams#, 2003-05
2	Steve Slaton, 2008-09
	Ron Dayne, 2006-07
# - Domanick Williams known as Domanick Davis prior to 2006.	
Career	
6,472	Arian Foster, 2009-15
3,195	Domanick Williams#, 2003-05
2,934	Lamar Miller, 2016-18
2,395	Alfred Blue, 2014-18
1,992	Ben Tate, 2011-13
# - Domanick Williams known as Domanick Davis prior to 2006.	
Seasons, 1,000 or More Yards Rushing	
4	Arian Foster, 2010-12; 14
2	Domanick Williams#, 2003-04
1	Steve Slaton, 2008

Lamar Miller, 2016	
# - Domanick Williams known as Domanick Davis prior to 2006.	
Consecutive Seasons, 1,000 or More Yards Rushing	
3	Arian Foster, 2010-12
2	Domanick Williams#, 2003-04
# - Domanick Williams known as Domanick Davis prior to 2006.	
Season	
1,616	Arian Foster, 2010
1,424	Arian Foster, 2012
1,282	Steve Slaton, 2008
1,246	Arian Foster, 2014
1,224	Arian Foster, 2011
1,188	Domanick Williams#, 2004
1,073	Lamar Miller, 2016
1,031	Domanick Williams#, 2003
# - Domanick Williams known as Domanick Davis prior to 2006.	
Season, Rookie	
1,282	Steve Slaton, 2008
1,031	Domanick Williams#, 2003
529	Jonathan Wells, 2002
528	Alfred Blue, 2014
# - Domanick Williams known as Domanick Davis prior to 2006.	
Game	
231	Arian Foster vs. Indianapolis, 9/12/10
180	Arian Foster vs. Jacksonville, 1/2/11
165	Arian Foster vs. Indianapolis, 12/16/12
162	Lamar Miller vs. Tennessee, 11/27/18
160	Carlos Hyde at Jacksonville, 11/3/19
158	Arian Foster at Indianapolis, 12/22/11
	Domanick Williams# at Jacksonville, 12/26/04
# - Domanick Williams known as Domanick Davis prior to 2006.	
Game, Opponent	
211	Larry Johnson vs. Kansas City, 11/20/05
197	Chris Johnson at Tennessee, 9/20/09
182	Rudi Johnson at Cincinnati, 11/9/03
Game, Rookie	
156	Alfred Blue at Cleveland, 11/16/14
	Steve Slaton at Indianapolis, 11/16/08
129	Domanick Williams# vs. N.Y. Jets, 10/19/03
# - Domanick Williams known as Domanick Davis prior to 2006.	
Games, 100 or More Yards Rushing	
32	Arian Foster, 2009-15
11	Domanick Williams#, 2003-05
8	Lamar Miller, 2016-18
6	Ben Tate, 2011-13
5	Alfred Blue, 2014-18
	Steve Slaton, 2008-09
# - Domanick Williams known as Domanick Davis prior to 2006.	
Consecutive Games, 100 or More Yards	
4	Arian Foster, 10/5/14-10/26/14
3	Arian Foster, 10/23/11-11/6/11
	Steve Slaton, 12/1/08-12/14/08

TEXANS RECORDS - REGULAR SEASON INDIVIDUAL

Longest Run From Scrimmage

97t	Lamar Miller vs. Tennessee, 11/27/18
81t	Justin Forsett at Detroit, 11/22/12
74t	Arian Foster at Oakland, 10/3/10
71t	Steve Slaton at Indianapolis, 11/16/08
60	Ben Tate vs. Tennessee, 9/15/13
58	Carlos Hyde at Jacksonville, 11/3/19
56	Arian Foster vs. Jacksonville, 1/2/11

Longest Run From Scrimmage, Opponent

91t	Chris Johnson at Tennessee, 9/20/09
85t	Lamar Miller at Miami, 10/25/15
80t	Rashad Jennings vs. Oakland, 11/17/13
76	Fred Taylor at Jacksonville, 10/14/07

RUSHING AVERAGE GAIN

Career (750 attempts)

4.45	Arian Foster, 2009-15
4.15	Domanick Williams#, 2003-05

- Domanick Williams known as Domanick Davis prior to 2006.

Season (100 attempts)

5.38	Ben Tate, 2011 (175-942)
4.94	Arian Foster, 2010 (327-1,616)
4.87	Carlos Hyde, 2019 (158-769)
4.79	Arian Foster, 2014 (260-1,246)
4.78	Steve Slaton, 2008 (268-1,282)
4.63	Lamar Miller, 2018 (210-973)
4.48	Arian Foster, 2013 (121-542)

Game (10 attempts)

13.5	Lamar Miller vs. Tennessee, 11/27/18 (12-162)
11.14	Steve Slaton at Indianapolis, 11/16/08 (14-156)
9.58	Ben Tate vs. Cleveland, 11/6/11 (12-115)
8.6	Darius Walker vs. Jacksonville, 12/30/07 (10-86)
8.06	Domanick Williams# vs. Tennessee, 11/28/04 (16-129)
7.82	Arian Foster at Oakland, 10/3/10 (17-133)
8.4	Carlos Hyde at Jacksonville, 11/3/19 (19-160)
8.3	Carlos Hyde at New Orleans, 9/9/19 (10-83)

- Domanick Williams known as Domanick Davis prior to 2006.

RUSHING TOUCHDOWNS

Seasons Leading Team

4	Arian Foster, 2010-12, 14
3	Lamar Miller, 2016-18
2	Jonathan Wells, 2002, 2005
	Domanick Williams#, 2003-04
	Ron Dayne, 2006-07

- Domanick Williams known as Domanick Davis prior to 2006.

Consecutive Seasons Leading Team

3	Lamar Miller, 2016-18
	Arian Foster, 2010-12
2	Domanick Williams#, 2003-04
	Ron Dayne, 2006-07

- Domanick Williams known as Domanick Davis prior to 2006.

Career

54	Arian Foster, 2009-15
23	Domanick Williams#, 2003-05
13	Lamar Miller, 2016-18
12	Steve Slaton, 2008-10
	Deshaun Watson, 2017-19

- Domanick Williams known as Domanick Davis prior to 2006.

Season

16	Arian Foster, 2010
15	Arian Foster, 2012
13	Domanick Williams#, 2004
10	Arian Foster, 2011
9	Steve Slaton, 2008

- Domanick Williams known as Domanick Davis prior to 2006.

Game

3	Ben Tate vs. New England, 12/1/13
3	Arian Foster vs. Indianapolis, 9/12/10
3	Ryan Moats at Buffalo, 11/1/09

Game, Rookie

2	7x - last: D'Onta Foreman vs. Arizona, 11/19/2017
---	---

Game, Opponent

4	Shaun Alexander at Seattle, 10/16/05
3	Devonta Freeman at Atlanta, 10/4/15
	Maurice Jones-Drew vs. Jacksonville, 9/27/09
	Willie Parker vs. Pittsburgh, 9/7/08
	LaBrandon Toefield vs. Jacksonville, 12/24/05

Consecutive Games With A Rushing Touchdown

6	Arian Foster, 10/23/11 – 12/4/11
	Domanick Williams#, 11/28/04 – 1/2/05
5	Arian Foster, 9/30/12 – 11/4/12
	Arian Foster, 10/17/10 – 11/21/10
4	Arian Foster, 12/18/11 – 9/16/12

- Domanick Williams known as Domanick Davis prior to 2006.

PASSING

PASSING

Seasons Leading Team

7	Matt Schaub, 2007-13
5	David Carr, 2002-06

Consecutive Seasons Leading Team

7	Matt Schaub, 2007-13
5	David Carr, 2002-06

PASSER RATING

Career (1,500 attempts)

90.9	Matt Schaub, 2007-13
75.5	David Carr, 2002-06

Season (204 attempts)

103.3	Deshaun Watson, 2019
-------	----------------------

TEXANS RECORDS - REGULAR SEASON INDIVIDUAL

103.1	Deshaun Watson, 2018
103.0	Deshaun Watson, 2017
98.6	Matt Schaub, 2009
96.8	Matt Schaub, 2011
95.3	Ryan Fitzpatrick, 2014
92.7	Matt Schaub, 2008
Season, Rookie (204 attempts)	
103.0	Deshaun Watson, 2017
62.8	David Carr, 2002
Game (20 attempts)	
158.3	Deshaun Watson vs. Atlanta, 10/6/19
156.0	Deshaun Watson vs Miami, 10/25/18
147.7	Matt Schaub at Tennessee, 10/23/11
147.5	Ryan Fitzpatrick vs. Tennessee, 11/30/14
144	Matt Schaub vs. Cincinnati, 10/26/08
140.2	David Carr at Indianapolis, 9/17/06
135.8	Deshaun Watson at Los Angeles Chargers, 9/22/19
134.2	Deshaun Watson vs. New York Jets, 12/15/18
130.9	Deshaun Watson vs. Tennessee, 11/27/18
129.7	Matt Schaub vs. Jacksonville, 1/2/11
Game, Opponent (20 attempts)	
147.7	Marcus Mariota vs. Tennessee, 11/27/18
146.8	Steve McNair at Tennessee, 10/12/03
146.8	Jon Kitna vs. Cincinnati, 11/3/02
146.2	Tom Brady at New England, 9/24/17
143.8	Blake Bortles at Jacksonville, 12/17/17
139.8	Ben Roethlisberger vs. Pittsburgh, 9/18/05
139.2	Lamar Jackson at Baltimore, 11/17/19

PASSING ATTEMPTS

Seasons Leading Team	
7	Matt Schaub, 2007-13
5	David Carr, 2002-06
Consecutive Seasons Leading Team	
7	Matt Schaub, 2007-13
5	David Carr, 2002-06
Career	
3,020	Matt Schaub, 2007-13
2,070	David Carr, 2002-06
1,040	Deshaun Watson, 2017-19
510	Brock Osweiler, 2016
Season	
583	Matt Schaub, 2009
574	Matt Schaub, 2010
544	Matt Schaub, 2012
510	Brock Osweiler, 2016
505	Deshaun Watson, 2018
466	David Carr, 2004
Season, Rookie	
444	David Carr, 2002
204	Deshaun Watson, 2017

134	T.J. Yates, 2011
40	Dave Ragone, 2003
Game	
62	Matt Schaub vs. Baltimore, 12/13/10
58	Ryan Mallett at Carolina, 9/20/15
55	Matt Schaub vs. Jacksonville, 11/18/12
54	Matt Schaub at Tennessee, 12/19/10
	David Carr at N.Y. Jets, 11/26/06
52	Matt Schaub at Washington, 9/19/10
50	Matt Schaub at Arizona, 10/11/09
Game, Opponent	
61	Matthew Stafford at Detroit, 11/22/12
57	Peyton Manning vs. Indianapolis, 9/12/10
	Tommy Maddox at Pittsburgh, 12/8/02
55	Chad Henne at Miami, 12/27/09
53	Blake Bortles at Jacksonville, 10/18/15
52	Peyton Manning at Denver, 9/23/12
51	Peyton Manning vs. Denver, 12/22/13

PASS COMPLETIONS

Seasons Leading Team	
7	Matt Schaub, 2007-13
5	David Carr, 2002-06
Consecutive Seasons Leading Team	
7	Matt Schaub, 2007-13
5	David Carr, 2002-06
Career	
1,951	Matt Schaub, 2007-13
1,243	David Carr, 2002-06
701	Deshaun Watson, 2017-19
301	Brock Osweiler, 2016
297	Sage Rosenfels, 2006-08
Season	
396	Matt Schaub, 2009
365	Matt Schaub, 2010
350	Matt Schaub, 2012
Season, Rookie	
233	David Carr, 2002
126	Deshaun Watson, 2017
82	T.J. Yates, 2011
20	Dave Ragone, 2003
Game	
43	Matt Schaub vs. Jacksonville, 11/18/12
39	David Carr at N.Y. Jets, 11/26/06
38	Matt Schaub at Washington, 9/19/10
35	Matt Schaub at Tennessee, 12/19/10
	Matt Schaub at Arizona, 10/11/09
Game, Opponent	
40	Peyton Manning vs. Indianapolis, 9/12/10
36	Daunte Culpepper vs. Minnesota, 10/10/04
34	Peyton Manning at Indianapolis, 11/8/09
33	Drew Brees vs. New Orleans, 11/18/07

TEXANS RECORDS - REGULAR SEASON INDIVIDUAL

Brett Favre vs. Green Bay 11/21/04

Consecutive Completions

*22	David Carr vs. Buffalo, 11/19/06
17	Matt Schaub vs. Jacksonville, 11/18/12
16	Matt Schaub vs. Indianapolis (14), 9/23/07; at Atlanta (2), 9/30/07
13	David Carr at Indianapolis (9), 9/17/06; vs. Washington (4), 9/24/06
	Ryan Fitzpatrick vs. Washington (5), 9/7/14; at Oakland (8), 9/14/14

*Tied NFL record at the time

Consecutive Completions, Opponent

*22	Mark Brunell vs. Washington, 9/24/06
19	Marcus Mariota vs. Tennessee, 11/26/18

*Tied NFL record at the time

PASSING COMPLETION PERCENTAGE

Seasons Leading Team

6	Matt Schaub, 2007, 2009-13
5	David Carr, 2002-06

Consecutive Seasons Leading Team

5	Matt Schaub, 2009-13
5	David Carr, 2002-06

Career (1,500 attempts)

64.6	Matt Schaub, 2007-13
60	David Carr, 2002-06

Season (224 attempts)

69.5	Deshaun Watson, 2019
68.3	Deshaun Watson, 2018
	David Carr, 2006
67.9	Matt Schaub, 2009
66.4	Matt Schaub, 2007
66.1	Matt Schaub, 2008
64.3	Matt Schaub, 2012

Game (20 attempts)

85.7	Matt Schaub vs. Cincinnati, 10/26/08
84.8	Deshaun Watson vs. Atlanta, 10/7/19
84.6	David Carr at Indianapolis, 9/17/06
83.9	Matt Schaub vs. Detroit, 10/19/08
83.3	David Carr vs. Buffalo, 11/19/06
81.8	Matt Schaub vs. Indianapolis, 9/23/07
81.8	Matt Schaub vs. Jacksonville, 1/2/11

PASSING YARDS GAINED

Seasons Leading Team

7	Matt Schaub, 2007-13
5	David Carr, 2002-06

Consecutive Seasons Leading Team

7	Matt Schaub, 2007-13
5	David Carr, 2002-06

Career

23,221	Matt Schaub, 2007-13
13,391	David Carr, 2002-06

8,465 Deshaun Watson, 2017-19

3,380 Sage Rosenfels, 2006-08

Seasons, 4,000 or More Yards Passing

3	Matt Schaub, 2009-10, 12
1	Deshaun Watson, 2018

Seasons, 3,000 or More Yards Passing

4	Matt Schaub, 2008-12
1	Deshaun Watson, 2018
	David Carr, 2004

Season

4,770	Matt Schaub, 2009
4,370	Matt Schaub, 2010
4,165	Deshaun Watson, 2018
4,008	Matt Schaub, 2012
3,531	David Carr, 2004

Season, Rookie

2,592	David Carr, 2002
1,699	Deshaun Watson, 2017
949	T.J. Yates, 2011
135	Dave Ragone, 2003

Game

527	Matt Schaub vs. Jacksonville, 11/18/12 (OT)
497	Matt Schaub at Washington, 9/19/10 (OT)
426	Deshaun Watson vs. Atlanta, 10/6/19
416	Matt Schaub vs. Oakland, 10/9/11
414	Matt Schaub at Green Bay, 12/7/08
402	Deshaun Watson at Seattle, 10/29/17

Game, Opponent

471	Nick Foles at Philadelphia, 12/24/18
464	Andrew Luck at Indianapolis, 9/30/18
452	Russell Wilson at Seattle, 10/29/17
441	Matthew Stafford at Detroit, 11/22/12 (OT)
433	Peyton Manning vs. Indianapolis, 9/12/10
426	Donovan McNabb at Washington, 9/19/10

Games, 300 or More Yards Passing, Season

9	Matt Schaub, 2009
7	Matt Schaub, 2010
5	Deshaun Watson, 2018
	Matt Schaub, 2008

Games, 300 or More Yards Passing, Career

27	Matt Schaub, 2007-13
10	Deshaun Watson, 2017-19
4	David Carr, 2002-06
1	Tom Savage, 2014, 16-17
1	Brian Hoyer, 2015
1	Case Keenum, 2013
1	T. J. Yates, 2011
1	Ryan Fitzpatrick, 2014

Longest Pass Completion

81	David Carr to Corey Bradford vs. Buffalo, 10/13/02
80	Matt Schaub to Jacoby Jones at Tampa Bay, 11/13/11 (TD)

TEXANS RECORDS - REGULAR SEASON INDIVIDUAL

78	Matt Schaub to Arian Foster at Tampa Bay, 11/13/11 (TD)
78	Matt Schaub to Arian Foster at Tennessee, 10/23/11 (TD)
78	David Carr to Corey Bradford at Miami, 9/7/03
77	Matt Schaub to Andre Johnson vs. Kansas City, 9/9/07 (TD)

PASSING YARDS PER COMPLETION

Seasons Leading Team (224 attempts/season)

7	Matt Schaub, 2007-13
5	David Carr, 2002-06

Consecutive Seasons Leading Team

7	Matt Schaub, 2007-13
5	David Carr, 2002-06

Career (1,500 attempts)

11.90	Matt Schaub, 2007-13
10.77	David Carr, 2002-06

Season (204 attempts)

13.93	Matt Schaub, 2011
13.48	Deshaun Watson, 2017
12.91	Deshaun Watson, 2018
12.85	Case Keenum, 2013
12.60	Ryan Fitzpatrick, 2014
12.39	David Carr, 2004
12.12	Matt Schaub, 2008

Season, Rookie (204 attempts)

13.48	Deshaun Watson, 2017
11.12	David Carr, 2002

Game (20 attempts)

21.16	Deshaun Watson at Seattle, 10/29/17
20.36	Matt Schaub vs. Oakland, 10/04/09
18.17	David Carr vs. Buffalo, 10/13/02
18.13	Case Keenum vs. New England, 12/01/13
18.07	Case Keenum at Kansas City, 10/20/13

PASSING YARDS PER ATTEMPT

Seasons Leading Team (224 attempts/season)

7	Matt Schaub, 2007-13
5	David Carr, 2002-06

Consecutive Seasons Leading Team

7	Matt Schaub, 2007-13
5	David Carr, 2002-06

Career (1,500 attempts)

7.69	Matt Schaub, 2007-13
6.47	David Carr, 2002-06

Season (204 attempts)

8.49	Matt Schaub, 2011
8.3	Deshaun Watson, 2018
8.18	Matt Schaub, 2009
8.05	Deshaun Watson, 2019
8.01	Matt Schaub, 2010
7.96	Ryan Fitzpatrick, 2014

Season, Rookie (204 attempts)

8.33	Deshaun Watson, 2017
------	----------------------

5.84	David Carr, 2002
------	------------------

Game (20 attempts)

15.21	Deshaun Watson vs. Atlanta Falcons, 10/6/19
14.04	Deshaun Watson vs. Los Angeles Chargers, 9/22/19
13.47	Deshaun Watson at Seattle, 10/29/17
13.39	Deshaun Watson at Indianapolis, 10/20/19
12.87	Matt Schaub at Tennessee, 10/23/11
11.95	Deshaun Watson vs. Miami, 10/25/18
11.50	Matt Schaub vs. Jacksonville, 01/02/11
10.85	Ryan Fitzpatrick vs. Tennessee, 11/30/14

Average Gain, Game, Opponent (20 attempts)

15.59	Steve McNair at Tennessee, 10/12/03
12.83	Philip Rivers vs. San Diego, 11/7/10
12.1	Ben Roethlisberger vs. Pittsburgh, 9/18/05
11.85	Peyton Manning at Indianapolis, 11/14/04
11.36	Chad Pennington vs. Miami, 10/12/08

PASSING TOUCHDOWNS

Seasons Leading Team

6	Matt Schaub, 2008-13
5	David Carr, 2002-06

Consecutive Seasons Leading Team

6	Matt Schaub, 2008-13
5	David Carr, 2002-06

Career

124	Matt Schaub, 2007-13
63	Deshaun Watson, 2017-19
59	David Carr, 2002-06
24	Sage Rosenfels, 2006-08
19	Brian Hoyer, 2015

Season

29	Matt Schaub, 2009
26	Deshaun Watson, 2018
24	Matt Schaub, 2010
22	Matt Schaub, 2012
19	Deshaun Watson, 2017
	Brian Hoyer, 2015

Rookie, Season

19	Deshaun Watson, 2017
9	David Carr, 2002
3	T.J. Yates, 2011

Game

6	Ryan Fitzpatrick vs. Tennessee, 11/30/14
5	Deshaun Watson vs. Atlanta Falcons, 10/6/19
	Deshaun Watson vs. Miami, 10/25/18
	Deshaun Watson vs. Kansas City, 10/8/17
	Matt Schaub vs. Jacksonville, 11/18/12
4	Deshaun Watson at Seattle, 10/29/17
	Deshaun Watson vs. Tennessee, 10/1/17
	Matt Schaub at Denver, 9/23/12

TEXANS RECORDS - REGULAR SEASON INDIVIDUAL

Matt Schaub at Cincinnati, 10/18/09
 Matt Schaub at Tennessee, 9/20/09
 Sage Rosenfels vs. Tennessee, 10/21/07

Game, Opponent

6 Aaron Rodgers vs. Green Bay, 10/14/12
 5 Daunte Culpepper vs. Minnesota, 10/10/04
 Peyton Manning at Indianapolis, 11/14/04
 Tom Brady at New England, 9/24/17

Games, Four or More Touchdown Passes, Career

5 Deshaun Watson, 2017-19
 Matt Schaub, 2007-12

1 Ryan Fitzpatrick, 2014

1 Sage Rosenfels, 2006-08

Games, Four or More Touchdown Passes, Season

3 Deshaun Watson, 2017

2 Matt Schaub, 2012

Matt Schaub, 2009

1 Deshaun Watson, 2019

Ryan Fitzpatrick, 2014

Sage Rosenfels, 2007

Consecutive Games, Touchdown Passes

20 Deshaun Watson, 9/24/17 - 12/23/18

16 Matt Schaub, 11/14/10 - 10/30/11

12 Matt Schaub, 11/8/09 - 10/3/10

Sage Rosenfels, 10/14/07 - 11/9/08

8 David Carr, 9/18/05 - 11/13/05

6 Matt Schaub, 10/21/12 - 12/2/12

Matt Schaub, 9/20/09 - 10/25/09

David Carr, 9/19/04 - 10/31/04

PASSES HAD INTERCEPTED

Career

78 Matt Schaub, 2007-13

65 David Carr, 2002-06

23 Sage Rosenfels, 2006-08

Deshaun Watson 2017-19

Season

16 Brock Osweiler, 2016

15 Matt Schaub, 2009

David Carr, 2002

14 Matt Schaub, 2013

David Carr, 2004

Game

4 Sage Rosenfels vs. Baltimore, 11/9/08

David Carr at New England, 12/17/06

Game, Opponent

4 David Garrard at Jacksonville, 11/12/06

Steve McNair at Tennessee, 10/17/04

Consecutive Passes without an interception

110 Matt Schaub, 11/14/10 - 12/2/10

105 Case Keenum, 10/20/13 - 11/17/13

104 Matt Schaub, 11/06/11 - 9/23/12

99 Matt Schaub, 12/10/12 - 12/30/12

David Carr, 12/24/05 - 9/17/06

David Carr, 10/17/04 - 11/14/04

Attempts, No Interceptions, Game

44 Tom Savage vs. Indianapolis, 11/5/17

43 Case Keenum at Arizona, 11/10/13

42 David Carr vs. Minnesota, 10/10/04

41 David Carr at Denver, 11/7/04

40 Matt Schaub at St. Louis, 12/20/09

Matt Schaub at Jacksonville, 9/28/08

Matt Schaub at Atlanta, 9/30/07

Attempts, No Interceptions, Game, Opponent

57 Peyton Manning vs. Indianapolis, 9/12/10

52 Peyton Manning at Denver, 9/23/12

51 Peyton Manning vs. Denver, 12/22/13

50 Daunte Culpepper vs. Minnesota, 10/10/04

46 Peyton Manning vs. Indianapolis, 11/16/08

LOWEST INTERCEPTION PERCENTAGE

Seasons Leading Team

6 Matt Schaub, 2007-12

5 David Carr, 2002-06

Career (1,500 attempts)

2.6 Matt Schaub, 2007-13

3.1 David Carr, 2002-06

Season (224 attempts)

1.8 Deshaun Watson, 2019

Deshaun Watson, 2018

1.9 Brian Hoyer, 2015

2.1 Matt Schaub, 2011

2.1 Matt Schaub, 2010

2.2 Matt Schaub, 2012

Season, Rookie (204 attempts)

3.38 David Carr, 2002

3.92 Deshaun Watson, 2017

TIMES SACKED

Career

249 David Carr, 2002-06

160 Matt Schaub, 2007-13

112 Deshaun Watson, 2017-19

36 T.J. Yates, 2011-13, 2015, 2017

27 Tom Savage, 2014-17

Brock Osweiler, 2016

Season

*76 David Carr, 2002

68 David Carr, 2005

62 Deshaun Watson, 2018

49 David Carr, 2004

* NFL record

Game

9 David Carr at San Diego, 9/15/03

TEXANS RECORDS - REGULAR SEASON INDIVIDUAL

8	David Carr at Cleveland, 10/20/02
	David Carr vs. Pittsburgh, 9/18/05
7	Deshaun Watson vs. Buffalo, 10/14/18
	David Carr vs. Tennessee, 10/9/05
	David Carr at Cincinnati, 10/2/05
	David Carr at Philadelphia, 9/29/02
Game, Opponent	
8	Blake Bortles vs. Jacksonville, 1/3/16
6	Jake Locker at Tennessee, 12/2/12
6	Blaine Gabbert at Jacksonville, 11/27/11
6	Tommy Maddox at Pittsburgh, 12/8/02

RECEIVING

RECEPTIONS

Seasons Leading Team

10	Andre Johnson, 2003-06, 08-10, 12-14
5	DeAndre Hopkins, 2015-19

Consecutive Seasons Leading Team

5	DeAndre Hopkins, 2015-19
	Andre Johnson, 2003-06
3	Andre Johnson, 2008-10
	Andre Johnson, 2012-14

Career

1,012	Andre Johnson, 2003-14
603	DeAndre Hopkins, 2013-19
385	Owen Daniels, 2006-13
326	Kevin Walter, 2006-12

Seasons, 50 or More Pass Receptions

11	Andre Johnson, 2003-10, 2012-14
7	DeAndre Hopkins, 2013-19
4	Kevin Walter, 2007-10
	Owen Daniels, 2007-08, 2011-12
2	Arian Foster, 2010-11

Season

115	DeAndre Hopkins, 2018
	Andre Johnson, 2008
112	Andre Johnson, 2012
111	DeAndre Hopkins, 2015
109	Andre Johnson, 2013
103	Andre Johnson, 2006

Season, Rookie

66	Andre Johnson, 2003
52	DeAndre Hopkins, 2013
50	Steve Slaton, 2008
47	Domanick Williams#, 2003
	Will Fuller V, 2016

Game

14	Will Fuller V vs. Atlanta, 10/6/19
	Andre Johnson vs. Jacksonville, 11/18/12 (OT)
13	Andre Johnson at Jacksonville, 12/5/13

12 6x - last: Andre Johnson at San Diego, 9/9/13

Game, Opponent

14	Dallas Clark at Indianapolis, 11/8/09
13	Keenan Allen vs. Houston Texans, 9/22/19
12	4x - last: A.J. Green vs. Cincinnati, 11/23/14

Consecutive Games Played, Pass Reception

133	Andre Johnson, 11/6/05 – 12/21/14
110	DeAndre Hopkins, 9/9/13 – 11/17/19
88	Owen Daniels, 12/10/06 – 10/6/13
37	Arian Foster, 1/3/10 – 10/21/12
35	Andre Johnson, 9/7/03 – 10/2/05
35	Kevin Walter, 9/7/08 – 10/10/10

RECEIVING YARDS GAINED

Seasons Leading Team

10	Andre Johnson, 2003-10, 12-13
6	DeAndre Hopkins, 2014-19
1	Owen Daniels, 2011
	Corey Bradford, 2002

Consecutive Seasons Leading Team

8	Andre Johnson, 2003-10
6	DeAndre Hopkins, 2014-19

Career

13,597	Andre Johnson, 2003-14
8,182	DeAndre Hopkins, 2013-19
4,617	Owen Daniels, 2006-13
4,083	Kevin Walter, 2006-12
2,268	Arian Foster, 2009-15

Seasons, 1,000 or More Yards

7	Andre Johnson – 2004, 2006, 2008-10, 2012-13
4	DeAndre Hopkins – 2014-15, 2017-18

Season

1,598	Andre Johnson, 2012
1,575	Andre Johnson, 2008
1,572	DeAndre Hopkins, 2018
1,569	Andre Johnson, 2009
1,521	DeAndre Hopkins, 2015

Season, Rookie

976	Andre Johnson, 2003
802	DeAndre Hopkins, 2013
635	Will Fuller V, 2016
483	Jabar Gaffney, 2002
377	Steve Slaton, 2008

Game

273	Andre Johnson vs. Jacksonville, 11/18/12 (OT)
238	DeAndre Hopkins vs. Tennessee, 11/30/14
229	Andre Johnson vs. Indianapolis, 11/3/13
224	DeAndre Hopkins at Seattle, 10/29/17
217	Will Fuller V vs. Atlanta, 10/6/19
207	Andre Johnson vs. Tennessee, 12/14/08
196	Andre Johnson at St. Louis, 12/20/09
193	Andre Johnson vs. Seattle, 12/13/09

TEXANS RECORDS - REGULAR SEASON INDIVIDUAL

Game, Opponent

265	Lee Evans vs. Buffalo, 11/19/06
236	Justin Blackmon vs. Jacksonville, 11/18/12 (OT)
223	T.Y. Hilton vs. Indianapolis, 10/9/14
199	T.Y. Hilton vs. Indianapolis, 12/9/18
186	Keelan Cole at Jacksonville, 12/17/17
177	Derrick Mason at Tennessee, 10/12/03

Games, 100 or More Yards, Career

51	Andre Johnson, 2003-14
27	DeAndre Hopkins, 2013-19
7	Will Fuller V, 2016-19
4	Owen Daniels, 2006-12
3	Arian Foster, 2009-15
	Corey Bradford, 2002-05
	Kevin Walter, 2006-12

Games, 100 or More Yards, Season

8	Andre Johnson, 2008
7	DeAndre Hopkins, 2018
6	DeAndre Hopkins, 2015
	Andre Johnson, 2009, 2010, 2012, 2013
5	DeAndre Hopkins, 2017
4	DeAndre Hopkins, 2014

Consecutive Games, 100 or More Yards

4	Andre Johnson, 10/5/08 - 10/26/08
	DeAndre Hopkins, 9/27/15 - 10/18/15
3	DeAndre Hopkins, 12/15/18 - 12/31/18
	Andre Johnson, 9/9/07 - 11/18/07

Longest Reception

81	Corey Bradford from David Carr vs. Buffalo, 10/13/02
80	Jacoby Jones from Matt Schaub at Tampa Bay, 11/13/11 (TD)
78	Arian Foster from Matt Schaub at Tampa Bay, 11/13/11 (TD)
	Arian Foster from Matt Schaub at Tennessee, 10/23/11 (TD)
	Corey Bradford from David Carr at Miami, 9/7/03 (TD)
76	DeAndre Hopkins from Ryan Fitzpatrick vs. Washington, 9/7/14 (TD)

Longest Reception, Opponent

96	Calvin Johnson vs. Detroit, 10/19/08 (TD)
94	Robert Woods at Los Angeles, 11/12/17 (TD)
84	Troy Edwards vs. Jacksonville, 10/28/03 (TD)
83	Lee Evans vs. Buffalo, 11/19/06 (TD)
81	Justin Blackmon vs. Jacksonville, 11/18/12 (TD)

RECEIVING AVERAGE

Average Gain, Career (200 receptions)

13.6	DeAndre Hopkins, 2013-19
13.4	Andre Johnson, 2003-14
12.5	Kevin Walter, 2006-12
12.0	Owen Daniels, 2006-13

Average Gain, Season (32 receptions)

17.7	André Davis, 2007
15.9	DeAndre Hopkins, 2014
15.5	Andre Johnson, 2009
15.5	Corey Bradford, 2002
15.4	DeAndre Hopkins, 2013
Average Gain, Game (min. 3 receptions)	
30.5	Andre Johnson at Buffalo, 11/16/03 (4-122)
28.7	Andre Johnson at Detroit, 9/19/04 (3-86)
28.0	DeAndre Hopkins at Seattle, 10/29/17 (8-224)
27.3	Jabar Gaffney at Chicago, 12/19/04 (4-109)
26.5	Joel Dreessen at N.Y. Jets, 11/21/10 (4-106)

RECEIVING TOUCHDOWNS

Seasons Leading Team

8	Andre Johnson, 2003-04, 2006-10, 2013
5	DeAndre Hopkins, 2015-19
3	Corey Bradford, 2002-03, 2005

Consecutive Seasons Leading Team

5	Andre Johnson, 2006-10
5	DeAndre Hopkins, 2015-19

Career

64	Andre Johnson, 2003-14
51	DeAndre Hopkins, 2013-19
29	Owen Daniels, 2006-13
24	Kevin Walter, 2006-12
18	Corey Bradford, 2002-05

Season

13	DeAndre Hopkins, 2017
11	DeAndre Hopkins, 2018
	DeAndre Hopkins, 2015
9	Andre Johnson, 2009
8	Andre Johnson, 2010
	Andre Johnson, 2008
	Kevin Walter, 2008
	Andre Johnson, 2007

Season, Rookie

5	Owen Daniels, 2006
4	Jordan Thomas, 2018
	Andre Johnson, 2003

Game

3	Will Fuller V vs. Atlanta, 10/7/19
	DeAndre Hopkins vs. Kansas City, 10/8/17
	Andre Johnson vs. Indianapolis, 11/3/13

Game, Rookie

2	Jordan Thomas vs. Miami, 10/25/18
	Jaelen Strong vs. Indianapolis, 10/8/15
	Owen Daniels at Tennessee, 10/29/06
	Andre Johnson vs. Kansas City, 9/21/03

Game, Opponent

3	T.Y. Hilton vs. Indianapolis, 11/3/13
	Jordy Nelson vs. Green Bay, 10/14/12
	Vernon Davis vs. San Francisco, 10/25/09

TEXANS RECORDS - REGULAR SEASON INDIVIDUAL

Steve Smith at Carolina, 9/16/07

Terrell Owens at Dallas, 10/15/06

Derrick Mason at Tennessee, 10/12/03

Consecutive Games, Touchdowns

5 DeAndre Hopkins, 10/14/18 - 11/18/18

DeAndre Hopkins, 10/1/17 - 11/5/17

4 Arian Foster, 10/20/14 - 11/30/14

Andre Johnson, 12/13/10 - 9/18/11

Andre Johnson, 12/2/07 - 12/23/07

PUNTING

PUNTING

Seasons Leading Team

5 Shane Lechler, 2013-17

Chad Stanley, 2002-06

4 Matt Turk, 2007-10

Consecutive Seasons Leading Team

5 Shane Lechler, 2013-17

Chad Stanley, 2002-06

4 Matt Turk, 2007-10

PUNTS

Career

444 Chad Stanley, 2002-06

430 Shane Lechler, 2013-17

254 Matt Turk, 2007-11

88 Donnie Jones, 2012

Season

114 Chad Stanley, 2002

97 Chad Stanley, 2003

95 Shane Lechler, 2015

92 Shane Lechler, 2017

88 Shane Lechler, 2013

Donnie Jones, 2012

Game

11 Shane Lechler at Jacksonville, 12/17/17

Chad Stanley at Indianapolis, 12/1/02

10 Donnie Jones at Tennessee, 12/2/12

Brett Hartmann at Jacksonville, 11/27/11

Chad Stanley at Jacksonville, 12/7/03

Chad Stanley at Pittsburgh, 12/8/02

Chad Stanley at San Diego, 9/15/02

Chad Stanley vs. Dallas, 9/8/02

Game, Opponent

11 Marquette King vs. Oakland, 11/17/13

10 Darren Bennett at San Diego, 9/15/02

9 6 times, last Colton Schmidt vs. Buffalo, 9/28/14

Longest Punt

71 Shane Lechler vs. Indianapolis, 10/9/14

Bryan Anger vs. Carolina, 9/29/19

69 Brett Hartmann at Miami, 9/18/11

66 Donnie Jones at Denver, 9/23/12

Brett Hartmann vs. Atlanta, 12/4/11

65 Shane Lechler at Oakland, 9/14/14

Shane Lechler at Arizona, 11/10/13

Donnie Jones vs. Minnesota, 12/23/12

Longest Punt, Opponent

75 Mat McBriar at Dallas, 10/15/06

74 Sam Koch vs. Baltimore, 11/9/08

70 Brett Kern at Tennessee, 12/2/12

Brandon Fields vs. Miami, 9/18/11

PUNT AVERAGE

Career (250 punts)

47.6 Shane Lechler, 2013-17

42.3 Matt Turk, 2007-11

41.0 Chad Stanley, 2002-06

Season (40 punts)

49.0 Shane Lechler, 2017

47.6 Shane Lechler, 2013

47.5 Shane Lechler, 2016

47.3 Shane Lechler, 2015

47.2 Donnie Jones, 2012

46.3 Shane Lechler, 2014

Game (4 punts)

58.9 Shane Lechler at Arizona, 11/10/13 (7 punts)

54.5 Shane Lechler vs. Indianapolis, 10/9/14 (4 punts)

54.2 Donnie Jones at Denver, 9/23/12 (5 punts)

53.0 Shane Lechler at Seattle, 10/29/17 (5 punts)

52.8 Brett Hartmann vs. Atlanta, 12/4/11 (5 punts)

Game, Opponent (4 punts)

56.8 Shane Lechler at Oakland, 12/3/06 (4 punts)

Mat McBriar at Dallas, 10/15/06 (4 punts)

53.9 Brett Nortman at Carolina, 9/20/15 (7 punts)

53.4 Shane Lechler vs. Oakland, 10/4/09 (8 punts)

52.8 Mike Scifres at San Diego, 10/28/07 (5 punts)

52.2 Bryan Anger at Jacksonville, 9/16/12 (9 punts)

PUNTS HAD BLOCKED

Consecutive Punts, None Blocked

327 Chad Stanley, 2002-06

324 Shane Lechler, 2014-17 (current)

254 Matt Turk, 2007-11

99 Shane Lechler, 2013-14

Punts Had Blocked, Career

2 Chad Stanley, 2002-06

1 Shane Lechler, 2013-15

Punts Had Blocked, Season

2 Chad Stanley, 2002

1 Shane Lechler, 2014

PUNTS INSIDE THE 20

TEXANS RECORDS - REGULAR SEASON INDIVIDUAL

Career

147	Shane Lechler, 2013-17
135	Chad Stanley, 2002-06
88	Matt Turk, 2007-11

Season

36	Trevor Daniel, 2018
36	Chad Stanley, 2002
36	Chad Stanley, 2003
34	Shane Lechler, 2013
32	Shane Lechler, 2017

Game

6	Chad Stanley vs. Dallas, 9/8/02
5	Shane Lechler vs. Indianapolis, 11/5/17
	Shane Lechler vs. Tennessee, 9/15/13
	Donnie Jones at Tennessee, 12/2/12
	Chad Stanley at San Francisco, 1/1/06

Game, Opponent

6	Brett Kern at Tennessee, 12/29/13
	Andy Lee vs. Arizona, 11/19/17
5	Sam Koch vs. Baltimore, 12/13/10
	Mike Scifres at San Diego, 10/28/07
	Craig Hentrich vs. Tennessee, 12/10/06

PUNT RETURNS

PUNT RETURNS

Seasons Leading Team

5	Jacoby Jones, 2007-11
3	Keshawn Martin, 2012-14
2	J.J. Moses, 2003-04

Career

179	Jacoby Jones, 2007-11
86	Keshawn Martin, 2012-15
72	J.J. Moses, 2003-04

Season

49	Jacoby Jones, 2011
39	Jacoby Jones, 2009
39	Keshawn Martin, 2013
36	Keith Mumphery, 2015
	J.J. Moses, 2003, 04
	Jermaine Lewis, 2002

Season, Rookie

36	Keith Mumphery, 2015
30	Jacoby Jones, 2007
27	Tyler Ervin, 2016
22	Keshawn Martin, 2012
12	Jerome Mathis, 2005

Game

7	Keshawn Martin vs. Oakland, 11/17/13
	Jacoby Jones at Jacksonville, 11/27/11
	Jacoby Jones vs. Oakland, 10/4/09

6	Trindon Holliday at Jacksonville, 9/16/12
	Keith Mumphery at Carolina, 9/20/15

Game, Opponent

6	Patrick Peterson at Arizona, 11/10/13
	Marcus Sherels vs. Minnesota, 12/23/12
	Darius Reynaud at Tennessee, 12/2/12
	David Allen at Jacksonville, 12/7/03
	Antwaan Randle El at Pittsburgh, 12/8/02
	Troy Walters at Indianapolis, 12/1/02

FAIR CATCHES

Career

60	Jacoby Jones, 2007-11
55	Keshawn Martin, 2012-14
34	Tyler Ervin, 2016-18
20	J.J. Moses, 2003-04

Season

24	Keshawn Martin, 2014
21	Keshawn Martin, 2013
17	Jacoby Jones, 2008
	Jermaine Lewis, 2002
15	Jacoby Jones, 2010

Game

4	Keshawn Martin vs. Indianapolis, 10/9/14
	Keshawn Martin at Tennessee, 12/29/13
	Dexter Wynn vs. Buffalo, 11/19/06
	Jermaine Lewis vs. Dallas, 9/8/02

Game, Opponent

5	Dante Hall vs. Kansas City, 9/21/03
4	7 times, last by Ace Sanders vs. Jacksonville, 11/24/2013

PUNT RETURN YARDS GAINED

Seasons Leading Team

5	Jacoby Jones, 2007-11
3	Keshawn Martin, 2012-14
2	J.J. Moses, 2003-04

Career

1,820	Jacoby Jones, 2007-11
766	Keshawn Martin, 2012-15
553	J.J. Moses, 2003-04
496	Tyler Ervin, 2016-18

Season

518	Jacoby Jones, 2011
427	Jacoby Jones, 2009
386	Jacoby Jones, 2008

Season, Rookie

286	Jacoby Jones, 2007
280	Keith Mumphery, 2015
267	Keshawn Martin, 2012
261	Tyler Ervin, 2016

Game

TEXANS RECORDS - REGULAR SEASON INDIVIDUAL

125	Keshawn Martin vs. Oakland, 11/17/13
100	Jacoby Jones at Arizona, 10/11/09
92	Avion Black vs. Baltimore, 12/15/02
91	Jacoby Jones at Jacksonville, 11/27/11
	Jacoby Jones vs. Indianapolis, 9/11/11

Game, Opponent

93	Tandon Doss at Baltimore, 9/22/13
81	DeAnthony Thomas vs. Kansas City, 9/13/15
80	Johnnie Lee Higgins at Oakland, 12/21/08
	Adam Jones at Tennessee, 12/11/05
76	Marcus Thigpen vs. Miami, 9/9/12

Longest Punt Return

87	Keshawn Martin vs. Oakland, 11/17/13
79t	Jacoby Jones vs. Indianapolis, 9/11/11
76	Avion Black vs. Baltimore, 12/15/02
74	Jacoby Jones vs. Indianapolis, 9/23/07
73t	Jacoby Jones vs. Cincinnati, 10/26/08

PUNT RETURN AVERAGE

Career (75 returns)

10.2	Jacoby Jones, 2007-11
8.9	Keshawn Martin, 2012-14

Season (20 returns)

12.14	Keshawn Martin, 2012
12.06	Jacoby Jones, 2008
10.92	Jacoby Jones, 2009
9.67	Tyler Ervin, 2016

Season, rookie (20 returns)

12.1	Keshawn Martin, 2012
9.7	Tyler Ervin, 2016

Game (3 returns)

30.7	Avion Black vs. Baltimore, 12/15/02
30.3	Jacoby Jones vs. Indianapolis, 9/11/11
21.8	Jacoby Jones vs. Miami, 10/12/08
20.0	Jacoby Jones at Arizona, 10/11/09

Game, Opponent (3 returns)

26.7	Adam Jones at Tennessee, 12/11/05
22.3	Griff Whalen at Indianapolis, 12/16/13
19.7	Adam Jones at Tennessee, 10/29/06

PUNT RETURN TOUCHDOWNS

Career

3	Jacoby Jones, 2007-11
1	Keshawn Martin, 2012-15
	Avion Black, 2002
	Will Fuller V, 2016-2018

Season

2	Jacoby Jones, 2008
1	Keshawn Martin, 2013
	Jacoby Jones, 2011
	Avion Black, 2002
	Will Fuller V, 2016

Game

1	Will Fuller V vs. Tennessee, 10/2/16 (67 yards)
	Keshawn Martin vs. Oakland, 11/17/13 (87)
	Jacoby Jones vs. Indianapolis, 9/11/11 (79)
	Jacoby Jones vs. Cincinnati, 10/26/08 (73)
	Jacoby Jones vs. Miami, 10/12/08 (70)
	Avion Black vs. Baltimore, 12/15/02 (76)

Game, Opponent

1	Tyreek Hill vs. Kansas City, 10/8/17 (82 yards)
	Tandon Doss at Baltimore, 9/22/13 (82)
	Marcus Thigpen vs. Miami, 9/9/12 (72)
	Johnnie Lee Higgins at Oakland, 12/21/08 (80)
	Adam Jones at Tennessee, 10/29/06 (53)
	Adam Jones at Tennessee, 12/11/05 (52)
	Dante Hall vs. Kansas City, 9/21/03 (73)

KICKOFF RETURNS

KICKOFF RETURNS

Seasons Leading Team

3	André Davis, 2007-09
2	Keshawn Martin, 2012-13
	J.J. Moses, 2003-04

Career

117	J.J. Moses, 2003-04
108	André Davis, 2007-09
72	Jerome Mathis, 2005-07
68	Keshawn Martin, 2012-15

Season

59	J.J. Moses, 2004
58	J.J. Moses, 2003
54	Jerome Mathis, 2005

Season, Rookie

54	Jerome Mathis, 2005
31	Keshawn Martin, 2012
20	Vernand Morency, 2005

Game

8	Dexter Wynn at New England, 12/17/06
7	10x - last: Jacoby Jones at Indianapolis, 11/1/2010

Game, Opponent

7	Devin Moore vs. Indianapolis, 9/12/10
	Reggie Swinton vs. Arizona, 12/18/05
	Doug Gabriel vs. Oakland, 10/3/04

KICKOFF RETURN YARDS

Seasons Leading Team

3	André Davis, 2007-09
2	Keshawn Martin, 2012-13
	J.J. Moses, 2003-04
	Danieal Manning, 2011, 2014

Career

TEXANS RECORDS - REGULAR SEASON INDIVIDUAL

2,743	André Davis, 2007-09
2,658	J.J. Moses, 2003-04
2,054	Jerome Mathis, 2005-07
1,707	Keshawn Martin, 2012-15
Season	
1,542	Jerome Mathis, 2005
1,355	J.J. Moses, 2003
1,303	J.J. Moses, 2004
Season, Rookie	
1,542	Jerome Mathis, 2005
741	Keshawn Martin, 2012
437	Vernand Morency, 2005
Game	
266	Jerome Mathis vs. Kansas City, 11/20/05
266	Jerome Mathis vs. Indianapolis, 10/23/05
234	André Davis vs. Jacksonville, 12/30/07
233	Jerome Mathis vs. Indianapolis, 9/23/07
186	J.J. Moses at Cincinnati, 11/9/03
Game, Opponent	
233	David Reed vs. Baltimore, 12/13/10
199	Doug Gabriel vs. Oakland, 10/3/04
196	Jacoby Jones vs. Baltimore, 10/21/12
187	Danieal Manning vs. Chicago, 12/28/08
176	Ted Ginn Jr. vs. Miami, 10/7/07
Longest, Game (All TDs)	
104	André Davis vs. Jacksonville, 12/30/07
99	Jerome Mathis vs. Kansas City, 11/20/05
97	André Davis vs. Jacksonville, 12/30/07
97	André Davis vs. Tampa Bay, 12/9/07
95	Jacoby Jones vs. Oakland, 10/4/09
Longest, Game, Opponent (ALL TDS)	
103	David Reed vs. Baltimore, 12/13/10
101	Deji Karim at Indianapolis, 12/30/12
100	Joe McKnight at N.Y. Jets, 10/8/12
99	Eddie Drummond at Detroit, 9/19/04
95	André Davis at Cleveland, 10/20/02

KICKOFF RETURN AVERAGE

Career (75 returns)	
25.4	André Davis, 2007-09
22.7	J.J. Moses, 2003-04
Season (20 returns)	
30.3	André Davis, 2007
28.6	Jerome Mathis, 2005
26.6	Jacoby Jones, 2009
Season, Rookie (20 returns)	
28.6	Jerome Mathis, 2005
23.1	Keshawn Martin, 2012
Game (3 returns)	
46.8	André Davis vs. Jacksonville, 12/30/07
38.0	Jerome Mathis vs. Kansas City, 11/20/05
38.0	Jerome Mathis vs. Indianapolis, 10/23/05

37.0 Jerome Mathis at Oakland, 12/3/06

Game, Opponent (3 returns)

53.0	Deji Karim at Indianapolis, 12/30/12
42.0	André Davis at Cleveland, 10/20/02
39.3	Eddie Drummond at Detroit, 9/19/04
38.8	David Reed vs. Baltimore, 12/13/10

KICKOFF RETURN TOUCHDOWNS

Career

3	André Davis, 2007
	Jerome Mathis, 2005-07
1	Jacoby Jones, 2007-11

Season

3	André Davis, 2007
2	Jerome Mathis, 2005
1	Jacoby Jones, 2009
	Jerome Mathis, 2007

Rookie, Season

2	Jerome Mathis, 2005
---	---------------------

Game

*2	André Davis vs. Jacksonville, 12/30/07 (104 and 97 yards)
1	Jacoby Jones vs. Oakland, 10/4/09 (95)
	André Davis vs. Tampa Bay, 12/9/07 (97)
	Jerome Mathis vs. Indianapolis, 9/23/07 (94)
	Jerome Mathis vs. Kansas City, 11/20/05 (99)
	Jerome Mathis vs. Indianapolis, 10/23/05 (89)

* Tied NFL record

Game, Opponent

1	Deji Karim at Indianapolis, 12/30/12 (101 yards)
	Joe McKnight at N.Y. Jets, 10/8/12 (100)
	David Reed vs. Baltimore, 12/13/10 (103)
	Ellis Hobbs at New England, 12/17/06 (93)
	Eddie Drummond at Detroit, 9/19/04 (99)
	André Davis at Cleveland, 10/20/02 (95)

BLOCKED PUNTS

BLOCKED PUNTS

Career

2	Bryan Braman, 2011-13
	Ramon Walker, 2002-05
1	Alfred, Blue, 2014-18
	Tyrell Adams, 2018
	Antwan Peek, 2003-05
	Jimmy McClain, 2002

Season

2	Bryan Braman, 2012
1	Ramon Walker, 2005
	Antwan Peek, 2004
	Ramon Walker, 2003

TEXANS RECORDS - REGULAR SEASON INDIVIDUAL

Jimmy McClain, 2002

Alfred Blue, 2014

Tyrell Adams, 2018

Game

1 Alfred Blue vs. Washington, 9/7/14

Tyrell Adams vs. Buffalo, 10/14/18

Bryan Braman vs. Indianapolis, 12/16/12

Bryan Braman vs. Green Bay, 10/14/12

Ramon Walker at San Francisco, 1/1/06

Antwan Peek at Denver, 11/7/04

Ramon Walker vs. New England, 11/23/03

Jimmy McClain at Washington, 12/22/02

Game, Opponent

1 Demontre Moore at N.Y. Giants, 9/21/14

Randy Starks vs. Tennessee, 11/28/04

Rocky Boiman vs. Tennessee, 12/29/02

Eric Westmoreland at Jacksonville, 10/27/02

BLOCKED PUNT RETURNS

Career

1 **Brennan Scarlett, 2016-18**

Alfred Blue, 2014-18

DeVier Posey, 2012-14

Bryan Braman, 2011-13

Jonathan Wells, 2002-05

Kevin Williams, 2002

Season

1 **Brennan Scarlett, 2018**

Alfred Blue, 2014

DeVier Posey, 2012

Bryan Braman, 2012

Jonathan Wells, 2002

Kevin Williams, 2002

Game

1 **Brennan Scarlett vs. Buffalo Bills, 10/14/18**

Alfred Blue vs. Washington, 9/7/14 for TD

Bryan Braman vs. Indianapolis, 12/16/12 for TD

DeVier Posey vs. Green Bay, 10/14/12 for TD

Jonathan Wells at Denver, 11/7/04

Kevin Williams at Washington, 12/22/02 for TD

SPECIAL TEAMS TOUCHDOWNS

SPECIAL TEAMS TOUCHDOWNS

Career

4 Jacoby Jones, 2007-11

3 André Davis, 2007-09

Jerome Mathis, 2005-07

Season

3 André Davis, 2007

2 Jerome Mathis, 2005

Jacoby Jones, 2008

Game

*2 André Davis vs. Jacksonville, 12/30/07
(104 yards KR and 97 KR)

1 Will Fuller V vs. Tennessee, 10/2/16 (67 PR)

Alfred Blue vs. Washington, 9/7/14 (5 BP)

Keshawn Martin vs. Oakland, 11/17/13 (87 PR)

Bryan Braman vs. Indianapolis, 12/16/12 (8 BP)

Devier Posey vs. Green Bay, 10/14/12 (0 BP)

Jacoby Jones vs. Indianapolis, 9/11/11 (79 PR)

Jacoby Jones vs. Oakland, 10/4/09 (95 KR)

Jacoby Jones vs. Cincinnati, 10/26/08 (73 PR)

Jacoby Jones vs. Miami, 10/12/08 (70 PR)

André Davis vs. Tampa Bay, 12/9/07 (97 KR)

Jerome Mathis vs. Indianapolis, 9/23/07 (94 KR)

Jerome Mathis vs. Kansas City, 11/20/05 (99 KR)

Jerome Mathis vs. Indianapolis, 10/23/05 (89 KR)

Kevin Williams at Washington, 12/22/02 (0 BP)

Avion Black vs. Baltimore, 12/15/02 (76 PR)

* Tied NFL record

INTERCEPTIONS

INTERCEPTIONS

Seasons Leading Team

2 Kareem Jackson, 2012, 2014 (tied)

Dunta Robinson, 2004, 2006 (tied)

Career

16 Kareem Jackson, 2010-18

Johnathan Joseph, 2011-18

13 Dunta Robinson, 2004-08

12 Andre Hal, 2014-18

11 Marcus Coleman, 2002-05

Aaron Glenn, 2002-04

9 Quintin Demps, 2010-16

8 Brian Cushing, 2009-17

7 Jason Allen, 2010-11

6 A.J. Bouye, 2013-16

Season

7 Marcus Coleman, 2003

6 Dunta Robinson, 2004

Quintin Demps, 2016

5 Aaron Glenn, 2004

Aaron Glenn, 2002

Season, Rookie

6 Dunta Robinson, 2004

4 Brian Cushing, 2009

3 **Justin Reid, 2018**

Fred Bennett, 2007

TEXANS RECORDS - REGULAR SEASON INDIVIDUAL

2	Kareem Jackson, 2010
Game	
3	Glover Quin vs. Tennessee, 11/28/10
2	11x - last: Johnathan Joseph vs. Cleveland, 10/15/2017
Game, Opponent	
2	14x - last: Mike Adams vs. Indianapolis, 10/8/2015
Consecutive Games With An Interception	
4	Quintin Demps, 12/11/16-1/1/17

INTERCEPTION YARDS

Seasons Leading Team	
3	Johnathan Joseph, 2012-13, 2017
1	13 times, last by Quintin Demps, 2016
Gained, Career	
410	Johnathan Joseph, 2011-18
336	Kareem Jackson, 2010-18
221	Aaron Glenn, 2002-04
217	Marcus Coleman, 2002-05
162	Dunta Robinson, 2004-09
Season	
181	Aaron Glenn, 2002
146	Dunta Robinson, 2004
128	Justin Reid, 2018
121	Bernard Pollard, 2009
120	A.J. Bouye, 2014
116	Marcus Coleman, 2004
Season, Rookie	
146	Dunta Robinson, 2004
128	Justin Reid, 2018
47	Fred Bennett, 2007
28	Dylan Cole, 2017
26	Brian Cushing, 2009
Game	
135	Aaron Glenn at Pittsburgh, 12/8/02
102	Marcus Coleman at Kansas City, 9/28/04
101	Justin Reid at Washington, 11/18/18
95	Marlon McCree vs. Tennessee, 12/21/03
Game, Opponent	
102	Artrell Hawkins vs. Cincinnati, 11/3/02
99	Cortland Finnegan vs. Tennessee, 9/21/08
98	Alec Ogletree vs. St. Louis, 10/13/13
Longest Return	
102t	Marcus Coleman at Kansas City, 9/26/04
101t	Justin Reid at Washington, 11/18/18
95t	Marlon McCree vs. Tennessee, 12/21/03
86	Brice McCain at N.Y. Jets, 10/8/12
82t	Johnathan Joseph vs. Cleveland, 10/15/17
80t	J.J. Watt vs. Buffalo Bills, 9/28/14
Longest Return, Opponent (All TDs)	
102	Artrell Hawkins vs. Cincinnati, 11/3/02
99	Cortland Finnegan vs. Tennessee, 9/21/08
98	Alec Ogletree vs. St. Louis, 10/13/13

91	Darius Butler vs. New England, 1/3/10
----	---------------------------------------

INTERCEPTIONS RETURNED FOR TOUCHDOWN

Interceptions Returned For Touchdowns Career	
4	Johnathan Joseph, 2011-18
3	Kareem Jackson, 2010-18
2	Aaron Glenn, 2002-04
Season	
2	Aaron Glenn, 2002
1	21x - last: Zach Cunningham, 2018
Game	
2	Aaron Glenn vs. Pittsburgh, 12/8/02

PASS DEFENSE

PASSES DEFENSED

Seasons Leading Team	
6	Johnathan Joseph, 2011; 2013-15; 2018-19
3	Dunta Robinson, 2004-06
2	Marcus Coleman, 2002-03
	Glover Quin, 2009-10
Career	
113	Johnathan Joseph, 2011-19
88	Kareem Jackson, 2010-18
63	Dunta Robinson, 2004-09
56	Marcus Coleman, 2002-05
54	J.J. Watt, 2011-19
47	Glover Quin, 2009-12
Season	
22	Johnathan Joseph, 2015
	Marcus Coleman, 2003
	Marcus Coleman, 2002
19	Jacques Reeves, 2008
	Dunta Robinson, 2004
18	Aaron Glenn, 2002
17	Kareem Jackson, 2012; 2018
Game	
6	Aaron Glenn vs. Dallas, 9/8/02
5	4x - last: Johnathan Joseph vs. Tampa Bay, 9/27/15

TACKLES AND SACKS

TOTAL TACKLES

Career	
664	Brian Cushing, 2009-17
636	DeMeco Ryans, 2006-11
556	Kareem Jackson, 2010-18
479	J.J. Watt, 2011-19
469	Johnathan Joseph, 2011-2019
442	Jamie Sharper, 2002-04

TEXANS RECORDS - REGULAR SEASON INDIVIDUAL

Season

166	Jamie Sharper, 2003
156	DeMeco Ryans, 2006
139	Jamie Sharper, 2004
137	Jay Foreman, 2002
	Jamie Sharper, 2002

Game

17	Brian Cushing at N.Y. Giants, 9/21/14
	Jamie Sharper at Tampa Bay, 12/14/03
	Jamie Sharper at Cincinnati, 11/9/03
16	Benardrick McKinney at New England, 9/22/16
	Jay Foreman vs. New England, 11/23/03

SOLO TACKLES

Solo Tackles, Career

479	DeMeco Ryans, 2006-11
461	Kareem Jackson, 2010-18
424	Brian Cushing, 2009-16
389	Johnathan Joseph, 2011-19
339	J.J. Watt, 2011-19
332	Dunta Robinson, 2004-09

Solo Tackles, Season

126	DeMeco Ryans, 2006
107	Jamie Sharper, 2003
101	Jay Foreman, 2003
	Jay Foreman, 2002

Solo Tackles, Game

14	DeMeco Ryans at Oakland, 12/3/06
	Jay Foreman vs. New England, 11/23/03
13	Glover Quin at Jacksonville, 11/14/10
	Xavier Adibi at Indianapolis, 11/16/08
	DeMeco Ryans at N.Y. Jets, 11/26/06

SACKS

Seasons Leading Team

5	J.J. Watt, 2012-15, 2018
4	Mario Williams, 2007-10
1	8x - last: Jadeveon Clowney, 2017

Career

96.0	J.J. Watt, 2011-19
53.0	Mario Williams, 2006-11
48.0	Whitney Mercilus, 2012-19
29.0	Jadeveon Clowney, 2014-18
27.5	Antonio Smith, 2009-13, 2016

Season

20.5	J.J. Watt, 2014
	J.J. Watt, 2012
17.5	J.J. Watt, 2015
16.0	J.J. Watt, 2018
14	Mario Williams, 2007
12	Mario Williams, 2008
	Whitney Mercilus, 2015

11.5 Connor Barwin, 2011

FUMBLES

FUMBLES LOST

Career

22	David Carr, 2002-06
14	Matt Schaub, 2007-13
11	Arian Foster, 2009-15
9	Tom Savage, 2014-17
8	Domanick Williams#, 2003-05
7	Andre Johnson, 2003-14
	Steve Slaton, 2008-10
	Deshaun Watson, 2017-19

Season

21	David Carr, 2002
17	David Carr, 2005
16	David Carr, 2006
10	Matt Schaub, 2008
	David Carr, 2004

Game

3	8x - last: Sage Rosenfels vs. Indianapolis, 10/5/2008
---	---

FUMBLES FORCED

Career

23	J.J. Watt, 2011-19
13	Whitney Mercilus, 2012-19
11	Mario Williams, 2006-11
9	Brian Cushing, 2009-17
7	Antonio Smith, 2009-13
6	Dunta Robinson, 2004-09
	DeMeco Ryans, 2006-11
	Jamie Sharper, 2002-04

Season

7	J.J. Watt, 2018
4	Whitney Mercilus, 2019
	J.J. Watt, 2014
	J.J. Watt, 2013
	J.J. Watt, 2012
	Bernard Pollard, 2010
	Mario Williams, 2008
	Shantee Orr, 2005

Game

2	Whitney Mercilus vs. Jacksonville, 9/15/19
	J.J. Watt at Indianapolis, 9/30/18
	Johnathan Joseph at Oakland, 9/14/14
	J.J. Watt at Arizona, 11/10/13
	Brian Cushing at Indianapolis, 12/22/11
	Brian Cushing at Cincinnati, 10/18/09
	Shantee Orr vs. Jacksonville, 12/24/05

TEXANS RECORDS - REGULAR SEASON INDIVIDUAL

Eric Brown vs. Indianapolis, 12/28/03

Jamie Sharper at Buffalo, 11/16/03

OWN FUMBLES RECOVERED

Career

28	David Carr, 2002-06
11	Matt Schaub, 2007-13
7	Deshaun Watson, 2017-19
6	Chester Pitts, 2002-09
4	Ryan Fitzpatrick, 2014
	Duane Brown, 2008-14
	Arian Foster, 2009-14
	Andre Johnson, 2003-14
	Jacoby Jones, 2007-11

Season

12	David Carr, 2002
6	David Carr, 2005
5	David Carr, 2006
4	Ryan Fitzpatrick, 2014
	Matt Schaub, 2008
	David Carr, 2004

Game

2	Wade Smith at Baltimore, 10/16/11
	David Carr vs. Kansas City, 11/20/05
	David Carr at Detroit, 9/19/04
	David Carr at Washington, 12/22/02
	David Carr at Pittsburgh, 12/8/02
	Deshaun Watson vs. Atlanta, 10/7/19

OPPONENTS' FUMBLES RECOVERED

Career

15	J.J. Watt, 2011-19
8	DeMeco Ryans, 2006-10
7	Whitney Mercilus, 2012-19
5	Jadeveon Clowney, 2014-18
	Morlon Greenwood, 2005-07
4	Tim Dobbins, 2011-13
	C.C. Brown, 2005-08
	Jamie Sharper, 2002-04

Season

5	J.J. Watt, 2014
4	Tim Dobbins, 2012
3	DeMeco Ryans, 2008
	DeMeco Ryans, 2007
	C.C. Brown, 2007
	Morlon Greenwood, 2006
	Jamie Sharper, 2002

Game

2	J.J. Watt at Arizona, 11/10/13
	DeMeco Ryans vs. Tennessee, 10/21/07

FUMBLE RETURN YARDS

Career Return Yards

102	DeMeco Ryans, 2006-11
73	Johnathan Joseph, 2010-18
71	Jadeveon Clowney, 2014-18
68	J.J. Watt, 2011-18
66	Antwan Peek, 2003-06
60	Charlie Anderson, 2004-07

Longest Fumble Return

66	Antwan Peek at Jacksonville, 12/26/04 (TD)
60	Charlie Anderson at Chicago, 12/19/04 (TD)
58	DeMarcus Faggins at Oakland, 12/3/06 (TD)

FUMBLES RETURNED FOR TOUCHDOWNS

Career

2	Jadeveon Clowney, 2014-18
---	---------------------------

Season

1	17x - last: Jadeveon Clowney, 2018
---	------------------------------------

Game

1	17x - last: Jadeveon Clowney, 0 yards at Indianapolis, 9/30/18
---	--

SCORING

SCORING

Seasons Leading Team

8	Kris Brown, 2002-09
3	Ka'imi Fairbairn, 2017-19
2	Neil Rackers, 2010-11
2	Randy Bullock, 2013-14

Consecutive Seasons Leading Team

8	Kris Brown, 2002-09
3	Ka'imi Fairbairn, 2017-19
2	Neil Rackers, 2010-11
2	Randy Bullock, 2013-14

POINTS

Career

767	Kris Brown, 2002-09
410	Arian Foster, 2009-14
388	Andre Johnson, 2003-14
310	DeAndre Hopkins, 2013-19
305	Ka'imi Fairbairn, 2017-19
259	Neil Rackers, 2010-11

Season

150	Ka'imi Fairbairn, 2018
138	Shayne Graham, 2012
135	Neil Rackers, 2011
130	Randy Bullock, 2014
127	Nick Novak, 2016

Points, No Touchdowns, Season

150	Ka'imi Fairbairn, 2018
-----	------------------------

TEXANS RECORDS - REGULAR SEASON INDIVIDUAL

138	Shayne Graham, 2012
135	Neil Rackers, 2011
130	Randy Bullock, 2014
127	Nick Novak, 2016
Points, No Touchdowns, Career	
767	Kris Brown, 2002-09
259	Neil Rackers, 2010-11
305	Ka'imi Fairbairn, 2017-19
253	Randy Bullock, 2013-15
Seasons, 100 or More Points	
4	Kris Brown, 2005, 2007-09
2	Randy Bullock, 2013-14
	Arian Foster, 2010, 2012
	Neil Rackers, 2010-11
Season, Rookie	
60	Steve Slaton, 2008
48	Domanick Williams#, 2003
30	Owen Daniels, 2006
24	Andre Johnson, 2003
	Wali Lundy, 2006
Game	
19	Randy Bullock vs. Baltimore, 12/21/14
18	Will Fuller V vs. Atlanta, 10/6/19
	DeAndre Hopkins vs. Kansas City, 10/8/17
	Arian Foster at Tennessee, 10/26/14
	Ben Tate vs. New England, 12/1/13
	Andre Johnson vs. Indianapolis, 11/3/13
	Arian Foster at Tennessee, 10/23/11
	Arian Foster vs. Indianapolis, 9/12/10
	Ryan Moats at Buffalo, 11/1/09
Game, Opponent	
26	Rob Bironas vs. Tennessee, 10/21/07
24	Shaun Alexander at Seattle, 10/16/05
Consecutive Games Scoring	
99	Kris Brown, 12/14/03 – 1/3/10
35	Randy Bullock, 9/9/13 – 9/27/15
32	Neil Rackers, 9/12/10 – 1/1/12
28	Kris Brown, 9/8/02 – 11/30/03
16	Ka'imi Fairbairn, 12/31/17 - 12/23/18
	Shayne Graham, 9/9/12 – 12/30/12
15	Nick Novak, 10/4/15 – 9/18/16
14	Ka'imi Fairbairn, 9/10/17 -12/17/17
12	Arian Foster, 12/18/11 – 11/11/12

TOUCHDOWNS

Seasons Leading Team

4	Andre Johnson, 2006-07, 2009, 2013
	Arian Foster, 2010-12, 2014
3	DeAndre Hopkins, 2015, 2017-19
	Domanick Williams#, 2003-05
# - Domanick Williams known as Domanick Davis prior to 2006.	

Consecutive Seasons Leading Team

3	Arian Foster, 2010-12
	Domanick Williams#, 2003-05
3	DeAndre Hopkins, 2017-19
	Andre Johnson, 2006-07
# - Domanick Williams known as Domanick Davis prior to 2006.	
Career	
68	Arian Foster, 2009-15
64	Andre Johnson, 2003-14
51	DeAndre Hopkins, 2013-19
29	Owen Daniels, 2006-13
28	Domanick Williams#, 2003-05
25	Kevin Walter, 2007-12
# - Domanick Williams known as Domanick Davis prior to 2006.	
Season	
18	Arian Foster, 2010
17	Arian Foster, 2012
14	Domanick Williams#, 2004
13	DeAndre Hopkins, 2017
	Arian Foster, 2014
12	Arian Foster, 2011
# - Domanick Williams known as Domanick Davis prior to 2006.	
Season, Rookie	
10	Steve Slaton, 2008
8	Domanick Williams#, 2003
5	Owen Daniels, 2006
# - Domanick Williams known as Domanick Davis prior to 2006.	
Game	
3	Will Fuller V vs. Atlanta, 10/6/19
	DeAndre Hopkins vs. Kansas City, 10/8/17
	Arian Foster at Tennessee, 10/26/14
	Ben Tate vs. New England, 12/1/13
	Andre Johnson vs. Indianapolis, 11/3/13
	Arian Foster at Tennessee, 10/23/11
	Arian Foster vs. Indianapolis, 9/12/10
	Ryan Moats at Buffalo, 11/1/09
Game, Opponent	
4	Shaun Alexander at Seattle, 10/16/05
3	11x - last: Devonta Freeman at Atlanta, 10/4/15
Game, Rookie	
2	10x - last: Jalen Strong vs. Indianapolis, 10/8/15
Game, Opponent, Rookie	
3	Devonta Freeman at Atlanta, 10/4/15
Consecutive Games Scoring Touchdowns	
11	Arian Foster, 12/18/11 – 11/11/12
9	Domanick Williams#, 11/7/04 – 1/2/05
7	Arian Foster, 10/5/14 – 12/7/14
6	Arian Foster, 10/23/11 - 12/4/11
5	DeAndre Hopkins, 10/1/17 - 11/5/17
	DeAndre Hopkins, 10/14/18 - 11/18/18
	Arian Foster, 10/17/10 – 11/14/10

TEXANS RECORDS - REGULAR SEASON INDIVIDUAL

POINTS AFTER TOUCHDOWNS

Seasons Leading Team

8	Kris Brown, 2002-09
3	Ka'imi Fairbairn, 2017-19
	Neil Rackers, 2010-11
	Randy Bullock, 2013-14

Attempted, Career

253	Kris Brown, 2002-09
83	Neil Rackers, 2010-11
105	Ka'imi Fairbairn, 2017-19
72	Randy Bullock, 2013-15

Attempted, Season

45	Shayne Graham, 2012
44	Kris Brown, 2009
43	Neil Rackers, 2010
41	Ka'imi Fairbairn, 2018
40	Randy Bullock, 2014
	Neil Rackers, 2011
	Kris Brown, 2007

Attempted, Game

7	Ka'imi Fairbairn vs. Tennessee, 10/1/17
6	Ka'imi Fairbairn vs. Miami, 10/25/18
	Randy Bullock vs. Tennessee, 11/30/14
	Kris Brown vs. Jacksonville, 12/30/07

Attempted, Game, Opponent

7	Mike Vanderjagt at Indianapolis, 11/14/04
6	Andrew Franks at Miami, 10/25/15
	Matt Bosher at Atlanta, 10/4/15
	Stephen Gostkowski at New England, 12/10/12
	Mason Crosby vs. Green Bay, 10/14/12
	Lawrence Tynes vs. Kansas City, 11/20/05
	Josh Brown at Seattle, 10/16/05
	Morten Anderson vs. Kansas City, 9/21/03

Consecutive Points After Touchdown, Career

132	Kris Brown, 11/5/06 – 1/3/10
116	Kris Brown, 9/8/02 – 10/29/06
69	Neil Rackers, 9/12/10 – 11/6/11
66	Randy Bullock, 9/9/13 – 12/28/14

Points After Touchdown Percentage, Career (250 attempts)

99.2	Kris Brown, 2002-09 (251-253)
------	-------------------------------

TWO-POINT CONVERSIONS

Two-Point Conversions, Career

2	Andre Johnson, 2003-14
---	------------------------

Two-Point Conversions, Season

1	17x - last: Ryan Griffin, 2017
---	--------------------------------

Two-Point Conversion, Game

1	17x - last: Ryan Griffin vs. Cleveland, 10/15/17
---	--

Two-Point Conversion, Game, Opponent

2	Lance Moore at New Orleans, 9/25/11
---	-------------------------------------

FIELD GOALS

Seasons Leading Team

8	Kris Brown, 2002-09
3	Ka'imi Fairbairn, 2017-19
2	Neil Rackers, 2010-11
2	Randy Bullock, 2013-14

Consecutive Seasons Leading Team

8	Kris Brown, 2002-09
3	Ka'imi Fairbairn, 2017-19
2	Neil Rackers, 2010-11
2	Randy Bullock, 2013-14

Attempted, Career

223	Kris Brown, 2002-09
76	Randy Bullock, 2013-15
68	Neil Rackers, 2010-11
85	Ka'imi Fairbairn, 2017-19

Attempted, Season

41	Nick Novak, 2016
42	Ka'imi Fairbairn, 2018
38	Shayne Graham, 2012
	Neil Rackers, 2011
37	Nick Novak, 2016
35	Randy Bullock, 2014
	Randy Bullock, 2013

Attempted, Game

7	Kris Brown at Miami, 9/7/03
6	Randy Bullock vs. Baltimore, 12/21/14
	Shayne Graham vs. Indianapolis, 12/16/12

Field Goals, Career

172	Kris Brown, 2002-09
61	Randy Bullock, 2013-15
59	Neil Rackers, 2010-11
70	Ka'imi Fairbairn, 2017-19

Field Goals, Season

37	Ka'imi Fairbairn, 2018
35	Nick Novak, 2016
32	Neil Rackers, 2011
31	Shayne Graham, 2012
30	Randy Bullock, 2014
29	Kris Brown, 2008

Field Goals, Game

6	Randy Bullock vs. Baltimore, 12/21/14
5	Ka'imi Fairbairn vs. Cleveland, 12/2/18
	Ka'imi Fairbairn at N.Y. Jets, 12/15/18
	Shayne Graham vs. Indianapolis, 12/16/12
	Kris Brown vs. Miami, 10/7/07
	Kris Brown at Baltimore, 12/4/05
	Kris Brown at Miami, 9/7/03
	Nick Novak at Indianapolis, 12/11/16

Field Goals, Game, Opponent

*8	Rob Bironas vs. Tennessee, 10/21/07
5	Harrison Butker vs. Kansas City, 10/8/17
	Billy Cundiff at Baltimore, 10/16/11

TEXANS RECORDS - REGULAR SEASON INDIVIDUAL

Rian Lindell at Buffalo, 9/11/05

Phil Dawson vs. Cleveland, 1/2/05

*NFL record

Consecutive Games Scoring Field Goals

19 Randy Bullock - 9/22/13 – 10/5/14

15 Neil Rackers, 11/1/10 – 10/9/11

10 Kris Brown, 11/13/05 – 9/17/06

9 Kris Brown, 10/25/09 – 12/27/09

Kris Brown, 9/8/02 – 11/10/02

Consecutive Field Goals Made

18 Neil Rackers, 12/13/10 – 10/2/11

16 Randy Bullock, 9/22/13 – 9/14/14

Nick Novak, 11/13/16 – 12/24/16

15 Kris Brown, 12/3/06 – 9/30/07

Kris Brown, 9/7/08 – 11/23/08

14 Ka'imi Fairbairn, 11/26/18 - 9/15/19

Shayne Graham, 9/9/12 – 10/21/12

Neil Rackers, 10/3/10 – 12/2/10

Longest Field Goal

57 Neil Rackers at Denver, 12/26/10

Kris Brown vs. Miami, 10/7/07

56 Kris Brown at Indianapolis, 11/8/09

55 Ka'imi Fairbairn vs. San Francisco, 12/10/17

Randy Bullock vs. Buffalo, 9/28/14

Longest Field Goal, Opponent

58 Kyle Brindza vs. Tampa Bay, 9/27/15

Will Lutz vs. New Orleans, 9/9/19

57 Kai Forbath vs. New Orleans, 11/29/15

56 Blair Walsh vs. Minnesota, 12/23/12

Field Goal Percentage, Career (min. 100 attempts)

77.1 Kris Brown, 2002-09

Field Goal Percentage, Season

90 Neil Rackers, 2010

88.1 Ka'imi Fairbairn, 2018

87.9 Kris Brown, 2008

86.2 Kris Brown, 2007

85.7 Nick Novak, 2015

85.4 Nick Novak, 2016

Most Field Goals, No Misses, Game

6 Randy Bullock vs. Baltimore, 12/21/14

5 Ka'imi Fairbairn vs. Cleveland, 12/2/18

Kris Brown vs. Miami, 10/7/07

Kris Brown at Baltimore, 12/4/05

Nick Novak at Indianapolis, 12/11/16

4 Ka'imi Fairbairn at New England, 10/8/17

Neil Rackers at New Orleans, 9/25/11

Kris Brown vs. Tennessee, 10/9/05

Nick Novak vs. Jacksonville, 12/18/16

Most Field Goals, No Misses, Game, Opponent

8 Rob Bironas vs. Tennessee, 10/21/07

5 Rian Lindell at Buffalo, 9/11/05

Phil Dawson vs. Cleveland, 1/2/05

Most Field Goals, 50 or More Yards, Career

14 Kris Brown, 2002-09

8 Ka'imi Fairbairn, 2017-19

7 Neil Rackers, 2010-11

5 Randy Bullock, 2013-14

Most Field Goals, 50 or More Yards, Season

5 Kris Brown, 2007

4 Randy Bullock, 2014

Shayne Graham, 2012

Neil Rackers, 2011

Ka'imi Fairbairn, 2018

3 Ka'imi Fairbairn, 2017

Neil Rackers, 2010

Nick Novak, 2016

Most Field Goals, 50 or More Yards, Game

*3 Kris Brown vs. Miami, 10/7/07

2 Nick Novak vs. Jacksonville, 1/3/16

Neil Rackers at Denver, 12/26/10

Randy Bullock vs. Buffalo, 9/28/14

*NFL record

SAFETIES

Career

1 J.J. Watt, 2011-18

Joe Mays, 2013

Connor Barwin, 2009-12

Zac Diles, 2007-10, 2014

Brian Cushing, 2009-17

Seth Payne, 2002-06

Jimmy McClain, 2002

Season

1 J.J. Watt, 2014

Joe Mays, 2013

Connor Barwin, 2012

Brian Cushing, 2009

Seth Payne, 2002

Jimmy McClain, 2002

Game

1 J.J. Watt vs. Jacksonville, 12/28/14

Joe Mays vs. Tennessee, 9/15/13

Connor Barwin vs. Baltimore, 10/21/12

Zac Diles at Jacksonville, 12/6/09

Brian Cushing vs. Oakland, 10/4/09

Jimmy McClain vs. Baltimore, 12/15/02

Seth Payne vs. Dallas, 9/2/02

Game, Opponent

1 Geno Atkins vs. Cincinnati, 11/23/14

Cory Redding at Indianapolis, 12/15/13

Elvis Dumervil at Denver, 9/23/12

SERVICE

TEXANS RECORDS - REGULAR SEASON INDIVIDUAL

SERVICE

Seasons

12	Andre Johnson, 2003-14
10	Duane Brown, 2008-17
10	Jon Weeks, 2010-19
9	Brian Cushing, 2009-16
9	Kareem Jackson, 2010-18
8	Owen Daniels, 2006-13
8	Chester Pitts, 2002-09
8	Kris Brown, 2002-09
9	Johnathan Joseph, 2011-19
9	J.J. Watt, 2011-19
8	Whitney Mercilus, 2012-19
7	Kevin Walter, 2006-12
7	Matt Schaub, 2007-13
7	Chris Myers, 2008-14
7	DeAndre Hopkins, 2013-19

Games Played

169	Andre Johnson, 2003-14
154	Jon Weeks, 2010-19
133	Duane Brown, 2008-17
132	Kareem Jackson, 2010-18
128	Kris Brown, 2002-09
127	Johnathan Joseph, 2011-19
114	Chester Pitts, 2002-09
112	Chris Myers, 2008-14
112	J.J. Watt, 2011-19

109 Kevin Walter, 2006-12

109 Whitney Mercilus, 2012-19

104 Brian Cushing, 2009-17

105 DeAndre Hopkins, 2013-19

100 Owen Daniels, 2006-13

Consecutive Games Played

154 Jon Weeks, 2010-19 (current)

128 Kris Brown, 2002-09

114 Chester Pitts, 2002-09

112 Chris Myers, 2008-14

91 Eric Winston, 2006-11

83 Steve McKinney, 2002-07

Starts

169 Andre Johnson, 2003-14

132 Duane Brown, 2008-17

124 Kareem Jackson, 2010-18

123 Johnathan Joseph, 2011-19

114 Chester Pitts, 2002-09

Chris Myers, 2008-14

Consecutive Starts

114 Chester Pitts, 2002-09

112 Chris Myers, 2008-14

86 Eric Winston, 2006-11

84 J.J. Watt, 2011-16

80 DeAndre Hopkins, 2013-17

77 Mario Williams, 2006-10

73 DeMeco Ryans, 2006-10

TEXANS RECORDS - REGULAR SEASON TEAM

WIN / LOSS

OVERALL WIN-LOSS RECORDS

WIN-LOSS RECORDS

Year	W	L	T	Pct.
2002	4	12	0	0.25
2003	5	11	0	0.313
2004	7	9	0	0.438
2005	2	14	0	0.125
2006	6	10	0	0.375
2007	8	8	0	0.5
2008	8	8	0	0.5
2009	9	7	0	0.563
2010	6	10	0	0.375
2011	10	6	0	0.625
2012	12	4	0	0.75
2013	2	14	0	0.125
2014	9	7	0	0.563
2015	9	7	0	0.563
2016	9	7	0	0.563
2017	4	12	0	0.25
2018	11	5	0	0.69
2019	6	4	0	0.66
Totals	127	155	0	0.45

HOME

Year	W	L	T	Pct.
2002	2	6	0	0.25
2003	3	5	0	0.375
2004	3	5	0	0.375
2005	2	6	0	0.25
2006	4	4	0	0.5
2007	6	2	0	0.75
2008	6	2	0	0.75
2009	4	4	0	0.5
2010	4	4	0	0.5
2011	5	3	0	0.625
2012	6	2	0	0.75
2013	1	7	0	0.125
2014	5	3	0	0.625
2015	5	3	0	0.625
2016	7	1	0	0.875
2017	3	5	0	0.375
2018	6	2	0	.71
2019	3	1	0	0.67
Totals	74	65	0	0.53

ROAD

Year	W	L	T	Pct.
2002	2	6	0	0.25
2003	2	6	0	0.25
2004	4	4	0	0.5
2005	0	8	0	0
2006	2	6	0	0.25
2007	2	6	0	0.25
2008	2	6	0	0.25
2009	5	3	0	0.625
2010	2	6	0	0.25
2011	5	3	0	0.625
2012	6	2	0	0.75
2013	1	7	0	0.125
2014	4	4	0	0.5
2015	4	4	0	0.5

2016	2	6	0	0.25
2017	1	7	0	0.125
2018	5	3	0	0.625
2019	3	3	0	0.60
Totals	52	90	0	0.37

GAMES WON

Consecutive Games Won

9	9/30/18 - 12/2/18
7	10/23/11 - 12/11/11
6	10/21/12 - 12/2/12
	12/13/09 - 9/19/10 (over two seasons)
5	12/20/15 - 9/18/16
	9/9/12 - 10/8/12

Games Won, Season

12	2012
11	2018
10	2011
9	2009, 2014, 2015, 2016
8	2007, 2008

Consecutive Games Won, SINGLE Season

9	9/30/18-12/2/18
7	10/23/11 - 12/11/11
6	10/21/12 - 12/2/12
5	9/9/12 - 10/8/12
4	11/1/15 - 11/29/15
	12/13/09 - 1/3/10
	11/23/08 - 12/14/08

Consecutive Games Won, Start of Season

5	2012
2	2007, 2010, 2011, 2013, 2014, 2016

Consecutive Games Won, End of Season

4	2009
3	2015
2	2006, 2014

Consecutive Home Games Won

6	1/3/16 - 10/30/16
5	10/7/18 - 12/2/18
4	10/21/12 - 12/16/12
	11/18/07 - 12/30/07

Consecutive Road Games Won

6	9/16/12 - 12/2/12
5	9/30/18 - 12/15/18
4	12/20/09 - 10/3/10
	10/23/11 - 12/11/11
3	10/26/14 - 12/7/14

Shutout Games Won, Season

1	2010: 20-0 vs. Tennessee, 11/28/10
	2004: 21-0 at Jacksonville, 12/26/04

GAMES LOST

Consecutive Games Lost

14	9/22/13 - 12/29/13
----	--------------------

TEXANS RECORDS - REGULAR SEASON TEAM

9	11/27/17 - 9/23/18
7	1/2/05 - 10/23/05
6	11/6/05 - 12/11/05
	12/7/03 - 9/19/04
5	12/24/05 - 9/24/06
	9/15/02 - 10/20/02
Games Lost, Season	
14	2013
	2005
12	2017
	2002
Consecutive Games Lost, Season	
14	9/22/13 - 12/29/13
6	11/27/17 - 12/31/17
	11/6/05 - 12/11/05
	9/11/05 - 10/23/05
	9/15/02 - 10/20/02
Consecutive Games Lost, Start of Season	
6	2005
4	2008
3	2018
2	2004, 2006, 2015
Consecutive Games Lost, End of Season	
14	2013
6	2017
4	2003
Consecutive Home Games Lost	
7	9/22/13 - 12/1/13
5	12/24/04 - 10/23/05
4	9/22/02 - 11/17/02
Consecutive Road Games Lost	
12	9/11/05 - 11/5/06
7	9/24/17 - 12/31/17
	9/22/13 - 12/29/13
6	11/1/10 - 12/26/10
Shutout Games Lost, Season	
1	2003: 27-0 at Jacksonville, 12/7/03
	2016: 27-0 at New England, 9/22/16

SCORING

TOUCHDOWNS

Most, Season	
46	2012
	2009
44	2010
43	2007
42	2018
41	2011
40	2017
Fewest, Season	
22	2002

25	2016
26	2005
28	2013
29	2003
Most, Game	
7	vs. Atlanta, 10/6/19
	vs. Tennessee, 10/1/17
6	vs. Miami, 10/25/18
	vs. Tennessee, 11/30/14
	vs. Jacksonville, 12/30/07
5	11x - last: at Seattle, 10/29/17
Most Allowed, Season	
52	2010
50	2005
48	2017
	2013
45	2008
Most Allowed, Game	
7	2x - last: at Atlanta, 10/4/15
6	7x - last: at Jacksonville, 12/17/17
Fewest Allowed, Season	
27	2011
36	2018
	2016
	2014
37	2015
38	2012
Fewest Allowed, Game	
0	21x - last: vs. Jacksonville 12/30/18

POINTS SCORED

Most Scored, Season	
416	2012
402	2018
390	2010
388	2009
381	2011
Most Scored, Game	
57	vs. Tennessee, 10/1/17
53	vs. Atlanta, 10/6/19
45	vs. Tennessee, 11/30/14
43	vs. Jacksonville (OT), 11/18/12
	vs. Baltimore, 10/21/12
42	vs. Miami, 10/25/18
	vs. Jacksonville, 12/30/07
Fewest Points Scored, Season	
213	2002
255	2003
260	2005
267	2006
276	2013
Fewest Points Scored, Game	

TEXANS RECORDS - REGULAR SEASON TEAM

0	at Jacksonville, 12/7/03
	at New England, 9/22/16
3	8x - last: at Indianapolis, 12/15/13
Most Points Scored, Season, Opponent	
436	2017
431	2005
428	2013
427	2010
394	2008
Most Points Scored, Game, Opponent	
49	at Indianapolis, 11/14/04
48	at Atlanta, 10/4/15
45	at Jacksonville, 12/17/17
	vs. Kansas City, 11/20/05
44	at Miami, 10/25/15
43	at Indianapolis, 9/17/06
Fewest Points Scored, Season, Opponent	
278	2011
307	2014
313	2015
316	2018
328	2016
Fewest Points Scored, Game, Opponent	
0	vs. Tennessee, 11/28/10
0	at Jacksonville, 12/26/04
3	at Jacksonville, 11/3/19
	vs. Jacksonville, 12/30/18
	vs. Kansas City, 9/9/07
5	at Chicago, 12/19/04
6	13x - last: vs. Jacksonville, 1/3/16
Most Points, Shutout Victory, Game	
21	at Jacksonville, 12/26/04
20	vs. Tennessee, 11/28/10
Fewest Points, Shutout Victory, Game	
20	vs. Tennessee, 11/28/10
21	at Jacksonville, 12/26/04
Most Points, Game, Both Teams	
85	Texans 53 vs. Atlanta 32, 10/6/19
80	Texans 43 vs. Jacksonville 37 (OT), 11/18/12
79	Texans 38 at Seattle 41, 10/29/17
76	Texans 34 vs. Kansas City 42, 10/8/17
74	Texans 36 vs. Tennessee 38, 10/21/07
73	Texans 33 at New Orleans 40, 9/25/11
71	Texans 57 vs. Tennessee 14, 10/1/17
	Texans 37 at Indianapolis 34 (OT), 9/30/18
70	Texans 42 vs. Jacksonville 28, 12/30/07
	Texans 26 at Miami 44, 10/25/15
Fewest Points, Game, Both Teams	
16	Texans 10 at Cincinnati 6, 11/16/15
	Texans 3 vs. Tennessee 13, 12/29/02
19	Texans 13 at Chicago 6, 11/11/12
	Texans 6 vs. Jacksonville 13, 11/24/13

	Texans 3 at Tampa Bay 16, 12/14/03
20	Texans 20 vs. Tennessee 0, 11/28/10
	Texans 14 vs. Cleveland 6, 12/31/06
Most Points in First Quarter	
17	vs. Indianapolis, 9/11/11
	vs. Seattle, 12/13/09
14	17x, last at Indianapolis, 9/30/18
Most Points in Second Quarter	
24	vs. Arizona, 12/18/05
	vs. Miami, 9/9/12
21	vs. Jacksonville, 12/30/07
20	at Kansas City, 10/13/19
	vs. Seattle, 9/29/13
	vs. Baltimore, 10/21/12
Most Points in Third Quarter	
17	vs. Atlanta, 10/6/19
	vs. Tennessee, 12/27/15
15	16x, last at Los Angeles Chargers, 9/22/2019
Most Points in Fourth Quarter	
29	vs. Tennessee, 10/21/07
22	at Buffalo, 11/1/09
21	7x, last vs. Kansas City, 10/8/17
Most Points in First Quarter, Opponent	
24	vs. Indianapolis, 10/9/14
21	at Tennessee, 12/19/10
	at Miami, 10/25/15
17	at Kansas City, 10/13/19
	at New England, 12/17/06
Most Points in Second Quarter, Opponent	
24	at Jacksonville, 12/17/17
	at Pittsburgh, 10/20/14
21	at Atlanta, 10/4/15
	at Indianapolis, 12/23/07
	at San Diego, 10/28/07
	vs. Kansas City, 11/20/05
Most Points in Third Quarter, Opponent	
21	vs. St. Louis, 10/13/13
	at Indianapolis, 11/14/04
17	at Cleveland, 10/20/02
Most Points in Fourth Quarter, Opponent	
23	at New Orleans, 9/25/11
22	vs. Baltimore, 11/9/08
21	5x - last: vs. Denver, 12/23/13
Most Points in First Quarter, Both Teams	
28	Texans 14 at Seattle 14, 10/29/17
24	Texans 0 vs. Colts 24, 10/9/14
	Texans 10 vs. San Diego 14, 11/7/10
21	8x - last: Texans 14 at Indianapolis 7 (OT), 9/3/18
Most Points in Second Quarter, Both Teams	
31	Texans 24 vs. Arizona 7, 12/18/05
30	Texans 6 at Pittsburgh 24, 10/20/14
	Texans 16 vs. Tennessee 14, 10/1/17

TEXANS RECORDS - REGULAR SEASON TEAM

28 5x - last: Texans 14 at Detroit 14, 11/22/12

Most Points in Third Quarter, Both Teams

28	Texans 7 at Indianapolis 21, 11/14/04
27	Texans 10 at Cleveland 17, 10/20/02
24	Texans 14 vs. Miami 10, 10/25/18

Most Points in Fourth Quarter, Both Teams

40	Texans 21 vs. Kansas City 19, 10/8/17
37	Texans 14 at New Orleans 23, 9/25/11
35	Texans 20 vs. Atlanta 15, 10/6/19
	Texans 29 vs. Tennessee 6, 10/21/07
34	Texans 13 at Indianapolis 21, 9/17/06

Consecutive Games Scoring a Touchdown

105	10/22/06 – 12/16/12
51	10/30/16 – 11/17/2019 (current)
30	12/22/13 – 12/06/15
29	12/21/03 – 11/27/05

Consecutive Games Scoring

197	12/14/03 – 9/18/16
54	10/2/16 – 11/17/19 (current)
29	9/8/02 – 11/30/03

Consecutive Quarters Held Scoreless

7	4th quarter vs. Atlanta, 11/30/03, through 2nd quarter at Tampa Bay, 12/14/03
4	4x - last: 1st quarter at New England, 9/22/16 through 4th quarter at New England, 9/22/16

Consecutive Quarters Held Scoreless, Opponents

5	3rd quarter at Indianapolis, 12/20/15, through 3rd quarter at Tennessee, 12/27/15
5	2nd quarter vs. Washington, 9/7/14, through 4th quarter at Oakland, 9/14/14
5	3rd quarter vs. Jacksonville, 1/2/11, through 3rd quarter vs. Indianapolis, 9/11/11

Consecutive Quarters Held Without a Touchdown, Opponents

13	vs. Indianapolis, 12/12/04 through vs. Cleveland, 1/2/2005
12	at Miami, 10/25/15 through vs N.Y. Jets, 11/22/2015
9	vs. Baltimore, 10/21/12 through at Chicago, 11/11/2012

Most Points By Half, First Half

34	vs. Indianapolis, 9/11/11
30	vs. Tennessee, 10/1/17
29	vs. Baltimore, 10/21/12
27	at Miami, 12/27/09

Most Points By Half, Second Half

37	vs. Atlanta, 10/6/19
29	vs. Tennessee, 10/21/07
28	vs. Miami, 10/25/18
	vs. Kansas City, 10/17/10
	vs. Minnesota, 10/10/04
27	vs. Tennessee, 10/1/17
	vs. Kansas City, 10/8/17
26	at Miami, 10/25/15
	at Jacksonville, 11/18/12

Most Points By Half, Opponent First Half

41	at Miami, 10/25/15
35	at San Diego, 10/28/07
31	at Jacksonville, 12/17/17
	vs. Kansas City, 11/20/05
28	at Atlanta, 10/4/15
27	vs. Kansas City, 9/13/15
	vs. Indianapolis, 10/9/14
	at New England, 12/17/06

Most Points By Half, Opponent, Second Half

31	at Dallas, 10/15/06
30	at New Orleans, 9/25/11
29	vs. Baltimore, 11/9/08
28	4x - last vs. Indianapolis, 11/29/09

Most Points By Half, Both Teams, First Half

48	Texans 24 at Tennessee 24, 9/20/09
44	Texans 30 vs. Tennessee 14, 10/1/17
42	Texans 21 at Seattle 21, 10/29/17
41	Texans 0 at Miami 41, 10/25/15
	Texans 14 vs. Indianapolis 27, 10/9/14
	Texans 20 at New England 21, 9/24/17
40	Texans 23 at Kansas City 17, 10/13/19

Most Points By Half, Both Teams, Second Half

47	Texans 17 at New Orleans 30, 9/25/11
46	Texans 27 vs. Kansas City 19, 10/8/17
45	Texans 28 vs. Kansas City 17, 10/17/10
	Texans 29 vs. Tennessee 16, 10/21/07
44	Texans 21 at Indianapolis 23, 9/17/06

EXTRA POINTS

Season

45	2012
43	2010
	2009
40	2014
	2007

Game

6	vs. Miami, 10/25/18
	vs. Tennessee, 10/01/17
	vs. Tennessee, 11/30/14
	vs. Jacksonville, 12/30/07
5	6x - last: vs. Atlanta, 10/6/19

Season, Opponent

50	2010
47	2005
46	2013
45	2017
43	2008

Game, Opponent

7	7x last at at Indianapolis, 11/14/04
6	7x - last: at Jacksonville, 12/17/17

TEXANS RECORDS - REGULAR SEASON TEAM

TWO-POINT CONVERSIONS

Season

3	2007
2	2017
	2015
	2006
	2002

Game

1	17x - last: vs. Cleveland, 10/15/17
---	-------------------------------------

DEFENSIVE TOUCHDOWNS

Season

5	2014, 2004
4	2018, 2017
3	2015, 2012, 2007, 2006, 2002

Game

2	vs. Tennessee, 9/30/12 at Pittsburgh, 12/8/02
---	--

SCORING MARGIN

Margin of Victory

43	vs. Tennessee, 10/1/17
34	at Tennessee, 10/23/11
30	vs. Baltimore, 10/21/12
29	vs. Cincinnati, 10/26/08
28	at Tennessee, 12/27/15

Margin of Defeat

38	at Jacksonville, 12/17/17
35	at Indianapolis, 11/14/04 vs. Cincinnati, 11/03/02
34	at Baltimore, 11/17/19
33	at New England, 12/17/06
32	at Seattle, 10/16/05
31	at San Francisco, 10/6/13

Comeback Victories (Points Behind)

21	at San Diego, 9/9/13, 31-28 final
18	vs. Tennessee, 11/28/04, 31-21 final
17	at Washington, 9/19/10, 30-27 final (OT)
14	6x - last: vs. Kansas City, 10/13/19, 31-24 final

Largest Deficit Overcome

25	vs. Tennessee, 10/21/07, down 32-7, 36-38 final
21	at San Diego, 9/9/13, down 28-7, 31-28 final vs. Baltimore, 12/13/10, down 21-0 and 28-7, 28-34 final (OT) at Arizona, 10/11/09, down 21-0, 21-28 final vs. Minnesota, 10/10/04, down 21-0, 28-34 final (OT) vs. Tennessee, 11/28/04, down 21-3, 31-21 final

Largest Lead Before Opponent Scores

34	at Tennessee, 12/27/15
34	vs. Indianapolis, 9/11/11

27	at Oakland, 9/14/14 at Tennessee, 10/23/11
24	vs. Tennessee, 11/30/14 vs. Seattle, 12/13/09

SCORING DRIVES

Longest Scoring Drive (Yards)

99	vs. Baltimore, 12/13/10, 15 plays, TD at Jacksonville, 10/18/15, 16 plays, TD
98	at Tennessee, 10/26/14, 11 plays, TD vs. Tennessee, 10/21/07, 7 plays, TD at Tennessee, 10/12/03, 2 plays, TD
97	vs. Tennessee, 11/26/18, 1 play, TD at Denver, 9/23/12, 14 plays, TD at Detroit, 11/22/12, 15 plays, TD

Longest Scoring Drive (Plays)

19	vs. Pittsburgh, 10/2/11, 95 yards, TD vs. Atlanta, 12/4/11, 85 yards, TD
18	at N.Y. Giants, 11/5/06, 80 yards, TD
17	at Jacksonville, 9/6/12, 80 yards, TD
16	13x - last: vs. Indianapolis, 12/9/18, 75 yds, TD

Longest Scoring Drive (Time)

10:55	vs. Pittsburgh, 10/2/11, 19 plays, 95 yards, TD
10:41	vs. Atlanta, 12/4/11, 19 plays, 85 yards, TD
10:26	vs. Kansas City, 9/9/07, 15 plays, 65 yards, FG
10:08	vs. Detroit, 10/19/08, 15 plays, 79 yards, TD
9:29	vs. Indianapolis, 12/24/06, 15 plays, 51 yards, FG

Shortest Scoring Drive (Yards)

-12	at Tennessee, 9/21/08, 4 plays, FG
-10	vs. Miami, 9/9/12, 4 plays, FG
-7	vs. New England, 9/9/18, 4 plays, FG
-5	at Pittsburgh, 12/8/02, 4 plays, FG
-4	at Pittsburgh, 9/7/08, 4 plays, FG
-3	at Oakland, 12/3/06, 4 plays, FG
-1	at Jacksonville, 11/27/11, 4 plays, FG vs. Jacksonville, 9/28/03, 4 plays, FG

Shortest Scoring Drive (Plays)

1	17x - last: at Kansas City, 10/13/19, 3 yds, FG
---	---

Shortest Scoring Drive (Time)

0:02	vs. Cleveland, 11/6/11, 1 play, 0 yards, FG
0:04	at Philadelphia, 12/23/18, 1 play, 5 yards, TD vs. San Diego, 11/7/10, 1 play, 8 yards, TD vs. Jacksonville, 12/1/08, 1 play, 7 yards, TD at Denver, 11/7/04, 1 play, 1 yard, TD
0:07	vs. Arizona, 11/19/17, 1 play, 34 yards, TD vs. Jacksonville, 12/1/08 1 play, 40 yards, TD
0:09	at N.Y. Jets, 11/21/10, 1 play, 43 yards, TD

TOTAL OFFENSE

TOTAL OFFENSE

TEXANS RECORDS - REGULAR SEASON TEAM

Most Net Yards Gained, Season

6,186	2010
6,129	2009
6,113	2008
5,954	2011
5,953	2012

Most Net Yards Gained, Game

653	vs. Jacksonville (OT), 11/18/12
592	vs. Atlanta, 10/6/19
549	at Green Bay, 12/7/08
526	at Washington (OT), 9/19/10
518	at Tennessee, 10/23/11
509	at Seattle, 10/29/17

Fewest Net Yards Gained, season

3,572	2002
4,053	2005
4,306	2003
4,465	2006
5,035	2016

Fewest Net Yards Gained, Game

47	at Pittsburgh, 12/8/02
107	at Tampa Bay, 12/14/03
118	at San Diego, 9/15/02
120	at Buffalo, 9/11/05
124	at Oakland, 12/3/06
	at Jacksonville, 12/7/03

Most Net Yards Allowed, Season

6,082	2003
6,031	2010
5,824	2005
5,571	2014
5,546	2017

Most Net Yards Allowed, Game

535	at Tennessee, 10/12/03
525	at Detroit (OT), 11/22/12
519	at Philadelphia, 12/23/18
515	at Indianapolis, 9/17/06
511	vs. Denver, 12/22/13

Fewest Net Yards Allowed, Season

4,571	2011
4,821	2016
5,081	2013
5,172	2012
5,198	2009

Fewest Net Yards Allowed, Game

117	at Jacksonville, 9/16/12
119	vs. Jacksonville, 12/30/18
126	at Jacksonville, 12/26/04
148	at Tennessee, 10/23/11
150	vs. Jacksonville, 12/18/16
162	vs. Tennessee, 11/28/10

Most Net Yards Gained, Season, Both Teams

12,217	2010
11,498	2008
11,327	2009
11,292	2018
11,232	2017
11,125	2012
11,084	2014
11,084	2015

Most Net Yards Gained, Game, Both Teams

1,098	Texans 640 vs. Jacksonville 458 (OT), 11/18/12
1,026	Texans 501 at Detroit 525 (OT), 11/22/12
993	Texans 458 at Tennessee 535, 10/12/03
988	Texans 509 at Seattle 479, 10/29/17
965	Texans 592 vs. Atlanta 373, 10/6/19

Fewest Net Yards Gained, Season, Both Teams

8,802	2002
9,865	2006
9,877	2005
10,388	2003
10,525	2011

Fewest Net Yards Gained, Game, Both Teams

385	Texans 118 at San Diego 267, 9/15/02
426	Texans 124 at Oakland 302, 12/3/06
428	Texans 198 at New England 230, 12/17/06
436	Texans 120 at Buffalo 316, 9/11/05
443	Texans 165 at Indianapolis 278, 12/1/02

Most Net Yards Gained, First Half

364	vs. Seattle, 12/13/09
324	vs. Seattle, 9/29/13
306	at Miami, 12/27/09
303	at Tennessee, 10/23/11
301	at New Orleans, 9/25/11

Most Net Yards Gained, Second Half

365	vs. Atlanta, 10/6/19
328	at N.Y. Giants, 9/21/14
309	vs. Tennessee, 10/21/07
306	vs. Kansas City, 10/17/10
301	vs. Baltimore, 12/13/10

Fewest Net Yards Gained, First Half

21	at Pittsburgh, 12/8/02
24	vs. Tennessee, 10/21/07
34	vs. Cincinnati, 12/24/16
46	at Tampa Bay, 12/14/03
47	at San Diego, 9/15/02

Fewest Net Yards Gained, Second Half

-4	vs. Indianapolis, 10/23/05
26	at Pittsburgh, 12/8/02
41	at Arizona, 11/10/13
47	2x - last: at Jacksonville, 11/27/11
53	vs. New England, 12/13/15

Most Net Yards Allowed, First Half

392	at Miami, 10/25/15
-----	--------------------

TEXANS RECORDS - REGULAR SEASON TEAM

355	vs. Denver, 12/22/13
299	vs. Washington, 9/24/06
297	at Arizona, 10/11/09
292	at Indianapolis, 12/23/07
Most Net Yards Allowed, Second Half	
354	vs. Cleveland, 12/2/18
339	at Indianapolis (OT), 9/30/18
329	at New Orleans, 9/9/19
316	at Seattle, 10/29/17
312	at Los Angeles, 11/12/17
307	vs. New England, 12/1/13
302	at Indianapolis, 11/16/05
Fewest Net Yards Allowed, First Half	
31	vs. Baltimore, 12/21/14
43	at Jacksonville, 9/16/12
50	vs. San Francisco, 10/25/09
53	vs. Buffalo Bills, 10/14/18
54	vs. Tennessee, 11/28/10
Fewest Net Yards Allowed, Second Half	
41	at San Diego, 10/28/07
43	at Arizona, 10/11/09
46	vs. Oakland, 10/4/09
61	vs. Jacksonville, 10/30/11
65	at Jacksonville, 12/7/14
	at Tampa Bay, 11/13/11
Most Net Yards Gained, First Quarter	
185	at New Orleans, 9/25/11
184	at Tampa Bay, 11/13/11
179	vs. Tennessee, 10/1/17
178	vs. Indianapolis, 11/3/13
	vs. Tennessee, 10/3/16
174	vs. Seattle, 12/13/09
Most Net Yards Gained, Second Quarter	
207	at Tennessee, 10/23/11
191	vs. Tennessee, 11/26/18
190	vs. Seattle, 12/13/09
183	vs. Seattle, 9/29/13
179	at Miami, 12/27/09
174	vs. Buffalo, 10/13/02
Most Net Yards Gained, Third Quarter	
224	vs. Atlanta, 10/6/19
190	at Indianapolis, 12/30/12
183	at Oakland, 10/3/10
178	at N.Y. Giants, 9/21/14
175	vs. Carolina, 12/18/11
Most Net Yards Gained, Fourth Quarter	
257	at Atlanta, 10/4/15
253	vs. Tennessee, 10/21/07
203	vs. Jacksonville, 11/18/12
201	vs. Kansas City, 10/8/17
196	at Arizona, 10/11/09
Fewest Net Yards Gained, First Quarter	

-5	at Indianapolis, 11/14/04
-3	at Buffalo, 9/11/05
0	at Miami, 10/25/15
2	at Jacksonville, 12/17/17
	vs. Indianapolis, 10/9/14
4	vs. Jacksonville, 11/24/13
	at Pittsburgh, 12/8/02
Fewest Net Yards Gained, Second Quarter	
4	at San Francisco, 1/1/06
6	at San Diego, 9/15/02
9	vs. New England, 11/23/03
10	at Indianapolis, 12/22/11
11	at Oakland, 12/3/06
Fewest Net Yards Gained, Third Quarter	
0	at Arizona, 11/10/13
2	vs. Pittsburgh, 10/2/11
5	at Indianapolis, 9/17/06
7	at Kansas City, 9/26/04
10	vs. Philadelphia, 9/10/06
Fewest Net Yards Gained, Fourth Quarter	
-17	vs. Indianapolis, 10/23/05
-9	at Cincinnati, 11/9/03
-1	at Kansas City, 10/20/13
3	at Indianapolis, 12/31/17
4	at Jacksonville, 11/27/11
Most Net Yards Allowed, First Quarter	
220	vs. Buffalo, 11/19/06
219	at Miami, 10/25/15
218	vs. Indianapolis, 10/9/14
196	at Kansas City, 10/13/19
191	at Indianapolis, 11/8/09
171	vs. Pittsburgh, 9/18/05
Most Net Yards Allowed, Second Quarter	
244	vs. Indianapolis, 12/09/18
193	vs. Philadelphia, 9/10/06
185	vs. Denver, 12/22/13
184	vs. San Francisco, 12/10/17
177	vs. Tennessee, 12/21/03
Most Net Yards Allowed, Third Quarter	
224	at Indianapolis, 11/16/08
213	vs. Oakland, 11/17/13
205	at Los Angeles, 11/12/17
197	vs. New England, 12/1/13
177	at Baltimore, 10/16/11
Most Net Yards Allowed, Fourth Quarter	
224	vs. Indianapolis, 9/12/10
223	at Seattle, 10/29/17
213	at Jacksonville, 11/14/10
210	vs. Green Bay, 11/21/04
205	at Oakland, 11/21/16
Fewest Net Yards Allowed, First Quarter	
-9	vs. N.Y. Jets, 9/13/03

TEXANS RECORDS - REGULAR SEASON TEAM

-1	at Jacksonville, 12/26/04
1	vs. San Francisco, 10/25/09
3	at Oakland, 9/14/14
4	vs. Detroit, 10/18/08
Fewest Net Yards Allowed, Second Quarter	
-2	vs. Indianapolis, 11/3/13
0	at Jacksonville, 9/16/12
7	vs. Buffalo, 10/14/18
8	at Indianapolis, 12/31/17
11	at Carolina, 9/16/07
Fewest Net Yards Allowed, Third Quarter	
-5	vs. Miami, 9/9/12
1	at Tampa Bay, 11/13/11
4	vs. Tennessee, 9/15/13
	at Indianapolis, 12/30/12
6	at Cincinnati, 10/18/09
Fewest Net Yards Allowed, Fourth Quarter	
-3	at Kansas City, 10/13/19
2	vs. Oakland, 11/17/13
	at Pittsburgh, 9/7/08
3	vs. Dallas, 9/8/02
7	at Tennessee, 9/21/08
9	at San Diego, 9/9/13
	at Arizona, 10/11/09

RUSHING

RUSHING YARDS

Season	
2,448	2011
2,161	2014
2,123	2012
2,042	2010
2,021	2018
Game	
281	vs. Tennessee, 11/26/18
261	vs. Cleveland, 11/6/11
257	vs. Indianapolis, 9/12/10
249	at Oakland, 10/3/10
244	vs. Jacksonville, 1/2/11
222	at Tennessee, 10/23/11
Fewest, Season	
1,347	2002
1,475	2009
1,586	2007
1,651	2003
1,687	2006
Fewest, Game	
24	vs. N.Y. Giants, 10/10/10
25	at N.Y. Jets, 11/26/06

28	vs. Tennessee, 12/29/02
30	at Tennessee, 12/19/10
34	vs. Minnesota, 12/23/12
	at Dallas, 10/15/06
	at Buffalo, 11/16/03
Allowed, Season	
2,370	2003
2,303	2005
2,089	2002
1,962	2008
1,958	2013
Allowed, Game	
320	at Seattle, 10/16/05
263	at Baltimore, 11/17/19
248	at Miami, 10/25/15
247	at Washington, 12/22/02
244	at Jacksonville, 10/14/07
240	at Tennessee, 9/20/09
	at Cincinnati, 11/9/03
Fewest Allowed, Season	
1,323	2018
1,536	2011
1,560	2012
1,595	2016
1,681	2014
Fewest Allowed, Game	
18	at Washington, 9/19/10
24	vs. Tennessee, 11/28/10
27	at N.Y. Jets, 11/26/06
30	vs. Jacksonville, 12/30/18
	at Tennessee, 12/27/15
31	vs. Cleveland, 12/2/18
Season, Both Teams	
4,119	2005
4,021	2003
3,984	2011
3,842	2014
3,809	2008
Game, Both Teams	
442	Texans 244 vs. Jacksonville 198, 1/2/11
387	Texans 67 at Seattle 320, 10/16/05
386	Texans 281 vs. Titans 105, 11/26/18
385	Texans 122 at Baltimore 263, 11/17/19
380	Texans 140 at Cincinnati 240, 11/9/03
367	Texans 249 at Oakland 118, 10/3/10
Fewest, Season, Both Teams	
3,186	2009
3,344	2018
3,411	2007
3,436	2002
3,589	2017
Fewest, Game, Both Teams	

TEXANS RECORDS - REGULAR SEASON TEAM

52	Texans 25 at N.Y. Jets 27, 11/26/06
76	Texans 58 at Washington 18, 9/19/10
89	Texans 45 at Arizona 44, 10/11/09
112	Texans 39 at Los Angeles Chargers 73, 9/22/19
119	Texans 62 at Philadelphia 57, 12/23/18

ATTEMPTS

Season

551	2014
546	2011
508	2012
481	2004
472	2018, 2015

Game

54	at Cleveland, 11/16/14
48	at Jacksonville, 9/16/12
47	at Tennessee, 10/23/11
46	vs. Tampa Bay, 9/27/15
	at Oakland, 9/14/14
44	3x - last: vs. Atlanta, 12/4/11

Fewest, Season

414	2013
417	2007
421	2003
423	2010
424	2002

Fewest, Game

12	vs. Tennessee, 10/21/07
13	vs. N.Y. Jets, 9/13/09
14	at Minnesota, 10/09/16
	vs. N.Y. Jets, 11/26/06
15	vs. N.Y. Giants, 10/10/10

Season, Opponent

533	2003
509	2002
506	2005
454	2013
446	2006

Game, Opponent

57	at Cincinnati, 11/9/03
47	at San Francisco, 1/1/06
46	at Washington, 12/22/02
43	vs. Cincinnati, 11/23/14
42	7x - last: at N.Y. Giants, 9/21/14

Fewest, Season, Opponent

378	2011
385	2018
388	2015
390	2012
396	2009

Fewest, Game, Opponent

9	vs. Cleveland, 12/2/18
---	------------------------

10	vs. New Orleans, 11/29/15
	vs. Indianapolis, 9/12/10

11 at Kansas City, 10/13/19

at Tennessee, 12/27/15

12 vs. Baltimore, 10/21/12

vs. Tennessee, 11/28/10

vs. Jacksonville, 10/31/04

RUSHING AVERAGE

Season

4.83	2010
4.48	2011
4.28	2018
4.27	2008
4.21	2013
4.18	2012
4.16	2005

Game

8.26	vs. Tennessee, 11/26/18 (34-281)
7.8	at New Orleans, 9/9/19 (23-180)
7.37	at Cincinnati, 11/9/03 (19-140)
7.32	at Detroit (OT), 11/22/12 (28-205)
7.23	vs. Buffalo, 11/19/06 (26-188)
7.1	at Indianapolis, 11/16/08 (21-149)

Lowest, Season

3.18	2002
3.47	2009
3.67	2015
3.8	2007

Lowest, Game

1.21	at Buffalo, 11/16/03 (28-34)
1.27	vs. Tennessee, 12/29/02 (22-28)
1.42	at Pittsburgh, 12/8/02 (26-37)
1.6	vs. N.Y. Giants, 10/10/10 (15-24)
1.61	vs. Buffalo, 9/28/14 (23-37)

Season, Opponent

4.55	2005
4.47	2008
4.45	2003
4.42	2004
4.39	2006

Game, Opponent

9.6	at Tennessee, 9/20/09 (25-240)
9.38	at Jacksonville, 10/14/07 (26-244)
8.64	vs. Jacksonville, 12/28/14 (14-121)
7.92	at Tennessee, 12/3/17 (25-198)
7.62	at Seattle, 10/16/05 (42-320)

Lowest, Season, Opponent

3.44	2018
3.97	2017
4	2014

TEXANS RECORDS - REGULAR SEASON TEAM

	2012
4.02	2016
4.04	2010
4.06	2011

Lowest, Game, Opponent

1.04	at N.Y. Jets, 11/26/06 (26-27)
1.06	at Washington, 9/19/10 (17-18)
1.50	at Oakland, 11/21/16 (20-30)
1.57	at Seattle, 10/29/17 (21-33)
2	vs. Tennessee, 11/28/10 (12-24)
2.06	vs. Baltimore, 12/21/14 (16-33)

RUSHING TOUCHDOWNS

Season

20	2010
19	2012
18	2011
16	2008
	2004

Game

4	vs. New England, 12/1/13
3	14x - last: at Kansas City, 10/13/19

Season, Opponent

21	2005
18	2008
17	2009
16	2010
	2006

Game, Opponent

5	at Seattle, 10/16/05
4	at Atlanta, 10/4/15
	vs. Jacksonville, 9/27/09
	vs. Jacksonville, 12/24/05

100-YARD RUSHING GAMES BY AN INDIVIDUAL

Season

11	2011
8	2014
	2010
7	2012
5	2008
	2004

Season, Opponent

10	2005
7	2004
	2003
6	2007
5	2008
	2002

CONSECUTIVE GAMES WITH A RUSHING TOUCHDOWN

Texans

11	at Philadelphia 12/23/18 – at Baltimore 11/17/19
7	at Oakland 10/3/10 – at N.Y. Jets 11/21/10
	vs. Tennessee 11/28/04 – at Buffalo 9/11/05
6	at Tennessee 10/23/11 – vs. Atlanta 12/4/11
5	vs. Tennessee 9/30/12 – vs. Buffalo 11/4/12
	vs. Carolina 12/18/11 – at Jacksonville 9/16/12
	at Oakland 12/3/06 – vs. Cleveland 12/31/06

Opponent

6	at Pittsburgh 9/7/08 – vs. Detroit 10/19/08
	at Baltimore 11/27/17 – vs. Pittsburgh 12/25/17
5	at Philadelphia 12/2/10 – vs. Jacksonville 1/2/11
	at Washington 9/19/10 – vs. Kansas City 10/17/10
	at Buffalo 11/1/09 – at Jacksonville 12/6/09
	at Dallas 10/15/06 – at Jacksonville 11/12/06
	at Jacksonville 11/6/05 – at Baltimore 12/4/05
	at New Orleans 9/14/03 – vs. N.Y. Jets 10/19/03

PASSING

NET YARDS PASSING

Most, Season

4,654	2009
4,267	2008
4,144	2010
3,833	2015
3,830	2012

Most, Game

504	vs. Jacksonville (OT), 11/18/12
468	at Washington (OT), 9/19/10
426	vs. Atlanta, 10/6/19
408	at Green Bay, 12/7/08
403	vs. Oakland, 10/9/11
385	vs. Cincinnati, 10/18/09

Fewest, Season

2,225	2002
2,237	2005
2,655	2003
2,778	2006
3,176	2016

Fewest, Game

-5	at Oakland, 12/3/06
6	vs. Indianapolis, 10/23/05
10	at Pittsburgh, 12/8/02
25	at Buffalo, 9/11/05
29	at San Diego, 9/15/02

Most Allowed, Season

4,280	2010
4,167	2018
3,890	2014
3,799	2017

TEXANS RECORDS - REGULAR SEASON TEAM

3,712	2003
3,682	2007
Most Allowed, Game	
464	vs. Indianapolis (OT), 9/30/18
462	at Philadelphia, 12/23/18
446	at Seattle, 10/29/17
421	at Tennessee, 10/12/03
419	at Detroit (OT), 11/22/12
	vs. Indianapolis, 9/12/10
Fewest Allowed, Season	
3,035	2011
3,123	2013
3,141	2002
3,226	2016
3,336	2015
Fewest Allowed, Game	
31	at Jacksonville, 12/26/04
52	at Jacksonville, 9/16/12
83	vs. Jacksonville, 12/18/16
86	at Tennessee, 10/29/06
89	vs. Jacksonville, 12/30/18
Most, Season, Both Teams	
8,424	2010
8,141	2009
7,948	2018
7,756	2015
7,690	2008
7,643	2017
Most, Game, Both Teams	
876	Texans 504 vs. Jacksonville 378 (OT), 11/18/12
871	Texans 468 at Washington 403 (OT), 9/19/10
839	Texans 375 at Indianapolis 464 (OT), 9/30/18
813	Texans 367 at Seattle 446, 10/29/17
788	Texans 367 at Tennessee 421, 10/12/03
771	Texans 309 at Philadelphia 462, 12/23/18
Fewest, Season, Both Teams	
5,366	2002
5,758	2005
6,222	2006
6,367	2003
6,541	2011
Fewest, Game, Both Teams	
153	Texans 122 at Jacksonville 31, 12/26/04
172	Texans 29 at San Diego 143, 9/15/02
184	Texans -5 at Oakland 189, 12/3/06
189	Texans 25 at Buffalo 164, 9/11/05
218	Texans 93 at New England 125, 12/14/06

GROSS YARDS PASSING

Most, Season

4,803	2009
4,474	2008

4,370	2010
4,183	2013
4,165	2018
Most, Game	
527	vs. Jacksonville (OT), 11/18/12
497	at Washington (OT), 9/19/10
426	vs. Atlanta, 10/6/19
416	vs. Oakland, 10/9/11
414	vs. Green Bay, 12/7/08
Fewest, Season	
2,636	2002
2,661	2005
2,841	2003
3,032	2006
3,418	2016
Fewest, Game	
32	at Oakland, 12/3/06
33	at Pittsburgh, 12/8/02
48	vs. Indianapolis, 10/23/05
64	at Tampa Bay, 12/14/03
70	at Buffalo, 9/18/05
Most Allowed, Season	
4,499	2010
4,477	2018
4,141	2014
3,999	2017
3,881	2012
3,878	2007
Most Allowed, Game	
471	at Philadelphia, 12/23/18
464	at Indianapolis (OT), 9/30/18
452	at Seattle, 10/29/17
441	at Detroit (OT), 11/22/12
433	vs. Indianapolis, 9/12/10
Fewest Allowed, Season	
3,310	2013
3,322	2011
3,378	2002
3,424	2016
3,598	2008
Fewest Allowed, Game	
54	at Jacksonville, 12/26/04
76	at Jacksonville, 9/16/12
87	at Tennessee, 10/29/06
92	at Jacksonville, 12/18/16
97	vs. Jacksonville, 10/30/11

PASS ATTEMPTS

Most, Season

633	2013
619	2015
593	2009

TEXANS RECORDS - REGULAR SEASON TEAM

583	2016
574	2010
Most, Game	
62	vs. Baltimore (OT), 12/13/10
58	at Carolina, 9/20/15
	at Jacksonville, 12/5/13
57	at Atlanta, 10/4/15
55	vs. Jacksonville (OT), 11/18/12
54	at Tennessee Titans, 12/19/10
	at N.Y. Jets, 11/26/06
Fewest, Season	
439	2003
447	2002
449	2005
467	2011
471	2004
Fewest, Game	
9	vs. Indianapolis, 10/23/05
10	at Pittsburgh, 12/8/02
14	at Oakland, 12/3/06
15	at Tampa Bay, 11/13/11
	vs. Cleveland, 12/31/06
Most, Season, Opponent	
594	2018
581	2012
548	2009
547	2010
553	2015
546	2007
Most, Game, Opponent	
62	at Indianapolis (OT), 9/30/18
61	at Detroit (OT), 11/22/12
58	at Pittsburgh, 12/8/02
57	vs. Indianapolis, 9/12/10
55	at Miami, 12/27/09
Fewest, Season, Opponent	
469	2005
471	2008
484	2013
501	2017
502	2003
Fewest, Game, Opponent	
11	at San Diego, 10/28/07
15	at San Francisco, 10/6/13
	at Tennessee, 10/29/06
16	vs. St. Louis, 10/13/13
18	at Minnesota, 11/2/08
	at Pittsburgh, 9/7/08

PASS COMPLETIONS

Most, Season

399 2009

371	2013
367	2008
365	2010
358	2015
Most, Game	
43	vs. Jacksonville (OT), 11/18/12
39	at N.Y. Jets, 11/26/06
38	at Washington (OT), 9/19/10
35	at Tennessee, 12/19/10
	at Arizona, 10/11/09
Fewest, Season	
235	2002
248	2003
270	2005
286	2004
288	2011
Fewest, Game	
3	at Pittsburgh, 12/8/02
6	vs. Indianapolis, 10/23/05
	at San Diego, 9/15/02
7	at Oakland, 12/3/06
8	vs. Pittsburgh, 12/25/17
Most, Season, Opponent	
385	2018
363	2014
361	2007
354	2010
344	2009
	2004
Most, Game, Opponent	
40	vs. Indianapolis, 9/12/10
	vs. Indianapolis (OT), 9/30/18
36	vs. Minnesota, 10/10/04
35	at Philadelphia, 12/23/18
	at Miami, 12/27/09
34	at Indianapolis, 11/8/09
Fewest, Season, Opponent	
279	2011
281	2002
287	2013
294	2008
297	2003
Fewest, Game, Opponent	
6	at San Francisco, 10/6/13
7	at San Diego, 10/28/07
	at Tennessee, 10/29/06
8	vs. Tennessee, 12/29/02
9	at Jacksonville, 9/16/12

TOUCHDOWN PASSES

Most, Season

29 2015

TEXANS RECORDS - REGULAR SEASON TEAM

	2009
28	2017
26	2018
24	2007
	2010
22	2014
	2012

Most, Game

6	vs. Tennessee, 11/30/14
5	vs. Atlanta, 10/6/19
	vs. Miami, 10/25/18
	vs. Kansas City, 10/8/17
	vs. Jacksonville (OT), 11/18/12
4	at Seattle, 10/29/17
	vs. Tennessee, 10/1/17
	at Denver, 9/23/12
	at Cincinnati, 10/18/09
	at Tennessee, 9/20/09
	vs. Tennessee, 10/21/07

Most, Season, Opponent

33	2010
32	2004
30	2017
29	2013
	2012

Most, Game, Opponent

6	vs. Green Bay, 10/14/12
5	at Indianapolis, 11/14/04
	vs. Minnesota (OT), 10/10/04
	vs. New England, 9/24/17
4	14x - last: at Baltimore, 11/17/19

CONSECUTIVE GAMES WITH A PASSING TOUCHDOWN

Texans

16	at Jacksonville 11/14/10 – vs. Jacksonville 10/30/11
15	at New England 9/9/18 - at Philadelphia 12/23/18
14	vs. Baltimore 12/21/14 – at Buffalo 12/06/15
12	at Indianapolis 11/8/09 – at Oakland 10/3/10
	at Jacksonville 10/14/07 – vs. Jacksonville 12/30/07
10	vs. Pittsburgh 9/18/05 – at Indianapolis 11/13/05

Opponent

22	at Oakland 9/14/14 – at Miami 10/25/15
20	at Tennessee 12/3/17 - at Philadelphia 12/23/18
12	vs. Cleveland 1/2/05 – vs. St. Louis 11/27/05

FIRST DOWNS

FIRST DOWNS

Most, Season

360	2010
-----	------

341	2012
340	2009
	2008
335	2015

Most, Game

39	vs. Jacksonville (OT), 11/18/12
35	at Kansas City, 10/13/19
33	vs. Tennessee, 10/1/17
31	vs. Atlanta, 10/6/19
30	vs. Tampa Bay, 9/27/15
	at Indianapolis (OT), 9/30/18
29	7x; last vs. Oakland, 10/27/19

Fewest, Season

208	2002
237	2003
243	2005
282	2006
295	2007

Fewest, Game

3	at Pittsburgh, 12/8/02
7	at Tampa Bay, 12/14/03
	at Jacksonville, 12/7/03
	at San Diego, 9/15/02
	vs. New England, 12/13/15

Most Allowed, Season

352	2010
348	2005
336	2003
329	2014
325	2007

Most Allowed, Game

34	at Indianapolis, 9/17/06
33	at Indianapolis, 12/23/07
31	at Seattle, 10/16/05
30	4x - last: vs. Philadelphia, 11/2/14

Fewest Allowed, Season

270	2011
272	2016
281	2015
282	2013
291	2002
292	2012

Fewest Allowed, Game

6	vs. Jacksonville, 12/30/18
	at Jacksonville, 12/26/04
8	at Chicago, 11/11/12
	vs. Oakland, 10/4/09
9	vs. Tennessee, 10/1/17
	at Jacksonville, 9/16/12
	vs. Tennessee, 11/28/10
	at Buffalo, 11/1/09

TEXANS RECORDS - REGULAR SEASON TEAM

vs. Jacksonville, 12/18/16

Most, Season, Both Teams

712 2010

642 2014

640 2009

2008

633 2012

Most, Game, Both Teams

58 Texans 30 vs. Indianapolis 28 (OT), 9/30/18

56 Texans 39 vs. Jacksonville 17 (OT), 11/18/12

55 Texans 26 at Detroit 29 (OT), 11/22/12

Texans 27 vs. Indianapolis 28, 11/29/09

53 Texans 31 vs. Atlanta 22, 10/6/19

Texans 29 at Browns 24, 11/16/14

Fewest, Season, Both Teams

499 2002

573 2003

589 2013

591 2011

2005

Fewest, Game, Both Teams

21 Texans 13 at Chicago 8, 11/11/12

23 Texans 9 at Jacksonville 14, 11/27/11

Texans 10 at Indianapolis 13, 12/1/02

Texans 7 at San Diego 16, 9/15/02

24 Texans 16 vs. Oakland 8, 10/4/09

Texans 13 vs. Dallas 11, 9/8/02

RUSHING FIRST DOWNS

Most, Season

131 2011

118 2010

114 2012

108 2014

106 2008

2006

Most, Game

16 at Jacksonville, 9/16/12

15 vs. Indianapolis, 9/12/10

14 vs. Cleveland, 11/6/11

at Tennessee, 10/23/11

vs. Indianapolis, 12/24/06

Fewest, Season

59 2002

86 2017

2003

89 2005

90 2013

2015

Fewest, Game

1 at New York Jets, 12/15/18

vs. Tennessee, 11/1/15

vs. Minnesota, 12/23/12

vs. Tennessee, 11/23/09

vs. Tampa Bay, 12/9/07

vs. Tennessee, 10/21/07

at Dallas, 10/15/06

at Pittsburgh, 12/8/02

Most, Season, Opponent

130 2003

123 2005

116 2002

115 2006

114 2008

Most, Game, Opponent

19 at Seattle, 10/16/05

16 at Cincinnati, 11/9/03

15 vs. Jacksonville, 1/2/11

vs. Kansas City, 11/20/05

at Washington, 12/22/02

Fewest, Season, Opponent

73 2011

76 2018

79 2015

87 2016

88 2017

2013

Fewest, Game, Opponent

0 at Indianapolis, 10/20/19

1 vs. Arizona, 11/19/17

at New England, 9/24/17

vs. Jacksonville, 1/3/16

at Tennessee, 12/27/15

vs. Baltimore, 12/21/14

at Tennessee, 10/26/14

vs. Tennessee, 11/28/10

vs. Oakland, 10/4/09

at Carolina, 9/16/07

PASSING FIRST DOWNS

Most, Season

231 2009

222 2010

210 2015

2008

205 2012

202 2018

Most, Game

26 vs. Jacksonville (OT), 11/18/12

23 at Indianapolis (OT), 9/30/18

Washington (OT), 9/19/10

21 vs. Baltimore (OT), 12/13/10

at Cincinnati, 10/18/09

TEXANS RECORDS - REGULAR SEASON TEAM

20 at Kansas City, 10/13/19

vs. Seattle, 9/29/13

at Tennessee, 12/19/10

Fewest, Season

119 2002

127 2003

142 2005

156 2006

171 2014

Fewest, Game

1 at Pittsburgh, 12/8/02

vs. Indianapolis, 9/22/02

2 at Oakland, 12/3/06

3 at Tampa Bay, 12/14/03

4 8x - last: vs. New England, 12/13/15

Most, Season, Opponent

211 2010

206 2014

200 2018

197 2007

194 2004

188 2005

Most, Game, Opponent

23 at Indianapolis (OT), 9/30/18

21 vs. Kansas City, 10/8/17

at Detroit (OT), 11/22/12

at Indianapolis, 11/16/08

at Indianapolis, 9/17/06

vs. Minnesota (OT), 10/10/04

Fewest, Season, Opponent

155 2002

157 2016

158 2013

166 2011

167 2008

2012

Fewest, Game, Opponent

2 at Jacksonville, 12/26/04

4 6x, last vs. Jacksonville, 12/30/18

FIRST DOWNS BY PENALTY

Most, Season

47 2017

37 2018

35 2015

34 2014

30 2016

2002

Most, Game

8 vs. Jacksonville, 9/10/17

6 vs. Cincinnati, 11/3/02

5 8x, last; vs. Indianapolis, 12/9/18

Fewest, Season

9 2007

12 2005

14 2011

16 2009

19 2013

Most, Season, Opponent

37 2017

2005

36 2013

34 2014

2009

31 2012

2011

Most, Game, Opponent

7 at Jacksonville, 12/5/13

6 vs. Indianapolis, 10/8/15

at Indianapolis, 12/22/11

at Indianapolis, 11/8/09

Fewest, Season, Opponent

19 2008

20 2002

21 2007

2004

FIELD GOALS

FIELD GOALS

Most, Season

37 2018

35 2016

32 2011

31 2012

30 2014

29 2008

27 2010

Fewest, Season

17 2004

2002

18 2003

19 2006

20 2017

21 2009

Most Attempted, Season

42 2018

41 2016

38 2012

2011

35 2014

2013

TEXANS RECORDS - REGULAR SEASON TEAM

34	2005
Fewest Attempted, Season	
22	2003
24	2004
	2002
25	2017
	2006
27	2015
Most Attempted, Game	
7	at Miami, 9/7/03
6	vs. Baltimore, 12/21/14
	vs. Indianapolis, 12/16/12
5	10x - last: at New York Jets, 12/15/18
Most Converted, Game	
6	vs. Baltimore, 12/21/14
5	5x, last at New York Jets, 12/15/18
Consecutive Games Scoring Field Goals	
19	9/22/13 - 10/5/14
17	10/23/11 - 10/21/12
15	11/1/10 - 10/9/11
10	11/13/05 - 9/17/06
Most Field Goals Made, Season, Opponent	
33	2017
30	2013
	2011
28	2007
	2005
	2003
Fewest Field Goals Made, Season, Opponent	
19	2014
20	2015
	2009
21	2012
	2010
22	2004
Most Field Goals Attempted, Season, Opponent	
36	2011
35	2017
	2013
	2003
34	2002
Fewest Field Goals Attempted, Season, Opponent	
22	2014
23	2009
24	2012
26	2018, 2015
27	2010
Most Field Goals Attempted, Game, Opponent	
8	vs. Tennessee, 10/21/07*
5	7x - last: at Kansas City, 10/08/17
Most Field Goals Converted, Game, opponent	
8	vs. Tennessee, 10/21/07*

5	4x last; at Kansas City 10/08/17
* NFL record.	
Most Field Goals Converted, Game, Both Teams	
9	Texans 5 vs. Miami 4, 10/7/07
8	Texans 0 vs. Tennessee 8*, 10/21/07
* NFL record.	
PUNTING	
PUNTS	
Most, Season	
116	2002
97	2003
96	2015
92	2017
88	2013
	2012
Most, Game	
11	at Jacksonville, 12/17/17
	at Indianapolis, 12/1/02
10	6x - last: at Tennessee, 12/2/12
Fewest, Season	
53	2008
55	2007
63	2010
67	2009
72	2016
Fewest, Game	
0	vs. Kansas City, 10/13/19
1	vs. Atlanta, 10/6/19
	at Washington, 11/18/18
	at Buffalo, 11/1/09
	vs. Miami, 10/7/07
2	30x - last: at Indianapolis, 10/20/19
Most Punts, Season, opponent	
101	2015
98	2002
92	2012
91	2013
Most Punts, Game, Opponent	
11	vs. Oakland, 11/17/13
10	at San Francisco, 1/1/06
	at San Diego, 9/15/02
Fewest Punts, Season, Opponent	
59	2007
63	2005
65	2006
67	2010
	2008
Fewest Punts, Game, Opponent	
0	at Baltimore, 11/17/19

TEXANS RECORDS - REGULAR SEASON TEAM

vs. Jacksonville, 10/14/07

vs. Indianapolis, 10/23/05

1 5x - last: at Indianapolis, 11/16/08

Most Punts, Season, Both Teams

214 2002

197 2015

180 2012

179 2013

173 2017

172 2003

167 2014

Most Punts, Game, Both Teams

20 Texans 9 vs. Oakland 11, 11/17/13

Texans 11 at Indianapolis 9, 12/1/02

Texans 10 at San Diego 10, 9/15/02

19 Texans 10 at Jacksonville 9, 11/27/11

Texans 10 vs. Dallas 9, 9/8/02

Fewest Punts, Season, Both Teams

114 2007

120 2008

130 2010

140 2005

141 2006

Fewest Punts, Game, Both Teams

2 Texans 0 at Kansas City 2, 10/13/19

Texans 2 at Jacksonville 0, 10/14/07

3 Texans 3 at Baltimore 0, 11/17/19

Texans 2 at Indianapolis 1, 11/16/08

Texans 1 vs. Miami 2, 10/7/07

Texans 2 at Indianapolis 1, 12/24/06

PUNT YARDS

Most Yards, Season

4,720 2002

4,533 2015

4,507 2017

4,189 2013

4,150 2012

4,028 2003

Most Yards, Game

518 at Jacksonville, 12/17/17

489 at Tennessee, 12/2/12

442 vs. Oakland, 11/17/13

440 at Cincinnati, 9/14/17

436 at Jacksonville, 11/27/11

435 at Indianapolis, 12/1/02

Fewest Yards, Season

2,240 2008

2,296 2007

2,650 2010

2,866 2009

2,990 2005

Fewest Yards, Game

0 at Kansas City, 10/13/19

30 at Washington, 11/18/18

35 vs. Atlanta, 10/6/19

39 at Buffalo, 11/1/09

47 vs. Miami, 10/7/07

59 vs. Cincinnati, 10/26/08

vs. Carolina, 12/18/11

Most Yards, Season, Opponent

4,693 2015

4,176 2012

4,161 2013

3,896 2011

3,892 2002

Most Yards, Game, Opponent

540 vs. Oakland, 11/17/13

470 at Jacksonville, 9/16/12

449 vs. Jacksonville, 12/30/18

427 at Tennessee, 12/27/15

vs. Oakland, 10/4/09

413 vs. Buffalo, 9/28/14

Fewest Punting Yards, Season, Opponent

2,528 2005

2,535 2007

2,880 2004

2,930 2010

2,949 2006

Fewest Punting Yards, Game, Opponent

0 at Baltimore, 11/17/19

vs. Jacksonville, 10/14/07

vs. Indianapolis, 10/23/05

39 vs. Pittsburgh, 9/18/05

41 at Seattle, 10/16/05

45 at Indianapolis, 9/14/06

Highest Punting Average, Season

49 2017, 92 punts

47.6 2013, 88 punts

47.5 2016, 72 punts

47.2 2015, 96 punts

47.2 2012, 88 punts

45.8 2014, 84 punts

44 2011, 74 punts

Lowest Punting Average, Season

38.8 2005, 77 punts

40.7 2002, 116 punts

41.2 2004, 73 punts

41.5 2003, 97 punts

41.6 2006, 76 punts

Highest Punting Average, Game (Minimum 4 punts)

58.9 at Arizona, 11/10/13, 7 punts

58.5 at New England, 9/24/17, 4 punts

TEXANS RECORDS - REGULAR SEASON TEAM

54.5	vs. Indianapolis, 10/9/14, 4 punts
54.2	at Denver, 9/23/12, 5 punts
53.0	vs. Seattle, 10/29/17, 5 punts
52.8	vs. Atlanta, 12/4/11, 5 punts
Highest Punting Average, Season, Opponent	
47.3	2017, 81 punts
46.9	2011, 83 punts
46.8	2009, 76 punts
46.7	2018, 80 punts
46.5	2015, 101 punts
Lowest Punting Average, Game (Minimum 4 punts)	
30.7	at Chicago, 12/19/04, 7 punts
33.8	at Indianapolis, 11/14/04, 4 punts
34.2	at Jacksonville, 11/12/06, 5 punts
34.3	at Cleveland, 11/25/07, 4 punts
34.7	vs. Jacksonville, 11/17/02, 6 punts
Highest Punting Average, Game, Opponent (Minimum 4 punts)	
56.8	at Oakland, 12/3/06, 4 punts
	at Dallas, 10/15/06, 4 punts
53.9	at Carolina, 9/20/15, 7 punts
53.4	vs. Oakland, 10/4/09, 8 punts
52.8	at San Diego, 10/28/07, 5 punts
Lowest Punting Average, Season, Opponent	
39.7	2002, 98 punts
40.1	2005, 63 punts
41.7	2004, 69 punts
	2003, 75 punts
43	2007, 59 punts
Lowest Punting Average, Game, Opponent (Minimum 4 punts)	
25.7	at Washington, 12/22/02, 7 punts
31.2	at San Francisco, 1/1/06, 10 punts
31.3	vs. New England, 11/23/03, 4 punts
33	vs. Cleveland, 10/30/05, 4 punts
34	at Cleveland, 11/25/07, 5 punts

PUNT RETURNS

PUNT RETURN TOUCHDOWNS

Most Touchdowns, Punt Returns

2	2008	Jacoby Jones 73 yards vs. Cincinnati, 10/26/08; Jacoby Jones 70 vs. Miami, 10/12/08
1	2013	Keshawn Martin 87 vs. Oakland, 11/17/13
	2011	Jacoby Jones 79 vs. Indianapolis, 9/11/11
	2002	Avion Black 76 vs. Baltimore, 12/15/02
	2016	Will Fuller V 67 vs. Tennessee, 10/2/16

Most Touchdowns, Punt Returns, Opponent

1	2017	Tyreek Hill 82 yards vs. Kansas City, 10/8/17
	2013	Tandon Doss 76 at Baltimore, 9/22/13
	2012	Marcus Thigpen 72 vs. Miami, 9/9/12
	2008	Johnnie Lee Higgins 80 at Oakland, 12/21/08
	2006	Adam Jones 53 at Tennessee, 10/29/06

2005	Adam Jones 52 at Tennessee, 12/11/05
2003	Dante Hall 73 vs. Kansas City, 9/21/03

PUNT RETURNS

Most, Season

53	2002
52	2015
51	2011
45	2009
42	2013

Most, Game

7	vs. Oakland, 11/17/13
	at Jacksonville, 11/27/11
	vs. Oakland, 10/4/09
	at Baltimore, 12/4/05
6	vs. Jacksonville, 12/30/18
	at Carolina, 9/20/15
	at Jacksonville, 9/16/12

Fewest, Season

23	2006
30	2005
32	2008
33	2007
34	2014

Most Returns, Season, Opponent

60	2015
58	2002
49	2017
48	2016
	2012

Most Returns, Game, Opponent

7	2x last; vs. Cincinnati 12/24/16
6	12x - last, at Denver, 11/4/18

Fewest Punt Returns, Season, Opponent

19	2007
21	2008
24	2009
29	2010
30	2004

PUNT RETURN YARDS

Most Yards, Season

529	2011
512	2002
449	2009
414	2012
386	2008

Most Yards, Game

125	vs. Oakland, 11/17/13
100	at Arizona, 10/11/09
92	vs. Baltimore, 12/15/02
91	at Jacksonville, 11/27/11

TEXANS RECORDS - REGULAR SEASON TEAM

vs. Indianapolis, 9/11/11

Fewest Yards, Season

208	2014
223	2005
235	2010
242	2006
266	2003

Fewest Yards, Game

-12	vs. Detroit, 10/19/08
-6	at Denver, 11/7/04
-4	at Tennessee, 12/2/07
-3	2x last; at Indianapolis, 12/31/17

Most Punt Return Yards, Season, Opponent

612	2015
608	2017
530	2013
483	2012
477	2016

Most Punt Return Yards, Game, Opponent

100	at Minnesota, 10/09/16
98	vs. Cincinnati, 9/14/17
93	at Baltimore, 9/22/13
83	vs. Kansas City, 10/08/17
82	vs. Pittsburgh, 12/25/17

Fewest Punt Return Yards, Season, Opponent

104	2009
151	2007
219	2005
233	2010
235	2008

Fewest Punt Return Yards, Game, Opponent

-4	vs. Oakland, 10/4/09
-3	at Pittsburgh, 9/7/08
-2	at San Diego, 9/15/02
-1	at Los Angeles Chargers, 9/22/19
	at Indianapolis, 12/1/02

PUNT RETURN AVERAGE

Highest Average, Season

12.1	2008
10.9	2016
10.89	2012
10.52	2006
10.37	2011
9.98	2009

Highest Average, Game (Minimum 4 returns)

21.75	vs. Miami, 10/12/08
20	at Arizona, 10/11/09
18.25	at Buffalo, 11/1/09
17.86	vs. Oakland, 11/17/13
16.75	at Tennessee, 12/2/12

Lowest Average, Season

6.12	2014
6.65	2010
6.71	2003
7.25	2015
7.43	2005
8.23	2004

Lowest Average, Game (Minimum 4 returns)

0.8	vs. San Francisco, 12/10/17
1.8	vs. Tennessee (OT), 9/15/13
2.25	vs. Baltimore, 10/21/12
2.5	at Tampa Bay, 11/13/11
3.0	2x; vs. Kansas City, 9/18/16

Highest punt return Average, Season, opponent

12.41	2017
12.38	2014
12.32	2013
11.19	2008
10.2	2015

Highest punt return Average, Game, Opponent (Minimum 4 returns)

19.8	vs. Kansas City, 10/8/17
17.25	at Jacksonville, 10/27/02
16.8	at Indianapolis, 12/20/15
16.4	vs. Pittsburgh, 12/25/17
16.3	at Cincinnati, 9/14/2017
16	vs. Indianapolis, 9/22/02

Lowest Punt Return Average, Season, Opponent

4.33	2009
5.66	2002
6.64	2005
7.5	2018
7.64	2006
7.95	2007

Lowest Punt Return Average, Game, Opponent (Minimum 4 returns)

-0.3	at San Diego, 9/15/02
-0.2	at Indianapolis, 12/1/02
1	at Jacksonville, 11/27/11
1.4	vs. Dallas, 9/8/02
2.1	vs. Cincinnati, 12/24/16

KICKOFF RETURNS

KICKOFF RETURN TOUCHDOWNS

Most Touchdowns, Kickoff Returns, Season

4	2007
2	2005
1	2009

Most Touchdowns, Kickoff Returns, Game

2	André Davis 104 and 97 yards vs. Jacksonville, 12/30/2007
1	Jacoby Jones 95 vs. Oakland, 10/4/09
	André Davis 97 vs. Tampa Bay, 12/9/07

TEXANS RECORDS - REGULAR SEASON TEAM

Jerome Mathis 84 vs. Indianapolis, 9/23/07

Jerome Mathis 99 vs. Kansas City, 10/23/05

Jerome Mathis 89 vs. Indianapolis, 10/23/05

Most Touchdowns, Kickoff Returns, Season, Opponent

2 2012

1 2013

2010

2006

2004

2002

Most Touchdowns, Kickoff Returns, Game, Opponent

1 Marqise Lee 100 yards vs. Jacksonville, 12/18/16

Deji Karim 101 yards at Indianapolis, 12/30/12

Joe McKnight 100 at N.Y. Jets, 10/8/12

David Reed 103 vs. Baltimore (OT), 12/13/10

Ellis Hobbs 93 at New England, 12/17/06

Eddie Drummond 99 at Detroit, 9/19/04

André Davis 95 at Cleveland, 10/20/02

KICKOFF RETURNS

Most, Season

84 2005

80 2003

77 2002

74 2007

72 2008

Most, Game

8 4x - last: at Indianapolis, 11/16/08

7 20x - last: at N.Y. Jets, 11/21/10

Fewest, Season

18 2015

20 2018, 2014

27 2017

29 2011

44 2012

51 2013

Most Returns, Season, Opponent

73 2008

72 2010

71 2009

69 2007

62 2012

Most Returns, Game, Opponent

7 7x - last: vs. Baltimore, 10/21/12

Fewest Returns, Season, Opponent

27 2017

33 2018

39 2013

40 2015

45 2014

46 2011

KICKOFF RETURN YARDS

Most Yards, Season

2,173 2005

1,961 2007

1,700 2003

1,609 2006

1,550 2008

Most Yards, Game

278 vs. Kansas City, 11/20/05

266 vs. Indianapolis, 10/23/05

234 vs. Jacksonville, 12/30/07

233 vs. Indianapolis, 9/23/07

207 at Indianapolis, 11/16/08

Fewest Yards, Season

422 2014

430 2015

487 2018

558 2017

730 2011

953 2012

1,257 2013

Most Return Yards, Season, Opponent

1,741 2010

1,630 2008

1,597 2009

1,595 2012

1,593 2007

Most Return Yards, Game, Opponent

233 vs. Baltimore (OT), 12/13/10

201 vs. Baltimore, 10/21/12

199 vs. Oakland, 10/3/04

191 vs. Miami, 10/7/07

189 at Buffalo, 11/1/09

Fewest Return Yards, Season, Opponent

547 2017

682 2018

977 2015

1,004 2013

1,030 2011

1,135 2016

1,149 2003

KICKOFF RETURN AVERAGE

Highest Average, Season

26.5 2007

25.9 2005

25.2 2011

24.7 2013

24.4 2018

Highest Average, Game (Minimum 4 returns)

46.8 vs. Jacksonville, 12/30/07

TEXANS RECORDS - REGULAR SEASON TEAM

38.0	vs. Indianapolis, 10/23/05
35.4	vs. Cleveland, 10/30/05
34.8	vs. Kansas City, 11/20/05
33.3	vs. Indianapolis, 9/23/07
Lowest Average, Season	
18.6	2016
19.8	2010
19.9	2002
20.7	2017
21.0	2004
Lowest Average, Game (Minimum 4 returns)	
11.8	at Cincinnati, 12/11/11
12.7	at N.Y. Jets, 11/21/11
13.3	vs. Jacksonville, 12/24/05
13.5	at Detroit, 9/19/04
13.7	at Jacksonville, 10/14/07
Highest Return Average, Season, Opponent	
26.0	2014
25.7	2013
	2012
24.4	2015
24.2	2010
Highest Return Average, Game, Opponent (Minimum 4 returns)	
42.5	at Indianapolis, 12/30/12
42.0	at Cleveland, 10/20/02
39.3	at Detroit, 9/19/04
38.8	vs. Baltimore (OT), 12/13/10
36.3	vs. Tennessee, 10/9/05
Lowest Return Average, Season, Opponent	
20.26	2017
20.7	2018
21.68	2005
21.71	2003
22.23	2002
22.33	2008
22.39	2011
Lowest Return Average, Game, Opponent (Minimum 4 returns)	
13.0	vs. Buffalo, 11/4/12
14.3	at Jacksonville, 10/30/11
15.0	vs. Green Bay, 11/21/04
15.8	vs. Dallas, 9/8/02
16.0	vs. Atlanta, 10/6/19
	at Green Bay, 12/7/08

FUMBLES

FUMBLES

Most Fumbles, Season

34	2002
30	2005

28	2008
	2006
26	2007
25	2017

Most Fumbles, Game

6	at Green Bay, 12/7/08
5	vs. Atlanta, 10/6/19
	at Baltimore, 12/4/05
	at Jacksonville, 11/6/05
4	11x - last: vs. Arizona, 11/19/17

Most Fumbles, Season, Opponent

27	2009
26	2018
24	2014
	2007
	2005
23	2012
	2002

Most Fumbles, Game, Opponent

5	at Chicago, 12/19/04
4	7x - last: at New England, 9/24/17

FUMBLES LOST

Most Fumbles Lost, Season

17	2007
14	2002
12	2008
	2006
11	2017, 2011, 2009, 2008, 2006, 2005, 2004

Most Fumbles Lost, Game

3	at Atlanta, 10/4/15
	at Cincinnati, 12/11/11
	at Green Bay, 12/7/08
	vs. Tennessee, 10/21/07
	at Tennessee, 10/29/06
	vs. Jacksonville, 9/10/17

Most Fumbles Lost, Season, Opponent

14	2018
	2014
	2012
	2007
13	2009
11	2015
	2006
	2002

Most Fumbles Lost, Game, Opponent

3	vs. Carolina, 9/29/19
	vs. Kansas City, 9/18/16
	at Tennessee, 12/27/15
	at Tennessee, 12/2/12
	vs. Oakland, 10/4/09

TEXANS RECORDS - REGULAR SEASON TEAM

at Jacksonville, 10/14/07

at Oakland, 12/3/06

at Pittsburgh, 12/8/02

FUMBLE RECOVERY TOUCHDOWNS

Most Touchdowns, Fumble Recovery, Season

3 2007

2004

2 2017

2009

2006

Most Touchdowns, Fumble Recovery, Game

1 Jadeveon Clowney 0 at Indianapolis (OT), 9/30/18

Lamarr Houston 24 vs. Indianapolis, 11/5/17

Jadeveon Clowney 22 at New England, 9/24/17

Quintin Damps 33 at Tennessee, 12/27/15

J.J. Watt 45 vs. Indianapolis, 10/9/14

Wade Smith 0 (own) at Baltimore, 10/16/11

Bernard Pollard 0 vs. New England, 1/3/10

Dominique Barber 48 (own) vs. N.Y. Jets, 9/13/09

DeMeco Ryans 26 vs. Tennessee, 10/21/07

Kevin Walter 0 at Carolina, 9/16/07

Mario Williams 38 vs. Kansas City, 9/9/07

Anthony Maddox 47 vs. Cleveland, 12/31/06

Demarcus Faggins 58 at Oakland, 12/3/06

Antwan Peek 66 at Jacksonville, 12/26/04

Charlie Anderson 60 at Chicago, 12/19/04

Jamie Sharper 16 vs. Oakland, 10/3/04

Kenny Wright 40 at Pittsburgh, 12/8/02

Most Touchdowns, Fumble Recovery, Season, Opponent

2 2015

2013

2007

2006

Most Touchdowns, Fumble Recovery, Game, Opponent

2 at Atlanta, 10/4/15

INTERCEPTIONS

INTERCEPTIONS

Most Interceptions Thrown, Season

22 2013

21 2007

20 2008

18 2003

17 2017

2009

Most Interceptions Thrown, Game

4 vs. Baltimore, 11/9/08

at San Diego, 10/28/07

vs. New England, 12/17/06

Fewest Interceptions Thrown, Season

9 2018, 2011

12 2010

12 2015

Most Interceptions Thrown, Season, Opponent

22 2004

20 2014

17 2011

15 2018, 2012

Most Interceptions Thrown, Game, Opponent

4 at Tennessee, 10/01/17

at Jacksonville, 11/12/06

at Tennessee, 10/17/04

Fewest Interceptions Thrown, Season, Opponent

7 2013

2005

10 2002

11 2016

2017

2007

2006

INTERCEPTION RETURN YARDS

Most Interception Return Yards, Season

483 2014

393 2004

333 2012

252 2018

212 2009

205 2003

Most Interception Return Yards, Game

135 at Pittsburgh, 12/8/02

118 vs. Tennessee, 9/30/12

109 at Washington, 11/18/18

102 at Kansas City, 9/26/04

100 vs. Tennessee, 11/30/14

95 vs. Tennessee, 12/21/03

Most Interception Return Yards, Season, Opponent

400 2017

357 2013

294 2009

277 2002

267 2007

225 2005

Most Interception Return Yards, Game, Opponent

106 vs. Cincinnati, 11/3/02

103 vs. St. Louis, 10/13/13

99 at Tennessee, 9/21/08

98 at Seattle, 10/29/17

96 at San Diego, 10/28/07

TEXANS RECORDS - REGULAR SEASON TEAM

INTERCEPTION RETURNS FOR TOUCHDOWN

Most Interceptions Returned for a Touchdown, Season

4	2014
3	2018
	2012
2	2017
	2015
	2004
	2002

Most Interceptions Returned for a Touchdown, Game

2	vs. Tennessee, 9/30/12
	at Pittsburgh, 12/8/02

Most Interceptions Returned for a Touchdown, Season, Opponent

5	2013
3	2009
	2005
	2003
2	2017
	2010

Most Interceptions Returned for a Touchdown, Game, Opponent

1	24x - last: at Seattle, 10/29/17
---	----------------------------------

TOTAL TURNOVERS

TAKEAWAYS

Most Takeaways, Season

34	2014 (20 int., 14 fum. recoveries)
30	2004 (22 int., 8 fum. recoveries)
29	2018 (15 int., 14 fum. recoveries)
	2012 (15 int., 14 fum. recoveries)
27	2009 (14 int., 13 fum. recoveries)
27	2011 (17 int., 10 fum. recoveries)

Fewest Takeaways, Season

11	2013 (7 int., 4 fum. recoveries)
16	2005 (7 int., 9 fum. recoveries)
18	2010 (13 int., 5 fum. recoveries)
21	2002 (10 int., 11 fum. recoveries)

Most Takeaways, Game

6	at Tennessee, 12/2/12 (3 int., 3 fum. recoveries)
5	at Pittsburgh, 12/8/02 (2 int., 3 fum. recoveries)
	vs. Jacksonville, 9/28/03 (3 int., 2 fum. recoveries)
	vs. Oakland, 10/3/04 (3 int., 2 fum. recoveries)
	at Oakland, 12/3/06 (2 int., 3 fum. recoveries)
	at Cleveland, 11/23/08 (3 int., 2 fum. recoveries)

GIVEAWAYS

Most Giveaways, Season

38	2007 (21 int., 17 fum.)
32	2008 (20 int., 12 fum.)
31	2013 (22 int., 9 fum.)

29 2002 (15 int., 14 fum.)

28 2018 (17 int., 11 fum.)

2009 (17 int., 11 fum.)

Fewest Giveaways, Season

16	2018 (9 int., 7 fum.)
17	2012 (13 int., 4 fum.)
18	2010 (12 int., 6 fum.)
20	2015 (12 int., 8 fum.)
20	2011 (9 int., 11 fum.)
22	2014 (13 int., 9 fum.)

Most Giveaways, Game

6	vs. Tennessee, 10/21/07 (3 int., 3 fum.)
5	at San Diego, 10/28/07 (4 int., 1 fum.)
	at Tennessee (OT), 10/29/06 (2 int., 3 fum.)
	at Buffalo, 9/11/05 (3 int., 2 fum.)
4	at Los Angeles, 11/12/17 (2 int., 2 fum.)
	vs. Jacksonville, 9/11/17 (1 int., 3 fum.)

SAFETIES

SAFETIES

Season

3	2002
2	2009
1	2017
	2014
	2013
	2012
	2016

Season, Opponent

2	2003
	2002

Game

1	at Indianapolis, 10/20/19
	vs. Cleveland, 10/15/17
	vs. Jacksonville, 12/18/16
	vs. Jacksonville, 12/28/14
	vs. Tennessee, 9/15/13
	vs. Baltimore, 10/21/12
	at Jacksonville, 12/6/09
	vs. Oakland, 10/4/09
	vs. Baltimore, 12/15/02
	vs. N.Y. Giants, 11/24/02
	vs. Dallas, 9/8/02

Game, Opponent

2	at Buffalo, 11/16/03
1	at Indianapolis, 12/31/17
	vs. Cincinnati, 11/23/14
	at Indianapolis, 12/15/13
	at Denver, 9/23/12

TEXANS RECORDS - REGULAR SEASON TEAM

vs. Baltimore, 11/9/08
at Chicago, 12/19/04
at Washington, 12/22/02
at Jacksonville, 10/27/02

PENALTIES

PENALTIES

Most Penalties, Season

136 2002
124 2017
121 2003
112 2013
108 2012
107 2015
106 2005
2004

Most Penalties, Game

14 at Jacksonville, 12/17/17
at Indianapolis, 12/15/13
at Jacksonville, 12/5/13
at Baltimore, 9/22/13
at Indianapolis, 12/1/02
13 vs. Indianapolis, 10/8/15
at Indianapolis, 11/8/09
at Seattle, 10/16/05

Fewest Penalties, Season

80 2008
82 2007
87 2017
90 2010
2006
94 2014

Fewest Penalties, Game

1 vs. Tennessee, 9/30/12
vs. Oakland, 10/4/09
at Oakland, 12/21/08
vs. Miami, 10/12/08
vs. Indianapolis, 10/5/08
at Pittsburgh, 12/8/02

Most Penalties, Season, Opponent

123 2004
122 2017
117 2018
116 2015
114 2016
105 2010
2005

Most Penalties, Game, Opponent

14 at Cincinnati, 10/2/05

13 vs. Oakland, 10/3/04
vs. Buffalo, 10/13/02

12 4x, last; vs. Buffalo 10/14/18

Fewest Penalties, Season, Opponent

81 2008
2007
88 2011
90 2012
92 2009

Fewest Penalties, Game, Opponent

0 vs. New England, 12/1/13
1 at N.Y. Jets, 11/26/06
vs. Cleveland, 10/30/05

Most Penalties, Season, Both Teams

238 2002
229 2004
223 2015
222 2018
217 2003
215 2013

Most Penalties, Game, Both Teams

24 Texans 14 at Baltimore 10, 9/22/13
24 Texans 11 vs. Buffalo 13, 10/13/02
23 Texans 9 at Cincinnati 14, 10/2/05
Texans 14 at Indianapolis, 12/1/02

Fewest Penalties, Season, Both Teams

161 2008
163 2007
186 2006
187 2011
2009

Fewest Penalties, Game, Both Teams

2 Texans 2 vs. New England 0, 12/1/13
3 Texans 1 at Oakland 2, 12/21/08
4 Texans 1 at Tennessee 3, 12/27/15
4 Texans 2 at Jacksonville 2, 9/28/08
5 Texans 1 vs. Miami 4, 10/12/08

PENALTY YARDS

Most Yards Penalized, Season

1,138 2013
1,050 2017
1,011 2002
961 2003
928 2004
910 2015

Most Yards Penalized, Game

177 at Jacksonville, 12/5/13
129 vs. Indianapolis, 11/29/09
127 at Jacksonville, 12/17/17
vs. Tennessee, 12/14/08
125 vs. Indianapolis, 10/8/15

TEXANS RECORDS - REGULAR SEASON TEAM

124	vs. Indianapolis, 12/11/16
114	at Indianapolis, 12/15/13
Fewest Yards Penalized, Season	
636	2007
664	2008
690	2010
761	2006
787	2018
Fewest Yards Penalized, Game	
3	vs. Tennessee, 9/30/12
5	vs. Oakland, 10/4/09
	vs. Miami, 10/12/08
	vs. Indianapolis, 10/5/08
10	at Tennessee, 9/21/08
Most Yards Penalized, Season, Opponent	
1,128	2017
991	2015
979	2004
955	2002
945	2018
863	2012
Most Yards Penalized, Game, Opponent	
128	vs. Buffalo, 10/13/02
126	vs. Washington, 9/24/06
120	at Seattle, 10/29/17
117	2x - last: at Cincinnati, 10/2/05
105	at Philadelphia, 12/28/18
104	vs. Buffalo, 10/14/18

Fewest Yards Penalized, Season, Opponent	
614	2007
659	2008
686	2011
728	2009
767	2003
Fewest Yards Penalized, Game, Opponent	
0	vs. New England, 12/1/13
5	at N.Y. Jets, 11/26/06
	vs. Cleveland, 10/30/05
9	vs. N.Y. Jets, 10/19/03
10	vs. Chicago, 12/28/08
	at New England, 12/17/06
Most Yards Penalized, Season, Both Teams	
2,178	2017
1,966	2002
1,947	2013
1,907	2004
1,901	2015
1,736	2012
Most Yards Penalized, Game, Both Teams	
234	Texans 177 at Jacksonville 57, 12/5/13
207	Texans 90 at Cincinnati 117, 10/2/05
203	Texans 75 vs. Buffalo 128, 10/13/02
200	Texans 113 at Baltimore 87, 9/22/13
197	Texans 80 vs. Dallas 117, 9/8/02

TEXANS RECORDS - REGULAR SEASON TEAM

ATTENDANCE

ATTENDANCE

TOP 10 HOME ATTENDANCE

Attendance	Date	Opponent	Result
72,008	10/7/2018	Dallas	W, 19-16,(OT)
71,993	9/11/2016	Chicago	W, 23-14
71,908	12/13/2015	New England	L, 27-6
71,899	1/3/2016	Jacksonville	W, 30-6
71,897	11/27/2016	San Diego	L, 21-13
71,893	10/27/2019	Oakland	W, 27-24
71,891	10/16/2016	Indianapolis	W, 26-23,(OT)
71,890	9/18/2016	Kansas City	W, 19-12
71,882	10/30/2016	Detroit	W, 20-13
71,848	12/30/2018	Jacksonville	W, 20-3

TOP 10 ROAD ATTENDANCE

Attendance	Date	Opponent	Result
91,159	10/5/2014	Dallas	L, 20-17, (OT)
88,240	9/19/2010	Washington	W, 30-27
84,771	11/3/19	Jacksonville	W, 26-3
79,088	10/8/2012	N.Y. Jets	W, 23-17
78,843	11/21/2010	N.Y. Jets	L, 30-27
78,485	11/5/2006	N.Y. Giants	L, 14-10
77,982	12/15/2018	N.Y. Jets	W, 29-22
77,875	12/5/2004	N.Y. Jets	L, 29-7
77,867	12/4/2016	Green Bay	L, 21-13
77,462	9/21/2014	N.Y. Giants	L, 30-17

OVERALL HOME ATTENDANCE

Year	Games	Total	Average
2002	8	559,322	69,915
2003	8	563,748	70,468
2004	8	565,192	70,649
2005	8	562,397	70,300
2006	8	561,469	70,184

2007	8	564,159	70,520
2008	8	563,364	70,421
2009	8	564,864	70,608
2010	8	568,643	71,081
2011	8	571,969	71,496
2012	8	573,321	71,665
2013	8	573,271	71,659
2014	8	574,132	71,767
2015	8	574,159	71,769
2016	8	574,947	71,868
2017	8	574,197	71,774
2018	8	574,439	71,805
2019	4	287,184	71,796

OVERALL ROAD ATTENDANCE

Year	Games	Total	Average
2002	8	502,400	62,800
2003	8	497,942	62,242
2004	8	544,857	68,107
2005	8	532,541	66,568
2006	8	524,974	65,622
2007	8	515,869	64,483
2008	8	512,254	64,032
2009	8	484,976	60,622
2010	8	539,982	67,498
2011	8	487,733	60,967
2012	8	540,654	67,582
2013	8	530,412	66,302
2014	8	541,851	67,732
2015	8	524,655	65,581
2016	8	480,790	60,099
2017	8	506,250	63,281
2018	8	538,041	67,255
2019	6	387,190	64,532