Los Angeles Rams vs. New England Patriots
Week 14
Thur., Dec. 10, 2020
5:20 P.M. PT
SoFi Stadium
Inglewood, Calif.

Los Angeles Rams Host New England Patriots On Thursday Night Football

2020 Los Angeles Rams Schedule

Regular Season (8-4)

Sept. 13	**Dallas Cowboys**	**5:20 p.m. (SNF)**	**W, 20-17**
Sept. 20	at Philadelphia Eagles	10:00 a.m.	W, 37-19
Sept. 27	at Buffalo Bills	10:00 a.m.	L, 35-32
Oct. 4	**New York Giants**	**1:05 p.m.**	**W, 17-9**
Oct. 11	at Washington Football Team	10:00 a.m.	W, 30-10
Oct. 18	at San Francisco 49ers	5:20 p.m. (SNF)	L, 24-16
Oct. 26	**Chicago Bears**	**5:15 p.m. (MNF)**	**W, 24-10**
Nov. 1	at Miami Dolphins	10:00 a.m.	L, 28-17
Week 9	BYE WEEK		
Nov. 15	**Seattle Seahawks**	**1:25 p.m.**	**W, 23-16**
Nov. 23	at Tampa Bay Buccaneers	5:15 p.m. (MNF)	W, 27-24
Nov. 29	**San Francisco 49ers**	**1:05 p.m.**	**L, 23-20**
Dec. 6	at Arizona Cardinals	1:05 p.m.	W, 38-28
Dec. 10	**New England Patriots**	**5:20 p.m. (Thur.)**	**FOX/NFLN**
Week 15	**New York Jets**	**TBD**	**TBD**
Dec. 27	at Seattle Seahawks	1:05 p.m.	CBS
Jan. 3	**Arizona Cardinals**	**1:25 p.m.**	**FOX**

For information on tickets, please visit:
www.therams.com/tickets

Rams Take On First-Of-Two AFC Opponents

CB Troy Hill

Los Angeles, Calif. - The Rams return to SoFi Stadium for the first game of their only back-to-back home games of the season. L.A. plays host to the New England Patriots on *Thursday Night Football*.

L.A. is coming off a bounce-back divisional win at Arizona and currently sits atop the NFC West standings entering Week 14.

L.A.'s defensive unit has hit its stride and is finding ways to not only prevent points, but also score them. CB Troy Hill recorded touchdowns in back-to-back games, most recently posting a 35-yard pick six off former No. 1 overall pick, Cardinals QB Kyler Murray. The Rams are tied for third in the NFL entering Week 14 with 20 takeaways.

Offensively, QB Jared Goff got back on track against Arizona, completing 37-of-47 passing attempts for 351 yards, one touchdown and a 104.9 QB rating.

Goff distributed the ball, as nine different pass catchers got involved in the passing game. All nine players recorded at least 20 yards receiving. WR Robert Woods led the way with 85 yards on 10 receptions.

Rams Communications

Visit the Rams Media Information Portal

for weekly releases, media guide, access to the Rams media credential system and other pertinent media information at

www.therams.com/media

Meet Our Staff

Artis Twyman
ATwyman@Rams.NFL.com

Travis Langer
TLanger@Rams.NFL.com

Joanna Hunter
JHunter@Rams.NFL.com

Chase Isaacs
CIsaacs@Rams.NFL.com

Broadcast Information

TELEVISION:
FOX Sports
Play-By-Play: Joe Buck
Color Analyst: Troy Aikman
Sideline Reporters: Erin Andrews, Kristina Pink

STREAMING:
Amazon
Play-By-Play: Hannah Storm
Color Analyst: Andrea Kramer

RADIO:
ESPN 710 AM
Play-By-Play: J.B. Long
Color Analyst: Maurice Jones-Drew
Sideline Reporter: D'Marco Farr

SPANISH RADIO:
Tu Liga Radio, 1330 AM
Play-By-Play: Troy Santiago
Color Analyst: Ricardo Lopez

NATIONAL RADIO:
Compass Media Network
Play-By-Play: Spero Dedes
Color Analyst: Terrell Davis

2020 NFC West Standings

Team	W	L	T	Pct.	PF	PA	Conf.	Div.
Los Angeles	**8**	**4**	**0**	**0.667**	**301**	**243**	**8-2**	**2-2**
Seattle	8	4	0	0.667	353	321	6-3	2-2
Arizona	6	6	0	0.500	332	296	4-4	2-2
San Francisco	5	6	0	0.455	261	254	3-5	2-2

RAMdom Fact

The Rams have taken the ball from their opponents a league-best 102 times since the start of the 2017 season.

L.A. has scored 379 points off takeaways since McVay became the head coach, the second-most in the league since the start of the 2017 season.

Los Angeles Rams vs. New England Patriots Week 14

Noteable Connections

Pro Connections:

• Rams Assistant Head Coach/Linebackers Coach **Joe Barry** (2011-14), Defensive Line Coach **Eric Henderson** (2017-18) and Outside Linebackers Coach **Chris Shula** (2015-16) coached at the Chargers when Patriots DL **Lawrence Guy** (2013-14) and DB **Adrian Phillips** (2014-19) were on the team.
• Rams CB **Jalen Ramsey** (2016-19) was teammates in Jacksonville with Patriots DB **Cody Davis** (2018-19).
• In 2018, Rams OL **Coleman Shelton** was teammates at the Cardinals with OL **Korey Cunningham**.
• Rams Head Strength Coach **Justin Lovett** (2009-11) was at the Broncos when Patriots Offensive Coordinator **Josh McDaniels** (2009-10) was the head coach and Assistant Strength and Conditioning Coach **Deron Mayo** (2011) was on the roster.
• Rams Assistant Defensive Line Coach **Thad Bogardus** (2015-16) coached in Denver when Patriots OL **James Ferentz** (2015-16) was on the roster.
• Los Angeles CB **Darious Williams** (2018) and ILB **Kenny Young** (2018-19) played in Baltimore with Patriots OL **Jermaine Eluemunor** (2017-18) and DB **Justin Bethel** (2019).
• Rams **Bogardus** (2014), Rub Game Coordinator/Offensive Line Coach **Aaron Kromer** (2015-16), Offensive Quality Control Coach **Zak Kromer** (2015) and WR **Robert Woods** (2013-16) were in Buffalo with Patriots CB **Stephon Gilmore** (2012-16).
• Rams Offensive Coordinator **Kevin O'Connell** (2016), Safeties Coach **Ejiro Evero** (2011-15) and Assistant to the Head Coach **Billy Nayes** (2015-16) were on staff in San Francisco with Patriots Receivers Coach **Mick Lombardi** (2013-16) and when Defensive Assistant **Vinnie Sunseri** (2016) was on the roster.
• Los Angeles Cornerbacks Coach **Aubrey Pleasant** (2013) and Assistant Special Teams Coach **Tory Woodbury** (2014) coached at the Browns when Patriots QB **Brian Hoyer** (2013-14) was on the roster.
• Rams Tight Ends Coach **Wes Phillips** (2007-13) coached at the Cowboys when New England's K **Nick Folk** (2007-09) was on the team.
• Rams Assistant Offensive Line Coach **Andy Dickerson** (2011) coached at the Jets when **O'Connell** (2011) and **Folk** (2010-16) were teammates.
• In 2019, Rams QB **John Wolford** played with Patriots **Folk** for the Arizona Hotshots in the Alliance of American Football.

College Connectons:

• Rams OLB **Derek Rivers** (2013-16) played collegiately at Youngstown State when Patriots Offensive Line Coach **Carmen Bricillo** coached the offensive line from 2008-18.
• Los Angeles OLB **Kenny Young** (2014-17) was a UCLA Bruin when Patriots Quarterbacks Coach **Jedd Fisch** (2017) held numerous coaching roles on offense.
• Rams CB **David Long Jr.** (2016-18) was teammates at Michigan with New England's OL **Mike Onwenu** (2016-19), LB **Josh Uche** (2016-19) and DL **Chase Winovich** (2015-18) while Patriots **Fisch** (2015-16) was on the coaching staff.
• In 2010, Rams Assistant Head Coach/Linebackers Coach **Joe Barry** coached at his Alma Mater Southern California when WR **Robert Woods** (2010-13) and Patriots Special Teams Assistant **Joe Houston** (2007-10) were on the roster.
• Rams OL **A'Shawn Robinson** (2013-15) and OLB **Terrell Lewis** (2016-19) crossed paths at Alabama with Patriots RB **Damien Harris** (2015-18), LB **Anfernee Jennings** (2016-19) and Defensive Assistant **Vinnie Sunseri** (2011-13) when **Houston** was the special teams analyst (2019). **Sunseri** came back in 2019 to serve as a graduate assistant for one season.
• Los Angeles Director of Player Engagement **Jacques McClendon** (2006-09) was college teammates at Tennessee with New England's Inside Linebackers Coach **Jerod Mayo** (2004-07).
• Rams Wide Receivers Coach **Eric Yarber** (2007-09) coached at Arizona State when Patriots DL **Lawrence Guy** (2008-10) was a Sun Devil.
• Rams CB **Jalen Ramsey** (2013-16) and RB **Cam Akers** (2017-19) played at Florida State crossing paths with Patriots DB **Terrence Brooks** (2010-13) and TE **Ryan Izzo** (2015-17).
• Rams OLB **Leonard Floyd** (2013-15), OLB **Natrez Patrick** (2015-18) and DB **J.R. Reed** (2017-19) were Georgia Bulldogs with Patriots C **David Andrews** (2011-14) and RB **Sony Michel** (2014-17). Rams Running Backs Coach **Thomas Brown** (2015) and Head Strength Coach **Justin Lovett** (2012-13) were also on staff.
• Los Angeles OL **Austin Blythe** (2012-15) was a freshman at Iowa when New England's OL **James Ferentz** (2008-12) played his senior year.
• Rams RB **Malcolm Brown** (2011-14) played collegiately at Texas with Patriots DB **Adrian Phillips** (2010-13).
• Rams LS **Jake McQuaide** (2007-10) was an Ohio State Buckeye with Patriots DE **John Simon** (2009-12).
• Rams Assistant to the Head Coach **Billy Nayes** (2013-14) was the director of football operations at North Carolina State when OL **Joe Thuney** (2012-14) was on the team.
• Rams WR **Josh Reynolds** (2014-16) was college teammates with Patriots OL **Jermaine Eluemunor** (2015-16).
• Los Angeles QB **John Wolford** (2014-17) played at Wake Forest with Patriots OL **Justin Herron** (2015-19).
• Rams TE **Brycen Hopkins** (2016-19) was teammates at Purdue with Patriots LB **Ja'Whaun Bentley** (2014-17) when Los Angeles **Lovett** (2016-20) was on the strength staff.
• Rams OL **Coleman Shelton** (2014-17) and DL **Greg Gaines** (2015-18) played at Washington with Patriots DB **Myles Bryant** (2016-19).
• Los Angeles OL **Rob Havenstein** (2010-14) was college teammates at Wisconsin with Patriots RB **James White** (2010-13).

Former Patriots:

• Offensive Coordinator **Kevin O'Connell** was selected by the Patriots in Round 3 (94th overall) of the 2008 NFL Draft.
• Assistant Wide Receivers Coach **Zac Robinson** was drafted in Round 7 (250th overall) by New England in 2010.
• Pass Game Coordinator **Shane Waldron** started his NFL career in operations at the Patriots from 2002-04 before returning to the team in 2008 two spend two seasons on the coaching staff.
• Assistant Offensive Line Coach **Andy Dickerson** spent two seasons in New England from 2004-05 spending time in the operations department.
• CB **Troy Hill** was claimed off waivers from the Patriots in 2015.
• OLB **Derek Rivers** was claimed by the Rams off waivers from New England in Week 11 of the 2020 NFL season.
• K **Kai Forbath** spent time at the Patriots in 2019.

Former Rams:

• Quarterbacks Coach Jedd Fisch was the Rams senior offensive assistant in 2018 and the assistant offensive coordinator in 2019.
• Offensive Coordinator Josh McDaniels held the offensive coordinator/quarterbacks coaching role at the Rams in 2011.
• DB Cody Davis was signed by the Rams as an undrafted free agent in 2013 and spent five seasons with the franchise.

History Lesson

In 1989, the Los Angeles Rams defeated the New England Patriots, 24-10, in their final regular season game. The game was played at Foxboro Stadium on Christmas Eve.

Rams RB Greg Bell recorded 210 rushing yards on the game which is ranked 8th all-time across the Rams franchise for rushing yards in a game. Bell had 26 carries and scored the winning touchdown in the fourth quarter. The efforts were matched in the passing game with WR Henry Ellard recording 111 receiving yards on four receptions from QB Jim Everett.

On defense, LB Fred Strickland had two interceptions for 56 yards, while teammate DB Jerry Gray had a pick six touchdown off a 27-yard run. The win would give the Rams an 11-5 record and take them through to the NFC Wild Card Game where they would go on to defeat the Philadelphia Eagles and earn their spot in the NFC Divisional Playoff.

Los Angeles Rams vs. New England Patriots Week 14

Rams-Patriots Series History

Record vs. Patriots (including postseason).....Patriots, 9-5
Series points.....Patriots - 307, Rams - 235
Last regular season game.....Patriots, 26-10, 12/4/2016
Rams largest winning margin.....14, twice
Patriots largest winning margin.....38, 45-7, 10/28/2012
Current series streak.....Patriots, six games
Rams longest win streak.....four games, 1986-2001
Patriots longest win streak.....six games, 2002-present
Most points, Rams..... 32, Rams 32-18, 12/13/1998
Most points, Patriots..... 45, Patriots 45-7, 10/28/2012
Most points, both teams..... 62, Patriots, 40-22, 11/7/2004
Fewest points, Rams..... 3, Patriots, 13-3, 2/3/2019
Fewest points, Patriots..... 0, Rams, 14-0, 9/13/1992
Fewest points, both teams..... 14, Rams, 14-0, 9/13/1992

By The Numbers

51

L.A.'s has committed only **51** penalties through the first 12 games of the 2020 season. The 51 penalties is tied for the second-fewest in the NFL.

340

Since the start of the 2019 season, the Rams have run a league-high **340** play-action passes. L.A. averages 100.0 yards per game in the play-action game.

198.3

The Rams defensive unit is allowing opposing QBs to throw for **198.3** yards per game. The mark is the third-lowest total in the NFL.

Rams 2020 Leaders

Passing	**Comp/Att.**	**Yards**	**TDs**	**INTs**	**Rtg.**
Jared Goff	308/450	3,372	17	10	93.7
Rushing	**Att.**	**Yards**	**Avg.**	**Long**	**TDs**
Darrell Henderson Jr.	123	559	4.5	40	5
Receptions	**Rec.**	**Yards**	**Avg.**	**Long**	**TDs**
Cooper Kupp	74	836	11.3	55t	2
Receiving Yards	**Yards**	**Rec.**	**Avg.**	**Long**	**TDs**
Cooper Kupp	836	74	11.3	55t	2
Tackles	**Total**	**Solo**	**Asst.**		
John Johnson III	83	56	27		
Sacks	**No.**	**Yards**			
Aaron Donald	11.0	71.0			
Interceptions	**No.**	**Yards**	**Avg.**	**Long**	**TD**
Darious Williams	4	21	5.25	19	0
Punting	**No./Yards**	**Avg.**	**Net Avg.**	**In20**	**Long**
Johnny Hekker	49/2,281	46.6	40.1	25	63
Kicking	**FGM**	**FGA**	**FG Pct.**	**Long**	**Points**
Samuel Sloman	8	11	72.7	42	42
Punt Returns	**Ret/FC**	**Yards**	**Avg.**	**Long**	**TDs**
Nsimba Webster	19/12	102	5.4	15	0
Kickoff Returns	**Ret.**	**Yards**	**Avg.**	**Long**	**TDs**
Nsimba Webster	10	215	21.5	30	0

Patriots 2020 Leaders

Passing	**Comp/Att.**	**Yards**	**TDs**	**INTs**	**Rtg.**
Cam Newton	190/285	2,053	5	9	80.3
Rushing	**Att.**	**Yards**	**Avg.**	**Long**	**TDs**
Damien Harris	126	641	5.1	41	2
Receptions	**Rec.**	**Yards**	**Avg.**	**Long**	**TDs**
Jakobi Meyers	38	458	12.1	33	0
Receiving Yards	**Yards**	**Rec.**	**Avg.**	**Long**	**TDs**
Damiere Byrd	518	37	14.0	42t	1
Tackles	**Total**	**Solo**	**Asst.**		
Adrian Phillips	83	45	28		
Sacks	**No.**	**Yards**			
Chase Winovich	3.5	15.0			
Interceptions	**No.**	**Yards**	**Avg.**	**Long**	**TD**
J.C. Jackson	7	58	8.3	30	0
Punting	**No./Yards**	**Avg.**	**Net Avg.**	**In20**	**Long**
Jake Bailey	34/1,641	48.3	45.4	19	65
Kicking	**FGM**	**FGA**	**FG Pct.**	**Long**	**Points**
Nick Folk	20	22	90.9	51	86
Punt Returns	**Ret/FC**	**Yards**	**Avg.**	**Long**	**TDs**
Gunner Olszewski	9/10	242	26.9	70t	1
Kickoff Returns	**Ret.**	**Yards**	**Avg.**	**Long**	**TDs**
Gunner Olszewski	17	397	23.4	33	0

Los Angeles Rams vs. New England Patriots Week 14

Tale Of The Tape

Offensive Totals
(based on 2020 regular-season statistics)

Rams		Patriots
278	Total First Downs	270
98	By Rushing	117
164	By Passing	127
16	By Penalty	26
78/167	3rd Down: Made/Att.	61/140
46.7%	3rd Down Pct.	43.6%
5/11	4th Down: Made/Att.	9/13
45.5%	4th Down Pct.	69.2%
32:01	Possession Avg.	30:29
4744	Total Net Yards	4108
395.3	Avg. Yards/Game	342.3
825	Total Plays	758
5.8	Avg. Yards/Play	5.4
1490	Net Yards Rushing	1811
124.2	Avg. Yards/Game	150.9
359	Total Rushes	398
3254	Net Yards Passing	2297
271.2	Avg. Yards/Game	191.4
16/118	Sacks Allowed/Yards	22/133
3372	Gross Yards	2430
450/308	Attempts/Completions	338/221
68.4%	Completion Pct.	65.4%
10	Had Intercepted	13
49/46.6	Punts/Gross Avg.	34/48.3
40.1	Net Punting Avg.	45.4
51/494	Penalties/Yards	45/415
17/10	Fumbles/Lost	13/4
37	Touchdowns	31
18	By Rushing	19
17	By Passing	8
2	By Returns	4

Defensive Totals
(based on 2020 regular-season statistics)

Rams		Patriots
223	Total First Downs	244
71	By Rushing	88
135	By Passing	138
17	By Penalty	18
54/153	3rd Down: Made/Att.	58/138
35.3%	3rd Down Pct.	42.0%
8/17	4th Down: Made/Att.	2/9
47.1%	4th Down Pct.	22.2%
27:59	Possession Avg.	29:31
3496	Total Net Yards	4135
291.3	Avg. Yards/Game	344.6
757	Total Plays	717
4.6	Avg. Yards/Play	5.8
1117	Net Yards Rushing	1426
93.1	Avg. Yards/Game	118.8
286	Total Rushes	330
2379	Net Yards Passing	2709
198.3	Avg. Yards/Game	225.8
36/252	Sacks For/Yards	18/121
2631	Gross Yards	2830
435/272	Attempts/Completions	369/244
62.5%	Completion Pct.	66.1%
12	Interceptions	14
62/47.8	Punts/Gross Avg.	36/47.3
43.8	Net Punting Avg.	38.6
56/425	Penalties/Yards	64/507
13/8	Fumbles/Lost	10/4
28	Touchdowns Allowed	28
10	By Rushing	11
14	By Passing	16
4	By Returns	1

Rams Top-10 Offensive Rankings

Rank	Statistic	Value
3	Total Yards (Net) per Game (Offense)	395.3 yards
4t	Sacks Allowed (Offense)	16 sacks
5	Net Passing Yards Per Game	271.2 yards
6	Off Third Down Percentage (Offense)	46.7 percent
8t	Rushing Yards Per Game	124.2 yards
9	Rush Percentage (Offense)	43.5 percent

Rams Top-10 Defensive Rankings

Rank	Statistic	Value
2	Def Third Down Percentage (Defense)	35.3 percent
2	Defensive Total Yards Per Game	291.3 yards
3	Defensive Rushing Yards Per Game	93.1 yards
3t	Takeaways - Total Takeaways (Teams)	20 takeaways
3t	Defensive Sacks	36.0 sacks
3	Passing Percentage (Defense)	62.2 percent
3	Defensive Net Passing Yards Per Game	198.3 yards

All-Time Series History

Date	Game	Result	Location
9/29/1974	at New England	L, 20-14	Schaefer Stadium
11/16/1980	at New England	W, 17-14	Schaefer Stadium
12/11/1983		L, 21-7	Anaheim Stadium
11/16/1986		L, 30-28	Anaheim Stadium
12/24/1989	at New England	W, 24-20	Foxboro Stadium
9/13/1992		W, 14-0	Anaheim Stadium
12/13/1998		W, 32-18	TWA Dome
11/18/2001	at New England	W, 24-17	Foxboro Stadium
2/3/2002	Neutral	L, 20-17^	Louisiana Superdome
11/7/2004		L, 40-22	Edward Jones Dome
10/26/2008	at New England	L, 23-16	Gillette Stadium
10/28/2012		L, 45-7	Wembley Stadium (London)
12/4/2016	at New England	L, 26-10	Gillette Stadium
2/3/2019	Neutral	L, 13-3†	Mercedes-Benz Stadium

^ - Super Bowl XXXVI
† - Super Bowl LIII

Series Record:
5-9, New England
5-7, New England (Regular Season)
0-2, New England (Postseason)

Coaches' Corner

On January 12, 2017, Los Angeles Rams Owner/ Chairman E. Stanley Kroenke named Sean McVay the 23rd full-time head coach in franchise history. McVay became the youngest coach in modern NFL history at 30 years old.

McVay's third season as head coach in Los Angeles produced his third-consecutive winning season, as the team finished with a 9-7 record. Finishing with a winning record in three-consecutive seasons had not been accomplished by a Rams team since 1999-2001, and it was only the third time since 1980 the franchise accomplished the feat. Additionally, McVay became the first head coach since 2016 to have a winning record in each of their first three seasons as a head coach. He became the fourth Rams head coach to have a winning record in three-consecutive seasons.

In his third year working with QB Jared Goff, McVay helped the fourth-year passer throw for over 4,000 passing yards for the second-consecutive season, becoming the first quarterback in franchise history to do so. Goff also climbed up the Rams' passing leader board, closing out the season sixth on L.A.'s all-time passing leader board.

Under McVay's guidance, the Rams had multiple wide receivers finish the season with over 1,000 receiving yards. WR Robert Woods posted his second-consecutive season with over 1,000 receiving yards, ending the season with 1,134. WR Cooper Kupp posted his first season with over 1,000 receiving yards, totaling a team-best 1,161. 2019 was the first time since 1999-2002 the Rams had consecutive seasons with multiple receivers recording over 1,000 yards.

McVay also helped orchestrate an offensive line that lost two starters during the season. Despite changes in personnel and position, L.A.'s offensive front managed to post six games without allowing a sack, good for a single-season franchise record.

L.A.'s defense added a pair of veterans ahead of the 2019 season, welcoming S Eric Weddle and LB Clay Matthews to the defensive unit. The defense received a boost when L.A. acquired Pro Bowl CB Jalen Ramsey via trade in Week 7. The defense went on to finish with the fourth-most sacks in the league (50.0) and was ranked 13th overall.

In McVay's second season guiding the Rams, the 32-year-old leader turned in one of the best seasons in franchise history. The Rams posted a 13-3 record, which tied for the second-best record in franchise history, won a pair of playoff games and advanced to the Rams fourth Super Bowl appearance days after his 33rd birthday, becoming the youngest NFL head coach to ever help his team to a Super Bowl.

The 2018 Los Angeles Rams built on the successful foundation McVay and company laid in their first season in 2017. With the guidance of McVay, the Rams' passing attack finished among the top-10 in passing yards per attempt (8.33, 4th), passing yards per game (295.6, 5th) and touchdowns (32, tied for 8th). Third-year QB Jared Goff set career-bests across the stat sheet, amassing 4,688 passing yards, the second-best single-season output in Rams history.

In his first season guiding the Rams, McVay completed one of the greatest offensive turnarounds in NFL history. He helped the Rams move from the 32nd-ranked scoring offense in 2016 to the league's top-scoring team in 2017, marking the first time in league history a team has gone from last to first in scoring. The first-year head coach led the Rams to an 11-5 record and their first NFC West title since the 2003 season, earning the team's first playoff berth since 2004.

Following his first season in L.A., McVay was named The Associated Press Coach of the Year, becoming the youngest head coach to ever win the award. RB Todd Gurley II brought home Offensive Player of the Year honors, while DT Aaron Donald was named the Defensive Player of the Year, marking the first time in the 45 year history of the awards there was a sweep of three of the league's top awards. The Rams placed eight players in the 2018 Pro Bowl, the most in a single season by the franchise since the 1999 campaign.

Under McVay's guidance in 2017, second-year QB Jared Goff flourished, earning his first Pro Bowl appearance. Goff completed 296-of-477 (62.1 percent) of his passes for 3,804 yards with 28 touchdowns and seven interceptions posting a 100.5 QB rating on the season. Gurley led the league in scrimmage yards finishing the year with 2,093 yards, including 1,305 rushing yards and 788 receiving yards. Additionally, Gurley was the league's highest scoring non-kicker posting 19 total touchdowns on the season.

Following his second season as an NFL head coach, McVay ranked 17th on Fortune Magazine's World's Greatest Leaders Top-50 List. McVay is joined on the list by the likes of Bill Gates and Jacinda Ardern, the Prime Minister of New Zealand. The complete rankings are found in the May 2019 issue of Fortune.

McVay graduated from Miami University (Ohio) where he played wide receiver from 2004-07, earning Miami's Scholar-Athlete Award in 2007. His grandfather, John, served in various roles – including vice president/director of football operations from 1983-94 – for the San Francisco 49ers from 1979-95, overseeing five Super Bowl championship squads and earning induction into the 49ers Hall of Fame in 2013.

Bill Belichick completed his 45th season as an NFL coach in 2019 and is in his 21st season as head coach of the New England Patriots. Belichick is the only head coach in NFL history to win six Super Bowl titles. In 2018, Belichick won his sixth Super Bowl, joining George Halas and Curly Lambeau as the only NFL coaches with six championships. He enters his 46th consecutive year as an NFL coach in 2020, passing Pro Football Hall of Famer Dick LeBeau (45) for most consecutive seasons as an NFL coach. The only other NFL coach with at least 40 consecutive NFL coaching seasons is Tom Moore with 41.

Through 2019, Belichick owns the most wins among all active coaches and ranks third all-time with 304 total victories as a head coach. Belichick's winning percentage of .686 ranks first in NFL history among coaches with 150 or more wins. He has led the Patriots to a winning record for 19 consecutive seasons (2001-19), trailing only Dallas' Tom Landry, who recorded 20 consecutive winning seasons from 1966-85. Belichick has also notched 31 postseason wins in his career, most by a head coach in NFL history. Belichick, who was hired by Patriots Chairman and CEO Robert Kraft on Jan. 27, 2000, completed his 20th season with the Patriots in 2019. In 20 seasons, Belichick has delivered six Super Bowl championships, nine conference titles, 17 division crowns (with 2002 and 2008 lost on tiebreakers) and 30 playoff victories, while posting an overall record of 267-94. In 2019, the Patriots won their 11th consecutive division championship, extending their NFL record previously held by the L.A. Rams (1973-79). Belichick directed the Patriots to victories in Super Bowls XXXVI (2001), XXXVIII (2003), XXXIX (2004), XLIX (2014), LI (2016) and LIII (2018), and in 2007 he became the only NFL head coach to guide his team to a 16-0 regular season. From 2003 to 2004, Belichick directed the Patriots to a winning streak of 21 consecutive games, including the postseason. In 2018, Belichick joined Marv Levy (4) and Don Shula (3) as the only NFL head coaches to lead their team to three consecutive Super Bowl appearances.

Despite an NFL system designed to ensure parity, Belichick's program has produced a remarkable run of sustained on-field success. From 2000-19, the Patriots won 74 percent of their regular-season games (237-83), the highest winning percentage of any major American professional sports team over that span. Over a 100-game stretch from 2003-09, Belichick directed the team to 81 wins, the most in NFL history by a head coach. Additionally, the Patriots finished 2019 with 141 wins (regular and postseason) in this decade surpassing their previous NFL record for wins in a decade with 126 victories from 2000-09. From 2011-18, Belichick's teams won the AFC East title and advanced in the playoffs, with the Patriots eight straight years of playoff advancement extending their NFL record previously held by Dallas with six (1991-96). Additionally, New England is the only franchise in the NFL to qualify for the playoffs in each of the last 11 seasons (2009-19), besting Dallas and Indianapolis, who qualified for the postseason for nine consecutive years.

Belichick's 31 career playoff wins are the most all-time among head coaches, while New England's 16 playoff victories from 2010-19 are the most in any decade in NFL history. He has compiled a career playoff record of 31-12, with his .721 playoff winning percentage placing him third in NFL history.

Belichick's Patriots have rarely been rattled, able to consistently maintain leads and bounce back following losses. Since the beginning of the 2003 season, New England is 46-9 (.836) in regular-season games following a loss, dropping back-to-back regular-season contests just nine times over that span.

In addition, the Patriots have consistently maintained their focus throughout the year and have played their best football late in the season. Since 2001, the Patriots lead the league with a 114-35 (.765) overall record in games played on Thanksgiving or later in the NFL season, including playoffs. The club has also posted NFL-best 45-17 (.726) mark since 2001 in games played on Christmas or later in the NFL season and have gone an NFL-best 67-16 (.807) in the month of December.

Since becoming Patriots head coach in 2000, Belichick is 69-18 (.793) in December, the second-best record in December among head coaches with one team in NFL history (min. 25 games), behind George Seifert (27-6, .818). Additionally, Belichick is the first head coach in NFL history to lead a team to three straight 500-point seasons (2010-12) and the Patriots are the first franchise in NFL history to score 500 or more points in four seasons (2007-589, 2010-518, 2011-513 and 2012-557).

Bill Belichick was born April 16, 1952, in Nashville, Tennessee, and raised in Annapolis, Maryland. His father, Steve, played fullback for the Detroit Lions in 1941 and coached for 33 years at the Naval Academy. Bill was a standout prep athlete at Annapolis High, where he has since been inducted into the school's hall of fame. In 2020, Belichick became the first recipient of the key to the city of Annapolis. He attended Phillips Academy in Andover, Massachusetts, before enrolling at Wesleyan, where he earned his bachelor's degree in economics in 1975. In 2018, Belichick was one of six people appointed to the President's Council on Sports, Fitness and Nutrition, a committee that engages, educates and empowers all Americans to adopt a healthy lifestyle that includes regular physical activity and good nutrition.

In 2019, Belichick joined Chuck Noll (1970s-80s) as the only other coach in NFL history to be selected to two NFL All-Decade teams. Last year he was also featured as a regular co-host on NFL Network's "NFL 100 All-Time Team" series showcasing the 100 greatest players in league history. For his part in the series, Belichick was nominated for Sports Emmy for Outstanding Sports Personality - Studio Analyst.

Coordinators' Corner

Kevin O'Connell

Offensive Coordinator Kevin O'Connell

Kevin O'Connell enters his first year as offensive coordinator for the Los Angeles Rams after being hired by the team on Jan. 16, 2020.

O'Connell joins the Rams after spending three seasons with the Washington Football Team, most recently serving as Washington's offensive coordinator in 2019. He previously was the team's passing game coordinator in 2018 and quarterbacks coach in 2017.

In 2019, O'Connell spent time developing rookie QB Dwayne Haskins, who was named the team's starter ahead of a Week 11 contest against the New York Jets. In Haskins' six games after being named the starter, he threw for 1,081 yards and seven touchdown passes. His passing output from Weeks 11-17 was second only to Cardinals QB Kyler Murray, who attempted 23 more passing attempts than Haskins in that time frame.

The 2018 season saw O'Connell work with five different quarterbacks while serving as Washington's passing game coordinator. O'Connell was instrumental in preparing the four quarterbacks who started a game in 2018, which was the most in franchise history in the Super Bowl era.

O'Connell worked closely with QB Alex Smith in the beginning of the 2018 season before Smith suffered a season-ending injury. Through nine games, Smith totaled 2,180 passing yards, 10 touchdowns and led Washington to a 6-3 record before missing the rest of the season. O'Connell helped implement elements of the run-pass option at the beginning of the 2018 season. Through Week 11 of the 2018 season, Smith ranked tenth among quarterbacks in rushing yards.

Brandon Staley

Defensive Coordinator Brandon Staley

Brandon Staley enters his first season as the defensive coordinator for the Los Angeles Rams. He was hired by the team on Jan. 16, 2020.

Staley joins the Rams after spending the 2019 season as the outside linebackers coach for the Denver Broncos.

In 2019, the Broncos ranked first in the NFL in red zone scoring defense, allowing a touchdown on only 18-of-46 opponent trips (39.1 percent) into the red zone. Denver's opponents scored only nine rushing touchdowns in 2019, tied for the fifth-fewest in that category.

Additionally, the Broncos defensive unit finished ninth in opponent passing completion percentage (64.8 percent) and 10th in scoring defense, allowing 19.8 points per game.

In Denver, Staley worked closely with Broncos OLB Von Miller, who was selected as a starter to the 2020 Pro Bowl following a 8.0-sack, 46-tackle season that also included 10 tackles for loss and 20 quarterback hits. Staley joined Denver's staff after working under Broncos Head Coach Vic Fangio in Chicago during the 2017 and 2018 seasons.

Staley held the same role in Chicago, where he was influential in the success of OLB Khalil Mack during the 2018 season. Over the course of his two seasons in Chicago, the Bears tied for second in the NFL in sacks (92.0) and had the third-most sacks by a linebacking corps (51.0) in the league. Chicago led the NFL in takeaways over that span (58) while also ranking in the top-six in the league in scoring defense (17.7 points per game, fourth), total yards (299.7 yards per game, sixth) and rushing defense (80.0 rushing yards per game, second).

John Bonamego

Special Teams Coordinator John Bonamego

John Bonamego enters his first season as the special teams coordinator for the Los Angeles Rams. He was hired by the team on Feb. 8, 2020.

Bonamego joins the Rams after spending the 2019 season with the Detroit Lions, his second stint as the team's special teams coordinator, previously serving in the same position from 2013-2014.

In 2019, the Lions special teams unit was led by PR/KR Jamal Agnew who was the only player in the NFL to record a kickoff and a punt return touchdown on the season. Detroit's special teams efforts held opponents to an average starting position at the 26.1 yard line, ranking fourth in the category.

P Sam Martin enjoyed a strong season in 2019 under the guidance of Bonamego. He finished sixth in the NFL with 31 punts downed inside opponents' 20-yard line. As a unit, the punt team limited opponents to only 130 return yards on the season - the fourth fewest yards allowed - while opponents averaged 4.5 yards per punt return.

Bonamego previously served as the head coach at Central Michigan University for four seasons (2015-18). He led the Chippewas to a share of the Mid-American Conference West Division title in 2015 and helped CMU to bowl appearances in each of his first three seasons.

Los Angeles Rams Coaching Staff

Sean McVay	Head Coach
Brandon Staley	Defensive Coordinator
Kevin O'Connell	Offensive Coordinator
John Bonamego	Special Teams Coordinator
Joe Barry	Assistant Head Coach/Linebackers
Aaron Kromer	Run Game Coordinator/Offensive Line
Shane Waldron	Pass Game Coordinator
Thad Bogardus	Assistant Defensive Line
Thomas Brown	Running Backs Coach
Liam Coen	Assistant Quarterbacks Coach
Jonathan Cooley	Defensive Quality Control
Andy Dickerson	Assistant Offensive Line
Ejiro Evero	Safeties Coach
Eric Henderson	Defensive Line Coach
Zak Kromer	Offensive Quality Contro
Justin Lovett	Head Strength Coach
Bill Nayes	Assistant to the Head Coach
Fernando Noriega	Assistant Strength and Conditioning
Wes Phillips	Tight Ends
Aubrey Pleasant	Cornerbacks
Zac Robinson	Assistant Wide Receivers Coach
Chris Shula	Outside Linebackers
Tory Woodbury	Assistant Special Teams
Dustin Woods	Assistant Strength and Conditioning
Eric Yarber	Wide Receivers

Key Contributors

Offense

WR Cooper Kupp – Fourth-year pro has appeared in 51 regular season games (39 starts) with one appearance in the postseason. Leads the Rams with 836 receiving yards and 74 receptions. Posted seven receptions and set a single-game career-high 220 receiving yards in a 2019 Week 8 victory against Cincinnati (10/27/19) to average 31.4 yards per reception. The feat is the most receiving yards in an International Series game in league history. In his career, has 262 receptions for 3,359 yards and 23 touchdowns.

TE Tyler Higbee – Played in 74 career regular season games (65 starts) in addition to starting all four postseason contests he's appeared in. Recorded a career-high 69 receptions for a career-best 734 yards and three touchdowns in 2019. Posted four-straight 100-plus yard receiving output from Weeks 13-16 in 2019. Has caught 161 passes for 1,751 yards with 10 touchdowns in his career. Became the first Rams pass catcher to record three touchdowns in a game since Torry Holt in 2006 in a 2020 Week 2 win over Philadelphia.

OL Joe Noteboom – Third-year pro out of TCU, earned his first career start in a 2019 Week 1 contest at Carolina. Appeared in 28 regular season games with 11 starts. Earned his first start at the left tackle position for injured OL Andrew Whitworth in a Week. Played all 16 regular season games and tthree postseason contests as a rookie in 2018. Was drafted in the third round, No. 89 overall in the 2018 NFL Draft.

OL David Edwards – Second-year pro out of Wisconsin, appeared in 28 games with 20 starts. Played in all 16 games as a rookie in 2019 with 10 starts. Earned his first start of the 2020 season at left guard. Has played all 12 games with 10 starts at left guard in 2020.

OL Austin Blythe – Fifth-year pro has appeared in 67 regular season games with 45 starts, including 30-of-32 games between 2018-19 at the right guard position. Started a 2019 Week 10 contest against the Steelers at left guard and a Week 12 win over the Bears at center. Opened the 2020 season at the center position. Earned his first postseason start in his second-career playoff game in 2018 NFC Divisional Round, the first-of-three postseason starts. Committed only six penalties in his career.

OL Austin Corbett – Third-year pro out of Nevada. Originally drafted with the first pick in the second round of the 2018 NFL Draft by the Cleveland Browns. Traded to the Rams on Oct. 15, 2019. Appeared in 34 games with 20 starts, including all 12 games during the 2020 season at right guard.

OL Rob Havenstein – Sixth-year pro, started all 80 career regular season games played and all four postseason contests. Has committed only 21 penalties in 80 regular season games. A second-round selection (No. 57 overall) by the Rams in the 2015 NFL Draft, signed a contract extension prior to the 2018 campaign.

WR Robert Woods – The USC product has played in 112 regular season games with 102 starts through Week 13 of 2020. Hit a career-high 90-reception mark for 1,134 yards in 2019, he and WR Cooper Kupp became the first Rams with 90-plus receptions in a single season since 2006 (Steven Jackson, 90). His 139 targets in 2019 makes him the most-targeted receiver for the Rams since 2007 (Torry Holt, 149). Woods' 142 receiving yards single game high in the postseason marks the fourth-highest output in a single postseason game in Rams history and is only the fourth receiver in franchise history to post 100-plus receiving yards in their postseason debut with the Rams.

QB Jared Goff – A fifth-year pro, started all 65 regular season games and all four postseason contests he has played. During the 2020 season, completed 271-of-403 passing attempts for 3,021 yards and 16 touchdowns. The 13th QB since 1950 to throw for over 10,000 yards in their first 40 starts. Became the fourth-youngest quarterback to start a Super Bowl.

RB Malcolm Brown – A sixth-year pro, appeared in 66 games since the 2015 season. Logged a career-best five touchdowns in 2019, including two in the season opener at Carolina to record the first multi-touchdown game in his career. Scored the first touchdown at SoFi Stadium in the season-opening win over the Dallas Cowboys, scored two touchdowns in his second-straight season opener.

RB Cam Akers – Rookie out of Florida State. Made NFL debut and earned his first start in a Week 1 win over the Dallas Cowboys on Sunday Night Football. Posted a carrer-best 84 rushing yards on nine carries against the 49ers in a Week 12 contest. Akers' 61-yard scamper against San Francisco was the longest rush by the Rams in the McVay era.

RB Darrell Henderson Jr. – Second-year pro out of Memphis has played in 25 regular season games with 10 starts. In his first-career start (9/27/20 at Buffalo) posted his first-career 100 yard outing, finishing with 114 yards on 20 carries. Totaled 706 rushing yards on 162 carries (4.4 yards/rush) in his career.

TE Gerald Everett – Fourth-year pro has played in 57 regular season games with eight starts, in addition to one start in four postseason games played in his career. Posted a career-best 408 yards on a career-high 37 receptions with two touchdowns in the 2019 season. Averages over 11 yards per reception. In his career, totaled 1,314 yards receiving on 120 receptions. Posted his first rushing touchdown in a Week 4 win over the Giants.

WR Josh Reynolds – Fourth-year pro has played in 60 regular season games with 21 starts and appeared in four postseason contests with two starts. Caught a career-long 40 yard touchdown pass in a Week 6 loss at San Francisco. Tallied 1,341 yards on 100 receptions with nine receiving touchdowns.

WR Van Jefferson – Rookie out of Florida made his NFL debut in a Week 1 win over the Dallas Cowboys. His first NFL reception was a sideline over-the-shoulder 31-yard pass from QB Jared Goff. Scored his first touchdown on a four-yard reception from Goff in a Week 11 win at Tampa Bay.

Defense

DL Michael Brockers – The ninth-year pro started 133-of-135 career regular season games played and all four postseason contests. The LSU product has 26.0 career sacks, nine passes defensed, two forced fumbles and one fumble recovery. Posted his first sack of the season in a Week 1 win over the Dallas Cowboys on Sunday Night Football. Started his playoff debut and recorded 0.5 sacks, a split sack with DL Aaron Donald.

DL Sebastian Joseph-Day – Selected in the sixth-round (195th overall) of the 2018 NFL Draft. Started 27-of-28 games in his career, first-career start came in Carolina Week 1 of 2019. Started the 2020 season opener on Sunday Night Football at SoFi Stadium. Picked up his first-career sack in Week 4 of the 2019 season against Tampa Bay. Forced his first fumble in a 2020 Week 12 contest against San Francisco. Tallied 40 tackles, including 26 solo stops through Week 13 of the 2020 season. Tallied 84 total tackles in his career, including 51 solo stops.

DL Aaron Donald – Six-time Pro Bowler and five-time All-Pro has started 102-of-106 regular season games played in addition to all four postseason appearances. Named a team captain in 2019 and 2020. Recorded his 21st-career multi-sack game in a Week 5 win at Washington. 20.5 sacks came in 2018, accounting for the most in a single season by a Rams defender. The back-to-back NFL Defensive Player of the Year (2017-18) has 83.0 career sacks.

OLB Samson Ebukam – Fourth-year pro out of Eastern Washington. Played in 60 regular season games with 31 starts through Week 13 of 2020 and four postseason appearances (two starts). Tallied 21 tackles, including 11 solo and 1.5 sacks through Week 13 of 2020. Recorded his first 0.5 sack of the 2020 campaign in a Week 4 win over the Giants. Tallied a career-best 4.5 sacks in 2019. Career totals include 129 total tackles, 11.0 sacks, 23 QB hits, five forced fumbles and two defensive touchdowns.

OLB Leonard Floyd – Joined the Rams as a fifth-year pro after being acquired in free agency via Chicago (3/18/20). Started every game played professionally (66) amassing 193 total tackles (129 solo), 25.5 sacks, 59 QB hits, one forced fumble, four additional fumble recoveries and two defensive touchdowns. In 2020 matched a career-high 7.0 sacks through the team's first 11 games.

LB Kenny Young – Third-year pro out of UCLA, joined the Rams via trade during the 2019 season. Appeared in all 12 games with four starts in 2020. Posted 37 total tackles (20 solo) through Week 13. Played in five games with three starts with the Ravens and appeared in nine games for the Rams during the 2019 season. As a rookie in 2018, played all 16 games with three starts in Baltimore, finished with 37 total tackles and 2.5 sacks. Played 42 games with 10 starts in his career. Tallied 97 career tackles (68 solo).

CB Troy Hill – Sixth-year professional, played 69 career games with 35 starts. Posted 201 total tackles, including 163 solo stops in his career. Posted back-to-back seasons (2018-19) with multiple interceptions, and one in 2020 to total five career interceptions with 20 passes defensed. Started all 12 games in 2020 and posted a career-best 67 tackles (51 solo). Had a career game in a 2019 Week 11 win over the Bears, finishing with six solo tackles, 1.0 sack, one interception and three passes defensed. Recorded back-to-back touchdowns in Week 12 and 13, Week 12 was a scoop and score fumble recovery against the 49ers, week 13 was a pick-six against the Cardinals.

CB Jalen Ramsey – Fifth-year pro, has played in 71 career games with 70 starts. Acquired via trade with Jacksonville on 10/15/19. Recorded 276 tackles, including 240 solo stops in his career. Snared 11 career interceptions, including his first as a Ram in a 2019 Week 16 contest at San Francisco and the first of the 2020 season in a win over Chicago. Tallied 52 passes defensed.

CB Darious Williams – Third-year pro out of UAB, has appeared in 28 games with 11 starts through Week 13 of his third season in the league. Started the final two games of the 2019 season for the Rams and the first four games of the 2020 season. In his career, tallied 39 tackles (36 solo), six interceptions, two tackles for loss, one fumble recovery and 17 passes defensed.

S John Johnson III – Fourth-year pro, has started 44-of-50 games played since entering the league in 2017. Named a captain for the 2020 season. Career tallies include 328 total tackles (218 solo), eight interceptions and 32 passes defensed. Two interceptions in 2019 came in Weeks 2 and 3, marking the first time in his career to garner one interception in back-to-back weeks in at least two consecutive seasons. Recorded his first interception of the 2020 season in a Week 4 loss at Buffalo.

Rams Team Notes

Longest Tenured Rams

LS Jake McQuaide

There are currently four Rams who have played at least 100 regular season games for the franchise, led by LS Jake McQuaide with 156 career regular season games played in a Rams uniform. McQuaide has played in every game since joining the franchise as an undrafted free agent following the 2011 NFL Draft.

P Johnny Hekker (140), DL Michael Brockers (135) and DL Aaron Donald (106) join McQuaide for most games played for the Rams organization.

McQuaide is the longest-tenured Ram and is the only player on the team that was signed or drafted prior to the arrival of General Manager Les Snead in advance of the 2012 NFL Draft.

Pos.	Player	Games Played for the Rams
LS	Jake McQuaide	156
P	Johnny Hekker	140
DL	Michael Brockers	135
DL	Aaron Donald	106

Winning Big

Since Head Coach Sean McVay took over prior to the start of the 2017 season, the Rams have won six games by at least 29 points. L.A. is one of three franchises to record at least six wins of more than 29 points in that time frame. The Rams' big wins have come twice against the Cardinals and once against the 49ers, Seahawks, Giants and the Colts.

The Ravens have a league-best seven big wins, while the Patriots also have six big wins and the Saints rank fourth with five big wins.

Big Wins, (by at Least 29 points) 2017-2020

Team	29-Plus Point Wins
1. Baltimore Ravens	7
2. Los Angeles Rams	**6**
2t. New England Patriots	6
4. New Orleans Saints	5
5t. Kansas City Chiefs	3
5t. Los Angeles Chargers	3
5t. Dallas Cowboys	3
8t. Jacksonville Jaguars	2
8t. Chicago Bears	2
8t. Pittsburgh Steelers	2

Fresh Faces

Despite returning 16-of-22 starters from the 2019 season, the Rams welcome 16 new faces, including 10 rookies to give a fresh look to open the 2020 regular season. Defensive veteran, OLB Leonard Floyd joined after starting his career with the Chicago Bears to add to a stout defensive presence that ranked fourth-overall in total tackles and total sacks in 2019.

The Rams 2020 draft class features a balanced approach to strengthen both sides of the ball, including playmakers RB Cam Akers (Florida State), WR Van Jefferson (Florida) and S Jordan Fuller (Ohio State). Four selections were used on offense and defensive respectively.

Pos.	Name	College	Height	Weight	Obtained
Free Agents (3):					
OLB	Leonard Floyd	Georgia	6-5	240	FA-'20
K	Matt Gay	Utah	6-0	231	FA-'20
DL	A'Shawn Robinson	Alabama	6-4	330	FA-'20
Waiver Claims (2):					
LB	Justin Hollins	Oregon	6-5	248	W(Den)-'20
OLB	Derek Rivers	Youngstown St.	6-5	250	W(NE)-'20
Rookies (11):					
RB	Cam Akers	Florida State	5-10	217	D2a-'20
WR	Van Jefferson	Florida	6-1	200	D2b-'20
TE	Brycen Hopkins	Purdue	6-4	245	D4-'20
S	JuJu Hughes	Fresno State	5-11	188	FA-'20
S	Jordan Fuller	Ohio State	6-2	203	D6-'20
OLB	Terrell Lewis	Alabama	6-5	262	D3a-'20
OL	Tremayne Anchrum	Clemson	6-2	314	D7c-'20
RB	Xavier Jones	SMU	5-11	208	FA-'20
WR	Trishton Jackson	Syracuse	6-1	191	FA-'20
DB	J.R. Reed	Georgia	6-1	195	FA-'20
RB	Raymond Calais	Louisiana-Lafayette	5-8	188	FA-'20*

* joined as a free agent after camp

In addition to the 16 new players, the Rams introduced three new coordinators this offseason - Brandon Staley (defensive coordinator), Kevin O'Connell (offensive coordinator) and John Bonamego (special teams coordinator). Staley spent last season as the Broncos OLB coach, O'Connell was the Washington Football Team's offensive coordinator and Bonamego was Detroit's special teams coordinator.

Age Is Just A Number

As of Week 1 of the 2020 season, the Rams were the league's third-youngest team with an average age of 25.53 years old at the start of the regular season.

OL Andrew Whitworth is the team's oldest player at 38 years old, while RB Cam Akers celebrated his 21st birthday this summer.

NFL Team Average Age (As of 2020 Week 1)

Team	Average Age
1. Jacksonville Jaguars	25.35
2. Miami Dolphins	25.41
3. Los Angeles Rams	**25.53**
4. Minnesota Vikings	25.81
5. Cleveland Browns	25.86

At the start of the 2019 season, L.A. was the league's 11th youngest team.

Rams Team Notes

A Trade A Day Keeps The Doctor Away

On Tuesday, Oct. 15, 2019 the Los Angeles Rams engaged in trades with three separate teams - the Cleveland Browns, Baltimore Ravens and Jacksonville Jaguars, from which they acquired three players.

The trade frenzy marked the first time one team has made a trade with three or more teams on the same day, during the regular season. On 10/17/89, the Cowboys made trades involving three players (Darrin Nelson, Steve Pelleur and Paul Palmer) with three teams (Chargers, Chiefs and Lions).

Rams Acquired Players via Trade 10/15/19

Pos.	Player	School	Ht.	Wt.	Acquired
OL	Austin Corbett	Nevada	6-4	306	T(CLE)-'19
LB	Kenny Young	UCLA	6-1	234	T(BAL)-'19
CB	Jalen Ramsey	Florida State	6-1	208	T(JAX)-'19

The trio combined for 15 starts and appeared in 26 games after arriving in Los Angeles a season ago.

First-Round Focus

The Rams have four players on their 90-man roster who entered the league as first-round selections in the NFL Draft, three of their four current first-round selections were drafted by the Rams.

CB Jalen Ramsey was a first-round selection, No. 5 overall by the Jacksonville Jaguars in the 2016 NFL Draft.

First-Round Players on the Rams

Player (Team)	Position	Draft	Selection
Michael Brockers	DL	2012	14th overall
Aaron Donald	DT	2014	13th overall
Jared Goff	QB	2016	1st overall
Jalen Ramsey (Jax)	CB	2016	5th overall

Rams QB Jared Goff and NFL Commissioner Roger Goodell during 2016 NFL Draft

Follow Our Lead

In a Week 2 win over Philadelphia, the Rams never trailed and held a lead for 28:51, the first game of the season the team didn't trail its opponent. The Rams never trailed the Giants in the Week 4 win at SoFi Stadium, holding a lead over New York for 31:37. In a Week 7 win over the Bears, the Rams never trailed and led for 26:22.

The Los Angeles Rams haven't had to worry much about making a comeback since Head Coach Sean McVay arrived in 2017.

Games Where Rams Never Trailed Their Opponent (McVay Era)

Season, Week, Opponent	Opp. Trailing Time
2017, Week 1, vs. Indianapolis Colts	57:43
2017, Week 3, at San Francisco 49ers	56:03
2017, Week 7, vs. Arizona Cardinals	49:14
2017, Week 9, at New York Giants	52:31
2017, Week 12, vs. New Orleans Saints	55:53
2017, Week 13, at Arizona Cardinals	56:41
2017, Week 15, at Seattle Seahawks	57:06
2018, Week 2, vs. Arizona Cardinals	44:29
2018, Week 3, vs. Los Angeles Chargers	51:14
2018, Week 6, at Denver Broncos	56:23
2018, Week 7, at San Francisco 49ers	51:34
2018, Week 13, at Detroit Lions	38:21
2018, Week 17, vs. San Francisco 49ers	56:57
2019, Week 1, at Carolina Panthers	43:48
2019, Week 2, vs. New Orleans Saints	38:29
2019, Week 8, vs. Cincinnati Bengals	46:06
2019, Week 11, vs. Chicago Bears	48:19
2019, Week 13, at Arizona Cardinals	54:56
2020, Week 2, at Philadelphia	28:51
2020, Week 4, vs. New York Giants	31:37
2020, Week 7, vs. Chicago Bears	26:22

No First And 10

The 2020 NFL Draft marked the 84th draft for the Rams franchise dating back to the second-ever NFL draft in 1937. The team has not had a first-round selection in 11 of those drafts, including a four-year span from 2017-2020.

The season following a draft in which the team didn't make a selection in the first round, the Rams went on to win at least 10 games on six different occasions (1967, 1968, 1973, 1984, 2017, 2018), including four seasons where the Rams claimed the NFC West title (1967, 1973, 2017, 2018).

Additionally, five of the franchise's 21 ties have come during those 10 seasons.

Year (Traded to)	Record, Divisional Finish
2020 (choice to Jacksonville)	8-4
2019 (choice to Atlanta)	9-7, third in NFC West
2018 (choice to New England)	13-3, first in NFC West
2017 (choice to Cleveland through Tenn.)	11-5, first in NFC West
1987 (choice to Houston)	6-9, third in NFC West
1984 (choice to Kansas City)	10-6, second in NFC West
1973 (choice to New England)	12-2, first in NFC West
1972 (choice to NY Giants through N.E.)	6-7-1, third in NFC West
1968 (choice to Detroit)	10-3-1, second in NFC West
1967 (choice to Minnesota)	11-1-2, first in NFC West
1948 (choice to Detroit)	6-5-1, third in Western Conference

In total, the Rams are 102-52-5 (.657) all-time the season after not selecting in the first round of that year's draft.

Rams Team Notes

Honor Roll

LB Micah Kiser, in his second-career NFL start, recorded 16 total tackles, one forced fumble and one pass defensed. The 16 tackles was tied for the most in a single game through the first two weeks of the 2020 campaign.

DL Aaron Donald became the second Rams defender to earn Player of the Week accolades after matching a career-high 4.0 sacks in a Week 5 win at Washington.

P Johnny Hekker won Special Teams Player of the Week for Week 7, a win over Chicago then won Special Teams Player of the Month for October.

OLB Leonard Floyd earned his first-career NFC Defensive Player of the Week honors after posting a career-best 3.0 sacks and one fumble recovery in a Week 10 divisional win over Seattle.

Donald brought home the first award of the 2019 season. The reigning two-time Defensive Player of the Year was named the Defensive Player of the Week following a solid outing against the Bears in the Rams win. QB Jared Goff earned the first Offensive Player of the Week honors following the Week 13 win over the Cardinals and P Johnny Hekker brought home Special Teams Player of the Week accolades in Week 17.

In 2018, QB Jared Goff earned his second-career NFC Player of the Week accolades after posting career numbers against the Vikings in a Week 4 game. Two days later, Goff was named the NFC's Offensive Player of the Month for September.

Donald received his first Player of the Week accolades in 2018 after establishing a career-high 4.0 sacks against the 49ers in a Week 7 win. Donald earned his first-career Player of the Month accolades for October 2018 and again for December 2018.

OLB Samson Ebukam earned NFC Defensive Player of the Week accolades following his 1.0 sack, one interception and two touchdown game against the Chiefs in Week 11. Donald was named Week 16 POW for a 3.0-sack performance against the Cardinals.

There were five Rams honored 10 times during the 2017 campaign with two NFC Special Teams Players of the Week, four NFC Offensive Players of the Week, one NFC Defensive Player of the Week, two NFC Offensive Players of the Month and two Special Teams Players of the Month.

Player	Award	(Season)
Aaron Donald	NFC Def POW	Week 1 (2015)
Aaron Donald	NFC Def POW	Week 14 (2015)
Aaron Donald	NFC Def POW	Week 4 (2016)
Aaron Donald	NFC Def POW	Week 7 (2018)
Aaron Donald	NFC Def POM	October (2018)
Aaron Donald	NFC Def POW	Week 16 (2018)
Aaron Donald	NFC Def POM	December (2018)
Aaron Donald	NFC Def POW	Week 11 (2019)
Aaron Donald	NFC Def POW	Week 5 (2020)
Samson Ebukam	NFC Def POW	Week 11 (2018)
Leonard Floyd	NFC Ded POW	Week 10 (2020)
Jared Goff	NFC Off POW	Week 9 (2017)
Jared Goff	NFC Off POW	Week 4 (2018)
Jared Goff	NFC Off POM	September (2018)
Jared Goff	NFC Off POW	Week 13 (2019)
Johnny Hekker	NFC ST POW	Week 5 (2012)
Johnny Hekker	NFC ST POW	Week 10 (2016)
Johnny Hekker	NFC ST POM	December (2016)
Johnny Hekker	NFC ST POW	Week 17 (2019)
Johnny Hekker	NFC ST POW	Week 7 (2020)
Johnny Hekker	NFC ST POM	October (2020)
Micah Kiser	NFC Def POW	Week 2 (2020)

Success In The West

Under Head Coach Sean McVay, the Rams are 15-7 against NFC West opponents, including a perfect 7-0 against the Arizona Cardinals and have outscored the Cardinals 233-84. L.A. has outscored NFC West foes, 649-443, through McVay's first 21 divisional games. The Rams finished 6-0 in the NFC West during the 2018 season. The last time an NFC West team accomplished the feat was the Cardinals in 2008. It marked the first time the Rams swept the NFC West since 1999.

The Rams are 8-3 in NFC West road contests since the start of the 2017 season, the most recent road win was against the Arizona Cardinals, 38-28, at State Farm Stadium in Week 13. L.A. is 2-1 under McVay at CenturyLink Field. The Rams swept the Seahawks in 2018, marking the first time since 2015 L.A. has swept the Seahawks.

The Rams entered Week 17 of the 2017 season with a two-game lead in the NFC West and an 11-4 record when they decided to rest their starters against the 49ers.

The Rams outscored their divisional opponents, 171-112, during the 2017 season, which was a 59-point differential. It was the highest positive point differential in the division for the Rams since 2001, when the Rams outscored their divisional opponents, 274-160, for a 114-point differential. The 2001 Rams played in a five team division and therefore had eight divisional games that season.

The Rams also posted 30-plus points against all three of their divisional opponents during the 2018 season. The 2002 Rams were previously the last team to accomplish that feat.

Rams NFC West Contests Under Head Coach Sean McVay

Date	Opponent	Score	Differential
09/21/17	at San Francisco	W, 41-39	+2
10/08/17	vs. Seattle	L, 16-10	-6
10/22/17	vs. Arizona	W, 33-0	+33
12/03/17	at Arizona	W, 32-16	+16
12/17/17	at Seattle	W, 42-7	+35
12/31/17	vs. San Francisco	L, 34-13	-21
9/16/18	vs. Arizona	W, 34-0	+34
10/7/18	at Seattle	W, 33-31	+2
10/21/18	at San Francisco	W, 39-10	+29
11/11/18	vs. Seattle	W, 36-31	+5
12/23/18	at Arizona	W, 31-9	+22
12/30/18	vs. San Francisco	W, 48-32	+16
10/3/19	at Seattle	L, 30-29	-1
10/13/19	vs. San Francisco	L, 20-7	-13
12/1/19	at Arizona	W, 34-7	+27
12/8/19	vs. Seattle	W, 28-12	+16
12/21/19	at San Francisco	L, 34-31	-3
12/29/19	vs. Arizona	W, 31-24	+7
10/18/20	at San Francisco	L, 24-16	-8
11/15/20	vs. Seattle	W, 23-16	+7
11/29/20	vs. San Francisco	L, 23-20	-3
12/6/20	at Arizona	W, 38-28	+10
Total		**649-443**	**+206**

Rams Team Notes

That's My Coach

Head Coach Sean McVay's record through Week 13 of his fourth season (60 regular season games) of his coaching tenure is amongst the best start of all head coaches hired since 2000.

McVay is 41-19 through his first 60 regular season games as a head coach. McVay is tied for the second-most wins of any head coach hired since 2000. Former 49ers Head Coach Jim Harbaugh 43 wins through his first 60 games leading his franchise.

Most Wins as Head Coach Through First 60 Games since 2000

Coach, Team	W-L	Win %
1. Jim Harbaugh	43-16-1	.725
2t. Sean McVay	**41-19**	**.683**
2t. John Harbaugh	41-19	.683
4. Mike Smith	40-20	.667
5t. Four coaches	39-21	.650

First Half Frenzy

Since 2017, the Rams have remained undefeated when securing the lead going into halftime. Sean McVay's 33-0 record remains at the top of the ranks since the McVay era began.

Total Wins When Leading at Halftime, 2017-20 Sorted By Winning Percentage (min. 10 games)

Coach, Team	Record	Winning Pct.
1. Sean McVay, LA	**33-0**	**1.00**
2. Sean Payton, NO	36-2	.947
3t. Bill Belichick, NE	34-2	.944
3t. Matt LaFleur, GB	17-2	.944
5. Sean McDermott, Buf	25-2	.926

Fabulous 50

Head Coach Sean McVay won 70 percent of his first 50 games (35-15 record) as a head coach. McVay's winning percentage is the sixth-best winning percentage all-time among coaches with at least 50 games.

McVay trails only Guy Chamberlin (58-16-7, 78%), John Madden (103-32-7, 76%), Vince Lombardi (96-34-6, 74%), Ray Flaherty (54-21-3, 72%), and George Allen (116-47-5, 71%). All five coaches ahead of McVay are enshrined in the Pro Football Hall of Fame.

Coach 'Em Up

HC Sean McVay

Rams Head Coach Sean McVay took over a team that was coming off of a 4-12 season and ranked 32nd in scoring, helped transform it into the No. 1 scoring team in the league and helped secure the franchise's first NFC West title since 2003.

Due to his excellent first season and his instrumental part in revamping the Rams offense, McVay was chosen as the Associated Press Coach of the Year for 2017. He is the fourth head coach in franchise history to achieve this honor.

The last Rams head coach to win the award was Dick Vermeil in 1999. Vermeil helped guide the Rams to a 13-3 record, winning the NFC West and culminating with the franchise's lone Super Bowl victory over the Titans, 23-16, in Super Bowl XXXIV. Chuck Knox was the only other rookie head coach in franchise history to win the award.

McVay became the youngest coach in NFL history to win the Associated Press Coach of the Year award. McVay was 31 years old during the team's final game of the season. Previously, Don Shula (34 years old) was the youngest coach to win the award.

Youngest Coaches to Win AP Coach of the Year

Coach, Year, Team	Age
1. Sean McVay, 2017, LA	**31**
2. Don Shula, 1964, Baltimore Colts	34

McVay became the seventh active head coach to win the Associated Press Coach of the Year Award. McVay is 4-1 against the coaches on this list. The Rams defeated Jason Garrett and the Cowboys, 35-30 in Week 4 and they defeated Sean Payton and the Saints, 26-20 in Week 12.

Active AP Coach of the Year Winners

Coach, Team Won With	Year(s) won AP Award
Kyle Shanahan, SF	2019
Matt Nagy, Chi	2018
Sean McVay, LA	**2017**
Jason Garrett, Dal	2016
Ron Rivera, Car	2015 & 2013
Bill Belichick, NE	2010, 2007 & 2003
Marvin Lewis, Cin	2009
Sean Payton, NO	2006
Andy Reid, Phi	2002

Following his second season with L.A., McVay led the Rams to Super Bowl LIII, becoming the youngest head coach in Super Bowl history (33 years old) to guide his team to a World Championship appearance.

Rams Offensive Notes

Frequently Finding First Downs

The Rams have had success outgaining their opponents in first downs. Dating back to the 2018 regular season, L.A. tallied more first downs than its opponents in 23 of its last 34 games. The team has a margin of +103 over the span.

The Rams have recorded 55 more first downs than their opponents through Week 13 of the 2020 regular season, including back-to-back games in which L.A. recorded five more first downs then its opponents from Weeks 2-3. L.A. recorded a season-high 23 more first downs than Miami in a Week 9 loss.

Rams First Down Total Margin Week 11, 2018-Present

Week (Opponent)	LA 1st Down Margin
Week 13, 2020 (Ari)	+12
Week 12, 2020 (SF)	-4
Week 11, 2020 (TB)	+2
Week 9, 2020 (Sea)	+4
Week 8, 2020 (Mia)	+23
Week 7, 2020 (Chi)	+10
Week 6, 2020 (SF)	-7
Week 5, 2020 (Was)	+10
Week 4, 2020 (NYG)	-4
Week 3, 2020 (Buf)	+5
Week 2, 2020 (Phi)	+5
Week 1, 2020 (Dal)	-1
Week 17, 2019 (Ari)	+3
Week 16, 2019 (SF)	+5
Week 15, 2019 (Dal)	-2
Week 14, 2019 (Sea)	+10
Week 13. 2019 (Ari)	+14
Week 12, 2019 (Bal)	-17
Week 11, 2019 (Chi)	-4
Week 10, 2019 (Pit)	+1
Week 8, 2019 (Cin)	-5
Week 7, 2019 (Atl)	+9
Week 6. 2019 (SF)	-12
Week 5, 2019 (Sea)	-1
Week 4, 2019 (TB)	+9
Week 3, 2019 (Cle)	+2
Week 2, 2019 (NO)	+5
Week 1, 2019 (Car)	+1
Week 17, 2018 (SF)	+6
Week 16, 2018 (Ari)	+18
Week 15, 2018 (Phi)	+6
Week 14, 2018 (Chi)	-3
Week 13, 2018 (Det)	+1
Week 11, 2018 (KC)	+2
Total	**+103**

Fantastic On First Down

The Rams average 6.15 yards per first-down play through Week 13 of the 2020 season, the seventh-best average in the NFL this season.

Yards Per First-Down Play 2020

Team	Yards/1st-Down Play
1. Minnesota Vikings	6.72
2. Cleveland Browns	6.44
3. Houston Texans	6.42
4. Tennessee Titans	6.35
5. Buffalo Bills	6.29
6. Kansas City Chiefs	6.17
6. Los Angeles Rams	**6.15**

Fast And Furious

L.A.'s offense has been one of the best in no-huddle situations since Head Coach Sean McVay took over in 2017. The team has scored 177 offensive points in no-huddle situations. The point total ranks best in the league heading into Week 14 of the 2020 season.

Offensive Points in No-Huddle Situations Since 2017

Team	Total Offensive Points
1. Los Angeles Rams	**177**
2. Arizona Cardinals	168
3. New York Giants	132
4. Tennessee Titans	117
5. Pittsburgh Steelers	102

The Longest Yard

WR Cooper Kupp

Since McVay took over before the 2017 season, the Rams offense has been amongst the most productive in the league. L.A. averages 399.5 scrimmage yards per game under the guidance of McVay. The Rams are one of only three teams to average over 395 scrimmage yards over the last 60 regular season games.

The Rams offense kicked off the 2020 season with 422 net yards of offense in the team's season-opening win over the Dallas Cowboys and 449 yards in the Week 2 win over the Eagles. L.A. recorded 478 net yards of offense in a Week 3 loss at Buffalo.

Last season, the Rams had a 549-yard outing in Week 13, a 518-yard outing in Week 4 and a 477-yard outing in Week 5.

During the 2018 regular season, the Rams finished second in the league in scrimmage yards (6,961). The Rams also finished second in the league in scrimmage yards per game (435.1).

The Rams offense amassed over 500 yards of offense in consecutive weeks (Weeks 3-4, 2018), including 556 yards in the team's Week 4 win over the Vikings, in which they averaged over 10 yards per play.

2017-Present Scrimmage Yard Per Game Leaders

Team	Scrim. Yards	Yards/Touch	Yards/Game
1. Kansas City Chiefs	24,689	8.5	411.5
2. Tampa Bay Bucs	24,042	8.2	400.7
3. Los Angeles Rams	**23,967**	**7.8**	**399.5**
4. Atlanta Falcons	23,569	7.9	392.8
5. New Orleans Saints	23,361	7.4	389.4

Rams Offensive Notes

Thou Shall Not Sack

The Los Angeles Rams kept QB Jared Goff from absorbing a sack for the first time in the 2020 season in a Week 6 contest at San Francisco. Against a strong Tampa Bay defensive line, L.A. kept Goff clean for the second time this season. Goff attempted 51 passes in the Bucs game.

In six separate games during the 2019 season, L.A.'s offensive line did not allow QB Jared Goff to be sacked, including both contests against its NFC West foes the Seattle Seahawks and once against the San Francisco 49ers.

2020 Games Without Allowing A Sack

Week, Opponent	Result
Week 6, San Francisco	L, 24-16
Week 11, at Tampa Bay	W, 27-24

2019 Games Without Allowing A Sack

Week, Opponent	Result
Week 5, Seattle	L, 30-29
Week 7, Atlanta	W, 37-10
Week 8, Cincinnati	W, 24-10
Week 11, Chicago	W, 17-7
Week 14, Seattle	W, 28-12
Week 16, San Francisco	L, 34-31

Since sacks became an official statistic in 1960, 2019 was the first season in franchise history the Rams had six games without allowing a sack.

2010-2020: Games Without Allowing A Sack

Season	Games Without A Sack
2020	2*
2019	6
2018	2
2017	2
2016	0
2015	4
2014	2
2013	4
2012	2
2011	0
2010	1

* Denotes through Week 12

Leading the Herd

The Rams dominate total time in the lead, currently sitting with a +79:25 differential in total time in the lead in 2020.

Total Time Spent In The Lead, 2020

Week, Opponent	Trailing	Leading	Result
Week 1, Dallas	3:36	**22:25**	**W**
Week 2, at Philadelphia	0:00	**28:51**	**W**
Week 3, at Buffalo	26:26	4:15	L
Week 4, NYG	0:00	**19:42**	**W**
Week 5, at Washington	1:42	**27:50**	**W**
Week 6, at SF	22:05	0:00	L
Week 7, Chicago	0:00	**26:22**	**W**
Week 8, at Miami	24:32	4:03	L
Week 10, Seattle	0:00	**24:37**	**W**
Week 11, at TB	4:04	**10:31**	**W**
Week 12, SF	17:05	3:02	L
Week 13, at Arizona	14:18	**16:15**	**W**
Week 14, NE	-	-	-
Week 15, NYJ	-	-	-
Week 16, at Seattle	-	-	-
Week 17, Arizona	-	-	-
Total	**113:28**	**192:53**	**8-4**

Offensive Explosion

Under Head Coach Sean McVay, the Rams have displayed a knack for creating explosive plays in all phases of the game.

In the first three weeks of 2020, WR Robert Woods posted five explosive plays from QB Jared Goff, extending Goff's total to surpass the 150-mark.

**Explosive plays are defined as 20-plus yard passes, rushes, receptions or returns.*

Rams 2018-20 Explosive Plays (by Player)

Pos. Player	Explosive Plays
QB Jared Goff	183
WR Robert Woods	47
WR Cooper Kupp	41
WR Josh Reynolds	20
TE Tyler Higbee	19
TE Gerald Everett	13
RB Darrell Henderson Jr.	4
RB Cam Akers	3
WR Van Jefferson	2
TE Johnny Mundt	1

Since the McVay era began in 2017, the Rams have become the league's best in explosive-play production. The team ranks No. 1 in big plays (combined rushes of 10-plus yards and receptions of 20-plus yards), explosive pass plays (20-plus yards) and second in total single plays of 20-plus yards through McVay's fourth year as head coach.

Total Big Plays (combined rush/receptions) 2017-20 (NFL)

Pos. Player	Big Plays
1. Los Angeles Rams	**445**
2. Seattle Seahawks	440
3. Cleveland Browns	420
4. Kansas City Chiefs	422
5. San Francisco 49ers	412

Total Explosive Pass Plays, 2017-20 (NFL)

Pos. Player	Explosive Plays
1t. Los Angeles Rams	**241**
1t. Kansas City Chiefs	241
3. Tampa Bay Buccaneers	235
4. Los Angeles Chargers	217
5. New Orleans Saints	213

Total Explosive Plays (rushes or receptions), 2017-20 (NFL)

Pos. Player	Explosive Plays
1. Kansas City Chiefs	292
2. Los Angeles Rams	**280**
3. Tampa Bay Buccaneers	264
4. New Orleans Saints	261
5. Los Angeles Chargers	259

Jared Goff Notes

No. 1 Of The No. 1s

Rams QB Jared Goff has been consistently excellent against fellow No. 1 selected quarterbacks throughout his career, posting an 9-2 record. Goff has won three-consecutive games against Cardinals QB Kyler Murray, who went No. 1 overall in 2019.

Jared Goff Career Record vs. No. 1 Overall Picks

Date (Opponent)	Result	Opposing QB (Draft Year)
Dec. 6, 2020 (Ari)	W, 38-28	Kyler Murray (2019)
Dec. 29, 2019 (Ari)	W 31-24	Kyler Murray (2019)
Dec. 1, 2019 (Ari)	W 34-7	Kyler Murray (2019)
Sept. 29, 2019 (TB)	L, 55-40	Jameis Winston (2015)
Sept. 22, 2019 (Cle)	W, 20-13	Baker Mayfield (2018)
Sept. 8, 2019 (Car)	W, 30-27	Cam Newton (2011)
Dec. 2, 2018 (Det)	W, 30-16	Matt Stafford (2009)
Sep. 16, 2018 (Ari)	W, 34-0	Sam Bradford (2010)
Nov. 5, 2017 (NYG)	W, 51-17	Eli Manning (2004)
Oct. 22, 2017 (Ari)	W, 33-0	Carson Palmer (2003)
Jan. 1, 2017 (Ari)	L, 44-6	Carson Palmer (2003)

Goff also has the highest winning percentage against other top-selected QBs who have been active since Goff's rookie season in 2016, posting a .750 winning percentage.

Goff's numbers are also impressive historically, owning the highest all-time winning percentage vs. fellow No. 1 overall picked quarterbacks.

All-Time Winning Percentage vs. Fellow No. 1 Overall Picks (Min. 5 starts)

Quarterback (Draft Year)	Winning Percentage
1. Terry Bradshaw (1970)	.833
2. Jared Goff (2016)	**.818**
3. Peyton Manning (1998)	.760
4. John Elway (1983)	.750

Elite Company

Of all the quarterbacks drafted No. 1 overall, QB Jared Goff is tied for the third-best win percentage through their first 60 starts. Goff trails only Hall of Famers John Elway and Terry Bradshaw.

Highest Winning % for No. 1 Overall Draft Picks In First 60 Starts

Player	Winning % First 60 Starts
1. John Elway*	.675
2. Terry Bradshaw*	.667
3t. Jared Goff	**.617**
3t. Andrew Luck	.617

* Denotes Hall of Fame

I'll Take Passing Yards For 400

QB Jared Goff is tied for the franchise record for most 400-plus passing yard games. Goff needs one more outing with 400-plus passing yards to become the all-time franchise leader in the category.

Total Games With 400-Plus Yards Passing, Franchise History

Player	Total Games
1t. Jared Goff	**4**
1t. Marc Bulger	4
3. Kurt Warner	2
4. Tony Banks	1
5. Jim Everett	1

Top Gun Quarterback

QB Jared Goff

Rams QB Jared Goff has been amongst the best passers in the league since McVay took over in 2017. The Cal product is one of four QBs to throw for over 16,000 yards since the start of the 2017 season. Goff's 16,502 yards are the third-most in the NFL during that time frame.

Goff threw for 517 yards in a 2019 Week 4 loss to Tampa Bay. It marked only the third time in franchise history a passer has thrown for over 500 yards in a single game. The fourth-year pro currently finished fourth in the NFL during the 2019 season with 4,638 yards through the air.

Since 2017, Goff has completed 1,306-of-2,036 passing attempts for 15,953 passing yards, 98 touchdowns and a 95.4 QB rating.

In a 2019 Week 13 win over Arizona, Goff finished with a passer rating of 120.7 and 424 passing yards. It was the second time in his career Goff had a passer rating of 120 and over 400 passing yards, previously doing so in a 2018 Week 4 victory over the Minnesota Vikings where the gunslinger tossed for 465 yards and a quarterback rating of 158.3. Goff became just the fourth quarterback in NFL history to reach both marks twice in their first four seasons, joining Ken O'Brien, Hall of Famer Dan Marino and Peyton Manning.

2017-Present NFL Passing Leaders Sorted by Passing Yards

Player, Team	Comp/Att.	Yards	TDs	QB Rating
1. Matt Ryan, Atl	1,468/2,219	16,921	99	96.2
2. Philip Rivers, LAC/Ind	1,387/2,100	16,701	101	96.2
3. Jared Goff, LA	**1,362/2,114**	**16,502**	**99**	**95.0**
4. Tom Brady, NE/TB	1,440/2,238	16,289	113	95.8
5. Kirk Cousins, Min	1,325/1,953	15,067	109	100.6

Winning Combination

QB Jared Goff has recorded 41 wins since the start of the 2017 season. His 41 wins are the second-most of any starting quarterback in the last three-plus seasons.

Total QB Wins, Since 2017

Player, Team	Total Wins
1. Tom Brady	43
2. Jared Goff	**41**
3. Drew Brees	39
4. Russell Wilson	38
5. Patrick Mahomes II	35

Goff/Offensive Line Notes

Lining Them Up

OL Rob Havenstein

An emphasis of Run Game Coordinator Aaron Kromer is cross training offensive linemen to play multiple positions across the line. In 2019, OL David Edwards, a tackle in college, made his first NFL start at left guard in a 2019 Week 7 win at Atlanta and at right guard in Week 10 as a rookie. Edwards stepped in the Rams 2020 Week 2 win over the Eagles at left guard for the injured OL Joe Noteboom, a spot the former Badger remained at in Week 3. Noteboom returned to the team's active roster for a Week 10 win over the Seahawks and stepped in for his first NFL snaps at left tackle for the injured OL Andrew Whitworth. Noteboom has since started two games at the left tackle position for the Rams.

OL Austin Blythe started at his third different position of the 2019 season in Week 11, when he anchored the center position for the Rams. After re-shuffling the line, L.A. didn't allow a sack in three-of-four games spanning Weeks 7-11 last season. The front then did so again in a Week 14 victory over Seattle and then once more in week 16 at San Francisco.

During the 2018 season, the Rams were the only team in the league to use the same five offensive linemen for every game that season. During that campaign, L.A. allowed 33 sacks, tied for the eighth-fewest sacks allowed during the regular season. Of L.A.'s 1,100 offensive snaps during the 2018 regular season, all five starters played at least 90 percent of the time while two - Austin Blythe and Rob Havenstein - played every regular season snap.

In 2017, four Rams offensive linemen cracked the top-10 for the most total snaps played by a lineman in a single season in franchise history.

Starting Offensive Line

The Rams have used three different starting offensive line combinations through the first 12 games of the 2020 season. L.A. opened the season with Andrew Whitworth at LT, Joe Noteboom at LG, Austin Blythe at C, Austin Corbett at RG and Rob Havenstein at RT.

Noteboom sustained an injury in a Week 2 win at Philadelphia, second-year pro David Edwards stepped in at LG. Noteboom returned to action in a reserve role in a week 10 contest against Seattle, where he filled in for the injured Whitworth at LT. Noteboom made his first start at LT in a Week 11 game at Tampa Bay.

Rams Starting OL By Week, Starting Week 1

Left Tackle	Left Guard	Center	Right Guard	Right Tackle
A. Whitworth	J. Noteboom	A. Blythe	A. Corbett	R. Havenstein
A. Whitworth	J. Noteboom	A. Blythe	A. Corbett	R. Havenstein
A. Whitworth	D. Edwards	A. Blythe	A. Corbett	R. Havenstein
A. Whitworth	D. Edwards	A. Blythe	A. Corbett	R. Havenstein
A. Whitworth	D. Edwards	A. Blythe	A. Corbett	R. Havenstein
A. Whitworth	D. Edwards	A. Blythe	A. Corbett	R. Havenstein
A. Whitworth	D. Edwards	A. Blythe	A. Corbett	R. Havenstein
A. Whitworth	D. Edwards	A. Blythe	A. Corbett	R. Havenstein
A. Whitworth	D. Edwards	A. Blythe	A. Corbett	R. Havenstein
J. Noteboom	D. Edwards	A. Blythe	A. Corbett	R. Havenstein
J. Noteboom	D. Edwards	A. Blythe	A. Corbett	R. Havenstein
J. Noteboom	D. Edwards	A. Blythe	A. Corbett	R. Havenstein

Week 14, NE
Week 15, NYJ
Week 16, at Seattle
Week 17, Arizona

Going Goff In The Scoring Column

QB Jared Goff

QB Jared Goff has found his favorite red zone target in WR Cooper Kupp. The duo has combined for 23 touchdowns in only 51 games played together.

Goff's first three touchdowns of the 2020 season came in bunches to TE Tyler Higbee, who recorded three receiving touchdowns in the team's Week 2 win in Philadelphia. The three receiving touchdowns marked the first time a Rams pass catcher had three receiving touchdowns in a game since 2006 and the first time a Rams TE has achieved the feat since 1988. Goff's 100th touchdown pass went to WR Robert Woods in a Week 8 loss at Miami.

Goff's first touchdown pass of the 2019 campaign was caught by TE Tyler Higbee, the fifth touchdown from Goff to Higbee. In a Week 3 win at Cleveland, Kupp emerged as Goff's most frequented touchdown recipient, connecting on their 12th and 13th touchdowns of their young careers. During the 2019 season, 10-of-22 of Goff's touchdowns were caught by Kupp.

Goff became the first player in league history to pass for at least 350 yards while completing at least 75 percent of his passes in three consecutive games, capped off with one of the best performances by a quarterback in league history in the team's 2018 Week 4 win over the Minnesota Vikings.

Against the Vikings last season, Goff established career highs in passing yards (465), passing touchdowns (5) and quarterback rating (158.3). Goff attempted 33 passes, which is the most pass attempts by a QB with a perfect rating in NFL history.

During the 2018 regular season, Goff was amongst the best in the league in passing yards (4,688, 4th), yards per attempt (8.4, 4th) and QB rating (101.1, 8th). His 32 passing touchdowns were tied for the sixth-most with Drew Brees and Philip Rivers.

In his first road start of his sophomore campaign, a Thursday Night game at San Francisco, the Cal product had what was then his most efficient day in the NFL, completing 22-of-28 passing attempts (79 percent) for 292 yards, three touchdowns and no interceptions with a 145.8 QB rating, earning his first road victory.

Goff threw three touchdowns in the first half of his first-career road start as a rookie in a Week 12 matchup with the New Orleans Saints in 2016, becoming the third rookie to throw three touchdowns in their first-career road start over the past 20 years.

Jared Goff Career TD Passes by Receiver

Receiver	TD Passes
WR Cooper Kupp	23
WR Robert Woods	18
RB Todd Gurley II	12
WR Tyler Higbee	11
WR Josh Reynolds	9
WR Sammy Watkins	8
TE Gerald Everett	8
WR Brandin Cooks	7
WR Kenny Britt	2
WR Van Jefferson	1
RB Cam Akers	1
RB Darrell Henderson Jr.	1
RB Malcolm Brown	1
WR Tavon Austin	1
TE Lance Kendricks	1
Total	**104**

Receiver Notes

Slot(ta) Success

WR Cooper Kupp has emerged as one of the league's best slot receivers, leading the league in receiving yards and was second overall in receptions and targets in 2019. Entering Week 14 of 2020, Kupp ranks second in reception yards and remains in the Top 5 for total targets and receptions.

2019-20 Slot Receiver Total Receiving Yards

Player, Team	Total Yards
1. Tyler Boyd, Cin	1,385
2. Cooper Kupp, LA	**1,234**
3. Cole Beasley, Buf	1,181
4. Tyler Lockett, Sea	1,140
5. Randall Cobb, Hou.	1,031

2019-20 Slot Receiver Total Targets

Player, Team	Targets
1. Tyler Boyd, Cin	164
2. Cooper Kupp, LA	**145**
3. Cole Beasley, Buf	143
4. Larry Fitzgerald, Ari	140
5. Julian Edelman, NE	134

2019-20 Slot Receiver Receptions

Player, Team	Receptions
1. Tyler Boyd, Cin.	111
2. Cole Beasley, Buf	103
3. Cooper Kupp, LA	**100**
4. Larry Fitzgerald, Ari	96
5. Tyler Lockett, Sea	89

Going Back-To-Back

WR Robert Woods finished L.A.'s 2019 Week 16 contest with 117 receiving yards, pushing him past the 1,000 receiving yard threshold for the second-consecutive season.

In doing so, Woods became the first Rams receiver to post consecutive 1,000-yard seasons since WR Torry Holt finished a run of eight straight seasons from 2000-2007. Woods is the sixth receiver in franchise history to post consecutive 1,000-yard seasons.

Rams Receivers With Consecutive 1,000-Yard Seasons

Player	Seasons	Years
1. Torry Holt	8	2000-2007
2t. Isaac Bruce	4	1999-2002
2t. Henry Ellard	4	1988-1991
4t. Robert Woods	**2**	**2018-2019**
4t. Isaac Bruce	2	1995-1996
4t. Flipper Anderson	2	1989-1990
4t. Tom Fears	2	1949-1950

At the Top Of His Class

Rams WR Cooper Kupp has been one of the best receivers drafted in the 2017 NFL Draft, leading the league for the most receptions per game (5.2) and for most average receiving yards per game (67.3).

Kupp is also among the league's best receivers in draft classes since 2017, ranking second in touchdowns (23), first in receptions per game (5.3) and second in receiving yards (3,432).

Receptions Per Game by WRs Drafted In 2017

Player, Team	Rec./Game
1. Cooper Kupp, LA	**5.3**
2. JuJu Smith-Schuster, Pit	5.2
3. Chris Godwin, TB	4.2

Receiving TDs by WRs Drafted Since 2017

Player, Team	Receiving TDs
1. Calvin Ridley, Atl	24
2. Cooper Kupp, LA	**23**
3. JuJu Smith-Schuster, Pit	22

Rams Century Club

WR Cooper Kupp posted his 11th-career 100-plus yard receiving game in a Week 11 win at Tampa. With the 100-plus yard performance, Kupp moved into seventh place in 100-plus yard games in franchise history.

WR Robert Woods posted his 10th game as a Ram with 100-plus receiving yards in the Week 11 win over Tampa Bay. The mark is tied for the ninth-most among Rams receivers all-time for 100-plus receiving yard games.

Total Career Games With 100-Plus Total Receiving Yards, Rams Franchise History

Player, Team	Total Games
1. Torry Holt	46
2. Isaac Bruce	43
3. Henry Ellard	26
4. Elroy Hirsch	22
5. Bob Boyd	15
6. Red Phillips	14
7. Cooper Kupp	**11**
8. Robert Woods	**10**
9t. Tom Fears	10
9t. Jack Snow	10

Satisfaction With Play Action

Play action has become a staple in the McVay era. The trend continues in 2020 with the Rams amassing the most plays and ranks second in average yards per game leveraging play-action since 2019.

Total Play-Action Plays, Since 2019

Team	Total PA Plays
1. Los Angeles Rams	**340**
2. Philadelphia Eagles	292
3. Tennessee Titans	267
4. Arizona Cardinals	252
5. Baltimore Ravens	251

Most Average Yards Per Game Using Play-Action, Since 2019

Team	Total Yards in PA
1. Tennessee Titans	102.1
2. Los Angeles Rams	**100.0**
3. San Francisco 49ers	87.7
4. Minnesota Vikings	76.1
5. Dallas Cowboys	75.3

Receiver/Tight End Notes

Running Through The Woods

WR Robert Woods isn't only good at catching, but also rushing. Amongst all wide receivers since 2017, Woods (399) ranks second in rushing yards. Since 2017, Woods has carried the ball 58 times, amassed 399 yards on the ground, averaging 6.9 yards per rushing attempt and is one of only two wide receivers with at least four rushing touchdowns in that time frame.

Woods wasted no time gaining rushing yards in 2020. In the season opener he carried the ball once for 14 yards. The crafty veteran scored his third rushing tochdown in a Week 2 win over the Eagles. Woods finished with 19 yards rushing on the day. Through the first 11 games of the season, Woods has rushed 20 times for 115 yards, the second-best total in the NFL and is tied for the league-lead with two rushing touchdowns.

In the 2019 Week 1 win over the Carolina Panthers, Woods recorded 16 rushing yards on two carries (8.0 yards/rush) with a 20-yard scamper as a longest rush. In 2019, he ranked third amongst receivers in the NFL with 115 rushing yards on 17 carries .

Woods had 19 rushing attempts for 157 yards and averaged 8.3 yards per rushing attempt during the 2018 season. The former Trojan recorded a 56-yard rushing attempt in a Week 5 win over the Seahawks and a 4-yard rushing touchdown in a Week 16 win over the Cardinals.

Most Rushing Yards by Receiver 2017-Present

Player, Team (Rushing Att.)	Rushing Yards
1. Cordarrelle Patterson, Oak/NE/Chi (125)	637
2. Robert Woods, LA (58)	**399**
3. Curtis Samuel, Car (58)	395
4. Tavon Austin, LA/Dal (71)	372
5. Tyreek Hill, KC (58)	323

Streaking Receivers

TE Tyler Higbee made his presence known for the Rams at the end of the 2019 season. He posted four-straight 100-plus yard receiving games in Weeks 13-16, the first four triple-digit receiving outputs of his career.

WR Cooper Kupp recorded at least 100 yards receiving in four of the Rams' first five games of the 2019 season. Kupp's four-game streak is tied for the fourth-longest streak in franchise history. Kupp's 1,062 receiving yards currently ranked 17th in the NFL during the 2019 season.

HOF WR Isaac Bruce had 100-yard game streaks of four and six in his Rams tenure.

Most Consecutive 100-Yard Games in Franchise History

Player	Streak	Year
1. Isaac Bruce	6 games	1995
2t. Elroy Hirsch	5 games	1951
2t. Bob Boyd	5 games	1954
4t. Tyler Higbee	**4 games**	**2019**
4t Cooper Kupp	**4 games**	**2019**
4t. Isaac Bruce	4 games	2004
7t. Brandin Cooks	3 games	2018
7t. Torry Holt	3 games	2003
7t. Torry Holt	3 games	2000
7t. Torry Holt	3 games	2000 (spanned two seasons)

They're A Screen Machine

Wide receiver screens have been an integral part of L.A.'s offense since Head Coach Sean McVay took over in 2017. Since 2017, L.A. has two wide receivers who are among the league's best when catching screen passes. WR Robert Woods has tallied a league-high 482 yards on screens.

Receiving Yards on WR Screens: 2017-2020

Player, Team	Receiving Yards
1. Robert Woods, LA	**482**
2. Davante Adams, GB	356
3. Golden Tate, Det/NYG	336
4. DeAndre Hopkins, Ari	268
5. Chris Godwin, TB	264

Woods has also scored three touchdowns on screen plays since the beginning of the 2017 season, ranking second-best in the league.

Receiving TD on WR Screens: 2017-2020

Player, Team	Receiving TD
1. Antonio Brown, Pit/NE	4
2. Robert Woods, LA	**3**
3t. Sammy Watkins, KC	2
3t. Davante Adams, GB	2
3t. Mike Evans, TB	2
3t. Albert Wilson, Mia/KC	2
3t. Alshon Jeffrey, Phi	2
3t. Golden Tate, NYG	2
3t. Julio Jones, Atl	2
3t. Michael Thomas, NO	2
3t. Tevin Coleman, SF/Atl	2

Hat Trick Higbee

In a Week 2 win over the Eagles, TE Tyler Higbee posted his first multi-touchdown game, finishing the contest with three receiving touchdowns and brought his career total to 10.

It marked the first time a Ram pass catcher has posted three receiving touchdowns since Torry Holt in 2006, and the first time the feat was achieved by a Rams tight end since 1988.

Rams Defensive Notes

Can't Catch This

Since Head Coach Sean McVay took over the franchise in 2017, the team ranks second in the league in passes defensed with 293.

The Rams have tallied 53 passes defensed through the first 12 games of the 2020 season. L.A. started the 2020 season with four passes defensed in the team's Week 1 win over the Dallas Cowboys and five in the Weeks 2 and 4 win over the Eagles and Giants, respectively. In a Week 7 win over Chicago, L.A. posted a season-high six passes defensed.

Most Passes Defensed Since 2017

Team	Passes Defensed
1. New Orleans Saints	306
2. Los Angeles Rams	**293**
3t. Pittsburgh Steelers	288
3t. Chicago Bears	288
5. Buffalo Bills	285

Seasons Greetings

Opening night of SoFi Stadium saw a flurry of firsts, including the first time in franchise history the Rams opened the season on *Sunday Night Football*.

S Jordan Fuller's eight total tackles on the night ties for second for the most combined tackles by a Rams rookie in their NFL debut (James Laurinaitis, 2009). It's the highest output amongst all Rams rookie defensive backs.

All-Time Most Tackles By A Rams Rookie In Their NFL Debut

Player, Team	Total Tackles
1. James Laurinaitis, 2009	15
2t. Jordan Fuller, 2020	**8**
2t. Alec Olgetree, 2013	8
2t. Michael Jordan, 2016	8
5. Taylor Rapp, 2019	7
6. Janoris Jenkins, 2012	6

Second-Half Shutdowns

The Rams have allowed opposing offenses to score only 69 points in the second half of games this season through Week 12 - The Washington Football Team has allowed the fewest points in the second half, allowing opposing offenses to score 69 points.

L.A.'s defensive unit is allowing opposing offenses to a league-low 5.8 points per game in the second half. The Rams defensive unit has allowed only five second-half touchdowns through the team's first 11 games - at Buffalo, at Tampa Bay and three touchdowns at Arizona.

Second Half Average Opponent Offensive Points Allowed

Team	2nd Half Avg. Offensive Pts Allowed
1. Los Angeles Rams	**5.8**
2t. Washington Football Team	6.0
2t. Indianapolis Colts	6.0
4. Pittsburgh Steelers	7.2
5. Tampa Bay Buccaneers	7.4

Second Half Opponent Offensive Points Allowed

Team	2nd Half Offensive Pts Allowed
1. Washington Football Team	66
2. Los Angeles Rams	**69**
3. Indianapolis Colts	72
4. Pittsburgh Steelers	79
5. Tampa Bay Buccaneers	89

Stopping On A Dime

Entering the 2020 season, L.A.'s dime defensive personnel (six defensive backs) aims to carry over the productive unit for the team in 2019. When in dime personnel, L.A.'s defense sits in the top of league ranks with ranking second in sacks (50.0), passes defensed (65), tackles for loss (53) and total tackles (469).

Sacks in Dime Personnel, 2019-20

Team	Sacks
1. Green Bay Packers	54.0
2. Los Angeles Rams	**50.0**
3. New Orleans Saints	41.0
4. Kansas City Chiefs	33.0
5. Baltimore Ravens	32.0

Passes Defensed in Dime Personnel, 2019-20

Team	Passes Defensed
1. Green Bay Packers	76
2. Los Angeles Rams	**68**
3. Tennessee Titans	57

Total Tackles in Dime Personnel, 2019-20

Team	Total Tackles
1. Green Bay Packers	728
2. Los Angeles Rams	**493**
3. Kansas City Chiefs	478

Tackles For Loss in Dime Personnel, 2019-20

Team	Tackles For Loss
1. Green Bay Packers	60
2. Los Angeles Rams	**52**
3. New Orleans Saints	41

Taking It To The Crib

The Rams' 61 interceptions are the second-most in the league since the start of the 2017 season. The Rams have taken the team's 61 picks and returned them 931 yards, the highest total in the NFL. L.A. is one of three teams in the league with at least eight interceptions returned for a touchdown since Head Coach Sean McVay began his head coaching tenure.

Most Interception Returned for TDs 2017-Present

Team	INTs	TDs
1. Los Angeles Rams	**61**	**9**
2t. Chicago Bears	52	8
2t. Houston Texans	41	8
4t. New York Jets	44	7
4t. New York Giants	49	7
6t. Five teams	-	6

It's One, Two, Three and Outs

L.A.'s defensive unit has forced the most three-and-outs by its opponents entering Week 14.

The Rams have forced 36 three-and-outs by their opponents through the team's first 12 games.

Most Three-And Outs Through Week 12 2020

Team	3-And-Outs
1. Los Angeles Rams	**36**
2. Pittsburgh Steelers	35
3. Philadelphia Eagles	32
4t. Three teams	28

Rams Defensive Notes

Take It Away and Make Them Pay

CB Jalen Ramsey

L.A. has scored 62 points off turnovers through Week 13 of the 2020 season. That continues a trend set in motion in 2017 when Head Coach Sean McVay took control of the franchise.

The Rams have taken the ball from their opponents a league-best 102 times since the start of the 2017 season and scored 379 points off takeaways since McVay became the head coach, the second-most in the league since the start of the 2017 season. Last season, L.A. took the ball away from their opponents 30 times, the third-most in the NFL. L.A. scored a league-best 113 points off takeaways during the 2018 regular season.

Not only did the Rams take the ball away, they made their opponents pay for turning the ball over. L.A. finished the 2017 regular season ranked fifth in the league in total takeaways with 28. The Rams scored 126 points off of turnovers, the second-best total created by the defensive unit in 2017 and 26.4 percent of the team's points last season came following a takeaway, which was the fourth-highest percentage in the NFL.

Most Points Off Takeaways from 2017-Present

Team	Points Off Takeaways
1. Baltimore Ravens	384
2. Los Angeles Rams	**379**
3. Tampa Bay Buccaneers	357
4. Pittsburgh Steelers	334
5. Seattle Seahawks	327

Starting With a Turnover

S John Johnson III

In L.A.'s Week 8 game at Miami, DL Aaron Donald recorded a strip-sack on rookie QB Tua Tagovailoa. It marked the 17th time the Rams defense has abruptly ended on opponents' opening drive since 2017.

The Rams got in the habit of setting the tone early in games, holding opponents to three points or fewer in the first quarter of seven-consecutive regular seasons contests during a stretch of games between 2018 and 2019. The Rams had not accomplished the feat since a stretch of 10 games between the 2014 and 2015 seasons. In those seven games, the defense forced four turnovers on their opponents' opening drive of the game, including in three straight outings.

L.A. forced turnovers on the opening defensive drives against Carolina (2019, Week 1) and New Orleans (2019, Week 2), becoming the first team to do so in their first two games of the season since the Jets in 2015. L.A. also did so against Pittsburgh in Week 10, as OLB Dante Fowler Jr. recovered a mishandled snap and took it 26 yards for a touchdown.

L.A. Forced Turnovers on Opening Drive of Game 2019-2020

Opponent, Week	Caused Turnover, Player
2020, Week 8 Miami	Fumble, A. Donald
2020, Week 2 Philadelphia	Fumble, M. Kiser
2019, Week 2 Pittsburgh	Fumble, D. Fowler Jr.
2019, Week 5 Seattle	Fumble, N. Robey-Coleman
2019, Week 2 New Orleans	INT, J. Johnson
2019, Week 1 Carolina	Fumble, C. Littleton

Defense Preventing Points

DC Brandon Staley

The Los Angeles Rams defense is among the best defensive units in the league through Week 13 of the 2020 season. The Rams defense is allowing only 17.9 points per game through the team's first 12 games of the season, the third-lowest average in the league through Week 13.

The L.A. defense has allowed opponents to score 215 offensive points entering Week 14.

As a team, the Rams have the second-lowest point total per game, allowing only 20.25 points per game, which includes touchdowns allowed by the offense and special teams units.

Opponent Offensive Points Allowed 2020 season

Team	Opp. Offensive Pts.
1. Pittsburgh Steelers	188
2. Baltimore Ravens	201
3. Miami Dolphins	212
4. Los Angeles Rams	**215**
5. Washington Football Team	236

Avg. Opponent Offensive Points Allowed 2020 season

Team	Avg. Opp. Offensive Pts.
1. Pittsburgh Steelers	17.1
2. Miami Dolphins	17.7
3. Los Angeles Rams	**17.9**
4. Baltimore Ravens	18.3
5. New Orleans Saints	20.1

First Quarter Focus

The Rams have allowed only 52 first quarter points through Week 13 of the 2020 season, including shutting out the Cowboys in Week 1, the New York Giants in Week 4, the Chicago Bears in Week 6 and the Tampa Bay Buccaneers in Week 11.

The Rams had an eight-game regular season streak where the team had not allowed more than three points in the first quarter of the game. The streak was L.A.'s longest since a 10-game run that spanned from Week 6 to Week 15 of the 2014 season.

Opponents scoring three or fewer first-quarter points 2018-present

Week, Team	1st Quarter Points
2020 Week 11, Tampa Bay	0
2020 Week 6, Chicago Bears	0
2020 Week 4, New York Giants	0
2020 Week 2, Philadelphia	3
2020 Week 1, Dallas	0
2019 Week 3, Cleveland	0
2019 Week 2, New Orleans	0
2019 Week 1, Carolina	0
2018 Week 17, San Francisco	3
2018 Week 16, Arizona	3
2018 Week 15, Philadelphia	3
2018 Week 14, Chicago	3
2018 Week 13, Detroit	0

Aaron Donald Notes

Donald Dominates QBs

DL Aaron Donald has amassed 83.0 sacks through his first 106 games played. Donald has been terrorizing the NFC West since entering the league in 2014. Of Donald's 82.0 sacks, 12.0 of them have come against Seahawks QB Russell Wilson. Donald's career-high 4.0 sacks in a single game came against the 49ers in a 2018 contest, and again in a 2020 contest at Washington.

Donald moved up the all-time franchise ranks in Week 1, where he now sits second in total sacks (83.0) by a Rams player. The seven-year vet remains only behind DE Leonard Little (87.5 total sacks).

Total Career Sacks By Quarterback, 2014-20

No.	Quarterback	Last Time Sacked
12.0	Russell Wilson	Dec. 8, 2019 vs Seattle
6.5	Carson Palmer	Oct. 22, 2017 vs Arizona
6.0	Matt Stafford	Dec. 2, 2018 at Detroit
4.0	C.J. Beathard	Oct. 21, 2018 at SF
3.5	Jimmy Garoppolo	Dec. 19, 2019 at SF
3.0	Alex Smith	Oct. 11, 2020 at Washington
3.0	Josh Rosen	Dec. 23, 2018 at Arizona
2.5	Kirk Cousins	Sept. 27, 2018 vs Minnesota
2.5	Kyler Murray	Dec. 6, 2020 at Arizona
2.0	Josh Allen	Sept. 27, 2020 at Buffalo
2.0	Mitchell Trubisky	Nov. 17, 2019 vs Chicago
2.0	Matt Ryan	Oct. 20, 2019 at Atlanta
2.0	Patrick Mahomes II	Nov. 19, 2018 vs KC
2.0	Aaron Rodgers	Oct. 28, 2018 vs GB
2.0	Blaine Gabbert	Dec. 3, 2017 at Arizona
2.0	Drew Brees	Nov. 26, 2017 vs NO
2.0	Colin Kaepernick	Sept. 24, 2016 vs SF
2.0	Cam Newton	Nov. 6, 2016 vs Carolina
2.0	Josh McCown	Oct. 25, 2015 vs Cleveland
2.0	Nick Mullens	Nov. 29, 2020 vs SF
1.5	Jay Cutler	Nov. 15, 2015 vs Chicago
1.0.	Dak Prescott	Sept. 13, 2020 vs Dallas
1.0	Mason Rudolph	Nov. 10, 2019 at Pittsburgh
1.0	Andy Dalton	Oct. 27, 2019 vs Cincinnati
1.0	Baker Mayfield	Sept. 22, 2019 at Cleveland
1.0	Case Keenum	Oct. 14, 2018 at Denver
1.0	Tom Savage	Nov. 12, 2017 vs Houston
1.0	Eli Manning	Nov. 5, 2017 at NYG
1.0	Blake Bortles	Oct. 15, 2017 at Jacksonville
1.0	Brian Hoyer	Sept. 21, 2017 at SF
1.0	Joe Flacco	Nov. 22, 2015 at Baltimore
1.0	Ben Roethlisberger	Sept. 27, 2015 vs Pittsburgh
1.0	Drew Stanton	Dec. 11, 2014 vs Arizona
1.0	Colt McCoy	Dec. 7, 2014 at Washington
1.0	Matt Schaub	Nov. 30, 2014 vs Raiders
1.0	Philip Rivers	Nov. 23, 2014 at Chargers
1.0	Peyton Manning	Nov. 16, 2014 vs. Denver
1.0	Kyle Allen	Oct. 11, 2020 at Washington
1.0	Tua Tagovailoa	Nov. 1, 2020 at Miami
0.5	Tyrod Taylor	Oct. 9, 2016 vs Buffalo
0.5	Daniel Jones	Oct. 4, 2020 vs NYG
0.5	Nick Foles	Oct. 26, 2020 vs Chicago

A Race To The QB

Per NFL NextGen Stats, DL Aaron Donald has been the quickest to bring down the quarterback in 2020. In Week 5 against Washington, he clocked a league-fastest 2.17 seconds from the snap to intial contact, despite being on the defensive line and known target of double teams.

Total Time Elapsed Between Snap and QB Contact, 2020

Player, Team (Pos.)	Time Elapsed
1. Aaron Donald, LA (DL)	**2.17 seconds**
2. Keanu Neal, Atl (FS)	2.2 seconds
3. Vince Williams, Pit. (ILB)	2.26 seconds
4. Matt Judon, Bal (OLB)	2.27 seconds
5. Yannick Ngakoue, Bal (DE)	2.3 seconds

Talking Tackles For Loss

DL Aaron Donald

Rams DL Aaron Donald has used an explosive first step to make a living in opponents' backfields since entering the league in 2014. Since the start of the 2014 season, Donald leads the league in tackles for loss, tallying 1265 in 106 games played, including seven TFL through Week 13 of 2020.

Donald recorded a league-best 20 tackles for loss during the 2019 season. The Pitt product finished first in the NFL with 25 tackles for loss during the 2018 regular season. Donald posted 15 TFL in 14 games during the 2017 season. The 15 TFL was tied for the ninth-most last season and the most by an interior defensive lineman. Donald recorded a then career-high 22 tackles for loss in his second season in the NFL in 2015.

2014-Present NFL Leaders - Most Tackles for Loss

Player, Team	TFL
1. Aaron Donald, LA	**126**
2. Cameron Jordan, NO	100
3. J.J. Watt, Hou	95
3. Khalil Mack, Oak/Chi	94
4. Calais Campbell, Jax	93

Sacking Success

DL Aaron Donald is tied for the league lead in sacks with 11.0. Of his 11.0 sacks, 2.0 came against the Buffalo Bills, 1.0 in a contest against the Dallas Cowboys, 0.5 against the Giants and matched a season-high of 4.0 sacks against Washington, 0.5 against the Bears and 1.0 against Dolphins, 1.0 against San Francisco and 1.0 against the Cardinals.

2020 NFL Sacks Leaders

Player	Sacks
1t. Aaron Donald, LA	**11.0**
1t. T.J. Watt, Pit	11.0
3t. Myles Garrett, Cle	10.5
3t. Trey Hendrickson, NO	10.5
3t. Za'Darius Smith, GB	10.5

Push 'Em Back, All (The) Time

In 2018, DL Aaron Donald broke former Giants DE Michael Strahan's NFL record for total defensive sack yards in a single season. With Donald's 20.5 sacks, the All-Pro defensive tackle was able to move offenses back a total of 183.5 yards and led the league in defensive sack yards by a player by 61.5 yards.

Donald (183.5) ended the 2018 regular season with more defensive sack yards than two teams - the Bengals (173.0) and Raiders (80.0).

Most Defensive Sack Yards in a Single Season (All-Time)

Player, Year	Def. Sack Yards
1. Aaron Donald, 2018	**183.5**
2. Michael Strahan, 2001	177.5
3. Jason Taylor, 2002 a	162.5
4. DeMarcus Lawrence, 2017	160.0
5. Jared Allen, 2011	150.5

Rams Special Teams Notes

One 'Hek' Of A Record

P Johnny Hekker

P Johnny Hekker went on a 13-game streak without a touchback, the longest of his career. He had previously posted two separate nine-game streaks without a touchback.

In the team's 2016 Week 16 game against the San Francisco 49ers, Hekker recorded four punts inside the 20-yard line, moving him in to sole possession of the single-season record with 51 punts downed inside opponents' 20-yard line. The punts downed inside the 20 aided his 46.0 net yard average, the best in league history.

The record was previously held by Arizona punter Dave Zastudil, who amassed 46 punts inside opponents territory during the 2012 season. Zastudil needed 112 punting attempts to reach the record and also recorded eight touchbacks. Hekker reached 51 punts inside the 20 with 98 punting attempts and only committed one touchback during the 2016 season. Hekker punted a career-high 98 times in 2016.

Single-Season Punts Inside the 20 Record

Player, Team - Year	Punts	Inside 20
1. Johnny Hekker, LA - 2016	**98**	**51**
2. Dave Zastudil, Ari - 2012	112	46
3. Dustin Colquitt, KC - 2012	83	45

He's Worth An Arm And A Leg

Since entering the league in 2012, Rams P Johnny Hekker has been utilized as a weapon on special teams in a variety of ways, including with his arm. To date, including playoffs, Hekker has attempted 23 passes, completing 14 of them for 196 yards and an 84.7 passer rating. He has completed at least one pass in seven-of-eight seasons, including the last six in a row. Hekker set a single-season high for completions (3) in his rookie year in 2012.

P Johnny Hekker Regular and Postseason Career Passing

Player	Comp/Att.	Yards	TDs	QB Rating
Johnny Hekker	14/23	196	1	84.7

Hekker's 14 completions have gone to 13 different players and 13-of-14 have been successful first down conversions, most recently to WR Michael Thomas in a Week 15 contest at Dallas. The Rams punter also completed a pass for a successful two-point conversion in 2014.

P Johnny Hekker Career Completions

Play (Year)	Qtr.	Down/Distance
5 yards to Michael Thomas (2019)	3	4th-and-4
23 yards to Nick Scott (2019)	2	4th-and-3
12 yards to Sam Shields (2018)	2	4th-and-5
7 yards to Gerald Everett (2018)	2	4th-and-7
12 yards to Sam Shields (2018)	2	4th-and-3
6 yards to Pharoh Cooper (2017)	2	4th-and-7
28 yards to Josh Reynolds (2017)	4	4th-and-6
4 yards to Chase Reynolds (2016)	3	4th-and-1
20 yards to Cody Davis (2015)	3	4th-and-2
19 yards to Stedman Bailey (2014)	4	4th-and-4
18 yards to Benny Cunningham (2014)	4	4th-and-3
21 yards to Rodney McLeod (2012)	2	4th-and-4
19 yards to Lance Kendricks (2012)	4	4th-and-8
2-yard TD to Danny Amendola (2012)	2	4th-and-2

Rams P Johnny Hekker Notes

Flipping Fields


P Johnny Hekker

P Johnny Hekker continues to be not only one of the most accurate punters in the NFL, but has developed into a complete special teams weapon at flipping the field.

Hekker became the first punter in the NFL to record a 75-plus yard punt in back-to-back games since Patriots' P Luke Prestridge in 1984.

The Oregon State product established a career-long 75-yard punt in the team's 2016 Week 9 contest against the Carolina Panthers, a record that stuck for a week before he booted a 78-yarder against the New York Jets in the Rams' Week 10 contest. On the season, Hekker had three punts over 75 yards.

There were only nine 70-plus yard punts during the 2016 NFL campaign, Hekker and Jaguars' Brad Norton each had a 78-yarder to their name. There had not been one 70-yard punt through the first three weeks of the 2017 season.

Hekker's 46.0-yard net average led the league in 2016, and ranks first in NFL history for a single season. Previously, the 16-game record was 44.2**,** a record Hekker himself set in 2013.

Since the NFL went to a 16-game season in 1978, the lowest opponent punt return average, with a minimum of 25 returns, is 2.6 yards, set by the Rams in 2013. The 2016 version of the Rams saw its opponents return 35 punts for just a 4.3 yards per return average.

Longest Punts Since 2012

Player, Team	Distance
1. Robert Malone, NYJ	84
2t. Jordan Berry, Pit	79
2t. Drew Butler, Pit	79
2t. Brett Kern, Ten	79
2t. Britton Colquitt, Cle	79
2t. Tress Way, Was	79
7t. Johnny Hekker, LA	**78**
7t. Brad Nortman, Jax	78

Johnny Be Good!

P Johnny Hekker

In the Rams' 2018 Week 2 win over the Arizona Cardinals, P Johnny Hekker had to step in as the place kicker for the injured K Greg Zuerlein in addition to his punting duties.

Hekker made his first career field goal, a 20-yard attempt, connected on a point after try, recorded five kickoffs, two of which went for touchbacks and punted twice with a 41.0 net average.a

Hekker joins Cardinals K Phil Dawson as the only active players with at least one made field goal and a touchdown pass.

In his career, Hekker has 657 punts with a 43.1 net average and 264 punts downed inside the 20-yard line, is one-of-one on field goal attempts and PATs and has completed 14-of-23 passing attempts for 196 yards, one touchdown and an 84.7 QB rating (including playoffs). Hekker recorded his first NFL rushing attempt on a fake field goal in a 2018 Week 9 game at New Orleans. Hekker gained three yards on the play and was marked just short of the line-to-gain.

Johnny On The Spot

P Johnny Hekker posted the then third-best net average in NFL history with a 44.3 net average during the 2017 regular season, the second-best average of Hekker's career. Tennessee punter Brett Kern led the league in 2017 with a 44.6-yard net average.

Hekker enjoyed a record-breaking 2016 season, recording the most punts downed inside opponents' 20-yard line in NFL history. Additionally, Hekker broke his own NFL single-season net punting average record (46.0). Hekker booted a then career-long 75-yard punt against the Carolina Panthers in the Rams' 2016 Week 9 contest, and bested himself a week later with a 78-yarder against the New York Jets.

The Oregon State product finished the 2016 season with 98 punts, a 47.8-yard gross punting average, 51 punts inside opponents 20-yard line with only one touchback. As a unit, the Rams punt coverage team limited opponents to 152 return yards on 35 attempts and limited opponents to a league-best 4.3-yard average. With the outstanding coverage unit and directional punting, Hekker posted a 46.0-yard net average on the season, the best in NFL history.

Hekker led the NFL in 2015 in net average (43.7), gross average (47.9) and punts downed inside the opponents' 20 yard-line (41). Since the NFL began tracking punts inside 20 yard-line in 1976, Hekker is the first player to lead the league in gross, net and punts placed inside the 20-yard line in the same season.

Highest Net Punting Average in a Season (Since 1976)

Player, Team - Year	Punts	Net Avg
1. Johnny Hekker, LA - 2016	**98**	**46.0**
2. Brett Kern, Ten - 2017	75	44.6
3. Logan Cooke, Jax - 2019	75	44.5
4. Bryan Anger, Hou - 2019	45	44.5
5t. Johnny Hekker, LA - 2017	**65**	**44.3**
5t. Johnny Hekker, LA- 2013	**78**	**44.2**

Los Angeles Rams

Statistics

Rams 2020 Stats

Won 8, Lost 4

9/13	**W**	**20-17**	**vs. Dallas Cowboys**
9/20	W	37-19	at Philadelphia Eagles
9/27	L	35-32	at Buffalo Bills
10/4	**W**	**17-9**	**vs. New York Giants**
10/11	W	30-10	at Washington Football Team
10/18	L	24-16	at San Francisco 49ers
10/26	**W**	**24-10**	**vs. Chicago Bears**
11/2	L	28-17	at Miami Dolphins
11/15	**W**	**23-16**	**vs. Seattle Seahawks**
11/24	W	27-24	at Tampa Bay Buccaneers
11/29	**L**	**23-20**	**vs. San Francisco 49ers**
12/6	W	38-28	at Arizona Cardinals

	Rams	Opponent
Total First Downs	**278**	**223**
Rushing	98	71
Passing	164	135
Penalty	16	17
3rd Down: Made/Att	78/167	54/153
3rd Down Pct.	46.7%	35.3%
4th Down: Made/Att	5/11	8/17
4th Down Pct.	45.5%	47.1%
Possession Avg.	32:01	27:59
Total Net Yards	4744	3496
Avg. Per Game	395.3	291.3
Total Plays	825	757
Avg. Per Play	5.8	4.6
Net Yards Rushing	**1490**	**1117**
Avg. Per Game	124.2	93.1
Total Rushes	359	286
Net Yards Passing	**3254**	**2379**
Avg. Per Game	271.2	198.3
Sacked/Yards Lost	16/118	36/252
Gross Yards	3372	2631
Attempts/Completions	450/308	435/272
Completion Pct.	68.4%	62.5%
Had Intercepted	10	12
Punts/Average	**49/46.6**	**62/47.8**
Net Punting Avg.	**40.1**	**43.8**
Penalties/Yards	**51/494**	**56/425**
Fumbles/Ball Lost	**17/10**	**13/8**
Touchdowns	**37**	**28**
Rushing	18	10
Passing	17	14
Returns	2	4

Score By Periods	**Q1**	**Q2**	**Q3**	**Q4**	**OT**	**Pts**
Rams	68	76	70	87	0	301
Opponents	52	108	30	53	0	243

Scoring	**TD**	**Ru**	**Pa**	**Rt**	**PAT**	**FG**	**2Pt**	**Pts**
R.Woods	7	2	5	0	0/0	0/0	0	42
S.Sloman	0	0	0	0	18/21	8/11	0	42
D.Henderson	6	5	1	0	0/0	0/0	0	36
M.Brown	5	5	0	0	0/0	0/0	0	30
T.Higbee	4	0	4	0	0/0	0/0	1	26
M.Gay	0	0	0	0	10/10	5/7	0	25
C.Akers	3	2	1	0	0/0	0/0	0	18
J.Goff	3	3	0	0	0/0	0/0	0	18
T.Hill	2	0	0	2	0/0	0/0	0	12
G.Everett	2	1	1	0	0/0	0/0	0	12
C.Kupp	2	0	2	0	0/0	0/0	0	12
J.Reynolds	2	0	2	0	0/0	0/0	0	12
K.Forbath	0	0	0	0	4/5	2/3	0	10
V.Jefferson	1	0	1	0	0/0	0/0	0	6
Rams	**37**	**18**	**17**	**2**	**32/36**	**15/21**	**1**	**301**
Opponents	**28**	**10**	**14**	**4**	**27/27**	**16/19**	**0**	**243**

2-Pt. Conversions: Rams 1/1, Opponents: 0/1
Sacks: A.Donald 11.0, L.Floyd 7.0, J.Hollins 3.0, M.Fox 3.0, M.Brockers 3.0, T.Reeder 3.0, T.Lewis 2.0, S.Ebukam 1.5, O.Okoronkwo 1.0, J.Polite 1.0, G.Gaines 0.5
Team: 36.0, Opponents: 16.0

Rushing	**No.**	**Yds**	**Avg**	**Long**	**TD**
D.Henderson	123	559	4.5	40	5
M.Brown	90	368	4.1	19	5
C.Akers	80	357	4.5	61	2
R.Woods	20	115	5.8	25	2
J.Goff	39	56	1.4	10	3
C.Kupp	4	33	8.3	16	0
G.Everett	1	2	2.0	2t	1
T.Higbee	1	1	1.0	1	0
V.Jefferson	1	-1	-1.0	-1	0
Rams	**359**	**1490**	**4.2**	**61**	**18**
Opponents	**286**	**1117**	**3.9**	**27**	**10**

Receiving	**No.**	**Yds**	**Avg**	**Long**	**TD**
C.Kupp	74	836	11.3	55t	2
R.Woods	71	764	10.8	56t	5
J.Reynolds	39	509	13.1	40t	2
G.Everett	34	342	10.1	40	1
T.Higbee	32	345	10.8	39	4
M.Brown	20	150	7.5	30	0
V.Jefferson	15	170	11.3	31	1
D.Henderson	15	154	10.3	28	1
J.Mundt	4	53	13.3	34	0
C.Akers	4	49	12.3	22	1
Rams	**308**	**3372**	**10.9**	**56t**	**17**
Opponents	**272**	**2631**	**9.7**	**59t**	**14**

Interceptions	**No.**	**Yds**	**Avg**	**Long**	**TD**
D.Williams	4	21	5.3	19	0
J.Fuller	3	45	15.0	37	0
T.Hill	2	35	17.5	35t	1
J.Ramsey	1	2	2.0	2	0
J.Johnson	1	0	0.0	0	0
T.Rapp	1	0	0.0	0	0
Rams	**12**	**103**	**8.6**	**37**	**1**
Opponents	**10**	**74**	**7.4**	**27t**	**1**

Punting	**No**	**Yds**	**Avg**	**Net**	**TB**	**In**	**Lg**	**B**
J.Hekker	49	2281	46.6	40.1	5	25	63	0
Rams	**49**	**2281**	**46.6**	**40.1**	**5**	**25**	**63**	**0**
Opponents	**62**	**2965**	**47.8**	**43.8**	**5**	**25**	**72**	**0**

Punt Returns	**Ret**	**FC**	**Yds**	**Avg**	**Long**	**TD**
N.Webster	19	12	102	5.4	15	0
C.Kupp	8	11	49	6.1	10	0
Rams	**27**	**23**	**151**	**5.6**	**15**	**0**
Opponents	**14**	**14**	**217**	**15.5**	**88t**	**1**

Kickoff Returns	**No.**	**Yds**	**Avg**	**Long**	**TD**
N.Webster	10	215	21.5	30	0
R.Calais	5	111	22.2	41	0
X.Jones	1	4	4.0	4	0
Rams	**16**	**330**	**20.6**	**41**	**0**
Opponents	**22**	**631**	**28.7**	**54**	**0**

Field Goals	**1-19**	**20-29**	**30-39**	**40-49**	**50+**
S.Sloman	0/ 0	2/ 3	5/ 5	1/ 2	0/ 1
M.Gay	0/ 0	0/ 0	2/ 3	3/ 4	0/ 0
K.Forbath	0/ 0	2/ 2	0/ 0	0/ 1	0/ 0
Rams	**0/ 0**	**4/ 5**	**7/ 8**	**4/ 7**	**0/ 1**
Opponents	**0/ 0**	**1/ 1**	**8/ 8**	**6/ 7**	**1/ 3**

Fumbles Lost: J.Goff 4, G.Everett 1, C.Kupp 1, J.Reynolds 1, N.Webster 1, R.Woods 1, M.Brown 1 **Total: 10**
Opponent Fumble Recoveries: T.Hill 2, L.Floyd 2, K.Young 1, G.Gaines 1, M.Fox 1, A.Donald 1, **Total: 8**

Passing	**Att**	**Cmp**	**Yds**	**Cmp%**	**Yds/Att**	**TD**	**TD%**	**Int**	**Int%**	**Long**	**Sack /Lost**	**Rating**
Jared Goff	450	308	3372	68.4%	7.5	17	3.8%	10	2.2%	56t	16/118	93.7
Team	**450**	**308**	**3372**	**68.4%**	**7.5**	**17**	**3.8%**	**10**	**2.2%**	**56t**	**16/118**	**93.7**
Opponents	**435**	**272**	**2631**	**62.5%**	**6.0**	**14**	**3.2%**	**12**	**2.8%**	**59t**	**36/252**	**78.6**

Rams 2020 Defensive Stats

Player	Total	Solo	Assisted	Sacks	Sack Yds	FF	PD	Int.	Safeties	QBH	TFL
John Johnson	83	56	27	0.0	0.0	0	8	1	0	0	2
Micah Kiser	77	44	33	0.0	0.0	1	3	0	0	1	0
Troy Hill	67	51	16	0.0	0.0	1	7	2	0	0	1
Taylor Rapp	41	30	11	0.0	0.0	1	3	1	0	0	1
Sebastian Joseph-Day	40	26	14	0.0	0.0	1	2	0	0	3	0
Leonard Floyd	39	21	18	7.0	48.0	0	0	0	0	15	9
Troy Reeder	38	26	12	3.0	12.0	0	1	0	0	3	3
Michael Brockers	38	15	23	3.0	24.0	0	0	0	0	7	3
Kenny Young	37	20	17	0.0	0.0	0	1	0	0	1	2
Jordan Fuller	35	24	11	0.0	0.0	0	5	3	0	0	0
Aaron Donald	34	21	13	11.0	71.0	4	1	0	0	22	9
Jalen Ramsey	33	27	6	0.0	0.0	0	3	1	0	1	2
Darious Williams	27	25	2	0.0	0.0	0	13	4	0	0	1
Samson Ebukam	21	11	10	1.5	8.0	0	1	0	0	3	1
Morgan Fox	19	15	4	3.0	34.0	1	2	0	0	5	4
Justin Hollins	18	12	6	3.0	37.0	1	0	0	0	5	2
Greg Gaines	13	7	6	0.5	2.0	0	0	0	0	1	0
Nick Scott	13	9	4	0.0	0.0	0	0	0	0	0	0
Ogbonnia Okoronkwo	7	5	2	1.0	7.0	0	1	0	0	2	1
Terrell Burgess	5	4	1	0.0	0.0	0	1	0	0	0	0
A'Shawn Robinson	5	3	2	0.0	0.0	0	1	0	0	1	0
David Long	4	4	0	0.0	0.0	0	0	0	0	0	0
Terrell Lewis	3	3	0	2.0	3.0	0	0	0	0	4	2
Marquise Copeland	1	1	0	0.0	0.0	0	0	0	0	0	0
Jachai Polite	1	1	0	1.0	6.0	0	0	0	0	1	1
Total	**699**	**461**	**238**	**36.0**	**252.0**	**10**	**53**	**12**	**0**	**75**	**44**

Los Angeles Rams

Roster

Rams Pronunciation Guide

72	Tremayne **ANCHRUM** Jr.	Ank-rum
66	Austin **BLYTHE**	BLY-th
30	Raymond **CALAIS**	CAH-lay
50	Samson **EBUKAM**	EH-boo-kahm
79	Rob **HAVENSTEIN**	HAY-vin-stine
35	**XAVIER** Jones	ik-ZAY-vee-year
44	Jake **McQUAIDE**	Mc-KWAYD
45	**OGBONNIA OKORONKWO**	o-BO-ny-uh / o-kor-RON-kwo
57	**NATREZ** Patrick	NUH-trez
95	Jachai **POLITE**	Juh-Kai Poe-lite
14	**NSIMBA** Webster	Simba (Silent N)
	EJIRO EVERO (Safeties)	e-JEE-row / EV-uh-row

Rams Unofficial Depth Chart

Unofficial Depth Chart as of 11/30/20

Underlined denotes rookies

OFFENSE

WR	10 Cooper Kupp	14 Nsimba Webster		
TE	89 Tyler Higbee	81 Gerald Everett	82 Johnny Mundt	88 Brycen Hopkins
LT	70 Joe Noteboom	72 Tremayne Anchrum Jr.		
LG	73 David Edwards			
C	66 Austin Blythe	55 Brian Allen		
RG	63 Austin Corbett	65 Coleman Shelton		
RT	79 Rob Havenstein	71 Bobby Evans		
WR	11 Josh Reynolds	12 Van Jefferson		
WR	17 Robert Woods	83 Trishton Jackson		
QB	16 Jared Goff	9 John Wolford		
RB	34 Malcolm Brown	23 Cam Akers	27 Darrell Henderson Jr.	35 Xavier Jones / 30 Raymond Calais

DEFENSE

DE	90 Michael Brockers	97 Morgan Fox	
NT	69 Sebastian Joseph-Day	91 Greg Gaines	
DT	99 Aaron Donald	94 A'Shawn Robinson	
OLB	50 Samson Ebukam	52 Terrell Lewis	57 Natrez Patrick
OLB	54 Leonard Floyd	45 Ogbonnia Okoronkwo	49 Derek Rivers
ILB	51 Troy Reeder	58 Justin Hollins	
ILB	41 Kenny Young		
LCB	22 Troy Hill	31 Darious Williams	
RCB	20 Jalen Ramsey	25 David Long Jr.	
SS	32 Jordan Fuller	46 Juju Hughes	36 J.R. Reed
FS	43 John Johnson III	33 Nick Scott	

SPECIALISTS

P	6 Johnny Hekker	
K	1 Matt Gay	
H	6 Johnny Hekker	
LS	44 Jake McQuaide	
PR	10 Cooper Kupp	14 Nsimba Webster
KR	14 Nsimba Webster	30 Raymond Calais

Rams Alphabetical Roster

NO.	PLAYER	POS	HT	WT	DOB	AGE	EXP	COLLEGE	H.S. HOMETOWN	ACQUIRED
23	Akers, Cam	RB	5-10	217	6/22/1999	21	R	Florida State	Clinton, Miss.	D2A-'20
55	Allen, Brian	OL	6-2	303	10/11/1995	25	3	Michigan State	Hinsdale, Ill.	D4A-'18
72	Anchrum Jr., Tremayne	OL	6-2	314	6/24/1998	22	R	Clemson	Powder Springs, Ga.	D7C-'20
66	Blythe, Austin	OL	6-3	298	6/16/1992	28	5	Iowa	Williamsburg, Iowa	W(IND)-'17
90	Brockers, Michael	DL	6-5	305	12/21/1990	29	8	LSU	Houston, Texas	D1-'12
34	Brown, Malcolm	RB	5-11	222	5/15/1993	27	5	Texas	Cibolo, Texas	FA-'15
30	Calais, Raymond	RB	5-8	188	4/2/1998	22	R	Louisiana-Lafayette	Breaux Bridge, La.	W(TB)-'20
63	Corbett, Austin	OL	6-4	306	9/5/1995	25	3	Nevada	Sparks, Nev.	T(Cle)-'19
99	Donald, Aaron	DL	6-1	280	5/23/1991	29	7	Pittsburgh	Pittsburgh, Pa.	D1B-'14
50	Ebukam, Samson	OLB	6-3	245	5/9/1995	25	4	Eastern Washington	Portland, Ore.	D4B-'17
73	Edwards, David	OL	6-6	308	3/20/1997	23	2	Wisconsin	Downers Grove, Ill.	D5-'19
71	Evans, Bobby	OL	6-4	312	3/24/1997	23	2	Oklahoma	Allen, Texas	D3C-'19
81	Everett, Gerald	TE	6-3	240	6/25/1994	26	4	South Alabama	Decatur, Ga.	D2-'17
54	Floyd, Leonard	OLB	6-5	240	9/8/1992	28	5	Georgia	Eastman, Ga.	FA-'20
97	Fox, Morgan	DL	6-3	275	9/12/1994	26	4	Colorado State Pueblo	Colorado Springs, Colo	FA-'16
32	Fuller, Jordan	S	6-2	203	3/4/1998	22	R	Ohio State	Old Tappan, N.J.	D6-'20
91	Gaines, Greg	DL	6-1	312	5/6/1996	24	2	Washington	La Habra, Calif.	D4-'19
1	Gay, Matt	K	6-0	232	3/15/1994	26	2	Utah	Orem, Utah	FA-'20
16	Goff, Jared	QB	6-4	222	10/14/1994	26	5	California	Novato, Calif.	D1-'16
79	Havenstein, Rob	OL	6-8	330	5/13/1992	28	6	Wisconsin	Mount Airy, Md.	D2-'15
6	Hekker, Johnny	P	6-5	241	2/8/1990	30	9	Oregon State	Bothell, Wash.	FA-'12
27	Henderson Jr., Darrell	RB	5-8	208	8/19/1997	23	2	Memphis	Batesville, Miss.	D3A-'19
89	Higbee, Tyler	TE	6-6	255	1/1/1993	27	5	Western Kentucky	Clearwater, Fla.	D4A-'16
22	Hill, Troy	CB	5-11	183	8/29/1991	29	6	Oregon	Youngstown, Ohio	W(NE) -'15
58	Hollins, Justin	LB	6-5	248	1/15/1996	24	2	Oregon	Arlington, Texas	W(DEN)-'20
88	Hopkins, Brycen	TE	6-4	245	3/27/1997	23	R	Purdue	Nashville, Tenn.	D4-'20
46	Hughes, JuJu	S	5-11	188	7/19/1998	22	R	Fresno State	Hanford, Calif	FA-'20
83	Jackson, Trishton	WR	6-1	191	3/9/1998	22	R	Syracuse	West Bloomfield, Mich.	FA-'20
12	Jefferson, Van	WR	6-1	200	7/26/1996	24	R	Florida	Brentwood, Tenn.	D2B-'20
43	Johnson III, John	S	6-0	209	12/19/1995	24	4	Boston College	West Hyattsville, Md.	D3B-'17
35	Jones, Xavier	RB	5-11	208	8/24/1997	23	R	SMU	Spring, Texas	FA-'20
69	Joseph-Day, Sebastian	DL	6-4	310	3/21/1995	25	2	Rutgers	Stroudsburg, Pa.	D6C-'18
10	Kupp, Cooper	WR	6-2	208	6/12/1993	27	4	Eastern Washington	Yakima, Wash.	D3A-'17
52	Lewis, Terrell	OLB	6-5	262	8/25/1998	22	R	Alabama	Washington, D.C.	D3A-'20
25	Long Jr., David	CB	5-11	196	2/6/1998	22	2	Michigan	Los Angeles, Calif.	D3B-'19
44	McQuaide, Jake	LS	6-2	235	12/7/1987	33	10	Ohio State	Cincinnati, Ohio	FA-'11
82	Mundt, Johnny	TE	6-4	233	11/23/1994	26	3	Oregon	Modesto, Calif.	FA-'17
70	Noteboom, Joe	OL	6-5	321	6/19/1995	25	3	Texas Christian	Plano, Texas	D3-'18
45	Okoronkwo, Ogbonnia	OLB	6-2	253	4/24/1995	25	2	Oklahoma	Houston, Texas	D5B-'18
57	Patrick, Natrez	OLB	6-3	242	7/9/1997	23	2	Georgia	Atlanta, Ga.	FA-'19
20	Ramsey, Jalen	CB	6-1	208	10/24/1994	26	5	Florida State	Smyrna, Tenn.	T(JAX)-'19
49	Rivers, Derek	OLB	6-5	250	5/9/1994	26	4	Youngstown State	Kinston, N.C.	W(NE)-20
36	Reed, J.R.	DB	6-1	194	3/11/1996	24	R	Georgia	Frisco, Texas	FA-'20
51	Reeder, Troy	ILB	6-3	245	9/13/1994	26	2	Delaware	Hockessin, Del.	FA-'19
11	Reynolds, Josh	WR	6-3	196	2/16/1995	25	4	Texas A&M	San Antonio, Texas	D4A-'17
94	Robinson, A'Shawn	DL	6-4	330	3/21/1995	25	5	Alabama	Fort Worth, Texas	FA-'20
33	Scott, Nick	S	5-11	201	5/17/1995	25	2	Penn State	Fairfax, Va.	D7A-'19
65	Shelton, Coleman	OL	6-4	299	7/28/1995	25	2	Washington	Pasadena, Calif.	FA-'19
14	Webster, Nsimba	WR	5-10	180	1/27/1996	24	2	Eastern Washington	Antioch, Calif	FA-'19
31	Williams, Darious	CB	5-9	187	3/15/1993	27	3	Alabama-Birmingham	Jacksonville, Fla.	W(BAL)-'18
9	Wolford, John	QB	6-1	200	10/16/1995	25	1	Wake Forest	Jacksonville, Fla.	FA-'19
17	Woods, Robert	WR	6-0	195	4/10/1992	28	8	Southern California	Gardena, Calif.	FA-'17
41	Young, Kenny	ILB	6-1	234	11/15/1994	26	3	UCLA	Boutte, La.	T(BAL)-'19
										Active Roster: 53
Practice Squad										
98	Banks, Eric	DL	6-5	274	1/30/1998	22	R	UT San Antonio	Memphis, Tenn.	FA-'20
86	Blanton, Kendall	TE	6-6	262	11/10/1995	25	1	Missouri	Blue Springs, Mo.	FA-'19
93	Copeland, Marquise	DL	6-2	287	5/9/1997	23	1	Cincinnati	Cleveland, Ohio	FA-'19
21	Deayon, Dont'e	CB	5-9	159	1/28/1994	26	4	Boise State	Rialto, Calif.	FA-'18
64	Demby, Jamil	OL	6-5	321	6/20/1996	24	2	Maine	Vineland, N.J.	D6B-'18
39	Gervase, Jake	S	6-1	212	9/18/1995	25	1	Iowa	Davenport, Iowa	FA-'19
96	Hoecht, Michael	DL	6-4	310	10/5/1997	23	R	Brown	Oakwood, Ohio	FA-'20
61	Kolone, Jeremiah	OL	6-3	316	10/23/1994	26	1	San Jose State	Fallbrook, Calif.	FA-'19
15	Koski, J.J.	WR	6-1	195	12/27/1996	23	R	Cal Poly	Danville, Calif.	FA-'20
8	MacGinnis, Austin	K	5-10	185	5/4/1995	25	1	Kentucky	Sacramento, Calif.	FA-'20
47	Moncrief, Derrick	LB	6-2	220	6/6/1993	27	1	Oklahoma State	Prattville, Ala.	FA-'20
5	Perkins, Bryce	QB	6-3	214	12/20/1996	23	R	Virginia	Queen Creek, Ariz.	FA-'20
95	Polite, Jachai	OLB	6-3	258	3/30/1998	22	1	Florida	Daytona Beach, Fla.	FA-'19
56	Rozeboom, Christian	LB	6-2	230	1/30/1997	23	R	South Dakota State	Sioux Center, Iowa	FA-'20
92	Williams, Jonah	DL	6-5	275	8/17/1995	25	R	Weber State	Meridian, Idaho	FA-'20
										Practice Squad: 15
Reserve/Opt-Out										
67	Chandler Brewer	OL	6-6	320	6/12/1997	23	2	Middle Tennessee State	Florence, Ala.	FA-'19
Reserve/Injured										
26	Burgess, Terrell	S	5-11	202	11/12/1998	22	R	Utah	San Marcos, Calif.	D3B-'20
2	Forbath, Kai	K	5-11	197	9/2/1987	33	9	UCLA	Santa Monica, Calif.	FA-'20
48	Howard, Travin	ILB	6-1	219	5/10/1996	24	2	Texas Christian	Longview, Texas	D7A-'18
59	Kiser, Micah	ILB	6-0	244	1/25/1995	25	2	Virginia	Baltimore, Md.	D5A-'18
24	Rapp, Taylor	S	6-0	208	12/22/1997	22	2	Washington	Bellingham, Wash.	D2-'19
77	Whitworth, Andrew	OL	6-7	330	12/12/1981	38	15	LSU	Monroe, La.	FA-'17

Rams Numerical Roster

NO.	PLAYER	POS	HT	WT	DOB	AGE	EXP	COLLEGE	H.S. HOMETOWN	ACQUIRED
1	Matt Gay	K	6-0	232	3/15/1994	26	2	Utah	Orem, Utah	FA-'20
6	Johnny Hekker	P	6-5	241	2/8/1990	30	9	Oregon State	Bothell, Wash.	FA-'12
9	John Wolford	QB	6-1	200	10/16/1995	25	1	Wake Forest	Jacksonville, Fla.	FA-'19
10	Cooper Kupp	WR	6-2	208	6/12/1993	27	4	Eastern Washington	Yakima, Wash.	D3A-'17
11	Josh Reynolds	WR	6-3	196	2/16/1995	25	4	Texas A&M	San Antonio, Texas	D4A-'17
12	Van Jefferson	WR	6-1	200	7/26/1996	24	R	Florida	Brentwood, Tenn.	D2B-'20
14	Nsimba Webster	WR	5-10	180	1/27/1996	24	2	Eastern Washington	Antioch, Calif	FA-'19
16	Jared Goff	QB	6-4	222	10/14/1994	26	5	California	Novato, Calif.	D1-'16
17	Robert Woods	WR	6-0	195	4/10/1992	28	8	Southern California	Gardena, Calif	FA-'17
20	Jalen Ramsey	CB	6-1	208	10/24/1994	26	5	Florida State	Smyrna, Tenn.	T(JAX)-'19
22	Troy Hill	CB	5-11	183	8/29/1991	29	6	Oregon	Youngstown, Ohio	W(NE) - '15
23	Cam Akers	RB	5-10	217	6/22/1999	21	R	Florida State	Clinton, Miss.	D2A-'20
25	David Long Jr.	CB	5-11	196	2/6/1998	22	2	Michigan	Los Angeles, Calif.	D3B-'19
27	Darrell Henderson Jr.	RB	5-8	208	8/19/1997	23	2	Memphis	Batesville, Miss.	D3A-'19
30	Raymond Calais	RB	5-8	188	4/2/1998	22	R	Louisiana-Lafayette	Breaux Bridge, La.	W(TB)-'20
31	Darious Williams	CB	5-9	187	3/15/1993	27	3	Alabama-Birmingham	Jacksonville, Fla.	W(BAL)-'18
32	Jordan Fuller	S	6-2	203	3/4/1998	22	R	Ohio State	Old Tappan, N.J.	D6-'20
33	Nick Scott	S	5-11	201	5/17/1995	25	2	Penn State	Fairfax, Va.	D7A-'19
34	Malcolm Brown	RB	5-11	222	5/15/1993	27	5	Texas	Cibolo, Texas	FA-'15
35	Xavier Jones	RB	5-11	208	8/24/1997	23	R	SMU	Spring, Texas	FA-'20
36	J.R. Reed	DB	6-1	194	3/11/1996	24	R	Georgia	Frisco, Texas	FA-'20
41	Kenny Young	ILB	6-1	234	11/14/1994	26	3	UCLA	Boutte, La.	T(BAL)-'19
43	John Johnson III	S	6-0	209	12/19/1995	24	4	Boston College	West Hyattsville, Md.	D3B-'17
44	Jake McQuaide	LS	6-2	235	12/7/1987	33	10	Ohio State	Cincinnati, Ohio	FA-'11
45	Ogbonnia Okoronkwo	OLB	6-2	253	4/24/1995	25	2	Oklahoma	Houston, Texas	D5B-'18
46	JuJu Hughes	S	5-11	188	7/19/1998	22	R	Fresno State	Hanford, Calif	FA-'20
49	Derek Rivers	OLB	6-5	250	5/9/1994	26	4	Youngstown State	Kinston, N.C.	W(NE)-20
50	Samson Ebukam	OLB	6-3	245	5/9/1995	25	4	Eastern Washington	Portland, Ore.	D4B-'17
51	Troy Reeder	ILB	6-3	245	9/13/1994	26	2	Delaware	Hockessin, Del.	FA-'19
52	Terrell Lewis	OLB	6-5	262	8/25/1998	22	R	Alabama	Washington, D.C.	D3A-'20
54	Leonard Floyd	OLB	6-5	240	9/8/1992	28	5	Georgia	Eastman, Ga.	FA-'20
55	Brian Allen	OL	6-2	303	10/11/1995	25	3	Michigan State	Hinsdale, Ill.	D4A-'18
57	Natrez Patrick	OLB	6-3	242	7/9/1997	23	2	Georgia	Atlanta, Ga.	FA-'19
58	Justin Hollins	LB	6-5	248	1/15/1996	24	2	Oregon	Arlington, Texas	W(DEN)-'20
63	Austin Corbett	OL	6-4	306	9/5/1995	25	3	Nevada	Sparks, Nev.	T(Cle)-'19
65	Coleman Shelton	OL	6-4	299	7/28/1995	25	2	Washington	Pasadena, Calif.	FA-'19
66	Austin Blythe	OL	6-3	298	6/16/1992	28	5	Iowa	Williamsburg, Iowa	W(IND)-'17
69	Sebastian Joseph-Day	DL	6-4	310	3/21/1995	25	2	Rutgers	Stroudsburg, Pa.	D6C-'18
70	Joe Noteboom	OL	6-5	321	6/19/1995	25	3	Texas Christian	Plano, Texas	D3-'18
71	Bobby Evans	OL	6-4	312	3/24/1997	23	2	Oklahoma	Allen, Texas	D3C-'19
72	Tremayne Anchrum Jr.	OL	6-2	314	6/24/1998	22	R	Clemson	Powder Springs, Ga.	D7C-'20
73	David Edwards	OL	6-6	308	3/20/1997	23	2	Wisconsin	Downers Grove, Ill.	D5-'19
79	Rob Havenstein	OL	6-8	330	5/13/1992	28	6	Wisconsin	Mount Airy, Md.	D2-'15
81	Gerald Everett	TE	6-3	240	6/25/1994	26	4	South Alabama	Decatur, Ga.	D2-'17
82	Johnny Mundt	TE	6-4	233	11/23/1994	26	3	Oregon	Modesto, Calif.	FA-'17
83	Trishton Jackson	WR	6-1	191	3/9/1998	22	R	Syracuse	West Bloomfield, Mich.	FA-'20
88	Brycen Hopkins	TE	6-4	245	3/27/1997	23	R	Purdue	Nashville, Tenn.	D4-'20
89	Tyler Higbee	TE	6-6	255	1/1/1993	27	5	Western Kentucky	Clearwater, Fla.	D4A-'16
90	Michael Brockers	DL	6-5	305	12/21/1990	29	9	LSU	Houston, Texas	D1-'12
91	Greg Gaines	DL	6-1	312	5/6/1996	24	2	Washington	La Habra, Calif.	D4-'19
94	A'Shawn Robinson	DL	6-4	330	3/21/1995	25	5	Alabama	Fort Worth, Texas	FA-'20
97	Morgan Fox	DL	6-3	275	9/12/1994	26	4	Colorado State Pueblo	Colorado Springs, Colo	FA-'16
99	Aaron Donald	DL	6-1	280	5/23/1991	29	7	Pittsburgh	Pittsburgh, Pa.	D1B-'14
										Active Roster: 53
Practice Squad										
5	Bryce Perkins	QB	6-3	214	12/20/1996	23	R	Virginia	Queen Creek, Ariz.	FA-'20
8	Austin MacGinnis	K	5-10	185	5/4/1995	25	1	Kentucky	Sacramento, Calif.	FA-'20
15	Koski, J.J.	WR	6-1	195	12/27/1996	23	R	Cal Poly	Danville, Calif.	FA-'20
21	Dont'e Deayon	DB	5-9	159	1/28/1994	26	4	Boise State	Rialto, Calif.	FA-'18
39	Gervase, Jake	S	6-1	212	9/18/1995	25	1	Iowa	Davenport, Iowa	FA-'19
47	Derrick Moncrief	LB	6-2	220	6/6/1993	27	1	Oklahoma State	Prattville, Ala.	FA-'20
56	Christian Rozeboom	LB	6-2	230	1/30/1997	23	R	South Dakota State	Sioux Center, Iowa	FA-'20
61	Jeremiah Kolone	OL	6-3	316	10/23/1994	26	1	San Jose State	Fallbrook, Calif.	FA-'19
64	Jamil Demby	OL	6-5	321	6/20/1996	24	2	Maine	Vineland, N.J.	D6B-'18
86	Blanton, Kendall	TE	6-6	262	11/10/1995	25	1	Missouri	Blue Springs, Mo.	FA-'19
92	Jonah Williams	DL	6-5	275	8/17/1995	25	R	Weber State	Meridian, Idaho	FA-'20
93	Marquise Copeland	DL	6-2	287	5/9/1997	23	1	Cincinnati	Cleveland, Ohio	FA-'19
95	Jachai Polite	OLB	6-3	258	3/30/1998	22	1	Florida	Daytona Beach, Fla.	FA-'19
96	Michael Hoecht	DL	6-4	310	10/5/1997	23	R	Brown	Oakwood, Ohio	FA-'20
98	Eric Banks	DL	6-5	274	1/30/1998	22	R	UT San Antonio	Memphis, Tenn.	FA-'20
										Practice Squad: 15
Reserve/Opt-Out										
67	Chandler Brewer	OL	6-6	320	6/12/1997	23	2	Middle Tennessee State	Florence, Ala.	FA-'19
Reserve/Injured										
2	Kai Forbath	K	5-11	197	9/2/1987	33	9	UCLA	Santa Monica, Calif.	FA-'20
24	Taylor Rapp	S	6-0	208	12/22/1997	22	2	Washington	Bellingham, Wash.	D2-'19
26	Terrell Burgess	S	5-11	202	11/12/1998	22	R	Utah	San Marcos, Calif.	D3B-'20
48	Travin Howard	ILB	6-1	219	5/10/1996	24	2	Texas Christian	Longview, Texas	D7A-'18
59	Micah Kiser	ILB	6-0	244	1/25/1995	25	2	Virginia	Baltimore, Md.	D5A-'18
77	Andrew Whitworth	OL	6-7	330	12/12/1981	38	15	LSU	Monroe, La.	FA-'17

Rams Roster By Experience

	NO.	PLAYER	POS	HT	WT	DOB	AGE	EXP	COLLEGE	H.S. HOMETOWN	ACQUIRED
10th Year (1)	44	McQuaide, Jake	LS	6-2	235	12/7/1987	33	10	Ohio State	Cincinnati, Ohio	FA-'11
9th Year (2)	6	Hekker, Johnny	P	6-5	241	2/8/1990	30	9	Oregon State	Bothell, Wash.	FA-'12
	90	Brockers, Michael	DL	6-5	305	12/21/1990	29	9	LSU	Houston, Texas	D1-'12
8th Year (1)	17	Woods, Robert	WR	6-0	195	4/10/1992	28	8	Southern California	Gardena, Calif.	FA-'17
7th Year (1)	99	Donald, Aaron	DL	6-1	280	5/23/1991	29	7	Pittsburgh	Pittsburgh, Pa.	D1B-'14
6th Year (2)	20	Hill, Troy	CB	5-11	183	8/29/1991	29	5	Oregon	Youngstown, Ohio	W(NE) - '15
	79	Havenstein, Rob	OL	6-8	330	5/13/1992	28	5	Wisconsin	Mount Airy, Md.	D2-'15
5th Year (7)	16	Goff, Jared	QB	6-4	222	10/14/1994	26	5	California	Novato, Calif.	D1-'16
	20	Ramsey, Jalen	CB	6-1	208	10/24/1994	26	5	Florida State	Smyrna, Tenn.	T(JAX)-'19
	34	Brown, Malcolm	RB	5-11	222	5/15/1993	27	5	Texas	Cibolo, Texas	FA-'15
	54	Floyd, Leonard	OLB	6-5	240	9/8/1992	28	5	Georgia	Eastman, Ga.	FA-'20
	66	Blythe, Austin	OL	6-3	298	6/16/1992	28	5	Iowa	Williamsburg, Iowa	W(IND)-'17
	89	Higbee, Tyler	TE	6-6	255	1/1/1993	27	5	Western Kentucky	Clearwater, Fla.	D4A-'16
	94	Robinson, A'Shawn	DL	6-4	330	3/21/1995	25	5	Alabama	Fort Worth, Texas	FA-'20
4th Year (7)	10	Kupp, Cooper	WR	6-2	208	6/12/1993	27	4	Eastern Washington	Yakima, Wash.	D3A-'17
	11	Reynolds, Josh	WR	6-3	196	2/16/1995	25	4	Texas A&M	San Antonio, Texas	D4A-'17
	43	Johnson III, John	S	6-0	209	12/19/1995	24	4	Boston College	West Hyattsville, Md.	D3B-'17
	49	Rivers, Derek	OLB	6-5	250	5/9/1994	26	4	Youngstown State	Kinston, N.C.	W(NE)-20
	50	Ebukam, Samson	OLB	6-3	245	5/9/1995	25	4	Eastern Washington	Portland, Ore.	D4B-'17
	81	Everett, Gerald	TE	6-3	240	6/25/1994	26	4	South Alabama	Decatur, Ga.	D2-'17
	97	Fox, Morgan	DL	6-3	275	9/12/1994	26	4	Colorado State Pueblo	Colorado Springs, Colo	FA-'16
3rd Year (6)	31	Williams, Darious	CB	5-9	187	3/15/1993	27	3	Alabama-Birmingham	Jacksonville, Fla.	W(BAL)-'18
	41	Young, Kenny	ILB	6-1	234	11/15/1994	26	3	UCLA	Boutte, La.	T(BAL)-'19
	55	Allen, Brian	OL	6-2	303	10/11/1995	25	3	Michigan State	Hinsdale, Ill.	D4A-'18
	63	Corbett, Austin	OL	6-4	306	9/5/1995	25	3	Nevada	Sparks, Nev.	T(Cle)-'19
	70	Noteboom, Joe	OL	6-5	321	6/19/1995	25	3	Texas Christian	Plano, Texas	D3-'18
	82	Mundt, Johnny	TE	6-4	233	11/23/1994	26	3	Oregon	Modesto, Calif.	FA-'17
2nd Year (14)	1	Gay, Matt	K	6-0	232	3/15/1994	26	2	Utah	Orem, Utah	FA-'20
	14	Webster, Nsimba	WR	5-10	180	1/27/1996	24	2	Eastern Washington	Antioch, Calif	FA-'19
	25	Long Jr., David	CB	5-11	196	2/6/1998	22	2	Michigan	Los Angeles, Calif.	D3B-'19
	27	Henderson Jr., Darrell	RB	5-8	208	8/19/1997	23	2	Memphis	Batesville, Miss.	D3A-'19
	33	Scott, Nick	S	5-11	201	5/17/1995	25	2	Penn State	Fairfax, Va.	D7A-'19
	45	Okoronkwo, Ogbonnia	OLB	6-2	253	4/24/1995	25	2	Oklahoma	Houston, Texas	D5B-'18
	51	Reeder, Troy	ILB	6-3	245	9/13/1994	26	2	Delaware	Hockessin, Del.	FA-'19
	57	Patrick, Natrez	OLB	6-3	242	7/9/1997	23	2	Georgia	Atlanta, Ga.	FA-'19
	58	Hollins, Justin	LB	6-5	248	1/15/1996	24	2	Oregon	Arlington, Texas	W(DEN)-'20
	65	Shelton, Coleman	OL	6-4	299	7/28/1995	25	2	Washington	Pasadena, Calif.	FA-'19
	69	Joseph-Day, Sebastian	DL	6-4	310	3/21/1995	25	2	Rutgers	Stroudsburg, Pa.	D6C-'18
	71	Evans, Bobby	OL	6-4	312	3/24/1997	23	2	Oklahoma	Allen, Texas	D3C-'19
	73	Edwards, David	OL	6-6	308	3/20/1997	23	2	Wisconsin	Downers Grove, Ill.	D5-'19
	91	Gaines, Greg	DL	6-1	312	5/6/1996	24	2	Washington	La Habra, Calif.	D4-'19
1st Year (1)	9	Wolford, John	QB	6-1	200	10/16/1995	25	1	Wake Forest	Jacksonville, Fla.	FA-'19
Rookies (11)	12	Jefferson, Van	WR	6-1	200	7/26/1996	24	R	Florida	Brentwood, Tenn.	D2B-'20
	23	Akers, Cam	RB	5-10	217	6/22/1999	21	R	Florida State	Clinton, Miss.	D2A-'20
	30	Calais, Raymond	RB	5-8	188	4/2/1998	22	R	Louisiana-Lafayette	Breaux Bridge, La.	W(TB)-'20
	32	Fuller, Jordan	S	6-2	203	3/4/1998	22	R	Ohio State	Old Tappan, N.J.	D6-'20
	35	Jones, Xavier	RB	5-11	208	8/24/1997	23	R	SMU	Spring, Texas	FA-'20
	36	Reed, J.R.	DB	6-1	194	3/11/1996	24	R	Georgia	Frisco, Texas	FA-'20
	46	Hughes, JuJu	S	5-11	188	7/19/1998	22	R	Fresno State	Hanford, Calif	FA-'20
	52	Lewis, Terrell	OLB	6-5	262	8/25/1998	22	R	Alabama	Washington, D.C.	D3A-'20
	72	Anchrum Jr., Tremayne	OL	6-2	314	6/24/1998	22	R	Clemson	Powder Springs, Ga.	D7C-'20
	83	Jackson, Trishton	WR	6-1	191	3/9/1998	22	R	Syracuse	West Bloomfield, Mich.	FA-'20
	88	Hopkins, Brycen	TE	6-4	245	3/27/1997	23	R	Purdue	Nashville, Tenn.	D4-'20

Rams Positional Roster

QUARTERBACKS (2)		POS	HT	WT	DOB	AGE	EXP	COLLEGE	H.S. HOMETOWN	ACQUIRED
9	Wolford, John	QB	6-1	200	10/16/1995	25	1	Wake Forest	Jacksonville, Fla.	FA-'19
16	Goff, Jared	QB	6-4	222	10/14/1994	26	5	California	Novato, Calif.	D1-'16
RUNNING BACKS (5)										
23	Akers, Cam	RB	5-10	217	6/22/1999	21	R	Florida State	Clinton, Miss.	D2A-'20
27	Henderson Jr., Darrell	RB	5-8	208	8/19/1997	23	2	Memphis	Batesville, Miss.	D3A-'19
34	Brown, Malcolm	RB	5-11	222	5/15/1993	27	5	Texas	Cibolo, Texas	FA-'15
30	Calais, Raymond	RB	5-8	188	4/2/1998	22	R	Louisiana-Lafayette	Breaux Bridge, La.	W(TB)-'20
35	Jones, Xavier	RB	5-11	208	8/24/1997	23	R	SMU	Spring, Texas	FA-'20
WIDE RECEIVERS (6)										
10	Kupp, Cooper	WR	6-2	208	6/12/1993	27	4	Eastern Washington	Yakima, Wash.	D3A-'17
11	Reynolds, Josh	WR	6-3	196	2/16/1995	25	4	Texas A&M	San Antonio, Texas	D4A-'17
12	Jefferson, Van	WR	6-1	200	7/26/1996	24	R	Florida	Brentwood, Tenn.	D2B-'20
14	Webster, Nsimba	WR	5-10	180	1/27/1996	24	2	Eastern Washington	Antioch, Calif	FA-'19
17	Woods, Robert	WR	6-0	195	4/10/1992	28	8	Southern California	Gardena, Calif.	FA-'17
83	Jackson, Trishton	WR	6-1	191	3/9/1998	22	R	Syracuse	West Bloomfield, Mich.	FA-'20
TIGHT ENDS (4)										
81	Everett, Gerald	TE	6-3	240	6/25/1994	26	4	South Alabama	Decatur, Ga.	D2-'17
82	Mundt, Johnny	TE	6-4	233	11/23/1994	26	3	Oregon	Modesto, Calif.	FA-'17
88	Hopkins, Brycen	TE	6-4	245	3/27/1997	23	R	Purdue	Nashville, Tenn.	D4-'20
89	Higbee, Tyler	TE	6-6	255	1/1/1993	27	5	Western Kentucky	Clearwater, Fla.	D4A-'16
OFFENSIVE LINE (9)										
55	Allen, Brian	OL	6-2	303	10/11/1995	25	3	Michigan State	Hinsdale, Ill.	D4A-'18
63	Corbett, Austin	OL	6-4	306	9/5/1995	25	3	Nevada	Sparks, Nev.	T(Cle)-'19
65	Shelton, Coleman	OL	6-4	299	7/28/1995	25	2	Washington	Pasadena, Calif.	FA-'19
66	Blythe, Austin	OL	6-3	298	6/16/1992	28	5	Iowa	Williamsburg, Iowa	W(IND)-'17
70	Noteboom, Joe	OL	6-5	321	6/19/1995	25	3	Texas Christian	Plano, Texas	D3-'18
71	Evans, Bobby	OL	6-4	312	3/24/1997	23	2	Oklahoma	Allen, Texas	D3C-'19
72	Anchrum Jr., Tremayne	OL	6-2	314	6/24/1998	22	R	Clemson	Powder Springs, Ga.	D7C-'20
73	Edwards, David	OL	6-6	308	3/20/1997	23	2	Wisconsin	Downers Grove, Ill.	D5-'19
79	Havenstein, Rob	OL	6-8	330	5/13/1992	28	6	Wisconsin	Mount Airy, Md.	D2-'15
DEFENSIVE LINE (6)										
69	Joseph-Day, Sebastian	DL	6-4	310	3/21/1995	25	2	Rutgers	Stroudsburg, Pa.	D6C-'18
90	Brockers, Michael	DL	6-5	305	12/21/1990	29	9	LSU	Houston, Texas	D1-'12
91	Gaines, Greg	DL	6-1	312	5/6/1996	24	2	Washington	La Habra, Calif.	D4-'19
94	Robinson, A'Shawn	DL	6-4	330	3/21/1995	25	5	Alabama	Fort Worth, Texas	FA-'20
97	Fox, Morgan	DL	6-3	275	9/12/1994	26	4	Colorado State Pueblo	Colorado Springs, Colo	FA-'16
99	Donald, Aaron	DL	6-1	280	5/23/1991	29	7	Pittsburgh	Pittsburgh, Pa.	D1B-'14
LINEBACKERS (9)										
41	Young, Kenny	ILB	6-1	234	11/15/1994	26	3	UCLA	Boutte, La.	T(BAL)-'19
45	Okoronkwo, Ogbonnia	OLB	6-2	253	4/24/1995	25	2	Oklahoma	Houston, Texas	D5B-'18
49	Rivers, Derek	OLB	6-5	250	5/9/1994	26	4	Youngstown State	Kinston, N.C.	W(NE)-20
50	Ebukam, Samson	OLB	6-3	245	5/9/1995	25	4	Eastern Washington	Portland, Ore.	D4B-'17
51	Reeder, Troy	ILB	6-3	245	9/13/1994	26	2	Delaware	Hockessin, Del.	FA-'19
52	Lewis, Terrell	OLB	6-5	262	8/25/1998	22	R	Alabama	Washington, D.C.	D3A-'20
54	Floyd, Leonard	OLB	6-5	240	9/8/1992	28	5	Georgia	Eastman, Ga.	FA-'20
57	Patrick, Natrez	OLB	6-3	242	7/9/1997	23	2	Georgia	Atlanta, Ga.	FA-'19
58	Hollins, Justin	LB	6-5	248	1/15/1996	24	2	Oregon	Arlington, Texas	W(DEN)-'20
SECONDARY 98)										
20	Ramsey, Jalen	CB	6-1	208	10/24/1994	26	5	Florida State	Smyrna, Tenn.	T(JAX)-'19
22	Hill, Troy	CB	5-11	183	8/29/1991	29	6	Oregon	Youngstown, Ohio	W(NE) - '15
25	Long Jr., David	CB	5-11	196	2/6/1998	22	2	Michigan	Los Angeles, Calif.	D3B-'19
31	Williams, Darious	CB	5-9	187	3/15/1993	27	3	Alabama-Birmingham	Jacksonville, Fla.	W(BAL)-'18
32	Fuller, Jordan	S	6-2	203	3/4/1998	22	R	Ohio State	Old Tappan, N.J.	D6-'20
33	Scott, Nick	S	5-11	201	5/17/1995	25	2	Penn State	Fairfax, Va.	D7A-'19
36	Reed, J.R.	DB	6-1	194	3/11/1996	24	R	Georgia	Frisco, Texas	FA-'20
43	Johnson III, John	S	6-0	209	12/19/1995	24	4	Boston College	West Hyattsville, Md.	D3B-'17
46	Hughes, JuJu	S	5-11	188	7/19/1998	22	R	Fresno State	Hanford, Calif	FA-'20
SPECIALISTS (3)										
1	Gay, Matt	K	6-0	232	3/15/1994	26	2	Utah	Orem, Utah	FA-'20
6	Hekker, Johnny	P	6-5	241	2/8/1990	30	9	Oregon State	Bothell, Wash.	FA-'12
44	McQuaide, Jake	LS	6-2	235	12/7/1987	33	10	Ohio State	Cincinnati, Ohio	FA-'11

Rams Starters/Inactives

OFFENSE

	WR/TE	LT	LG	C	RG	RT	WR	WR	QB	TE	RB
vs Dal 9/13	G. Everett	A. Whitworth	J. Noteboom	A. Blythe	A. Corbett	R. Havenstein	J. Reynolds	R. Woods	J. Goff	T. Higbee	C. Akers
at Phi 9/20	C. Kupp	A. Whitworth	J. Noteboom	A. Blythe	A. Corbett	R. Havenstein	J. Reynolds	R. Woods	J. Goff	T. Higbee	C. Akers
at Buf 9/27	C. Kupp	A. Whitworth	D. Edwards	A. Blythe	A. Corbett	R. Havenstein	J. Reynolds	R. Woods	J. Goff	T. Higbee	D. Henderson
vs NYG 10/4	G. Everett	A. Whitworth	D. Edwards	A. Blythe	A. Corbett	R. Havenstein	C. Kupp	R. Woods	J. Goff	T. Higbee	D. Henderson
at Was 10/11	C. Kupp	A. Whitworth	D. Edwards	A. Blythe	A. Corbett	R. Havenstein	J. Reynolds	R. Woods	J. Goff	T. Higbee	D. Henderson
at SF10/18	C. Kupp	A. Whitworth	D. Edwards	A. Blythe	A. Corbett	R. Havenstein	J. Reynolds	R. Woods	J. Goff	T. Higbee	D. Henderson
vs Chi 10/26	G. Everett	A. Whitworth	D. Edwards	A. Blythe	A. Corbett	R. Havenstein	C. Kupp	R. Woods	J. Goff	J. Mundt	D. Henderson
at Mia 11/1	C. Kupp	A. Whitworth	D. Edwards	A. Blythe	A. Corbett	R. Havenstein	J. Reynolds	R. Woods	J. Goff	T. Higbee	D. Henderson
vs Sea 11/15	C. Kupp	A. Whitworth	D. Edwards	A. Blythe	A. Corbett	R. Havenstein	J. Reynolds	R. Woods	J. Goff	T. Higbee	D. Henderson
at TB 11/23	C. Kupp	J. Noteboom	D. Edwards	A. Blythe	A. Corbett	R. Havenstein	J. Reynolds	R. Woods	J. Goff	T. Higbee	D. Henderson
vs SF 11/29	C. Kupp	J. Noteboom	D. Edwards	A. Blythe	A. Corbett	R. Havenstein	J. Reynolds	R. Woods	J. Goff	T. Higbee	D. Henderson
at Ari 12/6	G. Everett	J. Noteboom	D. Edwards	A. Blythe	A. Corbett	R. Havenstein	J. Reynolds	R. Woods	J. Goff	T. Higbee	D. Henderson
vs NE 12/10											
vs NYJ 12/21											
at Sea12/27											
vs Ari 1/3/21											

DEFENSE

	DT	DT/DE/NT	DT/OLB/DE	OLB/ILB/DL	OLB	ILB	DB/ILB	LCB	RCB	SS	FS
vs Dal 9/13	M. Brockers	S. Joseph-Day	A. Donald	S. Ebukam	L. Floyd	M. Kiser	D. Williams	T. Hill	J. Ramsey	J .Fuller	J. Johnson III
at Phi 9/20	M. Brockers	S. Joseph-Day	A. Donald	K. Young	L. Floyd	M. Kiser	D. Williams	T. Hill	J. Ramsey	J .Fuller	J. Johnson III
at Buf 9/27	M. Brockers	S. Joseph-Day	A. Donald	S. Ebukam	L. Floyd	M. Kiser	J. Ramsey	T. Hill	D.Williams	J .Fuller	J. Johnson III
vs NYG 10/4	M. Brockers	S. Joseph-Day	A. Donald	S. Ebukam	L. Floyd	M. Kiser	D. Williams	T. Hill	J. Ramsey	T. Rapp	J. Johnson III
at Was 10/11	M. Brockers	S. Joseph-Day	A. Donald	S. Ebukam	L. Floyd	T. Reeder	K. Young	T. Hill	J. Ramsey	J. Fuller	J. Johnson III
at SF10/18	M. Brockers	S. Joseph-Day	A. Donald	S. Ebukam	L. Floyd	M. Kiser	K. Young	T. Hill	J. Ramsey	T. Rapp	J. Johnson III
vs Chi 10/26	M. Brockers	S. Joseph-Day	A. Donald	S. Ebukam	L. Floyd	M. Kiser	D. Williams	T. Hill	J. Ramsey	T. Rapp	J. Johnson III
at Mia 11/1	M. Brockers	S. Joseph-Day	A. Donald	S. Ebukam	L. Floyd	M. Kiser	D. Williams	T. Hill	D. Long	T. Rapp	J. Johnson III
vs Sea 11/15	M. Brockers	S. Joseph-Day	A. Donald	M. Fox	L. Floyd	M. Kiser	T. Rapp	T. Hill	J. Ramsey	J. Fuller	J. Johnson III
at TB 11/23	M. Brockers	S. Joseph-Day	A. Donald	S. Ebukam	L. Floyd	M. Kiser	D. Williams	T. Hill	J. Ramsey	J. Fuller	J. Johnson III
vs SF 11/29	M. Brockers	S. Joseph-Day	A. Donald	S. Ebukam	L. Floyd	T. Reeder	K. Young	T. Hill	J. Ramsey	J. Fuller	J. Johnson III
at Ari 12/6	M. Brockers	S. Joseph-Day	A. Donald	S. Ebukam	L. Floyd	T. Reeder	D. Williams	T. Hill	J. Ramsey	J. Fuller	J. Johnson III
vs NE 12/10											
vs NYJ 12/21											
at Sea12/27											
vs Ari 1/3/21											

SPECIALISTS

	K	P	LS
vs Dal 9/13	S.Sloman	J. Hekker	J. McQuaide
at Phi 9/20	S.Sloman	J. Hekker	J. McQuaide
at Buf 9/27	S.Sloman	J. Hekker	J. McQuaide
vs NYG 10/4	S.Sloman	J. Hekker	J. McQuaide
at Was 10/11	S.Sloman	J. Hekker	J. McQuaide
at SF10/18	S.Sloman	J. Hekker	J. McQuaide
vs Chi 10/26	S.Sloman	J. Hekker	J. McQuaide
at Mia 11/1	K.Forbath	J. Hekker	J. McQuaide
vs Sea 11/15	K.Forbath	J. Hekker	J. McQuaide
at TB 11/23	M. Gay	J. Hekker	J. McQuaide
vs SF 11/29	M. Gay	J. Hekker	J. McQuaide
at Ari 12/6	M. Gay	J. Hekker	J. McQuaide
vs NE 12/10			
vs NYJ 12/21			
at Sea12/27			
vs Ari 1/3/21			

INACTIVES

vs Dal 9/13	B. Allen	B. Hopkins	T. Jackson	T. Anchrum	E. Banks	-
at Phi 9/20	B. Allen	B. Hopkins	T. Jackson	T. Anchrum	E. Banks	R. Calais	-
at Buf 9/27	B. Allen	B. Hopkins	T. Jackson	E. Banks	C. Akers	-	-
vs NYG 10/4	B. Allen	B. Hopkins	T. Jackson	J. Fuller	C. Akers	-	-
at Was 10/11	B. Allen	B. Hopkins	T. Jackson	M. Kiser	R. Calais	B. Evans	-
at SF10/18	B. Allen	B. Hopkins	T. Jackson	R. Calais	O. Okoronkwo	-	-
vs Chi 10/26	B. Allen	X. Jones	T. Jackson	K. Forbath	T.Higbee	-	-
at Mia 11/1	B. Allen	B. Hopkins	T. Jackson	A. Robinson	R. Calais	-	-
vs Sea 11/15	B. Allen	B. Hopkins	T. Jackson	T. Anchrum	R. Calais	-	-
at TB 11/23	B. Allen	B. Hopkins	T. Jackson	R. Calais	-	-	-
vs SF 11/29	R. Calais	D. Rivers	T. Lewis	B. Allen	T. Jackson	-	-
at Ari 12/6	B. Allen	B. Hopkins	T. Jackson	R. Calais	T. Lewis	-	-
vs NE 12/10							
vs NYJ 12/21							
at Sea12/27							
vs Ari 1/3/21							

Los Angeles Rams

All-Time Records

All-Time Records

Bold denotes player active with Rams
Italics denotes rookie

Career Rushing

	Years	Att.	Yards	Avg.	Long	TD
1. Jackson, Steven	2004-12	2,395	10,135	4.2	59t	56
2. Dickerson, Eric	1983-87	1,525	7,245	4.8	85t	56
3. Faulk, Marshall	1999-2006	1,447	6,959	4.8	71t	58
4. McCutcheon, Lawrence	1973-79	1,435	6,186	4.3	48	23
5. Bass, Dick	1960-69	1,218	5,417	4.5	73t	34
6. Gurley II, Todd	2015-19	1,265	5,404	4.3	71t	58
7. Towler, Dan	1950-55	672	3,493	5.2	79t	44
8. Josephson, Les	1964-67, 1969-74	797	3,407	4.3	75	17
9. Younger, Paul (Tank)	1949-57	682	3,296	4.8	75t	17
10. Tyler, Wendell	1977-82	720	3,266	4.5	69t	33

Season Rushing

	Year	Att.	Yards	Avg.	Long	TD
1. Dickerson, Eric	1984	379	2,105	5.6	66	14
2. Dickerson, Eric	1986	404	1,821	4.5	42t	11
3. Dickerson, Eric	1983	390	1,808	4.6	85t	18
4. Jackson, Steven	2006	346	1,528	4.4	59t	13
5. Bettis, Jerome	1993	294	1,429	4.9	71t	7
6. Jackson, Steven	2009	324	1,416	4.4	58	4
7. Faulk, Marshall	2001	260	1,382	5.3	71t	12
8. Faulk, Marshall	1999	253	1,381	5.5	58	7
9. White, Charles	1987	324	1,374	4.2	58	11
10. Faulk, Marshall	2000	253	1,359	5.4	36	18

Career Passing (based on yards)

	Years	Att.	Comp.	Yards	Pct.	TD	Int.
1. Everett, Jim	1986-93	3,277	1,847	23,758	.564	142	123
2. Bulger, Marc	2001-09	3,171	1,969	22,814	.621	122	93
3. Gabriel, Roman	1962-72	3,313	1,705	22,223	.515	154	112
4. Goff, Jared	**2016-present**	**2,319**	**1,474**	**17,591**	**.760**	**104**	**52**
5. Van Brocklin, Norm	1949-57	1,897	1,011	16,114	.533	118	127
6. Warner, Kurt	1998-03	1,688	1,121	14,447	.664	102	65
7. Waterfield, Bob	1945-52	1,618	814	11,893	.503	99	128
8. Bradford, Sam	2010-13	1,760	1,032	11,065	.586	59	38
9. Ferragamo, Vince	1977-84	1,288	730	9,376	.567	70	71
10. Haden, Pat	1976-81	1,363	731	9,296	.536	52	60

Career Passing (based on rating, min. 1,500 attempts)

	Years	Att.	Comp.	Yards	Pct.	TD	Int.	Rating
1. Warner, Kurt	1998-03	1,688	1,121	14,447	.664	102	65	97.2
2. Goff, Jared	**2016-present**	**2,319**	**1,474**	**17,591**	**.760**	**104**	**52**	**92.3**
3. Bulger, Marc	2001-09	3,171	1,969	22,814	.621	122	93	84.4
4. Everett, Jim	1986-93	3,277	1,847	23,758	.564	142	123	78.1
5. Bradford, Sam	2010-13	1,760	1,032	11,065	.586	59	38	79.3

Season Passing (based on yards)

	Year	Att.	Comp.	Yards	Pct.	TD	Int.
1. Warner, Kurt	2001	546	375	4,830	68.7	36	22
2. Goff, Jared	**2018**	**561**	**364**	**4,688**	**64.9**	**32**	**12**
3. Goff, Jared	**2019**	**626**	**394**	**4,638**	**62.4**	**22**	**16**
4. Warner, Kurt	1999	499	325	4,353	65.1	41	13
5. Everett, Jim	1989	518	304	4,310	58.7	29	17
6. Bulger, Marc	2006	588	370	4,301	63.0	24	8
7. Everett, Jim	1990	554	307	3,989	55.4	23	17
8t. Everett, Jim	1988	517	308	3,964	59.6	31	18
8t. Bulger, Marc	2004	485	321	3,964	66.2	21	14
10. Bulger, Marc	2003	532	336	3,845	63.2	22	22

Career Receptions

	Years	No.	Yards	Avg.	Long	TD
1. Bruce, Isaac	1994-2007	942	14,109	15.0	80t	84
2. Holt, Torry	1999-2008	869	12,660	14.6	85t	74
3. Ellard, Henry	1983-93	593	9,761	16.5	81t	48
4. Faulk, Marshall (RB)	1999-2006	470	4,071	8.7	72t	27
5. Jackson, Steven (RB)	2004-12	407	3,324	8.2	64t	8
6. Fears, Tom	1948-56	400	5,397	13.4	80t	38
7. Hirsch, Elroy	1949-57	343	6,299	18.4	91t	53
8. Snow, Jack	1965-75	340	6,012	17.7	84t	45
9. Phillips, Jim	1958-64	333	4,953	14.9	93t	27
10. Benton, Jim	1938-40, 1942, 1944-47	275	4,566	16.6	84t	42

Season Receptions

	Year	No.	Yards	Avg.	Long	TD
1. Bruce, Isaac	1995	119	1,781	15.0	72	13
2. Holt, Torry	2003	117	1,696	14.5	48	12
3. Holt, Torry	2005	102	1,331	13.0	44	9
4t. Kupp, Cooper	**2019**	**94**	**1,161**	**12.4**	**66**	**10**
4t. Holt, Torry	2004	94	1,372	14.6	75t	10
6t. Holt, Torry	2007	93	1,189	12.8	40	7
6t. Holt, Torry	2006	93	1,188	12.8	67t	10
8. Holt, Torry	2002	91	1,302	14.3	58	4
9t. Woods, Robert	**2019**	**90**	**1,134**	**12.6**	**48**	**2**
9t. Jackson, Steven	2006	90	806	9.0	64t	3

Career Receiving Yards

	Years	No.	Yards	Avg.	Long	TD
1. Bruce, Isaac	1994-2007	942	14,109	15.0	80t	84
2. Holt, Torry	1999-2008	869	12,660	14.6	85t	74
3. Ellard, Henry	1983-93	593	9,761	16.6	81t	48
4. Hirsch, Elroy	1949-57	343	6,299	18.4	91t	53
5. Snow, Jack	1965-75	340	6,012	17.7	84t	45
6. Fears, Tom	1948-56	400	5,397	13.4	80t	38
7. Anderson, Willie	1988-94	259	5,246	20.3	78t	26
8. Phillips, Jim	1958-64	333	4,953	14.9	93t	27
9. Benton, Jim	1938-40, 1942, 1944-47	275	4,566	16.6	84t	42
10. Faulk, Marshall	1999-2006	470	4,071	8.7	72t	27

Season Receiving Yards

	Years	No.	Yards	Avg.	Long	TD
1. Bruce, Isaac	1995	119	1,781	15.0	72	13
2. Holt, Torry	2003	117	1,696	14.5	48	12
3. Holt, Torry	2000	82	1,635	19.9	85t	6
4. Hirsch, Elroy	1951	66	1,495	22.7	91	17
5. Bruce, Isaac	2000	87	1,471	16.9	78t	9
6. Ellard, Henry	1988	86	1,414	16.4	68	10
7. Ellard, Henry	1989	70	1,382	19.7	53	8
8. Holt, Torry	2004	94	1,372	14.6	75t	10
9. Holt, Torry	2001	81	1,363	16.8	51	7
10. Bruce, Isaac	1996	84	1,338	15.9	70	7

Career Yards From Scrimmage

		TOTAL		RUSHING		RECEIVING	
	Years	Touches	Yards	Rush	Yards	Rec.	Yards
1. Bruce, Isaac	1994-2007	965	14,259	23	150	942	14,109
2. Jackson, Steven	2004-12	2,802	13,459	2,395	10,135	407	3,324
3. Holt, Torry	1999-2008	880	12,717	11	57	869	12,660
4. Faulk, Marshall	1999-2006	1,917	11,030	1,447	6,959	470	4,071
5. Ellard, Henry	1983-93	611	9,816	18	55	593	9,761
6. Dickerson, Eric	1983-87	1,648	8,157	1,525	7,245	123	912
7. McCutcheon, Lawrence	1972-79	1,619	7,869	1,435	6,186	184	1,683
8. Gurley II, Todd	2015-19	1,483	7,494	1,265	5,404	216	2,090
9. Bass, Dick	1960-69	1,432	7,262	1,218	5,417	214	1,845
10. Hirsch, Elroy	1949-57	417	6,616	74	317	343	6,299

Career Kickoff Return Average (minumum 75 returns)

	Years	No.	Yards	Avg.	Long	TD
1. Cunningham, Benny	2013-16	95	2,575	27.1	102	0
2. Horne, Tony	1998-00	143	3,577	25.0	103t	4
3. Arnett, Jon	1957-63	104	2,590	24.9	71t	2
4. Lewis, Woodley	1950-55	108	2,575	23.8	88t	1
5. Amendola, Danny	2009-12	118	2,776	23.5	84	0
6. Brown, Ron	1984-89, 1991	169	3,918	23.2	98t	4

Season Kickoff Return Average (minimum one per game)

	Year	No.	Yards	Avg.	Long	TD
1. Smith, Verda (Vitamin T.)	1950	22	742	33.7	97	3
2. Brown, Ron	1985	28	918	32.8	98t	3
3. Wilson, Tom	1956	15	477	31.8	103t	1
4. Bass, Dick	1961	23	698	30.3	64	0
5t. Williams, Travis	1971	25	743	29.7	105t	1
5t. Horne, Tony	1999	30	892	29.7	101t	2

Career Punt Return Average (minimum 75 returns)

	Years	No.	Yards	Avg.	Long	TD
1. Hakim, Az-Zahir	1998-01	112	1,278	11.4	86t	2
2. Ellard, Henry	1983-93	135	1,527	11.3	83t	4
3. Smith, Verda (Vitamin T.)	1949-53	75	814	10.9	85t	1
4. Kennison, Eddie	1996-98	103	1,085	10.5	78t	3
5. Irvin, LeRoy	1980-89	146	1,451	9.9	84t	4

Season Punt Return Average (minimum one per game)

	Year	No.	Yards	Avg.	Long	TD
1. Lewis, Woodley	1952	19	351	18.5	83t	2
2. Smith, Verda (Vitamin.T)	*1949*	*27*	*427*	*15.8*	*85t*	*1*
3. Horvath, Les	1948	13	203	15.6	27	0
4. Hakim, Az-Zahir	2000	32	489	15.3	86t	1
5. Hall, Dante	2007	19	286	15.1	85t	1

Career All-Purpose Yards

	Years	Touches	Yards	Rush	Yards	Rec.	Yards	PR	Yards	KR	Yards
1. Bruce, Isaac	1994-2007	965	14,311	23	150	942	14,109	0	52	0	0
2. Jackson, Steven	2004-12	2,806	13,538	2,395	10,135	407	3,324	0	0	4	79
3. Holt, Torry	1999-2008	883	12,732	11	57	869	12,660	3	15	0	0
4. Ellard, Henry	1983-93	765	11,707	18	55	593	9,761	135	1,527	19	364
5. Faulk, Marshall	1999-2006	1,919	11,048	1,447	6,959	470	4,071	0	0	2	18
6. Bass, Dick	1960-69	1,510	8,936	1,218	5,417	214	1,845	24	263	54	1,415
7. Dickerson, Eric	1983-87	1,648	8,157	1,525	7,245	123	912	0	0	0	0
8. Arnett, Jon	1957-63	1,042	8,036	688	2,852	175	1,911	75	683	104	2,590
9. McCutcheon, L.	1972-79	1,620	7,875	1,435	6,186	184	1,683	0	0	1	6
10. Gurley II, Todd	2015-19	1,483	7,494	1,265	5,404	218	2,090	0	0	0	0

Career Scoring

	Years	TD	PAT	FG	2-Pt.	Tot. Pts.
1. Wilkins, Jeff	1997-2007	0	428	265	0	1,223
2. Zuerlein, Greg	2012-present	0	281	219	0	867
3. Lansford, Mike	1982-90	0	315	158	0	789
4. Waterfield, Bob	1945-52	13	315	60	0	573
5. Gossett, Bruce	1964-69	0	211	120	0	571

Season Scoring

	Year	TD	PAT	FG	2-Pt.	Tot. Pts.
1. Wilkins, Jeff	2003	0	46	39	0	163
2. Faulk, Marshall (RB)	2000	26	0	0	2	160
3. Zuerlein, Greg	2017	0	44	38	0	158
4 Gurley II, Todd (RB)	2018	21	0	0	3	132
5. Wilkins, Jeff	2006	0	35	32	0	131

Career Interceptions

	Years	No.	Yards	Avg.	Long	TD
1. Meador, Ed	1959-70	46	547	11.9	38t	5
2. Cromwell, Nolan	1977-87	37	671	18.1	94	4
3. Irvin, LeRoy	1980-89	34	654	19.2	81t	5
4. Lyght, Todd	1991-00	31	359	11.6	57t	4
5t. Lyle, Keith	1994-00	28	336	12.0	68	0
5t. Perry, Rod	1975-82	28	386	13.8	83t	4
5t. Williams, Clarence	1965-72	28	428	15.3	65t	2
5t. Sherman, Will	1954-60	28	515	18.4	95t	3
9. Elmendorf, Dave	1971-79	27	421	15.6	57t	2
10. Thomas, Pat	1976-82	26	292	11.2	64	1

Season Interceptions

	Year	No.	Yards	Avg.	Long	TD
1. Lane, Dick (Night Train)	*1952*	**14*	*298*	*21.3*	*80t*	*2*
2. Lewis, Woodley	*1950*	*12*	*275*	*22.9*	*36*	*0*
3. Sherman, Will	1955	11	101	9.2	36	0
4. Jackson, Monte	1976	10	173	17.3	46t	3
5t. McNeil, Ryan	1997	9	127	14.1	75t	1
5t. Lyle, Keith	1996	9	152	16.9	68	0
5t. *Burroughs, Don*	*1955*	*9*	*103*	*11.4*	*34*	*0*
5t. Sims, George	*1949*	*9*	*78*	*8.7*	*27*	*1*

*NFL Record

Most Career Punts

	Years	No.	Yards	Avg.	TB	In 20	Long	Blocked
1. Hekker, Johnny	**2012-present**	**657**	**30,881**	**47.0**	**36**	**264**	**78**	**2**
2. Jones, Donnie	2007-2011	449	20,924	46.6	39	133	80	1
3. Hatcher, Dale	1985-89, 1991	432	17,302	40.1	28	121	67	2
4. Landeta, Sean	1993-96, 2003-04	380	16,747	44.2	42	90	70	0
5. Van Brocklin, Norm	1951-1957	343	14,783	43.1	–	–	71	1
6t. Studstill, Pat	1968-1971	298	11,980	40.2	25	–	60	0
6t. Villanueva, Danny	1961-1964	296	13,099	44.3	13	–	68	1

Season Punting Average

	Year	No.	Yards	Avg.	TB	In 20	Long	Blocked
1. Jones, Donnie	2008	82	4,100	50.0	7	20	68	0
2t. Hekker, Johnny	**2015**	**96**	**4,601**	**47.9**	**6**	**41**	**68**	**0**
2t. Hekker, Johnny	**2017**	**65**	**3,113**	**47.9**	**4**	**30**	**70**	**0**
4. Hekker, Johnny	**2016**	**98**	**4,680**	**47.8**	**1**	**51**	**78**	**0**
5. Hekker, Johnny	**2019**	**66**	**3,128**	**47.4**	**5**	**22**	**71**	**1**
6. Jones, Donnie	2007	78	3,684	47.2	9	18	80	0
7. Jones, Donnie	2009	90	4,212	46.8	10	34	63	0
8. Hekker, Johnny	**2014**	**80**	**3,721**	**46.5**	**5**	**33**	**61**	**1**
9t. Hekker, Johnny	**2013**	**78**	**3,609**	**46.3**	**4**	**19**	**64**	**0**
9t. Hekker, Johnny	**2018**	**43**	**1,992**	**46.3**	**2**	**21**	**68**	**0**

Rams Year-By-Year Leaders

Passing

Year	Player	Att.	Comp.	Yards	Pct.	TD	Int.	Long	Sack/Yds	Rating
1937	Snyder, Bob	66	25	378	37.9	1	14	-	-	23.0
1938	Snyder, Bob	87	36	631	41.4	0	9	-	-	27.2
1939	*Hall, Parker*	*208*	*106*	*1,227*	*51.0*	*9*	*13*	-	-	*57.5*
1940	Hall, Parker	183	77	1,108	42.1	1	16	-	-	27.8
1941	Hall, Parker	190	84	863	44.2	7	19	39	-	30.5
1942	Hall, Parker	140	62	815	44.3	7	19	59	-	40.3
1943	Suspended Play/W.W. II	-	-	-	-	-	-	-	-	-
1944	Reisz, Albie	113	49	777	43.4	8	10	70	-	53.6
1945	*Waterfield, Bob*	*171*	*88*	*1,609*	*51.4*	*14*	*16*	*84*	-	*72.5*
1946	Waterfield, Bob	256	128	1,772	50.0	17	18	57	-	65.9
1947	Waterfield, Bob	221	96	1,210	43.4	8	18	45	-	39.2
1948	Hardy, Jim	211	112	1,390	50.7	14	7	69t	-	82.1
1949	Waterfield, Bob	296	154	2,168	52.0	17	24	71t	-	61.3
1950	Van Brocklin, Norm	233	127	2,061	54.5	18	14	58	-	85.1
1951	Waterfield, Bob	176	88	1,566	50.0	13	10	91t	-	81.8
1952	Van Brocklin, Norm	205	113	1,736	55.1	14	17	84t	-	71.5
1953	Van Brocklin, Norm	286	156	2,393	54.5	19	14	70t	-	84.1
1954	Van Brocklin, Norm	260	139	2,637	53.5	13	21	80t	-	71.9
1955	Van Brocklin, Norm	272	144	1,890	52.9	8	15	74t	-	62.0
1956	Wade, Bill	178	91	1,461	51.1	10	13	76t	-	67.2
1957	Van Brocklin, Norm	265	132	2,105	49.8	20	21	81t	-	68.8
1958	Wade, Bill	341	181	2,875	53.1	18	22	93t	-	72.2
1959	Wade, Bill	261	153	2,001	58.6	12	17	72t	-	71.1
1960	Wade, Bill	182	106	1,294	58.2	12	11	63	-	77.0
1961	Bratkowski, Zeke	230	124	1,547	53.9	8	13	84t	-	63.1
1962	Bratkowski, Zeke	219	110	1,541	50.2	9	16	80t	-	56.5
1963	Gabriel, Roman	281	130	1,947	46.3	8	11	77t	44/337	62.7
1964	*Munson, Bill*	*223*	*108*	*1,533*	*48.4*	*9*	*15*	*95t*	*23/183*	*56.5*
1965	Gabriel, Roman	173	83	1,321	48.0	11	5	60t	14/97	83.0
1966	Gabriel, Roman	397	217	2,540	54.7	10	16	84t	48/319	65.9
1967	Gabriel, Roman	371	196	2,779	52.8	25	13	80t	24/201	85.7
1968	Gabriel, Roman	366	184	2,364	50.3	19	16	60t	27/296	70.0
1969	Gabriel, Roman	399	217	2,549	54.4	24	7	93t	14/182	86.8
1970	Gabriel, Roman	407	211	2,552	52.0	16	12	71	20/134	72.2
1971	Gabriel, Roman	352	180	2,238	51.1	17	10	68	25/200	75.5
1972	Gabriel, Roman	323	165	2,027	51.1	12	15	57	12/102	63.8
1973	Hadl, John	258	135	2,008	52.3	22	11	69	17/126	88.8
1974	Harris, James	198	106	1,544	53.5	11	6	50	12/101	85.3
1975	Harris, James	285	157	2,148	55.1	14	15	54	21/180	73.8
1976	Harris, James	158	91	1,460	57.6	8	6	80	14/151	89.8
1977	Haden, Pat	216	122	1,551	56.5	11	6	58	17/151	84.4
1978	Haden, Pat	444	229	2,995	51.6	13	19	68t	32/216	65.0
1979	Haden, Pat	290	163	1,854	56.2	11	14	50	21/178	68.2
1980	Ferragamo, Vince	404	240	3,199	59.4	30	19	74t	23/191	89.7
1981	Haden, Pat	267	138	1,815	51.7	9	13	64	28/227	64.4
1982	Ferragamo, Vince	209	118	1,609	56.5	9	9	85t	7/65	77.7
1983	Ferragamo, Vince	464	274	3,276	59.1	22	23	61t	21/178	75.5
1984	Kemp, Jeff	284	143	2,021	50.4	13	7	63t	24/190	78.7
1985	*Brock, Dieter*	*365*	*218*	*2,658*	*59.7*	*16*	*13*	*64t*	*51/351*	*81.8*
1986	*Everett, Jim*	*147*	*73*	*1,018*	*49.7*	*8*	*8*	*60t*	*8/50*	*67.8*
1987	Everett, Jim	302	162	2,064	53.6	10	13	81t	17/139	68.4
1988	Everett, Jim	517	308	3,964	59.6	31	18	69t	28/197	89.2
1989	Everett, Jim	518	304	4,310	58.7	29	17	78t	29/214	90.6
1990	Everett, Jim	554	307	3,989	55.4	23	17	55t	30/198	79.3
1991	Everett, Jim	490	277	3,438	56.5	11	20	78	30/200	68.9
1992	Everett, Jim	475	281	3,323	59.2	22	18	67t	26/204	80.1
1993	Everett, Jim	274	135	1,652	49.3	8	12	60t	18/125	59.7
1994	Miller, Chris	317	173	2,104	54.6	16	14	54	28/193	73.6
1995	Miller, Chris	405	232	2,623	57.3	18	15	72	31/244	76.2
1996	*Banks, Tony*	*368*	*192*	*2,544*	*52.2*	*15*	*15*	*77t*	*48/306*	*71.0*
1997	Banks, Tony	487	252	3,254	51.7	14	13	76	43/317	71.5
1998	Banks, Tony	408	241	2,535	59.1	7	14	80t	41/237	68.6
1999	Warner, Kurt	499	325	4,353	65.1	41	13	75t	29/201	109.2
2000	Green, Trent	240	145	2,063	60.4	16	5	64	24/145	101.8
2001	Warner, Kurt	546	375	4,830	68.7	36	22	65t	38/233	101.4
2002	Bulger, Marc	214	138	1,826	64.5	14	6	58	12/102	101.5
2003	Bulger, Marc	532	336	3,845	63.2	22	22	48	37/288	81.4
2004	Bulger, Marc	485	321	3,964	66.2	21	14	56	41/302	93.7
2005	Bulger, Marc	287	192	2,297	66.9	14	9	57t	26/192	94.4
2006	Bulger, Marc	588	370	4,301	63.0	24	8	67t	49/366	92.9
2007	Bulger, Marc	378	221	2,392	58.5	11	15	40	37/269	70.3

2008	Bulger, Marc	440	251	2,720	57.0	11	13	80t	38/263	71.4
2009	Bulger, Marc	247	140	1,469	56.7	5	6	50	14/85	70.7
2010	Bradford, Sam	590	354	3,512	60.0	18	15	49	34/244	76.5
2011	Bradford, Sam	357	191	2,614	53.5	6	6	68	36/248	70.5
2012	Bradford, Sam	328	551	3,702	59.5	21	13	80t	35/233	82.5
2013	Bradford, Sam	159	262	1,678	60.7	14	4	73	15/97	90.9
2014	Davis, Austin	180	284	2,001	63.4	12	9	59t	29/179	85.1
2015	Foles, Nick	190	337	2,052	56.4	7	10	68	14/98	69.0
2016	Keenum, Case	322	196	2,201	60.9	9	11	65t	23/140	76.4
2017	**Goff, Jared**	**477**	**296**	**3,804**	**62.1**	**28**	**7**	**94t**	**25/172**	**100.5**
2018	**Goff, Jared**	**561**	**364**	**4,688**	**64.9**	**32**	**12**	**70t**	**33/223**	**101.1**
2019	**Goff, Jared**	**626**	**394**	**4,638**	**62.9**	**22**	**16**	**70t**	**22/170**	**86.5**

Rushing

Year	Player	Att.	Yards	Avg.	Long	TD
1937	Drake, Johnny (Zero)	98	333	3.4	-	3
1938	Davis, Corbett	71	202	2.8	-	3
1939	Hall, Parker	120	458	3.8	-	2
1940	Drake, Johnny (Zero)	130	480	3.6	-	9
1941	Drake, Johnny (Zero)	101	246	2.4	15	2
1942	Magnani, Dante	59	344	5.8	71	2
1943	Suspended Play/W.W. II	-	-	-	-	-
1944	West, Pat	66	220	3.3	31	0
1945	Gehrke, Fred	74	467	6.3	72	7
1946	Gehrke, Fred	71	371	5.2	53	3
1947	Washington, Kenny	60	444	7.4	92t	5
1948	Hoerner, Dick	76	354	4.7	23	4
1949	Hoerner, Dick	155	582	3.7	37	6
1950	*Davis, Glenn*	*88*	*416*	*4.7*	*55*	*3*
1951	Towler, Dan	126	854	6.8	79t	6
1952	Towler, Dan	156	894	5.7	44t	10
1953	Towler, Dan	152	879	5.8	73t	7
1954	Younger, Paul (Tank)	91	610	6.7	75t	8
1955	*Waller, Ron*	*151*	*716*	*4.7*	*55t*	*7*
1956	Waller, Ron	83	543	6.5	46	1
1957	Wilson, Tom	127	616	4.9	46	3
1958	Arnett, Jon	133	683	5.1	57	6
1959	Matson, Ollie	161	863	5.4	50	6
1960	Arnett, Jon	104	436	4.2	31	2
1961	Arnett, Jon	158	609	3.9	26	4
1962	Bass, Dick	196	1,033	5.3	57	6
1963	Bass, Dick	143	577	3.6	51	5
1964	Wilson, Ben	159	553	3.5	27	5
1965	Bass, Dick	121	549	4.5	44t	2
1966	Bass, Dick	248	1,090	4.4	50	8
1967	Josephson, Les	178	800	4.5	27	4
1968	Ellison, Willie	151	616	4.1	52t	5
1969	Smith, Larry	166	599	3.6	46	1
1970	Josephson, Les	150	640	4.3	23	5
1971	Ellison, Willie	211	1,000	4.7	80t	4
1972	Ellison, Willie	170	764	4.5	37	5
1973	McCutcheon, Lawrence	210	1,097	5.2	37	2
1974	McCutcheon, Lawrence	236	1,109	4.7	23	3
1975	McCutcheon, Lawrence	213	911	4.3	43	2
1976	McCutcheon, Lawrence	291	1,168	4.0	40	9
1977	McCutcheon, Lawrence	294	1,238	4.2	48	7
1978	Bryant, Cullen	178	658	3.7	26	7
1979	Tyler, Wendell	218	1,109	5.1	63t	91
1980	Bryant, Cullen	183	807	4.4	20	3
1981	Tyler, Wendell	260	1,074	4.1	69t	12
1982	Tyler, Wendell	137	564	4.1	54	9
1983	*Dickerson, Eric*	*390*	*1,808*	*4.6*	*85t*	*18*
1984	Dickerson, Eric	379	2,105	5.6	66	14
1985	Dickerson, Eric	292	1,234	4.2	43	12
1986	Dickerson, Eric	404	1,821	4.5	42t	11
1987	White, Charles	324	1,374	4.2	58	11
1988	Bell, Greg	288	1,212	4.2	44	16
1989	Bell, Greg	272	1,137	4.2	47	15
1990	Gary, Cleveland	204	808	4.0	48	14
1991	Delpino, Robert	214	688	3.2	36	9
1992	Gary, Cleveland	279	1,125	4.0	63	7
1993	*Bettis, Jerome*	*294*	*1,429*	*4.9*	*71t*	*7*
1994	Bettis, Jerome	319	1,025	3.2	19	3
1995	Bettis, Jerome	183	637	3.5	41	3
1996	*Phillips, Lawrence*	*193*	*632*	*3.3*	*38*	*4*
1997	Phillips, Lawrence	183	633	3.5	28	8
1998	Henley, June	88	313	3.6	22	3
1999	Faulk, Marshall	253	1,381	5.5	58	7
2000	Faulk, Marshall	253	1,359	5.4	36	18
2001	Faulk, Marshall	260	1,382	5.3	71t	12
2002	Faulk, Marshall	212	953	4.5	44	8

2003	Faulk, Marshall	209	818	3.9	52	10
2004	Faulk, Marshall	195	774	4.0	40	3
2005	Jackson, Steven	254	1,046	4.1	51	8
2006	Jackson, Steven	346	1,528	4.4	59t	13
2007	Jackson, Steven	237	1,002	4.2	54	5
2008	Jackson, Steven	253	1,042	4.1	56t	7
2009	Jackson, Steven	324	1,416	4.4	58	4
2010	Jackson, Steven	330	1,241	3.8	42t	6
2011	Jackson, Steven	260	1,145	4.4	47t	5
2012	Jackson, Steven	257	1,042	4.1	46	4
2013	*Stacy, Zac*	*250*	*973*	*3.9*	*40t*	*7*
2014	*Mason, Tre*	*179*	*765*	*4.3*	*89t*	*4*
2015	*Gurley II, Todd*	*229*	*1,106*	*4.8*	*71t*	*10*
2016	Gurley II, Todd	278	885	3.2	24t	6
2017	Gurley II, Todd	279	1,305	4.7	57t	13
2018	Gurley II, Todd	256	1,251	4.9	36	17
2019	Gurley II, Todd	223	857	3.8	25	12

Receiving

Year	Player	No.	Yards	Avg.	Long	TD
1937	Busich, Sam	13	136	10.5	-	0
1938	Benton, Jim	21	418	19.9	-	5
1939	Spadacinni, Vic	32	292	9.1	-	1
1940	Benton, Jim	22	351	16.0	-	3
1941	Hickey, Howard (Red)	21	294	14.0	39	4
1942	Magnani, Dante	24	276	11.5	67	4
1943	Suspended Play/W.W. II	-	-	-	-	-
1944	Benton, Jim	39	505	12.9	36	6
1945	Benton, Jim	45	1,067	23.7	84	8
1946	Benton, Jim	63	993	15.8	57	6
1947	Benton, Jim	35	511	14.6	43	6
1948	Fears, Tom	51	698	13.7	80	4
1949	Fears, Tom	77	1,013	13.2	51t	9
1950	Fears, Tom	84	1,116	13.3	53	7
1951	Hirsch, Elroy	66	1,495	22.7	91	17
1952	Fears, Tom	48	600	12.5	36	6
1953	Hirsch, Elroy	61	941	15.4	70	4
1954	Boyd, Bob	53	1,212	22.9	80	6
1955	Fears, Tom	44	569	12.9	31	2
1956	Clarke, Leon	36	650	18.1	60	4
1957	Hirsch, Elroy	32	477	14.9	45	6
1958	Shofner, Del	51	1,097	21.5	92	8
1959	Shofner, Del	47	936	19.9	72	7
1960	Phillips, Jim	52	883	17.0	61t	8
1961	Phillips, Jim	78	1,092	14.0	69t	5
1962	Phillips, Jim	60	875	14.6	65t	5
1963	Phillips, Jim	54	793	14.7	52	1
1964	McKeever, Marlin (TE)	41	582	14.2	46	1
1965	McDonald, Tom	67	1,036	15.5	51	9
1966	Moore, Tom (RB)	60	433	7.2	30t	3
1967	Casey, Bernie	53	871	16.4	57t	8
1968	Truax, Billy (TE)	35	417	11.9	22	3
1969	Snow, Jack	49	734	15.0	74t	6
1970	Snow, Jack	51	859	16.8	71	7
1971	Rentzel, Lance	38	534	14.1	41	5
1972	Snow, Jack	30	590	19.7	57	4
1973	Jackson, Harold	40	874	21.9	69	13
1974	McCutcheon, Lawrence (RB)	39	408	10.5	50	2
1975	Jackson, Harold	43	786	18.3	54	7
1976	Jackson, Harold	39	751	19.3	65	5
1977	Jackson, Harold	48	666	13.9	58	6
1978	Miller, Willie	50	767	15.3	52	5
1979	Dennard, Preston	43	766	17.8	50	4
1980	Bryant, Cullen (RB)	53	386	7.3	25	3
1981	Dennard, Preston	49	821	16.8	64	4
1982	Tyler, Wendell (RB)	38	375	9.9	40	4
1983	Barber, Mike (TE)	55	657	11.9	42t	3
1984	Ellard, Henry	34	622	18.3	63t	6
1985	Ellard, Henry	54	811	15.0	64t	5
1986	Ellard, Henry	34	447	13.1	34	4
1987	Ellard, Henry	51	799	15.7	81t	3
1988	Ellard, Henry	86	1,414	16.4	68	10
1989	Ellard, Henry	70	1,382	19.7	53	8
1990	Ellard, Henry	76	1,294	17.0	50t	4
1991	Ellard, Henry	64	1,052	16.4	38	3
1992	Gary, Cleveland (RB)	52	293	5.6	22	3
1993	Ellard, Henry	61	945	15.5	54	2
1994	Bailey, Johnny (RB)	58	516	8.9	28	7
1995	Bruce, Isaac	119	1,781	15.0	72	13
1996	Bruce, Isaac	84	1,338	15.9	70	7
1997	Lee, Amp (RB)	61	825	13.5	62	3

1998	Lee, Amp (RB)	64	667	10.4	44	2
1999	Faulk, Marshall (RB)	87	1,048	12.0	57t	5
2000	Bruce, Isaac	87	1,471	16.9	78t	9
2001	Faulk, Marshall (RB)	83	765	9.2	65t	9
2002	Holt, Torry	91	1,302	14.3	58	4
2003	Holt, Torry	117	1,696	14.5	48	12
2004	Holt, Torry	94	1,372	14.6	75t	10
2005	Holt, Torry	102	1,331	13.0	44	9
2006	Holt, Torry	93	1,188	12.8	67t	10
2007	Holt, Torry	93	1,189	12.8	40	7
2008	Holt, Torry	64	796	12.4	45t	3
2009	Avery, Donnie	47	589	12.5	50	5
2010	Amendola, Danny	85	689	8.1	36	3
2011	Lloyd, Brandon	51	683	13.4	37	5
2012	*Givens, Chris*	*42*	*698*	*16.6*	*65*	*3*
2013	Cook, Jared (TE)	51	671	13.2	47	5
2014	Cook, Jared (TE)	52	634	12.2	59t	3
2015	Austin, Tavon	52	473	9.1	66t	5
2016	Britt, Kenny	68	1,002	14.7	66	5
2017	***Kupp, Cooper***	***62***	***869***	***14.0***	***64***	***5***
2018	**Woods, Robert**	**86**	**1,219**	**14.2**	**39t**	**6**
2019	**Kupp, Cooper**	**94**	**1,161**	**12.4**	**66**	**10**

Punting

Year	Player	No.	Yards	Avg.	TB	In 20	Long	Blocks
1939	Hall, Parker	58	-	41.0	-	-	80	-
1940	Hall, Parker	57	-	43.0	-	-	75	-
1941	Hall, Parker	49	-	40.1	-	-	67	-
1942	Jacobs, Jack	33	-	42.3	-	-	66	-
1943	Suspended Play/W.W. II	-	-	-	-	-	-	-
1944	Reisz, Albie	25	-	40.1	-	-	66	0
1945	Waterfield, Bob	39	-	40.7	-	-	68	0
1946	Waterfield, Bob	39	1,743	44.6	-	-	65	0
1947	Waterfield, Bob	59	2,500	42.4	-	-	86	1
1948	Waterfield, Bob	43	1,833	42.6	-	-	88	0
1949	Waterfield, Bob	49	2,177	44.4	-	-	61	1
1950	Waterfield, Bob	52	2,087	40.1	-	-	61	2
1951	Van Brocklin, Norm	48	1,992	41.5	-	-	62	1
1952	Van Brocklin, Norm	29	1,250	43.1	-	-	66	0
1953	Van Brocklin, Norm	60	2,529	42.2	-	-	57	0
1954	Van Brocklin, Norm	44	1,874	42.6	-	-	61	0
1955	Van Brocklin, Norm	60	2,676	44.6	-	-	61	0
1956	Van Brocklin, Norm	48	2,070	43.1	-	-	72	0
1957	Van Brocklin, Norm	54	2,392	44.3	-	-	71	0
1958	Shofner, Del	49	2,018	41.2	-	-	62	0
1959	Shofner, Del	48	2,004	41.8	-	-	66	1
1960	Shofner, Del	54	2,301	42.6	-	-	63	1
1961	Villanueva, Danny	46	1,845	40.1	1	-	53	0
1962	Villanueva, Danny	87	3,960	45.5	7	-	65	1
1963	Villanueva, Danny	81	3,678	45.4	0	-	68	0
1964	Villanueva, Danny	82	3,616	44.1	5	-	58	0
1965	Lothridge, Billy	42	1,619	38.5	3	-	55	1
1966	Kilgore, Jon	71	3,037	42.8	4	-	58	0
1967	Kilgore, Jon	68	2,872	42.2	6	-	68	2
1968	Studstill, Pat	81	3,207	39.6	4	-	58	0
1969	Studstill, Pat	80	3,259	40.7	9	-	60	0
1970	Studstill, Pat	67	2,618	39.1	6	-	53	0
1971	Studstill, Pat	70	2,896	41.4	6	-	60	0
1972	Chapple, Dave	53	2,344	44.2	3	-	70	0
1973	Chapple, Dave	51	2,079	40.8	6	-	65	1
1974	Burke, Mike	46	1,701	37.0	4	-	51	0
1975	Carrell, Duane	73	2,874	39.4	9	-	57	0
1976	Jackson, Rusty	77	3,006	39.0	6	16	61	0
1977	*Walker, Glen*	*73*	*2,568*	*35.2*	*8*	*11*	*56*	*0*
1978	Walker, Glen	83	3,069	37.0	5	26	61	2
1979	Clark, Ken	93	3,731	40.1	7	17	60	2
1980	Corral, Frank	76	3,004	39.5	5	15	65	1
1981	Corral, Frank	89	3,735	42.0	3	19	67	0
1982	Misko, John	45	1,961	43.6	2	10	59	1
1983	Misko, John	82	3,301	40.3	12	18	67	0
1984	Misko, John	74	2,866	38.7	9	21	58	0
1985	*Hatcher, Dale*	*87*	*3,761*	*43.2*	*6*	*32*	*67*	*1*
1986	Hatcher, Dale	97	3,740	38.6	5	26	57	0
1987	Hatcher, Dale	76	3,140	41.3	4	19	62	0
1988	Hatcher, Dale	36	1,424	39.6	1	13	54	0
1989	Hatcher, Dale	73	2,834	38.8	7	15	54	1
1990	*English, Keith*	*68*	*2,663*	*39.2*	*2*	*8*	*58*	*1*
1991	Hatcher, Dale	63	2,403	38.1	5	16	52	0
1992	Bracken, Don	76	3,122	41.1	4	20	59	0

1993	Landeta, Sean	42	1,825	43.5	7	7	66	0
1994	Landeta, Sean	78	3,494	44.8	9	23	62	0
1995	Landeta, Sean	83	3,679	44.3	12	23	63	0
1996	Landeta, Sean	78	3,491	44.8	9	23	70	0
1997	Horan, Mike	53	2,272	42.9	4	10	60	0
1998	Tuten, Rick	95	4,202	44.2	10	16	64	0
1999	Tuten, Rick	32	1,359	42.5	7	9	70	0
2000	*Baker, John*	*43*	*1,736*	*40.4*	*5*	*13*	*59*	*1*
2001	Baker, John	43	1,809	42.1	7	9	58	0
2002	Berger, Mitch	72	3,020	41.9	10	26	64	0
2003	Landeta, Sean	59	2,525	42.8	5	14	57	0
2004	Landeta, Sean	40	1,733	43.3	3	9	63	0
2005	Barker, Bryan	50	2,137	42.7	4	13	63	0
2006	Turk, Matt	69	3,132	45.4	7	26	74	1
2007	Jones, Donnie	78	3,684	47.2	9	18	80	0
2008	Jones, Donnie	82	4,100	50.0	7	20	68	0
2009	Jones, Donnie	90	4,212	46.8	10	34	63	0
2010	Jones, Donnie	94	4,276	45.5	4	20	63	0
2011	Jones, Donnie	105	4,652	44.3	9	29	65	1
2012	***Hekker, Johnny***	***82***	***3,756***	***45.8***	***4***	***22***	***68***	***0***
2013	**Hekker, Johnny**	**78**	**3,609**	**46.3**	**4**	**19**	**64**	**0**
2014	**Hekker, Johnny**	**80**	**3,721**	**46.5**	**5**	**33**	**61**	**1**
2015	**Hekker, Johnny**	**96**	**4,601**	**47.8**	**5**	**41**	**68**	**0**
2016	**Hekker, Johnny**	**98**	**4,680**	**47.6**	**1**	**51**	**78**	**0**
2017	**Hekker, Johnny**	**65**	**3,113**	**47.9**	**4**	**30**	**70**	**0**
2018	**Hekker, Johnny**	**43**	**1,992**	**46.3**	**2**	**21**	**68**	**0**
2019	**Hekker, Johnny**	**66**	**3,128**	**47.4**	**5**	**22**	**71**	**1**

Field Goals

Year	Player	Att.	Made	Pct.	Long
1937	Snyder, Bob	1	1	1.000	30
1938	Peterson, Nelson	2	2	1.000	18
1939	Davis, Corby	2	1	.500	27
1940	Adams, Chet	5	1	.200	29
1941	Adams, Chet	2	1	.500	40
1942	Adams, Chet	6	3	.500	46
1943	Suspended Play/W.W. II	-	-	-	-
1944	Zontini, Louis	6	3	.500	39
1945	Waterfield, Bob	3	1	.333	28
1946	Waterfield, Bob	11	6	.545	37
1947	Waterfield, Bob	16	7	.437	45
1948	Waterfield, Bob	11	6	.545	47
1949	Waterfield, Bob	17	9	.529	42
1950	Waterfield, Bob	14	7	.500	46
1951	Waterfield, Bob	23	13	.565	47
1952	Waterfield, Bob	19	11	.579	45
1953	Agajanian, Ben	23	10	.434	47
1954	Agajanian, Ben	25	13	.520	41
1955	Richter, Les	15	10	.667	41
1956	Richter, Les	15	8	.533	32
1957	*Cothren, Paige*	*19*	*11*	*.579*	*44*
1958	Cothren, Paige	25	14	.560	43
1959	Michaels, Lou	17	8	.470	40
1960	*Villanueva, Danny*	*19*	*12*	*.631*	*36*
1961	Villanueva, Danny	27	13	.481	38
1962	Villanueva, Danny	20	10	.500	51
1963	Villanueva, Danny	17	9	.529	47
1964	*Gossett, Bruce*	*24*	*18*	*.750*	*44*
1965	Gossett, Bruce	26	15	.577	49
1966	Gossett, Bruce	49	28	.571	48
1967	Gossett, Bruce	43	20	.465	47
1968	Gossett, Bruce	31	17	.548	37
1969	Gossett, Bruce	34	22	.647	44
1970	Ray, David	29	45	.644	46
1971	Ray, David	29	18	.620	49
1972	Ray, David	41	24	.585	45
1973	Ray, David	47	30	.638	49
1974	Ray, David	31	25	.806	48
1975	Dempsey, Tom	26	21	.808	51
1976	Dempsey, Tom	26	17	.654	49
1977	*Septien, Rafael*	*30*	*18*	*.600*	*45*
1978	*Corral, Frank*	*43*	*29*	*.674*	*48*
1979	Corral, Frank	25	13	.520	49
1980	Corral, Frank	30	16	.533	47
1981	Corral, Frank	26	17	.654	44
1982	Lansford, Mike	15	9	.600	39
1983	*Nelson, Chuck*	*11*	*5*	*.455*	*41*
1984	Lansford, Mike	33	25	.758	50
1985	Lansford, Mike	29	22	.759	52

1986	Lansford, Mike	24	17	.708	50
1987	Lansford, Mike	21	17	.810	48
1988	Lansford, Mike	32	24	.750	49
1989	Lansford, Mike	30	23	.767	48
1990	Lansford, Mike	24	15	.625	46
1991	Zendejas, Tony	17	17	1.000	50
1992	Zendejas, Tony	20	15	.750	49
1993	Zendejas, Tony	23	16	.696	54
1994	Zendejas, Tony	23	18	.783	47
1995	Biasucci, Dean	12	9	.750	51
1996	Lohmiller, Chip	25	21	.840	50
1997	Wilkins, Jeff	37	25	.675	52
1998	Wilkins, Jeff	26	20	.769	57
1999	Wilkins, Jeff	28	20	.714	51
2000	Wilkins, Jeff	17	17	1.000	51
2001	Wilkins, Jeff	29	23	.793	54
2002	Wilkins, Jeff	25	19	.760	47
2003	Wilkins, Jeff	42	39	.929	53
2004	Wilkins, Jeff	24	19	.792	53
2005	Wilkins, Jeff	31	27	.871	53
2006	Wilkins, Jeff	37	32	.864	53
2007	Wilkins, Jeff	32	24	.750	53
2008	Brown, Josh	36	31	.861	54
2009	Brown, Josh	24	19	.792	54
2010	Brown, Josh	39	33	.846	53
2011	Brown, Josh	28	21	.750	49
2012	*Zuerlein, Greg*	*31*	*23*	*.741*	*60*
2013	Zuerlein, Greg	28	26	.929	50
2014	Zuerlein, Greg	30	24	.800	56
2015	Zuerlein, Greg	30	20	.667	61
2016	Zuerlein, Greg	22	19	.864	54
2017	Zuerlein, Greg	40	38	.950	56
2018	Zuerlein, Greg	31	27	.871	51
2019	Zuerlein, Greg	33	24	.727	58

Scoring

Year	Player	Rushing TDs	Receiving TDs	Return TDs	PAT	FG	Points
1937	Drake, Johnny (Zero)	3	2	0	0-0	0-0	30
1938	Benton, Jim	1	5	0	0-0	0-0	36
1939	Drake, Johnny (Zero)	9	0	0	0-0	0-0	54
1940	Drake, Johnny (Zero)	9	0	0	2-2	0-0	56
1941	Hickey, Howard (Red)	0	4	0	0-0	0-0	24
1942	Magnani, Dante	2	3	0	0-0	0-0	30
1943	Suspended Play/W.W. II	-	-	-	-	-	-
1944	Zontini, Lou	3	1	0	14-16	3-6	47
1945	Waterfield, Bob	5	0	0	31-34	1-3	64
1946	Waterfield, Bob	1	0	0	37-37	6-11	61
1947	Waterfield, Bob	1	0	0	27-30	7-16	54
1948	Waterfield, Bob	0	0	0	38-44	6-11	56
1949	Waterfield, Bob	1	0	0	43-46	9-17	77
1950	Waterfield, Bob	1	0	0	54-58	7-14	91
1951	Hirsch, Elroy (WR-RB)	0	17	0	0-0	0-0	102
1952	Waterfield, Bob	1	0	0	44-45	11-19	83
1953	Agajanian, Ben	0	0	0	36-37	10-23	66
1954	Towler, Dan (RB)	11	0	0	0-0	0-0	66
1955	Richter, Les	0	0	0	30-31	13-22	69
1956	Richter, Les	0	0	0	36-38	8-15	60
1957	*Cothren, Paige*	*0*	*0*	*0*	*38-39*	*11-19*	*71*
1958	Cothren, Paige	0	0	0	42-43	14-25	84
1959	Shofner, Del (WR)	0	7	0	0-0	0-0	42
1960	Villanueva, Danny	0	0	0	28-28	12-19	64
1961	Villanueva, Danny	0	0	0	32-32	13-27	71
1962	Villanueva, Danny	0	0	0	26-27	10-20	56
1963	Villanueva, Danny	0	0	0	25-26	9-17	52
1964	*Gossett, Bruce*	*0*	*0*	*0*	*31-32*	*18-24*	*85*
1965	Gossett, Bruce	0	0	0	30-32	15-26	75
1966	Gossett, Bruce	0	0	0	29-29	28-49	113
1967	Gossett, Bruce	0	0	0	48-48	20-43	108
1968	Gossett, Bruce	0	0	0	37-37	17-31	88
1969	Gossett, Bruce	0	0	0	36-36	22-34	102
1970	Ray, David	0	0	0	34-34	29-45	121
1971	Ray, David	0	0	0	37-37	18-29	91
1972	Ray, David	0	0	0	31-31	24-41	103
1973	Ray, David	0	0	0	40-42	30-47	130
1974	Ray, David	0	0	0	25-31	9-16	52
1975	Dempsey, Tom	0	0	0	31-36	21-26	94
1976	Dempsey, Tom	0	0	0	36-44	17-26	87
1977	*Septien, Rafael*	*0*	*0*	*0*	*32-35*	*18-30*	*86*
1978	*Corral, Frank*	*0*	*0*	*0*	*31-33*	*29-43*	*118*
1979	Corral, Frank	0	0	0	36-39	13-25	75

1980	Corral, Frank	0	0	0	51-52	16-30	99
1981	Tyler, Wendell (RB)	12	5	0	0-0	0-0	102
1982	Tyler, Wendell (RB)	9	4	0	0-0	0-0	78
1983	*Dickerson, Eric (RB)*	*18*	*2*	*0*	*0-0*	*0-0*	*120*
1984	Lansford, Mike	0	0	0	37-38	25-33	112
1985	Lansford, Mike	0	0	0	38-39	22-29	104
1986	Lansford, Mike	0	0	0	34-35	17-24	85
1987	Lansford, Mike	0	0	0	36-38	17-21	87
1988	Lansford, Mike	0	0	0	45-48	24-32	117
1989	Lansford, Mike	0	0	0	51-51	23-30	120
1990	Gary, Cleveland (RB)	14	1	0	0-0	0-0	90
1991	Zendejas, Tony	0	0	0	25-26	17-17	76
1992	Zendejas, Tony	0	0	0	38-38	15-20	83
1993	Zendejas, Tony	0	0	0	23-25	16-23	71
1994	Zendejas, Tony	0	0	0	28-28	18-23	82
1995	Bruce, Isaac (WR)	0	13	0	1*	0-0	80
1996	Lohmiller, Chip	0	0	0	28-29	21-25	91
1997	Wilkins, Jeff	0	0	0	32-32	25-37	107
1998	Wilkins, Jeff	0	0	0	25-26	20-26	85
1999	Wilkins, Jeff	0	0	0	64-64	20-28	124
2000	Faulk, Marshall (RB)	26	0	0	2*	0-0	160
2001	Faulk, Marshall (RB)	21	0	0	1*	0-0	128
2002	Wilkins, Jeff	0	0	0	37-37	19-25	94
2003	Wilkins, Jeff	0	0	0	46-46	39-42	163
2004	Wilkins, Jeff	0	0	0	32-32	19-24	89
2005	Wilkins, Jeff	0	0	0	36-36	27-31	117
2006	Wilkins, Jeff	0	0	0	36-36	32-37	131
2007	Wilkins, Jeff	0	0	0	25-25	24-32	97
2008	Brown, Josh	0	0	0	19-19	31-36	112
2009	Brown, Josh	0	0	0	16-16	19-24	73
2010	Brown, Josh	0	0	0	26-27	33-39	125
2011	Brown, Josh	0	0	0	18-18	21-28	81
2012	*Zuerlein, Greg*	*0*	*0*	*0*	*26-26*	*23-31*	*95*
2013	Zuerlein, Greg	0	0	0	34-34	26-28	112
2014	Zuerlein, Greg	0	0	0	34-35	24-30	106
2015	Zuerlein, Greg	0	0	0	26-28	20-30	86
2016	Zuerlein, Greg	0	0	0	23-23	19-22	80
2017	Zuerlein, Greg	0	0	0	44-46	38-40	158
2018	Gurley II, Todd	17	4	0	0-0	0-0	132
2019	Zuerlein, Greg	0	0	0	42-42	24-33	114

*2-point Conversion

Kickoff Returns

Year	Player	No.	Yards	Avg.	Long	TD
1942	Magnani, Dante	11	250	22.7	37	0
1943	Suspended Play/W.W. II	-	-	-	-	-
1944	Reisz, Al	12	285	23.7	44	0
1945	Gehrke, Fred	9	173	19.2	30	0
1946	Gehrke, Fred	8	186	23.2	28	0
1947	Harmon, Tom	9	208	23.1	34	0
1948	Gehrke, Fred	17	464	27.3	92t	1
1949	*Kalmanir, Tom*	*18*	*403*	*22.4*	*57*	*0*
1950	Smith, Verda (Vitamin T.)	22	742	33.7	97t	3
1951	Davis, Glenn	9	179	19.9	33	0
1952	*Quinlan, Skeet*	*17*	*440*	*25.9*	*56*	*0*
1953	Lewis, Woodley	32	830	25.9	69	0
1954	Lewis, Woodley	34	836	24.6	88t	1
1955	*Waller, Ron*	*17*	*461*	*27.1*	*39*	*0*
1956	*Wilson, Tom*	*15*	*477*	*31.8*	*103t*	*1*
1957	Arnett, Jon	18	504	28.0	98t	1
1958	Arnett, Jon	16	331	20.7	32	0
1959	Matson, Ollie	16	367	22.9	48	0
1960	Arnett, Jon	17	416	24.5	43	0
1961	Bass, Dick	23	698	30.3	64	0
1962	Atkins, Pervis	28	676	24.1	41	0
1963	Shannon, Carver	28	823	29.4	99t	1
1964	Shannon, Carver	18	442	24.6	40	0
1965	Smith, Bob	17	451	26.9	56	0
1966	Williams, Clarence	15	420	28.0	81	0
1967	*Ellison, Willie*	*13*	*340*	*26.2*	*58*	*0*
1968	Smith, Ron	26	718	27.6	94t	1
1969	Smith, Ron	27	585	21.6	37	0
1970	Haymond, Alvin	35	1,022	29.2	98t	1
1971	Williams, Travis	25	743	29.7	105t	1
1972	Ellison, Willie	14	345	24.6	32	0
1973	Bryant, Cullen	13	369	28.4	93	1
1974	Bryant, Cullen	23	617	26.8	84	1
1975	McGee, Willie	17	404	23.8	46	0

1976	Bryant, Cullen	16	459	28.7	90	1
1977	*Tyler, Wendell*	*24*	*523*	*21.8*	*27*	*0*
1978	Latin, Jerry	22	467	21.2	41	0
1979	*Hill, Drew*	*40*	*803*	*20.1*	*39*	*0*
1980	Hill, Drew	43	880	20.5	98t	1
1981	Hill, Drew	60	1,170	19.5	50	0
1982	*Redden, Barry*	*22*	*502*	*22.8*	*85*	*0*
1983	Redden, Barry	18	358	18.8	43	0
1984	Redden, Barry	23	530	23.0	40	0
1985	Brown, Ron	28	918	32.8	98t	3
1986	Brown, Ron	36	794	22.1	55	0
1987	Brown, Ron	27	581	21.5	95t	1
1988	Brown, Ron	19	401	21.1	73	0
1989	Brown, Ron	47	968	20.6	74	0
1990	Green, Gaston	25	560	22.4	99t	1
1991	Turner, Vernon	24	457	19.0	36	0
1992	Turner, Vernon	29	569	19.6	35	0
1993	*Boykin, Deral*	*13*	*216*	*16.6*	*35*	*0*
1994	Lang, David	27	626	23.2	57	0
1995	Thomas, J.T.	32	752	23.5	46	0
1996	Thomas, J.T.	30	643	21.4	43	0
1997	*Thompson, David*	*49*	*1,110*	*22.7*	*56*	*0*
1998	Horne, Tony	56	1,306	23.3	102t	1
1999	Horne, Tony	30	892	29.7	101t	2
2000	Horne, Tony	57	1,379	24.2	103t	1
2001	Canidate, Trung	36	748	20.8	40	0
2002	Wilkins, Terrence	47	1,074	22.9	42	0
2003	*Harris, Arlen*	*51*	*1,175*	*23.0*	*42*	*0*
2004	Harris, Arlen	47	951	20.2	29	0
2005	Johnson, Chris	38	857	22.6	99t	1
2006	Ponder, Willie	26	605	23.3	40	0
2007	Hall, Dante	29	729	25.1	84	0
2008	Hall, Dante	37	763	20.6	41	0
2009	Amendola, Danny	66	1,618	24.5	58	0
2010	Amendola, Danny	50	1,142	22.8	84	0
2011	Porter, Quinn	25	554	22.2	32	0
2012	*Givens, Chris*	*23*	*539*	*23.4*	*48*	*0*
2013	*Austin, Tavon*	*18*	*398*	*22.1*	*32*	*0*
2014	Cunningham, Benny	35	963	27.5	75	0
2015	Cunningham, Benny	25	714	28.6	102	0
2016	Cunningham, Benny	22	599	27.2	61	0
2017	Cooper, Pharoh	34	932	27.4	103t	1
2018	Countess, Blake	17	419	24.6	40	0
2019	Natson, JoJo	13	289	22.2	30	0

Punt Returns

Year	Player	No.	FC	Yards	Avg.	Long	TD
1941	Hall, Parker	13	-	125	9.6	25	0
1942	Hall, Parker	12	-	148	12.3	32	0
1943	Suspended Play/W.W. II	-	-	-	-	-	-
1944	Kabealo, Mike	7	-	64	9.1	16	0
1945	Gehrke, Fred	8	-	120	15.0	49	0
1946	Gehrke, Fred	8	-	59	7.3	20	0
1947	Harmon, Tom	27	-	392	14.5	88t	1
1948	Horvath, Les	13	-	203	15.6	27	0
1949	*Smith, Verda (Vitamin T.)*	*27*	-	*427*	*15.8*	*85t*	*1*
1950	Smith, Verda (Vitamin T.)	22	-	218	9.9	30	0
1951	Smith, Verda (Vitamin T.)	12	-	139	11.6	37	0
1952	Lewis, Woodley	19	-	351	18.5	83t	2
1953	Lewis, Woodley	35	-	267	7.6	78	1
1954	Lewis, Woodley	22	-	82	3.7	16	0
1955	*Waller, Ron*	*14*	-	*60*	*4.3*	*21*	*0*
1956	Sherman, Will	12	-	100	8.3	76	1
1957	*Arnett, Jon*	*14*	-	*85*	*6.1*	*22*	*0*
1958	Arnett, Jon	18	-	223	12.4	58	0
1959	Arnett, Jon	17	-	184	10.8	71t	1
1960	Bass, Dick	11	-	62	5.6	22	0
1961	Arnett, Jon	10	-	75	7.5	17	0
1962	Atkins, Pervis	11	5	94	8.5	45	0
1963	Shannon, Carver	15	11	132	8.8	29	0
1964	Shannon, Carver	15	6	81	5.4	22	0
1965	Stiger, Jim	13	2	106	8.2	22	0
1966	Stiger, Jim	33	7	259	7.8	49	0
1967	Cross, Irv	17	6	136	8.0	39	0
1968	Meador, Ed	17	15	136	8.0	40	0
1969	Haymond, Alvin	33	8	435	13.2	52	0

1970	Haymond, Alvin	53	15	376	7.1	30	0
1971	Haymond, Alvin	24	11	123	5.1	28	0
1972	*Bertelsen, Jim*	*16*	*3*	*232*	*14.5*	*60*	*0*
1973	Bertelsen, Jim	26	10	259	10.0	34	0
1974	Bertelsen, Jim	11	4	132	12.0	19	0
1975	Bertelsen, Jim	11	1	143	13.0	38	0
1976	Bryant, Cullen	29	2	321	11.1	25	0
1977	Bryant, Cullen	20	1	141	7.1	26	0
1978	Wallace, Jackie	52	5	618	11.9	58	0
1979	Brown, Eddie	56	19	332	5.9	30	0
1980	*Irvin, LeRoy*	*42*	*7*	*296*	*7.0*	*26*	*0*
1981	Irvin, LeRoy	46	6	615	13.4	84t	3
1982	Irvin, LeRoy	22	1	243	11.0	63t	1
1983	*Ellard, Henry*	*16*	*4*	*217*	*13.6*	*72t*	*1*
1984	Ellard, Henry	30	3	403	13.4	83t	2
1985	Ellard, Henry	37	9	501	13.5	80t	1
1986	Ellard, Henry	14	11	127	9.1	20	0
1987	Ellard, Henry	15	6	107	7.1	29	0
1988	Hicks, Clifford	25	0	144	5.8	13	0
1989	*Henley, Darryl*	*29*	*19*	*273*	*9.4*	*25*	*0*
1990	Henley, Darryl	19	4	195	10.3	26	0
1991	Turner, Vernon	23	4	201	8.7	29	0
1992	Turner, Vernon	28	6	207	7.4	23	0
1992	Turner, Vernon	28	6	207	7.4	23	0
1993	*Buchanan, Richard*	*8*	*1*	*41*	*5.1*	*12*	*0*
1994	Bailey, Johnny	19	4	153	8.1	24	0
1995	Kinchen, Todd	53	7	416	7.8	27	0
1996	*Kennison, Eddie*	*29*	*16*	*643*	*14.6*	*78t*	*2*
1997	Kennison, Eddie	34	20	247	7.3	43	0
1998	Kennison, Eddie	40	25	415	10.4	71t	1
1999	Hakim, Az-Zahir	44	22	461	10.5	84t	1
2000	Hakim, Az-Zahir	32	17	489	15.3	86t	1
2001	Hakim, Az-Zahir	36	12	330	9.2	32	0
2002	Wilkins, Terrence	25	13	242	9.7	55	0
2003	*Groce, DeJuan*	*19*	*3*	*135*	*7.1*	*19*	*0*
2004	McDonald, Shaun	30	18	143	4.8	39	0
2005	Looker, Dane	8	2	69	8.6	17	0
2006	McDonald, Shaun	23	14	172	7.5	33	0
2007	Hall, Dante	19	6	286	15.1	85t	1
2008	Stanley, Derek	11	4	101	9.2	33	0
2009	Amendola, Danny	31	11	360	11.6	56	0
2010	Amendola, Danny	40	18	452	11.3	42	0
2011	Pettis, Austin	15	10	139	9.3	39	0
2012	Amendola, Danny	17	10	122	7.2	22	0
2013	*Austin, Tavon*	*33*	*11*	*280*	*8.5*	*98t*	*1*
2014	Austin, Tavon	35	23	391	11.2	78t	1
2015	Austin, Tavon	34	15	268	7.9	75t	1
2016	Austin, Tavon	44	16	364	8.3	47	0
2017	Cooper, Pharoh	32	8	399	12.5	53	0
2018	Natson, JoJo	26	10	280	10.8	60	0
2019	Natson, JoJo	19	20	149	7.8	35	0

Interceptions

Year	Player	No.	Yards	Avg.	Long	TD
1941	Drake, Johnny (Zero)	2	66	33.0	54	0
1942	Jacobs, Jack	4	22	5.5	22	0
1943	Suspended Play/W.W. II	-	-	-	-	-
1944	Colella, Tom	4	53	13.3	19	0
1945	*Waterfield, Bob*	*6*	*92*	*15.3*	*29*	*0*
1946	Waterfield, Bob	5	72	14.4	28	0
1947	Harmon, Tom	8	136	17.0	36	1
1948	Naumetz, Fred	4	75	18.8	68	0
1949	*Sims, George*	*9*	*78*	*8.7*	*27*	*1*
1950	*Lewis, Woodley*	*12*	*275*	*22.9*	*36*	*0*
1951	*Hecker, Norb*	*3*	*74*	*24.7*	*36*	*0*
1952	*Lane, Dick (Night Train)*	*14*	*298*	*21.3*	*80t*	*2*
1953	Hecker, Norb	7	91	13.0	24	0
1954	Sherman, Will	6	70	11.7	28	0
1955	Sherman, Will	11	101	9.2	36	0
1956	Sherman, Will	4	122	30.5	95t	1
1957	Richter, Les	4	60	15.0	25	0
1958	Burroughs, Don	7	72	10.3	46	0
1959	*Meador, Ed*	*3*	*3*	*1.0*	*3*	*0*
1960	*Britt, Charley*	*5*	*117*	*23.4*	*73t*	*1*
1961	Crow, Lindon	6	117	19.5	31	0
1962	Crow, Lindon	5	100	20.0	65t	1
1963	Meador, Ed	6	38	6.3	20	0
1964	*Richardson, Jerry*	*5*	*146*	*29.2*	*41*	*0*
1965	Martin, Aaron	2	60	30.0	37t	1
1966	Williams, Clarence	8	97	12.1	32t	1

1967	Meador, Ed	8	103	12.9	30t	2
1968	Williams, Clarence	7	51	7.3	36	0
1969	Meador, Ed	5	97	19.4	38t	2
1970	Williams, Clarence	5	108	21.6	65t	1
1971	Howard, Gene	6	99	16.5	35	0
1972	Nettles, Jim	6	168	28.0	43	0
1973	Stukes, Charlie	5	104	20.8	42	0
1974	Elmendorf, Dave	7	186	26.6	57t	2
1975	Simpson, Bill	6	90	15.0	29	0
1976	Jackson, Monte	10	173	17.3	46	3
1977	Simpson, Bill	6	157	26.2	42	0
1978	Perry, Rod	8	117	14.6	44t	3
1979	Cromwell, Nolan	5	109	21.8	34	0
1980	Cromwell, Nolan	8	140	17.5	34	1
1981	Cromwell, Nolan	5	94	18.8	94t	1
1982	Perry, Rod	3	57	19.0	33	0
1983	Collins, Kirk	5	113	22.6	58	0
1984	Irvin, LeRoy	5	166	33.2	81t	2
1985	Green, Gary	6	84	14.0	41t	1
1986	Gray, Jerry	8	101	12.6	28	0
1987	Irvin, LeRoy	2	47	23.5	47t	1
1988	Johnson, Johnnie	4	18	4.5	11	0
1989	Gray, Jerry	6	48	8.0	27t	1
1990	Humphery, Bobby	4	52	13.0	44t	1
1991	Gray, Jerry	3	83	27.7	59t	1
1992	Henley, Darryl	4	41	10.3	25	0
1993	Bailey, Robert	2	41	20.5	41	0
1994	Pope, Marquez	3	66	22.0	51	0
1995	Wright, Toby	6	79	13.2	27	0
1996	Lyle, Keith	9	152	16.9	68	0
1997	McNeil, Ryan	9	127	14.1	75t	1
1998	Lyght, Todd	3	30	10.0	17	0
	Lyle, Keith	3	20	6.7	20	0
1999	Lyght, Todd	6	112	18.7	57t	1
2000	McCleon, Dexter	8	28	3.5	23	0
2001	Bly, Dre'	6	150	25.0	93t	2
2002	Herring, Kim	3	38	12.7	36	0
2003	Fisher, Travis	4	205	51.3	74t	2
	Williams, Aeneas	4	82	20.5	46t	1
	Butler, Jerametrius	4	72	18.0	45	0
	Polley, Tommy (LB)	4	32	8.0	22	0
2004	Butler, Jerametrius	5	15	3.0	10	0
2005	Furrey, Mike	4	143	35.8	67t	1
2006	Bartell, Ron	3	63	21.0	38t	1
	Hill, Tye	*3*	*20*	*6.7*	*14*	*0*
	Brown, Fakhir	3	17	5.7	20	0
	Atogwe, Oshiomogho	3	8	2.7	7	0
2007	Atogwe, Oshiomogho	8	125	15.6	52t	1
2008	Atogwe, Oshiomogho	5	91	18.2	43	0
2009	Butler, James	3	17	5.6	17	0
2010	Feltcher, Bradley	4	41	10.3	28	0
2011	Gordy, Josh	3	37	12.3	30	0
2012	*Jenkins, Janoris*	*4*	*150*	*37.5*	*41t*	*3*
2013	Johnson, Trumaine	3	36	12.0	29	0
2014	Johnson, Trumaine	3	69	23.0	43t	1
2015	Johnson, Trumaine	7	136	19.4	58t	1
2016	Alexander, Maurice	2	19	9.5	19	0
	Barron, Mark	2	8	4.0	7	0
	McDonald, T.J.	2	0	0.0	0	0
	Ogletree, Alec	2	15	7.5	8	0
2017	Joyner, Lamarcus	3	104	34.7	46	1
	Barron, Mark	3	29	9.7	15	0
2018	Johnson III, John	4	46	11.5	35	0
2019	Six Players	2	-	-	-	-

Tackles

Year	Player	Solo	Assists	Total
1962	McKeever, Marlin (LB)	58	31	89
1963	Pardee, Jack (LB)	46	25	71
1964	Jones, David (DE)	75	22	97
1965	Jones, David (DE)	68	27	95
1966	Jones, David (DE)	98	14	112
1967	Jones, David (DE)	100	39	139
1968	Jones, David (DE)	87	23	110
1969	Jones, David (DE)	59	55	114
1970	Pottios, Myton (LB)	62	26	88
1971	McKeever, Marlin (LB)	76	32	108
1972	Robinson, Isiah (LB)	59	23	82
1973	Reynolds, Jack (LB)	58	28	86
1974	Reynolds, Jack (LB)	72	29	101
1975	Reynolds, Jack (LB)	74	38	112
1976	Reynolds, Jack (LB)	89	31	120
1977	Elmendorf, Dave (S)	59	35	94
1978	Youngblood, Jim (LB)	80	43	120
1979	Reynolds, Jack (LB)	83	61	144

1980	Reynolds, Jack (LB)	81	38	119
1981	Ekern, Carl (LB)	85	46	131
1982	Andrews, George (LB)	47	20	67
1983	Ekern, Carl (LB)	94	36	130
1984	Collins, Jim (LB)	142	43	185
1985	Collins, Jim (LB)	103	37	140
1986	Newsome, Vince (S)	91	22	113
1987	Collins, Jim (LB)	78	12	90
1988	Ekern, Carl (LB)	64	29	93
1989	Newsome, Vince (S)	64	25	89
1990	Newsome, Vince (S)	74	18	92
1991	Kelm, Larry (LB)	88	17	105
1992	Greene, Kevin (LB)	75	12	87
1993	Phifer, Roman (LB)	96	21	117
1994	Conlan, Shane (LB)	82	24	106
1995	Phifer, Roman (LB)	106	43	149
1996	Phifer, Roman (LB)	123	47	170
1997	Jones, Robert (LB)	72	43	115
1998	Jenkins, Billy (S)	90	31	121
1999	Fletcher, London (LB)	80	58	138
2000	Fletcher, London (LB)	117	76	193
2001	Fletcher, London (LB)	113	76	189
2002	Archuleta, Adam (S)	101	48	149
2003	Tinoisamoa, Pisa (LB)	70	51	121
2004	Tinoisamoa, Pisa (LB)	100	45	145
2005	Tinoisamoa, Pisa (LB)	91	43	134
2006	Witherspoon, Will (LB)	104	32	136
2007	Witherspoon, Will (LB)	103	29	132
2008	Tinoisamoa, Pisa (LB)	88	47	135
2009	*Laurinaitis, James (LB)*	*98*	*48*	*146*
2010	Laurinaitis, James (LB)	98	16	114
2011	Laurinaitis, James (LB)	101	41	142
2012	Laurinaitis, James (LB)	132	42	174
2013	*Ogletree, Alec (LB)*	*124*	*31*	*155*
2014	Ogletree, Alec (LB)	110	59	169
2015	Barron, Mark (LB/S)	107	28	135
2016	Ogletree, Alec (LB)	132	39	171
2017	Ogletree, Alec (LB)	77	51	128
2018	Littleton, Cory (LB)	90	35	125
2019	Littleton, Cory (LB)	78	56	134

Sacks (not an official stat until 1982)

Year	Player	No.
1950	Jack Zilly (DE)	7.0
1951	Larry Brink (DE)	3.0
1952	Andy Robustelli (DE)	7.5
1953	Andy Robustelli (DE)	8.0
1954	Andy Robustelli (DE)	4.0
1955	Andy Robustelli (DE)	6.0
1956	Paul Miller (DE)	6.0
1957	Dick Daugherty (LB)	8.0
1958	Lou Michaels (DE)	6.0
1959	George Struger (DT)	5.0
1960	Gene Brito (DE)	7.0
1961	Lamar Lundy (DE)	11.0
1962	Deacon Jones (DE)	12.0
1963	Lamar Lundy (DE)	9.0
1964	Deacon Jones (DE)	22.0
1965	Deacon Jones (DE)	19.0
1966	Deacon Jones (DE)	18.0
1967	Deacon Jones (DE)	21.0
1968	Deacon Jones (DE)	22.0
1969	Deacon Jones (DE)	15.0
1970	Deacon Jones (DE)	12.0
1971	Coy Bacon (DE)	11.0
1972	Coy Bacon (DE)	11.5
1973	Jack Youngblood (DE)	16.5
1974	Jack Youngblood (DE)	15.0
1975	Jack Youngblood (DE)	15.0
1976	Jack Youngblood (DE)	14.5
	Larry Brooks (DT)	14.5
1977	Jack Youngblood (DE)	8.5
1978	Larry Brooks (DE)	8.0
1979	Jack Youngblood (DE)	18.0
1980	Jack Youngblood (DE)	11.5

1981	Jack Youngblood (DE)	12.5
1982	Mike Fanning (DT)	5.0
1983	Jack Youngblood (DE)	10.5
1984	Jack Youngblood (DE)	9.5
1985	Mike Wilcher (LB)	12.5
1986	Gary Jeter (DE)	8.0
1987	Gary Jeter (DE)	7.0
1988	Kevin Greene (LB)	16.5
1989	Kevin Greene (LB)	16.5
1990	Kevin Greene (LB)	13.0
1991	Kevin Greene (LB)	3.0
	Gerald Robinson (DE)	3.0
1992	Kevin Greene (LB)	10.0
1993	Sean Gilbert (DT)	10.5
1994	Robert Young (DE)	6.5
1995	D'Marco Farr (DT)	11.0
1996	Kevin Carter (DE)	9.5
1997	Leslie O'Neal (DE)	10.0
1998	Kevin Carter (DE)	12.0
1999	Kevin Carter (DE)	17.0
2000	Grant Wistrom (DE)	11.0
2001	Leonard Little (DE)	14.5
2002	Leonard Little (DE)	12.0
2003	Leonard Little (DE)	12.5
2004	Bryce Fisher (DE)	8.5
2005	Leonard Little (DE)	9.5
2006	Leonard Little (DE)	13.0
2007	Will Witherspoon (LB)	7.0
2008	James Hall (DE)	6.5
2009	Leonard Little (DE)	6.5
2010	James Hall (DE)	10.5
2011	Chris Long (DE)	13.0
2012	Chris Long (DE)	11.5
2013	Robert Quinn (DE)	19.0
2013	Robert Quinn (DE)	10.5
2015	**Aaron Donald (DT)**	**11.0**
2016	**Aaron Donald (DT)**	**8.0**
2017	**Aaron Donald (DT)**	**11.0**
2018	**Aaron Donald (DT)**	**20.5**
2019	**Aaron Donald (DT)**	**12.5**

Individual Records

Service

Most Seasons
20 Jackie Slater, 1976-95
15 Charlie Cowan, 1961-75
Joe Scibelli, 1961-75
Merlin Olsen, 1962-76
14 Jack Youngblood, 1971-84
Doug Smith, 1978-91
Isaac Bruce, 1994-2007

Most Games Played
259 Jackie Slater, 1976-95
208 Merlin Olsen, 1962-76
206 Charlie Cowan, 1961-75

Most Consecutive Games Played
201 Jack Youngblood, 1971-84
198 Merlin Olsen, 1962-76
184 Tom Mack, 1966-1978

Scoring

Most Seasons Leading Team
9 Jeff Wilkins, 1997-99, 2002-07
7 Greg Zuerlein, 2012-2017, 2019
Bob Waterfield, 1946-52
6 Bruce Gossett, 1964-69
Mike Lansford, 1982-90

Most Consecutive Seasons Leading Team
6 Bruce Gossett, 1964-69
Mike Lansford, 1984-89
Bob Waterfield, 1945-50
Jeff Wilkins, 2002-07
Greg Zuerlein, 2012-2017
5 David Ray, 1970-74
4 Danny Villaneuva, 1960-63
Tony Zendejas, 1991-94

Points

Career
1,223 Jeff Wilkins, 1997-2007 (428 pat, 265 fg)
867 Greg Zuerlein, 2012-19 (264 pat, 201 fg)
789 Mike Lansford, 1982-90 (315 pat, 158 fg)

Season
163 Jeff Wilkins, 2003 (39 fg, 46 pat)
160 Marshall Faulk, 2000 (26 td, 2 two-point conv.)
158 Greg Zuerlein, 2017 (36 fg, 35 pat)

Season, Rookie
120 Eric Dickerson, 1983 (20 td)
118 Frank Corral, 1978 (31 pat, 29 fg)
95 Greg Zuerlein, 2012 (26 pat, 23 fg)

Game
24 Bob Shaw, vs. Washington, 12/11/49 (4 td)
Elroy Hirsch, vs. New York Yanks, 9/28/51 (4 td)
Harold Jackson, vs. Dallas, 10/14/73 (4 td)
Az-Zahir Hakim, at Cincinnati, 10/3/99 (4 td)
Isaac Bruce, vs. San Francisco, 10/10/99 (4 td)
Marshall Faulk, at San Francisco, 10/29/00 (4 td)
Marshall Faulk, vs. Minnesota, 12/10/00 (4 td)
Marshall Faulk, at Tampa Bay, 12/18/00 (4 td)
Marshall Faulk, vs. Indianapolis, 12/30/01 (4 td)
Marshall Faulk, vs. Seattle, 10/20/02 (4 td)
Steven Jackson, at Minnesota, 12/31/06 (4 td)
Todd Gurley II, at Seattle, 12/17/17 (4 td)
23 Greg Zuerlein, at Dallas, 10/1/17 (7 fg, 2 pat)
22 Todd Gurley II, vs. Arizona, 9/16/18 (3 td, 2-2pt.)
21 Jeff Wilkins, vs. San Diego, 10/1/00 (5 fg, 6 pat)

Game, Opponent
26 Gordy Soltau, at San Francisco, 10/28/51 (3 td, 1 fg, 5 pat)
24 Many times, last by Ron Moore, at Phoenix, 12/4/93 (4 td)
21 Two times, last by Rich Karlis, at Minnesota, 11/15/89 (7 fg)

Touchdowns

Career
85 Marshall Faulk, 1999-2006 (58 r, 27 p)
84 Isaac Bruce, 1994-2007 (84 p)
74 Torry Holt, 1999-2008 (74 p)

Season
26 Marshall Faulk, 2000 (18 r, 8 p)
21 Todd Gurley II, 2018 (17 r, 4 p)
Marshall Faulk, 2001 (12 r, 9 p)

Game
4 Bob Shaw, vs. Washington, 12/11/49 (4 p)
Elroy Hirsch, vs. New York Yanks, 9/28/51 (4 p)
Harold Jackson, vs. Dallas, 10/14/73 (4 p)
Az-Zahir Hakim, at Cincinnati, 10/3/99 (3p, 1 pr)
Isaac Bruce, vs. San Francisco, 10/10/99 (4 p)
Marshall Faulk, at San Francisco, 10/29/00 (2 r, 2 p)
Marshall Faulk, vs. Minnesota, 12/10/00 (4 r)
Marshall Faulk, at Tampa Bay, 12/18/00 (3 r, 1 p)
Marshall Faulk, vs. Indianapolis, 12/30/01 (3 r, 1 p)
Marshall Faulk, vs. Seattle, 10/20/02 (3 r, 1 p)
Steven Jackson, at Minnesota, 12/31/06 (3 r, 1 p)
Todd Gurley II, at Seattle, 12/17/17 (3 r, 1 p)
3 Many times, last by Tyler Higbee, at Philadelphia, 9/20/20 (3 p)
2 Many times, last by Darrell Henderson Jr., at Washington, 10/11/20 (1 r, 1 p)

Game, Opponent
4 Lenny Moore, at Baltimore, 10/16/60 (4 r)
Ron Moore, at Phoenix, 12/4/93 (4 r)
3 Many times, last by Torrey Smith, Baltimore, 9/25/11
2 Many times, Last by Christian McCaffrey, at Carolina, 9/8/19

Most Consecutive Games Scoring Touchdown
13 Todd Gurley II, 2017-18
11 Elroy Hirsch, 1950-51
10 Eric Dickerson, 1983
Greg Bell, 1988-89
9 Marshall Faulk, 2001-02

Point After Attempts

Most Attempted, Career
429 Jeff Wilkins, 1997-2007
336 Bob Waterfield, 1945-52
325 Mike Lansford, 1982-90

Most Attempted, Season
64 Jeff Wilkins, 1999
58 Bob Waterfield, 1950
52 Frank Corral, 1980

Most Attempted, Game
9 Bob Waterfield, vs. Baltimore, 10/22/50
8 Paige Cothren, vs. San Francisco, 11/9/58
Tom Dempsey, vs. Atlanta, 12/4/76
Chip Lohmiller, vs. Atlanta, 11/10/96
7 Many times, last by Greg Zuerlein, vs. Oak., 11/30/14

Most Made, Career
428 Jeff Wilkins, 1997-2007
315 Bob Waterfield, 1945-52
Mike Lansford, 1982-90
264 Greg Zuerlein, 2012-19

Most Made, Season
64 Jeff Wilkins, 1999
58 Jeff Wilkins, 2001
54 Bob Waterfield, 1950

Most Made, Game
9 Bob Waterfield, vs. Balimore, 10/22/50
8 Paige Cothren, vs. San Francisco, 11/9/58
7 Bob Waterfield, at New York Giants, 11/14/48
Bruce Gossett, vs. New York Giants, 11/13/66
Jeff Wilkins, vs. Carolina, 11/11/01
Greg Zuerlein, vs. Oakland, 11/30/14

Most Made, Game, Opponent
8 Tom Feamster, at Baltimore, 11/25/56
Cliff Patton, at Philadelphia, 10/7/50
7 Bob Jencks, vs. Chicago, 10/13/63
6 Many times, last by S. Gostkowski, vs. NE, 10/28/12

Most Consecutive Made
371 Jeff Wilkins, 1999-2007
165 Bruce Gossett, 1965-69
102 David Ray, 1970-72

Highest Percentage Made, Career (80 attempts minimum)
99.8 Jeff Wilkins, 1997-2007 (403-404)
98.7 Josh Brown, 2008-11 (79-80)
98.2 Danny Villanueva, 1960-63 (111-113)

Most Made, No Misses, Season
64 Jeff Wilkins, 1999
58 Jeff Wilkins, 2001
51 Mike Lansford, 1989

Two Point Conversions

Most Two Point Conversions, Career
7 Marshall Faulk, 1999-2006
4 Todd Gurley II, 2015- 19
3 Isaac Bruce, 1994-2007
2 Jerome Bettis, 1993-95
Tony Banks, 1996-98
Ricky Proehl, 1998-2002

Most Two Point Conversions, Season
2 Jerome Bettis, 1994
Marshall Faulk, 2000
Marshall Faulk, 2004
Todd Gurley II, 2018
1 Many times, last by Sam Bradford, Benny Cunningham & Isaiah Pead, 2013

Most Two Point Conversions, Game
2 Marshall Faulk, vs. Atlanta, 10/15/00 (2 runs)
Todd Gurley II, vs. Arizona, 9/16/18 (2 runs)
1 Many times, last by Jared Cook, vs. San Francisco, 11/01/15

Most Two Point Conversions, Opponent, Season
2 Terance Mathis, Atlanta, 1994
2 Reggie Bush, New Orleans, 2007

Most Two Point Conversions, Opponent, Game
2 Reggie Bush, at New Orleans, 11/11/07 (2 runs)
1 Many times, last by Marshawn Lynch, vs. Seattle, 9/13/15 (rush)

Field Goals

Most Attempted, Career
328 Jeff Wilkins, 1997-2007
245 Greg Zuerlein, 2012-19
217 Mike Lansford, 1982-90

Most Attempted, Season
49 Bruce Gossett, 1966
47 David Ray, 1973
45 David Ray, 1970

Most Attempted, Game
7 Bob Waterfield, vs. Detroit, 12/9/51
Jeff Wilkins, vs. Denver, 9/10/06
Greg Zuerlein, at Dallas, 10/1/17
6 Five times, last by David Ray, at New Orleans, 11/26/72
5 Many times, Last by Greg Zuerlein, vs. Denver, 11/17/14

Most Attempted, Opponent,Game
7 Rich Karlis, at Minnesota, 11/5/89
6 Five times, last by John Carney, vs. New Orleans, 9/26/04
5 Many times, last by Blair Walsh, vs. Minnesota, 12/16/12

Most Made, Career
265 Jeff Wilkins, 1997-2007
201 Greg Zuerlein, 2012-19
158 Mike Lansford, 1982-90

Most Made, Season
39 Jeff Wilkins, 2003
38 Greg Zuerlein, 2017
33 Josh Brown, 2010

Most Made, Season, Rookie
29 Frank Corral, 1978
23 Greg Zuerlein, 2012
18 Bruce Gossett, 1964
Rafael Septien, 1977

Most Made, Game
7 Greg Zuerlein, at Dallas, 10/1/17
6 Jeff Wilkins, vs. Denver, 9/10/06
5 Four times, last by Greg Zuerlein, vs. Denver, 11/16/14

Most Made, Opponent, Game
7 Rich Karlis, at Minnesota, 11/5/89
5 Many times, last by C. Catanzaro, at Arizona, 10/4/15
4 Many times, last by Phil Dawson, at San Francisco,1/3/16

Most Consecutive Field Goals Made
30 Jeff Wilkins, 1999-2001
19 Jeff Wilkins, 2003
18 Greg Zuerlein, 2016-2017

Most Consecutive Games, Made Field Goal
27 Jeff Wilkins, 2002-04
20 David Ray, 1970-71
19 Bruce Gossett, 1967-68

Longest Field Goal
61 Greg Zuerlein, at Minnesota, 11/8/15
60 Greg Zuerlein, vs. Seattle, 9/30/12
58 Twice, most recently, Greg Zuerlein, vs. Tampa Bay, 9/29/19
57 Jeff Wilkins, vs. Arizona, 9/27/98

Longest Field Goal, Opponent
56 Joe Nedney, vs. San Francisco, 12/24/05
55 Adam Vinatieri, vs. New England, 12/13/98
Jay Feely, at New York Jets, 11/9/08
54 Four times, last by Robbie Gould, at Chicago, 9/24/12

Most Made, 50 or More Yards, Career
33 Greg Zuerlein, 2012-19
26 Jeff Wilkins, 1997-2007
15 Josh Brown, 2008-2011
8 Tony Zendejas, 1991-94

Most Made, 50 or More Yards, Season
7 Greg Zuerlein, 2012
6 Greg Zuerlein, 2017
Tony Zendejas, 1993
Josh Brown, 2008
Josh Brown, 2009
4 Jeff Wilkins, 2003, 2004, 2005
Greg Zuerlein, 2014, 2018

Most Made, 50 or More Yards, Game
2 Seven times, last by Greg Zuerlein, at Min, 11/8/15
1 Many times, last by Greg Zuerlein, vs. TB, 9/29/19

Most Made, 50 or More Yards, Game, Opponent
3 Blair Walsh, vs. Minnesota, 12/16/12
2 Tom Dempsey, vs. New Orleans, 12/6/70
Mick Luckhurst, vs. Atlanta, 10/7/84
John Carney, vs. New Orleans, 9/26/04
Nick Folk, vs. New York Jets, 11/19/12

Highest Field Goal Percentage, Career (50 attempts)
82.04 Greg Zuerlein, 2012-19 (201-245)
81.88 Josh Brown, 2008-11 (104-127)
80.79 Jeff Wilkins, 1997-2007 (265-328)
79.52 Tony Zendejas, 1991-94 (66-83)

Highest Field Goal Percentage, Season
100.0 Tony Zendejas, 1991 (17-17)
Jeff Wilkins, 2000 (17-17)
95.00 Greg Zuerlein, 2017 (38-40)
92.86 Jeff Wilkins, 2003 (39-42)
92.59 Greg Zuerlein, 2013 (25-27)

Safeties

Most, Career
3 Kevin Greene, 1985-92
2 Fred Dryer, 1972-81
Jack Youngblood, 1971-84
Kevin Carter, 1995-2000

Most, Season
†2 Fred Dryer, 1973

Most, Game
*2 Fred Dryer, vs. Green Bay, 10/21/73
1 Many players, last by Aaron Donald, at Pittsburgh, 11/10/19

Most, Game, Opponent
1 Many times, last by John Abraham, at Arizona, 12/8/13

*NFL Record
† Ties NFL Record

Rushing

Most Seasons Leading Team
8 Steven Jackson, 2005-12
6 Marshall Faulk, 1999-2006
5 Todd Gurley II, 2015-19
Lawrence McCutcheon, 1973-77
4 Dick Bass, 1962-66
Eric Dickerson, 1983-86

Most Consecutive Seasons Leading Team
8 Steven Jackson, 2005-12
6 Marshall Faulk, 1999-2006
5 Todd Gurley II, 2015-Present
Lawrence McCutcheon, 1973-77
4 Eric Dickerson, 1983-86

Rushing Attempts

Career
2,395 Steven Jackson, 2004-12
1,525 Eric Dickerson, 1983-87
1,447 Marshall Faulk, 1999-2006

Season
404 Eric Dickerson, 1986
390 Eric Dickerson, 1983
379 Eric Dickerson, 1984

Season, Rookie
†390 Eric Dickerson, 1983
294 Jerome Bettis, 1993
250 Zac Stacy, 2013

Game
39 Jerome Bettis, vs. Chicago, 1/2/94
38 Eric Dickerson, at St. Louis, 9/7/86
36 Charles White, at Philadelphia, 9/15/85

Game, Opponent
41 Rodney Hampton, at New York Giants, 9/19/93
Gerald Riggs, at Atlanta, 11/17/85
35 Lynn Cain, Atlanta, 10/7/84
Gerald Riggs, Atlanta, 10/12/86
33 Shaun Alexander, at Seattle, 11/13/05
Maurice Jones-Drew, at Jacksonville, 10/18/09

Rushing Yards

Career
10,135 Steven Jackson, 2004-12
7,245 Eric Dickerson, 1983-87
6,959 Marshall Faulk, 1999-2006

Season
*2,105 Eric Dickerson, 1984
1,821 Eric Dickerson, 1986
1,808 Eric Dickerson, 1983

Season, Rookie
1,808 Eric Dickerson, 1983
1,429 Jerome Bettis, 1993
1,106 Todd Gurley II, 2015
973 Zac Stacy, 2013

Game
247 Willie Ellison, vs. New Orleans, 12/5/71
223 Tom Wilson, vs. Green Bay, 12/16/56
221 Greg Bell, vs. Green Bay, 9/24/89

Game, Rookie
223 Tom Wilson, vs. Green Bay, 12/16/56
212 Jerome Bettis, at New Orleans, 12/12/93
199 Eric Dickerson, vs. Detroit, 10/2/83
159 Todd Gurley II, at Green Bay, 10/11/15

Game, Opponent
253 DeMarco Murray, at Dallas, 10/23/11
237 Jim Brown, at Cleveland, 11/24/57
228 Beanie Wells, vs. Arizona, 11/27/11
212 Adrian Peterson, vs. Minnesota, 12/16/12

Longest Run
92t Kenny Washington, at Chicago Cardinals, 11/2/47
89t Tre Mason, vs. Oakland, 11/20/14
85t Eric Dickerson, at New York Jets, 9/25/83
84t Tom Harmon, at Chicago Bears, 10/13/46

Longest Run, Opponents
91t DeMarco Murray, at Dallas, 10/23/11
82t Adrian Peterson, vs. Minnesota, 12/16/12
80 Jamaal Charles, vs. Kansas City, 12/19/10
76t Najeh Davenport, vs. Green Bay, 10/19/03

Most Seasons, 1,000 or More Yards
8 Steven Jackson, 2005-12
4 Lawrence McCutcheon, 1973-74, 1976-77
Eric Dickerson, 1983-86
3 Marshall Faulk, 1999-01
Todd Gurley II, 2015, 2017, 2018
2 Dick Bass, 1962, 1966
Wendell Tyler, 1979, 1981
Greg Bell, 1988-89
Jerome Bettis, 1993-94

Most Consecutive Seasons, 1,000 or More Yards
8 Steven Jackson, 2005-12
4 Eric Dickerson, 1983-86
3 Marshall Faulk, 1999-01

Most Games, 100 or More Yards, Career
38 Eric Dickerson, 1983-87
33 Steven Jackson, 2004-12
27 Marshall Faulk, 1999-2006

Most Games, 100 or More Yards, Season
11 Eric Dickerson, 1984
9 Eric Dickerson, 1983
7 Jerome Bettis, 1993
Marshall Faulk, 1999
Steven Jackson, 2009

Most Consecutive Games, 100 or More Yards
6 Eric Dickerson, 1984
5 Eric Dickerson, 1986
4 Eric Dickerson, 1983, 1984
Jerome Bettis, 1994
Marshall Faulk, 1999
Marshall Faulk, 2003
Steven Jackson, 2009

Average Rushing Gain

Career (500 att.)
5.182 Dan Towler, 1950-55 (674-3,493)
4.833 Paul (Tank) Younger, 1949-57 (682-3,296)
4.809 Marshall Faulk, 1999-2006 (1,447-6,959)

Season (Qualifiers)
7.40 Kenny Washington, 1947 (60-444)
7.26 Skeet Quinlan, 1953 (97-705)
6.77 Dan Towler, 1951 (126-854)

Game (10 att.)
14.6 Dan Towler, at Baltimore, 11/22/53 (14-205)
13.2 Kenny Washington, at Chicago Cardinals, 11/2/47 (11-145)
13.1 Dan Towler, at Green Bay, 10/21/51 (11-144)

Game (10 att.), Opponent
13.8 George Taliaferro, vs. New York Yanks, 11/18/51 (12-166)
13.3 Frank Reagan, vs. New York Giants, 12/1/46 (10-133)
12.6 Delvin Williams, vs. Miami, 11/9/80 (12-151)

Rushing Touchdowns

Career
58 Todd Gurley II, 2015-19
58 Marshall Faulk, 1999-2006
56 Eric Dickerson, 1983-87
56 Steven Jackson, 2004-12

Season
18 Eric Dickerson, 1983
Marshall Faulk, 2000
17 Todd Gurley II, 2018
16 Greg Bell, 1988
15 Greg Bell, 1989

Season, Rookie
†18 Eric Dickerson, 1983
10 Todd Gurley II, 2015
7 Jerome Bettis, 1993
7 Zac Stacy, 2013
6 Dan Towler, 1952

Game
4 Marshall Faulk, vs. Minnesota, 12/10/00
3 Many times, last by Todd Gurley II, vs. Arizona, 9/16/18

Game, Opponent
4 Jim Brown, at Cleveland, 11/24/57
Ron Moore, at Phoenix, 12/4/93
3 Many times, last by Maurice Jones-Drew, at Jacksonville, 10/18/09
2 Many times, last by Beanie Wells, at ARI, 11/25/12

Passing

Most Seasons Leading Team
9 Roman Gabriel, 1963-72
8 Jim Everett, 1986-92
Marc Bulger, 2002-09
6 Norm Van Brocklin, 1950, 1952-1955, 1957

Most Consecutive Seasons Leading Team
9 Roman Gabriel, 1963-72
8 Jim Everett, 1986-92
Marc Bulger, 2002-09
4 Norm Van Brocklin, 1952-1955

Passer Rating

Highest, Career (1,500 att.)
97.2 Kurt Warner, 1998-2003
92.4 Jared Goff, 2016-present
84.4 Marc Bulger, 2001-09

Highest, Season (Qualifiers)
109.2 Kurt Warner, 1999
101.8 Trent Green, 2000
101.4 Kurt Warner, 2001

Season, Rookie (Qualifiers)
81.8 Dieter Brock, 1985
76.5 Sam Bradford, 2010
72.4 Bob Waterfield, 1945

Passing Attempts

Career
3,313 Roman Gabriel, 1962-72
3,277 Jim Everett, 1986-93
3,171 Marc Bulger, 2001-09

Season
590 Sam Bradford, 2010
588 Marc Bulger, 2006
581 Jared Goff, 2019

Season, Rookie
590 Sam Bradford, 2010
368 Tony Banks, 1996
365 Dieter Brock, 1985

Game
68 Jared Goff, vs. Tampa Bay, 9/29/19
62 Marc Bulger, at New York Giants, 10/2/05
61 Jared Goff, at Miami, 11/1/20
56 Marc Bulger, at San Francisco, 9/11/05

Game, Opponent
58 Kent Graham, at Arizona, 9/29/96
56 Drew Brees, vs. New Orleans, 12/15/2013
54 Peyton Manning, vs. Denver, 11/16/14
52 Tony Eason, vs. New England, 11/16/86
Neil Lomax, at St. Louis, 11/4/84
Mark Brunell, vs. Jacksonville, 10/20/96
Ryan Lindley, at Arizona, 11/25/12

Passing Completions

Career
1,969 Marc Bulger, 2001-09
1,847 Jim Everett, 1986-93
1,705 Roman Gabriel, 1962-72

Season
394 Jared Goff, 2019
375 Kurt Warner, 2001
370 Marc Bulger, 2006

Season, Rookie
354 Sam Bradford, 2010
218 Dieter Brock, 1985
192 Tony Banks, 1996

Game
45 Jared Goff, vs. Tampa Bay, 9/29/19
40 Marc Bulger, at New York Giants, 10/2/05
39 **Jared Goff, vs. Tampa Bay, 11/23/20**
36 Marc Bulger, vs. San Diego, 11/10/02
35 Dieter Brock, vs. San Francisco, 10/27/85
Kurt Warner, at Seattle, 9/10/00
Marc Bulger, at Green Bay, 11/29/04
Sam Bradford, vs. Minnesota, 12/16/12
Jared Goff, vs. Philadelphia, 12/16/18

Game, Opponent
39 Drew Brees, vs. New Orleans, 12/15/2013
37 Richard Todd, at New York Jets, 9/25/83
Kent Graham, at Arizona, 9/29/96
Mark Brunell, vs. Jacksonville, 10/20/96
36 Tony Eason, vs. New England, 11/16/86
Josh McCown, vs. Chicago, 11/24/13

Consecutive Passes Completed
20 Case Keenum, vs. Detroit Lions, 10/16/16
18 Jim Everett, vs. New York Giants, 11/12/89
16 Jim Everett, vs. Kansas City, 11/10/91

Completion Percentage

Career (500 att.)
66.4% Kurt Warner, 1998-2003 (1,688-1,121)
63.2% Jared Goff, 2016-present (2,272-1,437)
62.1% Marc Bulger, 2001-09 (2,924-1,829)

Season (min. 200 att.)
68.7% Kurt Warner, 2001 (546-375)
67.7% Kurt Warner, 2000 (347-235)
66.2% Marc Bulger, 2004 (495-321)

Season, Rookie (min. 100 att.)
60.0% Sam Bradford, 2010 (590-354)
59.7% Dieter Brock, 1985 (365-218)
56.3% Ryan Fitzpatrick, 2005 (135-76)

Game (20 att.)
86.9% Kurt Warner, vs. San Francisco, 10/10/99 (23-20)
85.7% Jim Everett, vs. New York Giants, 10/18/92 (21-18)
85.5% Austin Davis, vs. Seattle, 10/20/14 (20-17)
84.4% Kurt Warner, vs. Minnesota, 12/10/00 (32-27)

Game (20 att.), Opponent
91.3% Vinny Testaverde, vs. Cleveland, 12/26/93 (21-23)
84.6% Kerry Collins, vs. New York Giants, 9/15/02 (22-26)
85.7% Alex Smith, vs. Kansas City, 10/27/14 (24-28)
84.4% Carson Palmer, at Arizona, 12/8/13 (27-32)

Passing Yards

Career
23,758 Jim Everett, 1986-93
22,814 Marc Bulger, 2001-09
22,223 Roman Gabriel, 1962-72

Season
4,830 Kurt Warner, 2001
4,688 Jared Goff, 2018
4,638 Jared Goff, 2019

Season, Rookie
3,512 Sam Bradford, 2010
2,658 Dieter Brock, 1985
2,544 Tony Banks, 1996

Game
*554 Norm Van Brocklin, vs. New York Yanks, 9/28/51
517 Jared Goff, vs. Tampa Bay, 9/29/19
509 Vince Ferragamo, vs. Chicago, 12/26/82

Game, Opponent
483 Boomer Esiason, vs. Cincinnati, 10/7/90
478 Patrick Mahomes, vs. Kansas City, 11/19/18
462 Steve Young, vs. San Francisco, 11/28/93

Most Seasons, 3,000 or More Passing Yards
5 Jim Everett, 1988-92
3 Kurt Warner, 1999-01
Marc Bulger, 2003-04, 2006
2 Vince Ferragamo, 1980, 1983
Sam Bradford, 2010, 2012
Jared Goff, 2017, 2018

Most Games, 300 or More Passing Yards, Career
30 Kurt Warner, 1998-2003
27 Marc Bulger, 2001-09
20 Jim Everett, 1986-93

Most Games, 300 or More Passing Yards, Season
9 Kurt Warner, 1999
Kurt Warner, 2001
8 Marc Bulger, 2006
7 Kurt Warner, 2000
Jared Goff, 2018

Most Consecutive Games, 300 or More Passing Yards
6 Kurt Warner, 2000
4 Kurt Warner, 1999
Jared Goff, 2018
3 Jim Everett, 1989, 1991
Mark Rypien, 1995
Marc Bulger, 2006

Longest Pass Completion
96t Frank Ryan (to Matson), vs. Pittsburgh, 10/1/61
95t Bill Munson (to Pope), vs. Green Bay, 12/3/64
94t Jared Goff (to Woods), vs. Houston, 11/12/17
Opponent, Longest Pass Completion
98t Jim Hart (to Rashad), at St. Louis, 12/10/72
95t Joe Montana (to Taylor), vs. San Francisco, 12/11/89
91t Bart Starr (to Dowler), vs. Green Bay, 12/17/60

Average Gain Passing

Career (500 att.)
8.56 Kurt Warner, 1998-2003 (1,688-14,447)
8.49 Norm Van Brocklin, 1959-57 (1,897-16,114)
8.01 James Harris, 1972-76 (652-5,220)
Season (Qualifiers)
10.14 Norm Van Brocklin, 1954 (260-2,637)
9.88 Kurt Warner, 2000 (347-3,429)
9.61 Bob Waterfield, 1945 (172-1,653)
Game (20 att.)
15.40 Norm Van Brocklin, at Chicago Bears, 11/16/52
15.19 Roman Gabriel, vs. San Francisco, 11/9/69
15.03 James Harris, at Miami, 10/3/76
Game (20 att.), Opponent
15.86 Ed Brown, vs. Chicago, 10/9/60
14.46 Milt Plum, vs. Detroit, 11/1/64
14.44 Steve Young, vs. San Francisco, 11/28/93

Passing Touchdowns

Career
154 Roman Gabriel, 1962-72
142 Jim Everett, 1986-92
122 Marc Bulger, 2001-09
Season
41 Kurt Warner, 1999
36 Kurt Warner, 2001
32 Jared Goff, 2018
Season, Rookie
18 Sam Bradford, 2010
16 Dieter Brock, 1985
15 Tony Banks, 1996
Game
5 Bob Waterfield, vs. New York Bulldogs, 11/27/49
Norm Van Brocklin, vs. Detroit, 10/29/50
Norm Van Brocklin, at New York Yanks, 9/28/51
Bob Waterfield, vs. Green Bay, 12/16/51
Roman Gabriel, vs. Cleveland, 12/12/65
Vince Ferragamo, vs. New Orleans, 11/2/80
Vince Ferragamo, vs. San Francisco, 10/23/83
Jim Everett, at New York Giants, 9/25/88
Kurt Warner, vs. San Francisco, 10/10/99
Jared Goff, vs. Minnesota, 9/27/18
4 Many times, last by Jared Goff, vs. San Francisco, 12/30/18
Game, Opponent
6 Patrick Mahomes, vs. Kansas City, 11/19/18
5 Dan Marino, vs. Miami, 12/14/86
4 Many times, last by Jameis Winston, vs. Tampa Bay, 9/29/19
Most Games, Four or More Touchdowns Passes, Career
6 Norm Van Brocklin, 1949-57
Jim Everett, 1986-93
5 Vince Ferragamo, 1977-80, 1982-84
Jared Goff, 2016-Present
Most Games, Four or More Touchdowns Passes, Season
4 Vince Ferragamo, 1980
3 Kurt Warner, 2001
Jared Goff, 2018
2 Norm Van Brocklin, 1957
Jim Everett, 1988
Jim Everett, 1990
Kurt Warner, 2000
Jared Goff, 2017

Had Intercepted

Career
128 Bob Waterfield, 1945-52
127 Norm Van Brocklin, 1949-57
123 Jim Everett, 1986-93
Season
24 Bob Waterfield, 1949
23 Vince Ferragamo, 1983
22 Bill Wade, 1958
Kurt Warner, 2001
Marc Bulger, 2003
Game
7 Parker Hall, vs. Green Bay, 11/18/42
Bob Waterfield, at Green Bay, 10/17/58
6 Norm Van Brocklin, vs. Baltimore, 12/4/54
Bill Wade, vs. Detroit, 10/26/56
Norm Van Brocklin, vs. Detroit, 10/13/57
Chris Chandler, at Carolina, 12/12/04
5 Norm Van Brocklin, at San Francisco, 10/28/51
Ryan Fitzpatrick, at Minnesota, 12/11/05
Gus Frerotte, at Baltimore, 10/14/07
Most Consecutive Passes Attempted, None Intercepted
249 Marc Bulger, 2005-06
206 Roman Gabriel, 1968-69
169 *Sam Bradford, 2010

Lowest Perecentage Passes Intercepted

Career (500 att.)
2.15 Sam Bradford, 2010-2013 (1,760-38)
2.30 Jared Goff, 2016-Present (2,272-52)
2.93 Marc Bulger, 2001-09 (3,171-93)
3.38 Roman Gabriel, 1962-72 (3,313-112)
Season (Qualifiers)
1.40 Marc Bulger, 2006 (588-8)
1.46 Jared Goff, 2017 (477-7)
1.75 Roman Gabriel, 1969 (399-7)
Season, Rookie (Qualifiers)
2.54 Sam Bradford, 2010 (590-15)
3.56 Dieter Brock, 1985 (365-13)
4.07 Tony Banks, 1996 (368-15)

Times Sacked

Career
279 Roman Gabriel, 1962-72
254 Marc Bulger, 2001-09
186 Jim Everett, 1986-93
Season
51 Dieter Brock, 1985
49 Marc Bulger, 2006
48 Roman Gabriel, 1966
Tony Banks, 1996
Game
10 Bill Munson, at San Francisco, 12/6/64
James Harris, vs. San Francisco, 10/11/76
8 Roman Gabriel, at Green Bay, 9/25/66
Tony Banks, vs. San Francisco, 10/25/98
7 Many times, Last by Jared Goff vs. Arizona, 1/1/17
Game, Opponent
10 Bob Barry, vs. Atlanta 9/28/65
9 Mike Ray, vs. Tampa Bay, 11/5/78
Dave Wilson, vs. New Orleans, 11/3/85
Steve Beuerlein, at Los Angeles Raiders, 9/18/88
Rob Johnson, at Buffalo, 9/20/98
Kevin Kolb, vs. Arizona, 10/4/12
8 Joe Montana, at San Francisco, 12/18/88
Daunte Culpepper, vs. Minnesota, 11/30/03
8 Colin Kaepernick, at San Francisco, 11/3/15

Pass Receiving - Receptions

Most Seasons Leading Team
9 Henry Ellard, 1984-93
7 Torry Holt, 1999-2008
5 Tom Fears, 1948-55

Most Consecutive Seasons Leading Team
8 Henry Ellard, 1984-91
7 Torry Holt, 2002-08
4 Jim Phillips, 1960-63

Career
942 Isaac Bruce, 1994-2007
869 Torry Holt, 1999-2008
593 Henry Ellard, 1983-1993

Season
119 Isaac Bruce, 1995
117 Torry Holt, 2003
102 Torry Holt, 2005

Season, Rookie
62 Cooper Kupp, 2017
54 Eddie Kennison, 1996
53 Donnie Avery, 2008

Season, Running Back
90 Steven Jackson, 2006
87 Marshall Faulk, 1999
83 Marshall Faulk, 2001

Game
18 Tom Fears, vs. Green Bay, 12/3/50
15 Willie Anderson, at New Orleans, 11/26/89
Isaac Bruce, vs. Miami, 12/24/95
Danny Amendola, vs. Washington, 9/16/12
14 Dick Hoerner, vs. New York Yanks, 11/19/50

Game, Opponent
16 Jerry Rice, at San Francisco, 11/20/94
Keenan McCardell, vs. Jacksonville, 10/20/96
13 Larry Centers, at Arizona, 9/29/96
12 Andre Rison, at Atlanta, 9/11/94

Most Consecutive Games, Pass Reception
153 Torry Holt, 1999-2008
81 Henry Ellard, 1986-92
Marshall Faulk, 1999-2004
70 Jim Phillips, 1958-63

Most Seasons 50 or More Pass Receptions
11 Isaac Bruce, 1995-97, 1999-2004, 2006-07
10 Torry Holt, 1999-2008
7 Henry Ellard, 1985, 1987-1991, 1993

Receiving Yards

Most Seasons Leading Team
9 Henry Ellard, 1984-91, 1993
Torry Holt, 2000-08
5 Tom Fears, 1948-55

Most Consecutive Seasons Leading Team
9 Torry Holt, 2000-08
8 Henry Ellard, 1984-91
4 Jim Phillips, 1960-63

Career
14,109 Isaac Bruce, 1994-2007
12,660 Torry Holt, 1999-2008
9,761 Henry Ellard, 1983-93

Season
1,781 Isaac Bruce, 1995
1,696 Torry Holt, 2003
1,635 Torry Holt, 2000

Season, Rookie
924 Eddie Kennison, 1996
869 Cooper Kupp, 2017
788 Torry Holt, 1999

Season, Running Back
1,049 Marshall Faulk, 1999
830 Marshall Faulk, 2000
825 Amp Lee, 1997

Game
*336 Willie Anderson, at New Orleans, 11/26/89
303 Jim Benton, at Detroit, 11/22/45
238 Harold Jackson, vs. Dallas, 10/14/73

Game, Rookie
226 Eddie Kennison, at Atlanta, 12/15/96
208 Jim Phillips, at Green Bay, 11/16/58
163 Donnie Avery, at New England, 10/26/08

Game, Opponent
286 John Taylor, vs. San Francisco, 12/11/89
257 Billy Wilson, vs. San Francisco, 10/3/54
241 Jerry Rice, at San Francisco, 12/9/85

Longest Pass Reception
96t Ollie Matson (from Frank Ryan), vs. Pittsburgh, 10/1/61
95t Bucky Pope (from Bill Munson), vs. Green Bay, 12/13/64
94t Robert Woods (from Jared Goff), vs. Houston, 11/12/17

Most Seasons, 1,000 or More Yards Pass Receiving
8 Isaac Bruce, 1995-96, 1999-2002, 2004 2006
8 Torry Holt, 2000-07
4 Henry Ellard, 1988-91

Most Games, 100 or More Yards Pass Receiving, Career
46 Torry Holt, 1999-2008
43 Isaac Bruce, 1994-2007
26 Henry Ellard, 1983-93

Most Games, 100 or More Yards Pass Receiving, Season
10 Torry Holt, 2003
9 Isaac Bruce, 1995
8 Elroy Hirsch, 1951
Torry Holt, 2000

Most Consecutive Games, 100 or More Yards, Pass Receiving
6 Isaac Bruce, 1995
5 Elroy Hirsch, 1951
Bob Boyd, 1954
4 **Tyler Higbee (TE), 2019**
Isaac Bruce, 2004
3 Brandin Cooks, 2018

Most Consecutive Games, 150 or More Yards, Pass Receiving
3 Isaac Bruce, 1995
2 Tom Fears, 1950-51
Torry Holt, 2000, 2003, 2004

Average Gain - Receiving

Career (150 receptions)
20.5 Bob Boyd, 1950-57 (176-3,611)
20.3 Willie Anderson, 1988-94 (259-5,246)
18.3 Elroy Hirsch, 1949-57 (343-6,289)

Game (3 receptions)
*63.0 Torry Holt, at Atlanta, 9/24/00 (3-189)
50.3 Jack Snow, at Baltimore, 10/15/67 (3-151)
49.7 Bob Boyd, at Green Bay, 10/17/54 (3-149)

Game (3 receptions), Opponent
55.3 Koren Robinson, vs. Seattle, 10/20/02 (3-166)
49.3 Charley Taylor, vs. Washington, 10/22/67 (3-148)
44.0 Charles Wilson, vs. Tampa Bay, 12/11/94 (4-176)

Receiving Touchdowns

Career
84 Isaac Bruce, 1994-2007
74 Torry Holt, 1999-2008
53 Elroy Hirsch, 1949-57

Season
17 Elroy Hirsch,1951
13 Harold Jackson, 1973
Isaac Bruce, 1995
12 Isaac Bruce, 1999
Torry Holt, 2003

Season, Rookie
10 Bucky Pope, 1964
8 Eddie Kennison, 1996
6 Leon Clarke, 1956
Torry Holt, 1999

Game
4 Bob Shaw, vs. Washington, 12/11/49
Elroy Hirsch, at New York Yanks, 9/28/51
Harold Jackson, vs. Dallas, 10/14/73
Isaac Bruce, vs. San Francisco, 10/10/99
3 **Many times, Last by Tyler Higbee, at Philadelphia, 9/20/2020**
2 Many times, Last by Brandin Cooks and Josh Reynolds, vs. Kansas City 12/30/18

Game, Opponent
4 Mike Ditka, vs. Chicago, 10/13/63
3 Many times, last by Torrey Smith, vs. Baltimore,

9/25/11
2 Many times, last by Tyreek Hill and Chris Conley, vs. Kansas City, 11/19/18

Most Consecutive Games, Touchdown
11 Elroy Hirsch, 1950-51
6 Henry Ellard, 1988-89
5 Jim Benton, 1938-39
Jack Snow, 1967-68
Harold Jackson, 1973
Torry Holt, 2003, 2006

Punting

Career
644 Johnny Hekker, 2012-present
449 Donnie Jones, 2007-11
432 Dale Hatcher, 1985-89, 1991

Season
105 Donnie Jones, 2011
98 Johnny Hekker, 2016
97 Dale Hatcher, 1986
96 Johnny Hekker, 2015

Season, Rookie
93 Ken Clark, 1979
87 Dale Hatcher, 1985
82 Johnny Hekker, 2012
77 Rusty Jackson, 1976

Game
12 Parker Hall, vs. Green Bay, 11/26/39
Rusty Jackson, at San Francisco, 11/21/76
11 Danny Villanueva, vs. Dallas, 9/30/62
Danny Villanueva, at Pittsburgh, 9/13/64
Donnie Jones, vs. San Francisco, 1/3/2010
Johnny Hekker, vs. San Francisco, 9/26/13

Game, Opponent
14 George Taliafesero, vs. New York Yanks, 9/28/51
11 Tom Girard, vs. Green Bay, 12/3/50
Gerry Collins, vs. Cleveland, 12/12/65
Bobby Joe Green, at Chicago, 12/2/73
Tom Wittum, at San Francisco, 11/21/76
Hermon Weaver, at Seattle, 11/4/79
10 Many times, Last by Tommy Barnhardt, at New Orleans, 11/26/89

Longest Punt
88 Bob Waterfield, at Green Bay, 10/17/48
86 Bob Waterfield, at Green Bay, 10/5/47
80 Donnie Jones, at Seattle, 10/21/07
Parker Hall, vs. Philadelphia, 12/3/39

Longest Punt, Opponent
76 Sammy Baugh, at Washington, 11/5/44
75 Sam Baker, vs. Dallas, 9/30/62
74 Jack Jacobs, at Green Bay, 10/5/47

Average Gross Yards Punting

Career (250 punts)
47.0 Johnny Hekker, 2012-present (656 - 30,837)
46.6 Donnie Jones, 2007-11 (449 - 20,924)
44.3 Danny Villanueva, 1961-64 (296 -13,009)

Season (Qualifiers)
50.0 Donnie Jones, 2008 (82-4,100)
47.9 Johnny Hekker, 2015 (96-4,601)
47.9 Johnny Hekker, 2017 (65-3,113)
47.8 Johnny Hekker, 2016 (98-4,680)

Season, Rookie (Qualifiers)
45.8 Johnny Hekker, 2012 (82-3,756)
43.6 John Misko, 1982 (45-1,961)
43.2 Dale Hatcher, 1985 (87-3,735)

Game (4 punts)
56.9 Johnny Hekker, vs. Arizona, 10/4/12 (7-398)
56.4 Johnny Hekker, vs. Philadelphia, 12/10/17 (5-282)
56.3 Donnie Jones, vs. Arizona, 11/22/09 (4-225)
56.2 Donnie Jones, vs. Buffalo, 9/28/08 (5-281)

Game, Opponent (4 Punts)
59.5 Mike Scifres, vs. Chargers, 10/17/10 (6-357)
57.3 Fred Morrison, at Chicago Bears, 11/16/52 (4-229)
56.8 Sammy Baugh, at Washington, 10/26/41 (6-341)

Punts Had Blocked

Career
5 Bob Waterfield, 1945-52
4 Dale Hatcher, 1985-89, 1991
2 Many players, last by Johnny Hekker, 2012-Present

Season
2 Bob Waterfield, 1950
Jon Kilgore, 1967
Rusty Jackson, 1976
Glen Walker, 1978
Ken Clark, 1979
1 Many times, last by Johnny Hekker, 2019

Most Consecutive Punts, None Blocked
425 Donnie Jones, 2007-2011
380 Sean Landeta, 1993-96, 2003-04
370 Johnny Hekker, 2014-2019

Punt Returns

Most Seasons Leading Team
5 Henry Ellard, 1983-93
4 Jon Arnett, 1957-63
Jim Bertelsen, 1972-76
3 Verda (V.T.) Smith, 1949-53
Woodley Lewis, 1950-55
Alvin Haymond, 1969-71
LeRoy Irvin, 1980-89
Eddie Kennison, 1996-98
Az-Zahir Hakim, 1998-2001

Most Consecutive Seasons Leading Team
5 Henry Ellard, 1983-87
4 Jim Bertelsen, 1972-76
3 Verda (V.T.) Smith, 1949-51
Woodley Lewis, 1952-54
Alvin Haymond, 1969-71
LeRoy Irvin, 1980-82
Eddie Kennison, 1996-98
Az-Zahir Hakim, 1999-2001

Punt Returns

Career
158 Tavon Austin, 2013-2017
146 LeRoy Irvin, 1980-89
135 Henry Ellard, 1983-93

Season
56 Eddie Brown, 1979
53 Alvin Haymond, 1970
Todd Kinchen, 1995
52 Jackie Wallace, 1978

Season, Rookie
42 LeRoy Irvin, 1980
30 Tavon Austin, 2013
29 Darryl Henley, 1989
Eddie Kennison, 1996
27 Verda (V.T.) Smith, 1949

Game
7 Many times, last by Tavon Austin, vs. Atlanta, 12/11/16
6 Many times, last by Vernon Turner, vs. New England, 9/13/92
5 Many times, last by Danny Amendola, vs. San Francisco, 1/3/2010

Game, Opponent
8 Kevin Miller, vs. Minnesota, 12/2/79
DeSean Jackson, at Philadelphia, 9/7/08
7 Many times, last by Leon Washington, vs. Seattle, 11/20/11

Punt Return Yards Gained

Career
1,527 Henry Ellard, 1983-93
1,451 LeRoy Irvin, 1980-89
1,356 Tavon Austin, 2013-2017

Season
618 Jackie Wallace, 1978
615 LeRoy Irvin, 1981

501 Henry Ellard, 1985

Season, Rookie

427 Verda (V.T.) Smith, 1949
423 Eddie Kennison, 1996
296 Henry Ellard, 1983

Game

*207 LeRoy Irvin, at Atlanta, 11/14/81
145 Tavon Austin, at Indianapolis, 11/10/13
143 Tavon Austin, at Washington, 12/7/14

Game, Opponent

128 Tyrone Hughes, vs. New Orleans, 10/3/93
Darrien Gordon, at San Diego, 11/27/94
127 Patrick Peterson, at Arizona, 11/6/11
125 Dana McLemore, at San Francisco, 11/16/80
122 Robert Brooks, at Green Bay, 10/9/94

Longest Punt Return

*103t Robert Bailey, at New Orleans, 10/23/94
98t Tavon Austin, at Indianapolis, 11/10/13
90t Dick Bass, vs. Green Bay, 12/17/61
90t Stedman Bailey, vs. Seattle, 10/19/14
88t Tom Harmon, vs. Detroit, 11/23/47
88t Nick Miller, vs. Arizona, 11/27/11

Longest Punt Return, Opponent

99t Patrick Peterson, at Arizona, 11/6/11
94t Darrien Gordon, at Denver, 9/14/97
93t Dana McLemore, at San Francisco, 1/2/82
90t Nate Burleson, at Seattle, 11/12/06

Punt Return Average Yardage

Career (Min. 75 ret.)

11.4 Az-Zahir Hakim, 1998-2001 (112-1,278)
11.3 Henry Ellard, 1983-93 (135-1,527)
11.1 Danny Amendola, 2009-12 (81-899)

Season (Qualifiers)

18.5 Woodley Lewis, 1952 (19-351)
15.8 Verda (V.T.) Smith, 1949 (27-427)
15.6 Les Horvath, 1948 (13-203)

Season, Rookie (Qualifiers)

15.8 Verda (V.T.) Smith, 1949 (27-427)
14.6 Eddie Kennison, 1996 (29-423)
14.5 Jim Bertelsen, 1972 (16-232)

Game (3 returns)

40.0 Woodley Lewis, at Detroit, 10/18/53 (3-120)
39.3 Jon Arnett, vs. Chicago, 11/2/58 (3-118)
36.3 Tavon Austin, at Indianapolis, 11/10/13 (4-145)
35.8 Tavon Austin, at Washington, 12/7/14 (4-143)
34.7 Henry Ellard, at Atlanta, 10/22/84 (3-104)

Game, Opponent (3 returns)

36.0 Art Jones, vs. Pittsburgh, 9/7/41 (3-108)
George McAfee, at Chicago Bears, 10/10/48 (3-108)
32.0 Tyrone Hughes, vs. New Orleans, 13/3/93 (4-128)
31.8 Patrick Peterson, at Arizona, 11/6/11 (4-127)

Punt Return Touchdowns

Career

4 LeRoy Irvin, 1980-89
Henry Ellard, 1983-91
3 Woodley Lewis, 1950-55
Eddie Kennison, 1996-98
Tavon Austin, 2013-2017
2 Todd Kinchen, 1992-95
Az-Zahir Hakim, 1998-2001

Season

3 LeRoy Irvin, 1981
2 Woodley Lewis, 1952
Henry Ellard, 1984
Todd Kinchen, 1992
Eddie Kennison, 1996
1 Many times, last by Tavon Austin, 2015

Season, Rookie

2 Todd Kinchen, 1992
Eddie Kennison, 1996
1 Verda (V.T.) Smith, 1949
Henry Ellard, 1983
Tavon Austin, 2013

Game

†2 Leroy Irvin, at Atlanta, 10/11/81
Todd Kinchen, vs. Atlanta, 12/27/92
1 Many times, last by Tavon Austin, at GB., 10/11/15

Game, Opponent

2 Jack Christiansen, vs. Detroit, 10/14/51
1 Many times, last by Patrick Peterson, vs. Ari. 11/25/11

Kickoff Returns

Most Seasons Leading Team

5 Ron Brown, 1984-89, 1991
3 Benny Cunningham, 2014-16
Fred Gehrke, 1940, 1945-49
Jon Arnett, 1957-63
Cullen Bryant, 1973-82, 1987
Drew Hill, 1979-84
Barry Redden, 1982-86
Tony Horne, 1998-00
2 Woodley Lewis, 1950-55
Carver Shannon, 1962-64
Willie Ellison, 1967-72
Ron Smith, 1968-69
Vernon Turner, 1991-92
J.T. Thomas, 1995-98
Arlen Harris, 2003-04
Dante Hall, 2007-08
Danny Amendola, 2009-10

Most Consecutive Seasons Leading Team

5 Ron Brown, 1985-89
3 Benny Cunningham, 2014-16
Drew Hill, 1979-81
Barry Redden, 1982-84
Tony Horne, 1998-00
2 Woodley Lewis, 1953-54
Carver Shannon, 1963-64
Ron Smith, 1968-69
Vernon Turner, 1991-92
Arlen Harris, 2003-04
Dante Hall, 2007-08
Danny Amendola, 2009-10

Kickoff Return Totals

Career

171 Drew Hill, 1979-84
169 Ron Brown, 1984-89, 1991
143 Tony Horne, 1998-2000

Season

66 Danny Amendola, 2009
60 Drew Hill, 1981
57 Tony Horne, 2000

Season, Rookie

56 Tony Horne, 1998
51 Arlen Harris, 2003
49 David Thompson, 1997

Game

9 Danny Amendola, at Tennessee, 12/13/09
8 Tony Horne, at Kansas City, 10/22/00
Chris Johnson, at Indianapolis, 10/17/05
Derek Stanley, vs. Pittsburgh, 12/20/07
Danny Amendola, vs. Green Bay, 9/27/09
7 Many times, last by Danny Amendola, vs. Atlanta, 11/21/10

Game, Opponent

8 DeRon Jenkins, vs. San Diego, 10/1/00
Bethel Johnson, at Minnesota, 12/31/06
Pierre Thomas, at New Orleans, 11/11/07
7 Tim Dwight, at Atlanta, 10/17/99
Dino Philyaw, vs. New Orleans, 11/28/99
Dino Philyaw, at New Orleans, 12/12/99
Steve Smith, vs. Carolina, 11/11/01
Maurice Morris, vs. Seattle, 10/20/02
Kevin Kasper, vs. Arizona, 12/15/02
6 Many times, last by LaRod Stephens-Howling, vs. Arizona, 12/5/10

Kickoff Return Yards

Career
3,918 Ron Brown, 1984-89, 1991
3,577 Tony Horne, 1998-2000
3,438 Drew Hill, 1979-84

Season
1,618 Danny Amendola, 2009
1,379 Tony Horne, 2000
1,306 Tony Horne, 1998

Season, Rookie
1,306 Tony Horne, 1998
1,175 Arlen Harris, 2003
1,110 David Thompson, 1997

Game
267 Tony Horne, at Kansas City, 10/22/00
229 Derek Stanley, vs. Pittsburgh, 12/20/07
217 Danny Amendola, at Tennessee, 12/13/09

Game, Opponent
304 Tyrone Hughes, at New Orleans, 10/23/94
294 Wally Triplett, vs. Detroit, 10/29/50
252 Steve Smith, vs. Carolina, 11/11/01

Longest Kickoff Return
105t Jon Arnett, vs. Detroit, 10/29/61
Travis Williams, vs. New Orleans, 12/5/71
103t Tom Wilson, at Baltimore, 11/25/56
Tony Horne, vs. Atlanta, 10/15/00
Pharoh Cooper, at Jacksonville, 10/15/17
102t Tony Horne, vs. Atlanta, 11/29/98
102 Benny Cunningham, vs. Tampa Bay, 12/17/15

Longest Kickoff Return, Opponent
105t Abe Woodson, vs. San Francisco, 11/8/53
Stefan Logan, at Detroit, 10/10/10
104t Travis Williams, vs. Green Bay, 12/9/67
103t Russ Craft, vs. Philadelphia, 10/7/50

Kickoff Return Average Yardage

Career (Min. 75 returns)
27.1 Benny Cunningham, 2013-present (95-2,575)
26.3 Ron Brown, 1984-89, 91 (149-3,918)
24.7 Tony Horne, 1998-2000 (143-3,575)
23.8 Woodley Lewis, 1950-55 (109-2,575)

Season (Qualifiers)
33.7 Verda (V.T.) Smith, 1950 (22-742)
32.8 Ron Brown, 1985 (28-918)
31.8 Tom Wilson, 1956 (15-477)

Season, Rookie (Qualifiers)
31.8 Tom Wilson, 1956 (15-477)
28.0 Jon Arnett, 1957 (18-504)
27.1 Ron Waller, 1955 (17-461)

Game (3 returns)
51.7 Tommy Wilson, vs. Green Bay, 12/6/59
51.5 Tony Horne, vs. Atlanta, 11/29/98
50.3 Verda (V.T.) Smith, vs. Detroit, 10/29/50

Game, Opponent (3 returns)
73.5 Wally Triplett, vs. Detroit, 10/29/50
52.7 Abe Woodson, vs. San Francisco, 11/8/53
51.8 Joe Scott, at New York Giants, 11/14/78

Kickoff Return Touchdowns

Career
4 Ron Brown, 1984-89, 1991
Tony Horne, 1998-2000
3 Verda (V.T.) Smith, 1949-53
Cullen Bryant, 1973-82, 1987
2 Jon Arnett, 1957-63

Season
3 Verda (V.T.) Smith, 1950
Ron Brown, 1985
2 Tony Horne, 1999
1 Many times, last by Pharoh Cooper, 2017

Game
†2 Ron Brown, vs. Green Bay, 11/24/85
1 Many times, last by Pharoh Cooper, at Jax, 10/15/17

Game, Opponent
2 Tyrone Hughes, at New Orleans, 10/23/94
Devin Hester, vs. Chicago, 12/11/06
1 Many times, last by Knile Davis, at Kansas City, 10/16/14

Field Goal Returns

Longest Field Goal Return
99t Jerry Williams, vs. Green Bay, 12/16/51

Longest Field Goal Return, Opponent
83t Kevin Ross, vs. Atlanta, 10/12/95

Combined Kick Returns - Most Returns

Career
215 Woodley Lewis, 1950-55
207 Danny Amendola, 2009-12
183 Tavon Austin, 2013-present

Season
97 Danny Amendola, 2009
90 Danny Amendola, 2010
88 Alvin Haymond, 1970
Todd Kinchen, 1995

Combined Kick Returns - Yards Gained

Game
294 Woodley Lewis, at Detroit, 10/18/53
267 Tony Horne, at Kansas City, 10/22/00
262 Dante Hall, at Dallas, 9/30/07

Game, Opponent
347 Tyrone Hughes, at New Orleans, 10/23/94
294 Wally Triplett, vs. Detroit, 10/29/50
267 Steve Smith, vs. Carolina, 11/11/01

Combined Kick Returns - Touchdowns

Career
4 Verda (V.T.) Smith, 1949-53
Woodley Lewis, 1950-55
LeRoy Irvin, 1980-89
Henry Ellard, 1983-91
Ron Brown, 1984-89, 1991
Tony Horne, 1998-2000
3 Jon Arnett, 1957-63
Cullen Bryant, 1973-82, 1987
Eddie Kennison, 1996-1998
2 Fred Gehrke, 1940, 1945-49
Tom Kalmanir, 1949-51
Todd Kinchen, 1992-95
Az-Zahir Hakim, 1998-2001

Combined Net Yardage - Attempts

Includes rushing, receiving, interception returns, kickoff returns, punt returns, and fumble returns.

Career
2,806 Steven Jackson, 2004-12
1,919 Marshall Faulk, 1999-2006
1,648 Eric Dickerson, 1983-87

Season
442 Eric Dickerson, 1983
436 Steven Jackson, 2006
432 Eric Dickerson, 1986

Season, Rookie
442 Eric Dickerson, 1983
320 Jerome Bettis, 1993
250 Todd Gurley II, 2015

Game
44 Jerome Bettis, vs. Chicago, 1/2/94 (ru 39, re 5)
39 Five times, last by Steven Jackson, vs. Washington, 12/24/06 (ru 33, re 6)
38 Jerome Bettis, at Kansas City, 9/25/94 (ru 35, re 2)

Combined Net Yardage - Yards

Career
14,311 Isaac Bruce, 1994-2007
13,538 Steven Jackson, 2004-12
12,732 Torry Holt, 1999-2008

8.0	David (Deacon) Jones, 1961
6.0	Kevin Carter, 1995
5.0	Sean Gilbert, 1992
	Robert Quinn, 2011

Game

5.0	Gary Jeter, at Los Angeles Raiders, 9/18/88
4.5	Kevin Greene, at San Francisco, 12/18/88
4.0	**Aaron Donald, at Washington, 10/11/20**
	Aaron Donald, at San Francisco, 10/21/18
	Sean Gilbert, vs. Pittsburgh, 9/12/93
	Leonard Little, vs. Minnesota, 11/30/03
3.0	**Many Times, last Aaron Donald, at Arizona, 12/23/18**

Game, Opponent

4.0	Edmund Nelson, vs. Pittsburgh, 9/16/84
	Roy Barker, vs. San Francisco, 10/25/98
	Darryl Tapp, at Seattle, 10/21/07
3.0	Many times, last by Chris Clemons, vs. Seattle, 11/20/11

Tackles - Combined Tackles

Career

1,015	James Laurinaitis, 2009-2015
915	Merlin Olsen, 1962-76
897	Jack Reynolds, 1970-80
896	David (Deacon) Jones, 1961-71

Season

193	London Fletcher, 2000
189	London Fletcher, 2001
185	Jim Collins, 1984

Blocked Punts

Career

10	Ed Meador, 1959-70
8	Jack Youngblood, 1971-84
	David (Deacon) Jones, 1961-71
6	Ivory Sully, 1979-84
	Nolan Cromwell, 1977-87

Season

4	Ed Meador, 1964
3	Ed Meador, 1962
	Irv Cross, 1966
	Tony Guillory 1967
	Nolan Cromwell, 1987
2	Cory Littleton, 2018

Team Records

Games Won

Most Consecutive Games Won (Including postseason)
11 1969
8 1952, 1967, 2001, 2018
7 1978, 1985, 1999, 2003

Most Games Won, Season (Regular Season)
14 2001
13 1999, 2018
12 1973, 1975, 1978, 2003, 2018

Most Consecutive Games Won, Season (Including postseason)
11 1969
8 1952, 1967, 2001, 2018
7 1978, 1985, 1999, 2003

Most Consecutive Home Games Won (Regular Season)
15 2002-04
13 1998-2000
11 1973-74, 1976-78

Most Consecutive Road Games Won (Regular Season)
9 2000-02
7 1967-68
1968-69
1975-76
2017-18

Games Lost

Most Consecutive Games Lost (Regular Season)
17 2008-09
12 1937-38, 1959-60
11 1991-92

Most Consecutive Home Games Lost (Regular Season)
14 2008-10
11 1961-63
8 1997-98

Most Consecutive Away Games Lost (Regular Season)
12 1991-92
10 1961-62
9 1956-57, 1964-65, 2008-09

Scoring

Most Points, Season
540 2000
527 2018
526 1999

Most Points, Opponent, Season
471 2000
465 2008
438 2007

Fewest Points, Season
75 1937
116 1941
131 1938

Fewest Points, Opponent, Season
135 1975
136 1945
146 1977

Most Points, Game
70 vs. Baltimore, 10/22/50
65 vs. Detroit, 10/29/50
59 vs. Atlanta, 12/4/76
vs. Atlanta, 11/10/96

Most Points, Opponent, Game
56 at Philadelphia, 10/8/50
at Baltimore, 11/25/56
55 vs. Tampa Bay, 9/19/19
54 at Kansas City, 10/22/00

Most Points, Both Teams, Game
105 Rams 54, Kansas City 51, 11/19/18
97 Rams 70, Baltimore 27, 10/22/50
95 Rams 40, Tampa Bay 55, 9/29/19
89 Rams 52, New York Giants 37, 11/14/48
Rams 65, Detroit 24, 10/29/50

Fewest Points, Both Teams, Game
6 Many times, last at New Orleans 6, Rams 0, 11/9/86
7 vs. Chicago Cardinals 7, Rams 0, 11/23/41
at Chicago Cardinals 7, Rams 0, 9/13/42
9 at Green Bay 6, Rams 3, 11/14/65
Rams 9, at Cleveland 0, 11/27/77

Most Points Overcome to Win Game
24 at Tampa Bay, 12/6/92, (trailed 3-27, won 31-27)
22 at Green Bay, 10/12/52, (trailed 6-28, won 30-28)
21 at Green Bay, 11/17/57, (trailed 3-24, won 31-27)
at Houston, 11/27/05, (trailed 3-24, won 33-27)

Most Points, Opponent, Overcome to Win Game
23 at Green Bay, 9/12/82, (trailed 23-0, won 35-23)
21 vs. Denver, 12/12/82, (trailed 21-0, won 27-24)
vs. Dallas, 9/21/14, (trailed 21-0, won 34-31)
18 vs. New Orleans, 10/28/01, (trailed 24-6, won 34-31)

Most Points Overcome to Tie Game
28 vs. Philadelphia, 10/3/48, (trailed 0-28, tied 28-28)
17 at Chicago Cardinals, 11/15/53, (trailed 17-0, tied 24-24)
14 at Chicago Bears, 10/13/46, (trailed 24-10, tied 24-24)
at Chicago Cardinals, 11/20/49, (trailed 28-14, tied 28-28)
at Minnesota, 11/25/62 ,(trailed 24-10, tied 24-24)

Most Points, First Half
44 vs. Green Bay, 9/21/80
38 vs. Green Bay, 9/24/89
vs. Oakland, 11/30/14
36 vs. St. Louis, 12/15/85

Most Points, Opponent, First Half
42 at Baltimore, 11/25/56
40 at New York Jets, 11/9/08
38 at San Francisco, 10/28/51

Most Points, Both Teams, First Half
55 vs. New York Yanks, 11/18/51 (Rams 34, Yanks 21)
vs. Detroit, 10/30/60 (Rams 34, Lions 21)
51 vs. Green Bay, 9/21/80 (Rams 44, Packers 7)
50 vs. Atlanta, 10/15/00 (Rams 29, Falcons 21)

Most Points, Second Half
41 vs. Detroit, 10/29/50
38 vs. Chicago, 11/4/51
35 vs. Baltimore, 10/22/50
vs. Green Bay, 12/3/50
vs. Atlanta, 12/4/76

Most Points, Opponent, Second Half
35 vs. Minnesota, 11/17/72
at Green Bay, 9/12/82
33 vs. St. Louis, 9/23/60
31 vs. Cleveland, 10/7/51
vs. San Francisco, 10/23/83
vs. Green Bay, 9/24/89

Most Points, Both Teams, Second Half
59 vs. Kansas City, 11/19/18 (Rams 31, Chiefs 28)
56 vs. Minnesota, 11/17/72 (Vikings 35, Rams 21)
55 vs. Detroit, 10/29/50 (Rams 41, Lions 14)
at New York Giants, 11/19/50 (Giants 28, Rams 27)

Most Points, First Quarter
26 vs. Green Bay, 12/12/53
24 vs. Seattle, 10/31/76
vs. New England, 11/2/80
21 Many times, last vs. Oakland, 11/30/14

Most Points, Opponent, First Quarter
28 at Oakland, 10/29/72
21 Twice, last vs. Baltimore, 9/25/11
20 at Kansas City, 10/22/00

Most Points, Both Teams, First Quarter
34 vs. Baltimore, 10/22/50 (Rams 21, Colts 13)
33 vs. Green Bay, 12/12/53 (Rams 26, Packers 7)
28 vs. New Orleans, 12/5/72 (Rams 21, Saints 7)
at Oakland, 10/29/72 (Raiders 28, Rams 0)
vs. Dallas, 10/19/08 (Rams 21, Cowboys 7)
vs. Chicago, 11/24/13 (Rams 21, Bears 7)

Most Points, Second Quarter
37 vs. Green Bay, 9/21/80
28 at New Orleans, 10/7/79

at Atlanta, 12/9/79
vs. Green Bay, 9/24/89
vs. Indianapolis, 12/30/01
24 vs. Green Bay, 12/14/58
vs. Detroit, 10/30/60
vs. Pittsburgh, 9/22/68

Most Points, Opponent, Second Quarter
28 Many times, last at San Francisco, 11/16/08
24 vs. Arizona, 11/2/08
23 vs. Minnesota, 12/16/12
Most Points, Both Teams, Second Quarter
45 vs. Detroit, 10/30/60 (Rams 24, Lions 21)
44 vs. Green Bay, 9/21/80 (Rams 37, Packers 7)
42 at Detroit, 10/12/58 (Rams 21, Lions 21)
Most Points, Third Quarter
*41 vs. Detroit, 10/29/50
28 vs. Chicago Cards, 11/11/51
21 Many times, last vs. Houston, 11/12/17
Most Points, Opponent, Third Quarter
25 vs. New Orleans, 10/28/01
21 Many times, last at Dallas, 9/30/07
20 Three times, last vs. San Francisco, 10/22/95
Most Points, Both Teams, Third Quarter
48 vs. Detroit, 10/29/50 (Rams 41, Lions 7)
31 at New York Giants, 11/14/48 (Giants 21, Rams 10)
at Chicago, 11/3/86 (Rams 17, Bears 14)
28 Many times, last at Cleveland, 12/12/90
(Rams 14, Browns 14)
Most Points, Fourth Quarter
28 vs. Chicago, 10/26/52
vs. San Francisco, 12/30/02
24 at Green Bay, 10/12/52
at Green Bay, 10/18/59
at Atlanta, 11/19/67
21 Many times, last vs. New Orleans, 10/23/05
Most Points, Opponent, Fourth Quarter
28 vs. San Francisco, 10/23/83
23 at Oakland, 12/18/82
22 vs. Arizona, 11/20/05
at New Orleans, 11/11/07
Most Points, Both Teams, Fourth Quarter
38 at New York Yanks, 11/19/50 (Yanks 21, Rams 17)
35 vs. Minnesota, 11/17/72 (Vikings 21, Rams 14)
vs. San Francisco, 10/23/83 (49ers 28, Rams 7)
vs. Kansas City, 11/19/18 (Chiefs 21, Rams 14)

Touchdowns

Most Touchdowns, Season
67 2000
66 1999
64 1950
Fewest Touchdowns, Season
10 1937
16 1941
17 2009
Most Touchdowns, Game
†10 vs. Baltimore, 10/22/50
9 vs. Detroit, 10/29/50
8 Five times, last vs. Atlanta 11/10/96
Most Touchdowns, Opponents, Game
8 at Philadelphia, 10/8/50
at Baltimore, 11/25/56
7 at San Francisco, 12/27/87
at Kansas City, 10/22/00
at Kansas City, 12/8/02
at New Orleans, 11/27/16
vs. Kansas City, 11/19/18
6 Many times, last vs. Tampa Bay, 9/29/19
Most Touchdowns, Both Teams, Game
14 vs. Baltimore, 10/22/50 (Rams 10, Colts 4)
vs, Kansas City, 11/19/18 (Rams 7, Chiefs 7)
12 at New York Giants, 11/14/48 (Rams 7, Giants 5)
vs. Washington, 12/11/49 (Rams 8, Redskins 4)
vs. Detroit, 10/29/50 (Rams 9, Lions 3)
at Kansas City, 10/22/00 (Chiefs 7, Rams 5)
11 Six times, last vs. San Francisco, 10/23/83 (49ers 6, Rams 5)

Point After Touchdown

Most Points After Touchdowns, Season
64 1999
59 1950
58 2000, 2001

Most Points After Touchdowns, Game
*10 vs. Baltimore, 10/22/50
8 vs. Detroit, 10/29/50
vs. San Francisco, 11/9/58
vs. Atlanta, 11/10/96
7 Many times, last vs. Oakland, 11/30/14
Most Points After Touchdowns, Opponent, Game
8 at Philadelphia, 10/8/50
at Baltimore, 11/25/56
7 at San Francisco, 12/27/87
at Kansas City, 12/8/02
at New Orleans, 11/27/16
6 Many times, last vs. Kansas City, 11/19/18

Two-Point Conversions

Most Two-Point Conversions, Season
5 2012, 2018
4 1998, 2000, 2004
3 2013, 2018
2 1994, 1995, 1996, 1999, 2001, 2005
Most Two-Point Conversions, Opponents, Season
7 1997
3 1994, 2000
2 1988, 2007, 2015
Most Two-Point Conversions, Game
*4 vs. Atlanta, 10/15/00
3 vs. Arizona 9/16/18
Most Two-Point Conversions, Opponent, Game
2 at New Orleans, 11/11/07
1 Many times, last vs. San Francisco, 12/30/18
Most Two-Point Conversion Attempts, Season
9 2000
6 1995, 2012
5 1994, 2018
Most Two-Point Conversion Attempts, Opponent, Season
8 1997
6 2000
4 1994, 2007

Field Goals

Most Field Goals Attempted, Season
49 1966
47 1973
45 1970
Most Field Goals Attempted, Opponent, Season
39 2007
38 2010
37 1993, 2011, 2012
Most Field Goals Attempted, Game
7 vs. Detroit, 12/9/51
vs. Denver, 9/10/06
at Dallas, 10/1/17
6 Many times, last at New Orleans, 11/26/72
5 Many times, last vs. New Orleans, 11/26/17
Most Field Goals Attempted, Opponent,Game
7 vs. Baltimore, 12/4/54
vs. Minnesota, 11/5/89
6 Many times, last vs. New Orleans, 9/26/04
5 Many times, last at Baltimore, 11/22/15
Most Field Goals Made, Game
7 at Dallas, 10/1/17
6 vs. Denver, 9/10/06
5 vs. Detroit, 12/9/51
vs. San Diego, 10/1/00
vs. Denver, 11/16/14
4 Many times, last vs. New Orleans, 11/26/17
Most Field Goals Made, Opponent, Game
7 vs. Minnesota, 11/5/89
5 vs. Dallas, 12/21/87
vs. New Orleans, 9/26/04

*NFL Record
† Ties NFL Record

at Baltimore, 10/14/07
vs. Minnesota, 12/16/12
4 Many times, last at Tampa Bay, 10/24/10

Safeties

Most Safeties, Game
*3 vs. New York Giants, 9/30/84
2 vs. Green Bay, 10/21/73
2 at Arizona, 11/6/11
1 Many times, last at Pittsburgh, 11/10/19

Most Safeties, Game, Opponent
2 at San Francisco, 9/8/96
1 Many times, last at Chicago, 12/9/18

First Downs

Most First Downs, Season
401 2018
380 2000
357 2001

Most First Downs, Opponent, Season
337 2013
333 1994
2009
329 1996

Fewest First Downs, Season
88 1937
101 1938
103 1942

Fewest First Downs, Opponent, Season
116 1944
124 1939
129 1945

Most First Downs, Game
38 vs. New York Giants, 11/13/1966
36 vs. Tampa Bay, 9/29/2019
34 vs. New York Yanks, 9/28/1951
vs. Arizona, 9/28/2003

Most First Downs, Opponent, Game
36 vs. Jacksonville, 10/20/1996
32 at San Francisco, 11/20/94
31 at New Orleans, 11/4/2018
31 vs. Baltimore, 11/25/2019

Most First Downs, Both Teams, Game
58 vs. Chicago Bears, 10/24/54 (Rams 30, Bears 28)
57 at New York Yanks, 11/19/50 (Rams 32, Yanks 25)
55 vs. Buffalo, 12/10/95 (Bills 28, Rams 27)
vs. Minnesota, 12/10/00 (Rams 32, Vikings 23)

Fewest First Downs, Game
2 vs. Washington, 11/21/37
3 Four times, last at Detroit, 9/24/40
4 Four times, last at Detroit, 12/14/69

Fewest First Downs, Opponent, Game
1 at Seattle, 11/4/79
2 vs. Atlanta, 9/23/73
4 vs. Chicago Cardinals, 9/17/38
vs. Chicago Cardinals, 10/22/39

Fewest First Downs, Both Teams, Game
12 vs. Chicago Cards, 10/3/37 (Rams 3, Cardinals 9)
13 at Detroit, 10/15/44 (Rams 7, Lions 7)
15 Many times, last at San Francisco, 11/21/76 (Rams 8, 49ers 7)

Most First Downs, Rushing, Season
177 1973
148 1983
144 1980

Fewest First Downs, Rushing, Season
†36 1942
51 1944
61 1982

Fewest First Downs, Rushing, Opponent, Season
53 1999
63 1966
64 1966, 1970

Most First Downs, Rushing, Game
21 at New Orleans, 11/25/73
19 vs. Atlanta, 12/4/76
18 Three times, last at Seattle, 11/4/79

Most First Downs, Rushing, Game, Opponent
20 at Washington, 11/25/51
18 vs. New Orleans, 12/16/79
vs. Detroit, 9/7/80
17 Twice, last vs. Baltimore, 11/25/2019

Fewest First Downs, Rushing, Game
0 at San Francisco, 12/6/64
vs. New York Jets, 11/15/70
at Detroit, 11/17/91
at Kansas City, 12/8/02

Fewest First Downs, Rushing, Opponent, Game
0 Many Times, last at Indianapolis, 11/10/13
1 Many Times, last vs. Arizona, 9/16/18
2 Many times, last vs. Oakland, 11/30/14

Most First Downs, Passing, Season
247 2000
236 2001
2018

Most First Downs, Passing, Opponent, Season
203 2013
198 1944
197 2012

Fewest First Downs, Passing, Season
23 1937
43 1944
44 1941

Fewest First Downs, Passing, Opponent, Season
28 1937
41 1938, 1944
43 1939

Most First Downs, Passing, Game
27 vs. Tampa Bay, 9/29/19
23 vs. Minnesota, 12/16/12
22 at New York Giants, 10/2/05
21 Many times, last vs. Kansas City, 11/19/18

Most First Downs, Opponent, Passing,Game
24 vs. Jacksonville, 10/20/96, vs. New Orleans 12/15/13
23 at Detroit Lions, 9/9/12
22 vs. Minnesota, 9/27/18

Fewest First Downs, Passing, Game
0 at San Francisco, 10/10/71
1 Many times, last vs. SF, 10/13/18
2 Many times, last at New Orleans, 9/15/91

Fewest First Downs, Passing, Opponent, Game
0 at Pittsburgh, 11/13/49
vs. Atlanta, 9/23/73
1 Many times, last at Seattle, 11/4/79
2 Many times, last vs. Atlanta, 10/26/86

Most First Downs, Penalty, Season
36 1998
35 2013
31 1990, 2018
29 1981, 2010, 2011, 2017, 2018

Most First Downs, Penalty, Opponent, Season
47 2013
40 2016
36 2018

Fewest First Downs, Penalty, Season
5 1953
6 1938
7 1940, 1942

Fewest First Downs, Penalty, Opponent, Season
4 1938, 1940
5 1937
6 1944

Net Yards Gained - Rushing/Passing

Most Yards Gained, Season
7,075 2000
6,738 2018
6,690 2001

Most Yards Gained, Opponent, Season
5,965 2009
5,950 2008
5,885 2015

Fewest Yards Gained, Season
1,794 1937

2,253 1938
2,286 1941

Fewest Yards Gained, Opponent, Season
2,519 1945
2,717 1937
2,785 1939

Most Yards Gained, Game
735 vs. New York Yanks, 9/28/51
614 vs. San Diego, 10/1/00
613 at New York Yanks, 11/19/50

Most Yards Gained, Opponent, Game
582 vs. Cincinnati, 10/7/90
574 at Baltimore, 11/25/56
546 vs. Kansas City, 11/19/18

Most Yards Gained, Both Teams, Game
*1,113 at New York Yanks, 11/19/50 (Rams 636, Yanks 497)
1,001 vs. Kansas City, 11/19/18 (Rams 455, Chiefs 546)
995 vs. San Diego, 10/1/00 (Rams 614, Chargers 381)

Fewest Yards Gained, Game
58 at Chicago Bears, 11/29/42
81 vs. Chicago Cards, 10/3/37
86 vs. Washington, 11/21/37

Fewest Yards Gained, Opponent, Game
*-7 at Seattle, 11/4/79
63 vs. Green Bay, 10/21/73
68 at Chicago Cards, 10/22/39

Most Consecutive Games, 300 or More Yards
30 2000-02
29 1949-51
22 1999-00

Rushing Attempts

Most Rushing Attempts, Season
659 1973
621 1977
615 1980

Most Rushing Attempts, Game
65 at Minnesota, 9/19/76
63 at Seattle, 11/4/79
61 vs. New Orleans, 10/16/77

Rushing Yards

Most Yards Gained Rushing, Season
2,925 1973
2,864 1984
2,799 1980

Most Yards Gained Rushing, Opponent, Season
2,475 2008
2,440 1961
2,427 2011

Fewest Yards Gained Rushing, Season
798 1938
875 1942
929 1941

Fewest Yards Gained Rushing, Opponent, Season
1,119 1967
1,189 1999
1,202 1982

Most Yards Gained Rushing, Game
371 at New York Yanks, 11/18/51
340 at New Orleans, 11/25/73
337 vs. Carolina, 11/11/01

Most Yards Gained Rushing, Opponent, Game
352 at Washington, 11/25/51
330 at Cleveland, 11/24/57
vs. Detroit, 9/7/80
307 vs. New Orleans, 11/18/81

Most Yards Gained Rushing, Both Teams, Game
*595 vs. New York Yanks, 11/18/50 (Rams 371, Yanks 224)
548 vs. Minnesota, 11/5/61 (Rams 295, Vikings 253)
506 at Green Bay, 10/22/44 (Packers 294, Rams 212)

Fewest Yards Gained Rushing, Game
-29 at Washington, 10/11/42
6 vs. Arizona, 11/20/05
10 at Chicago Bears, 11/29/42

Fewest Yards Gained Rushing, Opponent, Game
1 vs. Chicago Bears, 10/26/52
6 vs. New York Giants, 11/12/89
8 vs. New York Giants, 9/30/84

Fewest Yards Gained Rushing, Both Teams, Game
62 at San Francisco, 12/6/64 (Rams 15, 49ers 47)
78 at Detroit, 11/7/99 (Rams 57, Detroit 21)
82 vs. New Orleans, 9/6/98 (Rams 47, New Orleans 35)

Rushing Touchdowns

Most Touchdowns Rushing, Season
28 1950
26 2000
24 1954

Most Touchdowns Rushing, Opponent, Season
26 1961, 2008
24 2009
22 1992, 1996, 2005

Most Touchdowns, Rushing, Game
7 vs. Atlanta, 12/4/76
6 vs. New York Yanks, 11/18/51
5 vs. Chicago, 10/24/54
at Detroit, 10/12/58
vs. Minnesota, 12/10/00

Most Touchdowns, Rushing, Opponent, Game
6 vs. Cleveland, 11/24/57
5 vs. Detroit, 10/30/60
vs. Detroit, 9/7/80
at Pittsburgh, 11/3/96
4 Many times, last at Indianapolis, 10/17/05

Most Touchdowns Rushing, Both Teams, Game
8 vs. New York Yanks, 11/18/51 (Rams 6, Yanks 2)
7 at Cleveland, 11/24/57 (Rams 1, Browns 6)
at Detroit, 10/12/58 (Rams 5, Lions 2)
vs. Atlanta, 12/4/76 (Rams 7, Falcons 0)
vs. Detroit, 9/7/80 (Rams 2, Lions 5)
6 Many times, last at Tampa Bay, 12/18/00 (Rams 3, Buccaneers 3)

Passing Attempts

Most Passes Attempted, Season
635 2002
632 **2019**
1995

Fewest Passes Attempted, Season
168 1937
199 1945
208 1944

Most Passes Attempted, Game
62 at New York Giants, 10/2/05
61 vs. Buffalo, 12/10/95
56 at San Francisco, 9/11/05

Most Passes Attempted, Opponent, Game
64 vs. Philadelphia, 11/6/49
58 at Arizona, 9/29/96
vs. Atlanta, 12/2/07
at Tampa Bay, 9/25/16

Most Passes Attempted, Both Teams, Game
97 vs. Chicago, 12/26/99 (Bears 55, Rams 42)
at New York Giants, 10/2/05 (Rams 62, Giants 35)
96 vs. Cardinals, 9/12/10 (Cardinals 41, Rams 55)
95 vs. Kansas City, 11/19/18 (Rams 49, Chiefs 46)

Fewest Passes Attempted, Game
4 vs. Detroit, 9/10/37
6 vs. Chicago Cards, 11/5/39
at New York Giants, 11/10/40
8 vs. Chicago Bears, 10/9/38
at San Francisco, 11/21/76

Fewest Passes Attempted, Opponent, Game
†0 vs. Detroit, 9/10/37
at Pittsburgh, 11/13/49
6 at Brooklyn, 9/20/39
7 vs. Chicago Cards, 11/5/39
vs. Baltimore, 12/18/65

Fewest Passes Attempted, Both Teams, Game
4 vs. Detroit, 9/10/37 (Rams 4, Lions 0)
24 vs. Atlanta, 9/23/73 (Rams 15, Falcons 9)
25 Many times, last at Pittsburgh, 11/13/49 (Rams 25, Steelers 0)

Passing Completions

Most Passes Completed, Season
408 2002
392 2005
380 2000

Most Passes Completed, Game
56 vs. Tampa Bay, 9/29/19
40 at New York Giants, 10/2/05
36 vs. San Diego, 11/10/02
35 vs. San Francisco, 10/27/85
at Seattle, 9/10/00
at Green Bay, 11/29/04
vs. Minnesota, 12/16/12
vs. Philadelphia, 12/16/18

Most Passes Completed, Opponent, Game
37 at New York Jets, 9/25/83
vs. Jacksonville, 10/20/96
at Arizona, 9/29/96
36 vs. New England, 11/16/86
vs. Chicago, 11/24/13
at Tampa Bay, 9/25/16
vs. Minnesota, 9/27/18

Most Passes Completed, Both Teams, Game
73 vs. Tampa Bay, 9/29/19 (Rams 45, Bucs 28)
65 at Atlanta, 9/15/13 (Falcons 31, Rams 24)
64 vs. Kansas City, 11/19/18 (Rams 31, Chiefs 33)

Fewest Passes Completed, Game
1 Many times, last at New York Giants, 11/10/40
2 at San Francisco, 10/10/71
3 Many times, last at San Francisco, 11/21/76

Fewest Passes Completed, Opponent, Game
†0 vs. Pittsburgh, 11/13/49
2 Many times, last at Seattle, 11/4/79
3 Many times, last at Chicago, 9/24/72

Fewest Passes Completed, Both Teams, Game
1 vs. Detroit, 9/10/37 (Rams 1, Lions 0)
4 vs. Chicago Bears, 10/9/38 (Rams 1, Bears 3)
6 vs. Chicago Cards, 10/3/37 (Rams 3, Cardinals 3)
vs. Pittsburgh, 10/29/39 (Rams 1, Steelers 5)

Passing Yards

Most Yards Gained, Passing, Season
5,492 2000
4,903 2001
4,730 2018

Most Yards Gained, Passing, Opponent, Season
4,106 2018
4,085 2000
4,024 1989

Fewest Yards Gained, Passing, Season
839 1937
1,261 1944
1,352 1941

Fewest Yards Gained, Passing, Opponent, Season
883 1937
1,248 1938
1,249 1939

Most Yards Gained, Passing, Game
541 vs. New York Yanks, 9/28/51
517 vs. Tampa Bay, 9/29/19
506 vs. Chicago, 12/26/82

Most Yards Gained, Passing, Opponent, Game
483 vs. Cincinnati, 10/7/90
478 vs. Kansas City, 11/19/18
475 vs. San Francisco, 11/28/93

Most Yards Gained, Passing, Both Teams, Game
902 vs. Tampa Bay, 9/29/19 (Rams 517, Bucs 385)
891 vs. Kansas City, 11/19/18 (Rams 413, Chiefs 478)
887 vs. Minnesota, 9/27/18 (Rams 465, Vikings 422)

Fewest Yards Gained, Passing, Game
-18 at San Francisco, 10/10/71
-5 at Dallas Texans, 11/9/52
18 vs. Pittsburgh, 10/29/39

Fewest Yards Gained, Passing, Opponent, Game
-30 at Seattle, 11/4/79
-1 at Green Bay, 10/13/74
0 vs. Detroit, 9/10/37
at Pittsburgh, 11/13/49

Fewest Yards Gained, Passing, Both Teams, Game
20 vs. Detroit, 9/10/37 (Rams 20, Lions 0)
28 at Dallas Texans, 11/9/52 (Rams -5, Texans 33)
44 at San Francisco, 11/21/76 (Rams 26, 49ers 18)

Passing Completions Percentage

Highest Completion Percentage, Season
68.8 2001
66.2 2012
65.4 2005

Highest Completion Percentage, Opponent, Season
68.1 2013
66.8 2015
65.7 2012
65.1 2018

Highest Completion Percentage, Game (10 att.)
88.9 at San Francisco, 11/7/54
87.0 vs. San Francisco, 10/10/99
86.3 vs. Seattle, 10/19/14

Highest Completion Percentage, Opponent,Game (10 att.)
91.3 vs. Cleveland, 12/26/93
85.7 at Kansas City, 10/27/14
84.3 at Arizona, 12/9/13

Passes Had Intercepted

Fewest Passes Had Intercepted, Season
7 1969, 2017
8 2006
10 2011

Most Passes Had Intercepted, Season
35 1941
34 1938
32 1981

Most Passes Had Intercepted, Game
7 Many times, last vs. Detroit, 10/26/58
6 Many times, last at Carolina, 12/12/04
5 Many times, last at Tennessee, 12/13/09

Passing Touchdowns

Most Touchdowns, Passing, Season
42 1999
37 2000, 2001
32 2018

Most Touchdowns, Passing, Game
6 vs. New York Bulldogs, 11/27/49
vs. Washington, 12/11/49
vs. Detroit, 10/29/50
5 Many times, last vs. Minnesota, 9/27/18
4 Many times, last vs. San Francisco, 12/30/18

Most Touchdowns, Passing, Opponent, Game
6 vs. Kansas City, 11/19/18
5 vs. St. Louis, 9/23/60
vs. Chicago, 10/13/63
vs. Miami, 12/14/86
at San Francisco, 12/27/87
at New Orleans, 11/27/16
4 Many times, last at New Orleans, 11/4/18

Sacks

Most Sacks, Season
57 1999
56 1980, 1985, 1988
53 1970, 2013

Fewest Sacks, Season
17 1991
18 1982
22 2019
25 2009

Most Sacks, Game
10 vs. Atlanta, 9/28/69
vs. San Diego, 10/4/70
9 Many times, last vs. Arizona, 10/4/12
8 Three times, last vs. Minnesota, 11/30/03

Most Sacks, Opponent, Game
11 at Baltimore, 11/22/64

10 at San Francisco, 12/6/74
vs. San Francisco, 10/11/76
9 at New Orleans, 12/1/85

Most Sacks, Both Teams, Game
16 at Baltimore, 11/22/64 (Rams 5, Colts 11)
14 at New Orleans, 10/24/76 (Rams 9, Saints 5)
13 vs. Tampa Bay, 11/5/78 (Rams 9, Buccaneers 4)

Interceptions

Most Interceptions, Season
38 1952
32 1967, 1976
31 1950, 1955

Most Interceptions, Game
7 vs. Detroit, 11/26/44
vs. Green Bay, 11/11/45
at Chicago Bears, 10/9/49
vs. San Francisco, 10/18/64
6 at Pittsburgh, 12/4/38
at New York Yanks, 11/19/50
at Dallas, 11/9/52
at Kansas City, 10/20/85
at Atlanta, 12/15/96
5 Many times, last at Tennessee, 12/13/09

Interception Return Yards Gained

Most Yards, Season
712 1952
567 1999
546 1980

Most Yards, Opponent, Season
518 1952
497 1995
492 2002

Fewest Yards, Season
5 1959
15 1938
24 1939

Fewest Yards, Opponent, Season
27 1938
40 1969
61 1939

Most Yards, Game
314 vs. San Francisco, 10/18/64
225 vs. Green Bay, 9/21/80
177 vs. Jacksonville, 10/20/96

Most Yards, Opponent, Game
182 vs. Dallas Texans, 11/2/52
171 at San Francisco, 11/26/95
149 at Chicago, 10/11/64

Most Yards, Both Teams, Game
338 vs. San Francisco, 10/18/64 (Rams 314, 49ers 24)
308 vs. Dallas Texans, 11/2/52 (Rams 126, Texans 182)
244 vs. Detroit, 11/1/53 (Rams 129, Lions 115)

Most Touchdowns By Interceptions, Both Teams, Game
3 vs. Detroit, 11/1/53 (Rams 2, Lions 1)
at Arizona, 12/30/07 (Rams 1, Cardinals 2)
2 Many times, last vs. Indianapolis, 9/10/17 (Rams 2)

Punting

Most Punts, Season
106 2011
98 1986
2016
96 2015

Most Punts, Opponents, Season
108 1979
104 1978
96 1986
2016

Most Punts, Game
12 vs. Chicago Bears, 10/9/38
vs. Green Bay, 11/26/39
at New York, 11/10/40
at San Francisco, 11/21/76
11 Many times, last at San Francisco, 1/3/10
10 Many times, last at San Francisco, 9/12/16

Most Punts, Opponent, Game
14 vs. New York Yanks, 9/28/51
12 Three times, last vs. Chicago Cardinals, 11/23/41
11 Many times, last at Seattle, 11/4/79

Average Punt Yardage

Highest Average Distance, Punting, Season
49.6 2008
47.9 2015, 2017
47.8 2016

Highest Average Distance, Punting, Game (4 punts)
56.9 vs. Arizona, 10/4/12
56.4 vs. Philadelphia, 12/10/17
56.2 vs. Buffalo, 9/28/08

Highest Avg. Distance, Punting, Opponent, Game (4 punts)
57.3 at Chicago Bears, 11/16/52
55.8 at Detroit, 10/10/54
55.3 at Washington, 10/26/41

Punt Returns

Most Punt Returns, Season
67 1978
62 1970
58 1969, 1979

Most Punt Returns, Opponents, Season
60 1963, 1997
59 1979
58 1998

Fewest Punt Returns, Season
14 1961
19 1993
22 1982

Fewest Punt Returns, Opponent, Season
12 2018
17 2001
22 1972

Most Punt Returns, Game
8 Many times, last at San Francisco, 10/25/81
7 Many times, last vs. Atlanta, 12/11/16
6 Many times, last vs. San Francisco, 9/7/97

Most Punt Returns, Opponent, Game
9 vs. Baltimore, 11/22/64
vs. Minnesota, 12/2/79
at Philadelphia, 9/7/08
8 at Detroit, 9/27/42
at Chicago Bears, 11/29/42
7 Many times, last vs. Seattle, 11/20/11

Most Punt Returns, Both Teams, Game
15 at Detroit, 9/27/42 (Rams 7, Lions 8)
at Baltimore, 11/27/66 (Rams 8, Colts 7)
14 at Atlanta, 9/12/76 (Rams 7, Falcons 7)
13 vs. Chicago, 11/23/75 (Rams 7, Bears 6)
at Atlanta, 9/18/77 (Rams 8, Falcons 5)
at Tampa Bay, 9/23/79 (Rams 7, Buccaneers 6)
vs. Minnesota, 12/2/79 (Rams 4, Vikings 9)

Most Touchdowns, Punt Returns, Season
3 1981
2 1947, 1949, 1952, 1984, 1992, 1996
1 1998, 1999, 2000, 2007, 2011, 2013, 2014, 2015

Most Touchdowns, Punt Returns, Opponent, Season
3 1951, 1994
2 1993, 2002, 2003, 2011

Most Touchdowns, Punt Returns, Game
†2 Twice, at Atlanta, 10/11/81, vs. Atlanta, 12/27/1992
vs. Atlanta, 12/27/92

Most Touchdowns, Punt Returns, Game, Opponent
2 at Detroit, 10/14/51
1 Many times, last vs. San Francisco, 12/26/10

Fair Catches

Most Fair Catches, Season
25 1998, 1999, 2011
24 1989, 2011
23 1997, 2005, 2019

Most Fair Catches, Opponent, Season

40 2016
30 1968, 1986
28 2011
25 2015

Most Fair Catches, Game
4 Many times, last vs. Seattle, 11/20/11
3 Many times, last at New York Jets, 11/13/16
2 Many times, last vs. Miami, 11/20/16

Most Fair Catches, Opponent, Game
7 at San Francisco, 9/12/16
5 Four times, last at San Francisco, 11/14/10
4 Many times, last at Pittsburgh, 12/2/11

Most Fair Catches, Both Teams, Game
10 at San Francisco, 9/12/16 (Rams 3, 49ers 7)
8 at Baltimore, 11/8/71 (Rams 3, Colts 5)
7 Many times, last at SF, 11/14/10 (Rams 2, 49ers 5)

Punt Return Yards Gained

Most Yards, Punt Returns, Season
711 1978
676 1981
640 1947

Most Yards, Punt Returns, Opponent, Season
681 1963
652 1998
637 1994

Fewest Yards, Punt Returns, Season
79 2013
102 1993
129 1960
143 2004

Fewest Yards, Punt Returns, Opponent, Season
55 1972
67 1971
104 2018

Most Yards, Punt Returns, Game
219 at Atlanta, 10/11/81
166 at San Francisco, 10/25/81
147 at Cincinnati, 10/3/99

Most Yards, Punt Returns, Opponents, Game
155 vs. Washington, 9/21/63
148 at Buffalo, 11/21/04
141 at Green Bay, 10/9/94

Most Yards, Punt Returns, Both Teams, Game
*282 at Atlanta, 10/11/81 (Rams 219, Falcons 63)
198 at Chicago Bears, 10/10/48 (Rams 69, Bears 129)
189 at Kansas City, 12/8/02 (Rams 94, Chiefs 95)

Kickoff Returns

Most Kickoff Returns, Season
84 2004
82 2007
80 2008

Most Kickoff Returns, Opponent, Season
86 2001
85 1999
84 1989

Fewest Kickoff Returns, Season
26 1945
33 1977
34 1975, 2015

Fewest Kickoff Returns, Opponent, Season
19 1941
22 2016
23 2017

Most Kickoff Returns, Game
9 vs. New Orleans, 10/28/01
at Tennessee, 12/13/09
at Detroit, 10/10/10
8 Many times, last vs. Pittsburgh, 12/20/07
7 Many times, last vs. Atlanta, 11/21/10

Most Kickoff Returns, Opponent, Game
9 vs. San Diego, 10/1/00
8 Many times, last vs. Green Bay, 9/27/09
7 Many times, last vs. Indianapolis, 10/25/09

Most Kickoff Returns, Both Teams, Game
15 vs. New Orleans, 10/28/01 (Rams 9, Saints 6)
14 vs. Chicago Bears, 10/24/54 (Rams 7, Bears 7)
at San Francisco, 11/7/54 (Rams 7, 49ers 7)
at New Orleans, 10/23/94 (Rams 7, Saints 7)
vs. San Diego, 10/1/00 (Rams 5, Chargers 9)
at Kansas City, 10/22/00 (Rams 8, Chiefs 6)

Kickoff Return Yards Gained

Most Yards, Kickoff Returns, Season
1,938 2007
1,764 2009
1,761 2008

Most Yards, Kickoff Returns, Opponent, Season
2,194 2001
2,115 1999
1,888 2000

Fewest Yards, Kickoff Returns, Season
448 1945
690 1949
705 1977

Fewest Yards, Kickoff Returns, Opponent, Season
430 2016
463 1941
520 2017

Most Yards, Kickoff Returns, Game
267 at Kansas City, 10/22/00
254 vs. Chicago, 10/13/63
239 vs. St. Louis, 11/14/76

Most Yards, Kickoff Returns, Opponent, Game
362 vs. Detroit, 10/29/50
304 at New Orleans, 10/23/94
263 at New York Giants, 11/11/48

Most Yards, Kickoff Returns, Both Teams, Game
560 vs. Detroit, 10/29/50 (Rams 198, Lions 362)
501 at New Orleans, 10/23/94 (Rams 197, Saints 304)
384 at New York Giants, 11/14/48 (Rams 121, Giants 263)

Most Touchdowns, Kickoff Returns, Season
3 1950, 1985
2 1999
1 1998, 2000, 2005, 2017

Most Touchdowns, Kickoff Returns, Opponent, Season
2 1950, 1964, 1967, 1981, 1994, 2001, 2002, 2003, 2006, 2007
1 Many times, last in 2009

Most Touchdowns, Kickoff Returns, Game
2 vs. Green Bay, 11/24/85
1 Many times, last vs. Jacksonville, 10/15/17

Most Touchdowns, Kickoff Returns, Game, Opponent
2 at New Orleans, 10/23/94
vs. Chicago, 12/11/06
1 Many times, last at Detroit, 10/10/10

Fumbles

Most Fumbles, Season
42 1996
40 1964, 1965
39 1978, 1986

Most Fumbles, Opponent, Season
42 1996
40 1964, 1965
39 1978, 1986

Fewest Fumbles, Season
14 2010
17 1960, 2018
18 2008

Fewest Fumbles, Opponent, Season
13 1956
15 1974, 1982, 1994
16 1998

Most Fumbles, Game
8 vs. Detroit, 10/31/65
7 Many times, last vs. New Orleans, 12/16/79
6 Many times, last at New York Giants, 9/7/03

Most Fumbles, Opponent, Game
8 at Chicago Cards, 11/27/38
7 Many times, last vs. Arizona, 12/9/10
6 Many times, last at Green Bay, 9/4/88

Most Fumbles, Both Teams, Game

14 at Chicago Bears, 11/24/40 (Rams 7, Bears 7)
12 at Chicago Bears, 9/15/39 (Rams 6, Bears 6)
at Chicago Bears, 11/16/52 (Rams 7, Bears 5)
11 at New York Giants, 9/7/03 (Rams 6, Giants 5)
at New Orleans, 10/24/76 (Rams 4, Saints 7)
at New York Giants, 12/1/46 (Rams 6, Giants 5)
at Chicago Cardinals, 11/27/38 (Rams 3, Cardinals 8)

Fumbles Lost

Most Fumbles Lost, Season
24 1983
23 1958
22 1953, 1965, 1978, 1986, 2001
Most Fumbles Lost, Opponent, Season
24 1947, 1948
22 1984, 2003
20 1966, 1983
Most Fumbles Lost, Game
6 vs. New England, 12/11/83
vs. Detroit, 10/31/65
at Detroit, 9/29/40
5 Many times, last vs. Phoenix, 9/1/91
4 Many times, last vs. Tampa Bay, 11/26/01
Most Fumbles Lost, Opponent, Game
5 at New Orleans, 10/24/76
at Green Bay, 9/25/66
at Detroit, 10/15/44
at Chicago Cardinals, 11/27/38
4 Many times, last vs. Cardinals, 12/9/10
3 Many times, last at Washington, 10/12/08
Most Fumbles Lost, Both Teams, Game
9 at Chicago Bears, 9/15/39 (Rams 5, Bears 4)
8 Many times, Last vs. New England, 12/11/83 (Rams 6, Patriots 2)
7 at Philadelphia, 12/1/02 (Rams 3, Eagles 4)
at Chicago Bears, 11/16/52 (Rams 4, Bears 3)
at Detroit, 9/29/40 (Rams 6, Lions 1)
at Chicago Cardinals, 11/27/38 (Rams 2, Cardinals 5)

Penalties

Most Penalties, Season
142 1997
133 1978, 1996
131 2011
Most Penalties, Opponent, Season
142 1997
133 1978, 1996
126 2010
Fewest Penalties, Season
29 1941
45 1942
51 1959
Fewest Penalties, Opponent, Season
43 1945
46 1942
47 1941, 1958
Most Penalties, Game
15 Five times, last vs. Philadelphia, 12/18/05
14 Many times, last vs. New Orleans, 11/26/00
13 Many times, last vs. San Francisco, 11/11/12
Most Penalties, Opponent, Game
18 vs. Chicago Bears, 11/10/46
vs. Cleveland, 10/7/51
17 vs. New Orleans, 11/26/00
16 at Chicago Bears, 10/10/48
Most Penalties, Both Teams, Game
31 vs. New Orleans, 11/26/00 (Rams 14, Saints 17)
27 vs. Chicago Bears, 11/10/46 (Rams 9, Bears 18)
26 vs. New Orleans, 11/8/81 (Rams 13, Saints 13)
vs. Cincinnati, 9/1/96 (Rams 11, Bengals 15)
at Buffalo, 11/21/04 (Rams 11, Bills 15)
at San Francisco, 11/14/10 (Rams 12, 49ers 14)
Fewest Penalties, Game
0 vs. New Orleans, 12/9/90
vs. Baltimore, 12/18/65
at Chicago, 11/29/42
at New York, 11/16/41
1 Many times, last at San Francisco, 10/21/18
2 Many times, last vs. Green Bay, 10/28/18
Fewest Penalties, Opponent, Game
0 at New England 10/26/08
vs. Chicago, 9/24/95
vs. Minnesota, 11/19/72
vs. New York, 9/27/41
1 Many times, last at Seattle, 9/10/00
2 Many times, last at San Francisco, 10/21/18
Fewest Penalties, Both Teams, Game
1 vs. New York Yanks, 9/27/53 (Rams 1, Yanks 0)
2 vs. Green Bay, 12/16/62 (Rams 1, Packers 1)
vs. Baltimore, 12/18/65 (Rams 0, Colts 2)
3 Many times, last at San Francisco, 10/21/18 (Rams 1, 49ers 2)

Penalty Yards

Most Yards Penalized, Season
1,169 1978
1,091 2016
1,065 1997
Most Yards Penalized, Opponent, Season
1,066 2005
1,064 1997
1,028 1951
Fewest Yards Penalized, Season
195 1938
220 1939
218 1937
Fewest Yards Penalized, Opponent, Season
220 1939
249 1938
318 1939
Most Yards Penalized, Game
162 vs. Baltimore, 10/22/50
149 at Dallas, 11/6/60
145 at Chicago Bears, 10/19/58
Most Yards Penalized, Opponent, Game
177 vs. San Francisco, 9/18/94
173 vs. Minnesota, 9/22/67
155 at Oakland, 9/10/18
150 vs. Detroit, 10/3/52
Most Yards Penalized, Both Teams, Game
269 vs. Green Bay, 12/3/50 (Rams 123, Packers 146)
267 vs. Minnesota, 9/22/67 (Rams 94, Vikings 173)
253 at Atlanta, 11/19/67 (Rams 135, Falcons 118)
Fewest Yards Penalized, Game
0 Many times, last vs. New Orleans, 12/9/90
5 Many times, Last at Arizona, 12/7/08
7 at New Orleans, 10/30/88
at Detroit, 10/12/58
Fewest Yards Penalized, Opponent, Game
†0 Three times, last at New England, 10/26/08
5 Many times, last at Atlanta, 10/14/93
7 at New Orleans, 10/30/88
at Green Bay, 12/20/92
Fewest Yards Penalized, Both Teams, Game
10 vs. Green Bay, 12/16/62 (Rams 5, Packers 5)
15 vs. Chicago Cards, 11/23/41 (Rams 5, Cardinals 10)
vs. New York Yanks, 9/27/53 (Rams 15, Yanks 0)
20 Many times, last at San Francisco, 10/21/18 (Rams 10, 49ers 10)

Rams Big Days

Bold denotes player active with Rams
Italics denotes rookie

Big Days Rushing (150-plus yards)

Yards	Player/Opponent	Date	Carries/TDs
247	Willie Ellison vs. New Orleans Saints	Dec. 5, 1971	(26 carries, 1 TD)
223	Tom Wilson vs. Green Bay Packers	Dec. 16, 1956	(23 carries, 0 TD)
221	Greg Bell vs. Green Bay Packers	Sept. 24, 1989	(28 carries, 2 TD)
220	Marshall Faulk at New Orleans Saints	Dec. 24, 2000	(32 carries, 2 TD)
215	Eric Dickerson vs. Houston oilers	Dec. 9, 1984	(27 carries, 2 TD)
213	Charles White at St. Louis Cardinals	Nov. 15, 1987	(34 carries, 1 TD)
212	Jerome Bettis at New Orleans Saints	Dec. 12, 1993	(28 carries, 1 TD)
210	Greg Bell at New England Patriots	Dec. 24, 1989	(26 carries, 1 TD)
208	Todd Gurley II at Denver Broncos	Oct. 14, 2018	(28 carries, 2 TD)
208	Eric Dickerson at St. Louis Cardinals	Nov. 4, 1984	(21 carries 0 TD)
208	Marshall Faulk vs. Atlanta Falcons	Oct. 15, 2000	(25 carries, 1 TD)
207	Eric Dickerson vs. Tampa Bay Buccameers	Oct. 5, 1986	(30 carries, 2 TD)
205	Dan Towler at Baltimore Ravens	Nov. 22, 1953	(14 carries, 1 TD)
202	Marshall Faulk at Carolina Panthers	Dec. 23, 2001	(30 carries, 2 TD)
199	Ollie Matson at Chicago Bears	Oct. 11, 1959	(31 carries, 3 TD)
199	Eric Dickerson vs. Detroit Lions	Oct. 2, 1983	(30 carries, 2 TD)
195	Trung Canidate at New York Jets	Oct. 21, 2001	(23 carries, 2 TD)
193	Eric Dickerson at St. Louis Cardinald	Sept. 7, 1986	(38 carries, 2 TD)
192	Eric Dickerson at New York Jets	Sept. 25, 1983	(28 carries, 2 TD)
191	Eric Dickerson at Tampa Bay Buccaneers	Nov. 25, 1984	(28 carries, 3 TD)
183	Marshall Faulk vs. Carolina Panthers	Nov. 11, 2001	(15 carries, 2 TD)
183	Marshall Faulk vs. Seattle Seahawks	Oct. 20, 2002	(32 carries, 3 TD)
181	Marshall Faulk at Atlanta Falcons	Oct. 17, 1999	(18 carries, 1 TD)
179	Steven Jackson vs. Jacksonville Jaguars	Oct. 30, 2005	(25 carries, 0 TD)
178	Marshall Faulk at Arizona Cardinals	Nov. 3, 2002	(27 carries, 1 TD)
170	Eric Dickerson vs. Atlanta Falcons	Oct. 26, 1986	(30 carries, 0 TD)
169	Dick Bass at Chicago Bears	Dec. 9, 1962	(20 carries, 1 TD)
168	Marshall Faulk vs. Atlanta Falcons	Jan. 6, 2002	(20 carries, 1 TD)
167	C.J. Anderson at Arizona Cardinals	Dec. 23, 2018	(20 carries, 1 TD)
166	Ron Waller vs. Philadelphia Eagles	Sept. 30, 1956	(20 carries, 1 TD)
166	Charles White vs. Pittsburgh Steelers	Oct. 11, 1987	(33 carries, 1 TD)
164	Eric Dickerson at New Orleans Saints	Oct. 14, 1984	(20 carries, 0 TD)
161	Steven Jackson at Atlanta Falcons	Dec. 28, 2008	(30 carries, 2 TD)
160	Steven Jackson vs. Dallas Cowboys	Oct. 10, 2008	(25 carries, 3 TD)
159	Charles White vs. Atlanta Falcons	Dec. 13, 1987	(29 carries, 2 TD)
159	Steven Jackson vs. New Orleans Saints	Oct. 30, 2011	(25 carries, 2 TD)
159	*Todd Gurley II at Green Bay Packers*	*Oct. 11, 2015*	*(30 carries, 0 TD)*
158	Greg Hill, at Buffalo Bills	Sept. 20, 1998	(19 carries, 2 TD)
158	Marshall Faulk vs. Oakland Raiders	Oct. 13, 2002	(26 carries, 0 TD)
155	Charles White at Atlanta Falcons	Oct. 18, 1987	(31 carries, 0 TD)
155	Dan Towler vs. New York Yanks	Nov. 18, 1951	(13 carries, 1 TD)
154	Marshall Faulk at New Orleans Saints	Dec. 12, 1999	(29 carries, 1 TD)
154	Dan Towler vs. Chicago Bears	Oct. 25, 1953	(24 carries, 1 TD)
152	Todd Gurley II at Seattle Seahawks	Dec. 17, 2017	(21 carriers, 3 TD)
152	Lawrence McCutcheon at New Orleans Saints	Nov. 25, 1973	(20 carries, 0 TD)
152	Lawrence McCutcheon at Chicago Bears	Dec. 2, 1973	(24 carries, 0 TD)
152	Lawrence McCutcheon vs. Atlanta Falcons	Dec. 11, 1977	(17 carries, 0 TD)
150	Eric Dickerson at Seattle Seahawks	Sept. 23, 1985	(31 carries, 3 TD)
150	Eric Dickerson vs. Green Bay Packers	Nov. 24, 1985	(31 carries, 1 TD)
150	Steven Jackson vs. Washington Redskins	Dec. 24, 2006	(33 carries, 1 TD)

Career 100-Plus Yard Rushing Games

Games	Player	Record	Games	Player	Record
38	Eric Dickerson	27-11	3	John Cappelletti	2-0-1
33	Steven Jackson	17-15-1	3	Ollie Matson	2-1
27	Marshall Faulk	27-0	3	Lawrence Phillips	3-0
22	Lawrence McCutcheon	19-2-1	2	Trung Canidate	2-0
17	Todd Gurley II	16-1	2	Dick Hoerner	1-0-1
11	Jerome Bettis	3-8	2	Les Josephson	2-0
10	Dick Bass	6-4	2	Joe Marconi	2-0
10	Dan Towler	10-0	2	Elvis Peacock	2-0
8	Wendell Tyler	6-2	2	Bob Thomas	2-0
8	Charles White	7-1	2	Tre Mason	2-0
7	Greg Bell	6-1	2	C.J. Anderson	2-0
7	Paul (Tank) Younger	3-3-1	1	Benny Cunningham	1-0
6	Cleveland Gary	4-2	1	Jim Bertelsen	1-0
5	Jon Arnett	2-3	1	Robert Delpino	1-0
5	Willie Ellison	2-2-1	1	Harold Green	1-0
5	Ron Waller	4-1	1	Greg Hill	1-0
5	Tim Wilson	2-3	1	Brian Leonard	0-1
4	Skeet Quinlan	1-3	1	Jerald Moore	1-0
4	Zac Stacy	2-2	1	Kenny Washington	1-0
3	Cullen Bryant	3-0	1	Justin Watson	1-0

Regular Season Games With More Than One 100-Yard Rusher

Nov. 8, 1953 vs. San Francisco	Skeet Quinlan (11-119) and Paul Younger (12-101)
Oct. 24, 1954 vs. Chicago Bears	Dan Towler (15-123) and Paul Younger (27-106)
Oct. 31, 1954 vs. Detroit	Paul Younger (18-140) and Skeet Quinlan (13-119)
Dec. 4, 1955 vs. Baltimore	Ron Waller (24-138) and Paul Younger (25-132)
Sept. 16, 1973 at Kansas City	Jim Bertelsen (28-143) and Lawrence McCutcheon (21-120)
Sept. 12, 1976 at Atlanta	Lawrence McCutcheon (26-115) and John Cappelletti (22-102)
Sept. 19, 1976 at Minnesota	John Cappelletti (28-128) and Lawrence McCutcheon (29-110)
Nov. 11, 1996 vs. Atlanta	Lawrence Phillips (14-106) and Harold Green (13-106)
Nov. 11, 2001 vs. Carolina	Marshall Faulk (15-183) and Trung Canidate (16-145)

Big Days Passing (350-plus yards)

Yards	Player/Opponent	Date	Att./Comp., TDs, Ints.
554	Norm Van Brocklin vs. New York Yanks	Sept. 28, 1951	(30/46, 0 TD, 0 Int)
517	**Jared Goff vs. Tampa Bay**	**Sept. 29, 2019**	**(45/68, 2 TD, 3 Int)**
509	Vince Ferragamo vs. Chicago	Dec. 26, 1982	(30/46, 3 TD, 2 Int)
465	**Jared Goff vs. Minnesota**	**Sept. 27, 2018**	**(26/33, 5 TD, 0 Int)**
454	Jim Everett at New Orleans	Nov. 26, 1989	(29/51, 1 TD, 2 Int)
453	Marc Bulger vs. San Diego	Nov. 10, 2002	(36/48, 4 TD, 0 Int)
450	Marc Bulger vs. New York Jets	Jan. 2, 2005	(29/39, 3 TD, 2 Int)
448	Marc Bulger at Green Bay	Nov. 29, 2004	(35/53, 2 TD, 1 Int)
442	Marc Bulger at New York Giants	Oct. 2, 2005	(40/62, 2 TD, 3 Int)
441	Kurt Warner vs. Denver	Sept. 4, 2000	(25/35, 3 TD, 3 Int)
436	James Harris at Miami	Oct. 3, 1976	(17/29, 2 TD, 1 Int)
431	Trent Green vs. Carolina	Nov. 5, 2000	(29/42, 2 TD, 0 Int)
424	**Jared Goff at Arizona**	**Dec. 1, 2019**	**(32/43, 2 TD, 0 Int)**
413	**Jared Goff vs. Kansas City**	**Nov. 19, 2019**	**(31/49, 4 TD, 0 Int)**
406	Jim Hardy vs. Chicago Cardinals	Oct. 31, 1948	(28/53, 3 TD, 2 Int)
401	Tony Banks at Atlanta	Nov. 2, 1997	(30/42, 2 TD, 1 Int)
401	Kurt Warner at New England	Nov. 18, 2001	(23/34, 3 TD, 2 Int)
395	**Jared Goff at Seattle**	**Oct. 3, 2019**	**(29/49, 1 TD, 1 Int)**
394	Kurt Warner vs. San Francisco	Sept. 17, 2000	(23/34, 2 TD, 2 Int)
391	**Jared Goff vs. New Orleans**	**Nov. 4, 2018**	**(28/40, 3 TD, 1 Int)**
390	Kurt Warner vs. San Diego	Oct. 1, 2000	(24/30, 4 TD, 0 Int)
388	Marc Bulger vs. Washington	Dec. 24, 2006	(25/38, 4 TD, 0 Int)
385	Kurt Warner vs. New Orleans	Oct. 28, 2001	(29/47, 1 TD, 4 Int)
378	Marc Bulger at San Francisco	Nov. 2, 2003	(26/42, 1 TD, 2 Int)
377	Jim Everett at Philadelphia	Nov. 6, 1988	(24/45, 2 TD, 4 Int)
377	Sam Bradford vs. Minnesota	Dec. 16, 2012	(35/55, 3 TD, 1 Int)
375	Marc Bulger at Pittsburgh	Oct. 26, 2003	(22/37, 1 TD, 0 Int)
375	Austin Davis at Philadelphia	Oct. 5, 2014	(29/49, 3 TD, 0 Int)
372	Billy Wade at Green Bay	Nov. 16, 1958	(19/42, 1 TD, 2 Int)
372	Jim Everett vs. Cincinnati	Oct. 7, 1990	(25/46, 2 TD, 0 Int)
372	Mark Rypien vs. Buffalo	Dec. 10, 1995	(31/55, 1 TD, 2 Int)
368	Jim Everett vs. Indianapolis	Sept. 17, 1989	(28/35, 3 TD, 1 Int)
368	Marc Bulger vs. San Francisco	Sept. 19, 2007	(24/41, 1 TD, 0 Int)
366	Trent Green vs. Washington	Nov. 20, 2000	(23/38, 2 TD, 1 Int)
365	Jim Everett at Denver	Nov. 27, 1988	(25/47, 2 TD, 1 Int)
365	Jim Everett vs. New Orleans	Dec. 9, 1990	(31/50, 1 TD, 2 Int)
362	Marc Bulger at San Francisco	Sept. 11, 2005	(34/56, 2 TD, 1 Int)
360	Marc Bulger vs. Seattle	Oct. 15, 2006	(26/39, 3 TD, 1 Int)
359	Kurt Warner vs. Indianapolis	Dec. 30, 2001	(23/30, 3 TD, 1 Int)
358	Marc Bulger vs. New Orleans	Sept. 26, 2004	(32/49, 1 TD, 0 Int)
356	Billy Wade at Baltimore	Nov. 23, 1958	(24/41, 0 TD, 2 Int)
356	Marc Bulger vs. Chicago	Dec. 11, 2006	(34/55, 3 TD, 0 Int)
355	**Jared Goff vs. Houston**	**Nov. 12, 2017**	**(25/37, 3 TD, 0 Int)**
354	**Jared Goff vs. New Orleans**	**Nov. 26, 2017**	**(28/43, 2 TD, 1 Int)**
354	**Jared Goff vs. Arizona**	**Sept. 16, 2018**	**(24/34, 1 TD, 1 Int)**
354	**Jared Goff vs. Los Angeles Chargers**	**Sept. 23, 2018**	**(29/36, 3 TD, 1 Int)**
354	Jamie Martin vs. San Francisco	Dec. 24, 2005	(33/41, 1 TD, 2 Int)
354	Marc Bulger vs. Kansas City	Nov. 5, 2006	(31/42, 1 TD, 0 Int)
353	Tony Banks at Baltimore	Oct. 27, 1996	(26/40, 1 TD, 1 Int)
352	Marc Bulger vs. Atlanta	Oct. 13, 2003	(23/34, 2 TD, 2 Int)
352	Sam Bradford at Atlanta	Sept. 15, 2013	(32/55, 3 TD, 1 Int)
351	Kurt Warner at Carolina	Dec. 5, 1999	(22/31, 3 TD, 2 Int)
351	**Jared Goff at Arizona**	**Dec. 6, 2020**	**(37/47, 1 TD, 0 Int)**

Career 300-Plus Yard Passing Games

Games	Player	Record
30	Kurt Warner	22-8
27	Marc Bulger	12-15
20	Jim Everett	10-10
24	**Jared Goff**	**17-7**
7	Sam Bradford	2-5
5	Norm Van Brocklin	4-1
3	Tony Banks	1-2
3	Vince Ferragamo	1-2
3	Roman Gabriel	2-1
3	Trent Green	2-1
3	Chris Miller	1-2
3	Mark Rypien	0-3

Games	Player	Record
3	Bill Wade	1-2
2	Dieter Brock	0-2
2	Bob Waterfield	2-0
2	Austin Davis	0-2
1	Zeke Bratkowski	1-0
1	Ryan Fitzpatrick	1-0
1	Gus Frerotte	1-0
1	Pat Haden	0-1
1	Jim Hardy	0-1
1	James Harris	1-0
1	Case Keenum	0-1
1	Jamie Martin	1-0

Big Days Receiving (150-plus yards)

Yards	Player/Opponent	Date	Receptions, TDs
336*	Willie Anderson at New Orleans	Nov. 26, 1989	(15 receptions, 1 TD)
303	Jim Benton at Detroit	Nov. 22, 1945	(10 receptions, 1 TD)
238	Harold Jackson vs. Dallas	Oct. 14, 1973	(7 receptions, 4 TD)
233	Isaac Bruce at Atlanta	Nov. 2, 1997	(10 receptions, 3 TD)
230	Henry Ellard vs. Indianapolis	Sept. 17, 1989	(12 receptions, 1 TD)
229	Isaac Bruce at Baltimore	Oct. 27, 1996	(11 receptions, 1 TD)
226	*Eddie Kennison at Atlanta*	*Dec. 15, 1996*	*(5 receptions, 3 TD)*
220	**Cooper Kupp vs. Cincinnati (London)**	**Oct. 27, 2019**	**(7 receptions, 1 TD)**
220	Ron Jessie at Miami	Oct. 3, 1976	(7 receptions, 2 TD)
210	Isaac Bruce vs. Miami	Dec. 24, 1995	(15 receptions, 1 TD)
208	*Jim Phillips at Green Bay*	*Nov. 16, 1958*	*(8 receptions, 1 TD)*
207	Carroll Dale at Detroit	Nov. 17, 1963	(7 receptions, 3 TD)
204	Marshall Faulk (RB) vs. Chicago	Dec. 26, 1999	(12 receptions, 1 TD)
203	Torry Holt vs. Indianapolis	Dec. 30, 2001	(7 receptions, 2 TD)
202	Jim Benton at New York Yanks	Dec. 5, 1946	(12 receptions, 2 TD)
200	Tommy McDonald vs. Cleveland	Dec. 12, 1965	(6 receptions, 2 TD)
200	Torry Holt at San Francisco	Nov. 2, 2003	(11 receptions, 1 TD)
196	Elroy Hirsch vs. Green Bay	Dec. 12, 1953	(9 receptions, 0 TD)
195	Elroy Hirsch vs. Chicago Cardinals	Nov. 11, 1951	(6 receptions, 2 TD)
192	Isaac Bruce, vs. Minnesota	Sept. 13, 1998	(11 receptions, 1 TD)
191	Isaac Bruce, vs. Atlanta	Oct. 12, 1995	(10 receptions, 2 TD)
189	Tom Fears vs. Green Bay	Dec. 3, 1950	(3 receptions, 2 TD)
189	Torry Holt at Atlanta	Sept. 24, 2000	(3 receptions, 2 TD)
188	Isaac Bruce vs. San Francisco	Sept. 17, 2000	(8 receptions, 1 TD)
183	George Farmer vs. Chicago	Dec. 26, 1982	(9 receptions, 1 TD)
181	Isaac Bruce at Indianapolis	Oct. 1, 1995	(8 receptions, 2 TD)
179	Isaac Bruce vs. New Orleans	Oct. 28, 2001	(7 receptions, 1 TD)
175	Del Shofner vs. Baltimore	Dec. 6, 1958	(5 receptions, 1 TD)
174	Torry Holt at Pittsburgh	Oct. 26, 2003	(7 receptions, 1 TD)
173	Elroy Hirsch at New York Yanks	Sept. 28, 1951	(9 receptions, 4 TD)
173	Isaac Bruce vs. San Francisco	Oct. 22, 1995	(9 receptions, 0 TD)
172	Torry Holt vs. Minnesota	Dec. 10, 2000	(9 receptions, 0 TD)
172	**Robert Woods at Arizona**	**Dec. 1, 2019**	**(13 receptions, 0 TD)**
171	**Robert Woods vs. Houston**	**Nov. 12, 2017**	**(8 receptions, 2 TD)**
171	Henry Ellard at Detroit	Dec. 6, 1987	(7 receptions, 1 TD)
170	Isaac Bruce at Green Bay	Nov, 29, 2004	(9 receptions, 1 TD)
169	Del Shofner at Detroit	Nov. 15, 1959	(5 receptions, 1 TD)
168	Elroy Hirsch at Green Bay	Oct. 11 1953	(8 receptions, 0 TD)
167	Henry Ellard at Denver	Nov. 27, 1988	(11 receptions, 2 TD)
167	Isaac Bruce vs. San Diego	Oct. 1, 2000	(9 receptions, 2 TD)
166	Henry Ellard at Philadelphia	Nov. 6, 1988	(7 receptions, 1 TD)
165	Henry Ellard vs. Atlanta	Oct. 8, 1989	(8 receptions, 0 TD)
165	Torry Holt at Tampa Bay	Dec. 18, 2000	(9 receptions, 1 TD)
164	**Robert Woods vs. Tampa bay**	**Sept. 29, 2019**	**(13 receptions, 0 TD)**
163	Elroy Hirsch at San Francisco	Oct. 28, 1951	(4 receptions, 1 TD)
163	Jim Phillips vs. Chicago	Sept. 23, 1961	(9 receptions, 0 TD)
163	Henry Ellard vs. Phoenix	Nov. 19, 1989	(7 receptions, 2 TD)
163	Isaac Bruce vs. San Diego	Nov. 10, 2002	(10 receptions, 3 TD)
163	Torry Holt, vs. Tennessee	Sept. 25, 2005	(9 receptions, 1 TD)
163	Torry Holt, vs. San Francisco	Dec. 24, 2005	(10 receptions, 1 TD)
163	*Donnie Avery at New England*	*Oct. 26, 2008*	*(6 receptions, 1 TD)*
162	**Cooper Kupp vs. Minnesota**	**Sept. 27, 2018**	**(9 receptions, 2 TD)**
162	Tom Fears at New York Yanks	Sept. 28, 1951	(7 receptions, 0 TD)
161	Torry Holt vs. Atlanta	Oct. 13, 2003	(11 receptions, 2 TD)
160	Danny Amendola	Sept. 16, 2012	(15 receptions, 1 TD)
160	Henry Ellard vs. Kansas City	Nov. 10, 1991	(8 receptions, 1 TD)
160	Torry Holt vs. San Francisco	Dec. 5, 2004	(10 receptions, 1 TD)
159	Tom Fears vs. Washington	Dec. 11, 1949	(10 receptions, 2 TD)
159	Brandin Cooks vs. Arizona	Sept. 16, 2018	(7 receptions, 0 TD)
158	Todd Gurley II at Tennessee	Dec. 24, 2017	(10 receptions, 2 TD)
157	Elroy Hirsch at New York Yanks	Nov. 19, 1954	(5 receptions, 0 TD)
157	Bob Boyd vs. San Francisco	Oct. 3, 1954	(5 receptions, 1 TD)
155	Tommy McDonald at Chicago	Oct. 10, 1965	(9 receptions, 0 TD)
154	Jim Phillips at New York Giants	Oct 22, 1961	(8 receptions, 1 TD)
154	Willie Anderson at Atlanta	Sept. 11, 1994	(5 receptions, 1 TD)
154	Torry Holt vs. Seattle	Oct. 15, 2006	(8 receptions, 3 TD)
152	Isaac Bruce at Cincinnati	Oct. 3, 1999	(6 receptions, 0 TD)

Career 100-Plus Yard Receiving Games

Games	Player	Record
46	Torry Holt	27-19
43	Isaac Bruce	22-21
26	Henry Ellard	12-14
21	Elroy Hirsch	12-9
16	Tom Fears	8-7-1
15	Bob Boyd	9-5-1
14	Jim Phillips	4-9-1
12	**Robert Woods**	**8-4**
10	**Cooper Kupp**	**5-5**
10	Jack Snow	5-4-1
9	Willie Anderson	4-5
8	Carroll Dale	2-5-1
8	Harold Jackson	5-3
8	Del Shofner	2-6
6	Tommy McDonald	4-2
6	Brandin Cooks	5-1
5	Kenny Britt	2-3
5	Bernie Casey	3-0-2
5	Ron Jessie	5-0
4	Jim Benton	3-1
4	Marshall Faulk (RB)	4-0
4	Az-Zahir Hakim	3-1
4	Martin McKeever (TE)	1-3
3	Preston Dennard	1-2
3	Drew Hill	1-2
3	Amp Lee (RB)	1-2
3	Bucky Pope	1-2
4	**Tyler Higbee (TE)**	**2-2**
2	Bob Carey	1-1
2	Robert Delpino (RB)	0-2
2	George Farmer	0-2
2	Steven Jackson (RB)	1-1
2	Eddie Kennison	1-1
2	Willie Miller	1-1
2	Ricky Proehl	2-0

Games	Player	Record
2	Billy Truax (TE)	2-0
2	Wendell Tucker	2-0
2	Danny Amendola	1-0-1
2	Chris Givens	1-1
2	Verda (V. T.) Smith (RB)	1-1
1	Danario Alexander (WR)	0-1
1	Jon Arnett (RB)	0-1
1	Donnie Avery (WR)	0-1
1	Johnny Bailey (RB)	0-1
1	Mike Barber (TE)	0-1
1	Jim Bertlesen (RB)	0-1
1	Ron Brown	1-0
1	Leon Clarke	1-0
1	Mark Clayton (WR)	0-1
1	Aaron Cox	1-0
1	Kevin Curtis	1-0
1	Glen Davis	1-0
1	Troy Drayton (TE)	1-0
1	Pete Holohan (TE)	1-0
1	Tom Keane	1-0
1	Lamar Lundy (TE)	0-1
1	Ollie Matson (RB)	0-1
1	Shaun McDonald	0-1
1	Dwight Scales	1-0
1	Bob Shaw	1-0
1	Clendon Thomas (RB)	0-1
1	Billy Waddy	1-0
1	Brandon Gibson	1-0
1	Lance Kendricks (TE)	1-0
1	Jared Cook (TE)	1-0
1	Tavon Austin	1-0
1	Stedman Bailey	1-0
1	Sammy Watkins	1-0
1	Todd Gurley II (RB)	1-0
1	**Gerald Everett (TE)**	**1-0**

Games With 300-Yard Passer, 100-Yard Receiver(s), 100-Yard Rusher

Game/Date	300-Yard Passer	100-Yard Receiver(s)	100-Yard Rusher
vs. SF, 10/23/83	QB V. Ferragamo (26-35, 327 yds, 5 TD, 2 Int.)	TE M. Barber (8-113, 1 TD)	RB E. Dickerson (25-144)
at Det, 12/6/87	QB J. Everett (20-26, 324 yds, 2 TD, 2 Int.)	WR H. Ellard (7-171, 1 TD)	RB C. White (29-102, 1 TD)
at Den, 11/27/88	QB J. Everett (25-47, 365 yds, 2 TD, 1 Int.)	WR H. Ellard (11-167, 2 TD)	RB G. Bell (22-112, 1 TD)
vs. Atl, 10/21/90	QB J. Everett (24-38, 302 yds, 3 TD)	WR H. Ellard (6-109, 1 TD)	RB C. Gary (19-102, 2 TD)
at Atl, 12/15/96	QB T. Banks (11-16, 304 yds, 3 TD, 1 Int.)	WR E. Kennison (5-226, 3 TD)	RB L. Phillips (22-122, 1 TD)
at Car, 12/5/99	QB K. Warner (22-31, 351 yds, 3 TD, 2 Int.)	WR A. Hakim (4-122, 2 TD) WR I. Bruce (6-111)	RB M. Faulk (22-118)
at NO, 12/12/99	QB K. Warner (21-31, 346 yds, 2 TD, 1 Int.)	WR T. Holt (6-112) WR I. Bruce (4-102)	RB M. Faulk (29-154, 1 TD)
vs. SF, 9/17/00	QB K. Warner (23-34, 394 yds, 2 TD, 2 Int.)	WR I. Bruce (8-188, 1 TD)	RB M. Faulk (25-134, 3 TD);
vs. SD, 10/1/00	QB K. Warner (30-24, 390, 4 TD)	WR I. Bruce (9-167, 2 TD) RB M. Faulk (6-116, 2 TD) WR A. Hakim (5-104)	RB J. Watson (14-102, 1 TD)
vs. Min, 12/10/00	QB K. Warner (27-32, 346 yds)	WR T. Holt (9-172)	RB M. Faulk (25-135, 4 TD)
at SF, 9/23/01	QB K. Warner (24-35, 321 yds, 3 TD, 1 Int.)	WR I. Bruce (8-144, 1 TD)	RB M. Faulk (18-105)
vs. Ind, 12/30/01	QB K. Warner (23-20, 359 yds, 3 TD, 1 Int.)	WR T. Holt (7-203, 2 TD)	RB M. Faulk (25-118, 3 TD)
at Ari, 11/23/03	QB M. Bulger (28-44, 329 yds, 1 TD, 4 Int.)	WR T. Holt (9-145)	RB M. Faulk (24-100, 1 TD)
at Hou, 11/27/05	QB R. Fitzpatrick (19-30, 310 yards, 1 TD, 3 Int.)	WR T. Holt (10-130, 1 TD)	RB M. Faulk (24-100, 1 TD)
vs. Was, 12/24/06	QB M. Bulger (28-38), 388 yards, 4 TD, 0 Int.)	WR I. Bruce (9-148, 1 TD) RB S. Jackson (6-102, 1 TD)	RB S. Jackson (33-150, 1 TD)
at Ten, 12/24/17	**QB J. Goff (22-38, 301 yards, 4 TD)**	**RB T. Gurley II (10-158, 2 TD)**	**RB T. Gurley II (22-118)**
vs. LAC, 9/23/18	**QB J. Goff (29-36, 354 yards, 3 TD)**	**WR R. Woods (10-104, 2 TD)**	**RB T. Gurley II (23-105)**
vs. Sea, 11/11/18	**QB J. Goff (28-39, 318 yards, 2 TD)**	**WR B. Cooks (10-100)**	**RB T. Gurley II (16-120)**
at Buf. 9/27/2020	**QB J. Goff (23-32, 321 yards, 3 TD)**	**WR C. Kupp (9-107, 1 TD)**	**RB. D. Henderson Jr. (20-114, 1 TD)**

Largest Margin Of Victory

Points	Score	Opponent/Date
59 points	(59-0)	vs. Atlanta, Dec. 4, 1976
52 points	(52-0)	vs. Oakland, Nov. 30, 2014
49 points	(56-7)	vs. San Francisco, Nov. 9, 1958
48 points	(48-0)	at Baltimore, Sept. 26, 1954
43 points	(70-27)	vs. Baltimore, Oct. 22, 1950
	(45-21)	vs. Baltimore, Dec. 5, 1953
	(59-16)	vs. Atlanta, Nov. 10, 1996
41 points	(65-24)	vs. Detroit, Oct. 29, 1950
	(55-14)	vs. New York Giants, Nov. 13, 1966
40 points	(54-14)	at New York Yanks, Sept. 28, 1951
39 points	(42-3)	at Philadelphia, Nov. 3, 1975
	(45-6)	vs. Seattle, Oct. 31, 1976
37 points	(46-9)	vs. Indianapolis, Sept. 10, 2017

Largest Margin of Defeat

Points	Score	Opponent/Date
48 points	(48-0)	at San Francisco, Dec. 27, 1987
44 points	(47-3)	at New York Jets, Nov. 9, 2008
47 points	(47-0)	at Chicago Bears, Nov. 29, 1942
40 points	(47-7)	at Tennessee, Dec. 13, 2009
39 points	(49-10)	at Kansas City, Dec. 8, 2002
	(45-6)	vs. Baltimore, Nov. 25, 2019
38 points	(52-14)	vs. Chicago Bears, Oct. 13, 1963
	(44-6)	at Detroit, Oct. 10, 2010
	(45-7)	vs. New England, Oct. 28, 2012
	(44-6)	vs. Arizona Cardinals, Jan. 1, 2017
36 points	(56-20)	at Philadelphia, Oct. 8, 1950
	(42-6)	at Pittsburgh, Nov. 3, 1996
	(42-6)	vs. Indianapolis, Oct. 25, 2009
35 points	(35-0)	at San Francisco, Oct. 4, 2009
	(38-3)	at Philadelphia, Sept. 7, 2008
	(35-0)	at San Francisco, Oct. 8, 1961
	(56-21)	at Baltimore, Nov. 25, 1956
	(42-7)	vs. Green Bay, Nov. 12, 1944
	(49-14)	at New York, Nov. 16, 1941

Largest Margin Of Victory

Points	Score	Opponent/Date
59 points	(59-0)	vs. Atlanta, Dec. 4, 1976
52 points	(52-0)	vs. Oakland, Nov. 30, 2014
49 points	(56-7)	vs. San Francisco, Nov. 9, 1958
48 points	(48-0)	at Baltimore, Sept. 26, 1954
43 points	(70-27)	vs. Baltimore, Oct. 22, 1950
	(45-21)	vs. Baltimore, Dec. 5, 1953
	(59-16)	vs. Atlanta, Nov. 10, 1996
41 points	(65-24)	vs. Detroit, Oct. 29, 1950
	(55-14)	vs. New York Giants, Nov. 13, 1966
40 points	(54-14)	at New York Yanks, Sept. 28, 1951
39 points	(42-3)	at Philadelphia, Nov. 3, 1975
	(45-6)	vs. Seattle, Oct. 31, 1976
37 points	(46-9)	vs. Indianapolis, Sept. 10, 2017

Largest Margin of Defeat

Points	Score	Opponent/Date
48 points	(48-0)	at San Francisco, Dec. 27, 1987
44 points	(47-3)	at New York Jets, Nov. 9, 2008
47 points	(47-0)	at Chicago Bears, Nov. 29, 1942
40 points	(47-7)	at Tennessee, Dec. 13, 2009
39 points	(49-10)	at Kansas City, Dec. 8, 2002
	(45-6)	vs. Baltimore, Nov. 25, 2019
38 points	(52-14)	vs. Chicago Bears, Oct. 13, 1963
	(44-6)	at Detroit, Oct. 10, 2010
	(45-7)	vs. New England, Oct. 28, 2012
	(44-6)	vs. Arizona Cardinals, Jan. 1, 2017
36 points	(56-20)	at Philadelphia, Oct. 8, 1950
	(42-6)	at Pittsburgh, Nov. 3, 1996
	(42-6)	vs. Indianapolis, Oct. 25, 2009
35 points	(35-0)	at San Francisco, Oct. 4, 2009
	(38-3)	at Philadelphia, Sept. 7, 2008
	(35-0)	at San Francisco, Oct. 8, 1961
	(56-21)	at Baltimore, Nov. 25, 1956
	(42-7)	vs. Green Bay, Nov. 12, 1944
	(49-14)	at New York, Nov. 16, 1941

Los Angeles Rams

Miscellaneous Statistics

2020 Los Angeles Rams Bests

RUSHING ATTEMPTS	**NO.**	**OPPONENT**
	40	Cowboys
RUSHING YARDS	**YDS.**	**OPPONENT**
	191	Eagles
YARDS PER CARRY	**YDS.**	**OPPONENT**
	5.9	49ers
LONGEST RUSH	**YDS.**	**OPPONENT**
	61	49ers
PASS ATTEMPTS	**NO.**	**OPPONENT**
	61	Dolphins
PASS COMPLETIONS	**NO.**	**OPPONENT**
	39	Buccaneers
PASSING YARDS	**YDS.**	**OPPONENT**
	376	Buccaneers
RECEPTIONS	**NO.**	**OPPONENT**
	39	Buccaneers

RECEIVING YARDS	**YDS.**	**OPPONENT**
	376	Buccaneers
LONGEST RECEPTION	**YDS.**	**OPPONENT**
	81	Eagles
FIELD GOALS	**NO.**	**OPPONENT**
	3	Buccaneers
LONGEST FIELD GOAL	**YDS.**	**OPPONENT**
	48	49ers
MOST KICKOFF RETURNS	**NO.**	**OPPONENT**
	2	Five- Last, Cardinals
LONGEST KICKOFF RETURN	**YDS.**	**OPPONENT**
	41	Giants
MOST PUNT RETURNS	**NO.**	**OPPONENT**
	7	Washington
LONGEST PUNT RETURN	**YDS.**	**OPPONENT**
	15	Three- Last, Seahawks

2020 Rams Opponent Bests

RUSHING ATTEMPTS	**NO.**	**TEAM**
	37	49ers
RUSHING YARDS	**YDS.**	**TEAM**
	136	Cowboys
YARDS PER CARRY (MIN. 10 ATT.)	**YDS.**	**TEAM**
	5.4	Giants
LONGEST RUSH	**YDS.**	**TEAM**
	27	Cardinals
PASS ATTEMPTS	**NO.**	**TEAM**
	48	Buccaneers
PASS COMPLETIONS	**NO.**	**TEAM**
	28	Bears
PASSING YARDS	**YDS.**	**TEAM**
	311	Bills
RECEPTIONS	**NO.**	**TEAM**
	28	Bears

RECEIVING YARDS	**YDS.**	**TEAM**
	311	Bills
LONGEST RECEPTION	**YDS.**	**TEAM**
	59	Cardinals
FIELD GOALS	**NO.**	**TEAM**
	3	Three- Last, 49ers
LONGEST FIELD GOAL	**YDS.**	**TEAM**
	61	Seahawks
MOST KICKOFF RETURNS	**NO.**	**TEAM**
	4	Twice- Last Seahawks
LONGEST KICKOFF RETURN	**YDS.**	**TEAM**
	54	Cardinals
MOST PUNT RETURNS	**NO.**	**TEAM**
	3	Twice-Last, Buccaneers
LONGEST PUNT RETURN	**YDS.**	**TEAM**
	88	Dolphins

2020 Los Angeles Rams Explosives

Passing Explosives (20+ yards)

LOS ANGELES RAMS

YDS	RECEIVER	PASSER	QTR	DATE	OPP
31	R. Woods	J. Goff	1	9/13/20	Cowboys
31	V. Jefferson	J. Goff	2	9/13/20	Cowboys
30	R. Woods	J. Goff	3	9/13/20	Cowboys
21	T. Higbee	J. Goff	2	9/13/20	Cowboys
20	R. Woods	J. Goff	1	9/13/20	Cowboys
28	T. Higbee	J. Goff	4	9/20/20	Eagles
28	D. Henderson	J. Goff	4	9/20/20	Eagles
24	C. Kupp	J. Goff	1	9/20/20	Eagles
21	V. Jefferson	J. Goff	1	9/20/20	Eagles
21	C. Kupp	J. Goff	3	9/20/20	Eagles
20	J. Reynolds	J. Goff	2	9/20/20	Eagles
31	T. Higbee	J. Goff	3	9/27/20	Bills
31	R. Woods	J. Goff	4	9/27/20	Bills
25	R. Woods	J. Goff	3	9/27/20	Bills
23	J. Reynolds	J. Goff	4	9/27/20	Bills
20	C. Kupp	J. Goff	1	9/27/20	Bills
20	C. Kupp	J. Goff	3	9/27/20	Bills
55	C. Kupp	J. Goff	4	10/4/20	Giants
56	R. Woods	J. Goff	2	10/11/20	Washington
49	C. Kupp	J. Goff	3	10/11/20	Washington
40	G. Everett	J. Goff	2	10/11/20	Washington
29	J. Reynolds	J. Goff	4	10/11/20	Washington
23	G. Everett	J. Goff	1	10/11/20	Washington
40	J.Reynolds	J.Goff	4	10/18/20	49ers
31	T.Higbee	J.Goff	3	10/18/20	49ers
34	J.Mundt	J.Goff	2	10/26/20	Bears
21	J.Reynolds	J.Goff	3	10/26/20	Bears
26	R.Woods	J.Goff	3	11/1/20	Dolphins
22	C.Kupp	J.Goff	2	11/1/20	Dolphins
39	T.Higbee	J.Goff	1	11/15/20	Seahawks
31	C.Kupp	J.Goff	1	11/15/20	Seahawks
21	J.Reynolds	J.Goff	3	11/15/20	Seahawks
37	C.Kupp	J.Goff	1	11/23/20	Buccaneers
35	R.Woods	J.Goff	2	11/23/20	Buccaneers
24	C.Kupp	J.Goff	2	11/23/20	Buccaneers
23	R.Woods	J.Goff	4	11/23/20	Buccaneers
33	C.Kupp	J.Goff	3	11/29/20	49ers
30	R.Woods	J.Goff	1	11/29/20	49ers
21	G.Everett	J.Goff	2	11/29/20	49ers
30	M.Brown	J.Goff	3	12/6/20	Cardinals
22	C.Akers	J.Goff	3	12/6/20	Cardinals
22	G.Everett	J.Goff	4	12/6/20	Cardinals
21	J.Reynolds	J.Goff	2	12/6/20	Cardinals
20	C.Kupp	J.Goff	2	12/6/20	Cardinals

OPPONENTS

YDS	RECEIVER	PASSER	QTR	DATE	TEAM
33	C. Lamb	D. Prescott	2	9/13/20	Cowboys
25	D. Jackson	C. Wentz	3	9/20/20	Eagles
22	M. Sanders	C. Wentz	4	9/20/20	Eagles
39	G. Davis	J. Allen	2	9/27/20	Bills
34	D. Singletary	J. Allen	3	9/27/20	Bills
29	C. Beasley	J. Allen	2	9/27/20	Bills
23	S. Diggs	J. Allen	4	9/27/20	Bills
22	C. Beasley	J. Allen	4	9/27/20	Bills
21	G. Davis	J. Allen	2	9/27/20	Bills
33	D. Slayton	D. Jones	4	10/4/20	Giants
44	G.Kittle	J.Garoppolo	2	10/18/20	49ers
35	D.Samuel	J.Garoppolo	1	10/18/20	49ers
25	K.Bourne	J.Garoppolo	2	10/18/20	49ers
42	A.Robinson	N.Foles	4	10/26/20	Bears
38	C.Kmet	N.Foles	1	10/26/20	Bears
39	T.Lockett	R.Wilson	2	11/15/20	Seahawks
22	G.Olsen	R.Wilson	1	11/15/20	Seahawks
21	F.Swain	R.Wilson	1	11/15/20	Seahawks
33	D.Samuel	N.Mullens	1	11/29/20	49ers
29	R.James	N.Mullens	4	11/29/20	49ers
26	D.Samuel	N.Mullens	1	11/29/20	49ers
26	D.Samiel	N.Mullens	3	11/29/20	49ers
24	D.Samuel	N.Mullens	4	11/29/20	49ers
20	K.Juszczyk	N.Mullens	4	11/29/20	49ers
59	D.Arnold	K.Murray	1	12/6/20	Cardinals

2020 Los Angeles Rams Explosives

Rushing Explosives (20+ yards)

LOS ANGELES RAMS

YDS	RUSHER	QTR	DATE	OPP
40	D. Henderson Jr.	4	9/20/20	Eagles
46	C. Akers	4	10/11/20	Washington
25	R.Woods	3	10/26/20	Bears
61	C.Akers	3	11/29/20	49ers
38	D.Henderson	4	12/6/20	Cardinals

OPPONENTS

YDS	RUSHER	QTR	DATE	TEAM
26	W. Gallman	4	10/4/20	Giants
27	K.Drake	4	12/6/20	Cardinals

2020 Los Angeles Rams Explosives

Punt Return Explosives (25+ yards)

LOS ANGELES RAMS

YDS	RETURNER	QTR	DATE	OPP

OPPONENTS

YDS	RETURNER	QTR	DATE	TEAM
27	T. Pollard	3	9/13/20	Cowboys
88	J.Grant	2	11/1/20	Dolphins

Kickoff Return Explosives (25+ yards)

LOS ANGELES RAMS

YDS	RETURNER	QTR	DATE	OPP
41	R. Calais	4	10/4/20	Giants
26	N.Webster	1	12/6/20	Cardinals

OPPONENTS

YDS	RETURNER	QTR	DATE	TEAM
25	B. Scott	1	9/20/20	Eagles
39	A. Roberts	1	9/27/20	Bills
27	C. Ballentine	3	10/4/20	Giants
28	D. Johnson	1	10/12/20	Washington
49	D.Reed	3	11/15/20	Seahawks
54	C.Edmonds	4	12/6/20	Cardinals

2020 Los Angeles Rams Explosives

Fumble Return Explosives (25+ yards)

LOS ANGELES RAMS

YDS	RETURNER	QTR	DATE	OPP

OPPONENTS

YDS	RETURNER	QTR	DATE	TEAM
78	A.Van Ginkel	2	11/1/20	Dolphins

Interception Return Explosives (25+ yards)

LOS ANGELES RAMS

YDS	RETURNER	QTR	DATE	OPP
35	T.Hill	4	12/6/20	Cardinals

OPPONENTS

YDS	RETURNER	QTR	DATE	TEAM

2020 Los Angeles Rams High And Lows

LOS ANGELES RAMS	HIGH	GAME	LOWS	GAME
Points	39	Philadelphia	16	San Francisco
Points in a Half	21	Philadelphia	3	Buffalo/San Francisco
First Downs	31	Miami	14	San Francisco
Rushing Attempts	40	Dallas	19	San Francisco
Rushing Yards	191	Philadelphia	37	Tampa Bay
Passing Attempts	61	Miami	27	Philadelphia
Pass Completions	39	Tampa Bay	19	San Francisco
Passing Yards	376	Tampa Bay	198	San Francisco
Total Offensive Plays	92	Miami	57	Giants/San Francisco
Total Net Yards	478	Buffalo	240	Giants
Time of Possession	36:29	Miami	22:05	San Francisco
Interceptions Thrown	2	Miami/Tampa Bay/San Francisco	1 (four times)	Most recently, San Francisco
Sacks Given Up	3	Seattle	0	San Francisco/Tampa Bay
Penalties	6	Dallas/Washington/Arizona	1	Giants
Yards Penalized	75	Arizona	5	Giants

OPPONENTS	HIGH	GAME	LOWS	GAME
Points	35	Buffalo	9	Giants
Points in a Half	28	Miami	3	Chicago
First Downs	25	Philadelphia	8	Miami
Rushing Attempts	37	San Francisco	14	Washington
Rushing Yards	136	Dallas/Giants	38	Washington
Passing Attempts	43	Philadelphia	22	Miami
Pass Completions	26	Philadelphia/Tampa Bay	12	Miami
Passing Yards	311	Buffalo	70	Washington
Total Offensive Plays	69	Dallas/Philadelphia	48	Miami
Total Net Yards	390	San Francisco	108	Washington
Time of Possession	37:55	Philadelphia	21:07	Arizona
Interceptions Thrown	2	Philadelphia/Chicago/Seattle/Tampa Bay	0	Dallas/Miami
Sacks Given Up	8	Washington	0	Philadelphia/Tampa Bay
Penalties	7	Dallas/San Francisco	2	Tampa Bay
Yards Penalized	63	San Francisco	7	Tampa Bay

2020 Los Angeles Rams Kickoff Analysis

Opponent	No.	No. in EZ	TB	Opp. Ret.	Ret. Yds.	Ret. Avg.	Squib	Out of Bounds	Onside Rec/Att
vs. Dallas	5	3	3	2	48	24.0	0	0	0/0
at Philadelphia	7	4	4	3	61	20.3	0	0	0/0
at Buffalo	6	5	5	1	15	15.0	0	0	0/0
vs. NY Giants	3	1	1	2	55	27.5	0	0	0/0
at Washington	6	4	4	2	48	24.0	0	0	0/0
at San Francisco	4	3	3	1	21	21.0	0	0	0/0
vs. Chicago	5	4	1	4	94	23.5	0	0	0/0
at Miami	4	3	3	1	45	45.0	0	1	0/0
vs. Seattle	5	5	1	4	136	34.0	0	0	0/0
at Tampa Bay	5	5	4	1	24	24.0	0	0	0/0
vs. San Francisco	5	5	5	0	0	0	0	0	0/0
at Arizona	7	7	6	1	54	54.0	0	0	0/0
vs. New England									
vs. NY Jets									
at Seattle									
vs. Arizona									
Totals	**62**	**49**	**40**	**22**	**601**	**26.02**	**0**	**1**	**0/0**

2020 Los Angeles Rams Team Statistics

	Dal	at Phi	at Buf	NYG	at Was	at SF	Chi	at Mia	Sea	at TB	SF	at Ari	NE	NYJ	at Sea	Ari
SCORING SUMMARY																
1st Qtr.	7	13	0	7	6	0	7	7	10	7	3	0	-	-	-	-
2nd Qtr.	6	7	3	3	14	6	3	3	7	10	0	14	-	-	-	-
3rd Qtr.	7	3	14	0	3	3	14	0	6	7	10	3	-	-	-	-
4th Qtr.	0	13	15	7	7	7	0	7	0	3	7	21	-	-	-	-
OT	-	-	-	-	-	-	-	-	-	-	-	-	-	-	-	-
FIRST DOWNS																
Total	23	30	28	15	20	17	24	31	24	22	14	30	-	-	-	-
Rushing	11	11	13	7	7	7	9	11	8	1	5	8	-	-	-	-
Passing	12	17	15	8	11	9	12	19	15	19	8	19	-	-	-	-
Penalty	0	2	0	0	2	1	3	1	1	2	1	3	-	-	-	-
TOTAL OFFENSE																
Yards	422	449	478	240	429	311	371	471	389	413	308	463	-	-	-	-
Rushing	153	191	167	58	129	113	161	131	106	37	126	119	-	-	-	
Passing	269	267	321	182	309	198	219	340	302	376	182	344	-	-	-	
Sacks (Yds.)	1 (6)	1 (9)	2 (10)	2 (18)	8 (41)	0 (0)	1 (9)	2 (15)	3 (19)	0 (0)	2 (16)	1 (7)	-	-	-	
PASSING																
Attempts	31	27	32	32	30	19	33	61	27	51	31	47	-	-	-	-
Completions	20	20	23	25	21	38	23	35	37	39	19	37	-	-	-	-
Interceptions	1	0	1	0	1	1	0	2	0	2	2	0	-	-	-	-
INTERCEPTIONS BY RAMS																
Number	0	2	1	1	0	0	2	0	2	2	1	1	-	-	-	-
Yards	0	0	0	2	0	0	2	0	19	43	2	35	-	-	-	-
Long	0	0	0	2	0	0	2	0	19	37	2	35	-	-	-	-
Touchdowns	0	0	0	0	0	0	0	0	0	0	0	1	-	-	-	-
PUNTS																
Number	3	2	0	5	5	6	5	6	4	5	7	1	-	-	-	-
Yards	142	96	0	280	205	291	221	284	158	217	343	44	-	-	-	-
Average	47.3	48.0	0	56.0	41.0	48.5	44.2	47.3	39.5	43.4	49.0	44.0	-	-	-	-
PUNT RETURNS																
Number	0	1	0	2	7	3	2	3	1	2	3	3	-	-	-	-
Yards	0	8	0	16	31	29	14	7	15	4	9	18	-	-	-	-
Fair Catches	4	0	1	3	2	1	2	3	2	2	2	1	-	-	-	-
Long	0	8	0	9	10	15	15	5	15	2	7	9	-	-	-	-
Touchdowns	0	0	0	0	0	0	0	0	0	0	0	0	-	-	-	-
KICKOFF RETURNS																
Number	1	1	1	2	2	3	2	2	2	5	0	2	-	-	-	-
Yards	20	19	15	55	0	69	41	29	37	0	0	45	-	-	-	-
Long	20	19	15	41	0	30	23	25	20	0	0	26	-	-	-	-
Touchdowns	0	0	0	0	0	0	0	0	0	0	0	0	-	-	-	
PENALTIES																
Number	5	4	3	1	5	6	4	5	4	5	3	6	-	-	-	-
Yards	34	24	30	5	60	34	46	45	49	65	27	75	-	-	-	-
FUMBLES																
Number	0	1	3	2	1	0	2	3	1	1	2	1	-	-	-	-
Lost	0	1	1	1	0	0	1	2	1	0	2	1	-	-	-	-
SCORING																
Total TDs	2	5	4	2	4	2	3	2	3	3	2	5	-	-	-	-
Rush TDs	2	2	2	1	2	0	1	1	0	0	1	3	-	-	-	-
Pass TDs	0	3	2	1	2	2	2	1	3	3	0	1	-	-	-	-
Ret. TDs	0	0	0	0	0	0	0	0	0	0	1	1	-	-	-	-
PAT (Made/Att)	2/2	4/5	3/3	2/2	3/4	1/2	3/3	2/2	2/3	3/3	2/2	5/5	-	-	-	-
2 PT (Made/Att)	0/0	0/0	1/1	0/0	0/0	0/0	0/0	0/0	0/0	0/0	0/0	0/0	-	-	-	-
FG (Made/Att)	2/3	1/1	1/2	1/1	1/1	1/1	1/2	1/2	1/1	2/3	2/2	1/2	-	-	-	-

2020 Rams Opponent Statistics

	Dal	at Phi	at Buf	NYG	at Was	at SF	Chi	at Mia	Sea	at TB	SF	at Ari	NE	NYJ	at Sea	Ari
SCORING SUMMARY																
1st Qtr.	0	3	7	0	7	7	0	7	7	0	7	7	-	-	-	-
2nd Qtr.	14	13	14	6	3	14	3	21	6	14	0	0	-	-	-	-
3rd Qtr.	3	0	7	0	0	0	0	0	0	3	10	7	-	-	-	-
4th Qtr.	0	3	7	3	0	3	7	0	3	7	6	14	-	-	-	-
OT	-	-	-	-	-	-	-	-	-	-	-	-	-	-	-	-
FIRST DOWNS																
Total	24	25	23	19	10	24	14	31	20	20	18	18	-	-	-	-
Rushing	9	11	8	7	2	6	4	11	6	4	6	5	-	-	-	-
Passing	14	13	14	11	5	16	9	19	13	14	10	11	-	-	-	-
Penalty	1	1	1	1	3	2	1	1	1	2	2	2	-	-	-	-
TOTAL OFFENSE																
Yards	380	363	375	295	108	390	279	145	333	251	348	232	-	-	-	-
Rushing	136	121	101	136	38	122	49	55	113	42	115	92	-	-	-	
Passing	244	242	311	159	111	268	261	93	220	209	233	140	-	-	-	
Sacks (Yds.)	3 (22)	0	4/37	5 (31)	1 (9)	0 (0)	4 (31)	1/3	6 (28)	1 (7)	2 (19)	2 (33)	-	-	-	
PASSING																
Attempts	39	43	33	36	30	23	40	22	37	48	35	39	-	-	-	-
Completions	25	26	24	23	18	33	28	12	22	26	24	21	-	-	-	-
Interceptions	0	2	1	1	0	1	2	0	2	2	1	1	-	-	-	-
INTERCEPTIONS BY OPPONENT																
Number	1	0	1	0	0	0	2	0	2	2	1	1	-	-	-	-
Yards	0	0	0	0	0	0	2	0	19	17	2	35	-	-	-	-
Long	0	0	0	0	0	0	2	0	19	15	2	35	-	-	-	-
Touchdowns	0	0	0	0	0	0	0	0	0	0	0	1	-	-	-	-
PUNTS																
Number	4	2	2	5	10	5	5	9	3	5	7	5	-	-	-	-
Yards	156	96	116	216	511	235	238	385	147	245	357	238	-	-	-	-
Average	39.0	48.0	58.0	43.2	51.1	47.0	44.8	42.8	49.0	49.0	51.0	47.6	-	-	-	-
PUNT RETURNS																
Number	1	1	0	3	2	2	0	1	0	3	3	0	-	-	-	-
Yards	20	0	0	30	13	20	0	88	0	19	9	0	-	-	-	-
Fair Catches	2	0	0	0	1	2	0	2	3	0	2	0	-	-	-	-
Long	20	0	0	15	13	10	0	88	0	8	7	0	-	-	-	-
Touchdowns	0	0	0	0	0	0	0	1	0	0	0	0	-	-	-	-
KICKOFF RETURNS																
Number	2	3	2	1	2	1	4	1	4	1	0	1	-	-	-	-
Yards	48	61	73	27	48	21	94	45	136	24	0	54	-	-	-	-
Long	27	25	39	27	28	21.0	28	45	49	24	0	54	-	-	-	-
Touchdowns	0	0	0	0	0	0	0	0	0	0	0	0	-	-	-	
PENALTIES																
Number	7	5	5	4	3	7	6	3	4	2	5	5	-	-	-	-
Yards	50	30	55	20	40	63	46	30	23	7	40	21	-	-	-	-
FUMBLES																
Number	0	1	1	1	2	0	0	2	1	0	3	2	-	-	-	-
Lost	0	1	1	0	0	0	0	2	1	0	2	1	-	-	-	-
SCORING																
Total TDs	2	2	5	0	1	3	1	4	1	3	2	4	-	-	-	-
Rush TDs	1	2	1	0	1	0	0	1	1	1	1	1	-	-	-	-
Pass TDs	1	0	4	0	0	3	0	1	0	2	0	3	-	-	-	-
Ret. TDs	0	0	0	0	0	0	0	2	0	0	1	0	-	-	-	-
PAT (Made/Att)	2/2	1/2	5/5	0	1/1	3/3	1/1	4/4	1/1	3/3	2/2	4/4	-	-	-	-
2 PT (Made/Att)	0/0	0/1	0/0	0/0	0/0	0/0	0/0	0/0	0/0	0/0	0/0	0/0	-	-	-	-
FG (Made/Att)	1/2	2/2	0/0	3/3	1/1	1/1	1/1	0/0	3/3	1/1	3/4	0/1	-	-	-	-

The Last Time

Team Totals

SHUTOUT
RAMS: 34-0, vs. Arizona (9/16/18)
OPP: 27-0, at Pittsburgh (12/24/11)

40 POINTS
RAMS: 40, vs. Tampa Bay (9/29/19)
OPP: 44, at Dallas (12/15/19)

50 POINTS
RAMS: 54, vs. Kansas City (11/19/18)
OPP: 55, vs. Tampa Bay (9/29/19)

OVERTIME WIN
RAMS: 34-31, vs. Seattle (9/13/15)
OPP: 19-16, at San Francisco (1/3/16)

TWO-POINT ATTEMPT MADE
RAMS: Jared Goff pass (T.Higbee), at Buffalo (9/27/20)
OPP: Trent Taylor pass from Nick Mullens, vs. San Francisco (12/30/18)

TWO-POINT ATTEMPT FAILED
RAMS: Jared Goff rush failed, vs. Seattle (10/3/19)
OPP: Carson Wentz rush failed, at Philadelphia (9/20/20)

SAFETY RECORDED
RAMS: **Aaron Donald and Clay Matthews sacked Mason Rudolph in the end zone, at Pittsburgh (11/10/19)**
OPP: Eddie Goldman sacked Jared Goff in the end zone, at Chicago (12/9/18)

Offensive Totals

200 YARDS IN RUSHING OFFENSE
RAMS: 269, at Arizona (12/23/18)
OPP: 263, at Dallas (12/15/19)

300 YARDS IN RUSHING OFFENSE
RAMS: 337, vs. Carolina (11/11/01)
OPP: 352, at Philadelphia (10/5/14)

400 YARDS IN TOTAL OFFENSE
RAMS: 413, at Tampa Bay (11/23/20)
OPP: 475, at Dallas (12/15/19)

500 YARDS IN TOTAL OFFENSE
RAMS: 549, at Arizona (12/1/19)
OPP: 546, vs. Kansas City (11/19/18)

600 YARDS IN TOTAL OFFENSE
RAMS: 614, vs. San Diego (10/1/00)
OPP: Never Happened

100 YARDS RUSHING
RAMS: 114, Darrell Henderson Jr. at Buffalo (9/27/20)
OPP: 131, Tony Pollard at Dallas (12/15/19)
117, Ezekiel Elliott at Dallas (12/15/19)

200 YARDS RUSHING
RAMS: 208, Todd Gurley II, at Denver (10/14/18)
OPP: 212, Adrian Peterson, vs. Minnesota (12/16/12)

300 YARDS PASSING
RAMS: 351, at Arizona (12/6/20)
OPP: 311, Josh Allen at Buffalo (9/27/20)

400 YARDS PASSING
RAMS: 424, Jared Goff at Arizona (12/1/19)
OPP: 478, Patrick Mahomes II, vs. Kansas City (11/19/18)

The Last Time

Offensive Totals Continued

100 YARDS RECEIVING

RAMS: 130, Cooper Kupp, at Tampa Bay (11/23/20)
145, Robert Woods, at Tampa Bay (11/23/20)
OPP: 103, George Kittle, vs. San Francisco (10/13/19)

200 YARDS RECEIVING

RAMS: 220, Cooper Kupp vs. Cincinnati (10/27/19)
OPP: 215, Tyreek Hill, vs. Kansas City (11/19/18)

300 YARDS RECEIVING

RAMS: 336 (NFL RECORD), Willie “Flipper” Anderson, vs. New Orleans (11/26/89)
OPP: Never Happened

THREE TOTAL TOUCHDOWNS IN A GAME

RAMS: Jared Goff (3 passing), at Tampa Bay (11/23/20)
OPP: Josh Allen (4 passing),at Buffalo (9/27/20)

THREE RUSHING TOUCHDOWNS IN A GAME

RAMS: Todd Gurley II, at Seattle (10/7/18)
OPP: Maurice Jones-Drew, at Jacksonville (10/18/09)

THREE RECEIVING TOUCHDOWNS IN A GAME

RAMS: Tyler Higbee, at Philadelphia (9/20/20)
OPP: Torrey Smith, vs. Baltimore (9/25/11)

THREE PASSING TOUCHDOWNS IN A GAME

RAMS: Jared Goff vs. Arizona (12/29/19)
OPP: Josh Allen, at Buffalo (9/27/20)

FOUR TOUCHDOWNS IN A GAME

RAMS: Todd Gurley II (3 rushing, 1 receiving), at Seattle (12/17/17)
OPP: Josh Allen at Buffalo (9/27/20)

FOUR RUSHING TOUCHDOWNS IN A GAME

RAMS: Marshall Faulk, vs. Minnesota (12/10/00)
OPP: Ron Moore, at Phoenix (12/4/93)

FOUR RECEIVING TOUCHDOWNS IN A GAME

RAMS: Isaac Bruce, vs. San Francisco (10/10/99)
OPP: Mike Ditka, vs. Chicago (10/13/63)

FOUR PASSING TOUCHDOWNS IN A GAME

RAMS: Jared Goff, vs. San Francisco (12/30/18)
OPP: Josh Allen at Buffalo (9/27/20)

FIVE PASSING TOUCHDOWNS IN A GAME

RAMS: Jared Goff, vs. Minnesota (9/27/18)
OPP: Lamar Jackson, vs. Baltimore (11/25/19)

TWO 100-YARD RECEIVERS, SAME GAME

RAMS: 145, Cooper Kupp, at Tampa Bay (11/23/20)
130, Robert Woods
OPP: 215, Tyreek Hill, vs. Kansas City (11/19/18)
127, Travis Kelce

THREE 100-YARD RECEIVERS, SAME GAME

RAMS: 162, Cooper Kupp vs. Minnesota (9/27/18)
116, Brandin Cooks
101, Robert Woods
OPP: 106, DeSean Jackson at Philadelphia (9/7/08)
104, Greg Lewis
102, Hank Baskett

The Last Time

Offensive Totals Continued

100-YARD RUSHER, 100-YARD RECEIVER, SAME GAME

RAMS:	Darrell Henderson Jr.	114 rushing	at Buffalo (9/27/20)
	Cooper Kupp	107 receiving	
OPP:	Alfred Morris	111 rushing	vs. San Francisco (12/30/18)
	George Kittle	149 receiving	

TWO 100-YARD RUSHERS, SAME GAME

RAMS:	183, Marshall Faulk, vs. Carolina (11/11/01)
	145, Trung Candidate
OPP:	131, Tony Pollard at Dallas (12/15/19)
	117, Ezekiel Elliott at Dallas

300-YARD PASSER, 100-YARD RECEIVER, SAME GAME

RAMS:	Jared Goff	355 passing	at Miami (11/1/20)
	Cooper Kupp	110 receiving	
OPP:	Josh Allen	311 passing	at Buffalo (9/27/20)
	Cole Beasley	100 receiving	

300-YARD PASSER, 100-YARD RECEIVER, 100-YARD RUSHER, SAME GAME

RAMS:	Jared Goff	321 passing	at Buffalo (9/27/20)
	Cooper Kupp	107 receiving	
	Darrell Henderson Jr.	114 rushing	
OPP:	Drew Brees	310 passing	at New Orleans (11/27/16)
	Michael Thomas	108 receiving	
	Mark Ingram	146 rushing	

300-YARD PASSER, TWO 100-YARD RECEIVERS, SAME GAME

RAMS:	Jared Goff	376 passing	at Tampa Bay (11/23/20)
	Robert Woods	130 receiving	
	Cooper Kupp	145 receiving	
OPP:	Patrick Mahomes	422 passing	vs. Kansas City Chiefs (11/19/18)
	Tyreek Hill	215 receiving	
	Travis Kelce	127 receiving	

300-YARD PASSER, THREE 100-YARD RECEIVERS, SAME GAME

RAMS:	Jared Goff	465 passing	vs. Minnesota Vikings (9/27/18)
	Cooper Kupp	162 receiving	
	Brandin Cooks	116 receiving	
	Robert Woods	101 receiving	
OPP:	Donovan McNabb	361 passing	at Philadelphia (9/7/08)
	DeSean Jackson	106 receiving	
	Greg Lewis	104 receiving	
	Hank Baskett	102 receiving	

300-YARD PASSER, 100-YARD RUSHER, TWO 100-YARD RECEIVERS, SAME GAME

RAMS:	Marc Bulger	388 passing	vs. Washington (12/24/06)
	Steven Jackson	150 rushing	
	Isaac Bruce	148 receiving	
	Steven Jackson	102 receiving	
OPP:	Eli Manning	390 passing	vs. NY Giants (12/21/14)
	Odell Beckham Jr.	148 receiving	
	Rueben Randle	132 receiving	
	Andre Williams	110 rushing	

300-YARD PASSER, 100-YARD RUSHER, THREE 100-YARD RECEIVERS, SAME GAME

RAMS:	Kurt Warner	390 passing	at San Diego (10/1/00)
	Justin Watson	102 rushing	
	Isaac Bruce	167 receiving	
	Marshall Faulk	116 receiving	
	Az-Zahir Hakim	104 receiving	
OPP:	Never Happened		

The Last Time

Defensive Totals

SIX OR MORE TEAM SACKS IN A GAME
RAMS: 6, vs. Seattle (11/15/20)
OPP: 7, vs. Arizona (1/1/17)

THREE OR MORE INDIVIDUAL SACKS IN A GAME
RAMS: 3, Leonard Floyd, vs Seattle (11/15/20)
OPP: 3, Vic Beasley, vs. Atlanta (12/11/16)

TWO INTERCEPTIONS IN A GAME
RAMS: 2, Jordan Fuller at Tampa Bay (11/23/20)
OPP: 2, Quandre Diggs vs. Seattle (12/8/19)

THREE INTERCEPTIONS IN A GAME
RAMS: 3, Keith Lyle, at Atlanta (12/15/96)
OPP: 3, Ron Bolton, at Cleveland (11/27/77)

INTERCEPTION RETURNED FOR A TOUCHDOWN
RAMS: 35, Troy Hill at Arizona (12/6/20)
OPP: 27, Javon Kinlaw vs. San Francisco (11/29/20)

FUMBLE RETURNED FOR A TOUCHDOWN
RAMS: 20, Troy Hill vs. San Francisco (11/29/20)
OPP: 37, Ndamukong Suh, vs. Tampa Bay (9/29/19)

Special Teams Totals

KICKOFF RETURNED FOR A TOUCHDOWN
RAMS: 103, Pharoh Cooper, at Jacksonville (10/16/17)
OPP: 99, Knile Davis, at Kansas City (10/26/14)

PUNT RETURNED FOR A TOUCHDOWN
RAMS: 75, Tavon Austin, vs. Seattle (9/13/15)
OPP: 88, Jakeem Grant, at Miami (11/1/20)

PUNT BLOCKED
RAMS: Cory Littleton (B.Pinion), at San Francisco 49ers (10/21/18)
OPP: Jermaine Carter Jr. (Hekker), at Carolina (9/8/19)

BLOCKED PUNT RETURNED FOR A TOUCHDOWN
RAMS: Blake Countess, vs. Los Angeles Chargers (9/23/18)
0-yard return of Drew Kaser punt; Blocked by Cory Littleton
OPP: Chris Maragos, at Philadelphia (10/5/14)
10-yard return of Johnny Hekker punt; Blocked by James Casey

FIELD GOAL ATTEMPT BLOCKED
RAMS: Michael Brockers (P. Dawson), at Arizona (12/3/17)
OPP: Rasheem Green (G. Zuerlein) vs. Seattle (12/8/19)

BLOCKED FIELD GOAL ATTEMPT RETURNED FOR A TOUCHDOWN
RAMS: LeRoy Irvin, vs. San Francisco (9/14/86)
65-yard return of Ray Wersching 44-yard attempt; Blocked by Jery Gray; Mike Wilcher recovered and lateraled to Irvin
OPP: Kevin Ross, vs. Atlanta (10/12/95)
83-yard return of Steve McLaughlin 28-yard attempt; Blocked by Roger Harper

FOUR OR MORE FIELD GOALS
RAMS: 4, Greg Zuerlein, at Oakland (9/10/18)
OPP: 4, Stephen Gostkowski, at New England (12/4/16)

PAT BLOCKED
RAMS: Tyrunn Walker (P. Dawson), at Arizona (12/3/17)
OPP: Malik Jackson (S. Sloman), at Philadelphia (9/20/20)

PAT ATTEMPT FAILED
RAMS: Samuel Sloman, at San Francisco (10/18/20)
OPP: Jason Myers vs. Seattle (12/8/19)

2020 Los Angeles Rams Weekly Leaders

GAME	SCORING	CARRIES	RUSHING YARDS	RECEIVING YARDS	TACKLES	SACKS	INTs	SP. TEAMS TACKLES
Dallas	M. Brown (12)	M. Brown (18)	M. Brown (79)	R. Woods (105)	J. Fuller (8)	Three Players (1.0)	-	Two Players (1)
at Philadelphia	T. Higbee (18)	D. Henderson (12)	D. Henderson (81)	C. Kupp (81)	M. Kiser (16)	-	Two Players (1)	T.Rapp (2)
at Buffalo	Five Players (6)	D. Henderson (20)	D. Henderson (114)	C. Kupp (107)	T. Hill (8)	A. Donald (2.0)	J. Johnson III (1)	Two Players (1)
New York Giants	Two Players (6)	M. Brown (9)	M. Brown (37)	R. Woods (35)	T. Rapp (8)	Four Players (1.0)	D. Williams (1)	N. Webster (2)
at Washington	D. Henderson (12)	D. Henderson (15)	C. Akers (61)	G. Everett (90)	T. Reeder (10)	A. Donald (4.0)	-	J. Polite (2)
at San Fran-cisco	Two Players (6)	D. Henderson (14)	D. Henderson (88)	T. Higbee (56)	Two Players (13)	-	-	Three Players (1)
Chicago	Four Players (6)	D. Henderson (15)	D. Henderson (64)	J. Reynolds (52)	M. Kiser (8)	L. Floyd (2.0)	Two Players (1)	Two Players (2)
at Miami	R.Woods (12)	M.Brown (10)	D.Henderson (47)	C.Kupp (110)	M.Kiser (6)	A. Donald (1.0)	-	K.Forbath (1)
Seattle	M.Brown (12)	C.Akers (10)	C.Akers (38)	J.Reynolds (94)	M.Kiser (12)	L.Floyd (3.0)	D.Williams (2)	T.Reeder (2)
at Tampa Bay	Four Players (6)	D.Henderson (8)	M.Brown (20)	C.Kupp (145)	Five Players (6)	S.Ebukam (1.0)	J.Fuller (2)	Four Players (1)
San Fran-cisco	Three Players (6)	D.Henderson (10)	C.Akers (84)	R.Woods (80)	T.Reeder (15)	Two Players (1.0)	J.Fuller (1)	Two Players (1)
at Arizona	Five Players (6)	C.Akers (21)	C.Akers (72)	R.Woods (85)	T.Reeder (10)	Two Players (1.0)	T.Hill (1)	S.Ebukam (1)
New England								
New York Jets								
at Seattle								
Arizona								

2020 Rams Weekly Team Rankings

NFL RANKINGS

	OFFENSE			DEFENSE		
	Overall	Rush	Pass	Overall	Rush	Pass
Week 1	5th	9th	6th	19th	11th	17th
Week 2	5th	3rd	9th	15th	13th	15th
Week 3	3rd	3rd	7th	15th	15th	12th
Week 4	7th	7th	14th	12th	18th	8th
Week 5	5th	7th	13th	4th	10th	2nd
Week 6	11th	9th	16th	4th	12th	3rd
Week 7	10th	4th	18th	6th	7th	5th
Week 8	8th	7th	13th	1st	4th	2nd
Week 9			BYE WEEK			
Week 10	7th	8th	11th	6th	5th	3rd
Week 11	3rd	9th	9th	1st	5th	2nd
Week 12	6th	9th	11th	2nd	4th	3rd
Week 13	3rd	8th	5th	2nd	3rd	3rd
Week 14	-	-	-	-	-	-
Week 15	-	-	-	-	-	-
Week 16	-	-	-	-	-	-
Week 17	-	-	-	-	-	-

NFC RANKINGS

	OFFENSE			DEFENSE		
	Overall	Rush	Pass	Overall	Rush	Pass
Week 1	4th	3rd	6th	8th	10th	8th
Week 2	4th	2nd	6th	6th	7th	7th
Week 3	3rd	2nd	5th	7th	7th	6th
Week 4	4th	4th	8th	9th	10th	5th
Week 5	3rd	4th	7th	2nd	5th	1st
Week 6	6th	4th	8th	2nd	7th	2nd
Week 7	6th	3rd	2nd	4th	4th	3rd
Week 8	5th	3rd	7th	1st	3rd	2nd
Week 9			BYE WEEK			
Week 10	5th	3rd	6th	1st	4th	2nd
Week 11	3rd	4th	5th	1st	4th	2nd
Week 12	4th	4th	6th	2nd	4th	2nd
Week 13	2nd	4th	2nd	2nd	3rd	2nd
Week 14	-	-	-	-	-	-
Week 15	-	-	-	-	-	-
Week 16	-	-	-	-	-	-
Week 17	-	-	-	-	-	-

2020 Turnover Breakdown

	TAKEAWAYS			GIVEAWAYS				
OPPONENT	FUMBLES	INT	TOTAL	FUMBLES	INT	TOTAL	MARGIN	RESULT
Dallas	0	0	0	0	1	1	-1	W
at Philadelphia	1	2	3	1	0	1	+2	W
at Buffalo	1	1	2	1	1	1	+1	L
New York Giants	0	1	1	1	0	0	+1	W
at Washington	0	0	0	0	1	1	-1	W
at San Francisco	0	0	0	0	1	1	-1	L
Chicago	0	2	2	1	0	1	+1	W
at Miami	2	0	1	2	2	4	-3	L
Seattle	1	2	3	1	0	1	+2	W
at Tampa Bay	0	2	2	0	2	2	0	W
San Francisco	2	1	3	2	2	4	-1	L
at Arizona	1	1	2	1	0	1	+1	W
New England	-	-	-	-	-	-	-	-
New York Jets	-	-	-	-	-	-	-	-
at Seattle	-	-	-	-	-	-	-	-
Arizona	-	-	-	-	-	-	-	-
Totals	**8**	**12**	**20**	**10**	**10**	**20**	**0**	**8-4**

Rams-Cowboys Ball Possession and Drive Chart

Dallas Cowboys

#	Time Recd	Time Lost	Time Poss	How Ball Obtained	Drive Began	# Play	Yds Gain	Yds Pen	Net Yds	1st Down	Last Scrm	How Given Up
1	11:37	8:59	2:38	Kickoff	DAL 25	6	23	0	23	2	DAL 48	Punt
2	0:02	12:24	2:38	Missed FG	DAL 20	8	95	-15	80	4	* LA 19	Touchdown
3	8:42	5:12	3:30	Kickoff	DAL 25	9	40	0	40	2	LA 35	Missed FG
4	1:56	0:17	1:39	Kickoff	DAL 27	9	83	-10	73	6	* LA 1	Touchdown
5	15:00	11:24	3:36	Kickoff	DAL 32	7	21	0	21	2	LA 47	Punt
6	5:33	4:22	1:11	Kickoff	DAL 25	4	13	0	13	1	DAL 38	Punt
7	3:43	1:50	1:53	Interception	LA 39	6	20	4	24	2	* LA 15	Field Goal
8	0:16	11:40	3:36	Punt	DAL 35	9	56	0	56	3	* LA 11	Downs
9	6:22	5:03	1:19	Punt	DAL 12	3	5	0	5	0	DAL 17	Punt
10	2:28	0:06	2:22	Punt	DAL 9	10	25	-10	15	2	DAL 24	Downs

(271) Average DAL 27

Los Angeles Rams

#	Time Recd	Time Lost	Time Poss	How Ball Obtained	Drive Began	# Play	Yds Gain	Yds Pen	Net Yds	1st Down	Last Scrm	How Given Up
1	15:00	11:37	3:23	Kickoff	LA 25	7	70	5	75	4	* DAL 1	Touchdown
2	8:59	0:02	8:57	Punt	LA 17	17	67	5	72	5	* DAL 11	Missed FG
3	12:24	8:42	3:42	Kickoff	LA 25	11	63	-5	58	4	* DAL 17	Field Goal
4	5:12	1:56	3:16	Missed FG	LA 43	7	44	0	44	1	* DAL 13	Field Goal
5	0:17	0:00	0:17	Kickoff	LA 28	1	12	0	12	1	LA 28	End of Half
6	11:24	5:33	5:51	Punt	LA 15	11	90	-5	85	5	* DAL 2	Touchdown
7	4:22	3:43	0:39	Punt	LA 27	3	3	0	3	0	LA 30	Interception
8	1:50	0:16	1:34	Kickoff	LA 25	3	7	-5	2	0	LA 27	Punt
9	11:40	6:22	5:18	Downs	LA 9	9	47	-10	37	2	LA 46	Punt
10	5:03	2:28	2:35	Punt	LA 29	5	20	0	20	1	LA 49	Punt
11	0:06	0:00	0:06	Downs	DAL 24	1	-1	0	-1	0	DAL 24	End of Game

(319) Average LA 29

*** inside opponent's 20**

Time of Possession by Quarter		**1st**	**2nd**	**3rd**	**4th**	**OT**	**Total**
Visitor	Dallas Cowboys	2:40	7:45	6:56	7:01		24:22
Home	Los Angeles Rams	12:20	7:15	8:04	7:59		35:38

Kickoff Drive No.-Start Average Cowboys: 5 - DAL 27 Rams: 4 - LA 26

Rams-Eagles Ball Possession and Drive Chart

Los Angeles Rams

#	Time Recd	Time Lost	Time Poss	How Ball Obtained	Drive Began	# Play	Yds Gain	Yds Pen	Net Yds	1st Down	Last Scrm	How Given Up
1	13:37	11:15	2:22	Fumble	PHI 41	5	41	0	41	2	* PHI 4	Touchdown
2	6:42	1:48	4:54	Kickoff	LA 25	10	75	0	75	5	* PHI 5	Touchdown
3	0:47	12:15	3:32	Punt	LA 20	8	75	5	80	6	* PHI 3	Touchdown
4	6:10	2:11	3:59	Kickoff	LA 23	7	38	0	38	3	PHI 39	Punt
5	0:35	0:00	0:35	Kickoff	LA 25	1	-1	0	-1	0	LA 25	End of Half
6	15:00	13:32	1:28	Kickoff	LA 25	3	4	0	4	0	LA 29	Punt
7	8:03	2:14	5:49	Interception	LA 20	16	73	-5	68	6	* PHI 12	Field Goal
8	12:07	10:53	1:14	Kickoff	LA 25	3	70	5	75	2	PHI 28	Touchdown
9	7:48	3:37	4:11	Downs	LA 36	9	64	0	64	5	* PHI 2	Touchdown
10	3:09	0:00	3:09	Interception	PHI 42	6	10	0	10	1	PHI 31	End of Game

(316) Average LA 32

Philadelphia Eagles

#	Time Recd	Time Lost	Time Poss	How Ball Obtained	Drive Began	# Play	Yds Gain	Yds Pen	Net Yds	1st Down	Last Scrm	How Given Up
1	15:00	13:37	1:23	Kickoff	PHI 21	3	17	0	17	1	PHI 35	Fumble
2	11:15	6:42	4:33	Kickoff	PHI 30	9	45	5	50	3	LA 20	Field Goal
3	1:48	0:47	1:01	Kickoff	PHI 30	3	8	0	8	0	PHI 38	Punt
4	12:15	6:10	6:05	Kickoff	PHI 25	11	71	4	75	7	* LA 1	Touchdown
5	2:11	0:46	1:25	Punt	PHI 20	6	18	0	18	1	PHI 38	Punt
6	0:46	0:35	0:11	Fumble	LA 11	2	11	0	11	1	* LA 5	Touchdown
7	13:32	8:03	5:29	Punt	PHI 14	12	65	0	65	5	LA 21	Interception
8	2:14	12:07	5:07	Kickoff	PHI 25	13	60	0	60	4	* LA 15	Field Goal
9	10:53	7:48	3:05	Kickoff	PHI 12	10	57	-5	52	2	LA 36	Downs
10	3:37	3:09	0:28	Kickoff	PHI 25	2	11	0	11	1	PHI 36	Interception

(291) Average PHI 29

*** inside opponent's 20**

Time of Possession by Quarter		**1st**	**2nd**	**3rd**	**4th**	**OT**	**Total**
Visitor	Los Angeles Rams	8:03	7:19	7:17	8:34		31:13
Home	Philadelphia Eagles	6:57	7:41	7:43	6:26		28:47

Kickoff Drive No.-Start Average Rams: 5 - LA 25 Eagles: 7 - PHI 24

Rams-Bills Ball Possession and Drive Chart

Los Angeles Rams

#	Time Recd	Time Lost	Time Poss	How Ball Obtained	Drive Began	# Play	Yds Gain	Yds Pen	Net Yds	1st Down	Last Scrm	How Given Up
1	13:53	8:07	5:46	Punt	LA 13	10	53	0	53	4	BUF 34	Missed FG
2	1:41	13:59	2:42	Kickoff	LA 25	7	31	0	31	2	BUF 44	Interception
3	10:04	3:09	6:55	Kickoff	LA 25	13	63	0	63	5	* BUF 12	Field Goal
4	0:38	0:00	0:38	Kickoff	LA 25	3	14	-10	4	1	LA 25	End of Half
5	15:00	12:21	2:39	Kickoff	LA 25	7	27	0	27	1	BUF 48	Downs
6	8:05	4:47	3:18	Kickoff	LA 25	8	75	0	75	5	* BUF 1	Touchdown
7	4:13	2:52	1:21	Interception	LA 41	3	59	0	59	2	BUF 25	Touchdown
8	1:17	10:34	5:43	Punt	LA 3	10	107	-10	97	5	* BUF 16	Touchdown
9	7:25	4:30	2:55	Fumble	BUF 37	6	37	0	37	3	* BUF 1	Touchdown
10	0:15	0:00	0:15	Kickoff	LA 25	1	-1	0	-1	0	LA 25	Fumble

(270) Average LA 27

Buffalo Bills

#	Time Recd	Time Lost	Time Poss	How Ball Obtained	Drive Began	# Play	Yds Gain	Yds Pen	Net Yds	1st Down	Last Scrm	How Given Up
1	15:00	13:53	1:07	Kickoff	BUF 42	3	1	0	1	0	BUF 43	Punt
2	8:07	1:41	6:26	Missed FG	BUF 43	11	57	0	57	4	* LA 1	Touchdown
3	13:59	10:04	3:55	Interception	BUF 34	7	66	0	66	4	* LA 1	Touchdown
4	3:09	0:38	2:31	Kickoff	BUF 25	8	75	0	75	4	* LA 3	Touchdown
5	12:21	8:05	4:16	Downs	BUF 48	7	62	-10	52	3	* LA 4	Touchdown
6	4:47	4:13	0:34	Kickoff	BUF 29	2	2	-10	-8	0	BUF 21	Interception
7	2:52	1:17	1:35	Kickoff	BUF 25	3	0	0	0	0	BUF 25	Punt
8	10:34	7:25	3:09	Kickoff	BUF 25	6	32	-5	27	2	LA 42	Fumble
9	4:30	0:15	4:15	Kickoff	BUF 25	11	80	-5	75	6	* LA 3	Touchdown

(296) Average BUF 33

*** inside opponent's 20**

Time of Possession by Quarter		**1st**	**2nd**	**3rd**	**4th**	**OT**	**Total**
Visitor	Los Angeles Rams	7:27	8:34	8:35	7:36		32:12
Home	Buffalo Bills	7:33	6:26	6:25	7:24		27:48

Kickoff Drive No.-Start Average Rams: 6 - LA 25 Bills: 6 - BUF 28

Rams-Giants Ball Possession and Drive Chart

New York Giants

#	Time Recd	Time Lost	Time Poss	How Ball Obtained	Drive Began	# Play	Yds Gain	Yds Pen	Net Yds	1st Down	Last Scrm	How Given Up
1	15:00	13:20	1:40	Kickoff	NYG 31	3	-9	0	-9	0	NYG 22	Punt
2	6:19	2:54	3:25	Kickoff	NYG 25	5	7	-5	2	1	NYG 27	Punt
3	2:45	14:51	2:54	Fumble	LA 34	6	22	-5	17	1	* LA 17	Field Goal
4	13:22	11:06	2:16	Punt	NYG 35	3	-9	0	-9	0	NYG 26	Punt
5	3:52	0:00	3:52	Kickoff	NYG 25	13	56	0	56	4	* LA 19	Field Goal
6	12:35	8:01	4:34	Punt	NYG 20	8	37	0	37	2	LA 43	Punt
7	5:25	14:11	6:14	Punt	NYG 43	11	58	-10	48	3	* LA 9	Field Goal
8	12:32	9:46	2:46	Punt	NYG 20	4	32	0	32	1	LA 48	Punt
9	6:56	2:33	4:23	Kickoff	NYG 25	9	39	5	44	4	LA 31	Downs
10	2:05	0:52	1:13	Punt	NYG 20	7	62	0	62	3	* LA 18	Interception

(310) Average NYG 31

Los Angeles Rams

#	Time Recd	Time Lost	Time Poss	How Ball Obtained	Drive Began	# Play	Yds Gain	Yds Pen	Net Yds	1st Down	Last Scrm	How Given Up
1	13:20	6:19	7:01	Punt	LA 35	12	65	0	65	6	* NYG 2	Touchdown
2	2:54	2:45	0:09	Punt	LA 24	1	10	0	10	0	LA 24	Fumble
3	14:51	13:22	1:29	Kickoff	LA 25	3	-6	0	-6	0	LA 19	Punt
4	11:06	3:52	7:14	Punt	LA 39	15	47	0	47	4	* NYG 14	Field Goal
5	15:00	12:35	2:25	Kickoff	LA 21	5	21	0	21	1	LA 42	Punt
6	8:01	5:25	2:36	Punt	LA 9	5	10	0	10	1	LA 19	Punt
7	14:11	12:32	1:39	Kickoff	LA 36	3	4	0	4	0	LA 40	Punt
8	9:46	6:56	2:50	Punt	LA 9	8	91	0	91	3	LA 45	Touchdown
9	2:33	2:05	0:28	Downs	LA 31	3	1	0	1	0	LA 32	Punt
10	0:52	0:00	0:52	Interception	LA 7	3	-3	0	-3	0	LA 5	End of Game

(236) Average LA 24

*** inside opponent's 20**

Time of Possession by Quarter		**1st**	**2nd**	**3rd**	**4th**	**OT**	**Total**
Visitor	New York Giants	7:50	6:17	9:59	9:11		33:17
Home	Los Angeles Rams	7:10	8:43	5:01	5:49		26:43

Kickoff Drive No.-Start Average Giants: 4 - NYG 26 Rams: 3 - LA 27

L.A.-Washington Ball Possession and Drive Chart

Los Angeles Rams

#	Time Recd	Time Lost	Time Poss	How Ball Obtained	Drive Began	# Play	Yds Gain	Yds Pen	Net Yds	1st Down	Last Scrm	How Given Up
1	13:32	7:29	6:03	Punt	LA 24	10	76	0	76	5	* WAS 1	Touchdown
2	1:34	14:52	1:42	Kickoff	LA 25	4	60	15	75	2	LA 44	Touchdown
3	12:12	7:32	4:40	Punt	LA 17	9	83	0	83	4	* WAS 2	Touchdown
4	5:49	2:55	2:54	Punt	LA 22	5	17	15	32	2	WAS 46	Punt
5	1:32	0:49	0:43	Punt	LA 24	4	15	0	15	1	LA 39	Interception
6	15:00	12:54	2:06	Kickoff	LA 25	3	-8	0	-8	0	LA 17	Punt
7	10:55	7:04	3:51	Punt	LA 20	10	70	0	70	2	* WAS 10	Field Goal
8	5:29	3:22	2:07	Punt	LA 30	3	8	0	8	0	LA 38	Punt
9	1:14	14:55	1:19	Punt	WAS 43	4	9	0	9	0	WAS 34	Downs
10	13:32	11:11	2:21	Downs	WAS 43	3	3	-5	-2	0	WAS 45	Punt
11	9:31	6:37	2:54	Punt	LA 49	5	51	0	51	3	* WAS 11	Touchdown
12	5:37	2:27	3:10	Punt	LA 20	4	45	0	45	1	WAS 35	Punt
13	1:45	0:00	1:45	Punt	LA 33	3	0	0	0	0	LA 34	End of Game

(403) Average LA 31

Washington Football Team

#	Time Recd	Time Lost	Time Poss	How Ball Obtained	Drive Began	# Play	Yds Gain	Yds Pen	Net Yds	1st Down	Last Scrm	How Given Up
1	15:00	13:32	1:28	Kickoff	WAS 25	3	4	0	4	0	WAS 29	Punt
2	7:29	1:34	5:55	Kickoff	WAS 27	10	58	15	73	5	* LA 7	Touchdown
3	14:52	12:12	2:40	Kickoff	WAS 10	5	17	15	32	2	WAS 42	Punt
4	7:32	5:49	1:43	Kickoff	WAS 25	3	-5	0	-5	0	WAS 20	Punt
5	2:55	1:32	1:23	Punt	WAS 11	5	11	15	26	1	WAS 37	Punt
6	0:49	0:00	0:49	Interception	WAS 41	5	29	0	29	2	LA 30	Field Goal
7	12:54	10:55	1:59	Punt	WAS 49	3	-10	0	-10	0	WAS 39	Punt
8	7:04	5:29	1:35	Kickoff	WAS 25	3	1	0	1	0	WAS 26	Punt
9	3:22	1:14	2:08	Punt	WAS 6	3	-5	0	-5	0	WAS 1	Punt
10	14:55	13:32	1:23	Downs	WAS 35	4	8	0	8	0	WAS 43	Downs
11	11:11	9:31	1:40	Punt	WAS 8	3	-5	0	-5	0	WAS 3	Punt
12	6:37	5:37	1:00	Kickoff	WAS 25	3	-2	0	-2	0	WAS 23	Punt
13	2:27	1:45	0:42	Punt	WAS 7	3	7	0	7	0	WAS 14	Punt

(294) Average WAS 23

*** inside opponent's 20**

Time of Possession by Quarter		**1st**	**2nd**	**3rd**	**4th**	**OT**	**Total**
Visitor	Los Angeles Rams	7:37	8:25	9:18	10:15		35:35
Home	Washington Football Team	7:23	6:35	5:42	4:45		24:25

Kickoff Drive No.-Start Average Rams: 2 - LA 25 Football Team: 6 - WAS 23

Rams-49ers Ball Possession and Drive Chart

Los Angeles Rams

#	Time Recd	Time Lost	Time Poss	How Ball Obtained	Drive Began	# Play	Yds Gain	Yds Pen	Net Yds	1st Down	Last Scrm	How Given Up
1	11:39	9:55	1:44	Kickoff	LA 25	5	19	0	19	1	LA 44	Punt
2	6:27	5:22	1:05	Punt	LA 38	3	2	0	2	0	LA 40	Punt
3	14:14	9:03	5:11	Kickoff	LA 36	10	69	-5	64	5	* SF 10	Touchdown
4	1:47	1:09	0:38	Kickoff	LA 25	3	12	-5	7	0	LA 32	Punt
5	15:00	12:06	2:54	Kickoff	LA 29	7	52	-4	48	2	* SF 23	Field Goal
6	10:30	9:23	1:07	Punt	LA 37	3	1	5	6	0	LA 43	Punt
7	7:20	2:33	4:47	Punt	LA 38	9	43	17	60	4	* SF 2	Interception
8	0:19	13:22	1:57	Punt	LA 14	5	30	-5	25	1	LA 39	Punt
9	9:21	8:41	0:40	Punt	LA 1	3	4	0	4	0	LA 5	Punt
10	5:26	3:24	2:02	Kickoff	LA 21	10	79	0	79	4	SF 40	Touchdown

(264) Average LA 26

San Francisco 49ers

#	Time Recd	Time Lost	Time Poss	How Ball Obtained	Drive Began	# Play	Yds Gain	Yds Pen	Net Yds	1st Down	Last Scrm	How Given Up
1	15:00	11:39	3:21	Kickoff	SF 24	6	76	0	76	4	* LA 6	Touchdown
2	9:55	6:27	3:28	Punt	SF 10	6	18	0	18	1	SF 28	Punt
3	5:22	14:14	6:08	Punt	SF 13	10	93	-6	87	4	LA 44	Touchdown
4	9:03	1:47	7:16	Kickoff	SF 25	13	81	-6	75	6	* LA 2	Touchdown
5	1:09	0:00	1:09	Punt	SF 13	6	23	6	29	3	SF 41	End of Half
6	12:06	10:30	1:36	Kickoff	SF 25	3	-1	0	-1	0	SF 24	Punt
7	9:23	7:20	2:03	Punt	SF 13	3	7	0	7	0	SF 20	Punt
8	2:33	0:19	2:14	Interception	SF 20	4	23	0	23	1	SF 43	Punt
9	13:22	9:21	4:01	Punt	SF 28	7	28	0	28	2	LA 44	Punt
10	8:41	5:26	3:15	Punt	SF 49	7	20	0	20	1	LA 31	Field Goal
11	3:24	0:00	3:24	Kickoff	SF 25	6	22	0	22	2	SF 48	End of Game

(245) Average SF 22

*** inside opponent's 20**

Time of Possession by Quarter		**1st**	**2nd**	**3rd**	**4th**	**OT**	**Total**
Visitor	Los Angeles Rams	2:49	5:49	9:07	4:20		22:05
Home	San Francisco 49ers	12:11	9:11	5:53	10:40		37:55

Kickoff Drive No.-Start Average Rams: 5 - LA 27 49ers: 4 - SF 25

Rams-Bears Ball Possession and Drive Chart

Chicago Bears

#	Time Recd	Time Lost	Time Poss	How Ball Obtained	Drive Began	# Play	Yds Gain	Yds Pen	Net Yds	1st Down	Last Scrm	How Given Up
1	15:00	11:30	3:30	Kickoff	CHI 30	6	27	-10	17	1	CHI 47	Punt
2	7:55	6:35	1:20	Punt	CHI 7	3	5	0	5	0	CHI 12	Punt
3	3:57	14:13	4:44	Kickoff	CHI 18	8	58	0	58	2	LA 24	Field Goal
4	9:05	8:05	1:00	Punt	CHI 10	3	9	-4	5	0	CHI 15	Punt
5	4:55	1:08	3:47	Kickoff	CHI 19	6	27	0	27	2	CHI 46	Punt
6	11:49	10:27	1:22	Punt	CHI 1	3	4	0	4	0	CHI 5	Punt
7	8:06	5:07	2:59	Kickoff	CHI 20	6	45	26	71	4	* LA 9	Interception
8	1:34	0:07	1:27	Kickoff	CHI 25	4	7	0	7	0	CHI 34	Downs
9	12:45	9:06	3:39	Missed FG	CHI 38	8	50	0	50	2	* LA 4	Downs
10	5:08	3:13	1:55	Punt	CHI 6	6	18	0	18	1	CHI 24	Interception
11	2:46	1:04	1:42	Punt	CHI 5	9	29	0	29	2	CHI 34	Downs

(179) Average CHI 16

Los Angeles Rams

#	Time Recd	Time Lost	Time Poss	How Ball Obtained	Drive Began	# Play	Yds Gain	Yds Pen	Net Yds	1st Down	Last Scrm	How Given Up
1	11:30	7:55	3:35	Punt	LA 10	8	43	5	48	4	CHI 42	Punt
2	6:35	3:57	2:38	Punt	LA 48	7	52	0	52	4	* CHI 4	Touchdown
3	14:13	9:05	5:08	Kickoff	LA 25	9	45	-10	35	2	CHI 40	Punt
4	8:05	4:55	3:10	Punt	LA 38	6	58	0	58	2	* CHI 4	Field Goal
5	1:08	0:00	1:08	Punt	LA 10	6	25	0	25	1	LA 29	End of Half
6	15:00	11:49	3:11	Kickoff	LA 18	4	2	22	24	1	LA 42	Punt
7	10:27	8:06	2:21	Punt	LA 45	7	55	0	55	5	* CHI 1	Touchdown
8	5:07	1:34	3:33	Interception	LA 20	8	80	0	80	5	* CHI 12	Touchdown
9	0:07	12:45	2:22	Downs	CHI 32	4	7	-5	2	0	CHI 30	Missed FG
10	9:06	7:30	1:36	Downs	LA 12	3	2	0	2	0	LA 18	Fumble
11	7:30	5:08	2:22	Kickoff	LA 25	3	6	0	6	0	LA 31	Punt
12	3:13	2:46	0:27	Interception	CHI 39	3	-2	0	-2	0	CHI 41	Punt
13	1:04	0:00	1:04	Downs	CHI 33	2	-2	0	-2	0	CHI 34	End of Game

(447) Average LA 34

*** inside opponent's 20**

Time of Possession by Quarter		**1st**	**2nd**	**3rd**	**4th**	**OT**	**Total**
Visitor	Chicago Bears	8:47	5:34	5:48	7:16		27:25
Home	Los Angeles Rams	6:13	9:26	9:12	7:44		32:35

Kickoff Drive No.-Start Average Bears: 5 - CHI 22 Rams: 3 - LA 23

Rams-Dolphins Ball Possession and Drive Chart

Los Angeles Rams

#	Time Recd	Time Lost	Time Poss	How Ball Obtained	Drive Began	# Play	Yds Gain	Yds Pen	Net Yds	1st Down	Last Scrm	How Given Up
1	15:00	13:21	1:39	Kickoff	LA 25	5	8	5	13	1	LA 38	Punt
2	12:38	11:13	1:25	Fumble	MIA 15	3	15	0	15	2	* MIA 4	Touchdown
3	8:42	5:55	2:47	Punt	LA 7	7	42	0	42	2	LA 49	Punt
4	4:11	2:55	1:16	Punt	LA 12	4	27	0	27	1	LA 39	Interception
5	15:00	11:11	3:49	Kickoff	LA 24	6	45	-5	40	3	MIA 36	Punt
6	11:03	10:01	1:02	Fumble	MIA 7	2	-15	0	-15	0	* MIA 9	Fumble
7	10:01	8:44	1:17	Kickoff	LA 24	3	4	0	4	0	LA 28	Punt
8	8:44	4:44	4:00	Kickoff	LA 40	7	33	0	33	3	MIA 27	Interception
9	3:49	2:51	0:58	Punt	LA 29	3	0	0	0	0	LA 31	Fumble
10	2:47	0:11	2:36	Kickoff	LA 25	13	65	5	70	5	* MIA 5	Field Goal
11	12:48	11:05	1:43	Punt	LA 28	3	-3	0	-3	0	LA 25	Punt
12	8:16	6:07	2:09	Punt	LA 10	5	20	0	20	1	LA 30	Punt
13	5:02	1:22	3:40	Punt	LA 25	7	44	-10	34	1	MIA 41	Downs
14	14:07	9:58	4:09	Punt	LA 11	10	89	0	89	6	* MIA 11	Touchdown
15	6:30	3:38	2:52	Punt	LA 8	11	62	0	62	3	MIA 30	Missed FG
16	1:08	0:00	1:08	Punt	LA 5	5	35	0	35	3	LA 34	End of Game

(451) Average LA 28

Miami Dolphins

#	Time Recd	Time Lost	Time Poss	How Ball Obtained	Drive Began	# Play	Yds Gain	Yds Pen	Net Yds	1st Down	Last Scrm	How Given Up
1	13:21	12:38	0:43	Punt	MIA 20	2	0	0	0	0	MIA 23	Fumble
2	11:13	8:42	2:31	Kickoff	MIA 49	5	12	0	12	1	LA 39	Punt
3	5:55	4:11	1:44	Punt	MIA 10	3	5	0	5	0	MIA 15	Punt
4	2:55	0:00	2:55	Interception	LA 33	6	33	0	33	3	* LA 3	Touchdown
5	11:11	11:03	0:08	Punt	MIA 3	1	4	0	4	0	MIA 3	Fumble
6	4:44	3:49	0:55	Interception	MIA 26	3	6	0	6	0	MIA 32	Punt
7	2:51	2:47	0:04	Fumble	LA 1	1	1	0	1	1	* LA 1	Touchdown
8	0:11	0:00	0:11	Kickoff	MIA 25	1	-2	0	-2	0	MIA 25	End of Half
9	15:00	12:48	2:12	Kickoff	MIA 25	3	9	0	9	0	MIA 34	Punt
10	11:05	8:16	2:49	Punt	MIA 31	5	15	0	15	1	MIA 46	Punt
11	6:07	5:02	1:05	Punt	MIA 26	3	4	0	4	0	MIA 30	Punt
12	1:22	14:07	2:15	Downs	MIA 41	3	13	-10	3	0	MIA 44	Punt
13	9:58	6:30	3:28	Kickoff	MIA 25	6	27	0	27	1	LA 48	Punt
14	3:38	1:08	2:30	Missed FG	MIA 38	6	18	0	18	1	LA 44	Punt

(485) Average MIA 35

*** inside opponent's 20**

Time of Possession by Quarter		**1st**	**2nd**	**3rd**	**4th**	**OT**	**Total**
Visitor	Los Angeles Rams	7:07	13:42	7:32	8:09		36:30
Home	Miami Dolphins	7:53	1:18	7:28	6:51		23:30

Kickoff Drive No.-Start Average Rams: 5 - LA 28 Dolphins: 4 - MIA 31

Rams-Seahawks Ball Possession and Drive Chart

Seattle Seahawks

#	Time Recd	Time Lost	Time Poss	How Ball Obtained	Drive Began	# Play	Yds Gain	Yds Pen	Net Yds	1st Down	Last Scrm	How Given Up
1	9:37	6:00	3:37	Kickoff	SEA 22	7	78	0	78	4	* LA 13	Touchdown
2	2:24	13:16	4:08	Kickoff	SEA 25	9	34	-6	28	2	LA 47	Punt
3	6:19	3:45	2:34	Kickoff	SEA 32	6	49	0	49	1	* LA 19	Field Goal
4	2:51	2:03	0:48	Fumble	LA 27	2	5	0	5	0	LA 22	Interception
5	1:11	0:00	1:11	Punt	SEA 9	10	48	0	48	4	LA 43	Field Goal
6	15:00	13:07	1:53	Kickoff	SEA 33	3	9	-4	5	0	SEA 38	Punt
7	6:22	4:32	1:50	Kickoff	SEA 47	3	-15	0	-15	0	SEA 32	Punt
8	1:30	13:35	2:55	Punt	SEA 25	7	24	0	24	2	LA 47	Fumble
9	12:12	7:48	4:24	Punt	SEA 10	8	52	-5	47	3	LA 43	Interception
10	3:29	0:25	3:04	Punt	SEA 5	13	45	29	74	4	* LA 21	Field Goal

(281) Average SEA 28

Los Angeles Rams

#	Time Recd	Time Lost	Time Poss	How Ball Obtained	Drive Began	# Play	Yds Gain	Yds Pen	Net Yds	1st Down	Last Scrm	How Given Up
1	15:00	9:37	5:23	Kickoff	LA 25	10	70	0	70	3	* SEA 5	Field Goal
2	6:00	2:24	3:36	Kickoff	LA 23	7	77	0	77	4	* SEA 1	Touchdown
3	13:16	6:19	6:57	Punt	LA 7	13	98	-5	93	6	* SEA 7	Touchdown
4	3:45	2:51	0:54	Kickoff	LA 18	2	9	0	9	1	LA 33	Fumble
5	2:03	1:11	0:52	Interception	LA 20	6	21	0	21	1	LA 41	Punt
6	13:07	6:22	6:45	Punt	LA 12	14	95	-7	88	7	* SEA 1	Touchdown
7	4:32	1:30	3:02	Punt	LA 26	6	8	0	8	1	LA 34	Punt
8	13:35	12:12	1:23	Fumble	50	3	5	0	5	0	SEA 45	Punt
9	7:48	3:29	4:19	Interception	SEA 45	7	8	0	8	1	SEA 37	Punt
10	0:25	0:00	0:25	Kickoff	SEA 46	2	-2	0	-2	0	SEA 47	End of Game

(290) Average LA 29

*** inside opponent's 20**

Time of Possession by Quarter		**1st**	**2nd**	**3rd**	**4th**	**OT**	**Total**
Visitor	Seattle Seahawks	6:01	6:17	5:13	8:53		26:24
Home	Los Angeles Rams	8:59	8:43	9:47	6:07		33:36

Kickoff Drive No.-Start Average Seahawks: 5 - SEA 32 Rams: 3 - LA 22

Rams-Bucs Ball Possession and Drive Chart

Los Angeles Rams

#	Time Recd	Time Lost	Time Poss	How Ball Obtained	Drive Began	# Play	Yds Gain	Yds Pen	Net Yds	1st Down	Last Scrm	How Given Up
1	11:47	3:55	7:52	Punt	LA 20	13	78	2	80	5	* TB 4	Touchdown
2	14:10	12:00	2:10	Kickoff	LA 25	3	8	0	8	0	LA 33	Punt
3	8:35	4:31	4:04	Kickoff	LA 25	8	70	5	75	4	* TB 7	Touchdown
4	1:00	0:00	1:00	Punt	LA 19	8	61	0	61	3	TB 20	Field Goal
5	15:00	13:32	1:28	Kickoff	LA 25	3	11	0	11	1	LA 36	Interception
6	12:41	8:25	4:16	Kickoff	LA 25	9	49	0	49	3	TB 26	Missed FG
7	7:42	5:39	2:03	Interception	TB 37	5	42	-5	37	3	* TB 4	Touchdown
8	4:41	1:24	3:17	Punt	LA 20	6	24	0	24	1	LA 44	Punt
9	15:00	13:35	1:25	Punt	LA 42	3	4	-10	-6	0	LA 36	Punt
10	11:51	10:18	1:33	Punt	LA 12	3	8	0	8	0	LA 20	Punt
11	8:16	7:17	0:59	Downs	LA 43	2	-1	-5	-6	0	LA 37	Interception
12	3:53	2:36	1:17	Kickoff	LA 25	8	53	0	53	2	TB 22	Field Goal
13	1:49	0:00	1:49	Interception	LA 37	3	5	0	5	0	LA 42	Punt

(381) Average LA 29

Tampa Bay Buccaneers

#	Time Recd	Time Lost	Time Poss	How Ball Obtained	Drive Began	# Play	Yds Gain	Yds Pen	Net Yds	1st Down	Last Scrm	How Given Up
1	15:00	11:47	3:13	Kickoff	TB 25	6	16	0	16	1	TB 41	Punt
2	3:55	14:10	4:45	Kickoff	TB 25	10	55	20	75	4	* LA 9	Touchdown
3	12:00	8:35	3:25	Punt	TB 32	10	43	25	68	5	* LA 2	Touchdown
4	4:31	1:00	3:31	Kickoff	TB 25	8	24	0	24	2	TB 49	Punt
5	13:32	12:41	0:51	Interception	LA 22	4	2	0	2	0	LA 20	Field Goal
6	8:25	7:42	0:43	Missed FG	TB 34	2	10	0	10	1	TB 44	Interception
7	5:39	4:41	0:58	Kickoff	TB 25	3	1	0	1	0	TB 26	Punt
8	1:24	0:00	1:24	Punt	TB 13	3	-5	0	-5	0	TB 8	Punt
9	13:35	11:51	1:44	Punt	TB 20	5	22	0	22	1	TB 42	Punt
10	10:18	8:16	2:02	Punt	TB 37	6	20	0	20	1	LA 43	Downs
11	7:17	3:53	3:24	Interception	LA 44	7	44	0	44	4	* LA 13	Touchdown
12	2:36	1:49	0:47	Kickoff	TB 19	4	19	0	19	1	TB 38	Interception

(389) Average TB 32

*** inside opponent's 20**

Time of Possession by Quarter		**1st**	**2nd**	**3rd**	**4th**	**OT**	**Total**
Visitor	Los Angeles Rams	7:52	7:14	11:04	7:03		33:13
Home	Tampa Bay Buccaneers	7:08	7:46	3:56	7:57		26:47

Kickoff Drive No.-Start Average Rams: 5 - LA 25 Buccaneers: 5 - TB 24

Rams-49ers Ball Possession and Drive Chart

San Francisco 49ers

#	Time Recd	Time Lost	Time Poss	How Ball Obtained	Drive Began	# Play	Yds Gain	Yds Pen	Net Yds	1st Down	Last Scrm	How Given Up
1	15:00	13:35	1:25	Kickoff	SF 25	3	8	0	8	0	SF 33	Punt
2	11:05	9:11	1:54	Fumble	SF 49	4	16	0	16	1	LA 35	Interception
3	6:52	4:10	2:42	Kickoff	SF 25	5	75	0	75	3	* LA 8	Touchdown
4	2:21	2:15	0:06	Interception	LA 45	1	0	0	0	0	LA 45	Fumble
5	1:01	14:14	1:47	Punt	SF 14	3	9	0	9	0	SF 23	Punt
6	9:59	6:31	3:28	Punt	SF 15	5	30	-5	25	2	SF 40	Punt
7	4:57	1:43	3:14	Punt	SF 25	5	35	-15	20	1	SF 45	Punt
8	0:30	0:02	0:28	Fumble	SF 46	5	22	0	22	1	LA 32	Missed FG
9	13:15	12:12	1:03	Punt	SF 30	3	0	0	0	0	SF 30	Punt
10	10:06	4:30	5:36	Punt	SF 17	10	48	7	55	3	LA 28	Field Goal
11	2:38	2:32	0:06	Kickoff	SF 25	1	-5	0	-5	0	SF 25	Fumble
12	2:32	0:32	2:00	Kickoff	SF 25	3	-9	0	-9	0	SF 16	Punt
13	14:17	11:47	2:30	Kickoff	SF 25	5	19	0	19	1	SF 44	Punt
14	8:45	3:11	5:34	Punt	SF 26	10	49	0	49	3	LA 25	Field Goal
15	2:10	0:00	2:10	Punt	SF 20	11	51	5	56	3	LA 24	Field Goal

(422) Average SF 28

Los Angeles Rams

#	Time Recd	Time Lost	Time Poss	How Ball Obtained	Drive Began	# Play	Yds Gain	Yds Pen	Net Yds	1st Down	Last Scrm	How Given Up
1	13:35	11:05	2:30	Punt	LA 13	6	32	0	32	2	LA 41	Fumble
2	9:11	6:52	2:19	Interception	LA 29	6	41	0	41	1	SF 30	Field Goal
3	4:10	2:21	1:49	Kickoff	LA 25	4	11	0	11	1	LA 36	Interception
4	2:15	1:01	1:14	Fumble	LA 48	3	7	0	7	0	SF 45	Punt
5	14:14	9:59	4:15	Punt	LA 35	6	8	0	8	1	LA 43	Punt
6	6:31	4:57	1:34	Punt	LA 20	3	8	0	8	0	LA 28	Punt
7	1:43	0:30	1:13	Punt	LA 20	6	29	15	44	3	SF 39	Fumble
8	0:02	0:00	0:02	Missed FG	LA 40	1	-1	0	-1	0	LA 40	End of Half
9	15:00	14:22	0:38	Kickoff	LA 25	2	2	0	2	0	LA 27	Interception
10	14:22	13:15	1:07	Kickoff	LA 25	3	8	-10	-2	0	LA 23	Punt
11	12:12	10:06	2:06	Punt	LA 27	3	8	0	8	0	LA 35	Punt
12	4:30	2:38	1:52	Kickoff	LA 25	7	53	0	53	2	SF 22	Field Goal
13	0:32	14:17	1:15	Punt	LA 32	3	68	0	68	2	* SF 1	Touchdown
14	11:47	8:45	3:02	Punt	LA 14	5	15	0	15	1	LA 29	Punt
15	3:11	2:10	1:01	Kickoff	LA 25	5	19	0	19	1	LA 44	Punt

(403) Average LA 27

*** inside opponent's 20**

Time of Possession by Quarter		**1st**	**2nd**	**3rd**	**4th**	**OT**	**Total**
Visitor	San Francisco 49ers	7:08	7:56	8:45	10:14		34:03
Home	Los Angeles Rams	7:52	7:04	6:15	4:46		25:57

Kickoff Drive No.-Start Average 49ers: 5 - SF 25 Rams: 5 - LA 25

Rams-Cardinals Ball Possession and Drive Chart

Los Angeles Rams

#	Time Recd	Time Lost	Time Poss	How Ball Obtained	Drive Began	# Play	Yds Gain	Yds Pen	Net Yds	1st Down	Last Scrm	How Given Up
1	13:25	9:29	3:56	Kickoff	LA 25	8	37	0	37	3	ARZ 38	Downs
2	7:54	4:04	3:50	Punt	LA 10	7	11	5	16	2	LA 26	Punt
3	2:47	10:35	7:12	Punt	LA 15	14	77	8	85	7	* ARZ 9	Touchdown
4	9:36	5:23	4:13	Punt	LA 44	8	54	0	54	3	* ARZ 1	Downs
5	4:18	0:51	3:27	Punt	ARZ 45	9	45	0	45	4	* ARZ 1	Touchdown
6	0:04	0:00	0:04	Missed FG	LA 38	1	-1	0	-1	0	LA 38	End of Half
7	15:00	10:26	4:34	Kickoff	LA 25	8	64	-10	54	2	* ARZ 21	Field Goal
8	4:03	14:52	4:11	Kickoff	LA 25	9	73	2	75	5	* ARZ 1	Touchdown
9	13:21	10:07	3:14	Kickoff	LA 24	7	76	0	76	3	ARZ 38	Touchdown
10	7:17	5:09	2:08	Fumble	ARZ 26	5	17	-10	7	0	* ARZ 19	Missed FG
11	2:04	0:00	2:04	Kickoff	50	5	10	0	10	1	ARZ 39	End of Game

(385) Average LA 35

Arizona Cardinals

#	Time Recd	Time Lost	Time Poss	How Ball Obtained	Drive Began	# Play	Yds Gain	Yds Pen	Net Yds	1st Down	Last Scrm	How Given Up
1	15:00	13:25	1:35	Kickoff	ARZ 25	4	60	15	75	2	ARZ 41	Touchdown
2	9:29	7:54	1:35	Downs	ARZ 38	3	-4	0	-4	0	ARZ 34	Punt
3	4:04	2:47	1:17	Punt	ARZ 30	3	6	0	6	0	ARZ 36	Punt
4	10:35	9:36	0:59	Kickoff	ARZ 25	3	0	0	0	0	ARZ 25	Punt
5	5:23	4:18	1:05	Downs	ARZ 2	3	0	-1	-1	0	ARZ 1	Punt
6	0:51	0:04	0:47	Kickoff	ARZ 25	6	20	25	45	2	LA 30	Missed FG
7	10:26	4:03	6:23	Kickoff	ARZ 25	15	75	0	75	6	* LA 4	Touchdown
8	14:52	13:46	1:06	Kickoff	ARZ 25	5	10	0	10	1	ARZ 35	Punt
9	13:46	13:21	0:25	Fumble	LA 15	2	15	0	15	2	* LA 4	Touchdown
10	10:07	7:17	2:50	Kickoff	ARZ 25	8	1	0	1	2	50	Fumble
11	5:09	4:33	0:36	Missed FG	ARZ 27	3	1	0	1	0	ARZ 28	Interception
12	4:33	2:04	2:29	Kickoff	LA 47	8	47	0	47	3	* LA 2	Touchdown

(385) Average ARZ 32

*** inside opponent's 20**

Time of Possession by Quarter		**1st**	**2nd**	**3rd**	**4th**	**OT**	**Total**
Visitor	Los Angeles Rams	10:33	12:09	8:37	7:34		38:53
Home	Arizona Cardinals	4:27	2:51	6:23	7:26		21:07

Kickoff Drive No.-Start Average Rams: 4 - LA 25 Cardinals: 7 - ARZ 29

Los Angeles Rams

Game Summaries

1 Los Angeles 20, Dallas 17

September 13, 2020 - SoFi Stadium- Inglewood, Calif.

Weather: 72 degrees, cloudy - Attendance 0 - Time 2:56

The Los Angeles Rams defeated the Dallas Cowboys in a historical Sunday Night Football game marking the first-ever event to take place at SoFi Stadium. Fans were not in attendance for the opener due to the COVID-19 pandemic, yet the stadium was filled with cardboard cut outs and the faces of fans, on the ground-breaking 4K end-to-end video board – the largest LED content playback system ever deployed. The league also debuted its "It Takes All of Us" brand campaign with the aim to leverage the scale and power of the league to unite the country during the critical time in the nation. The night was full of firsts for the Rams, with the team finding their momentum early on and securing the first touchdown for the evening through RB Malcolm Brown. L.A.'s 2020 draft pick K Samuel Sloman made his professional debut and converted the extra point to bring the Rams to a 7-0 lead. Another first came through DL Aaron Donald, with the seven-year vet securing a sack on Cowboys QB Dak Prescott. The sack moved Donald up on the all-time franchise ranks for total number of sacks (73.0) to the number two spot, behind former DE Leonard Little (87.5 total sacks). The Cowboys answered back early in the second quarter, with RB Ezekiel Elliott putting Dallas on the board with a 19-yard receiving touchdown. Former Rams K Greg Zuerlein leveled the scores with a successful extra point to bring the game to 7-7. Rams Sloman would add another six points to his NFL statistics through two field goals before Elliott was back, scoring touchdown number two just before half time and moving Dallas into the lead for the first time in the game. The play would mark the Dallas running back's seventh game with a rushing and receiving touchdown, the most in Cowboys history. The Rams wouldn't let 'America's Team' lead for long, with Brown finding another trip to the end zone as the sides entered the second half. Brown would finish the game with a career game-high 79 rushing yards. The play would also see Brown become the first player to score multiple touchdowns in consecutive season openers for the franchise since RB Lawrence Phillips back in 1996-97. The Cowboys had their chances in the red zone in the fourth quarter, but Rams sixth round 2020 draft pick S Jordan Fuller made his name known, stopping the critical fourth-down when Cowboy's Prescott attempted a short pass to WR CeeDee Lamb. Another opportunity arose for the Cowboys and with time running out, Prescott threw a 47-yard deep left pass to WR Michael Gallup to get into field goal range, but the wide receiver was flagged for contact with Ramsey and an offensive pass interference call would bring them back to their 34-yard line. The Rams held off the Cowboys to finish 20-17 and to take home the first win in SoFi Stadium's inaugural season. The night was celebrated with Head Coach Sean McVay presenting Rams Owner Stan E. Kroenke with the game ball. The opener was also attended by NFL Commissioner Roger Goodell and Cowboys Owner Jerry Jones.

Starting Lineups

Dallas Cowboys

WR	19	A. Cooper	DE	90	D. Lawrence
LT	77	T. Smith	DT	95	D. Poe
LG	52	C. Williams	DT	72	T. Hill
C	73	J. Looney	DPR	58	A. Smith
RG	70	Z. Martin	MLB	55	L. Vander Esch
RT	78	T. Steele	WLB	54	J. Smith
TE	89	B. Jarwin	CB	30	A. Brown
WR	88	C. Lamb	CB	27	T. Diggs
WR	13	M. Gallup	CB	24	C. Awuzie
QB	4	D. Prescott	S	23	D. Thompson
RB	21	E. Elliott	S	25	X. Woods

Los Angeles Rams

TE	81	G. Everett	DL	90	M. Brockers
OL	77	A. Whitworth	DL	69	S. Joseph-Day
OL	70	J. Noteboom	DL	99	A. Donald
OL	66	A. Blythe	OLB	50	S. Ebukam
OL	63	A. Corbett	OLB	54	L. Floyd
OL	79	R. Havenstein	ILB	59	M. Kiser
TE	89	T. Higbee	CB	31	D. Williams
WR	11	J. Reynolds	CB	22	T. Hill
WR	17	R. Woods	CB	20	J. Ramsey
QB	16	J. Goff	S	32	J. Fuller
RB	23	C. Akers	S	43	J. Johnson

LOS ANGELES SUBSTITUTIONS: K 1 S.Sloman, P 6 J.Hekker, WR 10 C.Kupp, WR 12 V.Jefferson, WR 14 N.Webster, S 24 T.Rapp, DB 25 D.Long, S 26 T.Burgess, RB 27 D.Henderson, S 33 N.Scott, RB 34 M.Brown, RB 35 X.Jones, ILB 41 K.Young, LS 44 J.McQuaide, OLB 45 O.Okoronkwo, ILB 51 T.Reeder, LB 58 J.Hollins, OL 71 B.Evans, OL 73 D.Edwards, TE 82 J.Mundt, DL 91 G.Gaines, DT 93 M.Copeland, OLB 95 J.Polite, DL 97 M.Fox
LOS ANGELES INACTIVES: RB 30 R.Calais, OL 55 B.Allen, OL 72 T.Anchrum, WR 83 T.Jackson, TE 88 B.Hopkins, DL 98 E.Banks
LOS ANGELES DID NOT PLAY: QB 9 J.Wolford, OL 65 C.Shelton

Scoring Summaries

		1	2	3	4	OT	TOTAL	FIELD GOALS
VISITOR	Dallas Cowboys	0	14	3	0	-	17	(33)
HOME	Los Angeles Rams	7	6	7	0	-	20	(35) (31)

TEAM	Qtr	Clock Time	Play (Extra Point) (Drive Info)	Visitor	Home
Rams	1	11:37	M.Brown 1 yd. run (S.Sloman kick) (7-75, 3:23)	0	7
Cowboys	2	12:24	E.Elliott 19 yd. pass from D.Prescott (G.Zuerlein kick) (8-80, 2:38)	7	7
Rams	2	8:42	S.Sloman 35 yd. Field Goal (11-58, 3:42)	7	10
Rams	2	1:56	S.Sloman 31 yd. Field Goal (7-44, 3:16)	7	13
Cowboys	2	0:17	E.Elliott 1 yd. run (G.Zuerlein kick) (9-73, 1:39)	14	13
Rams	3	5:33	M.Brown 2 yd. run (S.Sloman kick) (11-85, 5:51)	14	20
Cowboys	3	1:50	G.Zuerlein 33 yd. Field Goal (6-24, 1:53)	17	20

Final Team Statistics

	COWBOYS	RAMS
TOTAL FIRST DOWNS	**24**	**23**
By Rushing	9	11
By Passing	14	12
By Penalty	1	0
THIRD DOWN EFFICIENCY	**3-12-25%**	**9-17-53%**
FOURTH DOWN EFFICIENCY	**1-3-33%**	**1-1-100%**
TOTAL NET YARDS	**380**	**422**
Total Offensive Plays	69	72
Average gain per offensive play	5.5	5.9
NET YARDS RUSHING	**136**	**153**
Total Rushing Plays	27	40
Average gain per rushing play	5.0	3.8
Tackles for a loss-number and yards	0-0	0-0
NET YARDS PASSING	**244**	**269**
Times thrown - yards lost attempting to pass	3-22	1-6
Gross yards passing	266	275
PASS ATTEMPTS-COMP-HAD INT	**39-25-0**	**31-20-1**
Avg gain per pass play	5.8	8.4
KICKOFFS Number-In End Zone-TBs	**4-3-3**	**5-3-3**
PUNTS Number and Average	**4-39.0**	**3-47.3**
Had Blocked	0	0

	COWBOYS	RAMS
FGs - PATs Had Blocked	**0-0**	**0-0**
Net Punting Average	39.0	40.7
TOTAL RETURN YARDAGE (W/O KOR)	**20**	**0**
No. and Yards Punt Returns	1-20	0-0
No. and Yards Kickoff Returns	2-48	1-20
No. and Yards Interception Returns	1-0	0-0
PENALTIES Number and Yards	**7-50**	**5-34**
FUMBLES Number and Lost	**0-0**	**0-0**
TOUCHDOWNS	**2**	**2**
Rushing	1	2
Passing	1	0
EXTRA POINTS Made-Attempts	**2-2**	**2-2**
Kicking Made-Attempts	2-2	2-2
FIELD GOALS Made-Attempts	**1-2**	**2-3**
RED ZONE EFFICIENCY	**2-4-50%**	**2-5-40%**
GOAL TO GO EFFICIENCY	**1-1-100%**	**2-2-100%**
SAFETIES	**0**	**0**
FINAL SCORE	**17**	**20**
TIME OF POSSESSION	**24:22**	**35:38**

Final Individual Statistics

DALLAS COWBOYS

RUSHING	ATT	YDS	AVG	LG	TD
E. Elliott	22	96	4.4	14	1
D. Prescott	3	30	10.0	12	0
T. Pollard	2	10	5.0	6	0
Total	**27**	**136**	**5.0**	**14**	**1**

PASSING	ATT	CMP	YDS	SK/YD	TD	LG	IN	RT.
D. Prescott	39	25	266	3/22	1	33	0	92.5
Total	**39**	**25**	**266**	**3/22**	**1**	**33**	**0**	**92.5**

RECEIVING	NO	YDS	AVG	LG	TD
A. Cooper	10	81	8.1	14	0
C. Lamb	5	59	11.8	33	0
M. Gallup	3	50	16.7	24	0
E. Elliott	3	31	10.3	19	1
T. Pollard	2	22	11.0	18	0
B. Jarwin	1	12	12.0	12	0
D. Schultz	1	11	11.0	11	0
Total	**37**	**25**	**266**	**10.6**	**1**

INTERCEPTIONS	NO	YDS	AVG	LG	TD
C. Aquzie	1	0	0.0	0	0
Total	**1**	**0**	**0**	**0**	**0**

PUNTING	NO	YDS	AVG	NET	TB/I20	LG
C. Jones	4	156	39.0	39.0	0/2	54
Total	**4**	**156**	**39.0**	**39.0**	**0/2**	**54**

PUNT RETURNS	NO	YDS	AVG	FC	LG	TD
C. Lamb	1	20	20.0	1	20	0
C Wilson	0	0	0/0	1	0	0
Total	**1**	**20**	**20.0**	**2**	**20**	**0**

KICKOFF RETURNS	NO	YDS	AVG	FC	LG	TD
T. Pollard	2	48	24.0	0	27	0
[TOUCHBACK]	3	0	0.0	0	0	0
Total	**2**	**48**	**24.0**	**0**	**27**	**0**

LOS ANGELES RAMS

RUSHING	ATT	YDS	AVG	LG	TD
M. Brown	18	79	4.4	12	2
C. Akers	14	39	2.8	6	0
J. Goff	4	15	3.8	8	0
R. Woods	1	14	14.0	14	0
D. Henderson	3	6	2/0	3	0
Total	**40**	**153**	**3.8**	**14**	**2**

PASSING	ATT	CMP	YDS	SK/YD	TD	LG	IN	RT.
J. Goff	31	20	275	1/6	0	31	1	79.4
Total	**31**	**20**	**275**	**1/6**	**0**	**31**	**1**	**79.4**

RECEIVING	NO	YDS	AVG	LG	TD
R. Woods	6	105	17.5	31	0
C. Kupp	4	40	10.0	15	0
T. Higbee	3	40	13.3	21	0
M. Brown	3	31	10.3	18	0
V. Jefferson	1	31	31.0	31	0
J. Reynolds	1	17	17.0	17	0
G. Everett	1	7	7.0	7	0
C. Akers	1	4	4.0	4	0
Total	**20**	**275**	**13.8**	**31**	**0**

INTERCEPTIONS	NO	YDS	AVG	LG	TD
Total	**0**	**0**	**0.0**	**0**	**0**

PUNTING	NO	YDS	AVG	NET	TB/I20	LG
J. Hekker	3	142	47.3	40.7	0/2	58
Total	**3**	**142**	**47.3**	**40.7**	**0/2**	**58**

PUNT RETURNS	NO	YDS	AVG	FC	LG	TD
C. Kupp	0	0	0.0	4	0	0
Total	**0**	**0**	**0.0**	**4**	**0**	**0**

KICKOFF RETURNS	NO	YDS	AVG	FC	LG	TD
N. Webster	1	20	20.0	0	20	0
[TOUCHBACK]	3	0	0.0	0	0	0
Total	**1**	**20**	**20.0**	**0**	**20**	**0**

Defensive Statistics (based on gamebook)

PLAYER	T	S	A	S-YDS	I-YDS	PD	FF	FR
J. Fuller	8	5	3	0-0	0-0	0	0	0
M. Kiser	7	6	1	0-0	0-0	2	0	0
J. Ramsey	6	6	0	0-0	0-0	1	0	0
T. Hill	5	5	0	0-0	0-0	0	0	0
K. Young	5	2	3	0-0	0-0	0	0	0
D. Williams	4	4	0	0-0	0-0	0	0	0
J. Johnson	4	3	1	0-0	0-0	0	0	0
L. Floyd	4	2	2	1-7	0-0	0	0	0
S. Ebukam	4	2	2	0-0	0-0	0	0	0
A. Donald	4	1	3	1-7	0-0	0	0	0
S. Joseph-Day	3	2	1	0-0	0-0	0	0	0

PLAYER	T	S	A	S-YDS	I-YDS	PD	FF	FR
M. Fox	3	2	1	0-0	0-0	1	0	0
M. Brockers	2	2	0	1-8	0-0	0	0	0
T. Rapp	1	1	0	0-0	0-0	0	0	0
M. Copeland	1	1	0	0-0	0-0	0	0	0
O. Okoronkwo	1	1	0	0-0	0-0	0	0	0
T. Reeder	0	0	0	0-0	0-0	0	0	0
N. Webster	0	0	0	0-0	0-0	0	0	0
X. Jones	0	0	0	0-0	0-0	0	0	0
V. Jefferson	0	0	0	0-0	0-0	0	0	0
Totals	**62**	**45**	**17**	**3-22**	**0-0**	**4**	**0**	**0**

2 Los Angeles 37, Philadelphia 19

September 20, 2020 - Lincoln Financial Field - Philadelphia, Pa.

Weather: 62 degrees, sunny - Attendance 0 - Time 3:08

The Los Angeles Rams brought home their first road-game win of the season, defeating the Philadelphia Eagles in a 37-19 contest at Lincoln Financial Field. The victory would be the Rams first against the Eagles since 2004 and their first win in Philadelphia since 2001. QB Jared Goff got off to a career-best start, completing 13-consecutive passes before throwing his first incompletion in the second quarter. It was the first time the five-year vet completed 100 percent of his passes in the first quarter of play (min. 10 attempts). The momentum delivered success, with TE Tyler Higbee finding the end zone for the Rams' first touchdown on the day on a four-yard pass with 11:15 left in the first quarter. K Samuel Sloman added the extra point to push Los Angeles to a 7.0 lead. The Eagles found themselves on the scoreboard through a successful 38-yard field goal from K Jake Elliott, but the Rams quickly responded as WR Robert Woods added another six points with a five-yard rushing touchdown. Rams ILB Micah Kiser dominated the first quarter on defense, recording nine combined tackles and breaking his personal best of seven. He would finish the game leading the Rams defense with 16 combined tackles (11 solo). His efforts landed him tied for third-most combined tackles across the league. While Eagles QB Carson Wentz stayed clear of CB Jalen Ramsey, the Rams rookies bolstered up the combined tackles stats with big plays made by S Jordan Fuller (nine), CB Troy Hill (eight) and S John Johnson III (eight). Hill would also register an interception late in the fourth quarter when Wentz threw a short right pass intended for Eagles RB Miles Sanders. The interception would earn Hill the game ball following the game. The Rams would open the scoring again in the second quarter with Higbee finding the end zone with another receiving touchdown. Sloman would seal his teammates efforts with another successful extra point and the Rams would hold a 21-3 lead. Philly made their first trip into the end zone with a one-yard run by Wentz, however an attempted two-points conversion failed. The gap would soon close in on the Rams, 21-16, with another touchdown awarded to Philadelphia, but L.A.'s Higbee would hold onto a 28-yard pass from Goff for his third touchdown making him the first Rams player to have three receiving touchdowns in a game since Torry Holt in 2006, and the first Rams tight end with three receiving touchdowns in a game since Damone Johnson in 1988. The Rams wouldn't stop there. The visiting team would add one more score through Darrell Henderson Jr. who played in his second game since returning from a hamstring strain injury. Henderson made huge contributions on offense recording careers highs in multiple areas, finishing the game with 81 rushing yards on 12 attempts and 40 receiving yards on two receptions with a career-longest catch of 40 yards. The Rams would travel home back to Los Angeles comfortably sitting at 2-0 before heading back out east to take on the Bills in Week 3.

Starting Lineups

Los Angeles Rams

WR	10	C. Kupp	DE	90	M. Brockers
TE	89	T. Higbee	NT	69	S. Joseph-Day
LT	77	A. Whitworth	DT	99	A. Donald
LG	70	J. Noteboom	CB	31	D. Williams
C	66	A. Blythe	OLB	54	L. Floyd
RG	63	A. Corbett	ILB	59	M. Kiser
RT	79	R. Havenstein	ILB	41	K. Young
WR	11	J. Reynolds	LCB	22	T. Hill
WR	17	R. Woods	RCB	20	J. Ramsey
QB	16	J. Goff	SS	32	J. Fuller
HB	23	C. Akers	FS	43	J. Johnson

Philadelphia Eagles

WR	18	J. Reagor	DE	94	J. Sweat
LT	71	J. Peters	DT	97	M. Jackson
LG	73	I. Seumalo	DT	91	F. Cox
C	62	J. Kelce	DE	55	B. Graham
RG	67	N. Herbig	OLB	47	N. Gerry
RT	65	L. Johnson	MLB	57	T. Edwards
TE	86	Z. Ertz	S	22	M. Epps
WR	84	G. Ward	CB	29	A. Maddox
WR	10	D. Jackson	CB	24	D. Slay
RB	26	M. Sanders	S	23	R. McLeod
QB	11	C. Wentz	S	21	J. Mills

LOS ANGELES SUBSTITUTIONS: K 1 S.Sloman, P 6 J.Hekker, WR 12 V.Jefferson, WR 14 N.Webster, S 24 T.Rapp, DB 25 D.Long, S 26 T.Burgess, RB 27 D.Henderson, S 33 N.Scott, RB 34 M.Brown, RB 35 X.Jones, LS 44 J.McQuaide, OLB 45 O.Okoronkwo, OLB 50 S.Ebukam, ILB 51 T.Reeder, LB 57 N.Patrick, LB 58 J.Hollins, OL 65 C.Shelton, OL 71 B.Evans, OL 73 D.Edwards, TE 81 G.Everett, TE 82 J.Mundt, DL 91 G.Gaines, OLB 95 J.Polite, DL 97 M.Fox
LOS ANGELES INACTIVES: RB 30 R.Calais, OL 55 B.Allen, OL 72 T.Anchrum, WR 83 T.Jackson, TE 88 B.Hopkins, DL 98 E.Banks
LOS ANGELES DID NOT PLAY: QB 9 J.Wolford

Scoring Summaries

		1	2	3	4	OT	TOTAL	FIELD GOALS
VISITOR	Los Angeles Rams	14	7	3	13	-	37	(30)
HOME	Philadelphia Eagles	3	13	0	3	-	19	(38) (33)

TEAM	Qtr	Clock Time	Play (Extra Point) (Drive Info)	Visitor	Home
Rams	1	11:15	T.Higbee 4 yd. pass from J.Goff (S.Sloman kick) (5-41, 2:22)	7	0
Eagles	1	6:42	J.Elliott 38 yd. Field Goal (9-50, 4:33)	7	3
Rams	1	1:48	R.Woods 5 yd. run (S.Sloman kick) (10-75, 4:54)	14	3
Rams	2	12:15	T.Higbee 3 yd. pass from J.Goff (S.Sloman kick) (8-80, 3:32)	21	3
Eagles	2	6:10	C.Wentz 1 yd. run (run failed) (11-75, 6:05)	21	9
Eagles	2	0:35	M.Sanders 5 yd. run (J.Elliott kick) (2-11, 0:11)	21	16
Rams	3	2:14	S.Sloman 30 yd. Field Goal (16-68, 5:49)	24	16
Eagles	4	12:07	J.Elliott 33 yd. Field Goal (13-60, 5:07)	24	19
Rams	4	10:53	T.Higbee 28 yd. pass from J.Goff (S.Sloman kick) (3-75, 1:14)	31	19
Rams	4	3:37	D.Henderson 2 yd. run (kick blocked) (9-64, 4:11)	37	19

Final Team Statistics

	RAMS	EAGLES
TOTAL FIRST DOWNS	**30**	**25**
By Rushing	11	11
By Passing	17	13
By Penalty	2	1
THIRD DOWN EFFICIENCY	**7-12-58%**	**7-12-58%**
FOURTH DOWN EFFICIENCY	**1-1-100%**	**0-1-0%**
TOTAL NET YARDS	**449**	**363**
Total Offensive Plays	67	69
Average gain per offensive play	6.7	5.3
NET YARDS RUSHING	**191**	**121**
Total Rushing Plays	39	26
Average gain per rushing play	4.9	4.7
Tackles for a loss-number and yards	4-4	0-0
NET YARDS PASSING	**258**	**242**
Times thrown - yards lost attempting to pass	1-9	0-0
Gross yards passing	267	242
PASS ATTEMPTS-COMP-HAD INT	**27-20-0**	**43-26-2**
Avg gain per pass play	9.2	5.6
KICKOFFS Number-In End Zone-TBs	**7-4-4**	**5-4-4**
PUNTS Number and Average	**2-48.0**	**2-60.5**
Had Blocked	0	0

	RAMS	EAGLES
FGs - PATs Had Blocked	**0-1**	**0-0**
Net Punting Average	38.0	46.5
TOTAL RETURN YARDAGE (W/O KOR)	**8**	**0**
No. and Yards Punt Returns	1-8	0-0
No. and Yards Kickoff Returns	1-19	3-61
No. and Yards Interception Returns	2-0	0-0
PENALTIES Number and Yards	**4-24**	**5-30**
FUMBLES Number and Lost	**1-1**	**1-1**
TOUCHDOWNS	**5**	**2**
Rushing	2	2
Passing	3	0
EXTRA POINTS Made-Attempts	**4-5**	**1-2**
Kicking Made-Attempts	4-5	1-1
FIELD GOALS Made-Attempts	**1-1**	**2-2**
RED ZONE EFFICIENCY	**4-5-80%**	**2-3-67%**
GOAL TO GO EFFICIENCY	**4-5-80%**	**1-1-100%**
SAFETIES	**0**	**0**
FINAL SCORE	**37**	**19**
TIME OF POSSESSION	**31:13**	**28:47**

Final Individual Statistics

LOS ANGELES RAMS

RUSHING	ATT	YDS	AVG	LG	TD
D. Henderson	12	81	6.8	40	1
M. Brown	11	47	4.3	19	0
R .Woods	3	19	6.3	9	1
C. Kupp	2	19	9.5	15	0
J. Goff	7	13	1.9	10	0
C. Akers	3	13	4.3	5	0
V. Jefferson	1	-1	-1.0	-1	0
Total	**39**	**191**	**4.9**	**40**	**2**

PASSING	ATT	CMP	YDS	SK/YD	TD	LG	IN	RT.
J. Goff	27	20	267	1/9	3	28	0	142.1
Total	**27**	**20**	**267**	**1/9**	**3**	**28**	**0**	**142.1**

RECEIVING	NO	YDS	AVG	LG	TD
C. Kupp	5	81	16.2	24	0
T. Higbee	5	54	10.8	28	3
V. Jefferson	4	45	11.3	21	0
D. Henderson	2	40	20.0	28	0
J. Reynolds	2	33	16.5	20	0
R. Woods	2	14	7.0	13	0
Total	**20**	**267**	**13.4**	**28**	**3**

INTERCEPTIONS	NO	YDS	AVG	LG	TD
D. Williams	1	0	0.0	0	0
T. Hill	1	0	0.0	0	0
Total	**3**	**0**	**0.0**	**0**	**0**

PUNTING	NO	YDS	AVG	NET	TB/I20	LG
J. Hekker	2	96	48.0	38.0	1/1	57
Total	**2**	**96**	**48.0**	**38.0**	**1/1**	**57**

PUNT RETURNS	NO	YDS	AVG	FC	LG	TD
C. Kupp	1	8	8.0	0	8	0
[TOUCHBACK]	1	0	0.0	0	0	0
Total	**1**	**8**	**8.0**	**0**	**8**	**0**

KICKOFF RETURNS	NO	YDS	AVG	FC	LG	TD
N. Webster	1	19	19.0	0	19	0
[TOUCHBACK]	4	0	0.0	0	0	0
Total	**1**	**19**	**19.0**	**0**	**19**	**0**

PHILADELPHIA EAGLES

RUSHING	ATT	YDS	AVG	LG	TD
M. Sanders	20	95	4.8	15	1
B. Scott	4	19	4.8	9	0
C. Wentz	2	7	3.5	6	1
Total	**26**	**121**	**4.7**	**15**	**2**

PASSING	ATT	CMP	YDS	SK/YD	TD	LG	IN	RT.
C. Wentz	43	26	242	0/0	0	25	2	56.5
Total	**43**	**26**	**242**	**0/0**	**0**	**25**	**2**	**56.5**

RECEIVING	NO	YDS	AVG	LG	TD
D. Jackson	6	64	10.7	25	0
Z. Ertz	5	42	8.4	12	0
J. Reagor	4	41	10.3	16	0
D. Goedert	4	30	7.5	11	0
M. Sanders	3	36	12.0	22	0
B. Scott	3	24	8.0	12	0
G. Ward	1	5	5.0	5	0
J. Arcega-Whiteside	0	0	0.0	0	0
Total	**26**	**242**	**9.3**	**25**	**0**

INTERCEPTIONS	NO	YDS	AVG	LG	TD
Total	**0**	**0**	**0.0**	**0**	**0**

PUNTING	NO	YDS	AVG	NET	TB/I20	LG
C. Johnston	2	121	60.5	46.5	1/1	62
Total	**2**	**121**	**60.5**	**46.5**	**1/1**	**62**

PUNT RETURNS	NO	YDS	AVG	FC	LG	TD
[OUT OF BOUNDS}	1	0	0.0	0	0	0
[TOUCHBACK]	1	0	0.0	0	0	0
Total	**0**	**0**	**0.0**	**0**	**0**	**0**

KICKOFF RETURNS	NO	YDS	AVG	FC	LG	TD
B. Scott	3	61	20.3	0	25	0
[TOUCHBACK]	4	0	0.0	0	0	0
Total	**3**	**61**	**20.3**	**0**	**25**	**0**

Defensive Statistics (based on gamebook)

PLAYER	T	S	A	S-YDS	I-YDS	PD	FF	FR
M. Kiser	16	11	5	0-0	0-0	1	1	0
J. Fuller	9	5	4	0-0	0-0	0	0	0
T. Hill	8	7	1	0-0	1-0	1	0	0
J. Johnson	8	5	3	0-0	0-0	2	0	0
K. Young	4	3	1	0-0	0-0	0	0	1
O. Okoronkwo	3	2	1	0-0	0-0	0	0	0
T. Rapp	2	2	0	0-0	0-0	0	0	0
S. Joseph-Day	2	2	0	0-0	0-0	0	0	0
M. Brockers	2	2	0	0-0	0-0	0	0	0
L. Floyd	1	1	0	0-0	0-0	0	0	0
D. Williams	1	1	0	0-0	1-0	1	0	0

PLAYER	T	S	A	S-YDS	I-YDS	PD	FF	FR
J. Ramsey	1	1	0	0-0	0-0	0	0	0
A. Donald	1	0	1	0-0	0-0	0	0	0
T. Burgess	0	0	0	0-0	0-0	0	0	0
N. Webster	0	0	0	0-0	0-0	0	0	0
Totals	**58**	**42**	**16**	**0-0**	**2-0**	**5**	**1**	**1**

3

Los Angeles 32, Buffalo 35

September 27, 2020 - Bills Stadium - Orchard Park, N.Y.

Weather: 79 degrees, sunny - Attendance 0 - Time 3:04

The Los Angeles Rams fell to the Buffalo Bills 35-32 at Bills Stadium despite an impressive second-half effort. The Rams struggled in the first half, giving up 28 points to the Bills, but the team would prove to not give up and came back to put pressure on the home team. Despite the result, the Rams defense held the Bills to 375 total net yards of offense, the lowest Buffalo had recorded all season. Los Angeles' QB Jared Goff threw for 321 yards and RB Darrell Henderson Jr. and WR Cooper Kupp both recorded over 100 yards in their respective fields. Bills WR Lee Smith was first to score, off a one-yard pass from QB Josh Allen. Buffalo would see another seven points added to their name through a QB sneak from Allen. A successful kick from K Tyler Bass extended the Bills lead 14-0. Rams K Samuel Sloman stepped up nearing the end of the second quarter and redeemed his previous missed 53-yard field goal with a successful 30-yarder to get the Rams on the board after a 13-play, 63-yard drive. However, the Bills would answer back and find the end zone for a third touchdown on the game. The Bills 21-3 lead would take them into halftime. The Rams came out refreshed for the second half, but the Bills would score another receiving touchdown, this time to WR Stefon Diggs. Yet the energy on the Rams lifted and the Los Angeles side made some moves. TE Gerald Everett had an 18-yard reception which brought his career receiving yards over 1,000, marking the 11th time a Ram would do so in franchise history. The momentum would see the Rams find their way to the end zone with Goff sneaking up the middle for a one-yard touchdown. Sloman sealed the effort with a successful kick and the Rams narrowed the Bills lead 10-28. S John Johnson III intercepted a pass intended for Bills TE Tyler Kroft with 4:13 left in the third quarter, and the momentum was well and truly with the Rams. TE Tyler Higbee would catch a deep right pass from Goff to record a 31-yard catch, the Rams longest reception for the game. WR Robert Woods would catch a short pass from Goff and take it 25 yards to score the Rams second touchdown, bringing the Rams up to 16-28 deficit. Henderson reached a career high, ticking over the 100-yard mark for rushing yards. WR Cooper Kupp would follow up with another touchdown for the visiting side, backed by a two-point conversion and the Rams were on the tail of the Bills 25-28. DL Aaron Donald made a significant play with 7:32 left in the game, when he sacked Allen at the 50 for -8 yards and recorded a forced fumble and fumble recovery. In the Rams next drive, Henderson, who had made his first start, found the end zone and the Rams led for the first time in the game 32-28. It was a battle to the end to see who would take the game's victory and despite the strong efforts of the Rams defense, a defensive pass interference call stopped the play before the Bills would slip through and score with 21 seconds remaining. The Rams would head home with their first loss on the season.

Starting Lineups

Los Angeles Rams

WR	10	C. Kupp	DE	90	M. Brockers
WR	17	R. Woods	NT	69	S. Joseph-Day
TE	89	T. Higbee	DT	99	A. Donald
LT	77	A. Whitworth	OLB	54	L. Floyd
LG	73	D. Edwards	ILB	59	M. Kiser
C	66	A. Blythe	OLB	50	S. Ebukam
RG	63	A. Corbett	LCB	22	T. Hill
RT	79	R. Havenstein	RCB	20	J. Ramsey
WR	11	J. Reynolds	CB	31	D. Williams
QB	16	J. Goff	SS	32	J. Fuller
RB	27	D. Henderson	FS	43	J. Johnson

Buffalo Bills

WR	15	J. Brown	LDE	93	T. Murphy
TE	81	T. Kroft	DT	90	Q. Jefferson
LT	73	D. Dawkins	DT	91	E. Oliver
LG	70	C. Ford	RDE	55	J. Hughes
C	60	M. Morse	WLB	58	M. Milano
RG	66	B. Winters	MLB	49	T. Edmunds
RT	75	Da. Williams	DB	24	T. Johnson
WR	14	S. Diggs	LCB	27	T. White
WR	19	I. McKenzie	RCB	39	L. Wallace
QB	17	J. Allen	SS	21	J. Poyer
RB	26	D. Singletary	FS	23	M. Hyde

LOS ANGELES SUBSTITUTIONS: K 1 S.Sloman, P 6 J.Hekker, WR 12 V.Jefferson, WR 14 N.Webster, S 24 T.Rapp, CB 25 D.Long, S 26 T.Burgess, RB 30 R.Calais, S 33 N.Scott, RB 34 M.Brown, RB 35 X.Jones, ILB 41 K.Young, LS 44 J.McQuaide, OLB 45 O.Okoronkwo, ILB 51 T.Reeder, LB 57 N.Patrick, LB 58 J.Hollins, OL 65 C.Shelton, OL 71 B.Evans, TE 81 G.Everett, TE 82 J.Mundt, DL 91 G.Gaines, OLB 95 J.Polite, DL 97 M.Fox
LOS ANGELES INACTIVES: RB 23 C.Akers, OL 55 B.Allen, WR 83 T.Jackson, TE 88 B.Hopkins, DL 98 E.Banks
LOS ANGELES DID NOT PLAY: QB 9 J.Wolford, OL 72 T.Anchrum

Scoring Summaries

		1	2	3	4	OT	TOTAL	FIELD GOALS
VISITOR	Los Angeles Rams	0	3	14	15	-	32	(30)
HOME	Buffalo Bills	7	14	7	7	-	35	

TEAM	Qtr	Clock Time	Play (Extra Point) (Drive Info)	Visitor	Home
Bills	1	1:41	L.Smith 1 yd. pass from J.Allen (T.Bass kick) (11-57, 6:26)	0	7
Bills	2	10:04	J.Allen 1 yd. run (T.Bass kick) (7-66, 3:55)	0	14
Rams	2	3:09	S.Sloman 30 yd. Field Goal (13-63, 6:55)	3	14
Bills	2	0:38	T.Kroft 3 yd. pass from J.Allen (T.Bass kick) (8-75, 2:31)	3	21
Bills	3	8:05	S.Diggs 4 yd. pass from J.Allen (T.Bass kick) (7-52, 4:16)	3	28
Rams	3	4:47	J.Goff 1 yd. run (S.Sloman kick) (8-75, 3:18)	10	28
Rams	3	2:52	R.Woods 25 yd. pass from J.Goff (S.Sloman kick) (3-59, 1:21)	17	28
Rams	4	10:34	C.Kupp 16 yd. pass from J.Goff (J.Goff-T.Higbee pass) (10-97, 5:43)	25	28
Rams	4	4:30	D.Henderson 1 yd. run (S.Sloman kick) (6-37, 2:55)	32	28
Bills	4	0:15	T.Kroft 3 yd. pass from J.Allen (T.Bass kick) (11-75, 4:15)	32	35

Final Team Statistics

	RAMS	BILLS
TOTAL FIRST DOWNS	**28**	**23**
By Rushing	13	8
By Passing	15	14
By Penalty	0	1
THIRD DOWN EFFICIENCY	**6-10-60%**	**5-10-50%**
FOURTH DOWN EFFICIENCY	**0-1-0%**	**1-1-100%**
TOTAL NET YARDS	**478**	**375**
Total Offensive Plays	66	58
Average gain per offensive play	7.2	6.5
NET YARDS RUSHING	**167**	**101**
Total Rushing Plays	32	21
Average gain per rushing play	5.2	4.8
Tackles for a loss-number and yards	1-2	1-3
NET YARDS PASSING	**311**	**274**
Times thrown - yards lost attempting to pass	2-10	4-37
Gross yards passing	321	311
PASS ATTEMPTS-COMP-HAD INT	**32-23-1**	**33-24-1**
Avg gain per pass play	9.1	7.4
KICKOFFS Number-In End Zone-TBs	**6-5-4**	**6-5-5**
PUNTS Number and Average	**0-0.0**	**2-58.0**
Had Blocked	0	0

	RAMS	BILLS
FGs - PATs Had Blocked	**0-0**	**0-0**
Net Punting Average	0.0	58.0
TOTAL RETURN YARDAGE (W/O KOR)	**0**	**0**
No. and Yards Punt Returns	0-0	0-0
No. and Yards Kickoff Returns	1-15	2-73
No. and Yards Interception Returns	1-0	1-0
PENALTIES Number and Yards	**3-30**	**5-55**
FUMBLES Number and Lost	**3-1**	**1-1**
TOUCHDOWNS	**4**	**5**
Rushing	2	1
Passing	2	4
EXTRA POINTS Made-Attempts	**4-4**	**5-5**
Kicking Made-Attempts	3-3	5-5
FIELD GOALS Made-Attempts	**1-2**	**0-0**
RED ZONE EFFICIENCY	**3-4-75%**	**5-5-100%**
GOAL TO GO EFFICIENCY	**2-2-100%**	**5-5-100%**
SAFETIES	**0**	**0**
FINAL SCORE	**32**	**35**
TIME OF POSSESSION	**32:12**	**27:48**

Final Individual Statistics

LOS ANGELES RAMS

RUSHING	ATT	YDS	AVG	LG	TD
D. Henderson	20	114	5.7	14	1
R .Woods	3	30	10.0	15	0
M. Brown	7	19	2.7	6	0
J. Goff	2	4	2.0	3	1
Total	**32**	**167**	**5.2**	**15**	**2**

PASSING	ATT	CMP	YDS	SK/YD	TD	LG	IN	RT.
J. Goff	32	23	321	2/10	2	31	1	111.6
Total	**32**	**23**	**321**	**2/10**	**2**	**31**	**1**	**111.6**

RECEIVING	NO	YDS	AVG	LG	TD
C. Kupp	9	107	11.9	20	1
R. Woods	5	74	14.8	31	1
J. Reynolds	4	60	15.0	23	0
T. Higbee	2	40	20.0	31	0
G. Everett	2	34	17.0	18	0
D. Henderson	1	6	6.0	6	0
M. Brown	0	0	0.0	0	0
V. Jefferson	0	0	0.0	0	0
Total	**20**	**267**	**13.4**	**28**	**3**

INTERCEPTIONS	NO	YDS	AVG	LG	TD
J. Johnson III	1	0	0.0	0	0
Total	**1**	**0**	**0.0**	**0**	**0**

PUNTING	NO	YDS	AVG	NET	TB/I20	LG
Total	**0**	**0**	**0.0**	**0.0**	**0/0**	**0**

PUNT RETURNS	NO	YDS	AVG	FC	LG	TD
C. Kupp	0	0	0.0	1	0	0
[DOWNED]	1	0	0.0	0	0	0
Total	**0**	**0**	**0.0**	**1**	**0**	**0**

KICKOFF RETURNS	NO	YDS	AVG	FC	LG	TD
R. Calais	1	15	15.0	0	15	0
[TOUCHBACK]	5	0	0.0	0	0	0
Total	**1**	**15**	**15.0**	**0**	**15**	**0**

BUFFALO BILLS

RUSHING	ATT	YDS	AVG	LG	TD
D. Singletary	13	71	5.5	17	0
T. Yeldon	3	18	6.0	9	0
J. Allen	4	8	2.0	6	1
I. McKenzie	1	4	4.0	4	0
Total	**21**	**101**	**4.8**	**17**	**1**

PASSING	ATT	CMP	YDS	SK/YD	TD	LG	IN	RT.
J. Allen	33	24	311	4/37	4	39	1	128.9
Total	**33**	**24**	**311**	**4/37**	**4**	**39**	**1**	**128.9**

RECEIVING	NO	YDS	AVG	LG	TD
C. Beasley	6	100	16.7	29	0
G. Davis	4	81	20.3	39	0
D. Singletary	4	50	12.5	34	0
S. Diggs	4	49	12.3	23	1
T. Kroft	4	24	6.0	13	2
I. McKenzie	1	6	6.0	6	0
L. Smith	1	1	1.0	1	1
J. Brown	0	0	0.0	0	0
Total	**24**	**311**	**13.0**	**39**	**4**

INTERCEPTIONS	NO	YDS	AVG	LG	TD
L. Wallace	1	0	0.0	0	0
Total	**1**	**0**	**0.0**	**0**	**0**

PUNTING	NO	YDS	AVG	NET	TB/I20	LG
C. Bojorquez	2	116	58.0	58.0	0/2	72
Total	**2**	**116**	**58.0**	**58.0**	**0/2**	**72**

PUNT RETURNS	NO	YDS	AVG	FC	LG	TD
Total	**0**	**0**	**0.0**	**0**	**0**	**0**

KICKOFF RETURNS	NO	YDS	AVG	FC	LG	TD
A. Roberts	2	73	36.5	0	39	0
[TOUCHBACK]	4	0	0.0	0	0	0
Total	**2**	**73**	**36.5**	**0**	**39**	**0**

Defensive Statistics (based on gamebook)

PLAYER	T	S	A	S-YDS	I-YDS	PD	FF	FR
T. Hill	8	5	3	0-0	0-0	0	0	0
T. Rapp	7	6	1	0-0	0-0	0	0	0
J. Johnson	7	5	2	0-0	0-0	1	0	0
A. Donald	6	5	1	2-18	0-0	0	1	1
M. Kiser	4	1	3	0-0	0-0	0	0	0
L. Floyd	3	3	0	1-7	0-0	0	0	0
S. Joseph-Day	3	3	0	0-0	0-0	0	0	0
M. Brockers	3	2	1	0-0	0-0	0	0	0
K. Young	3	1	2	0-0	0-0	0	0	0
M. Fox	2	2	0	1-12	0-0	0	0	0
D. Williams	2	2	0	0-0	0-0	0	0	0

PLAYER	T	S	A	S-YDS	I-YDS	PD	FF	FR
J. Hollins	2	1	1	0-0	0-0	0	0	0
J. Ramsey	1	1	0	0-0	0-0	1	0	0
O. Okoronkwo	1	1	0	0-0	0-0	0	0	0
G. Gaines	1	1	0	0-0	0-0	0	0	0
D. Long	1	1	0	0-0	0-0	0	0	0
T. Burgess	1	1	0	0-0	0-0	0	0	0
N. Webster	0	0	0	0-0	0-0	0	0	0
V. Jefferson	0	0	0	0-0	0-0	0	0	0
J. Reynolds	0	0	0	0-0	0-0	0	0	0
Totals	**55**	**41**	**14**	**4-37**	**1-0**	**2**	**1**	**1**

4 Los Angeles 17, New York Giants 9

October 4, 2020 - SoFi Stadium- Inglewood, Calif.

Weather: 86 degrees, sunny - Attendance 0 - Time 2:43

The Los Angeles Rams are undefeated at their new home, defeating the visiting New York Giants 17-9 at SoFi Stadium. The Rams entered sack city on Sunday, with DL Aaron Donald and OLB Samson Ebukam combining to take down Giants QB Daniel Jones in the first 11 seconds of play. The New York side couldn't make any ground in their opening drive and the ball soon turned over to the Rams. QB Jared Goff opened the offensive drive with a short pass to WR Cooper Kupp who brought the team up nine yards, followed by a play from RB Darrell Henderson Jr. who would convert for a Rams first down. The Rams built on their momentum, moving down the field with Goff finding options in multiple Rams receivers. The home team was able to capitalize on their seven minutes of possession and a rushing touchdown was awarded to TE Gerald Everett. The score would mark Everett's first rushing touchdown of his career. K Samuel Sloman's extra point was good and the Rams took the lead, 7-0. The Giants next drive saw Jones face another Rams defender, this time with DL Morgan Fox recording his second sack on the season, pushing the Giants back 11 yards and forcing a fumble. New York ended their second drive, but it wasn't long until they were back on the field, with a Rams fumble recovered by the opposition. In the second quarter, the Giants found points on the board with a successful 35-yard field goal by K Graham Gano, but the Rams reacted, sacking Jones on two more occasions. OLB Ogbonnia Okoronkwo found his way into the pocket from the edge and recorded his first sack for the season for -7 yards. The play was followed with Jones stepping into the path of DL Michael Brockers and being brought down by the 305-pound defender. On the next offensive drive, the Rams made moves down the field, but despite edging their way to the goal line, they opted for a field goal and Sloman stepped up and extended the Rams lead, 10-3. Looking for points, the Giants responded and closed out the first half with a successful field goal attempt creeping up on the Rams' 10-6 lead. The third quarter opened with excitement for the visiting team, with an interception called on a Rams pass intended for WR Robert Woods. The call, however, was reversed and a scoreless quarter followed. With 15 minutes remaining in the game, the Giants needed to score and found an extra three points through their third field goal for the day. The home team now led by only one point. With 7:02 left in the game, Goff found Kupp down the middle and the wide receiver ran 55 yards for a touchdown. Sloman slotted the extra point straight through the middle and the Rams were back in a comfortable lead, 17-9. The Rams defense finished the game recording a season-high eight tackles for loss and limiting Jones to 195 passing yards. Rams LB Justin Hollins chased down Jones to record the Rams' fifth sack on the night while CB Darious Williams picked off Jones on the 15-yard line to close out the game and record his second interception of the season. The Rams would end Week 4 at 3-1.

Starting Lineups

New York Giants

WR	86	D. Slayton	SLB	59	L. Carter
TE	88	E. Engram	DE	97	D. Lawrence
RT	75	C. Fleming	MLB	54	B. Martinez
RG	70	K. Zeitler	NT	94	D. Tomlinson
C	65	N. Gates	WIL	52	D. Downs
LG	71	W. Hernandez	DT	99	L. Williams
LT	78	A. Thomas	OLB	53	O. Ximines
RB	31	D. Freeman	LCB	24	J. Bradberry
WR	15	G. Tate	CB	23	L. Ryan
WR	18	C. Board	CB	34	A. Colbert
QB	8	D. Jones	RCB	27	I. Yiadom

Los Angeles Rams

WR	10	C. Kupp	DE	90	M. Brockers
TE	89	T. Higbee	NT	69	S. Joseph-Day
LT	77	A. Whitworth	DT	99	A. Donald
LG	73	D. Edwards	OLB	50	S. Ebukam
C	66	A. Blythe	OLB	54	L. Floyd
RG	63	A. Corbett	ILB	59	M. Kiser
RT	79	R. Havenstein	CB	31	D. Williams
TE	81	G. Everett	LCB	22	T. Hill
WR	17	R. Woods	RCB	20	J. Ramsey
QB	16	J. Goff	SS	24	T. Rapp
RB	27	D. Henderson	FS	43	J. Johnson

LOS ANGELES SUBSTITUTIONS: K 1 S.Sloman, P 6 J.Hekker, WR 11 J.Reynolds, WR 12 V.Jefferson, WR 14 N.Webster, CB 25 D.Long, S 26 T.Burgess, RB 30 R.Calais, S 33 N.Scott, RB 34 M.Brown, RB 35 X.Jones, ILB 41 K.Young, LS 44 J.McQuaide, OLB 45 O.Okoronkwo, DB 46 J.Hughes, ILB 51 T.Reeder, OLB 57 N.Patrick, LB 58 J.Hollins, OL 65 C.Shelton, OL 71 B.Evans, OL 72 T.Anchrum, TE 82 J.Mundt, DL 91 G.Gaines, OLB 95 J.Polite, DL 97 M.Fox
LOS ANGELES INACTIVES: RB 23 C.Akers, S 32 J.Fuller, OL 55 B.Allen, WR 83 T.Jackson, TE 88 B.Hopkins, DL 98 E.Banks
LOS ANGELES DID NOT PLAY: QB 9 J.Wolford

Scoring Summaries

		1	2	3	4	OT	TOTAL	FIELD GOALS
VISITOR	New York Giants	0	6	0	3	-	9	(35) (37) (27)
HOME	Los Angeles Rams	7	3	0	7	-	17	(32)

TEAM	Qtr	Clock Time	Play (Extra Point) (Drive Info)	Visitor	Home
Rams	1	6:19	G.Everett 2 yd. run (S.Sloman kick) (12-65, 7:01)	0	7
Giants	2	14:51	G.Gano 35 yd. Field Goal (6-17, 2:54)	3	7
Rams	2	3:52	S.Sloman 32 yd. Field Goal (15-47, 7:14)	3	10
Giants	2	0:00	G.Gano 37 yd. Field Goal (13-56, 3:52)	6	10
Giants	4	14:11	G.Gano 27 yd. Field Goal (11-48, 6:14)	9	10
Rams	4	6:56	C.Kupp 55 yd. pass from J.Goff (S.Sloman kick) (8-91, 2:50)	9	17

Final Team Statistics

	GIANTS	RAMS
TOTAL FIRST DOWNS	**19**	**15**
By Rushing	**7**	**7**
By Passing	**11**	**8**
By Penalty	**1**	**0**
THIRD DOWN EFFICIENCY	**4-13-31%**	**5-13-38%**
FOURTH DOWN EFFICIENCY	**1-2-50%**	**1-1-100%**
TOTAL NET YARDS	**295**	**240**
Total Offensive Plays (inc. times thrown passing)	66	57
Average gain per offensive play	4.5	4.2
NET YARDS RUSHING	**136**	**58**
Total Rushing Plays	25	23
Average gain per rushing play	5.4	2.5
Tackles for a loss-number and yards	1-1	2-3
NET YARDS PASSING	**159**	**182**
Times thrown - yards lost attempting to pass	5-31	2-18
Gross yards passing	190	200
PASS ATTEMPTS-COMP-HAD INT	**36-23-1**	**32-25-0**
Avg gain per pass play	3.9	5.4
KICKOFFS Number-In End Zone-TBs	**3-2-1**	**4-3-3**
PUNTS Number and Average	**5-43.2**	**5-56.0**
Had Blocked	0	0

	GIANTS	RAMS
FGs - PATs Had Blocked	**0-0**	**0-0**
Net Punting Average	40.0	42.0
TOTAL RETURN YARDAGE (W/O KOR)	**30**	**18**
No. and Yards Punt Returns	3-30	2-16
No. and Yards Kickoff Returns	1-27	2-55
No. and Yards Interception Returns	0-0	1-2
PENALTIES Number and Yards	**4-20**	**1-5**
FUMBLES Number and Lost	**1-0**	**2-1**
TOUCHDOWNS	**0**	**2**
Rushing	0	1
Passing	0	1
EXTRA POINTS Made-Attempts	**0-0**	**2-2**
Kicking Made-Attempts	0-0	2-2
FIELD GOALS Made-Attempts	**3-3**	**1-1**
RED ZONE EFFICIENCY	**0-4-0%**	**1-2-50%**
GOAL TO GO EFFICIENCY	**0-0-0%**	**1-2-50%**
SAFETIES	**0**	**0**
FINAL SCORE	**9**	**17**
TIME OF POSSESSION	**33:17**	**26:43**

Final Individual Statistics

NEW YORK GIANTS

RUSHING	ATT	YDS	AVG	LG	TD
D. Jones	6	45	7.5	13	0
W. Gallman	6	45	7.5	26	0
D. Freeman	11	33	3	10	0
D. Lewis	1	10	10	10	0
C. Board	1	3	3	3	0
Total	**25**	**136**	**5.4**	**26**	**0**

PASSING	ATT	CMP	YDS	SK/YD	TD	LG	IN	RT.
D. Jones	36	23	190	5/31	0	33	1	65.7
Total	**36**	**23**	**190**	**5/31**	**0**	**33**	**1**	**65.7**

RECEIVING	NO	YDS	AVG	LG	TD
E. Engram	6	35	5.8	12	0
D. Freeman	4	35	8.8	15	0
G. Tate	4	20	5.0	12	0
D. Slayton	3	48	16.0	33	0
D. Ratley	3	34	11.3	17	0
D. Lewis	2	8	4.0	4	0
K. Smith	1	10	10.0	10	0
C. Board	0	0	0.0	0	0
Total	**23**	**190**	**8.3**	**33**	**0**

INTERCEPTIONS	NO	YDS	AVG	LG	TD
Total	**0**	**0**	**0**	**0**	**0**

PUNTING	NO	YDS	AVG	NET	TB/I20	LG
R. Dixon	5	216	43.2	40.0	0/2	50
Total	**5**	**216**	**43.2**	**40.0**	**0/2**	**50**

PUNT RETURNS	NO	YDS	AVG	FC	LG	TD
G. Tate	3	30	10.0	0	15	0
[TOUCHBACK]	2	0	0.0	0	0	0
Total	**3**	**30**	**10.0**	**0**	**15**	**0**

KICKOFF RETURNS	NO	YDS	AVG	FC	LG	TD
C. Bellentine	1	27	27.0	0	27	0
[TOUCHBACK]	3	0	0.0	0	0	0
Total	**1**	**27**	**27.0**	**0**	**27**	**0**

LOS ANGELES RAMS

RUSHING	ATT	YDS	AVG	LG	TD
M. Brown	9	37	4.1	13	0
D. Henderson	8	22	2.8	5	0
R. Woods	1	2	2	2	0
G. Everett	1	2	2	2	1
C. Kupp	1	-2	-2	-2	0
J. Goff	3	-3	-1	-1	0
Total	**23**	**58**	**2.5**	**13**	**1**

PASSING	ATT	CMP	YDS	SK/YD	TD	LG	IN	RT.
J. Goff	32	25	200	2/18	1	55	0	103.1
Total	**32**	**25**	**200**	**2/18**	**1**	**55**	**0**	**103.1**

RECEIVING	NO	YDS	AVG	LG	TD
R. Woods	6	35	5.8	15	0
C. Kupp	5	69	13.8	55	1
M. Brown	5	19	3.8	8	0
J. Reynolds	3	25	8.3	11	0
T. Higbee	3	21	7.0	8	0
D. Henderson	1	16	16.0	16	0
G. Everett	1	10	10.0	10	0
J. Mundt	1	5	5.0	5	0
V. Jefferson	0	0	0.0	0	0
Total	**25**	**200**	**8.0**	**55**	**1**

INTERCEPTIONS	NO	YDS	AVG	LG	TD
D. Williams	1	2	2.0	2	0
Total	**1**	**2**	**2.0**	**2**	**0**

PUNTING	NO	YDS	AVG	NET	TB/I20	LG
J. Hekker	5	280	56.0	42.0	2/0	61
Total	**5**	**280**	**56.0**	**42.0**	**2/0**	**61**

PUNT RETURNS	NO	YDS	AVG	FC	LG	TD
C. Kupp	2	16	8.0	3	9	0
Total	**2**	**16**	**8.0**	**3**	**9**	**0**

KICKOFF RETURNS	NO	YDS	AVG	FC	LG	TD
R. Calais	2	55	27.5	0	41	0
[TOUCHBACK]	1	0	0.0	0	0	0
Total	**2**	**55**	**27.5**	**0**	**41**	**0**

Defensive Statistics (based on gamebook)

PLAYER	T	S	A	S-YDS	I-YDS	PD	FF	FR
T.Rapp	8	7	1	0-0	0-0	0	0	0
T.Hill	6	6	0	0-0	0-0	2	0	0
J.Johnson	6	5	1	0-0	0-0	0	0	0
M.Kiser	6	5	1	0-0	0-0	0	0	0
J.Ramsey	5	4	1	0-0	0-0	0	0	0
M.Fox	4	4	0	1-11	0-0	0	1	0
D.Williams	4	4	0	0-0	1-2	2	0	0
S.Joseph-Day	4	4	0	0-0	0-0	0	0	0
S.Ebukam	4	1	3	0.5-1	0-0	0	0	0
K.Young	3	2	1	0-0	0-0	0	0	0
T.Reeder	3	1	2	0-0	0-0	0	0	0
M.Brockers	2	2	0	1-6	0-0	0	0	0
O.Okoronkwo	2	2	0	1-7	0-0	1	0	0
L.Floyd	2	1	1	0-0	0-0	0	0	0
A.Donald	2	0	2	0.5-1	0-0	0	0	0
G.Gaines	2	0	2	0-0	0-0	0	0	0
J.Hollins	1	1	0	1-5	0-0	0	0	0
T.Burgess	1	1	0	0-0	0-0	0	0	0
N.Webster	0	0	0	0-0	0-0	0	0	0
J.Hughes	0	0	0	0-0	0-0	0	0	0
J.Mundt	0	0	0	0-0	0-0	0	0	0
A.Corbett	0	0	0	0-0	0-0	0	0	0
Total	**65**	**50**	**15**	5-31	1-2	5	1	0

5 Los Angeles 30, Washington 10

October 11, 2020 - FedExField - Landover, M.D.

Weather: 69 degrees, cloudy - Attendance 0 - Time 2:58

The Los Angeles Rams swept the NFC East in Week 5, defeating the Washington Football Team, 30-10, in a cloudy affair at FedExField. The win marks the first time Head Coach Sean McVay has swept the division and the first time he has been back to his former team's home field. QB Jared Goff completed 21-of-30 passes for 309 yards, earning a passer rating of 111.7 and his fourth-consecutive game with a 100-plus rating. On defense, DL Aaron Donald and LB Troy Reeder led the charge on defense, recording a combined seven sacks between the pair. It was the first time an NFL duo has each recorded at least 3.0 sacks in a single game since 2016. The Rams got off to an early lead, scoring on a one-yard run from RB Darrell Henderson Jr. The touchdown marks the fourth time in five games that the Rams have scored on their opening offensive drive. Reeder secured his career-first sack taking down QB Kyle Allen, but Washington answered, scoring off a seven-yard QB touchdown run. Washington took the lead 7-6 with a successful extra point. On their first offensive play of the second quarter, Goff connected with WR Robert Woods on a 56-yard touchdown reception. K Samuel Sloman's extra point was good and the Rams took back the lead, 13-7. Later in the half, Goff scrambled left while Washington defenders were focused elsewhere in TE Gerald Everett and ran the ball across the goal line for his second rushing touchdown of the season. Just before halftime, Allen took a big hit from Rams CB Jalen Ramsey and was injured on the play. This led to Washington calling on backup QB Alex Smith. This was the first time Smith had taken the field since suffering a leg injury in 2018. Three plays in, Donald sacked Smith for a loss of four yards. Although Smith couldn't convert on his first number of plays back in the game, Washington attempted a successful field goal and added three more points before heading into the locker room for halftime. The Rams led, 20-10. The third quarter was dominant on defense, with Donald, Reeder and OLB Jachai Polite each adding a sack on Smith. Sloman converted a 28-yard field goal adding the only points for the quarter to extend the Rams lead 23-10. Henderson scored his first career receiving touchdown and the final six-pointer for the day. The play was followed shortly thereafter with Donald's final sack for the game, forcing a fumble and taking Washington back seven yards. Donald finished the game tying a career-high of 4.0 sacks while Reeder recorded a career-high of 3.0 sacks. The Rams would bring home another win from the East Coast concluding the trip with a 30-10 victory.

Starting Lineups

Los Angeles Rams

WR	10	C. Kupp	DE	90	M.Brockers
TE	89	T. Higbee	NT	69	S.Joseph
LT	77	A. Whitworth	DT	99	A.Donald
LG	73	D. Edwards	OLB	50	S.Ebukam
C	66	A. Blythe	OLB	54	L.Floyd
RG	63	A. Corbett	ILB	41	K.Young
RT	79	R. Havenstein	LCB	22	T.Hill
WR	11	J. Reynolds	RCB	20	J.Ramsey
WR	17	R. Woods	SS	32	J.Fuller
QB	16	J. Goff	FS	43	J. Johnson
HB	27	D. Henderson	ILB	51	T. Reeder

Washington Football Team

WR	17	T. McLaurin	DE	99	C. Young
LT	74	G. Christian	DT	94	D. Payne
LG	67	W. Martin	DT	93	J. Allen
C	73	C. Roullier	DE	90	M. Sweat
RG	71	W. Schweitzer	MLB	53	J. Bostic
RT	76	M. Moses	S	31	K. Curl
TE	87	J. Sprinkle	OLB	54	K. Pierre-Louis
TE	82	L. Thomas	CB	23	R. Darby
WR	10	A. Gandy-Golden	SS	26	L. Collins
QB	8	K. Allen	FS	30	T. Apke
RB	24	A.Gibson	CB	29	K. Fuller

LOS ANGELES SUBSTITUTIONS: K 1 S.Sloman, P 6 J.Hekker, WR 12 V.Jefferson, WR 14 N.Webster, RB 23 C.Akers, S 24 T.Rapp, CB 25 D.Long, S 26 T.Burgess, CB 31 D.Williams, S 33 N.Scott, RB 34 M.Brown, RB 35 X.Jones, LS 44 J.McQuaide, OLB 45 O.Okoronkwo, LB 52 T.Lewis, OLB 57 N.Patrick, LB 58 J.Hollins, OL 65 C.Shelton, OL 72 T.Anchrum, TE 81 G.Everett, TE 82 J.Mundt, DL 91 G.Gaines, OLB 95 J.Polite, DL 97 M.Fox
LOS ANGELES INACTIVES: RB 30 R.Calais, ILB 59 M.Kiser, OL 71 B.Evans, WR 83 T.Jackson, TE 88 B.Hopkins
LOS ANGELES DID NOT PLAY: QB 9 J.Wolford, OL 55 B.Allen

Scoring Summaries

		1	2	3	4	OT	TOTAL	FIELD GOALS
VISITOR	Los Angeles Rams	6	14	3	7	-	30	(28)
HOME	Washington Football Team	7	3	0	0	-	10	(48)

TEAM	Qtr	Clock Time	Play (Extra Point) (Drive Info)	Visitor	Home
Rams	1	7:29	D.Henderson 1 yd. run (kick failed, wl) (10-76, 6:03)	6	0
Football Team	1	1:34	K.Allen 7 yd. run (D.Hopkins kick) (10-73, 5:55)	6	7
Rams	2	14:52	R.Woods 56 yd. pass from J.Goff (S.Sloman kick) (4-75, 1:42)	13	7
Rams	2	7:32	J.Goff 2 yd. run (S.Sloman kick) (9-83, 4:40)	20	7
Football Team	2	0:00	D.Hopkins 48 yd. Field Goal (5-29, 0:49)	20	10
Rams	3	7:04	S.Sloman 28 yd. Field Goal (10-70, 3:51)	23	10
Rams	4	6:37	D.Henderson 11 yd. pass from J.Goff (S.Sloman kick) (5-51, 2:54)	30	10

Final Team Statistics

	RAMS	WASHINGTON
TOTAL FIRST DOWNS	**20**	**10**
By Rushing	7	2
By Passing	11	5
By Penalty	2	3
THIRD DOWN EFFICIENCY	**6-15-40%**	**2-13-15%**
FOURTH DOWN EFFICIENCY	**0-1-0%**	**0-1-0%**
TOTAL NET YARDS	**429**	**108**
Total Offensive Plays (inc. times thrown passing)	66	52
Average gain per offensive play	6.5	2.1
NET YARDS RUSHING	**129**	**38**
Total Rushing Plays	35	14
Average gain per rushing play	3.7	2.7
Tackles for a loss-number and yards	4-10	1-2
NET YARDS PASSING	**300**	**70**
Times thrown - yards lost attempting to pass	1-9	8-41
Gross yards passing	309	111
PASS ATTEMPTS-COMP-HAD INT	**30-21-1**	**30-18-0**
Avg gain per pass play (inc.# thrown passing)	9.7	1.8
KICKOFFS Number-In End Zone-TBs	**6-6-4**	**2-2-2**
PUNTS Number and Average	**5-41.0**	**10-51.1**
Had Blocked	0	0

	RAMS	WASHINGTON
FGs - PATs Had Blocked	**0-0**	**0-0**
Net Punting Average	38.4	46.0
TOTAL RETURN YARDAGE (W/O KOR)	**31**	**13**
No. and Yards Punt Returns	7-31	2-13
No. and Yards Kickoff Returns	0-0	2-48
No. and Yards Interception Returns	0-0	1-0
PENALTIES Number and Yards	**5-60**	**3-40**
FUMBLES Number and Lost	**1-0**	**2-0**
TOUCHDOWNS	**4**	**1**
Rushing	2	1
Passing	2	0
EXTRA POINTS Made-Attempts	**3-4**	**1-1**
Kicking Made-Attempts	3-4	1-1
FIELD GOALS Made-Attempts	**1-1**	**1-1**
RED ZONE EFFICIENCY	**3-4-75%**	**1-1-100%**
GOAL TO GO EFFICIENCY	**2-3-67%**	**1-1-100%**
SAFETIES	**0**	**0**
FINAL SCORE	**30**	**10**
TIME OF POSSESSION	**35:35**	**24:25**

Final Individual Statistics

LOS ANGELES RAMS

RUSHING	ATT	YDS	AVG	LG	TD
C. Akers	9	61	6.8	46	0
D. Henderson	15	38	2.5	7	1
M. Brown	8	30	3.8	12	0
J. Goff	3	0	0	2	1
Total	**35**	**129**	**3.7**	**46**	**2**

PASSING	ATT	CMP	YDS	SK/YD	TD	LG	IN	RT.
J. Goff	30	21	309	1/9	2	56	1	111.7
Total	**30**	**21**	**309**	**1/9**	**2**	**56**	**1**	**111.7**

RECEIVING	NO	YDS	AVG	LG	TD
C. Kupp	5	66	13.2	49	0
G. Everett	4	90	22.5	40	0
R. Woods	4	71	17.8	56	1
D. Henderson	3	30	10.0	12	1
J. Reynolds	2	46	23.0	29	0
T. Higbee	2	12	6.0	9	0
M. Brown	1	-6	-6.0	-6	0
Total	**21**	**309**	**14.7**	**56**	**2**

INTERCEPTIONS	NO	YDS	AVG	LG	TD
Total	**0**	**0**	**0.0**	**0**	**0**

PUNTING	NO	YDS	AVG	NET	TB/I20	LG
J. Hekker	5	205	41.0	38.4	0/4	56
Total	**5**	**205**	**41.0**	**38.4**	**0/4**	**56**

PUNT RETURNS	NO	YDS	AVG	FC	LG	TD
C. Kupp	4	20	5.0	2	10	0
N. Webster	3	11	3.7	0	8	0
[TOUCHBACK]	1	0	0.0	0	0	0
Total	**7**	**31**	**4.4**	**2**	**10**	**0**

KICKOFF RETURNS	NO	YDS	AVG	FC	LG	TD
[TOUCHBACK]	2	0	0.0	0	0	0
Total	**0**	**0**	**0.0**	**0**	**0**	**0**

WASHINGTON FOOTBALL TEAM

RUSHING	ATT	YDS	AVG	LG	TD
A. Gibson	11	27	2.5	6	0
K. Allen	1	7	7	7	1
J. McKissic	1	3	3	3	0
A. Smith	1	1	1	1	0
Total	**14**	**38**	**2.7**	**7**	**1**

PASSING	ATT	CMP	YDS	SK/YD	TD	LG	IN	RT.
A. Smith	17	9	37	6/31	0	12	0	58.7
K. Allen	13	9	74	2/10	0	18	0	83.5
Total	**30**	**18**	**111**	**8/41**	**0**	**18**	**0**	**67.5**

RECEIVING	NO	YDS	AVG	LG	TD
J. McKissic	6	46	7.7	12	0
A. Gibson	5	24	4.8	18	0
T. McLaurin	3	26	8.7	12	0
T. Hemingway	1	10	10.0	10	0
L. Thomas	1	4	4.0	4	0
I. Wright	1	3	3.0	3	0
D. Inman	1	-2	-2.0	-2	0
J. Sprinkle	0	0	0.0	0	0
Total	**18**	**111**	**6.2**	**18**	**0**

INTERCEPTIONS	NO	YDS	AVG	LG	TD
K. Fuller	1	0	0.0	0	0
Total	**1**	**0**	**0.0**	**0**	**0**

PUNTING	NO	YDS	AVG	NET	TB/I20	LG
T. Way	10	511	51.1	46.0	1/1	61
Total	**10**	**511**	**51.1**	**46.0**	**1/1**	**61**

PUNT RETURNS	NO	YDS	AVG	FC	LG	TD
I. Wright	2	13	6.5	1	13	0
[DOWNED]	1	0	0	0	0	0
[OUT OF BOUNDS]	1	0	0	0	0	0
Total	**2**	**13**	**6.5**	**1**	**13**	**0**

KICKOFF RETURNS	NO	YDS	AVG	FC	LG	TD
D. Johnson	2	48	24.0	0	28	0
[TOUCHBACK]	4	0	0.0	0	0	0
Total	**2**	**48**	**24.0**	**0**	**28**	**0**

Defensive Statistics (based on gamebook)

PLAYER	T	S	A	S-YDS	I-YDS	PD	FF	FR
T.Reeder	10	7	3	3-12	0-0	0	0	0
M.Brockers	6	0	6	0-0	0-0	0	0	0
J.Johnson	5	4	1	0-0	0-0	1	0	0
K.Young	5	2	3	0-0	0-0	0	0	0
A.Donald	4	4	0	4-23	0-0	0	1	0
J.Fuller	4	3	1	0-0	0-0	2	0	0
D.Williams	3	3	0	0-0	0-0	1	0	0
T.Rapp	2	2	0	0-0	0-0	1	0	0
L.Floyd	2	1	1	0-0	0-0	0	0	0
M.Fox	2	1	1	0-0	0-0	0	0	0
S.Joseph-Day	2	1	1	0-0	0-0	0	0	0
J.Polite	1	1	0	1-6	0-0	0	0	0
S.Ebukam	1	1	0	0-0	0-0	0	0	0
G.Gaines	1	1	0	0-0	0-0	0	0	0
T.Hill	1	0	1	0-0	0-0	0	0	0
C.Kupp	0	0	0	0-0	0-0	0	0	0
R.Havenstein	0	0	0	0-0	0-0	0	0	0
Total	**49**	**31**	**18**	**8-41**	**0-0**	**5**	**1**	**0**

6 Los Angeles 16, San Francisco 24

October 18, 2020 - Levi's Stadium - Santa Clara, Calif.

Weather: 86 degrees, sunny - Attendance 0 - Time 3:04

The Los Angeles Rams fell to the San Francisco 49ers, 24-16, in their first divisional matchup for the 2020 season. The Rams flew up north to take on their opponent at Levi's Stadium in their second-ever Sunday Night Football game between the franchises. Despite a late comeback by the Rams, it wasn't enough to catch the 49ers who got out to an early lead. The 49ers scored on their opening drive, with WR Deebo Samuel scoring off a 6-yard reception thrown by QB Jimmy Garoppolo. Rams ILB Micah Kiser tallied seven total tackles in the first quarter matching a career best and tying for the most first quarter defensive tackles in franchise history. The next touchdown would again come from San Francisco, with TE George Kittle finding a gap in the Rams defense to score a 44-yard touchdown. The 49ers were up 14 points before the Rams offense would make some moves and with 9:03 left on the clock in the second quarter, QB Jared Goff connected with WR Robert Woods to score the Rams first points. K Samuel Sloman's extra point attempt was blocked and the Rams trailed, 14-6. The 49ers would extend their lead just before halftime with a third passing touchdown on the night. The Rams headed into the locker room down, 21-6. In the third quarter, the Rams were the only side to add points, with a successful 42-yard field goal by Sloman. The kick marks the rookie's longest field goal in his NFL career. The Rams fought back in the fourth quarter but struggled to capitalize on their offensive opportunities. The 49ers added three more points through a 49-yard field goal but with 3:24 remaining in the game, Goff threw a deep pass down the field into the path of WR Josh Reynolds who would score for the Rams in the endzone. The 40-yard touchdown would be Reynolds longest reception and longest touchdown of his career. The touchdown also marked Goff's 10th passing touchdown of the season and 97th of his career. The Rams trailed 24-16, but there was not enough time on the clock to make up the remaining points and the Rams would leave San Francisco with their second loss on the season. Despite the loss, the game would mark DL Aaron Donald's 100th NFL career game and LS Johnny McQuaide's 150th appearance. It was also the first game during the 2020 season that the Rams offense did not surrender a sack.

Starting Lineups

Los Angeles Rams

WR	10	C. Kupp	DE	90	M.Brockers
TE	89	T. Higbee	NT	69	S. Joseph-Day
LT	77	A. Whitworth	DT	99	A. Donald
LG	73	D. Edwards	OLB	50	S. Ebukam
C	66	A. Blythe	OLB	54	L. Floyd
RG	63	A. Corbett	ILB	59	M. Kiser
RT	79	R. Havenstein	ILB	41	K. Young
WR	11	J. Reynolds	LCB	22	T. Hill
WR	17	R. Woods	RCB	20	J. Ramsey
QB	16	J. Goff	SS	24	T. Rapp
HB	27	D. Henderson	FS	43	J. Johnson

San Francisco 49ers

WR	19	D. Samuel	LDE	91	A. Armstead
LT	71	T. Williams	LDT	99	J. Kinlaw
LG	75	L. Tomlinson	RDT	93	D. Jones
C	63	B. Garland	RDE	92	K. Hyder
RG	60	D. Brunskill	NB	47	J. Taylor
RT	69	M. McGlinchey	MIKE	54	F. Warner
TE	85	G. Kittle	WILL	57	D. Greenlaw
WR	11	B. Aiyuk	LCB	22	J. Verrett
RB	31	R. Mostert	RCB	41	E. Moseley
FB	44	K. Juszczyk	FS	20	J. Ward
QB	10	J. Garoppolo	SS	29	J. Tartt

LOS ANGELES SUBSTITUTIONS: K 1 S.Sloman, P 6 J.Hekker, WR 12 V.Jefferson, WR 14 N.Webster, RB 23 C.Akers, CB 25 D.Long, S 26 T.Burgess, CB 31 D.Williams, S 33 N.Scott, RB 34 M.Brown, RB 35 X.Jones, LS 44 J.McQuaide, DB 46 J.Hughes, ILB 51 T.Reeder, LB 52 T.Lewis, OLB 57 N.Patrick, LB 58 J.Hollins, OL 65 C.Shelton, OL 72 T.Anchrum, TE 81 G.Everett, TE 82 J.Mundt, DL 91 G.Gaines, OLB 95 J.Polite, DL 97 M.Fox
LOS ANGELES INACTIVES: RB 30 R.Calais, OLB 45 O.Okoronkwo, OL 55 B.Allen, WR 83 T.Jackson, TE 88 B.Hopkins
LOS ANGELES DID NOT PLAY: QB 9 J.Wolford, OL 71 B.Evans

Scoring Summaries

		1	2	3	4	OT	TOTAL	FIELD GOALS
VISITOR	Los Angeles Rams	0	6	3	7	-	16	(42)
HOME	San Francisco 49ers	7	14	0	3	-	24	(49)

TEAM	Qtr	Clock Time	Play (Extra Point) (Drive Info)	Visitor	Home
49ers	1	11:39	D.Samuel 6 yd. pass from J.Garoppolo (R.Gould kick) (6-76, 3:21)	0	7
49ers	2	14:14	G.Kittle 44 yd. pass from J.Garoppolo (R.Gould kick) (10-87, 6:08)	0	14
Rams	2	9:03	R.Woods 10 yd. pass from J.Goff (kick blocked) (10-64, 5:11)	6	14
49ers	2	1:47	B.Aiyuk 2 yd. pass from J.Garoppolo (R.Gould kick) (13-75, 7:16)	6	21
Rams	3	12:06	S.Sloman 42 yd. Field Goal (7-48, 2:54)	9	21
49ers	4	5:26	R.Gould 49 yd. Field Goal (7-20, 3:15)	9	24
Rams	4	3:24	J.Reynolds 40 yd. pass from J.Goff (S.Sloman kick) (10-79, 2:02)	16	24

Final Team Statistics

	RAMS	49ERS
TOTAL FIRST DOWNS	**17**	**24**
By Rushing	7	6
By Passing	9	16
By Penalty	1	2
THIRD DOWN EFFICIENCY	**4-12-33%**	**5-13-38%**
FOURTH DOWN EFFICIENCY	**0-1-0%**	**1-1-100%**
TOTAL NET YARDS	**311**	**390**
Total Offensive Plays (inc. times thrown passing)	57	70
Average gain per offensive play	5.5	5.6
NET YARDS RUSHING	**113**	**122**
Total Rushing Plays	19	37
Average gain per rushing play	5.9	3.3
Tackles for a loss-number and yards	1-1	1-6
NET YARDS PASSING	**198**	**268**
Times thrown - yards lost attempting to pass	0-0	0-0
Gross yards passing	198	268
PASS ATTEMPTS-COMP-HAD INT	**38-19-1**	**33-23-0**
Avg gain per pass play (inc.# thrown passing)	5.2	8.1
KICKOFFS Number-In End Zone-TBs	**4-3-3**	**5-4-2**
PUNTS Number and Average	**6-48.5**	**5-47.0**
Had Blocked	0	0

	RAMS	49ERS
FGs - PATs Had Blocked	**0-1**	**0-0**
Net Punting Average	45.2	41.2
TOTAL RETURN YARDAGE (W/O KOR)	**29**	**20**
No. and Yards Punt Returns	3-29	2-20
No. and Yards Kickoff Returns	3-69	1-21
No. and Yards Interception Returns	0-0	1-0
PENALTIES Number and Yards	**6-34**	**7-63**
FUMBLES Number and Lost	**0-0**	**0-0**
TOUCHDOWNS	**2**	**3**
Rushing	0	0
Passing	2	3
EXTRA POINTS Made-Attempts	**1-2**	**3-3**
Kicking Made-Attempts	1-2	3-3
FIELD GOALS Made-Attempts	**1-1**	**1-1**
RED ZONE EFFICIENCY	**1-3-33%**	**2-2-100%**
GOAL TO GO EFFICIENCY	**1-2-50%**	**2-2-100%**
SAFETIES	**0**	**0**
FINAL SCORE	**16**	**24**
TIME OF POSSESSION	**22:05**	**37:55**

Final Individual Statistics

LOS ANGELES RAMS

RUSHING	ATT	YDS	AVG	LG	TD
D. Henderson	14	88	6.3	18	0
R. Woods	2	11	5.5	7	0
J. Goff	1	10	10.0	10	0
M. Brown	2	4	2.0	3	0
Total	**19**	**113**	**5.9**	**18**	**0**

PASSING	ATT	CMP	YDS	SK/YD	TD	LG	IN	RT.
J. Goff	38	19	198	0/0	2	40	1	72.0
Total	**38**	**19**	**198**	**0/0**	**2**	**40**	**1**	**72.0**

RECEIVING	NO	YDS	AVG	LG	TD
R. Woods	4	29	7.3	12	1
T. Higbee	3	56	18.7	31	0
G. Everett	3	27	9.0	17	0
M. Brown	3	18	6.0	7	0
C. Kupp	3	11	3.7	7	0
J. Reynolds	2	45	22.5	40	1
V. Jefferson	1	8	8.0	8	0
D. Henderson	0	4	0.0	4	0
Total	**19**	**198**	**10.4**	**40**	**2**

INTERCEPTIONS	NO	YDS	AVG	LG	TD
Total	**0**	**0**	**0.0**	**0**	**0**

PUNTING	NO	YDS	AVG	NET	TB/I20	LG
J. Hekker	6	291	48.5	45.2	0/4	63
Total	**6**	**291**	**48.5**	**45.2**	**0/4**	**63**

PUNT RETURNS	NO	YDS	AVG	FC	LG	TD
N. Webster	2	24	12.0	1	15	0
C. Kupp	1	5	5.0	0	5	0
[DOWNED]	1	0	0.0	0	0	0
Total	**3**	**29**	**9.7**	**1**	**15**	**0**

KICKOFF RETURNS	NO	YDS	AVG	FC	LG	TD
N. Webster	3	69	23.0	0	30	0
[TOUCHBACK]	2	0	0.0	0	0	0
Total	**3**	**69**	**23.0**	**0**	**30**	**0**

SAN FRANCISCO 49ERS

RUSHING	ATT	YDS	AVG	LG	TD
R. Mostert	17	65	3.8	15	0
J. Hasty	9	37	4.1	10	0
J. McKinnon	6	18	3.0	5	0
J. Garoppolo	4	8	2.0	6	0
D. Samuel	1	-6	-6.0	-6	0
Total	**37**	**122**	**3.3**	**15**	**0**

PASSING	ATT	CMP	YDS	SK/YD	TD	LG	IN	RT.
J. Garoppolo	33	23	268	0/0	3	44	0	124.3
Total	**33**	**23**	**268**	**0/0**	**3**	**44**	**0**	**124.3**

RECEIVING	NO	YDS	AVG	LG	TD
G. Kittle	7	109	15.6	44	1
D. Samuel	6	66	11.0	35	1
K. Bourne	2	44	22.0	25	0
B. Aiyuk	2	12	6.0	10	1
R. Mostert	2	11	5.5	7	0
J. McKinnon	2	10	5.0	8	0
K. Juszczyk	1	8	8.0	8	0
T. Taylor	1	8	8.0	8	0
J. Hasty	0	0	0.0	0	0
Total	**23**	**268**	**11.7**	**44**	**3**

INTERCEPTIONS	NO	YDS	AVG	LG	TD
J. Verrett	1	0	0.0	0	0
Total	**1**	**0**	**0.0**	**0**	**0**

PUNTING	NO	YDS	AVG	NET	TB/I20	LG
M. Wishnowsky	5	235	47.0	41.2	0/2	51
Total	**5**	**235**	**47.0**	**41.2**	**0/2**	**51**

PUNT RETURNS	NO	YDS	AVG	FC	LG	TD
R. James	2	20	10.0	1	12	0
T. Taylor	0	0	0.0	1	0	0
[DOWNED]	1	0	0.0	0	0	0
[OUT OF BOUNDS]	1	0	0.0	0	0	0
Total	**2**	**20**	**10.0**	**2**	**12**	**0**

KICKOFF RETURNS	NO	YDS	AVG	FC	LG	TD
R. James	1	21	21.0	0	21	0
[TOUCHBACK]	3	0	0.0	0	0	0
Total	**1**	**21**	**21.0**	**0**	**21**	**0**

Defensive Statistics (based on gamebook)

PLAYER	T	S	A	S-YDS	I-YDS	PD	FF	FR
M.Kiser	13	7	6	0-0	0-0	0	0	0
J.Johnson	13	5	8	0-0	0-0	0	0	0
T.Rapp	9	6	3	0-0	0-0	0	0	0
T.Hill	6	4	2	0-0	0-0	1	0	0
L.Floyd	5	2	3	0-0	0-0	0	0	0
J.Ramsey	4	3	1	0-0	0-0	0	0	0
G.Gaines	3	3	0	0-0	0-0	0	0	0
S.Joseph	3	2	1	0-0	0-0	0	0	0
M.Fox	3	2	1	0-0	0-0	0	0	0
K.Young	3	1	2	0-0	0-0	0	0	0
J.Hollins	2	2	0	0-0	0-0	0	0	0

PLAYER	T	S	A	S-YDS	I-YDS	PD	FF	FR
A.Donald	2	1	1	0-0	0-0	0	0	0
D.Williams	2	1	1	0-0	0-0	1	0	0
S.Ebukam	1	1	0	0-0	0-0	0	0	0
M.Brockers	1	0	1	0-0	0-0	0	0	0
N.Patrick	0	0	0	0-0	0-0	0	0	0
N.Webster	0	0	0	0-0	0-0	0	0	0
T.Reeder	0	0	0	0-0	0-0	0	0	0
Total	**70**	**40**	**30**	**0-0**	**0-0**	**2**	**0**	**0**

7 Los Angeles 24, Chicago Bears 10

October 26, 2020 - SoFi Stadium- Inglewood, Calif.

Weather: 71 degrees, cloudy - Attendance 0 - Time 3:07

The Los Angeles Rams beat the Chicago Bears, 24-10, in their Crucial Catch game on Monday Night Football at SoFi Stadium. The win continued the Rams undefeated record at SoFi Stadium and was the first game to ever be played at the stadium on a Monday. The Rams defense held the Bears to only 49 yards rushing, marking the second game under Defensive Coordinator Brandon Staley that Los Angeles held its opponent to under 50 rushing yards. ILB Micah Kiser led the defense in tackles for the third time this season, recording a total of eight tackles (three solo, five assists). The defensive unit tallied 4.0 sacks on Bears QB Nick Foles gaining 31 defensive yards. OLB Leonard Floyd found Foles on two occasions amassing -19 yards against his old team, while LB Justin Hollins added another hit pushing the Bears back another eight yards. The remaining sack was shared between DL Aaron Donald and DL Greg Gaines for a two-yard gain. On offense, QB Jared Goff completed 23-of-33 attempts, recording 219 passing yards and finishing the night with a 108.0 passer rating. Once again, Goff used a combination of receivers throughout the night, finding WR Josh Reynolds for the first touchdown of the game. The Bears answered back early in the second quarter with a field goal by former Rams K Cairo Santos. But the Rams mimicked the Bears efforts and also added a field goal from K Samuel Sloman extending the Rams lead, 10-3. The Rams continued their offensive momentum and with 8:06 on the clock in the third quarter, Goff handed off the ball to RB Malcolm Brown who rushed one yard up the middle for the Rams second touchdown on the night. The Rams led 17-3. Rams defense put pressure on the Bears and CB Troy Hill deflected a pass in the endzone intended for Chicago's WR Darnell Mooney which was caught by S Taylor Rapp for his first interception for the season. On the next drive, Rams offense moved the ball 80 yards down the field on eight plays. On the final play of the drive, Goff found TE Gerald Everett who broke a tackle and went 12 yards for the score bringing the Rams up, 24-3. Sloman converted the extra point, sealing a 100% extra point completion on the night. In the fourth quarter, the Bears capitalized on a Rams fumble and scored their first six-pointer of the game through S Eddie Jackson. Santos' extra point was good, but the Rams still held the lead, 24-10. Rams defense continue to put pressure on the Bears and with 5:08 left of the game, CB Jalen Ramsey picked off his first interception for the season catching a pass intended for Bears TE Jimmy Graham. Los Angeles P Johnny Hekker kicked a 63-yard punt late in the fourth quarter to pin the Bears deep in their own territory and the Rams sealed their 24-10 win. Hekker kicked five punts that all landed inside the 10-yard line and totaled 221 yards. His performance from the night earned him the game ball following the win. The night was full of firsts and records for the Rams side with OLB Terrell Lewis posting his first career tackle on a key fourth down stop, while TE Johnny Mundt caught his longest reception at 34 yards. Mundt set further single-game career highs, recording three receptions and 47 receiving yards, while Rams 2020 draft pick Brycen Hopkins made his NFL debut.

Starting Lineups

Chicago Bears

WR	12	A. Robinson	DT	96	A. Hicks
TE	80	J. Graham	NT	98	B. Nichols
RT	70	B. Massie	DE	95	R. Robertson-Harris
RG	74	G. Ifedi	OLB	52	K. Mack
C	65	C. Whitehair	ILB	58	R. Smith
LG	69	R. Coward	ILB	59	D. Trevathan
LT	72	C. Leno	OLB	94	R. Quinn
TE	86	D. Harris	CB	23	K. Fuller
TE	85	C. Kmet	S	38	Ta. Gipson
QB	9	N. Foles	S	39	E. Jackson
RB	32	D. Montgomery	CB	33	J. Johnson

Los Angeles Rams

WR	10	C. Kupp	DE	90	M. Brockers
TE	81	G. Everett	NT	69	S. Joseph-Day
LT	77	A. Whitworth	DT	99	A. Donald
LG	73	D. Edwards	OLB	50	S. Ebukam
C	66	A. Blythe	OLB	54	L. Floyd
RG	63	A. Corbett	ILB	59	M. Kiser
RT	79	R. Havenstein	CB	31	D. Williams
TE	82	J. Mundt	LCB	22	T. Hill
WR	17	R. Woods	RCB	20	J. Ramsey
QB	16	J. Goff	SS	24	T. Rapp
RB	27	D. Henderson	FS	43	J. Johnson

LOS ANGELES SUBSTITUTIONS: K 1 S.Sloman, P 6 J.Hekker, WR 11 J.Reynolds, WR 12 V.Jefferson, WR 14 N.Webster, RB 23 C.Akers, CB 25 D.Long, S 26 T.Burgess, RB 30 R.Calais, S 33 N.Scott, RB 34 M.Brown, ILB 41 K.Young, LS 44 J.McQuaide, S 46 J.Hughes, ILB 51 T.Reeder, OLB 52 T.Lewis, OLB 57 N.Patrick, LB 58 J.Hollins, OL 65 C.Shelton, OL 72 T.Anchrum, TE 88 B.Hopkins, DL 91 G.Gaines, OLB 95 J.Polite, DL 97 M.Fox
LOS ANGELES INACTIVES: K 2 K.Forbath, RB 35 X.Jones, OL 55 B.Allen, WR 83 T.Jackson, TE 89 T.Higbee
LOS ANGELES DID NOT PLAY: QB 9 J.Wolford, OL 71 B.Evans

Scoring Summaries

		1	2	3	4	OT	TOTAL	FIELD GOALS
VISITOR	Chicago Bears	0	3	0	7	-	10	(42)
HOME	Los Angeles Rams	7	3	14	0	-	24	(22)

TEAM	Qtr	Clock Time	Play (Extra Point) (Drive Info)	Visitor	Home
Rams	1	3:57	J.Reynolds 4 yd. pass from J.Goff (S.Sloman kick) (7-52, 2:38)	0	7
Bears	2	14:13	C.Santos 42 yd. Field Goal (8-58, 4:44)	3	7
Rams	2	4:55	S.Sloman 22 yd. Field Goal (6-58, 3:10)	3	10
Rams	3	8:06	M.Brown 1 yd. run (S.Sloman kick) (7-55, 2:21)	3	17
Rams	3	1:34	G.Everett 12 yd. pass from J.Goff (S.Sloman kick) (8-80, 3:33)	3	24
Bears	4	7:30	E.Jackson 8 yd. fumble return (C.Santos kick)	10	24

Final Team Statistics

	BEARS	RAMS
TOTAL FIRST DOWNS	**14**	**24**
By Rushing	4	9
By Passing	9	12
By Penalty	1	3
THIRD DOWN EFFICIENCY	**4-14-29%**	**4-13-31%**
FOURTH DOWN EFFICIENCY	**1-4-25%**	**0-0-0%**
TOTAL NET YARDS	**279**	**371**
Total Offensive Plays (inc. times thrown passing)	61	68
Average gain per offensive play	4.6	5.5
NET YARDS RUSHING	**49**	**161**
Total Rushing Plays	17	34
Average gain per rushing play	2.9	4.7
Tackles for a loss-number and yards	1-2	7-17
NET YARDS PASSING	**230**	**210**
Times thrown - yards lost attempting to pass	4-31	1-9
Gross yards passing	261	219
PASS ATTEMPTS-COMP-HAD INT 40-28-2	**33-23-0**	
Avg gain per pass play (inc.# thrown passing)	5.2	6.2
KICKOFFS Number-In End Zone-TBs	**3-2-1**	**5-4-1**
PUNTS Number and Average	**5-47.6**	**5-44.2**
Had Blocked	0	0

	BEARS	RAMS
FGs - PATs Had Blocked	**0-0**	**1-0**
Net Punting Average	44.8	44.2
TOTAL RETURN YARDAGE (W/O KOR)	**0**	**16**
No. and Yards Punt Returns	0-0	2-14
No. and Yards Kickoff Returns	4-94	2-41
No. and Yards Interception Returns	0-0	2-2
PENALTIES Number and Yards	**6-46**	**4-46**
FUMBLES Number and Lost	**0-0**	**2-1**
TOUCHDOWNS	**1**	**3**
Rushing	0	1
Passing	0	2
EXTRA POINTS Made-Attempts	**1-1**	**3-3**
Kicking Made-Attempts	1-1	3-3
FIELD GOALS Made-Attempts	**1-1**	**1-2**
RED ZONE EFFICIENCY	**0-2-0%**	**3-4-75%**
GOAL TO GO EFFICIENCY	**0-1-0%**	**2-2-100%**
SAFETIES	**0**	**0**
FINAL SCORE	**10**	**24**
TIME OF POSSESSION	**27:25**	**32:35**

Final Individual Statistics

CHICAGO BEARS

RUSHING	ATT	YDS	AVG	LG	TD
D. Montgomery	14	48	3.4	11	0
C. Patterson	3	1	0.3	2	0
Total	**17**	**49**	**2.9**	**11**	**0**

PASSING	ATT	CMP	YDS	SK/YD	TD	LG	IN	RT.
N.Foles	40	28	261	4/31	0	42	2	66.8
Total	**40**	**28**	**261**	**4/31**	**0**	**42**	**2**	**66.8**

RECEIVING	NO	YDS	AVG	LG	TD
J. Graham	5	31	6.2	14	0
D. Montgomery	5	21	4.2	7	0
A. Robinson	4	70	17.5	42	0
D. Mooney	3	40	13.3	19	0
A. Miller	3	20	6.7	8	0
C. Patterson	3	11	3.7	7	0
C. Kmet	2	45	22.5	38	0
D. Harris	2	15	7.5	9	0
J. Wims	1	8	8.0	8	0
Total	**28**	**261**	**9.3**	**42**	**0**

INTERCEPTIONS	NO	YDS	AVG	LG	TD
Total	**0**	**0**	**0**	**0**	**0**

PUNTING	NO	YDS	AVG	NET	TB/I20	LG
P. O'Donnell	5	238	47.6	44.8	0/2	55
Total	**5**	**238**	**47.6**	**44.8**	**0/2**	**55**

PUNT RETURNS	NO	YDS	AVG	FC	LG	TD
[DOWNED]	4	0	0.0	0	0	0
[OUT OF BOUNDS]	1	0	0.0	0	0	0
Total	**0**	**0**	**0.0**	**0**	**0**	**0**

KICKOFF RETURNS	NO	YDS	AVG	FC	LG	TD
C. Patterson	4	94	23.5	0	28	0
[TOUCHBACK]	1	0	0.0	0	0	0
Total	**4**	**94**	**23.5**	**0**	**28**	**0**

LOS ANGELES RAMS

RUSHING	ATT	YDS	AVG	LG	TD
D. Henderson	15	64	4.3	11	0
M. Brown	10	57	5.7	13	1
R. Woods	4	23	5.8	25	0
C. Kupp	1	16	16	16	0
J. Goff	4	1	0.3	6	0
Total	**34**	**161**	**4.7**	**25**	**1**

PASSING	ATT	CMP	YDS	SK/YD	TD	LG	IN	RT.
J. Goff	33	23	219	1/9	2	34	0	108.0
Total	**33**	**23**	**219**	**1/9**	**2**	**34**	**0**	**108.0**

RECEIVING	NO	YDS	AVG	LG	TD
C. Kupp	6	43	7.2	13	0
J. Reynolds	4	52	13.0	21	1
G. Everett	4	28	7.0	16	1
J. Mundt	3	47	15.7	34	0
R. Woods	3	22	7.3	13	0
D. Henderson	2	13	6.5	11	0
V. Jefferson	1	14	14.0	14	0
M. Brown	0	0	0.0	0	0
Total	**23**	**219**	**9.5**	**34**	**2**

INTERCEPTIONS	NO	YDS	AVG	LG	TD
J. Ramsey	1	2	2.0	2	0
T. Rapp	1	0	0.0	0	0
Total	**2**	**2**	**1.0**	**2**	**0**

PUNTING	NO	YDS	AVG	NET	TB/I20	LG
J. Hekker	5	221	44.2	44.2	0/5	63
Total	**5**	**221**	**44.2**	**44.2**	**0/5**	**63**

PUNT RETURNS	NO	YDS	AVG	FC	LG	TD
N. Webster	2	14	7.0	1	15	0
C. Kupp	0	0	0.0	1	0	0
[DOWNED]	1	0	0.0	0	0	0
Total	**2**	**14**	**7.0**	**2**	**15**	**0**

KICKOFF RETURNS	NO	YDS	AVG	FC	LG	TD
R. Calais	2	41	20.5	0	23	0
[TOUCHBACK]	1	0	0.0	0	0	0
Total	**2**	**41**	**20.5**	**0**	**23**	**0**

Defensive Statistics (based on gamebook)

PLAYER	T	S	A	S-YDS	I-YDS	PD	FF	FR
M.Kiser	8	3	5	0-0	0-0	0	0	0
T.Hill	7	4	3	0-0	0-0	1	0	0
M.Brockers	7	3	4	0-0	0-0	0	0	0
T.Rapp	7	2	5	0-0	1-0	1	0	0
L.Floyd	6	4	2	2-19	0-0	0	0	0
J.Johnson	5	3	2	0-0	0-0	1	0	0
J.Hollins	5	2	3	1-8	0-0	0	0	0
J.Ramsey	4	4	0	0-0	1-2	1	0	0
K.Young	3	3	0	0-0	0-0	0	0	0
T.Burgess	3	2	1	0-0	0-0	0	0	0
A.Donald	3	1	2	0.5-2	0-0	0	0	0
G.Gaines	2	0	2	0.5-2	0-0	0	0	0
T.Lewis	1	1	0	0-0	0-0	0	0	0
D.Williams	1	1	0	0-0	0-0	1	0	0
N.Scott	1	1	0	0-0	0-0	0	0	0
T.Reeder	0	0	0	0-0	0-0	0	0	0
A.Corbett	0	0	0	0-0	0-0	0	0	0
Total	**63**	**34**	**29**	**4-31**	**2-2**	**5**	**0**	**0**

8 Miami 28, Los Angeles 17

November 1, 2020 - Hard Rock Stadium - Miami Gardens, Fla.

Weather: 86 degrees, cloudy - Attendance 12,397 - Time 3:22

With securing three wins in each of their road trips east, the Los Angeles Rams fell short on their fourth endeavor in 2020 with a 28-17 defeat to the Miami Dolphins. Playing in Miami for only the eighth time in franchise history, the Rams faced a 2020 first-round QB Tua Tagovailoa in his first career start. Following the first coin-toss loss on the season, the Rams opened the game converting a quick first down, before P Johnny Hekker would sail a 62-yard punt to close the Rams opening drive. On the Dolphins' enusing drive, Tagovailoa was stripped-sacked on his first career passing attempt by DL Aaron Donald to account for Donald's 81st career sack. With LB Leonard Floyd recovering the fumble, the Rams would score on a quck 1:25 drive on a WR Robert Woods four-yard rush, the fourth time Woods has reached the endzone as a rusher. The remainder of the first quarter would find the Rams and Dolphins exchanging punts on consecutive three-and-out drives, before Rams QB Jared Goff threw his first interception with 3:02 remaining. Miami would convert a touchdown to end the first quarter, tied 7-7. Los Angeles opened the second quarter with an eight-play drive, including a 22-yard strike to WR Cooper Kupp before stalling out with a second Hekker punt to pin Miami deep in their own territory. On Miami's first play of the next series, Rams S Taylor Rapp forced his first career fumble on a Miami RB Myles Gaskin run up the middle, followed by a recovery by CB Troy Hill inside the Miami 10-yard line. Set in immediate scoring position, Goff dropped back and fumbled after being sacked by Dolphins DE Emmanuel Ogbah, finding Miami LB Andrew Van Ginkel with the loose ball to return for a 78-yard touchdown. Following an enusing Rams three-and-out, Hekker would sail a 60-yard punt to Miami PR Jakeem Grant who would return it 88-yards for a third Miami score to lift Miami to a 21-0 lead. With 4:44 left in the half, the Rams forced a three-and-out, but quickly turned the ball over on second Goff sack fumble recovered by LB Kyle Van Noy and resulting in another quick Miami rushing score (M. Gaskins) in the next possession. The Rams would close the half on a 23-yard field goal off the foot of K Kai Forbath, trailing 28-10. The third quarter would find the Rams and Dolphins exchanging stalled three-and-out drives, with the Rams converting their only first down of the quarter before failing to convert on a 4th-and-10 in the waning minutes of the quarter. On Miami's sixth punt by P Matt Haack to open the fourth quarter, the Rams mustered a 10-play 89-yard drive to lift Kupp over 100-yards receiving and capped by a Woods 11-yard receiving touchdown, his second of the day, Miami's ensuing drive stalled with 6:39 remaining, forcing to punt for the seventh time. Goff would find four different receivers on the following 11-play drive, only to see a second Forbath field goal attempt (48-yards) sail wide left. Being forced to burn all three timeouts after the change of possession, the Rams would force a Miami punt for the ninth time on the day with Los Angeles closing out the game on a no-huddle five-play effort as time expired.

Starting Lineups

Los Angeles Rams

WR	10	C. Kupp	DE	90	M. Brockers
LT	77	A. Whitworth	NT	69	S. Joseph-Day
LG	73	D. Edwards	DT	99	A. Donald
C	66	A. Blythe	OLB	50	S. Ebukam
RG	63	A. Corbett	OLB	54	L. Floyd
RT	79	R. Havenstein	ILB	59	M. Kiser
TE	89	T. Higbee	ILB	31	D. Williams
WR	11	J. Reynolds	LCB	22	T. Hill
WR	17	R. Woods	RCB	25	D. Long
QB	16	J. Goff	SS	24	T. Rapp
RB	27	D. Henderson	FS	43	J. Johnson

Miami Dolphins

WR	18	P. Williams	DE	92	Z. Sieler
LT	77	J. Davis	NT	98	R. Davis
LG	75	E. Flowers	DE	91	E. Ogbah
C	67	T. Karras	LB	43	A. Van Ginkel
RG	66	S. Kindley	DB	40	N. Needham
RT	68	R. Hunt	LB	55	J. Baker
TE	81	D. Smythe	LB	53	K. Van Noy
QB	1	T. Tagovailoa	CB	24	By. Jones
RB	37	M. Gaskin	CB	25	X. Howard
WR	19	J. Grant	S	21	E. Rowe
WR	10	M. Perry	S	28	B. McCain

LOS ANGELES SUBSTITUTIONS: K 2 K.Forbath, P 6 J.Hekker, WR 12 V.Jefferson, WR 14 N.Webster, RB 23 C.Akers, S 33 N.Scott, RB 34 M.Brown, RB 35 X.Jones, ILB 41 K.Young, LS 44 J.McQuaide, S 46 J.Hughes, LB 47 D.Moncrief, ILB 51 T.Reeder, OLB 52 T.Lewis, OLB 57 N.Patrick, LB 58 J.Hollins, OL 65 C.Shelton, OL 72 T.Anchrum, TE 81 G.Everett, TE 82 J.Mundt, DL 91 G.Gaines, OLB 95 J.Polite, DL 97 M.Fox
LOS ANGELES INACTIVES: RB 30 R.Calais, OL 55 B.Allen, WR 83 T.Jackson, TE 88 B.Hopkins, DT 94 A.Robinson
LOS ANGELES DID NOT PLAY: QB 9 J.Wolford, CB 20 J.Ramsey, OL 71 B.Evans

Scoring Summaries

		1	2	3	4	OT	TOTAL	FIELD GOALS
VISITOR	Los Angeles Rams	7	3	0	7	-	17	(23)
HOME	Miami Dolphins	7	21	0	0	-	28	

TEAM	Qtr	Clock Time	Play (Extra Point) (Drive Info)	Visitor	Home
Rams	1	11:13	R.Woods 4 yd. run (K.Forbath kick) (3-15, 1:25)	7	0
Dolphins	1	0:00	D.Parker 3 yd. pass from T.Tagovailoa (J.Sanders kick) (6-33, 2:55)	7	7
Dolphins	2	10:01	A.Van Ginkel 78 yd. fumble return (J.Sanders kick)	7	14
Dolphins	2	8:44	J.Grant 88 yd. punt return (J.Sanders kick)	7	21
Dolphins	2	2:47	M.Gaskin 1 yd. run (J.Sanders kick) (1-1, 0:04)	7	28
Rams	2	0:11	K.Forbath 23 yd. Field Goal (13-70, 2:36)	10	28
Rams	4	9:58	R.Woods 11 yd. pass from J.Goff (K.Forbath kick) (10-89, 4:09)	17	28

Final Team Statistics

	RAMS	DOLPHINS
TOTAL FIRST DOWNS	**31**	**8**
By Rushing	11	3
By Passing	19	5
By Penalty	1	0
THIRD DOWN EFFICIENCY	**7-17-41%**	**3-12-25%**
FOURTH DOWN EFFICIENCY	**0-1-0%**	**0-0-0%**
TOTAL NET YARDS	**471**	**145**
Total Offensive Plays (inc. times thrown passing)	92	48
Average gain per offensive play	5.1	3.0
NET YARDS RUSHING	**131**	**55**
Total Rushing Plays	29	25
Average gain per rushing play	4.5	2.2
Tackles for a loss-number and yards	2-5	1-5
NET YARDS PASSING	**340**	**90**
Times thrown - yards lost attempting to pass	2-15	1-3
Gross yards passing	355	93
PASS ATTEMPTS-COMP-HAD INT	**61-35-2**	**22-12-0**
Avg gain per pass play (inc.# thrown passing)	5.4	3.9
KICKOFFS Number-In End Zone-TBs	**4-3-3**	**5-3-2**
PUNTS Number and Average	**6-47.3**	**9-42.8**
Had Blocked	0	0

	RAMS	DOLPHINS
FGs - PATs Had Blocked	**0-0**	**0-0**
Net Punting Average	**29.3**	**42.0**
TOTAL RETURN YARDAGE (W/O KOS)	**7**	**100**
No. and Yards Punt Returns	3-7	1-88
No. and Yards Kickoff Returns	2-29	1-45
No. and Yards Interception Returns	0-0	2-12
PENALTIES Number and Yards	**5-45**	**3-30**
FUMBLES Number and Lost	**3-2**	**2-2**
TOUCHDOWNS	**2**	**4**
Rushing	1	1
Passing	1	1
Fumbles	0	1
Punt Returns	0	1
EXTRA POINTS Made-Attempts	**2-2**	**4-4**
Kicking Made-Attempts	2-2	4-4
FIELD GOALS Made-Attempts	**1-2**	**0-0**
RED ZONE EFFICIENCY	**2-4-50%**	**2-2-100%**
GOAL TO GO EFFICIENCY	**1-2-50%**	**2-2-100%**
SAFETIES	**0**	**0**
FINAL SCORE	**17**	**28**
TIME OF POSSESSION	**36:29**	**23:31**

Final Individual Statistics

LOS ANGELES RAMS

RUSHING	ATT	YDS	AVG	LG	TD
D. Henderson	8	47	5.9	18	0
M. Brown	10	40	4.0	11	0
C. Akers	9	35	3.9	10	0
R. Woods	2	9	4.5	5	1
Total	**29**	**131**	**4.5**	**18**	**1**

PASSING	ATT	CMP	YDS	SK/YD	TD	LG	IN	RT.
J. Goff	61	35	355	2/15	1	26	2	65.9
Total	**61**	**35**	**355**	**2/15**	**1**	**26**	**2**	**65.9**

RECEIVING	NO	YDS	AVG	LG	TD
C. Kupp	11	110	10.0	22	0
R. Woods	7	85	12.1	26	1
G. Everett	5	32	6.4	11	0
J. Reynolds	4	44	11.0	15	0
V. Jefferson	2	23	11.5	15	0
M. Brown	2	17	8.5	14	0
T. Higbee	2	14	7.0	13	0
C. Akers	1	19	19.0	19	0
D. Henderson	1	11	11.0	11	0
Total	**35**	**355**	**10.1**	**26**	**1**

INTERCEPTIONS	NO	YDS	AVG	LG	TD
Total	**0**	**0**	**0.0**	**0**	**0**

PUNTING	NO	YDS	AVG	NET	TB/I20	LG
J. Hekker	6	284	47.3	29.3	1/2	62
Total	**6**	**284**	**47.3**	**29.3**	**1/2**	**62**

PUNT RETURNS	NO	YDS	AVG	FC	LG	TD
N. Webster	3	7	2.3	3	5	0
[DOWNED]	3	0	0.0	0	0	0
Total	**3**	**7**	**2.3**	**3**	**5**	**0**

KICKOFF RETURNS	NO	YDS	AVG	FC	LG	TD
N. Webster	1	25	25.0	0	25	0
X. Jones	1	4	4.0	0	4	0
[OUT OF BOUNDS]	1	0	0.0	0	0	0
[TOUCHBACK]	2	0	0.0	0	0	0
Total	**2**	**29**	**14.5**	**0**	**25**	**0**

MIAMI DOLPHINS

RUSHING	ATT	YDS	AVG	LG	TD
M. Gaskin	18	47	2.6	6	1
M. Breida	4	13	3.3	6	0
T. Tagovailoa	2	0	0	2	0
M. Perry	1	-5	-5	-5	0
Total	**25**	**55**	**2.2**	**6**	**1**

PASSING	ATT	CMP	YDS	SK/YD	TD	LG	IN	RT.
T. Tagovailoa	22	12	93	1/3	1	15	0	80.3
Total	**22**	**12**	**93**	**1/3**	**1**	**15**	**0**	**80.3**

RECEIVING	NO	YDS	AVG	LG	TD
M. Gaskin	3	16	5.3	9	0
D. Smythe	2	16	8	8	0
P. Williams	2	15	7.5	8	0
J. Grant	1	15	15	15	0
M. Perry	1	10	10	10	0
I. Ford	1	10	10	10	0
M. Gesicki	1	8	8	8	0
D. Parker	1	3	3	3	1
A. Shaheen	0	0	0	0	0
Total	**12**	**93**	**7.8**	**15**	**1**

INTERCEPTIONS	NO	YDS	AVG	LG	TD
C. Wilkins	1	8	8.0	8	0
E. Rowe	1	4	4.0	4	0
Total	**0**	**0**	**0.0**	**0**	**0**

PUNTING	NO	YDS	AVG	NET	TB/I20	LG
M. Haack	9	385	42.8	42.0	0/5	63
Total	**9**	**385**	**42.8**	**42.0**	**0/5**	**63**

PUNT RETURNS	NO	YDS	AVG	FC	LG	TD
J. Grant	1	88	88.0	2	88	1
[DOWNED]	1	0	0.0	0	0	0
[OUT OF BOUNDS]	1	0	0.0	0	0	0
[TOUCHBACK]	1	0	0.0	0	0	0
Total	**2**	**20**	**10.0**	**2**	**12**	**0**

KICKOFF RETURNS	NO	YDS	AVG	FC	LG	TD
J. Grant	1	45	45.0	0	45	0
[TOUCHBACK]	3	0	0.0	0	0	0
Total	**1**	**45**	**45.0**	**0**	**45**	**0**

Defensive Statistics (based on gamebook)

PLAYER	T	S	A	S-YDS	I-YDS	PD	FF	FR
M.Kiser	6	1	5	0-0	0-0	0	0	0
S.Joseph-Day	5	3	2	0-0	0-0	0	0	0
A.Donald	4	3	1	1-3	0-0	0	1	0
T.Rapp	4	3	1	0-0	0-0	1	1	0
K.Young	4	3	1	0-0	0-0	1	0	0
T.Hill	4	3	1	0-0	0-0	0	0	1
D.Long	3	3	0	0-0	0-0	0	0	0
J.Hollins	3	1	2	0-0	0-0	0	0	0
S.Ebukam	3	1	2	0-0	0-0	0	0	0
D.Williams	2	2	0	0-0	0-0	1	0	0
G.Gaines	2	1	1	0-0	0-0	0	0	0

PLAYER	T	S	A	S-YDS	I-YDS	PD	FF	FR
J.Johnson	2	0	2	0-0	0-0	0	0	0
N.Scott	1	1	0	0-0	0-0	0	0	0
M.Brockers	1	0	1	0-0	0-0	0	0	0
M.Fox	1	0	1	0-0	0-0	0	0	0
L.Floyd	0	0	0	0-0	0-0	0	0	1
K.Forbath	0	0	0	0-0	0-0	0	0	0
N.Webster	0	0	0	0-0	0-0	0	0	0
C.Kupp	0	0	0	0-0	0-0	0	0	0
G.Everett	0	0	0	0-0	0-0	0	0	0
M.Brown	0	0	0	0-0	0-0	0	0	0
Total	**45**	**25**	**20**	**1-3**	**0-0**	**3**	**2**	**2**

9 Los Angeles 23, Seattle Seahawks 16

November 15, 2020 - SoFi Stadium- Inglewood, Calif.

Weather: 78 degrees, sunny - Attendance 0 - Time 3:04

The Los Angeles Rams continued their winning streak at SoFi Stadium, defeating divisional rival and NFC West leader, the Seattle Seahawks in a 23-16 win. In the first half, the Rams generated a season high 275 yards of offense. The 275 yards post as the second-most yardage Seattle has given up this season in the first half. It also marked QB Jared Goff's 10th career game with 200 passing yards or more in the first half. Goff finished the game completing 27-of-37 passes for 302 yards and a 96.9 passer rating. The second half saw the Rams defense attack Seahawks QB Russell Wilson, with Rams OLB Leonard Floyd recording 3.0 sacks on Wilson and OLB Terrell Lewis recording 2.0 sacks. The Rams held the Seahawks top-ranked offense to only three points in the second half, positioning their season average 3.2 points per game after making halftime adjustments as a league best. The Rams were the first on the scoreboard scoring a 23-yard field goal by K Kai Forbath following their first offensive drive. The kick was Forbath's first at SoFi Stadium. The Seahawks answered back with a 13-yard rushing touchdown by RB Alex Collins and the visiting team took over the lead 7-3. Shortly thereafter, the Rams took back their lead with a one-yard rushing touchdown to RB Darrell Henderson Jr. Henderson recorded seven rushes on the game for 28 yards and one reception for five yards. Forbath's extra point was good, and the Rams led, 10-7. The next drive saw the Seahawks travel one yard before CB Darious Williams intercepted a QB Russell Wilson touchdown throw intended for WR David Moore. The play was nullified by a penalty. In the second quarter, the Rams offense capitalized on their opportunities against a strong Seahawks defense and on a 6:57 drive, RB Malcolm Brown ran into the endzone for a seven-yard touchdown. The Rams led, 17-7. On the enusing drive, Seahawks K Jason Myers added three points to the board through a 37-yard field goal. The next drive saw the Rams fumble the ball on the second touch, but the next two plays by Seattle would be squandered by a second interception from Williams. Terrell Lewis would end the first half with his first professional sack, before Seattle would connect on a season-high 61-yard field goal. Despite the additional points, the Rams ran into the locker room with a 17-13 lead. Coming back out for the third quarter, the Seahawks held onto the ball for 2:53 before the Rams entered their first drive for the second half. Goff passed off to Brown who again found the endzone for a one-yard rushing touchdown and his second score of the day. Forbath's extra point was no good, but the Rams did not hold back and Floyd sacked Wilson for -7 yards. The next play saw an incomplete pass for Seattle before Floyd found Wilson a second time and gaining another five yards. The fourth quarter saw another big play by Floyd who forced a fumble before his teammate Lewis recorded his second sack on Wilson. The Seahawks drive continued before Williams intercepted another Wilson throw and recording 19 defensive yards. The interception marked Williams first multi-interception game of his career. Seattle's Myers kicked his third successful field goal, but it wasn't enough to catch the Rams 23-16 lead and the Rams would continue their undefeated streak at their new home stadium.

Starting Lineups

Seattle Seahawks

WR	14	D. Metcalf	DE	91	L. Collier
LT	76	D. Brown	DT	90	J. Reed
LG	70	M. Iupati	NT	97	P. Ford
C	61	K. Fuller	LEO	43	C. Dunlap
RG	68	D. Lewis	MLB	54	B. Wagner
RT	72	B. Shell	OLB	50	K. Wright
TE	88	G. Olsen	LCB	29	D. Reed
WR	16	T. Lockett	RCB	21	T. Flowers
WR	83	D. Moore	S	28	U. Amadi
QB	3	R. Wilson	SS	33	J. Adams
RB	41	A. Collins	FS	37	Q. Diggs

Los Angeles Rams

WR	10	C. Kupp	DE	90	M. Brockers
TE	89	T. Higbee	NT	69	S. Joseph-Day
LT	77	A. Whitworth	DT	99	A. Donald
LG	73	D. Edwards	DL	97	M. Fox
C	66	A. Blythe	OLB	54	L. Floyd
RG	63	A. Corbett	ILB	59	M. Kiser
RT	79	R. Havenstein	LCB	22	T. Hill
WR	11	J. Reynolds	RCB	20	J. Ramsey
WR	17	R. Woods	S	24	T. Rapp
QB	16	J. Goff	SS	32	J. Fuller
RB	27	D. Henderson	FS	43	J. Johnson

LOS ANGELES SUBSTITUTIONS: K 2 K.Forbath, P 6 J.Hekker, WR 12 V.Jefferson, WR 14 N.Webster, RB 23 C.Akers, CB 25 D.Long, CB 31 D.Williams, S 33 N.Scott, RB 34 M.Brown, RB 35 X.Jones, ILB 41 K.Young, LS 44 J.McQuaide, S 46 J.Hughes, OLB 50 S.Ebukam, ILB 51 T.Reeder, OLB 52 T.Lewis, LB 58 J.Hollins, OL 65 C.Shelton, OL 70 J.Noteboom, OL 71 B.Evans, TE 81 G.Everett, TE 82 J.Mundt, DL 91 G.Gaines, DL 94 A.Robinson, OLB 95 J.Polite
LOS ANGELES INACTIVES: RB 30 R.Calais, OL 55 B.Allen, OL 72 T.Anchrum, WR 83 T.Jackson, TE 88 B.Hopkins
LOS ANGELES DID NOT PLAY: QB 9 J.Wolford

Scoring Summaries

		1	2	3	4	OT	TOTAL	FIELD GOALS
VISITOR	Seattle Seahawks	7	6	0	3	-	16	(37) (61) (39)
HOME	Los Angeles Rams	10	7	6	0	-	23	(23)

TEAM	Qtr	Clock Time	Play (Extra Point) (Drive Info)	Visitor	Home
Rams	1	9:37	K.Forbath 23 yd. Field Goal (10-70, 5:23)	0	3
Seahawks	1	6:00	A.Collins 13 yd. run (J.Myers kick) (7-78, 3:37)	7	3
Rams	1	2:24	D.Henderson 1 yd. run (K.Forbath kick) (7-77, 3:36)	7	10
Rams	2	6:19	M.Brown 7 yd. run (K.Forbath kick) (13-93, 6:57)	7	17
Seahawks	2	3:45	J.Myers 37 yd. Field Goal (6-49, 2:34)	10	17
Seahawks	2	0:00	J.Myers 61 yd. Field Goal (10-48, 1:11)	13	17
Rams	3	6:22	M.Brown 1 yd. run (kick failed, wl) (14-88, 6:45)	13	23
Seahawks	4	0:25	J.Myers 39 yd. Field Goal (13-74, 3:04)	16	23

Final Team Statistics

	SEAHAWKS	RAMS
TOTAL FIRST DOWNS	**20**	**24**
By Rushing	6	8
By Passing	13	15
By Penalty	1	1
THIRD DOWN EFFICIENCY	**7-14-50%**	**9-15-60%**
FOURTH DOWN EFFICIENCY	**0-0-0%**	**1-1-100%**
TOTAL NET YARDS	**333**	**389**
Total Offensive Plays (inc. times thrown passing)	65	69
Average gain per offensive play	5.1	5.6
NET YARDS RUSHING	**113**	**106**
Total Rushing Plays	22	29
Average gain per rushing play	5.1	3.7
Tackles for a loss-number and yards	1-1	4-7
NET YARDS PASSING	**220**	**283**
Times thrown - yards lost attempting to pass	6-28	3-19
Gross yards passing	248	302
PASS ATTEMPTS-COMP-HAD INT	**37-22-2**	**37-27-0**
Avg gain per pass play (inc.# thrown passing)	5.1	7.1
KICKOFFS Number-In End Zone-Touchbacks	**4-1-1**	**5-5-1**
PUNTS Number and Average	**3-49.0**	**4-39.5**
Had Blocked	0	0

	SEAHAWKS	RAMS
FGs - PATs Had Blocked	**0-0**	**0-0**
Net Punting Average	44.0	39.5
TOTAL RETURN YARDAGE (W/O KOR)	**0**	**34**
No. and Yards Punt Returns	0-0	1-15
No. and Yards Kickoff Returns	4-136	2-37
No. and Yards Interception Returns	0-0	2-19
PENALTIES Number and Yards	**4-23**	**4-49**
FUMBLES Number and Lost	**1-1**	**1-1**
TOUCHDOWNS	**1**	**3**
Rushing	1	3
Passing	0	0
EXTRA POINTS Made-Attempts	**1-1**	**2-3**
Kicking Made-Attempts	1-1	2-3
FIELD GOALS Made-Attempts	**3-3**	**1-1**
RED ZONE EFFICIENCY	**1-3-33%**	**3-4-75%**
GOAL TO GO EFFICIENCY	**0-0-0%**	**2-2-100%**
SAFETIES	**0**	**0**
FINAL SCORE	**16**	**23**
TIME OF POSSESSION	**26:24**	**33:36**

Final Individual Statistics

SEATTLE SEAHAWKS

RUSHING	ATT	YDS	AVG	LG	TD
R. Wilson	8	60	7.5	15	0
A. Collins	11	43	3.9	13	1
D. Dallas	2	8	4.0	5	0
D. Moore	1	2	2.0	2	0
Total	**22**	**113**	**5.1**	**15**	**1**

PASSING	ATT	CMP	YDS	SK/YD	TD	LG	IN	RT.
R. Wilson	37	22	248	6/28	0	39	2	57.0
Total	**37**	**22**	**248**	**6/28**	**0**	**39**	**2**	**57.0**

RECEIVING	NO	YDS	AVG	LG	TD
T. Lockett	5	66	13.2	39	0
F. Swain	3	37	12.3	21	0
T. Homer	3	19	6.3	12	0
G. Olsen	2	33	16.5	22	0
D. Metcalf	2	28	14.0	19	0
D. Dallas	2	23	11.5	13	0
D. Moore	2	16	8.0	9	0
W. Dissly	1	16	16.0	16	0
J. Hollister	1	6	6.0	6	0
A. Collins	1	4	4.0	4	0
Total	**22**	**248**	**11.3**	**39**	**0**

INTERCEPTIONS	NO	YDS	AVG	LG	TD
Total	**0**	**0**	**0**	**0**	**0**

PUNTING	NO	YDS	AVG	NET	TB/I20	LG
M. Dickson	3	147	49.0	44.0	0/2	57
Total	**3**	**147**	**49.0**	**44.0**	**0/2**	**57**

PUNT RETURNS	NO	YDS	AVG	FC	LG	TD
D. Moore	0	0	0.0	3	0	0
[OUT OF BOUNDS]	1	0	0.0	0	0	0
Total	**0**	**0**	**0.0**	**3**	**0**	**0**

KICKOFF RETURNS	NO	YDS	AVG	FC	LG	TD
T. Homer	3	87	29.0	0	33	0
D. Reed	1	49	49.0	0	49	0
[TOUCHBACK]	1	0	0.0	0	0	0
Total	**4**	**136**	**34.0**	**0**	**49**	**0**

LOS ANGELES RAMS

RUSHING	ATT	YDS	AVG	LG	TD
C. Akers	10	38	3.8	17	0
M. Brown	6	33	5.5	13	2
D. Henderson	7	28	4.0	16	1
J. Goff	5	4	0.8	4	0
R. Woods	1	3	3.0	3	0
Total	**29**	**106**	**3.7**	**17**	**3**

PASSING	ATT	CMP	YDS	SK/YD	TD	LG	IN	RT.
J. Goff	37	27	302	3/19	0	39	0	96.9
Total	**37**	**27**	**302**	**3/19**	**0**	**39**	**0**	**96.9**

RECEIVING	NO	YDS	AVG	LG	TD
J. Reynolds	8	94	11.8	21	0
C. Kupp	5	50	10.0	31	0
R. Woods	5	33	6.6	8	0
T. Higbee	3	60	20.0	39	0
G. Everett	2	27	13.5	16	0
M. Brown	2	18	9.0	11	0
V. Jefferson	1	15	15.0	15	0
D. Henderson	1	5	5.0	5	0
Total	**27**	**302**	**11.2**	**39**	**0**

INTERCEPTIONS	NO	YDS	AVG	LG	TD
D. Williams	2	19	9.5	19	0
Total	**2**	**19**	**9.5**	**19**	**0**

PUNTING	NO	YDS	AVG	NET	TB/I20	LG
J. Hekker	4	158	39.5	39.5	0/3	50
Total	**4**	**158**	**39.5**	**39.5**	**0/3**	**50**

PUNT RETURNS	NO	YDS	AVG	FC	LG	TD
N. Webster	1	15	15.0	2	15	0
Total	**1**	**15**	**15.0**	**2**	**15**	**0**

KICKOFF RETURNS	NO	YDS	AVG	FC	LG	TD
N. Webster	2	37	18.5	0	20	0
[TOUCHBACK]	1	0	0.0	0	0	0
Total	**2**	**37**	**18.5**	**0**	**20**	**0**

Defensive Statistics (based on gamebook)

PLAYER	T	S	A	S-YDS	I-YDS	PD	FF	FR
M.Kiser	12	10	2	0-0	0-0	0	0	0
J.Johnson	8	8	0	0-0	0-0	0	0	0
L.Floyd	5	5	0	3-15	0-0	0	0	1
T.Hill	4	3	1	0-0	0-0	0	0	0
S.Joseph	3	3	0	0-0	0-0	1	0	0
J.Fuller	3	3	0	0-0	0-0	0	0	0
T.Lewis	2	2	0	2-3	0-0	0	0	0
M.Brockers	2	2	0	1-10	0-0	0	0	0
A.Robinson	2	2	0	0-0	0-0	0	0	0
N.Scott	2	2	0	0-0	0-0	0	0	0
J.Ramsey	2	2	0	0-0	0-0	0	0	0
S.Ebukam	2	1	1	0-0	0-0	0	0	0

PLAYER	T	S	A	S-YDS	I-YDS	PD	FF	FR
J.Hollins	1	1	0	0-0	0-0	0	0	0
D.Williams	1	1	0	0-0	2-19	3	0	0
T.Rapp	1	1	0	0-0	0-0	0	0	0
M.Fox	1	1	0	0-0	0-0	0	0	0
K.Young	1	1	0	0-0	0-0	0	0	0
A.Donald	0	0	0	0-0	0-0	0	0	0
T.Reeder	0	0	0	0-0	0-0	0	0	0
N.Webster	0	0	0	0-0	0-0	0	0	0
J.Hughes	0	0	0	0-0	0-0	0	0	0
J.Polite	0	0	0	0-0	0-0	0	0	0
D.Long	0	0	0	0-0	0-0	0	0	0
Total	**52**	**48**	**4**	**6-28**	**2-19**	**4**	**0**	**1**

10 Tampa Bay 24, Los Angeles 27

November 23, 2020 - Raymond James Stadium - Tampa, Fla.

Weather: 69 degrees, clear - Attendance 15,730 - Time 3:06

The Los Angeles Rams defeated the Tampa Bay Buccaneers, 27-24, in a prime-time Monday Night encounter at Raymond James Stadium in front of a crowd of 15,730. The game made history as it was officiated by the first-ever all-black officiating crew, led by referee Jerome Boger. The Rams win marked the fourth consecutive win in Tampa dating back to the 2012 season. QB Jared Goff completed 39-of-51 passes for 376 yards and three touchdowns. On defense, rookie and sixth round draft pick, S Jordan Fuller, made his first interception and backed it up with a second in a crucial end of the game moment. The Rams scored on their opening offensive drive with QR Robert Woods receiving a four-yard pass from Goff to walk into the end zone. Rams K Matt Gay made his franchise debut against his former team, sealing the extra point and bringing the Rams to an early 7-0 lead. The Buccaneers came out quickly in the second quarter, scoring a touchdown on their second play to WR Mike Evans. A successful kick by K Bradley Pinion leveled the scores, 7-7. The Rams next drive was a short one, before the Buccaneers capitalized on their offensive drive and scored their second touchdown on the night, this time to RB Leonard Fournette. The home team took the lead for the first time in the game, 7-14. But the lead would be short lived, with Goff finding rookie WR Van Jefferson for his first NFL touchdown. Gay converted another extra point and the cat-and-mouse-like game continued with scores tied at 14-14. With 00:19 left in the first half, the Rams offense scurried to the line to spike the ball in order to stop the clock. The play allowed Gay to successfully kick a 38-yard field goal and the Rams led 17-14 at the end of the first half. The second half saw Tampa Bay add their first field goal to the board, with a successful kick leveling the scores for the third time on the night. The next drive would see the Rams move the ball down the field but an attempted field goal missed the uprights and the ball was back with the home side. On the Buccaneers second play, Rams rookie S Jordan Fuller intercepted a pass from QB Tom Brady intended for C Godwin. In a game of firsts for Rams rookies, with RB Cam Akers securing his first professional touchdown, running for four yards off a pass from Goff. Another successful Gay kick and the Rams took back the lead, 24-17. The fourth quarter saw the Buccaneers catch up to the Rams once again, leveling the score 24-24, but with 2:40 left in the game, Gay kicked a 40-yard field goal bring the visiting team back into the lead, 27-24. Despite the lead, the ball was in the hands of Brady and the Rams defense had to hold them off for 2:36. On the second play following the two-minute warning, Rams Fuller intercepted Brady a second time, gaining possession and running for six yards. The play would turnover the ball to Rams offense who held onto it for the rest of the game. Marking their sixth trip east this season, the Rams would return to Los Angeles with their seventh win on the season. The victory would seal the Rams position at the top of the NFC West division.

Starting Lineups

Los Angeles Rams

WR	10	C. Kupp	DE	90	M. Brockers
TE	89	T. Higbee	NT	69	S. Joseph-Day
LT	70	J. Noteboom	DT	99	A. Donald
LG	73	D. Edwards	OLB	50	S. Ebukam
C	66	A. Blythe	OLB	54	L. Floyd
RG	63	A. Corbett	ILB	59	M. Kiser
RT	79	R. Havenstein	LCB	22	T. Hill
WR	11	J. Reynolds	RCB	20	J. Ramsey
WR	17	R. Woods	SS	32	J. Fuller
QB	16	J. Goff	FS	43	J. Johnson
RB	27	D. Henderson	CB	31	D. Williams

Tampa Bay Buccaneers

WR	13	M. Evans	DL	93	N. Suh
TE	87	R. Gronkowski	NT	56	R. Nunez-Roches
LT	76	D. Smith	DL	92	W. Gholston
LG	66	R. Jensen	OLB	90	J. Pierre-Paul
C	62	A. Shipley	ILB	45	D. White
RG	65	A. Cappa	ILB	54	L. David
RT	78	T. Wirfs	OLB	58	S. Barrett
WR	81	A. Brown	CB	24	C. Davis
WR	14	C. Godwin	CB	35	J. Dean
QB	12	T. Brady	S	31	A. Winfield
RB	27	R. Jones	S	33	J. Whitehead

LOS ANGELES SUBSTITUTIONS: K 1 M.Gay, P 6 J.Hekker, WR 12 V.Jefferson, WR 14 N.Webster, RB 23 C.Akers, CB 25 D.Long, S 33 N.Scott, RB 34 M.Brown, RB 35 X.Jones, DB 36 J.Reed, ILB 41 K.Young, LS 44 J.McQuaide, S 46 J.Hughes, ILB 51 T.Reeder, OLB 52 T.Lewis, LB 58 J.Hollins, OL 65 C.Shelton, OL 72 T.Anchrum, TE 81 G.Everett, TE 82 J.Mundt, DL 91 G.Gaines, DL 94 A.Robinson, OLB 95 J.Polite, DL 97 M.Fox
LOS ANGELES INACTIVES: RB 30 R.Calais, OL 55 B.Allen, WR 83 T.Jackson, TE 88 B.Hopkins
LOS ANGELES DID NOT PLAY: QB 9 J.Wolford, OL 71 B.Evans

Scoring Summaries

		1	2	3	4	OT	TOTAL	FIELD GOALS
VISITOR	Los Angeles Rams	7	10	7	3	-	27	(38) (40)
HOME	Tampa Bay Buccaneers	0	14	3	7	-	24	(38)

TEAM	Qtr	Clock Time	Play (Extra Point) (Drive Info)	Visitor	Home
Rams	1	3:55	R.Woods 4 yd. pass from J.Goff (M.Gay kick) (13-80, 7:52)	7	0
Buccaneers	2	14:10	M.Evans 9 yd. pass from T.Brady (R.Succop kick) (10-75, 4:45)	7	7
Buccaneers	2	8:35	L.Fournette 2 yd. run (R.Succop kick) (10-68, 3:25)	7	14
Rams	2	4:31	V.Jefferson 7 yd. pass from J.Goff (M.Gay kick) (8-75, 4:04)	14	14
Rams	2	0:00	M.Gay 38 yd. Field Goal (8-61, 1:00)	17	14
Buccaneers	3	12:41	R.Succop 38 yd. Field Goal (4-2, 0:51)	17	17
Rams	3	5:39	C.Akers 4 yd. pass from J.Goff (M.Gay kick) (5-37, 2:03)	24	17
Buccaneers	4	3:53	C.Godwin 13 yd. pass from T.Brady (R.Succop kick) (7-44, 3:24)	24	24
Rams	4	2:36	M.Gay 40 yd. Field Goal (8-53, 1:17)	27	24

Final Team Statistics

	RAMS	BUCCANEERS
TOTAL FIRST DOWNS	**22**	**20**
By Rushing	1	4
By Passing	19	14
By Penalty	2	2
THIRD DOWN EFFICIENCY	**8-15-53%**	**7-14-50%**
FOURTH DOWN EFFICIENCY	**0-0-0%**	**0-1-0%**
TOTAL NET YARDS	**413**	**251**
Total Offensive Plays (inc. times thrown passing)	**71**	**67**
Average gain per offensive play	5.8	3.7
NET YARDS RUSHING	**37**	**42**
Total Rushing Plays	20	18
Average gain per rushing play	1.9	2.3
Tackles for a loss-number and yards	5-12	1-1
NET YARDS PASSING	**376**	**209**
Times thrown - yards lost attempting to pass	0-0	1-7
Gross yards passing	376	216
PASS ATTEMPTS-COMP-HAD INT	**51-39-2**	**48-26-2**
Avg gain per pass play (inc.# thrown passing)	7.4	4.3
KICKOFFS Number-In End Zone-TBs	**5-5-4**	**5-5-5**
PUNTS Number and Average	**5-43.4**	**5-49.0**
Had Blocked	0	0

	RAMS	BUCCANEERS
FGs - PATs Had Blocked	**0-0**	**0-0**
Net Punting Average	39.6	44.2
TOTAL RETURN YARDAGE (W/O KOR)	**47**	**36**
No. and Yards Punt Returns	2-4	3-19
No. and Yards Kickoff Returns	0-0	1-24
No. and Yards Interception Returns	2-43	2-17
PENALTIES Number and Yards	**5-65**	**2-7**
FUMBLES Number and Lost	**1-0**	**0-0**
TOUCHDOWNS	**3**	**3**
Rushing	0	1
Passing	3	2
EXTRA POINTS Made-Attempts	**3-3**	**3-3**
Kicking Made-Attempts	3-3	3-3
FIELD GOALS Made-Attempts	**2-3**	**1-1**
RED ZONE EFFICIENCY	**3-3-100%**	**3-3-100%**
GOAL TO GO EFFICIENCY	**3-3-100%**	**1-1-100%**
SAFETIES	**0**	**0**
FINAL SCORE	**27**	**24**
TIME OF POSSESSION	**33:13**	**26:47**

Final Individual Statistics

LOS ANGELES RAMS

RUSHING	ATT	YDS	AVG	LG	TD
M. Brown	3	20	6.7	14	0
C. Akers	5	15	3.0	11	0
D. Henderson	8	5	0.6	4	0
T. Higbee	1	1	1.0	1	0
J. Goff	1	0	0.0	0	0
R. Woods	2	-4	-2.0	1	0
Total	**20**	**37**	**1.9**	**14**	**0**

PASSING	ATT	CMP	YDS	SK/YD	TD	LG	IN	RT.
J. Goff	51	39	376	0/0	3	37	2	99.8
Total	**51**	**39**	**376**	**0/0**	**3**	**37**	**2**	**99.8**

RECEIVING	NO	YDS	AVG	LG	TD
R. Woods	12	130	10.8	35	1
C. Kupp	11	145	13.2	37	0
G.Everett	4	27	6.8	18	0
T. Higbee	4	19	4.8	7	0
J. Reynolds	3	32	10.7	18	0
D. Henderson	2	4	2.0	5	0
M. Brown	1	8	8.0	8	0
V. Jefferson	1	7	7.0	7	1
C. Akers	1	4	4.0	4	1
Total	**39**	**376**	**9.6**	**37**	**3**

INTERCEPTIONS	NO	YDS	AVG	LG	TD
J. Fuller	2	43	21.5	37	0
Total	**2**	**43**	**21.5**	**37**	**0**

PUNTING	NO	YDS	AVG	NET	TB/I20	LG
J. Hekker	5	217	43.4	39.6	0/1	47
Total	**5**	**217**	**43.4**	**39.6**	**0/1**	**47**

PUNT RETURNS	NO	YDS	AVG	FC	LG	TD
N. Webster	2	4	2.0	2	2	0
[TOUCHBACK]	1	0	0.0	0	0	0
Total	**2**	**4**	**2.0**	**2**	**2**	**0**

KICKOFF RETURNS	NO	YDS	AVG	FC	LG	TD
[TOUCHBACK]	5	0	0.0	0	0	0
Total	**0**	**0**	**0.0**	**0**	**0**	**0**

TAMPA BAY BUCCANEERS

RUSHING	ATT	YDS	AVG	LG	TD
R. Jones	10	24	2.4	6	0
L. Fournette	7	17	2.4	6	1
A. Brown	1	1	1	1	0
Total	**18**	**42**	**2.3**	**6**	**1**

PASSING	ATT	CMP	YDS	SK/YD	TD	LG	IN	RT.
T. Brady	48	26	216	1/7	2	18	2	62.5
Total	**48**	**26**	**216**	**1/7**	**2**	**18**	**2**	**62.5**

RECEIVING	NO	YDS	AVG	LG	TD
A. Brown	8	57	7.1	12	0
C. Godwin	7	53	7.6	13	1
M. Evans	5	49	9.8	18	1
C. Brate	3	23	7.7	9	0
R. Gronkowski	2	25	12.5	16	0
L. Fournette	1	9	9.0	9	0
R. Jones	0	0	0.0	0	0
Total	**26**	**216**	**8.3**	**18**	**2**

INTERCEPTIONS	NO	YDS	AVG	LG	TD
J. Pierre-Paul	1	15	15.0	15	0
J. Whitehead	1	2	2.0	2	0
Total	**2**	**17**	**8.5**	**15**	**0**

PUNTING	NO	YDS	AVG	NET	TB/I20	LG
B. Pinion	5	245	49.0	44.2	1/2	59
Total	**5**	**245**	**49.0**	**44.2**	**1/2**	**59**

PUNT RETURNS	NO	YDS	AVG	FC	LG	TD
K. Barner	3	19	6.3	0	8	0
[DOWNED]	1	0	0.0	0	0	0
[OUT OF BOUNDS]	1	0	0.0	0	0	0
Total	**3**	**19**	**6.3**	**0**	**8**	**0**

KICKOFF RETURNS	NO	YDS	AVG	FC	LG	TD
K. Barner	1	24	24.0	0	24	0
[TOUCHBACK]	4	0	0.0	0	0	0
Total	**1**	**24**	**24.0**	**0**	**24**	**0**

Defensive Statistics (based on gamebook)

PLAYER	T	S	A	S-YDS	I-YDS	PD	FF	FR
T. Hill	6	5	1	0-0	0-0	0	0	0
J. Ramsey	6	4	2	0-0	0-0	0	0	0
J. Johnson	6	3	3	0-0	0-0	1	0	0
M. Brockers	6	2	4	0-0	0-0	0	0	0
M. Kiser	6	2	4	0-0	0-0	0	0	0
J. Fuller	4	4	0	0-0	2-43	2	0	0
D. Williams	4	4	0	0-0	0-0	2	0	0
K. Young	4	1	3	0-0	0-0	0	0	0
S. Ebukam	3	3	0	1-7	0-0	0	0	0
N. Scott	3	2	1	0-0	0-0	0	0	0
S. Joseph-Day	3	1	2	0-0	0-0	0	0	0

PLAYER	T	S	A	S-YDS	I-YDS	PD	FF	FR
L. Floyd	2	0	2	0-0	0-0	0	0	0
A. Robinson	1	0	1	0-0	0-0	0	0	0
M. Fox	0	0	0	0-0	0-0	1	0	0
T. Lewis	0	0	0	0-0	0-0	0	0	0
N. Webster	0	0	0	0-0	0-0	0	0	0
X. Jones	0	0	0	0-0	0-0	0	0	0
J. Mundt	0	0	0	0-0	0-0	0	0	0
J. Goff	0	0	0	0-0	0-0	0	0	0
C. Kupp	0	0	0	0-0	0-0	0	0	0
Total	**54**	**31**	**23**	**1-7**	**2-43**	**6**	**0**	**0**

11 Los Angeles 20, San Francisco 49ers 23

November 29, 2020 - SoFi Stadium- Inglewood, Calif.

Weather: 72 degrees, sunny - Attendance 0 - Time 3:11

The Los Angeles Rams lost their first game at SoFi Stadium, going down to the San Francisco 49ers, 23-20 in their Week 12 match up. RB Cam Akers led the Rams rushing attack, finished the day with nine carries for 81 yards, one touchdown and a career-high long 61-yard burst. Meanwhile on defense, LB Troy Reeder posted a career-high 15 total tackles, including a career-best 12 solo stops. The first big play for the day came from Rams S Jordan Fuller when he recorded his third interception in two games. The rookie grabbed a ball from 49ers QB Nick Mullens intended for WR Deebo Samuel. The Rams capitalized off the turnover, moving the ball down the field with WR Robert Woods producing a 30 yard catch before K Matt Gay kicked a 48-yard field goal to add the first points to the scoreboard for the day. The Rams led 3-0 with 6:52 remaining in the first quarter. On the next drive, the visiting team fought back scoring a touchdown to RB Raheem Mostert who had just been activated off injured reserved. The extra point from K Robbie Gould was good and the 49ers took the lead 3-7. Following the touchdown, Rams QB Jared Goff's intended pass for Woods was intercepted by CB Richard Sherman, but on the next play, DL Sebastian Joseph-Day forced a fumble that was picked up by DL Morgan Fox. The Rams were back on the offense yet despite gaining possession, the home team couldn't gain enough yardage and P Johnny Hekker stepped up to kick a 31 yard punt. The second quarter was scoreless for both sides and the Rams were trailing heading into the locker room at half time. In the opening drive for the second half, Goff threw a pick and the 49ers added another seven points to their lead, 14-3. With 4:39 left in the third quarter, OLB Samson Ebukam sacked Mullens forcing a fumble but the play was reversed, and the 49ers kicked a 46-yard field goal. Rams Gay followed up with a successful 41-yard field goal, but the Rams still trailed 17-6. The first play for the 49ers drive, DL Aaron Donald stripped the ball from Mostert, and the ball was recovered by CB Troy Hill who ran it the 20 yards for a defensive touchdown and his first career score. With a successful extra point, the Rams were creeping up on the 49ers lead, 17-13. The third quarter ended with a 61-yard run by rookie Akers who would bring the Rams up to San Francisco's 7-yard line. The Rams continued their drive with Akers in the fourth quarter and on the second play, Akers scored his second career touchdown. Gay sealed the touchdown and the Rams now held the lead for the first time in the game, 17-20. The 49ers wouldn't let the home team hold the lead for long and another field goal brought the game to a tie with 3:15 left in the game. Despite a gallant effort by the Rams on both offense and defense, the 49ers sealed the night and their road victory with their third field goal with 0:04 left in the game and the Rams would lose their first game at SoFi Stadium.

Starting Lineups

San Francisco 49ers

WR	19	D. Samuel	LDE	92	K. Hyder
LT	71	T. Williams	LDT	99	J. Kinlaw
LG	75	L. Tomlinson	RDT	90	K. Givens
C	60	D. Brunskill	RDE	91	A. Armstead
RG	68	C. McKivitz	SAM	57	D. Greenlaw
RT	69	M. McGlinchey	MIKE	54	F. Warner
TE	82	R. Dwelley	WILL	47	J. Taylor
WR	13	R. James	LCB	22	J. Verrett
RB	31	R. Mostert	RCB	25	R. Sherman
FB	44	K. Juszczyk	FS	20	J. Ward
QB	4	N. Mullens	SS	33	T. Moore

Los Angeles Rams

WR	10	C. Kupp	DE	90	M. Brockers
TE	89	T. Higbee	NT	69	S. Joseph-Day
LT	70	J. Noteboom	DT	99	A. Donald
LG	73	D. Edwards	OLB	50	S. Ebukam
C	66	A. Blythe	OLB	54	L. Floyd
RG	63	A. Corbett	ILB	51	T. Reeder
RT	79	R. Havenstein	ILB	41	K. Young
WR	11	J. Reynolds	LCB	22	T. Hill
WR	17	R. Woods	RCB	20	J. Ramsey
QB	16	J. Goff	SS	32	J. Fuller
RB	27	D. Henderson	FS	43	J. Johnson

LOS ANGELES SUBSTITUTIONS: K 1 M.Gay, P 6 J.Hekker, WR 12 V.Jefferson, WR 14 N.Webster, RB 23 C.Akers, CB 25 D.Long, CB 31 D.Williams, S 33 N.Scott, RB 34 M.Brown, RB 35 X.Jones, DB 36 J.Reed, LS 44 J.McQuaide, S 46 J.Hughes, LB 57 N.Patrick, LB 58 J.Hollins, OL 65 C.Shelton, OL 72 T.Anchrum, TE 81 G.Everett, TE 82 J.Mundt, TE 88 B.Hopkins, DL 91 G.Gaines, DL 94 A.Robinson, OLB 95 J.Polite, DL 97 M.Fox
LOS ANGELES INACTIVES: RB 30 R.Calais, DE 49 D.Rivers, OLB 52 T.Lewis, OL 55 B.Allen, WR 83 T.Jackson
LOS ANGELES DID NOT PLAY: QB 9 J.Wolford, OL 71 B.Evans

Scoring Summaries

		1	2	3	4	OT	TOTAL	FIELD GOALS
VISITOR	San Francisco 49ers	7	0	10	6	-	23	(46) (44) (42)
HOME	Los Angeles Rams	3	0	10	7	-	20	(48) (41)

TEAM	Qtr	Clock Time	Play (Extra Point) (Drive Info)	Visitor	Home
Rams	1	6:52	M.Gay 48 yd. Field Goal (6-41, 2:19)	0	3
49ers	1	4:10	R.Mostert 8 yd. run (R.Gould kick) (5-75, 2:42)	7	3
49ers	3	14:22	J.Kinlaw 27 yd. interception return (R.Gould kick)	14	3
49ers	3	4:30	R.Gould 46 yd. Field Goal (10-55, 5:36)	17	3
Rams	3	2:38	M.Gay 41 yd. Field Goal (7-53, 1:52)	17	6
Rams	3	2:32	T.Hill 20 yd. fumble return (M.Gay kick)	17	13
Rams	4	14:17	C.Akers 1 yd. run (M.Gay kick) (3-68, 1:15)	17	20
49ers	4	3:11	R.Gould 44 yd. Field Goal (10-49, 5:34)	20	20
49ers	4	0:00	R.Gould 42 yd. Field Goal (11-56, 2:10)	23	20

Final Team Statistics

	49ERS	RAMS
TOTAL FIRST DOWNS	**18**	**14**
By Rushing	6	5
By Passing	10	8
By Penalty	2	1
THIRD DOWN EFFICIENCY	**3-14-21%**	**4-13-31%**
FOURTH DOWN EFFICIENCY	**1-1-100%**	**0-0-0%**
TOTAL NET YARDS	**348**	**308**
Total Offensive Plays (inc. times thrown passing)	70	61
Average gain per offensive play	5.0	5.0
NET YARDS RUSHING	**115**	**126**
Total Rushing Plays	33	28
Average gain per rushing play	3.5	4.5
Tackles for a loss-number and yards	2-9	4-6
NET YARDS PASSING	**233**	**182**
Times thrown - yards lost attempting to pass	2-19	2-16
Gross yards passing	252	198
PASS ATTEMPTS-COMP-HAD INT	**35-24-1**	**31-19-2**
Avg gain per pass play (inc.# thrown passing)	6.3	5.5
KICKOFFS Number-In End Zone-Touchbacks	**5-5-5**	**5-5-5**
PUNTS Number and Average	**7-51.0**	**7-49.0**
Had Blocked	0	0

	49ERS	RAMS
FGs - PATs Had Blocked	**0-0**	**0-0**
Net Punting Average	44.0	42.3
TOTAL RETURN YARDAGE (W/O KOR)	**72**	**11**
No. and Yards Punt Returns	2-27	3-9
No. and Yards Kickoff Returns	0-0	0-0
No. and Yards Interception Returns	2-45	1-2
PENALTIES Number and Yards	**5-40**	**3-27**
FUMBLES Number and Lost	**3-2**	**2-2**
TOUCHDOWNS	**2**	**2**
Rushing	1	1
Passing	0	0
Interceptions	1	0
Fumbles	0	1
EXTRA POINTS Made-Attempts	**2-2**	**2-2**
Kicking Made-Attempts	2-2	2-2
FIELD GOALS Made-Attempts	**3-4**	**2-2**
RED ZONE EFFICIENCY	**1-1-100%**	**1-1-100%**
GOAL TO GO EFFICIENCY	**1-1-100%**	**1-1-100%**
SAFETIES	**0**	**0**
FINAL SCORE	**23**	**20**
TIME OF POSSESSION	**34:03**	**25:57**

Final Individual Statistics

SAN FRANCISCO 49ERS

RUSHING	ATT	YDS	AVG	LG	TD
R. Mostert	16	43	2.7	10	1
J. Wilson	12	43	3.6	10	0
J. McKinnon	3	21	7.0	19	0
K. Juszczyk	2	8	4.0	6	0
Total	**33**	**115**	**3.5**	**19**	**1**

PASSING	ATT	CMP	YDS	SK/YD	TD	LG	IN	RT.
N. Mullens	35	24	252	2/19	0	33	1	77.3
Total	**35**	**24**	**252**	**2/19**	**0**	**33**	**1**	**77.3**

RECEIVING	NO	YDS	AVG	LG	TD
D. Samuel	11	133	12.1	33	0
K. Bourne	3	34	11.3	18	0
K. Juszczyk	2	24	12.0	20	0
J. Reed	2	18	9.0	12	0
J. McKinnon	2	11	5.5	7	0
R. Mostert	2	0	0.0	1	0
R. James	1	29	29.0	29	0
R. Dwelley	1	3	3.0	3	0
Total	**24**	**252**	**10.5**	**33**	**0**

INTERCEPTIONS	NO	YDS	AVG	LG	TD
J. Kinlaw	1	27	27.0	27	1
R. Sherman	1	18	18.0	18	0
Total	**2**	**45**	**22.5**	**27**	**1**

PUNTING	NO	YDS	AVG	NET	TB/I20	LG
M. Wishnowsky	7	357	51.0	44.0	2/2	60
Total	**7**	**357**	**51.0**	**44.0**	**2/2**	**60**

PUNT RETURNS	NO	YDS	AVG	FC	LG	TD
T. Taylor	2	27	13.5	4	15	0
[TOUCHBACK]	1	0	0.0	0	0	0
Total	**2**	**27**	**13.5**	**4**	**15**	**0**

KICKOFF RETURNS	NO	YDS	AVG	FC	LG	TD
[TOUCHBACK]	5	0	0.0	0	0	0
Total	**0**	**0**	**0.0**	**0**	**0**	**0**

LOS ANGELES RAMS

RUSHING	ATT	YDS	AVG	LG	TD
C. Akers	9	84	9.3	61	1
D. Henderson	10	19	1.9	5	0
J. Goff	5	11	2.2	6	0
R. Woods	1	8	8.0	8	0
M. Brown	3	4	1.3	2	0
Total	**28**	**126**	**4.5**	**61**	**1**

PASSING	ATT	CMP	YDS	SK/YD	TD	LG	IN	RT.
J. Goff	31	19	198	2/16	0	33	2	52.9
Total	**31**	**19**	**198**	**2/16**	**0**	**33**	**2**	**52.9**

RECEIVING	NO	YDS	AVG	LG	TD
R. Woods	7	80	11.4	30	0
J. Reynolds	5	40	8.0	14	0
C. Kupp	2	41	20.5	33	0
G. Everett	2	16	8.0	10	0
M. Brown	2	15	7.5	11	0
T. Higbee	1	6	6.0	6	0
D. Henderson	0	0	0.0	0	0
Total	**19**	**198**	**10.4**	**33**	**0**

INTERCEPTIONS	NO	YDS	AVG	LG	TD
J. Fuller	1	2	2.0	2	0
Total	**1**	**2**	**2.0**	**2**	**0**

PUNTING	NO	YDS	AVG	NET	TB/I20	LG
J. Hekker	7	343	49.0	42.3	1/3	62
Total	**7**	**343**	**49.0**	**42.3**	**1/3**	**62**

PUNT RETURNS	NO	YDS	AVG	FC	LG	TD
N. Webster	3	9	3.0	2	7	0
[TOUCHBACK]	2	0	0.0	0	0	0
Total	**3**	**9**	**3.0**	**2**	**7**	**0**

KICKOFF RETURNS	NO	YDS	AVG	FC	LG	TD
[TOUCHBACK]	5	0	0.0	0	0	0
Total	**5**	**0**	**0.0**	**0**	**0**	**0**

Defensive Statistics (based on gamebook)

PLAYER	T	S	A	S-YDS	I-YDS	PD	FF	FR
T.Reeder	15	12	3	0-0	0-0	0	0	0
J.Johnson	7	6	1	0-0	0-0	2	0	0
T.Hill	7	6	1	0-0	0-0	0	1	1
S.Joseph-Day	7	4	3	0-0	0-0	0	1	0
L.Floyd	7	2	5	0-0	0-0	0	0	0
A.Donald	5	4	1	0-0	0-0	1	1	0
N.Scott	5	2	3	0-0	0-0	0	0	0
J.Fuller	4	1	3	0-0	1-2	1	0	0
M.Brockers	4	1	3	0-0	0-0	0	0	0
M.Fox	3	3	0	0-0	0-0	0	0	1
D.Williams	2	2	0	0-0	0-0	1	0	0
G.Gaines	2	2	0	0-0	0-0	0	0	0

PLAYER	T	S	A	S-YDS	I-YDS	PD	FF	FR
J.Ramsey	2	0	2	0-0	0-0	0	0	0
J.Hollins	1	1	0	0-0	0-0	0	0	0
K.Young	1	1	0	0-0	0-0	0	0	0
S.Ebukam	1	0	1	0-0	0-0	1	0	0
A.Robinson	1	0	1	0-0	0-0	0	0	0
M.Brown	0	0	0	0-0	0-0	0	0	0
A.Corbett	0	0	0	0-0	0-0	0	0	0
Total	**74**	**47**	**27**	**2-19**	**1-2**	**6**	**3**	**2**

12 Arizona 28, Los Angeles 38

December 6, 2020 - State Farm Stadium - Glendale, Ariz.

Weather: 71 degrees, sunny - Attendance 0 - Time 3:13

The Los Angeles Rams defeated the Arizona Cardinals, 38-28, at State Farm Stadium with the result landing the Rams at the top of the NFC West Division. The Rams generated 453 total yards on offense which marks the teams third-best output of the season. QB Jared Goff finished the game with 351 passing yards, completing 37-of-47 passes and scoring a rushing touchdown. The game marked the sixth game this season that Goff had thrown for over 300 yards and the 25th time across his career. The rushing touchdown brought Goff's total to nine which is ranked fourth amongst Ram's quarterbacks in franchise history. On defense, the defensive unit forced four three-and-outs on the game which brings their total to a league-best 36 three-and-out drives by opponents this season. LB Troy Reeder led the Rams tackling effort, posting 10 tackles (six solo) and recorded one pass defensed. The Cardinals were the first team to add points for the day with TE Dan Arnold scoring a touchdown off a 59 yard pass from QB Kyler Murray. The successful extra point kicked by K Zane Gonzalez brought the home team to an early lead, 0-7, with 13:25 left on the clock in the first quarter. On the Cardinals next drive, Rams DL Aaron Donald found Murray to record his 12th sack on the season and gaining nine defensive yards. However, the Rams would be left scoreless heading into the second quarter. The Rams opened the next phase of the game with offensive possession and capitalized off their momentum, with RB Cam Akers running up the middle for a nine-yard touchdown. The touchdown marked Akers third score in three consecutive games. The rookie running back finished the game with a career-high 21 rushes for 72 yards. K Matt Gay's extra point was good, and the Rams leveled the scores, 7-7. With 0:56 left in the first half, the Rams got to the endzone for a second time with TE Tyler Higbee catching a short one-yard pass from Goff. The extra point was good, and the Rams led for the first time in the game, 14-7. At halftime, the Rams had dominated possession holding 22:42 of possession compared to the Cardinals 7:08. Early in the third quarter, the Rams extended their lead, 17-7, with a successful 39-yard field goal by Gay. The Cardinals fought back, producing their longest drive at 6:23 and scoring off a short pass to WR DeAndre Hopkins. The Rams kept the lead 17-14 before entering a fourth quarter full of scoring drives. The first trip to the endzone was rewarded to Goff when he snuck up the middle for a one-yard touchdown. The Cardinals answered back and scored their third touchdown, bringing the scores up to a close 24-21. Rams RB Darrell Henderson Jr. made a big play at 10:15 left in the fourth, running for 38 yards and a touchdown. The score gave the Rams a further lead, 31-21. The defense matched the efforts of their team's offense and LB Justin Hollins found Murray to record a sack for 16 yards and force a fumble. Shortly after, CB Troy Hill intercepted a pass intended for Cardinals WR Andy Isabella and ran 35 yards to score the Rams fifth touchdown. Arizona would score once more on the day, but it wasn't enough to catch the Rams 38-28 lead. The Rams would bring home their eighth win for the season and claim the number one spot of the NFC West Division.

Starting Lineups

Los Angeles Rams

WR	81	G. Everett	DE	90	M. Brockers
LT	70	J. Noteboom	NT	69	S. Joseph-Day
LG	73	D. Edwards	DT	99	A. Donald
C	66	A. Blythe	OLB	50	S. Ebukam
RG	63	A. Corbett	ILB	51	T. Reeder
RT	79	R. Havenstein	ILB	31	D. Williams
TE	89	T. Higbee	OLB	54	L. Floyd
WR	11	J. Reynolds	LCB	22	T. Hill
WR	17	R. Woods	RCB	20	J. Ramsey
QB	16	J. Goff	SS	32	J. Fuller
RB	27	D. Henderson	FS	43	J. Johnson

Arizona Cardinals

WR	17	A. Isabella	DE	94	Z. Allen
LT	74	D. Humphries	DL	96	A. Blackson
LG	67	J. Pugh	DT	90	D. Peko
C	52	M. Cole	OLB	43	H. Reddick
RG	64	J. Sweezy	ILB	59	D. Campbell
RT	68	K. Beachum	ILB	58	J. Hicks
TE	87	M. Williams	OLB	44	M. Golden
WR	13	C. Kirk	CB	20	D. Kirkpatrick
WR	10	D. Hopkins	CB	21	P. Peterson
QB	1	K. Murray	S	31	C. Banjo
RB	41	K. Drake	S	32	B. Baker

LOS ANGELES SUBSTITUTIONS: K 1 M.Gay, P 6 J.Hekker, WR 10 C.Kupp, WR 12 V.Jefferson, WR 14 N.Webster, RB 23 C.Akers, CB 25 D.Long, S 33 N.Scott, RB 34 M.Brown, RB 35 X.Jones, DB 36 J.Reed, ILB 41 K.Young, LS 44 J.McQuaide, LB 45 O.Okoronkwo, S 46 J.Hughes, OLB 49 D.Rivers, LB 57 N.Patrick, LB 58 J.Hollins, OL 65 C.Shelton, OL 72 T.Anchrum, TE 82 J.Mundt, DL 91 G.Gaines, DL 94 A.Robinson, DL 97 M.Fox
LOS ANGELES INACTIVES: RB 30 R.Calais, OLB 52 T.Lewis, OL 55 B.Allen, WR 83 T.Jackson, TE 88 B.Hopkins
LOS ANGELES DID NOT PLAY: QB 9 J.Wolford, OL 71 B.Evans

Scoring Summaries

		1	2	3	4	OT	TOTAL	FIELD GOALS
VISITOR	Los Angeles Rams	0	14	3	21	-	38	(39)
HOME	Arizona Cardinals	7	0	7	14	-	28	

TEAM	Qtr	Clock Time	Play (Extra Point) (Drive Info)	Visitor	Home
Cardinals	1	13:25	D.Arnold 59 yd. pass from K.Murray (Z.Gonzalez kick) (4-75, 1:35)	0	7
Rams	2	10:35	C.Akers 9 yd. run (M.Gay kick) (14-85, 7:12)	7	7
Rams	2	0:51	T.Higbee 1 yd. pass from J.Goff (M.Gay kick) (9-45, 3:27)	14	7
Rams	3	10:26	M.Gay 39 yd. Field Goal (8-54, 4:34)	17	7
Cardinals	3	4:03	D.Hopkins 4 yd. pass from K.Murray (Z.Gonzalez kick) (15-75, 6:23)	17	14
Rams	4	14:52	J.Goff 1 yd. run (M.Gay kick) (9-75, 4:11)	24	14
Cardinals	4	13:21	K.Drake 4 yd. run (Z.Gonzalez kick) (2-15, 0:25)	24	21
Rams	4	10:07	D.Henderson 38 yd. run (M.Gay kick) (7-76, 3:14)	31	21
Rams	4	4:33	T.Hill 35 yd. interception return (M.Gay kick)	38	2 1
Cardinals	4	2:04	D.Arnold 2 yd. pass from K.Murray (Z.Gonzalez kick) (8-47, 2:29)	38	28

Final Team Statistics

	RAMS	CARDINALS
TOTAL FIRST DOWNS	**30**	**18**
By Rushing	8	5
By Passing	19	11
By Penalty	3	2
THIRD DOWN EFFICIENCY	**9-15-60%**	**4-12-33%**
FOURTH DOWN EFFICIENCY	**1-3-33%**	**2-2-100%**
TOTAL NET YARDS	**463**	**232**
Total Offensive Plays (inc. times thrown passing)	79	62
Average gain per offensive play	5.9	3.7
NET YARDS RUSHING	**119**	**92**
Total Rushing Plays	31	21
Average gain per rushing play	3.8	4.4
Tackles for a loss-number and yards	5-10	1-2
NET YARDS PASSING	**344**	**140**
Times thrown - yards lost attempting to pass	1-7	2-33
Gross yards passing	351	173
PASS ATTEMPTS-COMP-HAD INT	**47-37-0**	**39-21-1**
Avg gain per pass play (inc.# thrown passing)	7.2	3.4
KICKOFFS Number-In End Zone-Touchbacks	**7-7-6**	**5-3-2**
PUNTS Number and Average	**1-44.0**	**5-47.6**
Had Blocked	0	0

	RAMS	CARDINALS
FGs - PATs Had Blocked	**0-0**	**0-0**
Net Punting Average	44.0	44.0
TOTAL RETURN YARDAGE (W/O KOR)	**53**	**0**
No. and Yards Punt Returns	3-18	0-0
No. and Yards Kickoff Returns	2-45	1-54
No. and Yards Interception Returns	1-35	0-0
PENALTIES Number and Yards	**6-75**	**5-21**
FUMBLES Number and Lost	**1-1**	**2-1**
TOUCHDOWNS	**5**	**4**
Rushing	3	1
Passing	1	3
Interceptions	1	0
EXTRA POINTS Made-Attempts	**5-5**	**4-4**
Kicking Made-Attempts	5-5	4-4
FIELD GOALS Made-Attempts	**1-2**	**0-1**
RED ZONE EFFICIENCY	**3-6-50%**	**3-3-100%**
GOAL TO GO EFFICIENCY	**3-4-75%**	**3-3-100%**
SAFETIES	**0**	**0**
FINAL SCORE	**38**	**28**
TIME OF POSSESSION	**38:53**	**21:07**

Final Individual Statistics

LOS ANGELES RAMS

RUSHING	ATT	YDS	AVG	LG	TD
C. Akers	21	72	3.4	12	1
D. Henderson	3	49	16.3	38	1
J. Goff	4	1	0.3	2	1
M. Brown	3	-3	-1.0	1	0
Total	**31**	**119**	**3.8**	**38**	**3**

PASSING	ATT	CMP	YDS	SK/YD	TD	LG	IN	RT.
J. Goff	47	37	351	1/7	1	30	0	104.9
Total	**47**	**37**	**351**	**1/7**	**1**	**30**	**0**	**104.9**

RECEIVING	NO	YDS	AVG	LG	TD
R. Woods	10	85	8.5	18	0
C. Kupp	8	73	9.1	15	0
G. Everett	6	44	7.3	22	0
V. Jefferson	4	27	6.8	9	0
T. Higbee	4	24	6.0	16	1
D. Henderson	2	25	12.5	19	0
M. Brown	1	30	30.0	30	0
C. Akers	1	22	22.0	22	0
J. Reynolds	1	21	21.0	21	0
Total	**37**	**351**	**9.5**	**30**	**1**

INTERCEPTIONS	NO	YDS	AVG	LG	TD
T. Hill	1	35	35.0	35	1
Total	**1**	**35**	**35.0**	**35**	**1**

PUNTING	NO	YDS	AVG	NET	TB/I20	LG
J. Hekker	1	44	44.0	44.0	0/0	44
Total	**1**	**44**	**44.0**	**44.0**	**0/0**	**44**

PUNT RETURNS	NO	YDS	AVG	FC	LG	TD
N. Webster	3	18	6.0	1	9	0
[OUT OF BOUNDS]	1	0	0.0	0	0	0
Total	**3**	**18**	**6.0**	**1**	**9**	**0**

KICKOFF RETURNS	NO	YDS	AVG	FC	LG	TD
N. Webster	2	45	22.5	0	26	0
[TOUCHBACK]	2	0	0.0	0	0	0
Total	**2**	**45**	**22.5**	**0**	**26**	**0**

ARIZONA CARDINALS

RUSHING	ATT	YDS	AVG	LG	TD
K. Drake	10	49	4.9	27	1
C. Edmonds	6	28	4.7	13	0
K. Murray	5	15	3.0	7	0
Total	**21**	**92**	**4.4**	**27**	**1**

PASSING	ATT	CMP	YDS	SK/YD	TD	LG	IN	RT.
K. Murray	39	21	173	2/33	3	59	1	80.4
Total	**39**	**21**	**173**	**2/33**	**3**	**59**	**1**	**80.4**

RECEIVING	NO	YDS	AVG	LG	TD
D. Hopkins	8	52	6.5	10	1
K. Johnson	4	27	6.8	12	0
D. Arnold	2	61	30.5	59	2
C. Edmonds	2	15	7.5	8	0
K. Drake	2	9	4.5	8	0
A. Isabella	2	7	3.5	5	0
C. Kirk	1	2	2.0	2	0
Total	**21**	**173**	**8.2**	**59**	**3**

INTERCEPTIONS	NO	YDS	AVG	LG	TD
Total	**0**	**0**	**0.0**	**0**	**0**

PUNTING	NO	YDS	AVG	NET	TB/I20	LG
A. Lee	5	238	47.6	44.0	0/2	54
Total	**5**	**238**	**47.6**	**44.0**	**0/2**	**54**

PUNT RETURNS	NO	YDS	AVG	FC	LG	TD
[DOWNED]	1	0	0.0	0	0	0
Total	**0**	**0**	**0.0**	**0**	**0**	**0**

KICKOFF RETURNS	NO	YDS	AVG	FC	LG	TD
C. Edmonds	1	54	54.0	0	54	0
[TOUCHBACK]	6	0	0.0	0	0	0
Total	**1**	**54**	**54.0**	**0**	**54**	**0**

Defensive Statistics (based on gamebook)

PLAYER	T	S	A	S-YDS	I-YDS	PD	FF	FR
T.Reeder	10	6	4	0-0	0-0	1	0	0
J.Johnson	9	8	1	0-0	0-0	0	0	0
T.Hill	4	4	0	0-0	1-35	2	0	0
S.Joseph-Day	4	1	3	0-0	0-0	1	0	0
J.Hollins	3	3	0	1-24	0-0	0	1	0
J.Fuller	3	3	0	0-0	0-0	0	0	0
A.Donald	3	2	1	1-9	0-0	0	0	0
J.Ramsey	2	2	0	0-0	0-0	0	0	0
S.Ebukam	2	1	1	0-0	0-0	0	0	0
K.Young	2	1	1	0-0	0-0	0	0	0
L.Floyd	2	1	1	0-0	0-0	0	0	0

PLAYER	T	S	A	S-YDS	I-YDS	PD	FF	FR
A.Robinson	1	1	0	0-0	0-0	1	0	0
N.Scott	1	1	0	0-0	0-0	0	0	0
M.Brockers	1	0	1	0-0	0-0	0	0	0
O.Okoronkwo	0	0	0	0-0	0-0	0	0	0
G.Gaines	0	0	0	0-0	0-0	0	0	1
Total	**47**	**34**	**13**	**2-33**	**1-35**	**5**	**1**	**1**

23 Cam Akers

Running Back • Florida State • Clinton, Miss.

Ht./Wt.: 5-10/217
NFL Exp.: Rookie
GP/GS, (Playoffs): 10/2, (0/0)
Birth Date: 6/22/1999
Acquired: D2A-'20 (No. 52 Overall)

Tranasctions: Selected by the Rams in the second round (52nd overall) of the 2020 NFL Draft (4/24/20).

2020 Season: Rookie drafted in the second round on the 2020 NFL Draft...started his NFL Debut on Sunday Night Football... **at Arizona (12/6):** Rushed the ball a career-high 21 times for 72 yards with one rushing touchdown...his third-straight game finding the endzone...**vs. San Francisco (11/29):** Rushed the ball nine times for 84 yards...scored his first rushing touchdown...recorded a career-long 61 yard rush, the longest rush by a Ram in the McVay era...**at Tampa Bay (11/23):** Rushed the ball five times for 15 yards...caught one pass for a four-yard touchdown, his first professional score...**vs. Seattle (11/15):** Rushed the ball 10 times for 38 yards...**at Miami (11/1):** Rushed the ball nine times for 35 yards...caught one pass for 19 yards...**vs. Chicago (10/26):** Played three offensive snaps...did not record any stats...**at San Francisco (10/18):** Played one offensive snap...did not record any stats...**at Washington (10/11):** Rushed the ball nine times for 61 yards...posted a career-long 46-yard rush...**vs. New York Giants (10/4):** Declared inactive...**at Buffalo (9/27):** Declared inactive... **at Philadelphia (9/20):** Started at running back...carried the ball three times for 13 yards (4.3 yards/rush)...**vs. Dallas (9/13):** Started at running back...carried the ball 14 times for 39 yards... caught one pass for four yards.

College: In his three seasons at Florida State, averaged 958.0 rushing yards per season, which ranks third in program history... ranked fifth all-time at FSU with 586 rushing attempts...2,874 rushing yards and 11 100-yard games are sixth on FSU's all-time lists...scored 206 points, which is the sixth-highest total among non-kickers...scored 34 touchdowns tied for sixth in program history...his 27 rushing touchdowns ranks seventh at FSU... ranked 12th all-time among Seminoles with 3,375 all-purpose yards...third Seminole in program history with multiple 1,000-yard rushing seasons, joining Warrick Dunn and Dalvin Cook...as a junior in 2019, Akers started all 11 games in which he appeared... finished with 1,369 all-purpose yards...led the ACC and ranked sixth in NCAA with an average of 10.0 points per game…ranked second in ACC and 16th nationally in rushing touchdowns (14)…named Second-Team All-ACC...tied for fourth on FSU's single-season list with 18 total touchdowns…averaged 104.0 rushing yards per game…posted 124.5 all-purpose yards per game…totaled 1,144 rushing yards on 231 carries (4.95 yards/rush)...recorded 225 receiving yards on 30 receptions with four receiving touchdowns…completed four-of-six passing attempts for 50 yards on the season...finished with six 100-yard rushing games... opened season with 116 yards and one touchdown on the ground and two receptions for 12 yards vs. Boise State… in FSU's win over Louisiana-Monroe, Akers posted a school-record 36 rushing attempts for 193 yards (5.4 yards/rush) and two touchdowns…added five receptions for career-best 55 receiving yards and one receiving touchdown…posted a career-high 248 all-purpose yards…Akers' 248 all-purpose yards accounted for nearly half of the Seminoles' 501 total yards vs. the Warhawks… earned ACC Running Back of the Week accolades…earned ACC Running Back of the Week after rushing for 112 yards and three touchdowns with three receptions for 21 yards in 35-24 victory vs. Louisville… posted 34 yards on nine carries at No. 2 Clemson… against Syracuse, posted 144 rushing yards on 20 carries (7.2 yards/rush)…tied a school-record with four touchdowns…added two receptions…completed two-of-three passing attempts for 26 yards…with four touchdowns and a two-point conversion, his 26 points were second-most in a single-game in program history and the most since 1968…his efforts against Syracuse earned him ACC Running Back of the Week honors…was two-for-two passing for 24 yards, caught three passes for 23 yards and one touchdown and had 66 yards rushing vs. Miami…rushed for 102 yards with season-long 50-yard touchdown and caught two passes at No. 8 Florida…only running back to eclipse 100 yards against Florida in Gainesville in 2019…in 2018 as a sophomore, Akers appeared in all 12 games with 10 starts…rushed for team-high 706 yards and six touchdowns, caught 23 passes for 145 yards and two touchdowns…versatility resulted in team-best 866 all-purpose yards…tied for fourth in ACC and 14th nationally with three 50-yard runs…earned team's Bobby Bowden Leadership Award…his 85-yard run vs. Virginia Tech was seventh-longest rush in program history and longest non-scoring rush…equaled career-high two rushing touchdowns and gained 63 yards on 12 carries at No. 3 Notre Dame… rushed for season-high 110 yards on 14 carries with one touchdown and made three-yard reception in 22-21 victory vs. No. 22 Boston College…named ACC Running Back of the Week for his effort vs. Eagles…ended season with 37 yards on 13 rushes and 15-yard touchdown catch vs. No. 13 Florida… as a freshman in 2017, the true freshman was Florida State's leading rusher with 1,024 yards and seven touchdowns on 194 carries, averaging 5.3 yards per carry and 78.8 yards per game…broke FSU's freshman rushing record previously held by Dalvin Cook…named Third-Team All-ACC…experienced a break-out game in his first FSU-Miami rivalry game, rushing for 121 yards on 20 carries and broke 11 tackles vs. 13th-ranked Hurricanes… scored first-career TD at Duke, finishing with 115 yards on 15 carries (7.7 yards/rush)… vs. Syracuse, earned ACC Offensive Back and Rookie of the Week honors with 199 yards and two touchdowns on 22 carries… in the Walk-On's Independence Bowl against Southern Miss., Akers hauled in his first career receiving touchdown from 14 yards out.

Personal: One of the most sought-after players in the nation and the country's top running back recruit in the 2017 class… participated in the U.S. Army All-American Bowl and Nike's 'The Opening'…was awarded the U.S. Army Player of the Year Award as the nation's most outstanding high school senior football player…ran for 38 yards and a touchdown in the U.S. Army All-American Bowl and was named player of the game…graduated from Clinton High School and led the Arrows to the Class 6A state championship while earning Mississippi Gatorade Player of the Year in 2016…finished his four-year varsity career by passing for 8,140 yards and 78 touchdowns, while rushing for 5,103 yards and 71 scores...mother overcame breast cancer when Cam was just 11 years old.

Cam Akers, NFL Statistics

			Regular Season									
			Receiving					Rushing				
Year	Team	Games	No.	Yards	Avg.	Long	TD	Att.	Yards	Avg.	Long	TD
2020	Los Angeles Rams	10/2	4	49	12.3	22	1	80	357	4.5	61	2
Totals		**10/2**	**4**	**49**	**12.3**	**22**	**1**	**80**	**357**	**4.5**	**61**	**2**

Cam Akers, Game-By-Game

2020 Los Angeles Rams

			Receiving					Rushing				
Game	W/L	P/S	No.	Yards	Avg.	Long	TD	Att.	Yards	Avg.	Long	TD
Dal 9/13	W	1/1	1	4	4.0	4	0	14	39	2.8	6	0
at Phi 9/20	W	1/1	0	0	0.0	0	0	3	13	4.3	5	0
at Buf 9/27	L					Inactive						
NYG 10/4	W					Inactive						
at Was 10/11	W	1/0	0	0	0.0	0	0	9	61	6.8	46	0
at SF 10/18	L	1/0	0	0	0.0	0	0	0	0	0.0	0	0
Chi 10/26	W	1/0	0	0	0.0	0	0	0	0	0.0	0	0
at Mia 11/1	L	1/0	1	19	19.0	0	0	9	35	3.9	10	0
Sea 11/15	W	1/0	0	0	0.0	0	0	10	38	3.8	17	0
at TB 11/23	W	1/0	1	4	4.0	4t	1	5	15	3.0	11	0
SF 11/29	L	1/0	0	0	0.0	0	0	9	84	9.3	61	1
at Ari 12/6	W	1/0	1	22	22.0	22	0	21	72	3.4	12	1
NE 12/10	-	0/0	0	0	0.0	0	0	0	0	0.0	0	0
NYJ 12/19	-	0/0	0	0	0.0	0	0	0	0	0.0	0	0
at Sea 12/27	-	0/0	0	0	0.0	0	0	0	0	0.0	0	0
Ari 1/3/21	-	0/0	0	0	0.0	0	0	0	0	0.0	0	0
Totals	**8-4**	**10/2**	**4**	**49**	**12.3**	**22**	**1**	**80**	**357**	**4.5**	**61**	**2**

55 Brian Allen

Center • Michigan St.• Hinsdale, Ill.

Ht./Wt.: 6-2/303
NFL Exp.: 3 (3rd Rams)
GP/GS, (Playoffs): 22/9, (3/0)
Birth Date: 10/11/1995
Acquired: D4A-'18 (No. 111 Overall)

Transactions: Selected by the Rams in the fourth round (111th overall) of the 2018 NFL Draft (4/28/18).

Pro: Second-year pro out of Michigan State, played in 22 games with nine starts in his career, after playing 13 regular season games during his rookie campaign and all three postseason contests...started the first nine games of the 2019 season at center before being placed on injured reserve (11/12/19).

2020 Season: at Arizona (12/6): Declared inactive...**vs. San Francisco (11/29):** Declared inactive...**at Tampa Bay (11/23):** Declared inactive...**vs. Seattle (11/15):** Declared inactive...**at Miami (11/1):** Declared inactive...**vs. Chicago (10/26):** Declared inactive...**at San Francisco (10/18):** Declared inactive...**vs. at Washington (10/11):** Did not play...**New York Giants (10/4):** Declared inactive...**at Buffalo (9/27):** Declared inactive... **at Philadelphia (9/20):** Declared inactive...**vs. Dallas (9/13):** Declared inactive.

2019 Season: Second-year professional earned his first start at center in the 2019 season opener...started the first nine games of the 2019 season at center before being placed on injured reserve (11/12/19)...**at Carolina (9/8):** Made first NFL start...played all 77 offensive snaps...helped pave the way for the Rams to amass 166 yards rushing and average 5.2 yards per rushing attempt... **vs. New Orleans (9/15):** Started at center...helped the Rams rush for 115 yards...played all 70 offensive snaps...**at Cleveland (9/22):** Started at center...helped provide time for QB Jared Goff to throw for 269 yards and two touchdowns...**vs. Tampa Bay (9/29):** Started at center...helped QB Jared Goff throw for a career-high 517 yards, only the third 500-plus yard passing output in franchise history...**at Seattle (10/3):** Started at center... helped provide a pocket for QB Jared Goff to throw for 395 yards and no sacks...**vs. San Francisco (10/13):** Started at center... helped pave the way for the Rams to march 56 yards down the field for an opening drive touchdown...**at Atlanta (10/20):** Started at center...helped provide a pocket for QB Jared Goff to throw for 268 yards and two touchdowns, without giving up a sack...**vs. Cincinnati (10/27):** Started at center...helped provide a pocket for QB Jared Goff and WR Cooper Kupp to connect for 220 yards... kept Goff from being sacked for the second-straight game...**at Pittsburgh (11/10):** Started at center and played 13 offensive snaps before exiting with an injury...**vs. Chicago (11/17):** Placed on injured reserve.

2018 Season: Played in 13 games during his rookie season in addition to three postseason games...**at Oakland (9/10):** Made NFL debut...played nine special teams snaps...**vs. Arizona (9/16):** Made offensive debut, playing seven snaps at center in the fourth quarter...**vs. Minnesota (9/27):** Played seven special teams snaps...**at Seattle (10/7):** Played six special teams snaps... **at New Orleans (11/4):** Played seven special teams snaps... **vs. Kansas City (11/19):** Played nine special teams snaps... **at Detroit (12/2):** Played six special teams snaps...**at Chicago (12/9):** Played three snaps at the center position, in addition to three special teams snaps...**vs. Philadelphia (12/16):** Played five special teams snaps...**vs. Arizona (12/23):** Played eight offensive snaps in the fourth quarter in addition to six special teams snaps throughout the game...**vs. San Francisco (12/30):** Played 18 snaps at the center position late in the game in addition to eight plays on special teams...**Divisional Round vs. Dallas (1/12/19):** Made postseason debut...played seven special teams snaps... **Championship Round at New Orleans (1/20/19):** Played seven special teams snaps...**Super Bowl LIII (2/3/19):** Played two special teams snaps.

College: Four-year letter winner, played in 51 career games, including 38 starts (17 at center, 16 at left guard, five at right guard)…was voted a 2017 team captain…earned second-team All-Big Ten accolades three straight years (2015-17)… extremely durable lineman finished his career starting in 28 consecutive games, including all 13 games at center in 2017… three-time Academic All-Big Ten honoree…versatile lineman played both guard spots and center throughout his collegiate career…as a senior in 2017, led the offensive line with 98 knockdowns…played a team-high 977 snaps…voted the team's most inspirational player (Biggie Munn Award) on offense… received the Downtown Coaches Club Award, given to the team's most outstanding offensive player and the Up Front Award (most outstanding lineman: offense)…named a semifinalist for the William V. Campbell Trophy, widely known as the 'Academic Heisman'…was the 2017 Michael R. Sadler Scholar-Athlete Award recipient (top Division I college football scholar-athlete in state of Michigan)…as a junior in 2016, was one of only three players on the team and the only offensive lineman to start all 12 games…named second-team All-Big Ten choice by the media and third-team pick by the coaches...appeared in all 14 games, including 12 starts (10 at left guard; two at center) as a sophomore in 2015…collected 82.5 knockdowns during the regular season, second most on the team...as a freshman in 2014, named a first-team Freshman All-American by the Football Writers Association of America and Scout.com.

Personal: Three-year starter at Hinsdale Central for Coach Rich Tarka…earned first-team all-state honors (8A) from the Illinois High School Coaches Association and *Chicago Tribune* as a senior…two-time All-West Suburban Conference first-team honoree… also played on the defensive line recorded 16 tackles, including three for losses and 1.0 sack (11 yards), along with an interception and fumble recovery in 2013...first wrestler in Hinsdale Central history to win four state medals (second at 285 pounds in 2014; first at 285 in 2013; third at 285 in 2012; third at 215 in 2011)…as a junior, won the 2013 3A state wrestling championship at heavyweight (285 pounds), finishing the season with a perfect 48-0 record…nearly claimed back-to-back state titles at 285 pounds, but lost in overtime in the championship match; finished his senior year with a 45-2 record...ranked sixth nationally at 285 pounds by IntermatWrestle.com…also won the

state title in the shot put in 2013…selected Chicago Sun-Times Male Athlete of the Year for 2013-14…was named the No. 1 Doings/Pioneer Press West Group sports story of 2013…son of John and Leslie Allen…his older brother, Jack, was a four-year letter winner (2012-15) and two-time first-team All-American center (2014-15) at Michigan State; he spent his rookie season (2016) in the NFL with the New Orleans Saints…his younger brother, Matt, is an offensive lineman at Michigan State…majored in economics.

Allen's Career Games/Starts:

Year	Teams	GP/GS
2020	Los Angeles Rams	0/0
2019	Los Angeles Rams	9/9
2018	Los Angeles Rams	13/0
	Postseason	*3/0*
Totals		**22/9**
	Postseason	***3/0***

72 Tremayne Anchrum Jr.

Offensive Line • Clemson • Powder Springs, Ga.

Ht./Wt.: 6-2/314
NFL Exp.: Rookie
GP/GS, (Playoffs): 8/0, (0/0)
Birth Date: 6/24/1998
Acquired: D7C-'20 (No. 250 Overall)

Transactions: Selected by the Rams in the seventh round (250th overall) of the 2020 NFL Draft (4/25/20).

2020 Season: at Arizona (12/6): Saw action on special teams... **vs. San Francisco (11/29):** Played four special teams snaps... **at Tampa Bay (11/23):** Played six special teams snaps...**vs. Seattle (11/15):** Declared inactive...**at Miami (11/1):** Played four special teams snaps...**vs. Chicago (10/26):** Played five special teams snaps...**at San Francisco (10/18):** Played three snaps on special teams...**at Washington (10/11):** Played five special teams snaps...**vs. New York Giants (10/4):** Made his NFL debut... played two special teams snaps...**at Buffalo (9/27):** Did not play... **at Philadelphia (9/20):** Declared inactive...**vs. Dallas (9/13):** Declared inactive.

College: In 2019 at Clemson, Tremayne was a team captain and First-team All-ACC selection…he made all 15 starts, logging 842 snaps…helped Clemson's offense finish fourth in the nation in points per game (43.9) and fifth in total offense…played all 72 snaps vs. No. 12 Texas A&M…played 69 snaps at Syracuse as Clemson held Syracuse without a sack and produced 612 yards of offense…played 49 snaps and shared team offensive player of the game honors in the midst of Clemson's 551-yard performance with 298 rushing yards at Louisville…earned ACC Offensive Lineman of the Week for his performance vs. Boston College, playing 38 snaps in helping Clemson exceed both 300 passing yards and 300 rushing yards in the contest…played 68 snaps as Clemson produced the fifth-largest comeback in school history, overcoming a 16-0 deficit in a Fiesta Bowl win vs. No. 2 Ohio State…played 71 snaps vs. No. 1 LSU in national championship loss…in 2018 as a junior he was Second-team All-ACC and Second-team AP All-ACC…played 805 snaps over 15 games (all starts)…played 49 snaps in helping the offense gain 531 yards of offense vs. Furman, collecting ACC Offensive Lineman of the Week honors…played 55 snaps in helping Clemson accrue 698 yards and a school-record 11.8 yards per carry at Wake Forest, resulting in the entire offensive line earning team offensive player of the game honors…played 33 snaps in helping Clemson set school records in yards per play (11.6) and yards per carry (13.3) vs. Louisville, resulting in the offensive line's second collective selection as offensive player of the game…played 62 snaps in National Championship Game victory against No. 1 Alabama…In 2017 as a sophomore he made six starts but appeared in 14 games, logging 577 snaps…played 52 snaps against Boston College on Sept. 23; named team co-offensive player-of-the-game…played 35 snaps against No. 7 Miami (Fla.) in the ACC Championship Game on Dec. 2…had a knockdown in 37 snaps against No. 4 Alabama in the Sugar Bowl on Jan. 1…in 2016 as a freshman he made one start and appeared in 11 games, logging five knockdowns in 292...started first career contest against Pittsburgh and responded well with 83 percent grade and two knockdowns in 89 snaps…played 37 snaps, with a knockdown, in win over Ohio State in the Fiesta Bowl.

Personal: Rated the No. 39 offensive guard in the nation by ESPN…first-team all-state in Georgia according to the Atlanta Constitution…narrowed his college choices to Nebraska, Colorado and Clemson…his father, also named Tremayne, played high school football in the state of Colorado and was all-state in football and basketball according to the Denver Post…his father went on to play basketball for George Raveling at Southern California and led the Trojans in rebounding as a sophomore and three-point shooting percentage as a junior…completed a microinternship with Adobe in 2018…graduated in December 2019 with a degree in management.

Anchrum's Career Games/Starts:

Year	Teams	GP/GS
2020	Los Angeles Rams	8/0
Totals		**8/0**
	Postseason	***0/0***

66 Austin Blythe

Offensive Line • Iowa • Williamsburg, Iowa

Ht./Wt.: 6-3/298
NFL Exp.: 5 (4th Rams)
GP/GS, (Playoffs): 67/45, (4/3)
Birth Date: 6/16/1992
Acquired: W(IND)-'17

Transactions: Claimed by the Rams off waivers (5/16/17)... waived by the Colts (5/15/17)…drafted by the Indianapolis Colts in the seventh round (No. 248 overall) in the 2016 NFL Draft.

Pro: Fifth-year pro, joined the Rams via waivers in 2017... appeared in 67 career regular season games with 45 starts and started three-of-four postseason contests...recorded starts at all three interior offensive line positions with the Rams during the 2019 season.

2020 Season: Enters the season as the starting center after playing all three interior offensive line positions in 2019...**at Arizona (12/6):** Started at center...helped provide time for QB Jared Goff to throw for over 350 yards passing, completing passes to nine different pass catchers...**vs. San Francisco (11/29):** Started at center...helped open the hole for RB Cam Akers to post a 61 yard rush, the longest rush by a Ram in the McVay era...**at Tampa Bay (11/23):** Started at center...helped provide a pocket for QB Jared Goff to throw for 376 yards on 51 attempts without allowing a single sack...**vs. Seattle (11/15):** Started at center... helped block for an offense that amassed 300-plus yards passing and over 100 yards rushing...**at Miami (11/1):** Started at center... helped provide time for QB Jared Goff to attempt 61 passes, while only absorbing 2.0 sacks...**vs. Chicago (10/26):** Started at center...helped plow the way for the Rams to record 161 rushing yards and average 4.7 yars per rush...**at San Francisco (10/18):** Started at center...helped prevent QB Jared Goff from absorbing a sack...marked the first game during the 2020 season without a sack allowed...**at Washington (10/11):** Started at center... helped provide a pocket for QB Jared Goff to post a 111.7 QB rating, Goff's fourth-straight game with over 100 QBR...**vs. New York Giants (10/4):** Started at center...helped provide a pocket for QB Jared Goff to post a 103.1 QB rating, Goff's third-straight game with over a 100 QBR...**at Buffalo (9/27):** Played all 69 offensive snaps...helped pave the way for RB Darrell Henderson Jr. to post 114 yards rushing on 20 attempts (5.7 yards/rush)... **at Philadelphia (9/20):** Started at center...played all 69 offensive snaps...helped pave the way for the Rams rushing attack to gain 191 yards...as a unit allowed QB Jared Goff to be sacked only one time...**vs. Dallas (9/13):** Started at center...helped pave the way for the Rams to post 153 rushing yards in the game... provided time of QB Jared Goff to complete passes to eight different receivers, while absorbing only 1.0 sack.

2019 Season: Versatile offensive lineman, started at all three interior offensive line positions for the Rams...**at Carolina (9/8):** Started and played all 77 offensive snaps...helped pave the way for the Rams to amass 166 yards rushing and average 5.2 yards per rushing attempt...**vs. New Orleans (9/15):** Started at right guard...played 28 offensive snaps before leaving the game with an injury...**at Cleveland (9/22):** Declared inactive...**vs. Tampa Bay (9/29):** Started at right guard...helped QB Jared Goff throw for a career-high 517 yards, only the third 500-plus yard passing output in franchise history...**at Seattle (10/3):** Started at right guard...helped provide a pocket for QB Jared Goff to throw for 395 yards and no sacks allowed...**vs. San Francisco (10/13):** Started at right guard...helped pave the way for the Rams to march 56 yards down the field for an opening drive touchdown... **at Atlanta (10/20):** Started at guard...helped provide a pocket for QB Jared Goff to throw for 268 yards and two touchdowns, without giving up a sack...**vs. Cincinnati (10/27):** Started at guard... helped provide a pocket for QB Jared Goff and WR Cooper Kupp to connect for 220 yards...**at Pittsburgh (11/10):** Started at left guard and took over at center for an injured Brian Allen...helped pave the way for RB Todd Gurley II to average over 6.0 yards per carry...**vs. Chicago (11/17):** Started at center...helped prevent QB Jared Goff from being sacked, the third time in the last four games Goff hasn't been sacked...**vs. Baltimore (11/25):** Started at center...played all 54 offensive snaps...**at Arizona (12/1):** Started at center...provided time for QB Jared Goff to throw for 424 yards, while plowing the way for the Rams to rush for 132 yards on the day...**vs. Seattle (12/8):** Started at center...helped provide time for QB Jared Goff to throw for 293 yards and two touchdowns without absorbing a sack...marked the fifth game this season Goff was not sacked...**at Dallas (12/15):** Started at center...played all 73 offensive snaps and one special teams play...**at San Francisco (12/21):** Started at center...prevented QB Jared Goff from absorbing a sack for the sixth game this season, the most no-sack games in a single-season in franchise history...**vs. Arizona (12/29):** Started at center...helped protect QB Jared Goff to throw for 319 yards and three touchdowns.

2018 Season: Started all 16 games and was part of the offensive line that was named Ford Built Tough Offensive Line of the Year...helped pave the way for RB Todd Gurley II to lead the league in scoring with 21 total touchdowns...**vs. Chargers (9/23):** Started at right guard...provided time for QB Jared Goff to throw for 350-plus yards in consecutive games...**vs. Minnesota (9/27):** Started at right guard...provided time for QB Jared Goff to post a perfect QB rating and third-straight game with 350-plus yards while completing over 75 percent of his passes, the longest streak in league history...**at Seattle (10/7):** Started at right guard...led the way for QB Jared Goff to rush for two yards on a game-clinching fourth-and-one attempt...**at Denver (10/14):** Started at right guard...helped pave the way for RB Todd Gurley II to post a career-best 208 yards rushing (7.4 yards/rush) and two touchdowns...**at San Francisco (10/21):** Started at right guard...opened holes for RB Todd Gurley II to score three total touchdowns...**vs. Green Bay (10/28):** Started at right guard... paved the way for RB Todd Gurley II to amass 195 yards from scrimmage....played all 78 offensive snaps...**vs. Seattle (11/11):** Started at guard...paved the way for RB Todd Gurley II to amass 160 scrimmage yards...**vs. Kansas City (11/19):** Played all 80 offensive snaps...provided a pocket for QB Jared Goff to complete 31-of-49 passing attempts for 413 yards...**at Detroit (12/2):** Started at guard...paved the way for RB Todd Gurley II to rush for 132 yards and two touchdowns...played all 69 offensive snaps... **vs. Arizona (12/23):** Start at guard...played all 68 offensive snaps...paved the way for newly signed RB C.J. Anderson to rush for 167 yards and a touchdown...**vs. San Francisco (12/30):** Started at right guard...played all 73 offensive snaps...blocked for RB C.J. Anderson to record his second-consecutive 130-plus yard rushing game...**Divisional Round vs. Dallas (1/12/19):** Started at right guard...paved the way for two running backs to record 100-plus yards rushing...blocked for the Rams to amass 273 total rushing yards...**Championship Round at New Orleans (1/20/19):** Started at right guard...provided time for QB Jared Goff to throw for 297 yards...**Super Bowl LIII (2/3/19):** Started at right guard in Super Bowl debut...played all 65 offensive snaps.

2017 Season: Saw action in all 16 regular season games and made one start...**at San Francisco (9/21):** Entered the game at center after John Sullivan sustained an injury...played 36 snaps at

center and aided a line that helped produce 126 yards rushing on 32 carries (3.9 avg.)...**vs. Arizona (10/22):** Saw action at center and on special teams...entered game at center after John Sullivan sustained an injury...**vs. San Francisco (12/31):** Started at left guard...**Wild Card vs. Atlanta (1/6/18):** Saw action on special teams.

2016 Season: Competed in eight games and made one start at right guard…saw action in his first career NFL game as an eligible lineman and on special teams in a Week 3 win against San Diego (9/25)…first career start at right guard in a Week 4 contest against Jacksonville…participated on special teams Weeks 5-9 and Week 15.

College: Saw action in 52 games with 51 starts as a four-year starter for Iowa…helped bolster a Hawkeye offensive line that allowed the team to start the 2015 campaign 12-0 and earn a spot in the Big Ten Championship and Rose Bowl games…started all 14 games in 2015 and named a team captain…an All-American third-team selection by Associated Press…in 2014, started all 13 games including six games at C, one at RG, and the final six at LG…started all 13 games at C in 2013 and helped the Hawkeyes to an 8-4 record and an Outback Bowl appearance as a redshirt sophomore…played in 10 games earning nine starts at right guard as a redshirt freshman in 2012…redshirted as a true freshman in 2011.

Personal: Name pronounced "BLY-th"...attended Williamsburg (Iowa) High School where he was a senior captain, two-time first team all-state selection, three-time first team all-district and All-America honorable mention…a member of the high school wrestling team where he earned three consecutive state heavyweight wrestling titles and placed second as a freshman…holds the state record with 143 career pins…studied communications at Iowa.

Blythe's Career Games/Starts:

Year	Teams	GP/GS
2020	Los Angeles Rams	12/12
2019	Los Angeles Rams	15/15
2018	Los Angeles Rams	16/16
	Postseason	*3/3*
2017	Los Angeles Rams	16/1
	Postseason	*1/0*
2016	Indianapolis Colts	8/1
Totals		**67/45**
Postseason		***4/3***

90 Michael Brockers

Defensive Line • LSU • Houston, Texas

Ht./Wt.: 6-5/305
NFL Exp.: 9 (9th Rams)
GP/GS, (Playoffs): 135/133, (4/4)
Birth Date: 12/21/1990
Acquired: D1-'12 (No. 14 Overall)

Transactions: Selected by the Rams in the first round (14th overall) of the 2012 NFL Draft (4/26/12).

Pro: Ninth-year pro has played in 135 career regular season games with 133 starts...started all four playoff games in his career, including Super Bowl LIII...recorded 563 career tackles 302 solo), with 26.0 sacks...named to the Pro Football Writers of America/Pro Football Weekly All-Rookie team in 2012...voted a captain for the 2018, 2019 and 2020 seasons by his teammates.

2020 Season: A leader of the team, returns for his ninth season with the Los Angeles Rams... **at Arizona (12/6):** Started along the defensive line...recorded one assisted tackle...**vs. San Francisco (11/29):** Started along the defensive line...recorded four tackles (one solo)...**at Tampa Bay (11/23):** Started along the defensive line...recorded six tackles (two solo)...posted one QB hit...**vs. Seattle (11/15):** Started along the defensive line... finished with two solo tackles...added 1.0 sack, the third of the season, 26th of his career...**at Miami (11/1):** Started along the defensive line...recoreded one assisted tackle and one QB hit... **vs. Chicago (10/26):** Started along the defensive line....posted seven tackles (three solo)...added one QB hit...**at San Francisco (10/18):** Started on the defensive line...recorded one assisted tackle...**at Washington (10/11):** Started on the defensive line... finished with a seaon-high six tackles, all assisted...**vs. New York Giants (10/4):** Started on the defensive line...finished with two solo tackles...added his second sack of the season, the 25th of his career...**at Buffalo (9/27):** Played 40 defensive snaps (65 percent)...recorded three total tackles (two solo)...**at Philadelphia (9/20):** Started along the defensive line...recorded two solo tackles...**vs. Dallas (9/13):** Started on the defensive line...recorded two solo tackles and posted his first sack of the season.

2019 Season: Versatile defensive lineman in his eighth season as a starter for the Rams...led all Rams defensive linemen and finished fourth on the team with 63 tackles during the 2019 season...played in all 16 regular season games for the third-straight season...**at Carolina (9/8):** Started at defensive end and played 49 defensive snaps (73 percent)...collected two solo tackles on the day...**vs. New Orleans (9/15):** Started at defensive end and played 52 defensive snaps (80 percent)...recorded three tackles (one solo)...posted his first sack of the 2019 season, the 21st of his career...**at Cleveland (9/22):** Started at defensive end...tied for the second-most tackles on the team with six stops (four solo)...**vs. Tampa Bay (9/29):** Started at defensive end... registered four tackles (one solo)...added his first pass defensed of the season...**at Seattle (10/3):** Started at defensive end... posted six tackles (three solo)...**vs. San Francisco (10/13):** Started at defensive end...registered four tackles (one solo)... added one QB hit...**at Atlanta (10/20):** Started at defensive end... recorded three solo tackles...added one QB hit...**vs. Cincinnati (10/27):** Started at defensive end...recorded five tackles (four solo)...added 0.5 sack...**at Pittsburgh (11/10):** Started at defensive end...recorded three tackles (two solo)...**vs. Chicago (11/17):** Started at defensive end...recorded his 500th career tackle...posted five tackles (two solo)...**vs. Baltimore (11/25):** Started at defensive end...led all defensive linemen with eight tackles (four solo)...added 1.0 sack, bringing his season total to 2.5...**at Arizona (12/1):** Started at defensive end...recorded two tackles (one solo)...added 0.5 sack, bringing his season total to 3.0...**vs. Seattle (12/8):** Started at defensive end...recorded two solo tackles...**at Dallas (12/15):** Started at defensive end... posted five tackles (four solo)...added one tackle for loss...**at San Francisco (12/21):** Started at defensive end...recorded two solo tackles...**vs. Arizona (12/29):** Started at defensive end...recorded two assisted tackles.

2018 Season: Started all 16 games at defensive line... played in his 100th-career game in Week 9 and started his 100th-career game in Week 11...finished third among Rams defensive linemen with 54 tackles...recorded 1.0 sack and four quarterback hits...**at Oakland (9/10):** Started and recorded five tackles (four solo), tallied the Rams first sack of the 2018 season...**vs. Chargers (9/23):** Started and recorded two tackles (one solo)...**vs. Minnesota (9/27):** Started and recorded three tackles (one solo)...**at Seattle (10/7):** Started and recorded four tackles (one solo)...**at Denver (10/14):** Started at defensive end... led all defensive linemen with five tackles (four solo)...**at San Francisco (10/21):** Started at defensive end...finished with five tackles (four solo)...added two tackles for loss and one QB hit... **vs. Green Bay (10/28):** Started at defensive end...tallied two solo tackles, including one tackle for loss...**at New Orleans (11/4):** Started at defensive end, his 100th-career game played...led all defensive linemen with five tackles (four solo)...**vs. Seattle (11/11):** Started at defensive end...recorded three solo tackles... **vs. Kansas City (11/19):** Started his 100th game...posted two tackles (one solo)...**at Detroit (12/2):** Started at defensive end... posted one solo tackle...added one QB hit...**at Chicago (12/9):** Started at defensive end...recorded six tackles (four solo)...**vs. Philadelphia (12/16):** Started at defensive end and played 48 defensive snaps...recorded five tackles (two solo)... **vs. Arizona (12/23):** Started at defensive end...recorded one solo tackle...**vs. San Francisco (12/30):** Started at defensive end...recorded four assisted tackles and one quarterback hit...**Divisional Round vs. Dallas (1/12/19):** Started at defensive end...posted two assisted tackles...**Championship Round at New Orleans (1/20/19):** Started at defensive end...recorded four tackles (two solo)...added one pass defensed, a tipped ball on the first play from scrimmage in the overtime period...**Super Bowl LIII (2/3/19):** Started at defensive end...recorded seven tackles, including five solo stops.

2017 Season: Started 15-of-16 regular season games, finished fifth on the team with 65 tackles...recorded 4.5 sacks, the second-most in a season in his career...**vs. Indianapolis (9/10):** Led the team in tackles with six (three solo), including one tackle for loss...also notched one hit on the quarterback...**at Dallas (10/1):** Recorded five tackles (three solo), including one for loss...tallied 1.0 sack, two quarterback hits and two passes defensed...**at Jacksonville (10/16):** Collected five tackles (four solo), including one for loss...added 1.0 sack and one hit of the quarterback...**vs. Houston (11/12):** Registered four tackles (two solo), including one for loss...tallied 1.0 sack, a pass defensed and a hit on the quarterback...**at Arizona (12/3):** Made five tackles (three solo)... also blocked a field goal attempt...**vs. Philadelphia (12/10):** Started at defensive tackle...tallied three tackles (two solo), including one for a loss...notched 1.0 sack and one quarterback hit...**Wild Card vs. Atlanta (1/6/18):** Made first career postseason started at defensive tackle...registered one tackle and 0.5 sack.

2016 Season: Started all 14 games he played, finished third among Rams defensive linemen with 58 tackles...**at San Francisco (9/12):** Recorded seven total tackles (two solo)...**at New Orleans (11/27):** Led the defensive line with six tackles (four solo)...also added two quarterback hits.

2015 Season: Started 16 games at defensive tackle...tallied 74 tackles (44 solo), 3.0 sacks, 18 quarterback pressures and six quarterback hits on the season... **vs. Seattle (9/13):** Established a new career-high in tackles with 13, good for the team lead in tackles...**vs. Cleveland (10/25):** Recorded four tackles (three solo)...**vs. San Francisco (11/1):** Sacked 49ers QB Colin Kaepernick for a 3-yard loss, his second sack of the season... registered six tackles (four solo)...**vs. Detroit (12/13):** Sacked QB Matt Stafford for an eight-yard loss...marked his third sack of the season and 14.5 career...also credited with two assisted tackles, two quarterback pressures and one hit on the quarterback.

2014 Season: Started 16 games...finished the season with 73 tackles (31 solo), two sacks and 14 quarterback pressures...**at San Francisco (11/2):** Tallied five tackles (four solo) and 1.0 sack, his first of the season...**at San Diego (11/23):** Tallied five tackles (two solo) and 1.0 sack...**at Seattle (12/28):** Posted a season-high 10 tackles (three solo).

2013 Season: Started 16 games at defensive tackle...led all Rams defensive linemen with 75 tackles...finished with a career-high 5.5 sacks on the year...**vs. Jacksonville (10/6):** Sacked Jaguars QB Blaine Gabbert for a 4-yard loss...marked his first sack of the season...tallied four tackles (two solo)...also caused one fumble...**at Houston (10/13):** Recorded 2.0 sacks on Texans QB Matt Schaub...marked second-consecutive game with a sack, pushes his season total to 3.5 and career to 7.5...added seven solo tackles, including three for loss...**vs. Seattle (10/28):** Tallied six tackles (one solo)...part of a defensive line that helped limit the Seahawks to just 44 rushing yards...**vs. Chicago (11/24):** Recorded two tackles (one solo)...also forced one fumble and had two quarterback pressures...**at San Francisco (12/1):** Sacked 49ers QB Colin Kaepernick...added a second sack on Kaepernick to give him four career multiple sack games...added seven tackles (two solo)...**vs. New Orleans (12/15):** Batted down a Saints K Garrett Hartley 36-yard field goal attempt...recorded six tackles (four solo) and one hit on the quarterback...**at Seattle (12/29):** Posted a season-high 10 tackles (eight solo), including two for loss.

2012 Season: Named to Pro Football Weekly's All-Rookie Team...led all Rams defensive linemen in tackles (63) despite missing three games...also had 4.0 sacks and 13 quarterback pressures during rookie season...**vs. Seattle (9/30):** Saw his first NFL action, starting at defensive tackle...recorded two assisted tackles...**vs. Green Bay (10/21):** Started at defensive tackle... sacked Packers' QB Aaron Rodgers for a loss of four yards, his first career sack...notched a season-high seven tackles (four solo)...**at San Francisco (11/11):** Started at defensive tackle... split a sack on 49ers QB Alex Smith with DE Robert Quinn for a two-yard loss...notched a solo sack on Smith to give him 1.5 on the day and 2.5 on the season...also made five tackles (three solo), one quarterback pressure and one hit on the quarterback... **vs. San Francisco (12/2):** Started at defensive tackle...notched a season-high among Rams defensive linemen in tackles with 11 (five solo), including one for loss...**at Buffalo (12/9):** Started at right defensive tackle...split a sack on Buffalo QB Ryan Fitzpatrick on the first drive of the game...tallied a solo sack for a loss of six yards to push his season total to 4.0...forced a RB Fred Jackson fumble, which was recovered by LB James Laurinaitis and returned four yards...marks the first forced fumble of his career... also made six tackles (five solo), including one for loss...added two quarterback pressures and two quarterback hits...**at Tampa Bay (12/23):** Started at defensive tackle...tallied five tackles (one solo)...tipped one pass that was intercepted by DE Eugene Sims.

College: Earned *Associated Press* second-team All-Southeastern Conference honors...in two seasons at Louisiana State, Brockers appeared in 27 games, starting 15 contests at defensive tackle… credited with 79 tackles (34 solo), two sacks (16 yards), 11 tackles for loss (33 yards) and five quarterback pressures…caused two fumbles, blocked one kick, intercepted one pass and deflected three others.

Personal: Attended Chavez High School in Houston, Texas, playing football for Lobos head coach Mike Jackson…a dominating defensive end that was considered among the top prospects in the state of Texas for the Class of 2009…was rated the 10th defensive end in the country and 23rd prospect in the state of Texas by Rivals.com…Scout.com regarded him as the nation's 16th defensive end, with both recruiting services giving him a four-star rating…added Super Prep All-American honors while leading the Lobos to the first round of the Texas Class 5A state playoffs in 2008, as he also earned First-Team All-Region and All-State honors as a senior…had previously established himself as one of the state's up-and-coming defenders after finishing his junior season with 59 tackles and 10.0 sacks in 2007…blocked one punt and one field goal...general studies major…one-of-five children of Tiffany Brockers…born Michael Seth Brockers in Houston, Texas...participated in numerous community events, including the Make-A-Wish Celebrity Server dinner, Motion for Kids Holiday Party Chair, Defensive Line Paintball Tournament to benefit St. Patrick Center and the All-Community Team Ticket program - Brockers' Show Stoppers...married to Faith, they have three children.

Michael Brockers, NFL Statistics

Regular Season

Year	Team	Tackles G/S	Total	Solo	Asst.	Sacks	Yards	Interceptions Int.	Yards	Long	TD	PD	Fumbles FF	FR	Yards
2012	St. Louis Rams	13/12	63	31	32	4.0	18.5	0	0	0	0	2	1	0	0
2013	St. Louis Rams	16/16	75	40	35	5.5	24.0	0	0	0	0	0	2	0	0
2014	St. Louis Rams	16/16	73	31	42	2.0	8.0	0	0	0	0	0	0	1	0
2015	St. Louis Rams	16/16	74	44	30	3.0	14.0	0	0	0	0	0	0	0	0
2016	Los Angeles Rams	14/14	58	33	25	0.0	0.0	0	0	0	0	3	1	0	0
2017	Los Angeles Rams	16/15	65	41	24	4.5	18.0	0	0	0	0	4	0	0	0
2018	Los Angeles Rams	16/16	54	33	21	1.0	3.0	0	0	0	0	0	0	0	0
2019	Los Angeles Rams	16/16	63	34	29	3.0	20.5	0	0	0	0	1	0	0	0
2020	Los Angeles Rams	12/12	38	15	23	3.0	24.0	0	0	0	0	0	0	0	0
Totals		**135/133**	**563**	**302**	**261**	**26.0**	**124.0**	**0**	**0**	**0**	**0**	**10**	**4**	**1**	**0**

Postseason

Year	Team	Tackles G/S	Total	Solo	Asst.	Sacks	Yards	Interceptions Int.	Yards	Long	TD	PD	Fumbles FF	FR	Yards
2017	Los Angeles Rams	1/1	1	0	1	0.5	3.5	0	0	0	0	0	0	0	0
2018	Los Angeles Rams	3/3	13	7	6	0.0	0.0	0	0	0	0	1	0	0	0
Totals		**4/4**	**14**	**7**	**7**	**0.5**	**3.5**	**0**	**0**	**0**	**0**	**1**	**0**	**0**	**0**

Additional Career Statistics: Blocked a field goal attempt at AZ (12/3/17), blocked a field goal attempt vs. NO (12/15/13).

Regular Season Single Game Career Highs:
Total Tackles – 13, vs. Seattle (9/13/15)
Solo Tackles – 9, at Washington (9/20/15)
Sacks – 2.0, two times, last at San Francisco (12/1/13)

Postseason Single Game Career Highs:
Tackles – 7, vs. New England (2/3/19, Super Bowl LIII)
Sacks – 0.5, vs. Atlanta (1/6/18, NFC Wild Card)

Michael Brockers, Game-By-Game

2020 Los Angeles Rams

Game	W/L	P/S	T	S	A	Sk	Yds	Int	Yds	Lg	TD	PD	FF	FR	Yds
Dal 9/13	W	1/1	2	2	0	1.0	8.0	0	0	0	0	0	0	0	0
at Phi 9/20	W	1/1	3	1	2	0.0	0.0	0	0	0	0	0	0	0	0
at Buf 9/27	L	1/1	3	2	1	0.0	0.0	0	0	0	0	0	0	0	0
NYG 10/4	W	1/1	2	2	0	1.0	6.0	0	0	0	0	0	0	0	0
at Was 10/11	W	1/1	6	0	6	0.0	0.0	0	0	0	0	0	0	0	0
at SF 10/18	L	1/1	1	0	1	0.0	0.0	0	0	0	0	0	0	0	0
Chi 10/26	W	1/1	7	3	4	0.0	0.0	0	0	0	0	0	0	0	0
at Mia 11/1	L	1/1	1	0	1	0.0	0.0	0	0	0	0	0	0	0	0
Sea 11/15	W	1/1	2	2	0	1.0	10.0	0	0	0	0	0	0	0	0
at TB 11/23	W	1/1	6	2	4	0.0	0.0	0	0	0	0	0	0	0	0
SF 11/29	L	1/1	4	1	3	0.0	0.0	0	0	0	0	0	0	0	0
at Ari 12/6	W	1/1	1	0	1	0.0	0.0	0	0	0	0	0	0	0	0
NE 12/10	-	0/0	0	0	0	0.0	0.0	0	0	0	0	0	0	0	0
NYJ 12/19	-	0/0	0	0	0	0.0	0.0	0	0	0	0	0	0	0	0
at Sea 12/27	-	0/0	0	0	0	0.0	0.0	0	0	0	0	0	0	0	0
Ari 1/3/21	-	0/0	0	0	2	0.0	0.0	0	0	0	0	0	0	0	0
Totals	**8-4**	**12/12**	**38**	**15**	**23**	**3.0**	**24.0**	**0**	**0**	**0**	**0**	**0**	**0**	**0**	**0**

2018 Los Angeles Rams

Game	W/L	P/S	T	S	A	Sk	Yds	Int	Yds	Lg	TD	PD	FF	FR	Yds
at Oak 9/10	W	1/1	5	4	1	1.0	3.0	0	0	0	0	0	0	0	0
Ari 9/16	W	1/1	2	0	2	0.0	0.0	0	0	0	0	0	0	0	0
LAC 9/23	W	1/1	1	1	0	0.0	0.0	0	0	0	0	0	0	0	0
Min 9/27	W	1/1	3	1	2	0.0	0.0	0	0	0	0	0	0	0	0
at Sea 10/7	W	1/1	4	1	3	0.0	0.0	0	0	0	0	0	0	0	0
at Den10/14	W	1/1	5	4	1	0.0	0.0	0	0	0	0	0	0	0	0
at SF 10/21	W	1/1	5	4	1	0.0	0.0	0	0	0	0	0	0	0	0
GB 10/28	W	1/1	2	2	0	0.0	0.0	0	0	0	0	0	0	0	0
at NO 11/4	L	1/1	5	4	1	0.0	0.0	0	0	0	0	0	0	0	0
Sea 11/11	W	1/1	3	3	0	0.0	0.0	0	0	0	0	0	0	0	0
KC 11/19	W	1/1	2	1	1	0.0	0.0	0	0	0	0	0	0	0	0
at Det 12/2	W	1/1	1	1	0	0.0	0.0	0	0	0	0	0	0	0	0
at Chi 12/9	L	1/1	6	4	2	0.0	0.0	0	0	0	0	0	0	0	0
Phi 12/16	L	1/1	5	2	3	0.0	0.0	0	0	0	0	0	0	0	0
at Ari 12/23	W	1/1	1	1	0	0.0	0.0	0	0	0	0	0	0	0	0
SF 12/30	W	1/1	4	0	4	0.0	0.0	0	0	0	0	0	0	0	0
Totals	**13-3**	**16/16**	**54**	**33**	**21**	**1.0**	**3.0**	**0**	**0**	**0**	**0**	**0**	**0**	**0**	**0**

2018 Postseason

Dal 1/12/19 *	W	1/1	2	0	2	0.0	0.0	0	0	0	0	0	0	0	0
at NO 1/20/19 ^	W	1/1	4	2	2	0.0	0.0	0	0	0	0	1	0	0	0
NE 2/3/19 !	L	1/1	7	5	2	0.0	0.0	0	0	0	0	0	0	0	0
Totals	**2-1**	**3/3**	**13**	**7**	**6**	**0.0**	**0.0**	**0**	**0**	**0**	**0**	**1**	**0**	**0**	**0**

* Denotes NFC Divisional Playoff Game, ^ Denotes NFC Championship, ! Denotes Super Bowl LIII

2019 Los Angeles Rams

Game	W/L	P/S	T	S	A	Sk	Yds	Int	Yds	Lg	TD	PD	FF	FR	Yds
at Car 9/8	W	1/1	2	2	0	0.0	0.0	0	0	0	0	0	0	0	0
NO 9/15	W	1/1	3	1	2	1.0	11.0	0	0	0	0	0	0	0	0
at Cle 9/22	W	1/1	6	3	3	0.0	0.0	0	0	0	0	0	0	0	0
TB 9/29	L	1/1	4	1	3	0.0	0.0	0	0	0	0	1	0	0	0
at Sea 10/3	L	1/1	6	3	3	0.0	0.0	0	0	0	0	0	0	0	0
SF 10/13	L	1/1	5	1	4	0.0	0.0	0	0	0	0	0	0	0	0
at Atl 10/20	W	1/1	3	3	0	0.0	0.0	0	0	0	0	0	0	0	0
Cin 10/27	W	1/1	5	4	1	0.5	4.5	0	0	0	0	0	0	0	0
at Pit 11/10	L	1/1	3	1	2	0.0	0.0	0	0	0	0	0	0	0	0
Chi 11/17	W	1/1	5	2	3	0.0	0.0	0	0	0	0	0	0	0	0
Bal 11/25	L	1/1	8	4	4	1.0	4.0	0	0	0	0	0	0	0	0
at Ari 12/1	W	1/1	2	1	1	0.5	1.0	0	0	0	0	0	0	0	0
Sea 12/8	W	1/1	2	2	0	0.0	0.0	0	0	0	0	0	0	0	0
at Dal 12/15	L	1/1	4	4	0	0.0	0.0	0	0	0	0	0	0	0	0
at SF 12/21	L	1/1	2	2	0	0.0	0.0	0	0	0	0	0	0	0	0
Ari 12/29	W	1/1	2	0	2	0.0	0.0	0	0	0	0	0	0	0	0
Totals	**9-7**	**16/16**	**63**	**34**	**29**	**3.0**	**20.5**	**0**	**0**	**0**	**0**	**1**	**0**	**0**	**0**

2017 Los Angeles Rams

Game	W/L	P/S	T	S	A	Sk	Yds	Int	Yds	Lg	TD	PD	FF	FR	Yds
Ind 9/10	W	1/1	6	3	3	0.0	0.0	0	0	0	0	0	0	0	0
Was 9/17	L	1/1	4	4	0	0.0	0.0	0	0	0	0	0	0	0	0
at SF 9/21	W	1/1	6	6	0	0.0	0.0	0	0	0	0	0	0	0	0
at Dal 10/1	W	1/1	5	3	2	1.0	1.0	0	0	0	0	2	0	0	0
Sea 10/8	L	1/1	4	2	2	0.0	0.0	0	0	0	0	0	0	0	0
at Jax 10/15	W	1/1	5	4	1	1.0	5.0	0	0	0	0	0	0	0	0
Ari 10/22	W	1/1	5	3	2	0.0	0.0	0	0	0	0	0	0	0	0
at NYG 11/5	W	1/1	5	4	1	0.0	0.0	0	0	0	0	0	0	0	0
Hou 11/12	W	1/1	4	2	2	1.0	3.0	0	0	0	0	1	0	0	0
at Min 11/19	L	1/1	4	2	2	0.0	0.0	0	0	0	0	0	0	0	0
NO 11/26	W	1/1	4	2	2	0.0	0.0	0	0	0	0	0	0	0	0
at Ari 12/3	W	1/1	5	3	2	0.0	0.0	0	0	0	0	0	0	0	0
Phi 12/10	L	1/1	3	2	1	1.0	7.0	0	0	0	0	0	0	0	0
at Sea 12/17	W	1/1	1	0	1	0.5	2.0	0	0	0	0	0	0	0	0
at Ten 12/24	W	1/1	4	1	3	0.0	0.0	0	0	0	0	1	0	0	0
SF 12/31	L	1/0	0	0	0	0.0	0.0	0	0	0	0	0	0	0	0
Totals	**11-5**	**16/15**	**65**	**41**	**24**	**4.5**	**18.0**	**0**	**0**	**0**	**0**	**4**	**0**	**0**	**0**

2017 Postseason

Atl 1/6/18*	L	1/1	1	0	1	0.5	3.5	0	0	0	0	0	0	0	0
Totals	**0-1**	**1/1**	**1**	**0**	**1**	**0.5**	**3.5**	**0**	**0**	**0**	**0**	**0**	**0**	**0**	**0**

* Denotes NFC Wild Card Playoff Game

Michael Brockers, Game-By-Game

2016 Los Angeles Rams

Game	W/L	P/S	T	S	A	Sk	Yds	Int	Yds	Lg	TD	PD	FF	FR	Yds
at SF 9/12	L	1/1	7	2	5	0.0	0.0	0	0	0	0	0	0	0	0
Sea 9/18	W	1/1	2	1	1	0.0	0.0	0	0	0	0	0	0	0	0
at TB 9/25	W	1/1	5	3	2	0.0	0.0	0	0	0	0	0	0	0	0
at Ari 10/2	W	1/1	5	3	2	0.0	0.0	0	0	0	0	0	0	0	0
Buf 10/9	L							Inactive							
at Det 10/16	L	1/1	3	2	1	0.0	0.0	0	0	0	0	1	0	0	0
NYG 10/23	L							Inactive							
Car 11/6	L	1/1	1	0	1	0.0	0.0	0	0	0	0	0	0	0	0
at NYJ 11/13	W	1/1	3	1	2	0.0	0.0	0	0	0	0	0	0	0	0
Mia 11/20	L	1/1	5	3	2	0.0	0.0	0	0	0	0	0	0	0	0
at NO 11/27	L	1/1	6	4	2	0.0	0.0	0	0	0	0	0	0	0	0
at NE 12/4	L	1/1	6	5	1	0.0	0.0	0	0	0	0	1	0	0	0
Atl 12/11	L	1/1	4	3	1	0.0	0.0	0	0	0	0	1	0	0	0
at Sea 12/15	L	1/1	3	1	2	0.0	0.0	0	0	0	0	0	0	0	0
SF 12/24	L	1/1	5	3	2	0.0	0.0	0	0	0	0	0	1	0	0
Ari 1/1/17	L	1/1	3	2	1	0.0	0.0	0	0	-	0	0	0	0	0
Totals	**4-12**	**14/14**	**58**	**33**	**25**	**0.0**	**0.0**	**0**	**0**	**0**	**0**	**3**	**1**	**0**	**0**

2014 St. Louis Rams

Game	W/L	P/S	T	S	A	Sk	Yds	Int	Yds	Lg	TD	PD	FF	FR	Yds
Min 9/7	L	1/1	3	2	1	0.0	0.0	0	0	0	0	0	0	0	0
at TB 9/14	W	1/1	1	0	1	0.0	0.0	0	0	0	0	0	0	0	0
Dal 9/21	L	1/1	6	4	2	0.0	0.0	0	0	0	0	0	0	0	0
Phi 10/5	L	1/1	1	0	1	0.0	0.0	0	0	0	0	0	0	1	0
SF 10/13	L	1/1	4	3	1	0.0	0.0	0	0	0	0	0	0	0	0
Sea 10/19	W	1/1	4	0	4	0.0	0.0	0	0	0	0	0	0	0	0
at KC 10/26	L	1/1	3	2	1	0.0	0.0	0	0	0	0	0	0	0	0
at SF 11/2	W	1/1	5	4	1	1.0	4.0	0	0	0	0	0	0	0	0
at Ari 11/9	L	1/1	2	0	2	0.0	0.0	0	0	0	0	0	0	0	0
Den 11/16	W	1/1	2	1	1	0.0	0.0	0	0	0	0	0	0	0	0
at SD 11/23	L	1/1	5	2	3	1.0	4.0	0	0	0	0	0	0	0	0
Oak 11/30	W	1/1	8	6	2	0.0	0.0	0	0	0	0	0	0	0	0
at Was 12/7	W	1/1	2	0	2	0.0	0.0	0	0	0	0	0	0	0	0
Ari 12/11	L	1/1	8	2	6	0.0	0.0	0	0	0	0	0	0	0	0
NYG 12/21	L	1/1	9	2	7	0.0	0.0	0	0	0	0	0	0	0	0
at Sea 12/28	L	1/1	10	3	7	0.0	0.0	0	0	0	0	0	0	0	0
Totals	**6-10**	**16/16**	**73**	**31**	**42**	**2.0**	**8.0**	**0**	**0**	**0**	**0**	**0**	**0**	**1**	**0**

2012 St. Louis Rams

Game	W/L	P/S	T	S	A	Sk	Yds	Int	Yds	Lg	TD	PD	FF	FR	Yds
at Det 9/9	L							Inactive							
Was 9/16	W							Inactive							
at Chi 9/23	L							Inactive							
Sea 9/30	W	1/1	2	0	2	0.0	0	0	0	0	0	0	0	0	0
Ari 10/4	W	1/1	2	2	0	0.0	0	0	0	0	0	0	0	0	0
at Mia 10/14	L	1/1	1	0	1	0.0	0	0	0	0	0	0	0	0	0
GB 10/21	L	1/1	7	4	3	1.0	4	0	0	0	0	0	0	0	0
NE 10/28	L	1/0	2	0	2	0.0	0	0	0	0	0	1	0	0	0
at SF 11/11	T	1/1	5	3	2	1.5	8	0	0	0	0	0	0	0	0
NYJ 11/18	L	1/1	6	4	2	0.0	0	0	0	0	0	0	0	0	0
at Ari 11/25	W	1/1	6	3	3	0.0	0	0	0	0	0	0	0	0	0
SF 12/2	W	1/1	11	5	6	0.0	0	0	0	0	0	0	0	0	0
at Buf 12/9	W	1/1	6	5	1	1.5	6.5	0	0	0	0	0	1	0	0
Min 12/16	L	1/1	7	2	5	0.0	0	0	0	0	0	0	0	0	0
at TB 12/23	W	1/1	5	1	4	0.0	0	0	0	0	0	1	0	0	0
at Sea 12/30	L	1/1	3	2	1	0.0	0	0	0	0	0	0	0	0	0
Totals	**7-8-1**	**13/12**	**63**	**31**	**32**	**4.0**	**18.5**	**0**	**0**	**0**	**0**	**2**	**1**	**0**	**0**

2015 St. Louis Rams

Game	W/L	P/S	T	S	A	Sk	Yds	Int	Yds	Lg	TD	PD	FF	FR	Yds
Sea 9/13	W	1/1	13	6	7	0.0	0.0	0	0	0	0	0	0	0	0
at Was 9/20	L	1/1	9	6	3	0.0	0.0	0	0	0	0	0	0	0	0
Pit 9/27	L	1/1	5	4	1	0.0	0.0	0	0	0	0	0	0	0	0
at Ari 10/4	W	1/1	2	0	2	0.0	0.0	0	0	0	0	0	0	0	0
at GB 10/11	L	1/1	5	3	2	1.0	3.0	0	0	0	0	0	0	0	0
Cle 10/25	W	1/1	4	3	1	0.0	0.0	0	0	0	0	0	0	0	0
SF 11/1	W	1/1	6	4	2	1.0	3.0	0	0	0	0	0	0	0	0
at Min 11/8	L	1/1	4	4	0	0.0	0.0	0	0	0	0	0	0	0	0
Chi 11/15	L	1/1	4	3	1	0.0	0.0	0	0	0	0	0	0	0	0
at Bal 11/22	L	1/1	7	4	3	0.0	0.0	0	0	0	0	0	0	0	0
at Cin 11/29	L	1/1	3	3	0	0.0	0.0	0	0	0	0	0	0	0	0
Ari 12/6	L	1/1	3	0	3	0.0	0.0	0	0	0	0	0	0	0	0
Det 12/13	W	1/1	2	0	2	1.0	8.0	0	0	0	0	0	0	0	0
TB 12/17	W	1/1	3	2	1	0.0	0.0	0	0	0	0	0	0	0	0
at Sea 12/27	W	1/1	3	1	2	0.0	0.0	0	0	0	0	0	0	0	0
at SF 1/3/16	L	1/1	1	1	0	0.0	0.0	0	0	0	0	0	0	0	0
Totals	**7-9**	**16/16**	**74**	**44**	**30**	**3.0**	**14.0**	**0**	**0**	**0**	**0**	**0**	**0**	**0**	**0**

2013 St. Louis Rams

Game	W/L	P/S	T	S	A	Sk	Yds	Int	Yds	Lg	TD	PD	FF	FR	Yds
Ari 9/8	W	1/1	4	3	1	0.0	0.0	0	0	0	0	0	0	0	0
at Atl 9/15	L	1/1	1	1	0	0.0	0.0	0	0	0	0	0	0	0	0
at Dal 9/22	L	1/1	5	2	3	0.0	0.0	0	0	0	0	0	0	0	0
SF 9/26	L	1/1	3	2	1	0.5	4.0	0	0	0	0	0	0	0	0
Jax 10/6	W	1/1	4	2	2	1.0	3.0	0	0	0	0	0	1	0	0
at Hou 10/13	W	1/1	7	7	0	2.0	4.0	0	0	0	0	0	0	0	0
at Car 10/20	L	1/1	2	0	2	0.0	0.0	0	0	0	0	0	0	0	0
Sea 10/28	L	1/1	6	1	5	0.0	0.0	0	0	0	0	0	0	0	0
Ten 11/3	L	1/1	5	4	1	0.0	0.0	0	0	0	0	0	0	0	0
at Ind 11/10	W	1/1	4	1	3	0.0	0.0	0	0	0	0	0	0	0	0
Chi 11/24	W	1/1	2	1	1	0.0	0.0	0	0	0	0	0	1	0	0
at SF 12/1	L	1/1	7	2	5	2.0	13.0	0	0	0	0	0	0	0	0
at Ari 12/8	L	1/1	6	2	4	0.0	0.0	0	0	0	0	0	0	0	0
NO 12/15	W	1/1	6	4	2	0.0	0.0	0	0	0	0	0	0	0	0
TB 12/22	W	1/1	3	0	3	0.0	0.0	0	0	0	0	0	0	0	0
at Sea 12/29	L	1/0	10	8	2	0.0	0.0	0	0	0	0	0	0	0	0
Totals	**7-9**	**16/16**	**75**	**40**	**35**	**5.5**	**24.0**	**0**	**0**	**0**	**0**	**0**	**2**	**0**	**0**

34 Malcolm Brown

Running Back • Texas • Cibolo, Texas

Ht./Wt.: 5-11/222
NFL Exp.: 5 (6th Rams)
GP/GS, (Playoffs): 66/2, (1/0)
Birth Date: 5/15/1993
Acquired: UDFA-'15

Transactions: Signed to the Rams active roster (12/31/15)... added to the practice squad (9/6/15), after being released (9/5/15)...originally joined the team as an undrafted free agent (5/8/15)

Pro: Fifth-year pro has played in 66 regular season games with two starts and played one playoff game...earned his first career start and set career-highs in every rushing category in 2019 while also playing a prominent role on special teams.

2020 Season: A leader of the team, returns for his sixth season with the Los Angeles Rams...**at Arizona (12/6):** Rushed the ball three times...caught one pass for 30 yards...**vs. San Francisco (11/29):** Rushed three times for four yards...caught two passes for 15 yards...**at Tampa Bay (11/23):** Led the team with 20 yards rushing on three attempts...caught one pass for seven yards...**vs. Seattle (11/15):** Carried the ball six times for 33 yards...recorded two rushing touchdowns...caught two passes for 18 yards...**at Miami (11/1):** Rushed the ball 10 times for 40 yards...caught two passes for 17 yards...**vs. Chicago (10/26):** Posted 57 rushing yards on 10 carries...added one rushing touchdown...**at San Francisco (10/18):** Played 27 offensive snaps...recorded three receptions for 18 yards...**at Washington (10/11):** Carried the ball eight times for 30 yards...**vs. New York Giants (10/4):** Led the team with nine rushing attempts for 37 yards...averaged 4.1 yards per rush...added five receptions for 19 yards...**at Buffalo (9/27):** Played 34 offensive snaps (49 percent)...rushed seven times for 19 yards...**at Philadelphia (9/20):** Carried the ball 11 times for 47 yards (4.3 yards/rush)...played 37 offensive snaps (54 percent)...**vs. Dallas (9/13):** Scored the first touchdown at SoFi Stadium...finished with two rushing touchdowns...carried the ball 18 times for 79 yards...added 3 receptions for 31 yards.

2019 Season: Re-signed with the Rams in the 2019 offseason as a primary backup for RB Todd Gurley II...played in 14 games and set single-season highs in rushing attempts (69), rushing yards (255) and rushing touchdowns (five)...**at Carolina (9/8):** Posted 53-yards rushing on 11 carries, the fourth-best single-game rushing total of his career...recorded his first mult-touchdown game of his career...played 21 offensive snaps (27 percent) and nine special teams plays (26 percent)...**vs. New Orleans (9/15):** Played 25 offensive snaps (36 percent)...recorded 37 rushing yards on six attempts (6.2 yards/rush)...added one reception for 10 yards...**at Cleveland (9/22):** Played 17 offensive snaps... recorded three rushing attempts for seven yards...**vs. Tampa Bay (9/29):** Carried the ball five times for 14 yards...**at Seattle (10/3):** Rushed one time three yards...played three offensive played (four percent) and 17 (55 percent) of the special teams plays...added one tackle on special teams...**vs. San Francisco (10/13):** Started at running back...rushed 11 times for 40 yards... **at Atlanta (10/20):** Declared inactive...**vs. Cincinnati (10/27):** Declared inactive...**at Pittsburgh (11/10):** Played 12 offensive snaps and 12 special teams plays...rushed the ball five times for 10 total yards...**vs. Chicago (11/17):** Carried the ball five times for 15 yards...recorded a 5-yard touchdown run, his third score of the season...**vs. Baltimore (11/25):** Rushed the ball one time for no gain...played two offensive snaps and 18 special teams plays...**at Arizona (12/1):** Rushed six times for 30 yards...played 18 offensive snaps and nine special teams plays...**vs. Seattle (12/8):** Carried the ball five times for 21 yards...posted his fourth rushing touchdown of the season, the fifth of his career...**at Dallas (12/15):** Played three offensive snaps and 17 special teams snaps...did not record any stats...**at San Francisco (12/21):** Played 14 offensive snaps (20 percent) and 21 special teams plays (60 percent)...rushed the ball once for a -1-yard total...**vs. Arizona (12/29):** Played 26 offensive snaps (32 percent) and 10 special teams plays (34 percent)...rushed the ball nine times for 26 yards and a touchdown...caught one pass for six yards.

2018 Season: at Oakland (9/10): Saw action at running back and on special teams...rushed once for five yards...caught two passes for nine yards...**vs. Arizona (9/16):** Saw action at running back and on special teams...led the team with 46 rushing yards on 12 carries...caught one pass on a successful two-point conversion...**vs. Chargers (9/23):** Saw action at running back and special teams...carried the ball five times for 42 yards (8.4 yards/rush)...**vs. Minnesota (9/27):** Played on offense and special teams, did not record any stats...**at Seattle (10/7):** Played 14 special teams snaps...**at Denver (10/14):** Posted five rushing attempts for 24 yards...averaged 4.8 yards per rush...played 15 special teams plays...**at San Francisco (10/21):** Played on offense and special teams...led the team with a career-high 65 yards rushing...averaged 5.0 yards per carry...**vs. Green Bay (10/28):** Played on offense and special teams...recorded one rush for seven yards...**at New Orleans (11/4):** Played six offensive snaps and 10 special teams snaps...caught one pass for 18 yards and a touchdown, marked his first-career receiving touchdown... **vs. Seattle (11/11):** Appeared on offense and special teams... recorded one reception for 10 yards...**vs. Kansas City (11/19):** Played 14 offensive snaps and 15 special teams snaps...rushed four times for 15 yards...**at Detroit (12/2):** Rushed twice for a total of eight yards...**at Chicago (12/9):** Declared inactive.

2017 Season: Played in 11 regular season games and made one start...finished the season setting career-highs in carries (63), rushing yards (246), receptions (nine) and receiving yards (53)... **vs. Indianapolis (9/10):** Saw action on offense and special teams...recorded his first career touchdown on a three-yard rush... **at Jacksonville (10/16):** Saw action at running back and on special teams...registered 17 yards on three carries...scooped up a Jaguars' blocked punt at their eight-yard line and ran it in for a touchdown...**vs. Arizona (10/22):** Saw action at running back... rushed for 48 yards on 11 carries...made a seven-yard reception... **at New York Giants (11/5):** Saw action at running back...rushed for a career-high 57 yards on a career-high 15 carries...**at Seattle (12/17):** Saw action at running back...rushed for 45 yards on 10 carries (4.5 avg.)...**vs. San Francisco (12/31):** Made first-career start at running back...had 14 carries for 54 yards...recorded a career-long 20-yard rush...**Wild Card vs. Atlanta (1/6/18):** Saw action at running back and on special teams...recorded 14 rushing yards on two carries.

2016 Season: Played in all 16 games, rushed 18 times for 39 yards...finished with three special teams tackles...**at San Francisco (9/12):** Recorded one rush for five yards and one reception for eight yards...**vs. Buffalo (10/9):** Saw action on

offense and special teams...helped the Rams get into opponent territory with a career-long 26-yard reception in the fourth quarter... **vs. Atlanta (12/11):** Rushed four times for 14 yards, with a 10 yard long...**at Seattle (12/15):** Hauled in one pass for 12 yards while also rushing one time.

2015 Season: Played in one game for the Rams.

College: Played at Texas for four seasons, appearing in 44 games (25 starts). In his four-year career with the Longhorns, Brown tallied 2,678 rushing yards on 630 carries (4.3 yards/rush) with 24 touchdowns. Also recorded 51 receptions resulting in 382 yards (7.5 yards/reception) and three touchdowns. As a true freshman in 2011, rushed for 742 yards and five touchdowns, earning the Big 12's Newcomer of the Year award. As a junior in 2013, Brown's 904 rushing yards and 1,099 all-purpose yards led the Longhorns. Started all 13 games at running back as a senior in 2014, was a second-team All-Big 12 selection.

Personal: Born in Biloxi, Miss., on May 15, 1993...Brown's father, Tommy, played collegiately at Northwest Mississippi JUCO from 1982-84...graduated from Texas with a degree in physical culture and sports in December 2014.

Malcolm Brown, NFL Statistics

Regular Season

			Receiving					Rushing				
Year	**Team**	**G/S**	**No.**	**Yards**	**Avg.**	**Long**	**TD**	**Att.**	**Yards**	**Avg.**	**Long**	**TD**
2015	St. Louis Rams	1/0	1	-2	-2.0	-2	0	4	17	4.3	13	0
2016	Los Angeles Rams	16/0	3	46	15.3	26	0	18	39	2.2	10	0
2017	Los Angeles Rams	11/1	9	53	5.9	16	0	63	246	3.9	20	1
2018	Los Angeles Rams	12/0	5	52	10.4	18t	1	43	212	4.9	19	0
2019	Los Angeles Rams	14/1	2	16	8.0	10	0	69	255	3.7	17	5
2020	Los Angeles Rams	12/0	20	150	7.5	30	0	90	368	4.1	19	5
Totals		**66/2**	**40**	**315**	**7.3**	**30**	**1**	**287**	**1,137**	**4.0**	**20**	**11**

Postseason

			Receiving					Rushing				
Year	**Team**	**G/S**	**No.**	**Yards**	**Avg.**	**Long**	**TD**	**Att.**	**Yards**	**Avg.**	**Long**	**TD**
2017	Los Angeles Rams	1/0	0	0	0.0	0	0	2	14	7.0	11	0
Totals		**1/0**	**0**	**0**	**0.0**	**0**	**0**	**2**	**14**	**7.0**	**11**	**0**

Additional Career Statistics: Returned a blocked punt 8 yards for a touchdown at Jacksonville (10/15/17). Special teams tackles: 2019 (1), 2016 (3).

Regular Season Single Game Career Highs:
Rushes – 15, at New York Giants (11/5/17)
Rush yards – 65, at San Francisco (10/21/18)

Postseason Single Game Career Highs:
Rushes – 2, vs. Atlanta (1/6/18, NFC Wild Card)
Rush yards – 14, vs. Atlanta (1/6/18, NFC Wild Card)

Malcolm Brown, Game-By-Game

2020 Los Angeles Rams

			Receiving					Rushing				
Game	W/L	P/S	No.	Yards	Avg.	Long	TD	Att.	Yards	Avg.	Long	TD
Dal 9/13	W	1/0	3	31	10.3	18	0	18	79	4.4	12	2
at Phi 9/20	W	1/0	0	0	0.0	0	0	11	47	4.3	19	0
at Buf 9/27	L	1/0	0	0	0.0	0	0	7	19	2.7	6	0
NYG 10/4	W	1/0	5	19	3.8	8	0	9	37	4.1	13	0
at Was 10/11	W	1/0	1	-6	-6.0	-6	0	8	30	3.8	12	0
at SF 10/18	L	1/0	3	18	6.0	7	0	0	0	0.0	0	0
Chi 10/26	W	1/0	0	0	0.0	0	0	10	57	5.7	13	1
at Mia 11/1	L	1/0	2	17	8.5	0	0	10	40	10.0	0	0
Sea 11/15	W	1/0	2	18	9.0	11	0	6	33	5.5	13	2
at TB 11/23	W	1/0	1	8	8.0	8	0	3	20	6.7	14	0
SF 11/29	L	1/0	2	15	7.5	11	0	3	4	1.3	2	0
at Ari 12/6	W	1/0	1	30	30.0	30	0	3	-3	-3.0	-1	0
NE 12/10	-	0/0	0	0	0.0	0	0	0	0	0.0	0	0
NYJ 12/19	-	0/0	0	0	0.0	0	0	0	0	0.0	0	0
at Sea 12/27	-	0/0	0	0	0.0	0	0	0	0	0.0	0	0
Ari 1/3/21	-	0/0	0	0	0.0	0	0	0	0	0.0	0	0
Totals	**8-4**	**12/0**	**20**	**150**	**7.5**	**30**	**0**	**90**	**368**	**4.1**	**19**	**5**

2018 Los Angeles Rams

			Receiving					Rushing				
Game	W/L	P/S	No.	Yards	Avg.	Long	TD	Att.	Yards	Avg.	Long	TD
at Oak 9/10	W	1/0	2	18	9.0	9	0	1	5	5.0	5	0
Ari 9/16	W	1/0	0	0	0.0	0	0	12	46	3.8	19	0
LAC 9/23	W	1/0	0	0	0.0	0	0	5	42	8.4	14	0
Min 9/27	W	1/0	0	0	0.0	0	0	0	0	0.0	0	0
at Sea 10/7	W	1/0	0	0	0.0	0	0	0	0	0.0	0	0
at Den 10/14	W	1/0	0	0	0.0	0	0	5	24	4.8	9	0
at SF 10/21	W	1/0	1	6	6.0	0	0	13	65	5.0	10	0
GB 10/28	W	1/0	0	0	0.0	0	0	1	7	7.0	7	0
at NO 11/4	L	1/0	1	18	18.0	18t	1	0	0	0.0	0	0
Sea 11/11	W	1/0	1	10	10.0	10	0	0	0	0.0	0	0
KC 11/19	W	1/0	0	0	0.0	0	0	4	15	3.8	8	0
at Det 12/2	W	1/0	0	0	0.0	0	0	2	8	4.0	7	0
at Chi 12/9	L					Inactive						
Phi 12/16												
at Ari 12/23												
SF 12/30												
Totals	**11-2**	**12/0**	**5**	**52**	**10.4**	**18t**	**1**	**43**	**212**	**4.9**	**19**	**0**

2016 Los Angeles Rams

			Receiving					Rushing				
Game	W/L	P/S	No.	Yards	Avg.	Long	TD	Att.	Yards	Avg.	Long	TD
at SF 9/12	L	1/0	1	8	8.0	8	0	1	5	5.0	5	0
Sea 9/18	W	1/0	0	0	0.0	0	0	0	0	0.0	0	0
at TB 9/25	W	1/0	0	0	0.0	0	0	0	0	0.0	0	0
at Ari 10/2	W	1/0	0	0	0.0	0	0	0	0	0.0	0	0
Buf 10/9	L	1/0	1	26	26.0	26	0	2	2	1.0	2	0
at Det 10/16	L	1/0	0	0	0.0	0	0	0	0	0.0	0	0
NYG 10/23	L	1/0	0	0	0.0	0	0	0	0	0.0	0	0
Car 11/6	L	1/0	0	0	0.0	0	0	1	0	0.0	0	0
at NYJ 11/13	W	1/0	0	0	0.0	0	0	0	0	0.0	0	0
Mia 11/20	L	1/0	0	0	0.0	0	0	0	0	0.0	0	0
at NO 11/27	L	1/0	0	0	0.0	0	0	3	9	3.0	4	0
at NE 12/4	L	1/0	0	0	0.0	0	0	0	0	0.0	0	0
Atl 12/11	L	1/0	0	0	0.0	0	0	4	14	3.5	10	0
at Sea 12/15	L	1/0	1	12	12.0	12	0	1	-4	-4.0	-4	0
SF 12/24	L	1/0	0	0	0.0	0	0	1	2	2.0	2	0
Ari 1/1/17	L	1/0	0	0	0.0	0	0	5	11	2.2	4	0
Totals	**4-12**	**16/0**	**3**	**46**	**15.3**	**26**	**0**	**18**	**39**	**2.2**	**10**	**0**

2019 Los Angeles Rams

			Receiving					Rushing				
Game	W/L	P/S	No.	Yards	Avg.	Long	TD	Att.	Yards	Avg.	Long	TD
at Car 9/8	W	1/0	0	0	0.0	0	0	11	53	4.8	17	2
NO 9/15	W	1/0	1	10	10.0	10	0	6	37	6.2	13	0
at Cle 9/22	W	1/0	0	0	0.0	0	0	3	7	2.3	4	0
TB 9/29	L	1/0	0	0	0.0	0	0	5	14	2.8	6	0
at Sea 10/3	L	1/0	0	0	0.0	0	0	1	3	3.0	3	0
SF 10/13	L	1/1	0	0	0.0	0	0	11	40	3.6	10	0
at Atl 10/20	W					Inactive						
Cin 10/27	W					Inactive						
at Pit 11/10	L	1/0	0	0	0.0	0	0	5	10	2.0	5	0
Chi 11/17	W	1/0	0	0	0.0	0	0	5	15	3.0	6	1
Bal 11/25	L	1/0	0	0	0.0	0	0	1	0	0.0	0	0
at Ari 12/1	W	1/0	0	0	0.0	0	0	6	30	5.0	12	0
Sea 12/8	W	1/0	0	0	0.0	0	0	5	21	4.2	17	1
at Dal 12/15	L	1/0	0	0	0.0	0	0	0	0	0	0	0
at SF 12/21	L	1/0	0	0	0.0	0	0	1	-1	-1.0	-1	0
Ari 12/29	W	1/0	1	6	6.0	0	0	9	26	2.9	15	1
Totals	**8-7**	**13/1**	**2**	**16**	**8.0**	**10**	**0**	**69**	**255**	**3.7**	**17**	**5**

2017 Los Angeles Rams

			Receiving					Rushing				
Game	W/L	P/S	No.	Yards	Avg.	Long	TD	Att.	Yards	Avg.	Long	TD
Ind 9/10	W	1/0	0	0	0.0	0	0	7	16	2.3	5	1
Was 9/17	L	1/0	1	-4	-4.0	-4	0	0	0	0.0	0	0
at SF 9/21	W					Inactive						
at Dal 10/1	W	1/0	1	14	14.0	14	0	1	0	0.0	0	0
Sea 10/8	L	1/0	2	29	14.5	16	0	0	0	0.0	0	0
at Jax 10/15	W	1/0	0	0	0.0	0	0	3	17	5.7	8	0
Ari 10/22	W	1/0	1	7	7.0	7	0	11	48	4.4	11	0
at NYG 11/5	W	1/0	0	0	0.0	0	0	15	57	3.8	16	0
Hou 11/12	W					Inactive						
at Min 11/19	L					Inactive						
NO 11/26	W					Inactive						
at Ari 12/3	W					Inactive						
Phi 12/10	L	1/0	0	0	0.0	0	0	1	5	5.0	5	0
at Sea 12/17	W	1/0	0	0	0.0	0	0	10	45	4.5	14	0
at Ten 12/24	W	1/0	0	0	0.0	0	0	1	4	4.0	4	0
SF 12/3	L	1/1	4	7	1.8	5	0	14	54	3.9	20	0
Totals	**11-5**	**11/1**	**9**	**53**	**5.9**	**16**	**0**	**63**	**246**	**3.9**	**20**	**1**
2017 Postseason												
ATL 1/6/18	L	1/0	0	0	0.0	0	0	2	14	7.0	11	0
Totals	**0-1**	**1/0**	**0**	**0**	**0.0**	**0**	**0**	**2**	**14**	**7.0**	**11**	**0**

30 Raymond Calais

Running Back • Louisiana-Lafayette • Breaux Bridge, La.

Ht./Wt.: 5-8/188
NFL Exp.: Rookie
GP/GS, (Playoffs): 3/0, (0/0)
Birth Date: 4/2/1998
Acquired: W(TB)-'20

Transactions: Claimed by the Rams via waivers from Denver (9/7/20).

2020 Season: at Arizona (12/6): Declared inactive...**vs. San Francisco (11/29):** Declared inactive...**at Tampa Bay (11/23):** Declared inactive...**vs. Seattle (11/15):** Declared inactive...**at Miami (11/1):** Declared inactive...**vs. Chicago (10/26):** Returned two kickoffs for 41 yards with a 23-yard long...**at San Francisco (10/18):** Declared inactive...**at Washington (10/11):** Declared inactive...**vs. New York Giants (10/4):** Played three special teams snaps...returned two kickoffs for 55 yards, including a 41-yard long...**at Buffalo (9/27):** Made his NFL debut...played 11 special teams snaps...returned one kickoff for 15 yards...**at Philadelphia (9/20):** Declared inactive...**vs. Dallas (9/13):** Declared inactive.

College: Played in 49 career games at Louisiana (2016-19), rushing 236 times for 1,845 yards (7.8 avg.) with 15 touchdowns, while catching 17 passes for 145 yards and one touchdown. Also returned 99 kickoffs for 2,493 yards and two touchdowns...In 2019, played in 14 games, with seven starts, as a senior, earning first-team All-Sun Belt honors as a return specialist, while earning third-team all-conference honors as a running back and as an all-purpose player. Rushed 117 times for 886 yards (7.6 avg.) and six touchdowns, while catching 10 passes for 67 yards. Also returned 19 kickoffs for 541 yards (28.5 avg.)...In 2018, as a junior, played in all 14 games, earning All-Sun Belt Honorable mention honors, rushing 81 times for 754 yards (9.3 avg.), with seven touchdowns. Also returned 35 kickoffs for 908 yards....In 2017, served primarily as a kick returner as a sophomore (201n7), returning 30 kickoffs for 715 yards with two touchdowns. Two touchdown returns were tied for the fifth-most in the NCAA. Also rushed for 88 yards on 15 attempts...In 2016 as a freshman, played in nine games, gaining 446 all-purpose yards (117 rushing yards, 329 kick return yards).

Personal: Attended Cecilia High School (Breaux Bridge, Louisiana)...named to Class 4A All-State Offensive MVP and the Gatorade Louisiana Boys Track & Field Athlete of the Year as a senior...won two individual titles and anchored two winning relay quartets at the Class 4A state meet, while also winning the 100 and 200 meter dashes at the district championships. Named the state's Outstanding Track Performer by the Louisiana Sports Writers Association. Pronounced CAH-lay.

Raymond Calais, NFL Statistics

			Regular Season										
			Receiving					Rushing					
Year	Team	Games	No.	Yards	Avg.	Long	TD	Att.	Yards	Avg.	Long	TD
2020	Los Angeles Rams	3	0	0	0.0	0	0	0	0	0.0	0	0
Totals		**3**	**0**	**0**	**0.0**	**0**	**0**	**0**	**0**	**0.0**	**0**	**0**

Raymond Calais, Game-By-Game

2020 Los Angeles Rams

			Rushing					Receiving				
Game	W/L	P/S	No.	Yards	Avg.	Long	TD	Att.	Yards	Avg.	Long	TD
Dal 9/13	W						Inactive					
at Phi 9/20	W						Inactive					
at Buf 9/27	L	1/0	0	0	0.0	0	0	0	0	0.0	0	0
NYG 10/4	W	1/0	0	0	0.0	0	0	0	0	0.0	0	0
at Was 10/11	W						Inactive					
at SF 10/18	L						Inactive					
Chi 10/26	W	1/0	0	0	0.0	0	0	0	0	0.0	0	0
at Mia 11/1	L						Inactive					
Sea 11/15	W						Inactive					
at TB 11/23	W						Inactive					
SF 11/29	L						Inactive					
at Ari 12/6	W						Inactive					
NE 12/10	-	0/0	0	0	0.0	0	0	0	0	0.0	0	0
NYJ 12/19	-	0/0	0	0	0.0	0	0	0	0	0.0	0	0
at Sea 12/27	-	0/0	0	0	0.0	0	0	0	0	0.0	0	0
Ari 1/3/21	-	0/0	0	0	0.0	0	0	0	0	0.0	0	0
Totals	**8-4**	**3/0**	**0**	**0**	**0.0**	**0**	**0**	**0**	**0**	**0.0**	**0**	**0**

63 Austin Corbett

Offensive Line • Nevada • Sparks, Nev.

Ht./Wt.: 6-4/306
NFL Exp.: 3 (2nd Rams)
GP/GS, (Playoffs): 34/20, (0/0)
Birth Date: 9/5/1995
Acquired: T(CLE)-'19

Transactions: Traded to the Rams (10/15/19)...selected by the Cleveland Browns in the second round (No. 33 overall) of the 2018 NFL Draft.

Pro: Originally drafted by the Cleveland Browns in the 2018 NFL Draft...appeared in 34 games in his NFL career with 20 starts... played 11 games with one start for the Browns in 2018 as a rookie...made Rams debut at Pittsburgh (11/10)...made first start for L.A. in a win over Chicago (11/17).

2020 Season: Enters his second season with the Rams after joining during the 2019 campaign via trade... **at Arizona (12/6):** Started at right guard...helped provide time for QB Jared Goff to throw for over 350 yards passing, completing passes to nine different pass catchers...**vs. San Francisco (11/29):** Started at center...helped open the hole for RB Cam Akers to post a 61 yard rush, the longest rush by a Ram in the McVay era...**at Tampa Bay (11/23):** Started at right guard...helped provide a pocket for QB Jared Goff to throw for 376 yards on 51 attempts without allowing a single sack...**vs. Seattle (11/15):** Started at right guard...helped block for an offense that amassed 300-plus yards passing and over 100 yards rushing...**at Miami (11/1):** Started at right guard... helped provide time for QB Jared Goff to attempt 61 passes, while only absorbing 2.0 sacks...**vs. Chicago (10/26):** Started at right guard...helped plow the way for the Rams to record 161 rushing yards and average 4.7 yars per rush...**at San Francisco (10/18):** Started at right guard...helped prevent QB Jared Goff from absorbing a sack...marked the first game during the 2020 season without a sack allowed...**at Washington (10/11):** Started at right guard...helped provide a pocket for QB Jared Goff to post a 111.7 QB rating, Goff's fourth-straight game with over 100 QBR...**vs. New York Giants (10/4):** Started at right guard...helped provide a pocket for QB Jared Goff to post a 103.1 QB rating, Goff's third-straight game with over a 100 QBR...**at Buffalo (9/27):** Played all 69 offensive snaps...helped pave the way for RB Darrell Henderson Jr. to post 114 yards rushing on 20 attempts (5.7 yards/rush)... **at Philadelphia (9/20):** Started at right guard... played all 69 offensive snaps...helped pave the way for the Rams rushing attack to gain 191 yards...as a unit allowed QB Jared Goff to be sacked only one time...**vs. Dallas (9/13):** Started at right guard...helped pave the way for the Rams to post 153 rushing yards in the game...provided time for QB Jared Goff to complete passes to eight different receivers, while absorbing only 1.0 sack.

2019 Season: Played in 11 games with seven starts in his second NFL season...appeared in the Browns' Week 3-6 games as a reserve offensive lineman...played in eight games with seven starts for the Rams after joining the team in mid-October... **at Atlanta (10/20):** Declared inactive in his first game with the Rams organization...**vs. Cincinnati (10/27):** Declared inactive... **at Pittsburgh (11/10):** Made Rams debut...played 64 offensive snaps at left guard...**vs. Chicago (11/17):** Started at left guard... helped prevent QB Jared Goff from being sacked, the third time in the last four games Goff hasn't been sacked...**vs. Baltimore (11/25):** Earned his second start for the Rams at left guard... played all 54 offensive snaps...**at Arizona (12/1):** Started at left guard...provided time for QB Jared Goff to throw for 424 yards, while plowing the way for the Rams to rush for 132 yards on the day...**vs. Seattle (12/8):** Started at left guard...helped provide time for QB Jared Goff to throw for 293 yards and two touchdowns without absorbing a sack....marked the fifth game this season Goff was not sacked...**at Dallas (12/15):** Started at left guard...played all 73 offensive snaps and one special teams play...**at San Francisco (12/21):** Started at left guard...prevented QB Jared Goff from absorbing a sack for the sixth game this season, the most no-sack games in a single-season in franchise history...**vs. Arizona (12/29):** Started at left guard...provided time for QB Jared Goff to throw for 319 yards and three touchdowns... played all 82 offensive snaps.

2018 Season: Played in 11 games with one start...**at New Orleans (9/16):** In NFL debut, contributed as extra OL and on FG protect...**vs. Baltimore (10/7):** During 12-9 OT division win, started first NFL game as extra OL in jumbo set...contributed on FG protect...**at Cincinnati (11/25):** During 35-20 division victory on road, contributed as extra OL in jumbo sets and on FG protect...helped Browns go back-to-back weeks with zero sacks allowed for first time since 2007.

College: Started 49-of-50 career games at Nevada...finished his career with 48 consecutive starts...started all 12 games in 2017 as a senior...didn't allow a sack in conference play...named to the All-Mountain West first team by the conference coaches...earned a spot in the Reese's Senior Bowl...named to the All-Mountain West first team by Phil Steele Magazine...was a semifinalist for the Burlsworth Trophy...earned All-Mountain West academic honors...started all 12 games as a junior in 2016...earned second team All-Mountain West honors for the first time in his career and was named second team All-MW by Phil Steele...as a sophomore in 2015, started in all 12 contests and earned All-Mountain West honorable mention honors...started 11 games as a redshirt freshman in 2014...redshirted in 2013...earned his degree in public health in May 2017.

Personal: Given name is Austin Christopher Walton Corbett... native of Sparks, Nev...son of Theron and Melissa Corbett... married to former Nevada volleyball player, Madison Morell... brother, Garrett, played football at San Diego State...has a younger sister, Krystina...attended Reed High School (Sparks, Nev.)...was a member of two regional championship teams in 2012 and 2013...named first team All-Region and All-State in 2012...lettered in wrestling, basketball and track and field...earned first team All-State in shot put in 2013...was a member of the National Honor Society and freshman mentor council.

Corbett's Career Games/Starts:

Year	Teams	GP/GS
2020	Los Angeles Rams	12/12
2019	Los Angeles Rams	8/7
2019	Cleveland Browns	3/0
2018	Cleveland Browns	11/1
Totals		**34/20**

99 Aaron Donald

Defensive Line • Pittsburgh • Pittsburgh, Pa.

Ht./Wt.: 6-1/280
NFL Exp.: 7 (7th Rams)
GP/GS, (Playoffs): 106/102, (4/4)
Birth Date: 5/23/1991
Acquired: D1B-'14 (No. 13 Overall)

Transactions: Selected by the Rams in the first round (13th overall) of the 2014 NFL Draft (5/8/14).

Donald was named the 2017 and 2018 DPOY

Pro: Earned All-Pro and PFWA All-NFL Team honors in 2015, '16, '17, '18 and '19...started 102-of-106 career games on the defensive line...became the first Rams defender to be named Associated Press Defensive Player of the Year following the 2017 season... was the fastest Ram to reach 60.0 sacks, achieving the feat in only 81 games played...became only the third player in NFL history to be named back-to-back defensive player of the year after earning the award following the 2018 season... collected 406 career tackles (270 solo), with 83.0 sacks and 19 forced fumbles... recipient of the club's Daniel F. Reeves Memorial Award as the Rams' Most Valuable Player in 2016, 2017, 2018 and 2019... named to six-consecutive Pro Bowls in his first six seasons (2015-2019)...became the third Rams defensive tackle to be selected to three or more consecutive Pro Bowls...turned in one of the best defensive seasons in NFL history in 2018, finishing with 20.5 sacks, the most ever by a defensive tackle...in 2017, led the Rams with 11.0 sacks, 27 quarterbacks hits and five forced fumbles...in 2016, led the Rams with 8.0 sacks and finished second among Rams defensive linemen with 62 tackles...in 2015, notched 11.0 sacks which led the NFL at the defensive tackle position...also had a team-high 49 quarterback pressures and 29 hits on the quarterback...in 2014, posted 9.0 sacks, which led all rookies and are the most ever by a Rams' rookie...was first Rams rookie selected to the Pro Bowl since RB Jerome Bettis in 1993... also named PFWA Defensive Rookie of the Year...established a single-season franchise-record 20.5 sacks during the 2018 season....Donald joins Reggie White, Derrick Thomas, and DeMarcus Ware as the only four NFL players to record at least 8.0 sacks in each of their first six seasons in the league.

Donald earned NFL All-Pro Honors in '15, '16, '17 & '18

2020 Season: A leader of the team, returns for his seventh season with the Los Angeles Rams...**at Arizona (12/6):** Started along the defensive line... recorded three tackles (two solo)...added 1.0 sack, his 11th of the season...**vs. San Francisco (11/29):** Started along the defensive line...posted five tackles (four solo)...recorded 1.0 sack...tallied four QB hits...forced one fumble, which was recovered by CB Troy Hill and returned 20 yards for a touchdown...added one pass defensed that resulted in an intercepted pass...**at Tampa Bay (11/23):** Started along the defensive line..did not record any stats....**vs. Seattle (11/15):** Started along the defensive line...recorded two quarterback hits... **at Miami (11/1):** Started along the defensive line...recorded four tackles (three solo)...added 1.0 sack and forced one fumble... **vs. Chicago (10/26):** Started along the defensive line...recorded three tackles (one solo)...added 0.5 sack...**at San Francisco (10/18):** Started along the defensive line...recorded two tackles (one solo)...added one QB hit...**at Washington (10/11):** Started on the defensive line...tied a career-best 4.0 sacks...finished with four solo tackles...**vs. New York Giants (10/4):** Started on the defensive line...recorded two assisted tackles...posted 0.5 sack and two quarterback hits...**at Buffalo (9/27):** Played all 54 defensive snaps (87 percent)...recorded 2.0 sacks, his first multi-sack game of the season, 20th of his career...one of the sacks was a strip sack, his first forced fumble of the season... **at Philadelphia (9/20):** Started on the defensive line...played 60 defensive snaps (85 percent)...posted one assisted tackle... added one QB hit...**vs. Dallas (9/13):** Started on the defensive line...recorded four tackles (one solo) and posted his first sack of the season.

2019 Season: Started and played all 16 games...voted First-Team All-Pro by the Associated press...started his 75th career game in a Week 1 contest at Carolina...played his 80th career game Week 2 vs. New Orleans...recorded his 60th career sack in week 3 at Cleveland, his first of the season...**at Carolina (9/8):** Started at defensive tackle...played 56 defensive snaps (84 percent)...recorded one solo tackle and one quarterback hit...**vs. New Orleans (9/15):** Started at defensive tackle...recorded one solo tackle, a tackle for loss...added one QB hit, knocking Saints QB Drew Brees out of the game in the first quarter...**at Cleveland (9/22):** Started at defensive tackle...finished fifth on the team with four tackles (three solo)...posted his first sack of the 2019 season...added two tackles for loss and one quarterback hit...**vs. Tampa Bay (9/29):** Started at defensive tackle...posted four total tackles (one solo), including one tackle for loss...**at Seattle (10/3):** Started at defensive tackle...posted three tackles (two solo)... added one tackle for loss and one QB hit...**vs. San Francisco (10/13):** Started at defensive tackle...registered 2.0 sacks, his first multi-sack game of the season, the 15th of his career... finished with seven tackles (four solo)....added three tackles for loss...forced one fumble...**at Atlanta (10/20):** Started at defensive tackle...recorded two solo tackles...posted 1.0 sack, bringing his season total to 4.0...forced and recovered one fumble... **vs. Cincinnati (10/27):** Started at defensive tackle...recorded three solo tackles...posted 1.0 sack, bringing his season total to

5.0...**at Pittsburgh (11/10):** Started at defensive end...recorded six tackles (four solo)...posted 1.0 sack, a safety...marked his fourth-straight game with at least 1.0 sack...**vs. Chicago (11/17):** Started at defensve tackle...recorded four tackles (three solo)... added 2.0 sacks, the fifth-straight game with a sack...tallied one pass defensed...**vs. Baltimore (11/25):** Started at defensive tackle...recorded one assisted tackle..**at Arizona (12/1):** Started at defensive tackle...posted two tackles (one solo)...added 1.5 sacks...**vs. Seattle (12/8):** Started at defensive tackle...registered two tackles (one solo)...added one pass defensed...recorded 1.5 sacks, bringing his season total to 11.0...**at Dallas (12/15):** Started at defensive tackle...posted three tackles (one solo) including one tackle for loss...**at San Francisco (12/21):** Started at defensive tackle...recorded three tackles (one solo)...added 1.5 sacks...**vs. Arizona (12/29):** Started at defensive tackle... recorded two tackles (one solo).

2018 Season: Earned fifth-consecutive Pro Bowl berth... named AP DPOY for the second-consecutive season...was the only player unanimously voted as an AP First Team All-Pro... started all 16 games at defensive tackle...finished with a league-leading, franchise-best and career-best 20.5 sacks...broke the league record for most defensive sack yards in a season with 183.5 yards...led the team with 41 quarterback hits...tallied 59 tackles (41 solo) and 25 tackles for loss...earned team MVP voted on by his teammates...was named DPOW in Week 7 and Week 16 and DPOM in October...**vs. Arizona (9/16):** Recorded four tackles (one solo)...**vs. Chargers (9/23):** Started and recorded two tackles (one solo)...**vs. Minnesota (9/27):** Started and posted his first sacks of the 2018 season, his eighth-career multi-sack game...added five tackles (three solo) and four QB hits...**at Seattle (10/7):** Started and recorded two total tackles (one solo)...posted his third sack of the season, the 42nd of his career, Donald passed Grant Wistrom (41.5) for seventh place on the Rams all-time sacks list....the sack resulted in a seven-yard loss...**at Denver (10/14):** Started at defensive tackle...recorded sack number 4.0 on the season...added three tackles (two solo)... recorded two quarterback hits...**at San Francisco (10/21):** Started at defensive tackle...recorded a career-high 4.0 sacks resulting in 29 yards lost....finished with nine tackles (eight solo)...added six tackles for loss...five QB hits...forced and recovered one fumble...**vs. Green Bay (10/28):** Started at defensive tackle... recorded three total tackles (two solo)...tallied 2.0 sacks resulting in 12 yards lost...hit Packers QB Aaron Rodgers four times...fifth-straight game with at least 1.0 sack...matched a career-best five-game sack streak...**at New Orleans (11/4):** Started at defensive tackle...recorded one solo tackle, a tackle for loss...posted four hits on Saints QB Drew Brees...added one pass defensed... recovered one fumble...**vs. Seattle (11/11):** Finished with four tackles (three solo)...posted his fourth multi-sack game, finishing with 2.5 sacks...established a new career-best 12.5 sacks in only 10 games...passed former DT D'Marco Farr (11.5 in 1995) for the most sacks by a Rams DT in a single season...**vs. Kansas City (11/19):** Recorded four total tackles (two solo) and 2.0 sacks increasing his season total to 14.5...both sacks were strip-sacks of Chiefs QB Patrick Mahomes...**at Detroit (12/2):** Started at defensive tackle...added 2.0 sacks, his third-straight game with at least 2.0 sacks...forced one fumble...added five solo tackles and four QB hits...passed Chris Long for fifth place on the Rams all-time sack leaders list...**at Chicago (12/9):** Started at defensive tackle...recoded two tackles (one solo)...added one quarterback hit...**vs. Philadelphia (12/16):** Started at defensive tackle and played all 64 defensive snaps...recorded two tackles (one solo)... **vs. Arizona (12/23):** Started at defensive tackle...recorded seven tackles (five solo)...added 3.0 sacks, establishing a new franchise single-season sack record (19.5)...finished with four tackles for loss...**vs. San Francisco (12/30):** Started at defensive tackle... recorded a franchise-best 20.5th sack of the season...finished with 183.5 sack yards on the season, the most by any defensive player in NFL history...finished with four solo tackles, including 1.0 sack and one tackle for loss...added three quarterback hits... **Divisional Round vs. Dallas (1/12/19):** Started at defensive tackle and played all 58 defensive snaps...recorded two solo tackles, including one tackle for loss...**Championship Round at New Orleans (1/20/19):** Started at defensive tackle...recorded two solo stops, both were tackles for loss...added three QB hits... **Super Bowl LIII (2/3/19):** Started at defensive tackle...recorded five tackles (one solo)...added one quarterback hit.

2017 Season: Earned fourth-consecutive Pro Bowl berth... named AP DPOY...started in all 14 regular season game and one postseason contest he played in...finished the regular season with team-highs in sacks (11.0), quarterback hits (27) and forced fumbles (five)...recorded 52 tackles (31 solo)...led the NFL in sacks (11.0) among interior linemen...his five forced fumbles is a career-high and his 11.0 sacks tied his career-high for a single season, despite only playing in 14 games...**at San Francisco (9/21):** Recorded three tackles (two solo), including one for loss, two quarterback hits and a game-clinching sack...**vs. Seattle (10/8):** Registered six tackles (three solo), including two for a loss...also recorded three quarterback hits...**vs. Arizona (10/22):** Recorded three tackles (two solo), including two for a loss...picked up a sack and two quarterback hits...**at New York Giants (11/5):** Collected five tackles (three solo)...notched one sack, forced a fumble and recovered a fumble...added one quarterback hit and one pass defensed...**vs. Houston (11/12):** Registered four tackles (two solo), including one for loss...added one strip sack, making him the first Ram to force a fumble during the first drive of the game in back-to-back games...also had one quarterback hit and one pass defensed...**vs. New Orleans (11/26):** Notched five tackles (three solo), including two for loss...added one sack and one quarterback hit...**at Arizona (12/3):** Registered 2.0 sacks, marked his sixth multi-sack game of his career...also recorded four tackles (three solo), including two for loss...added two quarterback hits...**at Seattle (12/17):** Tallied five tackles (four solo), including two for loss...recorded a team-high three sacks, tying his career high in a single game...added four quarterback hits and one forced fumble...**at Tennessee (12/24):** Registered two tackles and forced a fumble...**Wild Card vs. Atlanta (1/6/18):** Made first career postseason start at defensive tackle...recorded five tackles (four solo), including one for a loss...registered one quarterback hit and split a sack.

2016 Season: Named to his third-consecutive Pro Bowl after starting all 16 games...was the recipient of the club's Daniel F. Reeves Memorial Award as the Rams' Most Valuable Player...one of two defensive captains, as voted on by his teammates...finished the season with 62 tackles and 8.0 sacks...had career-highs in passes defensed (six) and forced fumbles (two)...**vs. Seattle (9/18):** Recorded five total tackles (four solo)...compiled three quarterback pressures and four quarterback hits...**at Arizona (10/2):** Registered five tackles (three solo)...registered his first sack of the season and added a forced fumble on the play...also split a sack with DE Eugene Sims...named NFC Defensive Player of the Week...**at Detroit (10/16):** Registered two tackles (three solo)...notched one sack for five yards, moved into the top-15 in Rams history with his 23rd career sack...added four quarterback pressures and two quarterback hits on the day...**vs. Carolina (11/6):** Registered two total tackles...added a season-high two sacks for a loss of 19 yards...pressured Panthers QB Cam Newton six times...led all defensive tackles in sacks through nine weeks... **at New Orleans (11/27):** Notched three solo tackles (three solo)... added one sack for a loss of eight yards, while forcing a QB Drew Brees fumble...also recorded three quarterback pressures and one quarterback hit...**vs. Atlanta (12/11):** Registered three tackles (two solo)...sacked QB Matt Ryan for a loss of six yards... added one quarterback hit and one quarterback pressure...**vs. San Francisco (12/24):** Notched a season-high seven tackles (six solo)...sacked QB Colin Kaepernick for a loss of three yards...added a season-high six quarterback pressures and three quarterback hits.

2015 Season: Started 16 games at defensive tackle...earned second consecutive Pro Bowl berth...notched 11.0 sacks to set a new single season-high and earn the team lead in the category... the mark also led the NFL at the defensive tackle position... also had a team-high 49 quarterback pressures and 29 hits on the quarterback...recorded a personal-best 85 tackles on the season (60 solo)...voted Rams' MVP by teammates... **vs. Seattle (9/13):** Sacked QB Russell Wilson two times to bump his career sack total to 11...marked his first multi-sack game of his career... added 11 tackles to establish a new career-high...earned NFC Defensive Player of the Week honors...**at Washington (9/20):** Split a sack on QB Kirk Cousins with DE Chris Long...tallied five tackles (four tackles)...**vs. Pittsburgh (9/27):** Sacked Steelers QB Ben Roethlisberger for an 8-yard loss...registered six tackles (four solo)...**vs. Cleveland (10/25):** Compiled 1.0 sack, two solo tackles, three quarterback hits and two forced fumbles... **vs. Chicago (11/15):** Split a sack with DE Williams Hayes on Bears QB Jay Cutler for a nine yard loss...added a solo sack on Cutler marked his second career multi-sack game...also notched five tackles (four solo) and one quarterback hit and pressure...**at**

Baltimore (11/22): Sacked Ravens QB Joe Flacco for a seven yard loss...registered 10 tackles (eight solo), five quarterback pressures and one hit on the quarterback...**vs. Arizona (12/6):** Sacked Arizona QB Carson Palmer...also had seven tackles (six solo), two quarterback pressures and five quarterback hits... **vs. Detroit (12/13):** Notched a career-high 3.0 sacks on QB Matt Stafford...marked his third career multi-sack game, and first 3.0 sack game...also registered two solo tackles and three quarterback hits...**vs. Tampa Bay (12/17):** Started at defensive tackle...recorded six tackles (four solo)...also had two quarterback pressures and three hits...**at Seattle (12/27):** Recorded seven tackles (four solo)...also registered nine quarterback pressures and three hits on the quarterback.

2014 Season: Finished the season with 72 tackles (49 solo), 9.0 sacks and 38 quarterback pressures...from weeks 10-15, he had a sack in five straight games...also posted a team-high 17 tackles for loss on the season and coaches credited him with 32 quarterback pressures and 12 quarterback hits...his 9.0 sacks are the most ever by a Rams rookie regardless of position...**vs. Minnesota (9/7):** Made his NFL debut...recorded six tackles (five solo)...**at Tampa Bay (9/14):** Saw action on defense and special teams...recorded six tackles (five solo)...recorded his first career sack...**vs. San Francisco (10/13):** Made his first career start at defensive tackle...tallied seven tackles (five solo)...**vs. Seattle (10/16):** Started at defensive tackle...notched six solo tackles and 1.0 sack...**at Kansas City (10/26):** Started at defensive tackle...tallied three solo tackles and one forced fumble...**at San Francisco (11/2):** Started at defensive tackle...registered one solo tackle and 1.0 sack...**vs. Denver (11/16):** Started at defensive tackle...registered two solo tackles and 1.0 sack...**at San Diego (11/23):** Started at defensive tackle...notched seven tackles (four solo) and 1.0 sack...**vs. Oakland (11/30):** Started at defensive tackle...tallied five tackles (three solo) and 1.0 sack... **at Washington (12/7):** Started at defensive tackle...notched five tackles (two solo) and 1.0 sack...**vs. Arizona (12/11):** Recorded his 10th career start at defensive tackle...registered six tackles (two solo) and 1.0 sack...**at Seattle (12/28):** Started at defensive tackle...posted seven tackles (four solo) and 1.0 sack...led all rookies with 9.0 sacks.

College: Recipient of the Bronko Nagurski Trophy (nation's most outstanding defensive player), Chuck Bednarik (defensive player of the year), Outland Trophy (nation's best offensive or defensive interior lineman) and Rotary Lombardi Award (nation's most outstanding lineman or linebacker)…also named Athlon Sports National Defensive Player of the Year, CBSSports.com National Defensive Player of the Year and Lindy's Sports National Defensive Player of the Year…named All-American first-team by The NFL Draft Report, American Football Coaches Association, Associated Press, Athlon Sports, ESPN.com, Football Writers Association of America, Lindy's Sports, SI.com, Sporting News, USA Today and Walter Camp Football Foundation…was also the recipient of the Atlantic Coast Conference Defensive Player of the Year Award by the league's coaches, media and Athlon Sports… added All-ACC First-Team honors…earned unanimous first-team All-American status, he became the first Pitt defensive player to accomplish that feat since legendary defensive end Hugh Green in 1980...started 30-of-51 games at Pittsburgh - 25 at strong-side defensive tackle and five at strong-side defensive end…recorded 181 tackles (115 solos) with 29.5 sacks for minus 200 yards, 66.0 stops for losses totaling 315 yards, 43 quarterback pressures, 11 pass deflections and six forced fumbles…ranks fourth in NCAA FBS history with his 66.0 tackles-for-loss...his 29.5 sacks and 28 solo sacks both ranked third among active players, as his lost yardage via sacks (200) placed fourth…his 66 tackles-for-loss are the most by a Panther since the NCAA began recognizing that category in 1999... in 2013, earned Player of the Week honors for his performance vs. Virginia from the Bednarik Award and Athlon Sports…received National Player of the Week from the Bednarik Award vs. Georgia Tech and was also named ACC Player of the Week for that effort…closed out the regular schedule with Lott IMPACT Player of the Week and Walter Camp National Defensive Player of the Week recognition for the Syracuse clash…in 2012, earned third-team All-American honors from The NFL Draft Report after he led the team with 5.5 sacks for minus 36 yards, 18.5 stops for losses of 78 yards and eleven quarterback pressures…in 2011, received All-Big East Conference second-team honors from the league's coaches...played in all thirteen games as a reserve defensive tackle in 2010.

Personal: Attended Penn Hills (Pa.) High School, playing football for head coach Ron Graham…selected first team All-State Class AAAA by the Pennsylvania Sports Writers Association each of his final two seasons…The Pennsylvania Football News All-Class AAAA, Pittsburgh Post-Gazette WPIAL Class AAAA Player of the Year, Pittsburgh Post-Gazette "Fabulous 22" and Pittsburgh Tribune-Review "Terrific 25" choice compiled 63 tackles, including fifteen for loss and eleven sacks as a senior…also started at offensive guard and was a three-year starter on both sides of the ball…the Indians advanced to the WPIAL Class AAAA playoffs in each of Donald's three years as a starter…selected to play in the Big 33 Football Classic and was rated one of the country's top 25 defensive tackles by Scout.com…majored in Communications… son of Anita Goggins and Archie Donald...his brother, Archie, played linebacker at Toledo...his sister, Akita, is a dentist and graduated from Carlou College Masters program…resides in Penn Hills, Pennsylvania...participated in numerous community events, including the 6th Annual Playground Build at Marygrove, United Way Kickoff to Charity Luncheon, St. Louis Rams Training Academy Youth Camp and the All-Community Team Ticket Program - Donald's Drop Squad.

Aaron Donald, NFL Statistics

Regular Season

			Tackles					Interceptions					Fumbles		
Year	**Team**	**G/S**	**Total**	**Solo**	**Asst.**	**Sacks**	**Yards**	**Int.**	**Yards**	**Long**	**TD**	**PD**	**FF**	**FR**	**Yards**
2014	St. Louis Rams	16/12	72	49	23	9.0	68.0	0	0	0	0	0	2	0	0
2015	St. Louis Rams	16/16	85	60	25	11.0	59.5	0	0	0	0	0	0	1	0
2016	Los Angeles Rams	16/16	62	43	19	8.0	54.0	0	0	0	0	6	2	0	0
2017	Los Angeles Rams	14/14	52	31	21	11.0	95.0	0	0	0	0	2	5	1	0
2018	Los Angeles Rams	16/16	59	41	18	20.5	183.5	0	0	0	0	1	4	2	0
2019	Los Angeles Rams	16/16	48	29	19	12.5	69.5	0	0	0	0	2	2	1	0
2020	Los Angeles Rams	12/12	34	21	13	11.0	71.0	0	0	0	0	1	4	1	0
Totals		**106/102**	**412**	**274**	**138**	**83.0**	**600.5**	**0**	**0**	**0**	**0**	**12**	**19**	**6**	**0**

Postseason

			Tackles					Interceptions					Fumbles		
Year	**Team**	**G/S**	**Total**	**Solo**	**Asst.**	**Sacks**	**Yards**	**Int.**	**Yards**	**Long**	**TD**	**PD**	**FF**	**FR**	**Yards**
2017	Los Angeles Rams	1/1	5	4	1	0.5	3.5	0	0	0	0	0	0	0	0
2018	Los Angeles Rams	3/3	9	5	4	0.0	0.0	0	0	0	0	0	0	0	0
Totals		**4/4**	**14**	**9**	**5**	**0.5**	**3.5**	**0**	**0**	**0**	**0**	**0**	**0**	**0**	**0**

Regular Season Single Game Career Highs:
Total Tackles – 11, vs. Seattle (9/13/15)
Solo Tackles – 8, twice - last, at San Francisco (10/21/18)
Sacks – 4.0, twice - last at Washington Football Team (10/11/20)

Postseason Single Game Career Highs:
Total Tackles – 5, twice- last, vs. New England (2/3/19 Super Bowl LIII)
Solo Tackles – 4, vs. Atlanta (1/6/18 NFC Wild Card)
Sacks – 0.5, vs. Atlanta (1/6/18 NFC Wild Card)

Aaron Donald, Game-By-Game

2020 Los Angeles Rams

Game	W/L	P/S	T	S	A	Sk	Yds	Int	Yds	Lg	TD	PD	FF	FR	Yds
Dal 9/13	W	1/1	4	1	3	1.0	7.0	0	0	0	0	0	0	0	0
at Phi 9/20	W	1/1	1	0	1	0.0	0.0	0	0	0	0	0	0	0	0
at Buf 9/27	L	1/1	6	5	1	2.0	18.0	0	0	0	0	0	1	1	0
NYG 10/4	W	1/1	2	0	2	0.5	1.0	0	0	0	0	0	0	0	0
at Was 10/11	W	1/1	4	4	0	4.0	23.0	0	0	0	0	0	1	0	0
at SF 10/18	L	1/1	2	1	1	0.0	0.0	0	0	0	0	0	0	0	0
Chi 10/26	W	1/1	3	1	2	0.5	2.0	0	0	0	0	0	0	0	0
at Mia 11/1	L	1/1	4	3	1	1.0	0.0	0	0	0	0	0	1	0	0
Sea 11/15	W	1/1	0	0	0	0.0	0.0	0	0	0	0	0	0	0	0
at TB 11/23	W	1/1	0	0	0	0.0	0.0	0	0	0	0	0	0	0	0
SF 11/29	L	1/1	5	4	1	1.0	8.0	0	0	0	0	1	1	0	0
at Ari 12/6	W	1/1	3	2	1	1.0	9.0	0	0	0	0	0	0	0	0
NE 12/10	-	0/0	0	0	0	0.0	0.0	0	0	0	0	0	0	0	0
NYJ 12/19	-	0/0	0	0	0	0.0	0.0	0	0	0	0	0	0	0	0
at Sea 12/27	-	0/0	0	0	0	0.0	0.0	0	0	0	0	0	0	0	0
Ari 1/3/21	-	0/0	0	0	0	0.0	0.0	0	0	0	0	0	0	0	0
Totals	**8-4**	**12/12**	**34**	**21**	**13**	**11.0**	**71.0**	**0**	**0**	**0**	**0**	**1**	**4**	**1**	**0**

2019 Los Angeles Rams

Game	W/L	P/S	T	S	A	Sk	Yds	Int	Yds	Lg	TD	PD	FF	FR	Yds
at Car 9/8	W	1/1	1	1	0	0.0	0.0	0	0	0	0	0	0	0	0
NO 9/15	W	1/1	1	1	0	0.0	0.0	0	0	0	0	0	0	0	0
at Cle 9/22	W	1/1	4	3	1	1.0	7.0	0	0	0	0	0	0	0	0
TB 9/29	L	1/1	4	1	3	0.0	0.0	0	0	0	0	0	0	0	0
at Sea 10/3	L	1/1	3	2	1	0.0	0.0	0	0	0	0	0	0	0	0
SF 10/13	L	1/1	7	4	3	2.0	11.0	0	0	0	0	0	1	0	0
at Atl 10/20	W	1/1	2	2	0	1.0	8.0	0	0	0	0	0	1	1	0
Cin 10/27	W	1/1	3	3	0	1.0	3.0	0	0	0	0	0	0	0	0
at Pit 11/10	L	1/1	6	4	2	1.0	5.0	0	0	0	0	0	0	0	0
Chi 11/17	W	1/1	4	3	1	2.0	4.0	0	0	0	0	1	0	0	0
Bal 11/25	L	1/1	1	0	1	0.0	0.0	0	0	0	0	0	0	0	0
at Ari 12/1	W	1/1	2	1	1	1.5	8.0	0	0	0	0	0	0	0	0
Sea 12/8	W	1/1	2	1	1	1.5	15.5	0	0	0	0	1	0	0	0
at Dal 12/15	L	1/1	3	1	2	0.0	0.0	0	0	0	0	0	0	0	0
at SF 12/21	L	1/1	3	1	2	1.5	8.0	0	0	0	0	0	0	0	0
Ari 12/29	W	1/1	2	1	1	0.0	0.0	0	0	0	0	0	0	0	0
Totals	**9-7**	**16/16**	**48**	**29**	**19**	**12.5**	**69.5**	**0**	**0**	**0**	**0**	**2**	**2**	**1**	**0**

2018 Los Angeles Rams

Game	W/L	P/S	T	S	A	Sk	Yds	Int	Yds	Lg	TD	PD	FF	FR	Yds
at Oak 9/10	W	1/1	1	1	0	0.0	0	0	0	0	0	0	0	0	0
Ari 9/16	W	1/1	4	1	3	0.0	0	0	0	0	0	0	0	0	0
LAC 9/23	W	1/1	2	1	1	0.0	0	0	0	0	0	0	0	0	0
Min 9/27	W	1/1	5	3	2	2.0	18.0	0	0	0	0	0	0	0	0
at Sea 10/7	W	1/1	2	1	1	1.0	7.0	0	0	0	0	0	0	0	0
at Den10/14	W	1/1	3	2	1	1.0	14.0	0	0	0	0	0	0	0	0
at SF 10/21	W	1/1	9	8	1	4.0	29.0	0	0	0	0	0	1	1	0
GB 10/28	W	1/1	3	2	1	2.0	19.0	0	0	0	0	0	0	0	0
at NO 11/4	L	1/1	1	1	0	0.0	0.0	0	0	0	0	1	0	1	0
Sea 11/11	W	1/1	4	3	1	2.5	16.5	0	0	0	0	0	0	0	0
KC 11/19	W	1/1	4	2	2	2.0	27.0	0	0	0	0	0	2	0	0
at Det 12/2	W	1/1	6	5	1	2.0	24.0	0	0	0	0	0	1	0	0
at Chi 12/9	L	1/1	2	1	1	0.0	0.0	0	0	0	0	0	0	0	0
Phi 12/16	L	1/1	2	1	1	0.0	0.0	0	0	0	0	0	0	0	0
at Ari 12/23	W	1/1	7	5	2	3.0	21.0	0	0	0	0	0	0	0	0
SF 12/30	W	1/1	4	4	0	1.0	8.0	0	0	0	0	0	0	0	0
Totals	**13-3**	**16/16**	**59**	**41**	**18**	**20.5**	**183.5**	**0**	**0**	**0**	**0**	**1**	**4**	**2**	**0**

2018 Postseason

Dal 1/12/19 *	W	1/1	2	2	0	0.0	0.0	0	0	0	0	0	0	0	0
at NO 1/20/19 ^	W	1/1	2	2	0	0.0	0.0	0	0	0	0	0	0	0	0
NE 2/3/19 !	W	1/1	5	1	4	0.0	0.0	0	0	0	0	0	0	0	0
Totals	**2-1**	**3/3**	**9**	**5**	**4**	**0.0**	**0.0**	**0.0**	**0**	**0**	**0**	**0**	**0**	**0**	**0**

* Denotes NFC Divisional Playoff Game, ^ Denotes NFC Championship, ! Denotes Super Bowl LIII

2017 Los Angeles Rams

Game	W/L	P/S	T	S	A	Sk	Yds	Int	Yds	Lg	TD	PD	FF	FR	Yds
Ind 9/10	W							Exempt							
Was 9/17	L	1/1	2	1	1	0.0	0.0	0	0	0	0	0	0	0	0
at SF 9/21	W	1/1	3	2	1	1.0	8.0	0	0	0	0	0	0	0	0
at Dal 10/1	W	1/1	5	2	3	0.0	0.0	0	0	0	0	0	0	0	0
Sea 10/8	L	1/1	6	3	3	0.0	0.0	0	0	0	0	0	0	0	0
at Jax 10/15	W	1/1	3	2	1	1.0	4.0	0	0	0	0	0	1	0	0
Ari 10/22	W	1/1	3	2	1	1.0	11.0	0	0	0	0	0	0	0	0
at NYG 11/5	W	1/1	5	3	2	1.0	3.0	0	0	0	0	1	1	1	0
Hou 11/12	W	1/1	4	2	2	1.0	14.0	0	0	0	0	1	1	0	0
at Min 11/19	L	1/1	3	2	1	0.0	0.0	0	0	0	0	0	0	0	0
NO 11/26	W	1/1	5	3	2	1.0	6.0	0	0	0	0	0	0	0	0
at Ari 12/3	W	1/1	4	3	1	2.0	0.0	0	0	0	0	0	0	0	0
Phi 12/10	L	1/1	2	2	0	0.0	0.0	0	0	0	0	0	0	0	0
at Sea 12/17	W	1/1	5	4	1	3.0	37.0	0	0	0	0	0	1	0	0
at Ten 12/24	W	1/1	2	0	2	0.0	0.0	0	0	0	0	0	1	0	0
SF 12/31	L							Inactive							
Totals	**11-5**	**14/14**	**52**	**31**	**21**	**11.0**	**95.0**	**0.0**	**0**	**0**	**0**	**0**	**5**	**1**	**0**

2017 Postseason

Atl 1/6/18*	L	1/1	5	4	1	0.5	3.5	0.0	0	0	0	0	0	0	0
Totals	**0-1**	**1/1**	**5**	**4**	**1**	**0.5**	**3.5**	**0.0**	**0**	**0**	**0**	**0**	**0**	**0**	**0**

* Denotes NFC Wild Card Playoff Game

2016 Los Angeles Rams

Game	W/L	P/S	T	S	A	Sk	Yds	Int	Yds	Lg	TD	PD	FF	FR	Yds
at SF 9/12	L	1/1	4	3	1	0.0	0.0	0	0	0	0	0	0	0	0
Sea 9/18	W	1/1	5	4	1	0.0	0.0	0	0	0	0	0	0	0	0
at TB 9/25	W	1/1	3	1	2	0.0	0.0	0	0	0	0	2	0	0	0
at Ari 10/2	W	1/1	5	3	2	1.5	9.5	0	0	0	0	1	1	0	0
Buf 10/9	L	1/1	2	2	0	0.5	3.5	0	0	0	0	0	0	0	0
at Det 10/16	L	1/1	4	3	1	1.0	5.0	0	0	0	0	0	0	0	0
NYG 10/23	L	1/1	6	4	2	0.0	0.0	0	0	0	0	0	0	0	0
Car 11/6	L	1/1	2	2	0	2.0	19.0	0	0	0	0	0	0	0	0
at NYJ 11/13	W	1/1	4	2	2	0.0	0.0	0	0	0	0	0	0	0	0
Mia 11/20	L	1/1	5	2	3	0.0	0.0	0	0	0	0	1	0	0	0
at NO 11/27	L	1/1	3	3	0	1.0	8.0	0	0	0	0	0	1	0	0
at NE 12/4	L	1/1	4	3	1	0.0	0.0	0	0	0	0	0	0	0	0
Atl 12/11	L	1/1	3	2	1	1.0	6.0	0	0	0	0	0	0	0	0
at Sea 12/15	L	1/1	5	3	2	0.0	0.0	0	0	0	0	1	0	0	0
SF 12/24	L	1/1	7	6	1	1.0	3.0	0	0	0	0	0	0	0	0
Ari 1/1/17	L	1/1	0	0	0	0.0	0.0	0	0	0	0	1	0	0	0
Totals	**4-12**	**16/16**	**62**	**43**	**19**	**8.0**	**54.0**	**0**	**0**	**0**	**0**	**6**	**2**	**0**	**0**

2015 St. Louis Rams

Game	W/L	P/S	T	S	A	Sk	Yds	Int	Yds	Lg	TD	PD	FF	FR	Yds
Sea 9/13	W	1/1	11	6	5	2.0	10.0	0	0	0	0	0	0	0	0
at Was 9/20	L	1/1	5	4	1	0.5	4.0	0	0	0	0	0	0	0	0
Pit 9/27	L	1/1	6	4	2	1.0	8.0	0	0	0	0	0	0	0	0
at Ari 10/4	W	1/1	4	2	2	0.0	0.0	0	0	0	0	0	0	0	0
at GB 10/11	L	1/1	3	2	1	0.0	0.0	0	0	0	0	0	0	0	0
Cle 10/25	W	1/1	2	2	0	1.0	0.0	0	0	0	0	0	0	0	0
SF 11/1	W	1/1	4	4	0	0.0	0.0	0	0	0	0	0	0	0	0
at Min 11/8	L	1/1	4	3	1	0.0	0.0	0	0	0	0	0	0	0	0
Chi 11/15	L	1/1	5	4	1	1.5	9.5	0	0	0	0	0	0	1	0
at Bal 11/22	L	1/1	10	8	2	1.0	7.0	0	0	0	0	0	0	0	0
at Cin 11/29	L	1/1	6	3	3	0.0	0.0	0	0	0	0	0	0	0	0
Ari 12/6	L	1/1	7	6	1	1.0	4.0	0	0	0	0	0	0	0	0
Det 12/13	W	1/1	2	2	0	3.0	17.0	0	0	0	0	0	0	0	0
TB 12/17	W	1/1	6	4	2	0.0	0.0	0	0	0	0	0	0	0	0
at Sea 12/27	W	1/1	7	4	3	0.0	0.0	0	0	0	0	0	0	0	0
at SF 1/3/16	L	1/1	3	2	1	0.0	0.0	0	0	0	0	0	0	0	0
Totals	**7-9**	**16/16**	**85**	**60**	**25**	**11.0**	**59.5**	**0**	**0**	**0**	**0**	**0**	**0**	**1**	**0**

2014 St. Louis Rams

Game	W/L	P/S	T	S	A	Sk	Yds	Int	Yds	Lg	TD	PD	FF	FR	Yds
Min 9/7	L	1/0	6	5	1	0.0	0.0	0	0	0	0	0	0	0	0
at TB 9/14	W	1/0	6	5	1	1.0	4.0	0	0	0	0	0	0	0	0
Dal 9/21	L	1/0	4	3	1	0.0	0.0	0	0	0	0	0	0	0	0
Phi10/5	L	1/0	4	2	2	0.0	0.0	0	0	0	0	0	0	0	0
SF 10/13	L	1/1	7	5	2	0.0	0.0	0	0	0	0	0	0	0	0
Sea 10/19	W	1/1	6	6	0	1.0	5.0	0	0	0	0	0	0	0	0
at KC 10/26	L	1/1	3	3	0	0.0	0.0	0	0	0	0	0	1	0	0
at SF 11/2	W	1/1	1	1	0	1.0	9.0	0	0	0	0	0	0	0	0
at Ari 11/9	L	1/1	3	2	1	0.0	0.0	0	0	0	0	0	0	0	0
Den 11/16	W	1/1	2	2	0	1.0	12.0	0	0	0	0	0	0	0	0
at SD 11/23	L	1/1	7	4	3	1.0	5.0	0	0	0	0	0	0	0	0
Oak 11/30	W	1/1	5	3	2	1.0	8.0	0	0	0	0	0	0	0	0
at Was 12/7	W	1/1	5	2	3	1.0	8.0	0	0	0	0	0	0	0	0
Ari 12/11	L	1/1	6	2	4	1.0	8.0	0	0	0	0	0	0	0	0
NYG 12/21	L	1/1	0	0	0	0.0	0.0	0	0	0	0	0	0	0	0
at Sea 12/28	L	1/1	7	4	3	1.0	1.0	0	0	0	0	0	1	0	0
Totals	**6-10**	**16/12**	**72**	**49**	**23**	**9.0**	**68.0**	**0**	**0**	**0**	**0**	**0**	**2**	**0**	**0**

50 Samson Ebukam

Outside Linebacker • Eastern Washington • Portland, Ore.

Ht./Wt.: 6-3/245
NFL Exp.: 4 (4th Rams)
GP/GS, (Playoffs): 60/31, (4/2)
Birth Date: 5/9/1995
Acquired: D4B-'17 (No. 125)

Transactions: Selected by the Rams in the fourth round (125th overall) of the 2017 NFL Draft (4/30/17).

Pro: Fourth-year pro, played in all 60 regular season and four postseason contests...started 31 regular season games and two playoff contests...tallied 11.0 sacks, forced five fumbles and one interception in regular season action...became the first player with a sack, interception, and multiple touchdowns in a single game since sacks became an official stat in 1982 in 2018 Week 11 win over Kansas City.

2020 Season: Returns for his fourth season with the Rams as a starting outside linebacker...**at Arizona (12/6):** Started at outside linebacker...recorded two tackles (one solo)...**vs. San Francisco (11/29):** Started at OLB...recorded one assisted tackle...added one QB hit...posted one pass defensed...**at Tampa Bay (11/23):** Started at OLB...recorded three solo tackles...posted 1.0 sack, his first full sack of the season...**vs. Seattle (11/15):** Recorded two tackles (one solo)...**at Miami (11/1):** Started at OLB... recorded three total tackles (one solo)...**vs. Chicago (10/26):** Started at OLB...played 16 defensive snaps (25 percent)...did not record any stats...**at San Francisco (10/18):** Started at outside linebacker...recorded one solo tackle...**at Washington (10/11):** Started at outside linebacker...recorded one solo tackle...**vs. New York Giants (10/4):** Started at OLB...posted four tackles (one solo)...recorded 0.5 sack, his first tally in the sack column this seaosn...**at Buffalo (9/27):** Started at OLB...did not record any stats...a**t Philadelphia (9/20):** Saw action at OLB...played 38 defensive snaps (54 percent)...did not record any stats...**vs. Dallas (9/13):** Started at OLB...recorded four tackles (two solo).

2019 Season: Third-year player, finished the 2019 season with a career-best 47 tackles (26 solo) and a career-high 4.5 sacks...a major contributor on the Rams defensive front-seven rotation...started his first game of the season in a Week 6 contest against San Francisco...posted his first 2.0 sack game against Seattle (12/8)...**at Carolina (9/8):** Played 33 defensive snaps (49 percent)...recorded one solo tackle...added one forced fumble and one fumble recovery...marked his fifth-career forced fumble and third-career fumble recovery...**vs. New Orleans (9/15):** Contributed one solo tackle on defense...played 34 defensive snaps (52 percent) and 11 special teams plays (41 percent)...**at Cleveland (9/22):** Added three tackles (two solo) and one pass defensed...played 36 defensive snaps (50 percent) and nine special teams plays (38 percent)...**vs. Tampa Bay (9/29):** Played 37 defensive snaps (50 percent)...posted three total tackles (one solo)...recorded one quarterback hit...**at Seattle (10/3):** finished with one assisted tackle and one quarterback hit in 41 defenseive snaps (55 percent) played...**vs. San Francisco (10/13):** Started at outside linebacker...recorded five tackles (two solo)...**at Atlanta (10/20):** Started at outside linebacker...played 35 defensive snaps (64 percent)...recorded two assisted tackles and one QB hit...**vs. Cincinnati (10/27):** Started at outside linebacker... recorded three tackles (two solo)...added one pass defensed... **at Pittsburgh (11/10):** Played 32 defensive snaps...recorded two tackles (one solo)...added one tackle for loss...**vs. Chicago (11/17):** Played 19 defensive snaps (25 percent)...recorded four tackles (three solo)...added one tackle for loss...tallied one pass defensed...**vs. Baltimore (11/25):** Started at outside linebacker... recorded seven tackles (three solo)...posted his first multi-sack game of his career, finishing with 1.5 sacks...**at Arizona (12/1):** Posted four tackles (two solo)...played 29 defensive snaps (45 percent) and 18 special teams plays...**vs. Seattle (12/8):** Started at outside lineabcker...recorded five tackles (four solo)...posted his first 2.0 sack game of his career...**at Dallas (12/15):** Posted three tackles (two solo) and one QB hit...**at San Francisco (12/21):** Played 16 defensive snaps (28 percent) and 15 special teams plays (43 percent)...recorded one solo tackle...recorded 1.0 sack...**vs. Arizona (12/29):** Played 25 defensive snaps (37 percent) and 10 special teams snaps...recorded one solo tackle... recovered a fumble.

2018 Season: Played in 16 games with 14 starts...finished with a career-high 39 tackles (24 solo) and 3.0 sacks...had one interception returned for a touchdown and one fumble recovered for a touchdown in the same game...recovered a total of two fumbles, while forcing three...**at Oakland (9/10):** Started at outside linebacker...recorded four tackles (three solo)...posted three tackles for loss...**vs. Arizona (9/16):** Started at outside linebacker...recorded one solo tackle and 1.0 sack, his first of the season and third of his career...**vs. Chargers (9/23):** Started and recorded one assisted tackle...added one quarterback hit...**vs. Minnesota (9/27):** Started and recorded two tackles (one solo)... **at Seattle (10/7):** Started and recorded four total tackles (two solo) on defense...added one special teams tackle...**at Denver (10/14):** Started at outside linebacker...recorded two tackles (one solo)... forced one fumble, his second-career forced fumble...**at San Francisco (10/21):** Started at outside linebacker...recorded three solo tackles...added his second sack of the season, bringing his career total to 4.0...forced one fumble, his second of the season... **vs. Green Bay (10/28):** Started at outside linebacker...recorded four tackles (two solo)...**at New Orleans (11/4):** Started at outside linebacker...recorded two solo tackles...forced one fumble...**vs. Seattle (11/11):** Started at outside linebacker...finished with three tackles (two solo)...**vs. Kansas City (11/19):** Recorded three total tackles (two solo), recorded 1.0 sack, one fumble recovery and one pick-six...the first player since 1982 to record all of those stats in a single game...added a touchdown on a fumble recovery...**at Detroit (12/2):** Started at outside linebacker...recorded two solo tackles...recovered one fumble...**at Chicago (12/9):** Started at outside linebacker...recorded two solo tackles... **vs. Philadelphia (12/16):** Played 41 defensive and 14 special teams snaps... recorded three assisted tackles on defense...**vs. Arizona (12/23):** Started at outside linebacker...played 20 defensive snaps and seven special teams snaps...did not record any stats...**vs. San Francisco (12/30):** Started at outside linebacker...recorded three tackles (one solo)...**Divisional Round vs. Dallas (1/12/19):** Earned first-career playoff start in his second-career postseason appearance...recorded two solo tackles, including one tackle for loss...posted one pass defensed...**Championship Round at New Orleans (1/20/19):** Played on defense and special teams... recorded three total tackles (two solo)...forced one fumble...**Super Bowl LIII (2/3/19):** Started at outside linebacker...recorded three solo tackles...added one special teams tackle.

2017 Season: Played in all 16 games and made two starts... finished the regular season with 38 tackles (18 solo), 2.0 sacks and one forced fumble...finished the regular season tied for the team lead in special teams tackles with eight...**vs. Indianapolis**

(9/10): Played on defense and special teams...notched four tackles (three solo) on defense...added one special teams tackle...**at New York Giants (11/5):** Saw action on defense and special teams...collected three tackles (two solo)...**vs. Houston (11/12):** Saw action on defense and special teams...earned his first-career sack on Texans QB Tom Savage and caused him to fumble...also had one solo tackle and one hit on the quarterback... **vs. New Orleans (11/26):** Saw action at outside linebacker... recorded two tackles (one solo), including one for loss...added 1.0 sack...**at Arizona (12/3):** Made his first-career start at outside linebacker...notched a season-high seven tackles (three solo)... **vs. Philadelphia (12/10):** Saw action on defense and on special teams...tallied seven tackles (three solo)...**vs. San Francisco (12/31):** Started at outside linebacker...notched three tackles (two solo)...**Wild Card vs. Atlanta (1/6/18):** Saw action on defense and on special teams...registered one tackle.

College: Played in 53 games, started 38..had 24.0 sacks in his career to rank sixth in school history...finished with 188 career tackles..one-of-six Eagle co-captains for the 2016 season... received Second-Team All-Big Sky honors in both 2014 and 2015, and first team accolades in 2016...was a Second Team Freshman All-America selection in 2013, in addition, to earning Big Sky All-Academic honors...his 38 career starts were the second-most among defensive players behind linebacker Miquiyah Zamora (45)...played in eight career playoff games and had 23 tackles with 4.5 sacks, an interception, a forced fumble and a fumble recovery...in his four seasons playing for Eastern, the Eagles won 41 games overall and were 28-4 in the Big Sky Conference.

Personal: Name pronounced "eh-BOO-kahm"...graduated from David Douglas High School in 2013...was selected to the All-Mount Hood Conference First Team as a defensive lineman and honorable mention as a tight end...was a two-way starter for the Scots and also played fullback, as a senior in 2012...also competed in basketball and track and field...placed second as a senior in both the javelin (school-record 205-6) and the shot put (personal-best 55-2 1/2) at the State 6A Track Championships... was third at state in the javelin as a sophomore.

Samson Ebukam, NFL Statistics

Regular Season

		Tackles						Interceptions					Fumbles		
Year	**Team**	**G/S**	**Total**	**Solo**	**Asst.**	**Sacks**	**Yards**	**Int.**	**Yards**	**Long**	**TD**	**PD**	**FF**	**FR**	**Yards**
2017	Los Angeles Rams	16/2	38	18	20	2.0	21.0	0	0	0	0	0	1	0	0
2018	Los Angeles Rams	16/14	39	24	15	3.0	11.0	1	25	25t	1	1	3	2	11t
2019	Los Angeles Rams	16/5	47	26	21	4.5	32.0	0	0	0	0	3	1	2	0
2020	Los Angeles Rams	12/10	21	11	10	1.5	8.0	0	0	0	0	1	0	0	0
Totals		**60/31**	**145**	**79**	**66**	**11.0**	**72.0**	**1**	**25**	**25t**	**1**	**5**	**5**	**4**	**11t**

Postseason

		Tackles						Interceptions					Fumbles		
Year	**Team**	**G/S**	**Total**	**Solo**	**Asst.**	**Sacks**	**Yards**	**Int.**	**Yards**	**Long**	**TD**	**PD**	**FF**	**FR**	**Yards**
2017	Los Angeles Rams	1/0	1	1	0	0.0	0.0	0	0	0	0	0	0	0	0
2018	Los Angeles Rams	3/2	8	7	1	0.0	0.0	0	0	0	0	1	1	0	0
Totals		**4/2**	**9**	**8**	**1**	**0.0**	**0.0**	**0**	**0**	**0**	**0**	**1**	**1**	**0**	**0**

Additional Career Statistics: Special Teams Tackles: 2018 regular season (1) 2018 postseason (1), 2017 (8).

Samson Ebukam, Game-By-Game

2020 Los Angeles Rams

Game	W/L	P/S	T	S	A	Sk	Yds	Int	Yds	Lg	TD	PD	FF	FR	Yds
Dal 9/13	W	1/1	4	2	2	0.0	0.0	0	0	0	0	0	0	0	0
at Phi 9/20	W	1/0	0	0	0	0.0	0.0	0	0	0	0	0	0	0	0
at Buf 9/27	L	1/1	0	0	0	0.0	0.0	0	0	0	0	0	0	0	0
NYG 10/4	W	1/1	4	1	3	0.5	1.0	0	0	0	0	0	0	0	0
at Was 10/11	W	1/1	1	1	0	0.0	0.0	0	0	0	0	0	0	0	0
at SF 10/18	L	1/1	1	1	0	0.0	0.0	0	0	0	0	0	0	0	0
Chi 10/26	W	1/1	0	0	0	0.0	0.0	0	0	0	0	0	0	0	0
at Mia 11/1	L	1/1	3	1	2	0.0	0.0	0	0	0	0	0	0	0	0
Sea 11/15	W	1/0	2	1	1	0.0	0.0	0	0	0	0	0	0	0	0
at TB 11/23	W	1/1	3	3	0	1.0	7.0	0	0	0	0	0	0	0	0
SF 11/29	L	1/1	1	0	1	0.0	0.0	0	0	0	0	1	0	0	0
at Ari 12/6	W	1/1	2	1	1	0.0	0.0	0	0	0	0	0	0	0	0
NE 12/10	-	0/0	0	0	0	0.0	0.0	0	0	0	0	0	0	0	0
NYJ 12/19	-	0/0	0	0	0	0.0	0.0	0	0	0	0	0	0	0	0
at Sea 12/27	-	0/0	0	0	0	0.0	0.0	0	0	0	0	0	0	0	0
Ari 1/3/21	-	0/0	0	0	0	0.0	0.0	0	0	0	0	0	0	0	0
Totals	**8-4**	**12/10**	**21**	**11**	**10**	**1.5**	**8.0**	**0**	**0**	**0**	**0**	**1**	**0**	**0**	**0**

2019 Los Angeles Rams

Game	W/L	P/S	T	S	A	Sk	Yds	Int	Yds	Lg	TD	PD	FF	FR	Yds
at Car 9/8	W	1/0	1	1	0	0.0	0.0	0	0	0	0	0	1	1	0
NO 9/15	W	1/0	1	1	0	0.0	0.0	0	0	0	0	0	0	0	0
at Cle 9/22	W	1/0	3	2	1	0.0	0.0	0	0	0	0	1	0	0	0
TB 9/29	L	1/0	3	1	2	0.0	0.0	0	0	0	0	0	0	0	0
at Sea 10/3	L	1/0	1	0	1	0.0	0.0	0	0	0	0	0	0	0	0
SF 10/13	L	1/1	6	2	4	0.0	0.0	0	0	0	0	0	0	0	0
at Atl 10/20	W	1/1	2	0	2	0.0	0.0	0	0	0	0	0	0	0	0
Cin 10/27	W	1/1	3	2	1	0.0	0.0	0	0	0	0	1	0	0	0
at Pit 11/10	L	1/0	2	1	1	0.0	0.0	0	0	0	0	0	0	0	0
Chi 11/17	W	1/0	4	3	1	0.0	0.0	0	0	0	0	1	0	0	0
Bal 11/25	L	1/1	7	3	4	1.5	7.0	0	0	0	0	0	0	0	0
at Ari 12/1	W	1/0	4	2	2	0.0	0.0	0	0	0	0	0	0	0	0
Sea 12/8	W	1/1	5	4	1	2.0	18.0	0	0	0	0	0	0	0	0
at Dal 12/15	L	1/0	3	2	1	0.0	0.0	0	0	0	0	0	0	0	0
at SF 12/21	L	1/0	1	1	0	1.0	7.0	0	0	0	0	0	0	0	0
Ari 12/29	W	1/0	1	1	0	0.0	0.0	0	0	0	0	0	0	1	0
Totals	**9-7**	**16/5**	**47**	**26**	**21**	**4.5**	**32.0**	**0**	**0**	**0**	**0**	**3**	**1**	**2**	**0**

2018 Los Angeles Rams

Game	W/L	P/S	T	S	A	Sk	Yds	Int	Yds	Lg	TD	PD	FF	FR	Yds
at Oak 9/10	W	1/1	4	3	1	0.0	0.0	0	0	0	0	0	0	0	0
Ari 9/16	W	1/1	1	1	0	1.0	7.0	0	0	0	0	0	0	0	0
LAC 9/23	W	1/1	1	0	1	0.0	0.0	0	0	0	0	0	0	0	0
Min 9/27	W	1/1	2	1	1	0.0	0.0	0	0	0	0	0	0	0	0
at Sea 10/7	W	1/1	4	2	2	0.0	0.0	0	0	0	0	0	0	0	0
at Den10/14	W	1/1	2	1	1	0.0	0.0	0	0	0	0	0	1	0	0
at SF 10/21	W	1/1	3	3	0	1.0	1.0	0	0	0	0	0	1	0	0
GB 10/28	W	1/1	4	2	2	0.0	0.0	0	0	0	0	0	0	0	0
at NO 11/4	L	1/1	2	2	0	0.0	0.0	0	0	0	0	0	1	0	0
Sea 11/11	W	1/1	3	2	1	0.0	0.0	0	0	0	0	0	0	0	0
KC 11/19	W	1/0	3	2	1	1.0	3.0	1	25	25t	1	1	0	1	11t
at Det 12/2	W	1/1	2	2	0	0.0	0.0	0	0	0	0	0	0	1	0
at Chi 12/9	L	1/1	2	2	0	0.0	0.0	0	0	0	0	0	0	0	0
Phi 12/16	L	1/0	3	0	3	0.0	0.0	0	0	0	0	0	0	0	0
at Ari 12/23	W	1/1	0	0	0	0.0	0.0	0	0	0	0	0	0	0	0
SF 12/30	W	1/1	3	1	2	0.0	0.0	0	0	0	0	0	0	0	0
Totals	**13-3**	**16/14**	**39**	**24**	**15**	**3.0**	**11.0**	**1**	**25**	**25t**	**1**	**1**	**3**	**2**	**11t**

2018 Postseason

Dal 1/12/19 *	W	1/1	2	2	0	0.0	0.0	0	0	0	0	1	0	0	0
at No 1/20/19 ^	W	1/0	3	2	1	0.0	0.0	0	0	0	0	0	1	0	0
NE 2/3/19 !	L	1/1	3	3	0	0.0	0.0	0	0	0	0	0	0	0	0
Totals	**2-1**	**3/2**	**8**	**7**	**1**	**0.0**	**0.0**	**0**	**0**	**0**	**0**	**1**	**1**	**0**	**0**

* Denotes NFC Divisional Playoff Game, ^ Denotes NFC Championship. ! Denotes Super Bowl LIII

2017 Los Angeles Rams

Game	W/L	P/S	T	S	A	Sk	Yds	Int	Yds	Lg	TD	PD	FF	FR	Yds
Ind 9/10	W	1/0	4	1	3	0.0	0.0	0	0	0	0	0	0	0	0
Was 9/17	L	1/0	1	1	0	0.0	0.0	0	0	0	0	0	0	0	0
at SF 9/21	W	1/0	3	0	3	0.0	0.0	0	0	0	0	0	0	0	0
at Dal 10/1	W	1/0	1	0	1	0.0	0.0	0	0	0	0	0	0	0	0
Sea 10/8	L	1/0	0	0	0	0.0	0.0	0	0	0	0	0	0	0	0
at Jax 10/15	W	1/0	2	2	0	0.0	0.0	0	0	0	0	0	0	0	0
Ari 10/22	W	1/0	1	0	1	0.0	0.0	0	0	0	0	0	0	0	0
at NYG 11/5	W	1/0	3	2	1	0.0	0.0	0	0	0	0	0	0	0	0
Hou 11/12	W	1/0	1	1	0	1.0	10.0	0	0	0	0	0	1	0	0
at Min 11/19	L	1/0	2	2	0	0.0	0.0	0	0	0	0	0	0	0	0
NO 11/26	W	1/0	2	1	1	1.0	11.0	0	0	0	0	0	0	0	0
at Ari 12/3	W	1/0	7	3	4	0.0	0.0	0	0	0	0	0	0	0	0
Phi 12/10	L	1/0	7	3	4	0.0	0.0	0	0	0	0	0	0	0	0
at Sea 12/17	W	1/0	1	0	1	0.0	0.0	0	0	0	0	0	0	0	0
at Ten 12/24	W	1/0	0	0	0	0.0	0.0	0	0	0	0	0	0	0	0
SF 12/31	L	1/1	3	2	1	0.0	0.0	0	0	0	0	0	0	0	0
Totals	**11-5**	**16/2**	**38**	**18**	**20**	**2.0**	**21.0**	**0**	**0**	**0**	**0**	**0**	**1**	**0**	**0**

2017 Postseason

Atl 1/6/18*	L	1/0	1	1	0	0.0	0.0	0	0	0	0	0	0	0	0
Totals	**0-1**	**1/0**	**1**	**1**	**0**	**0.0**	**0.0**	**0**	**0**	**0**	**0**	**0**	**0**	**0**	**0**

* Denotes NFC Wild Card Playoff Game

73 David Edwards

Offensive Line • Wisconsin • Downers Grove, Ill.

Ht./Wt.: 6-6/308
NFL Exp.: 2 (2nd Rams)
GP/GS, (Playoffs): 28/20, (0/0)
Birth Date: 3/20/1997
Acquired: D5-'19 (No. 169 Overall)

Transactions: Selected by the Rams in the fifth round (169th overall) of the 2019 NFL Draft (4/27/18).

Pro: Started 20 games and appeared in all 28 games through Week 13 of the 2020 season...allowed only 1.0 sack in his first professional season...started at both guard positions.

2020 Season: at Arizona (12/6): Started at left guard...helped provide time for QB Jared Goff to throw for over 350 yards passing, completing passes to nine different pass catchers... **vs. San Francisco (11/29):** Started at left guard...helped open the hole for RB Cam Akers to post a 61 yard rush, the longest rush by a Ram in the McVay era...**at Tampa Bay (11/23):** Started at left guard...helped provide a pocket for QB Jared Goff to throw for 376 yards on 51 attempts without allowing a single sack...**vs. Seattle (11/15):** Started at left guard...helped block for an offense that amassed 300-plus yards passing and over 100 yards rushing... **at Miami (11/1):** Started at left guard...helped provide time for QB Jared Goff to attempt 61 passes, while only absorbing 2.0 sacks... **vs. Chicago (10/26):** Started at left guard...helped plow the way for the Rams to record 161 rushing yards and average 4.7 yars per rush...**at San Francisco (10/18):** Started at left guard.. helped prevent QB Jared Goff from absorbing a sack...marked the first game during the 2020 season without a sack allowed... **at Washington (10/11):** Started at left guard...helped provide a pocket for QB Jared Goff to post a 111.7 QB rating, Goff's fourth-straight game with over 100 QBR...**vs. New York Giants (10/4):** Started at left guard...helped provide a pocket for QB Jared Goff to post a 103.1 QB rating, Goff's third-straight game with over a 100 QBR...**at Buffalo (9/27):** Started at left guard, his first start of the season...played all 69 offensive snaps...helped pave the way for RB Darrell Henderson Jr. to post 114 yards rushing on 20 attempts (5.7 yards/rush)...**at Philadelphia (9/20):** Played all 29 offensive snaps at guard...helped pave the way for the Rams rushing attack to gain 191 yards...as a unit allowed QB Jared Goff to be sacked only one time...**vs. Dallas (9/13):** Played five special teams snaps.

2019 Season: Made his NFL debut on special teams in a Week 1 win at Carolina...made first career start in Week 7 win at Atlanta...started at both guard positions...allowed only 1.0 sack as a rookie...**at Carolina (9/8):** Played seven special teams snaps... **vs. New Orleans (9/15):** Played five special teams snaps...**at Cleveland (9/22):** Played five special teams plays...**vs. Tampa Bay (9/29):** Played seven special teams snaps (18 percent)... **at Seattle (10/3):** Played six special teams snaps (19 percent)... **vs. San Francisco (10/13):** Played one special teams snap...**at Atlanta (10/20):** Started at right guard...helped provide a pocket for QB Jared Goff to throw for 268 yards and two touchdowns, without giving up a sack...**vs. Cincinnati (10/27):** Started at guard...helped provide a pocket for QB Jared Goff and WR Cooper Kupp to connect for 220 yards...**at Pittsburgh (11/10):** Started at right guard...also played right tackle...helped pave the way for RB Todd Gurley II to average over 6.0 yards per rush... **vs. Chicago (11/17):** Started at right guard...helped prevent QB Jared Goff from being sacked, the third time in the last four games Goff hasn't been sacked...**vs. Baltimore (11/25):** Started at right guard...played all 54 offensive snaps...**at Arizona (12/1):** Started at right guard...provided time for QB Jared Goff to throw for 424 yards, while plowing the way for the Rams to rush for 132 yards on the day...**vs. Seattle (12/8):** Started at right guard... helped provide time for QB Jared Goff to throw for 293 yards and two touchdowns without absorbing a sack...marked the fifth game this season Goff was not sacked...**at Dallas (12/15):** Started at right guard...played all 73 offensive snaps and one special teams play...**at San Francisco (12/21):** Started at right guard... prevented QB Jared Goff from absorbing a sack for the sixth game this season, the most no-sack games in a single-season in franchise history...**vs. Arizona (12/29):** Started at right guard... provided a pocket for QB Jared Goff to throw for 319 yards and three touchdowns.

College: Played in 37 games, with 31 starts at right tackle at Wisconsin...former high school quarterback began career at UW as a tight end before moving to offensive line prior to start of training camp in 2016...elected to forgo senior season and declare for 2019 NFL Draft...earned third letter after starting 10 games at right tackle as a junior in 2018...missed final three games of season due to injury...key cog in Badger rushing attack that led the Big Ten and ranked No. 6 nationally, averaging 273.4 yards per game...helped Badgers average 6.2 yards per rushing attempt, the fourth-best mark nationally...as a sophomore in 2017, started all 14 games at right tackle...earned second letter... heltped pave the way for RB Jonathan Taylor as he set FBS freshman rushing record with 1,977 yards...as an offensive line unit, allowed just 1.5 sacks per game, which led the Big Ten... Badgers finished the 2017 season ranked second in Big Ten in rushing offense (222.9 yards per game) and third in total offense (415.0 ypg)...earned first letter after playing in 13 games with seven starts at right tackle as a redshirt freshman in 2016...part of an offensive line that helped Badgers rush for 203.1 yards per game...redshirted as a true freshman in 2015.

Personal: Served as a volunteer coach and food pantry helper... majored in finance, investment and banking...parents are David and Pamela Edwards...father played football at Indiana...cousin, Garrett Edwards, played football at Illinois...great uncle, Ron Leoni, played football at Illinois.

Edwards' Career Games/Starts:

Year	Teams	GP/GS
2020	Los Angeles Rams	12/10
2019	Los Angeles Rams	16/10
Totals		**28/20**

71 Bobby Evans

Offensive Line • Oklahoma • Allen, Texas

Ht./Wt.: 6-4/312
NFL Exp.: 2 (2nd Rams)
GP/GS, (Playoffs): 14/7, (0/0)
Birth Date: 3/24/1997
Acquired: D3C-'19 (No. 97 Overall)

Transactions: Selected by the Rams in the third round (97th overall) of the 2019 NFL Draft (4/26/19).

Pro: Started seven games and appeared in 14 games through Week 4 of the 2020 season...did not allow a single sack or commit a penalty in seven starts as a rookie.

2020 Season: at Arizona (12/6): Did not play...**vs. San Francisco (11/29):** Did not play...**at Tampa Bay (11/23):** Did not play...**vs. Seattle (11/15):** Played one offensive snap...**at Miami (11/1):** Did not play...**vs. Chicago (10/26):** Did not play... **at San Francisco (10/18):** Did not play...**at Washington (10/11):** Declared inactive...**vs. New York Giants (10/4):** Played four special teams snaps...**at Buffalo (9/27):** Played five special teams snaps...**at Philadelphia (9/20):** Played six special teams snaps...**vs. Dallas (9/13):** Played five special teams snaps.

2019 Season: Made the Rams 53-man roster following training camp...made NFL debut in Week 7 win at Atlanta...earned first career start in Week 11 win over the Bears...did not allow a single sack or commit a penalty in seven starts as a rookie...**at Carolina (9/8):** Declared inactive...**vs. New Orleans (9/15):** Declared inactive...**vs. Tampa Bay (9/29):** Declared inactive...**at Cleveland (9/22):** Declared inactive...**at Seattle (10/3):** Declared inactive... **vs. San Francisco (10/13):** Declared inactive...**at Atlanta (10/20):** Played four offensive plays (five percent) and 10 special teams snaps (29 percent)...**vs. Cincinnati (10/27):** Played four special teams snaps...**at Pittsburgh (11/10):** Declared inactive... **vs. Chicago (11/17):** Made first-career start at right tackle... helped prevent QB Jared Goff from being sacked, the third time in the last four games Goff hasn't been sacked...**vs. Baltimore (11/25):** Started at right tackle...played all 54 offensive snaps... **at Arizona (12/1):** Started at right tackle...provided time for QB Jared Goff to throw for 424 yards, while plowing the way for the Rams to rush for 132 yards on the day...**vs. Seattle (12/8):** Started at right tackle..helped provide time for QB Jared Goff to throw for 293 yards and two touchdowns without absorbing a sack....marked the fifth game this season Goff was not sacked... **at Dallas (12/15):** Started at right tackle...played all 73 offensive snaps and one special teams play...**at San Francisco (12/21):** Started at right tackle..prevented QB Jared Goff from absorbing a sack for the sixth game this season, the most no-sack games in a single-season in franchise history...**vs. Arizona (12/29):** Started at right tackle...provided a pocket for QB Jared Goff to throw for 319 yards and three touchdowns.

College: In his fourth year on campus in 2018, started all 14 games at left tackle after moving over from right tackle in the offseason...named a second-team All-Big 12 selection by league's coaches and media...part of an offensive line unit that won the Joe Moore Award...honorable mention All-Big 12 selection by league's coaches...in 2017, started all 14 games at right tackle...an Academic All-Big 12 Second Team honoree...as a redshirt freshman in 2016, named an honorable mention All-Big 12 pick by league's coaches...an academic All-Big 12 First-Team honoree...did not play in opener against ULM and then started final 12 games at right tackle...played 594 snaps and allowed two sacks...redshirted as a true freshman in 2016.

Personal: His father, Bobby Joe Evans was the 1994-95 Texas Gatorade High School Player of the Year in basketball and played at OU...brother, Tay played linebacker at OU during 2015 and 2016 seasons...majored in human relations.

Evan's Career Games/Starts:

Year	Teams	GP/GS
2020	Los Angeles Rams	5/0
2019	Los Angeles Rams	9/7
Totals		**14/7**

81 Gerald Everett

Tight End • South Alabama • Decatur, Ga.

Ht./Wt.: 6-3/240
NFL Exp.: 4 (4th Rams)
GP/GS, (Playoffs): 57/8, (4/1)
Birth Date: 6/25/1994
Acquired: D2-'17 (No. 44 Overall)

Transactions: Selected by the Rams in the second round (44th overall) of the 2017 NFL Draft (4/29/17).

Pro: Fourth-year pro, has played in 57 regular season games and four postseason contests for the Rams since being drafted in 2017...tallied 1,314 yards receiving on 120 receptions with eight touchdowns, including his first multi-touchdown game in a 2018 Week 11 win vs. the Chiefs...posted five career rushing attempts for 31 yards...scored his first rushing touchdown in a 2020 Week 4 win over the Giants.

2020 Season: at Arizona (12/6): Started at tight end... caught four passes for 44 yards...**vs. San Francisco (11/29):** Caught two passes for 16 yards...**at Miami (11/1):** Caught five passes for 32 yards...**vs. Chicago (10/26):** Started at tight end... caught four passes for 28 yards and one touchdown...**at San Francisco (10/18):** Played 30 offensive snaps (50 percent)... caught three passes for 27 yards...**at Washington (10/11):** Posted 90 yards receiving on four receptions (22.5 yards/ reception)...had a 40-yard reception...**vs. New York Giants (10/4):** Started at tight end...caught one pass for 10 yards...tallied his first rushing attempt of the season, a 2-yard touchdown, his first rushing touchdown as a pro...**at Buffalo (9/27):** Played 28 offensive snaps (41 percent)...recorded two receptions for 34 yards...**at Philadelphia (9/20):** Played all 30 offensive snaps (43 percent)...**vs. Dallas (9/13):** Started at TE...recorded one pass for seven yards.

2019 Season: Third-year professional played in 13 2019 contests with two starts...posted 37 receptions for a career-best 408 yards on the season...recorded his first 100-plus receiving yard game in a Week 5 contest at Seattle...**at Carolina (9/8):** Caught one pass for seven yards...played 30 offesnive snaps (39 percent)...**vs. New Orleans (9/15):** Caught three passes for 21 yards...played 50 offensive snaps (71 percent)...**at Cleveland (9/22):** Earned his first start of the season at tight end...caught two passes for 15 yards...**vs. Tampa Bay (9/29):** Reeled in his 60th career catch...finished the the game with 44 yards and one touchdown on five receptions...**at Seattle (10/3):** Started at tight end...caught seven passes for a career-best 136 yards receiving, his first 100-yard receiving output of his career...**vs. San Francisco (10/13):** Caught two passes for nine yards...**at Atlanta (10/20):** Caught four passes for 50 yards...scored one touchdown in his return to his hometown of Atlanta...**vs. Cincinnati (10/27):** Caught two passes for 15 yards...**at Pittsburgh (11/10):** Caught career-high eight passes for 68 yards...**vs. Chicago (11/17):** Played 14 offensive snaps (25 percent)...caught one pass for 20 yards...**vs. Baltimore (11/25):** Caught two passes for 23 yards, including a 15-yard long...played 17 offensive snaps...**at Arizona (12/1):** Declared inactive...**vs. Seattle (12/8):** Declared inactive...**at Dallas (12/15):** Declared inactive...**at San Francisco (12/21):** Played four offensive snaps...did not record any stats... **vs. Arizona (12/29):** Played two special teams snaps...did not record any stats.

2018 Season: Played in all 16 games...finished with a season of career-bests in receptions (33), receiving yards (320), touchdowns (three), rushing attempts (two) and rushing yards (16)...**vs. Arizona (9/16):** Saw action at tight end and on special teams...recorded his first catch of the season for 17 yards...**vs. Minnesota (9/27):** Saw action at tight end and on special teams... caught one pass for 13 yards...**at Seattle (10/7):** recorded three receptions...totaled 24 yards receiving...**at Denver (10/14):** Posted two receptions for 24 yards (12.0 yards per reception)... **vs. Green Bay (10/28):** Caught one pass for a 22-yard gain...**at New Orleans (11/4):** Caught three passes for 48 yards...added one additional reception on a successful two-point conversion... **vs. Seattle (11/11):** Caught two passes for 15 yards...hauled in a 10-yard touchdown reception, his first score of the 2018 season... **vs. Kansas City (11/19):** Caught three passes for 49 yards and two touchdowns...his first career multi-touchdown game...scored the game-winning touchdown, a 40-yard touchdown strike from QB Jared Goff...**at Detroit (12/2):** Caught one pass for seven yards...played two special teams snaps...**at Chicago (12/9):** Played 36 offensive snaps and one special teams play...caught four passes for 29 yards (7.3 yards/reception)...**vs. Philadelphia (12/16):** Played 34 offensive snaps...caught a career-high five passes for 46 yards...**vs. Arizona (12/23):** Matched a career-high five receptions for 28 yards (5.6 yards/reception)...added two rushing attempts for 16 yards, including a 12-yard long... **Divisional Round vs. Dallas (1/12/19):** Played 34 offensive snaps...did not record any statistics...**Championship Round at New Orleans (1/20/19):** Earned his first-career postseason start in third-career playoff contest...caught two passes for 50 yards, including a 39-yarder...**Super Bowl LIII (2/3/19):** Played 44 offensive snaps...did not record any statistics.

2017 Season: Appeared in all 16 games and made two starts... finished the regular season with 16 receptions for 244 yards and two touchdowns...his 69-yard reception in Week 2 was the longest by a rookie tight end since 1992...**vs. Indianapolis (9/10):** Started at tight end in his first NFL game...notched one reception for 39 yards...**vs. Washington (9/17):** Played on offense...hauled in a 69-yard reception from QB Jared Goff...marked the second longest reception by a tight end in the NFL in 2017 (Atlanta's TE Austin Hooper registered an 88-yard reception in Week 1)...the reception is the longest by a rookie tight end in the NFL since Tampa Bay's Tyji Armstrong had an 81-yard reception vs. the L.A. Rams (12/6/92)...he added a 24-yard reception and finished the day leading the team in receiving yards with three catches for 95 yards...**at Jacksonville (10/16):** Saw action at tight end... scored his first career touchdown on a 4-yard reception fro QB Jared Goff...**at New York Giants (11/5):** Saw action at tight end... reeled in a 44-yard reception...only rookie with two 40-plus yard receptions this season...**Week 17 vs. San Francisco (12/31):** Saw action at tight end...recorded three receptions for 16 yards... **Wild Card vs. Atlanta (1/6/18):** Saw action at tight end and reeled in a four-yard reception.

College: A semifinalist for the John Mackey Award presented to the top tight end in the nation following his senior season in 2016...named first-team all-Sun Belt Conference...also earned first-team all-Sun Belt honors from Phil Steele Publications... tied for the team lead with 49 receptions, and was second on the squad with 717 yards receiving and four touchdown catches... finished the year tied for third among tight ends in the country in receiving yards per game and was tied for seventh in catches per contest...ended up sixth in the league in both categories as well... had a game-high 103 yards on five catches - including a 79-yard

touchdown reception on the Jaguars' second play of the second half - to help the program to its first ever victory over a nationally-ranked opponent in a 42-24 defeat of No. 19 San Diego State... followed up with a single game-best 125 yards on five receptions against SBC co-champion Arkansas State to become first player in school history to have 100-plus yards receiving in consecutive outings...tied his career-best single game receptions total with eight catches for 95 yards, including the game-winning reception to help lead the Jaguars to a 21-20 win...marked the program's first-ever victory over a Southeastern Conference opponent... as a junior in 2015, earned first-team all-Sun Belt Conference and named to the league's All-Newcomer Team after leading the Jaguars in receptions (41), receiving yards (575), touchdown catches (eight) and total touchdowns scored (12)...ended the campaign ranked sixth nationally among tight ends in receiving yards per game and tied for 11th at the position in the country in catches per contest...tied the school record for touchdown catches in a season…scored a touchdown in seven straight games, the second-longest streak in program history and the longest since moving to the NCAA Football Bowl Subdivision... attended University of Alabama-Birmingham in 2014...in his only season at UAB, caught 17 passes for 292 yards and a score while playing in all 12 games with one start...posted career high eight receptions for 93 yards against Conference USA West Division champion Louisiana Tech...from 2012-13, attended Hutchinson (Kan.) Community College.

Personal: Only played football his senior season at Columbia High...earned all-conference honors...was a three-year letterwinner in basketball and was also a member of the Eagle track and field team...full name is Gerald Rashard Everett...an interdisciplinary studies major.

Gerald Everett, NFL Statistics

Regular Season

			Receiving					Rushing				
Year	**Team**	**G/S**	**No.**	**Yards**	**Avg.**	**Long**	**TD**	**Att.**	**Yards**	**Avg.**	**Long**	**TD**
2017	Los Angeles Rams	16/2	16	244	15.3	69	2	1	13	13.0	13	0
2018	Los Angeles Rams	16/0	33	320	9.7	40t	3	2	16	8.0	12	0
2019	Los Angeles Rams	13/2	37	408	11.0	33	2	1	0	0.0	0	0
2020	Los Angeles Rams	12/4	34	342	10.1	40	1	1	2	2.0	2t	1
Totals		**57/8**	**120**	**1,314**	**11.0**	**69**	**8**	**5**	**31**	**6.2**	**13**	**1**

Postseason

			Receiving					Rushing				
Year	**Team**	**G/S**	**No.**	**Yards**	**Avg.**	**Long**	**TD**	**Att.**	**Yards**	**Avg.**	**Long**	**TD**
2017	Los Angeles Rams	1/0	1	4	4.0	4	0	0	0	0.0	0	0
2018	Los Angeles Rams	3/1	2	50	25.0	39	0	0	0	0.0	0	0
Totals		**4/1**	**3**	**54**	**18.0**	**39**	**0**	**0**	**0**	**0.0**	**0**	**0**

Gerald Everett, Game-By-Game

2020 Los Angeles Rams

			Receiving					Rushing				
Game	**W/L**	**P/S**	**No.**	**Yards**	**Avg.**	**Long**	**TD**	**Att.**	**Yards**	**Avg.**	**Long**	**TD**
Dal 9/13	W	1/1	1	7	7.0	7	0	0	0	0.0	0	0
at Phi 9/20	W	1/0	0	0	0.0	0	0	0	0	0.0	0	0
at Buf 9/27	L	1/0	2	34	17.0	0	0	0	0	0.0	0	0
NYG 10/4	W	1/1	1	10	10.0	10	0	1	2	2.0	2t	1
at Was 10/11	W	1/0	4	90	22.5	40	0	0	0	0.0	0	0
at SF 10/18	L	1/0	3	27	9.0	17	0	0	0	0.0	0	0
Chi 10/26	W	1/1	4	28	7.0	16	1	0	0	0.0	0	0
at Mia 11/1	L	1/0	5	32	6.4	11	0	0	0	0.0	0	0
Sea 11/15	W	1/0	2	27	13.5	16	0	0	0	0.0	0	0
at TB 11/23	W	1/0	4	27	6.8	18	0	0	0	0.0	0	0
SF 11/29	L	1/0	2	16	8.0	10	0	0	0	0.0	0	0
at Ari 12/6	W	1/1	6	44	7.3	22	0	0	0	0.0	0	0
NE 12/10	-	0/0	0	0	0.0	0	0	0	0	0.0	0	0
NYJ 12/19	-	0/0	0	0	0.0	0	0	0	0	0.0	0	0
at Sea 12/27	-	0/0	0	0	0.0	0	0	0	0	0.0	0	0
Ari 1/3/21	-	0/0	0	0	0.0	0	0	0	0	0.0	0	0
Totals	**8-4**	**12/4**	**24**	**342**	**10.1**	**40**	**1**	**1**	**2**	**2.0**	**2t**	**1**

2019 Los Angeles Rams

			Receiving					Rushing				
Game	**W/L**	**P/S**	**No.**	**Yards**	**Avg.**	**Long**	**TD**	**Att.**	**Yards**	**Avg.**	**Long**	**TD**
at Car 9/8	W	1/0	1	7	7.0	7	0	0	0	0.0	0	0
NO 9/15	W	1/0	3	21	7.0	11	0	0	0	0.0	0	0
at Cle 9/22	W	1/1	2	15	7.5	11	0	1	0	0.0	0	0
TB 9/29	L	1/0	5	44	8.8	15	1	0	0	0.0	0	0
at Sea 10/3	L	1/1	7	136	19.4	32	0	0	0	0.0	0	0
SF 10/13	L	1/0	2	9	4.5	12	0	0	0	0.0	0	0
at Atl 10/20	W	1/0	4	50	12.5	33	1	0	0	0.0	0	0
Cin 10/27	W	1/0	2	15	7.5	11	0	0	0	0.0	0	0
at Pit 11/10	L	1/0	8	68	8.5	17	0	0	0	0.0	0	0
Chi 11/17	W	1/0	1	20	20.0	20	0	0	0	0.0	0	0
Bal 11/25	L	1/0	2	23	11.5	15	0	0	0	0.0	0	0
at Ari 12/1	W					Inactive						
Sea 12/8	W					Inactive						
at Dal 12/15	L					Inactive						
at SF 12/21	L	1/0	0	0	0.0	0	0	0	0	0.0	0	0
Ari 12/29	W	1/0	0	0	0.0	0	0	0	0	0.0	0	0
Totals	**9-7**	**13/2**	**37**	**408**	**11.0**	**33**	**2**	**1**	**0**	**0.0**	**0**	**0**

2018 Los Angeles Rams

			Receiving					Rushing				
Game	**W/L**	**P/S**	**No.**	**Yards**	**Avg.**	**Long**	**TD**	**Att.**	**Yards**	**Avg.**	**Long**	**TD**
at Oak 9/10	W	1/0	0	0	0.0	0	0	0	0	0.0	0	0
Ari 9/16	W	1/0	1	17	17.0	17	0	0	0	0.0	0	0
LAC 9/23	W	1/0	1	3	3.0	3	0	0	0	0.0	0	0
Min 9/27	W	1/0	1	13	13.0	13	0	0	0	0.0	0	0
at Sea 10/7	W	1/0	3	24	8.0	10	0	0	0	0.0	0	0
at Den 10/14	W	1/0	2	24	12.0	12	0	0	0	0.0	0	0
at SF 10/21	W	1/0	1	-5	-5.0	-5	0	0	0	0.0	0	0
GB 10/28	W	1/0	1	22	22.0	22	0	0	0	0.0	0	0
at NO 11/4	L	1/0	3	48	16.0	20	0	0	0	0.0	0	0
Sea 11/11	W	1/0	2	15	7.5	10t	1	0	0	0.0	0	0
KC 11/19	W	1/0	3	49	16.3	40t	2	0	0	0.0	0	0
at Det 12/2	W	1/0	1	7	7.0	7	0	0	0	0.0	0	0
at Chi 12/9	L	1/0	4	29	7.3	9	0	0	0	0.0	0	0
Phi 12/16	L	1/0	5	46	9.2	20	0	0	0	0.0	0	0
at Ari 12/23	W	1/0	5	28	5.6	9	0	2	16	8.0	12	0
SF 12/30	W	1/0	0	0	0.0	0	0	0	0	0.0	0	0
Totals	**13-3**	**16/0**	**33**	**320**	**9.7**	**40t**	**3**	**2**	**16**	**8.0**	**12**	**0**
2018 Postseason												
Dal 1/12/19 *	W	1/0	0	0	0.0	0	0	0	0	0.0	0	0
at NO 1/20/19 ^	W	1/1	2	50	25.0	39	0	0	0	0.0	0	0
NE 2/3/19 !	L	1/0	0	0	0.0	0	0	0	0	0.0	0	0
Totals	**2-1**	**3/1**	**2**	**50**	**25.0**	**39**	**0**	**0**	**0**	**0.0**	**0**	**0**

* Denotes NFC Divisional Playoff Game, ^ Denotes NFC Championship, ! Denotes Super Bowl LIII

2017 Los Angeles Rams

			Receiving					Rushing				
Game	**W/L**	**P/S**	**No.**	**Yards**	**Avg.**	**Long**	**TD**	**Att.**	**Yards**	**Avg.**	**Long**	**TD**
Ind 9/10	W	1/1	1	39	39.0	39	0	0	0	0.0	0	0
Was 9/17	L	1/0	3	95	31.7	69	0	0	0	0.0	0	0
at SF 9/21	W	1/0	0	0	0.0	0	0	0	0	0.0	0	0
at Dal 10/1	W	1/0	1	8	8.0	8	0	0	0	0.0	0	0
Sea 10/8	L	1/0	1	8	8.0	8	0	0	0	0.0	0	0
at Jax 10/15	W	1/0	1	4	4.0	0	1	0	0	0.0	0	0
Ari 10/22	W	1/0	0	0	0.0	0	0	0	0	0.0	0	0
at NYG 11/5	W	1/0	1	44	44.0	44	0	1	13	13.0	13	0
Hou 11/12	W	1/1	0	0	0.0	0	0	0	0	0.0	0	0
at Min 11/19	L	1/0	1	8	8.0	8	0	0	0	0.0	0	0
NO 11/26	W	1/0	1	9	9.0	9	0	0	0	0.0	0	0
at Ari 12/3	W	1/0	2	7	3.5	6	1	0	0	0.0	0	0
Phi 12/10	L	1/0	1	6	6.0	6	0	0	0	0.0	0	0
at Sea 12/17	W	1/0	0	0	0.0	0	0	0	0	0.0	0	0
at Ten 12/24	W	1/0	0	0	0.0	0	0	0	0	0.0	0	0
SF 12/3	L	1/0	3	16	5.3	6	0	0	0	0.0	0	0
Totals	**11-5**	**16/2**	**16**	**244**	**15.3**	**69**	**2**	**1**	**13**	**13.0**	**13**	**0**
2017 Postseason												
Atl 1/6/18 *	L	1/0	1	4	4.0	4	0	0	0	0.0	0	0
Totals	**0-1**	**1/0**	**1**	**4**	**4.0**	**4**	**0**	**0**	**0**	**0.0**	**0**	**0**

* Denotes NFC Wild Card Playoff Game

54 Leonard Floyd

Linebacker • Georgia • Eastman, Ga.

Ht./Wt.: 6-5/240
NFL Exp.: 5 (1st Rams)
GP/GS, (Playoffs): 66/66, (1/1)
Birth Date: 9/8/1992
Acquired: FA-'20

Transactions: Signed with the Los Angeles Rams as an unrestricted free agent (3/18/20)...released by the Bears (3/17/20)...Chicago excercised fifth-year option (5/1/2019)... drafted by the Chicago Bears in the first round (9th overall) in the 2016 NFL Draft (4/28/16).

Pro: Fifth-year pro, started all 66 career regular season games played and started his only postseason game...registered a then career-best 7.0 sacks as a rookie in 2016, earning a spot on the PFWA All-Rookie Team, and matched the career-best 7.0 sacks through his first nine games with the Rams...tallied 19 total tackles (128 solo) in his career...recorded 25.5 career sacks resulting in 178.5 yards lost...posted first-career interception in 2018 at Buffalo (11/4) and returned it 19 yards for a touchdown...started all 16 regular season games during the 2018 and 2019 seasons.

2020 Season: at Arizona (12/6): Logged two tackles (one solo)...**vs San Francisco (11/29):** Recorded seven total tackles (two solo) and one TFL...**at Tampa Bay (11/23):** Assisted on two tackles...**vs. Seattle (11/15):** Posted the first 3.0 sack game of his career...levied five hits on the quarterback, two TFL and one fumble recovery...added solo five tackles...**at Miami (11/1):** Started at outside linebacker...recovered one fumble...posted one hit on the quarterback...**vs Chicago (10/26):** Levied 2.0 sacks against his former team for 19 yards of loss...posted six tackles (four solo), three quarterback hits and two TFL...**at San Francisco (10/18):** Started his 60th career game at outside linebacker... tallied five tackles (two solo) and one TFL...**at Washington (10/11):** Started at outside linebacker...recorded two tackles (one solo), one TFL and one hit on the quarterback...**vs. New York Giants (10/4):** Started at outside linebacker...tallied two tackles (one solo) and one hit on the quarterback...**at Buffalo (9/27):** Started at outside linebacker...posted 1.0 sack (seven yards) to surpass 20-plus sacks in his career...tallied three total tackles and one TFL...**at Philadelphia (9/20):** Started at outside linebacker... tallied one tackle and one hit on Eagles QB Carson Wentz...saw action on 67 defensive snaps (87 percent)...**vs. Dallas (9/13)**: Started at outside linebacker...posted four total tackles (two solo) in the season opener...levied 1.0 sacks for a seven yard loss with one additional QBH and one tackle-for-loss.

2019 Season: Started 16 games for Chicago...recorded 40 tackles (27 solo), 3.0 sacks, three tackles for loss, 12 QBH and one pass defensed...tied a career-high 2.0 in the opener vs. GB... **vs. Green Bay (9/5):** Started at linebacker...matched a career-best 2.0 sacks, resulting in 14 yards lost...posted two additional hits on Packers QB Aaron Rodgers...recorded four solo tackles... **at Denver (9/15):** Started at linebacker...posted two solo tackles... added one quarterback hit...**at Washington (9/23):** Started at linebacker...recorded four tackles (one solo)...**vs. Minnesota (9/29):** Started at linebacker...played all 51 defensive snaps (85 percent)...did not record any stats...**at Oakland (10/6):** Started at linebacker...recorded one solo tackle...**vs. New Orleans (10/20):** Started at linebacker...recorded three solo stops...**vs. Chargers (10/27):** Started at linebacker...recorded four tackles (two solo)... **at Philadelphia (11/3):** Started at linebacker...tied a career-high six tackles (four solo)...added 1.0 sack for a four-yard loss...tallied one QB hit...**at Detroit (11/10):** Started at linebacker...tallied two solo tackles...added two quarterback hits...**at Rams (11/17):** Started at linebacker...recorded two assisted tackles...hit Rams QB Jared Goff once...**vs. Giants (11/24):** Started at linebacker... recorded one assisted tackle...posted a season-high four QB hits...**at Detroit (11/28):** Started at linebacker...recorded three solo tackles...**vs. Dallas (12/5):** Started at linebacker...recorded one solo tackle...**at Green Bay (12/15):** Started at linebacker... recorded one solo tackle...**vs. Kansas City (12/22):** Started at linebacker...posted five tackles (three solo)...**at Minnesota (12/29):** Started at linebacker...assisted on one tackle.

2018 Season: Started all 16 regular season games with an additional postseason start in the Wild Card round with the Bears...posted 50 tackles (33 solo), five sacks totaling 40 yards for loss and one fumble recovery...levied 13 QBH and returned his first professional interception 19 yards for a touchdown...**at Green Bay (9/9):** Started at linebacker...logged two tackles...**vs. Seattle (9/17):** Started at linebacker...recovered one fumble...tallied three solo tackles with one pass defensed...**vs. Arizona (9/23):** Started at linebacker...tallied one assisted tackle...**vs. Tampa Bay: (9/30):** Started at linebacker...deflected one pass...tallied two solo tackles... **at Miami (10/14):** Started at linebacker...recorded four tackles (two solo)...**vs. New England (10/21):** Started at linebacker...posted three solo tackles...**at Jets (10/28):** Started at linebacker...posted two solo tackles... **at Buffalo (11/14):** Started at linebacker...picked off Bills QB Nathan Peterman and ran back his first professional interception 19 yards for a touchdown...also his first career pick six...posted four tackles (one solo)...deflected one pass...**vs. Detroit (11/11):** Started at linebacker...recorded his first sack on the season for a five-yard loss...posted one solo tackle... **vs. Minnesota (11/18):** Started at linebacker...logged five solo tackles... **at Detroit (11/22):** Started at linebacker... assisted on two tackles... **at Giants (12/2):** Started at linebacker... levied one sack for a loss of seven yards...tallied three (one solo) tackles...**vs. Rams (12/9):** Started at linebacker...posted two tackles (one solo)...**vs. Green Bay (12/16):** Started at linebacker... levied two sacks on Packers QB Aaron Rodgers accounting for 20 yards-for-loss...posted a season-high six solo tackles... **at San Francisco (12/23):** Started at linebacker...recorded one tackle...**at Minnesota (12/30):** Started at linebacker...posted six tackles (three solo)...**vs. Philadelphia (1/6/19):** Started his first postseason appearance in the Wild Card round...tallied one sack...posted three tackles (two solo).

2017 Season: Started all 10 games played for Chicago...posted 34 tackles (24 solo) with 4.5 sacks accounting for 31 total yards-for-loss...recovered one fumble for 21 yards...deflected two passes... **vs. Atlanta (9/10):** Started at linebacker...deflected one pass... tallied five tackles (three solo)...**at Tampa Bay (9/17):** Started at linebacker...assisted on one tackle...**vs. Pittsburgh (9/24):** Started at linebacker...assisted on one tackle...**at Green Bay (10/28):** Started at linebacker...posted one sack...recorded three solo tackles...**vs. Minnesota (10/9):** Started at linebacker...tallied two sacks for 20 yards-for-loss...recorded a season-high six solo tackles...**at Baltimore (10/15):** Started at linebacker...assisted on two tackles...**vs. Carolina (10/22):** Started at linebacker...posted one sack...logged four tackles (three solo)...**vs. Detroit (11/19):** Started at linebacker...tallied five solo tackles.

2016 Season: Started 12 games...named to the PFWA All-Rookie Team...assisted on one sack in his first professional appearance in Chicago...tallied 33 tackles (22 solo)...levied seven sacks

tallying 49.5 total yards-for-loss...deflected two passes...forced and recovered one fumble...**at Houston (9/11):** Started the season opener at linebacker...tallied six tackles (two solo) and contributed 0.5 sacks for 4.5 yards-for-loss in his first professional appearance... **vs. Philadelphia (9/19):** Started at linebacker...posted two solo tackles...**at Dallas (9/25):** Started at linebacker...recorded four solo tackles (five total)...**vs. Detroit (10/2):** Started at linebacker...did not record any stats...**at Green Bay (10/20):** Started at linebacker... recorded his first multi-sack game (2.0) accounting for 23 yards-for-loss...forced and recovered one fumble...tallied three tackles (two solo)...**vs. Minnesota (10/31):** Started at linebacker...posted one sack...recorded two solo tackles...**at Tampa Bay (11/13):** Started at linebacker...levied 1.5 sacks to mark the first time to professionally record a sack in three-consecutive games (4.5)...tallied five tackles (two solo) with one pass deflected...**at Giants (11/20):** Started at linebacker...posted two tackles... **vs. San Francisco (12/4):** Started at linebacker...posted two sacks...tallied four solo tackles... **at Detroit (12/11):** Started at linebacker...logged three tackles (two solo)...**vs. Green Bay (12/18):** Started at linebacker...did not record any stats...**vs. Washington (12/24):** Started at linebacker...posted one solo tackle.

College: Appeared in 34 games with the Georgia Bulldogs... posted 182 tackles (90 solo) from 2013-15...Butkus Award finalist.. named to the All-SEC second team in 2015...levied 17 sacks which ranks 11th all-time in school history...forced five fumbles while returning one fumble recovery for a 96-yard touchdown...played in the 2016 TaxSlayer Bowl posting six tackles (three solo)...ranked No. 7 in sacks (6.5) in the SEC during the 2013 season...ranked in the Top Ten SEC Leaderboard as a freshman for forced fumbles where he would earn the honor in back-to-back seasons (2013-14)...in 2015, started in 13 games...logged 72 tackles (35 solo)... recorded 4.5 sacks with a fumble recovery returned 96 yards for a touchdown at Tennessee...in 2014, appeared in eleven games garnering six sacks...forced three fumbles and recovered one... tallied 55 tackles (34 solo) marking consecutive seasons to post 50-plus tackles in a single season...in 2013, named in the SEC Top Ten Leaderboard for forced fumbles...tallied 55 tackles (21 solo)... forced two fumbles and levied 6.5 sacks as a freshman.

Personal: Attended Dodge County High School...started 32 of 38 appearances with the Indians...tallied 182 tackles and 17 sacks... selected to the 2011 Super Southeast 120 by the Mobile (Ala.) Register as a defensive end...competed at shotput in the 2011 GHSA Boys AA State Championships held in Athens, Ga.

Leonard Floyd, NFL Statistics

Regular Season

			Tackles					Interceptions					Fumbles		
Year	**Team**	**G/S**	**Total**	**Solo**	**Asst.**	**Sacks**	**Yards**	**Int.**	**Yards**	**Long**	**TD**	**PD**	**FF**	**FR**	**Yards**
2016	Chicago Bears	12/12	33	23	10	7.0	49.5	0	0	0	0	2	1	1	0
2017	Chicago Bears	10/10	34	24	10	4.5	31.0	0	0	0	0	2	0	1	21
2018	Chicago Bears	16/16	47	34	13	4.0	40.0	1	19	19t	1	4	0	1	0
2019	Chicago Bears	16/16	40	27	13	3.0	18.0	0	0	0	0	1	0	0	0
2020	Los Angeles Rams	11/11	39	21	18	7.0	48.0	0	0	0	0	0	0	2	0
Totals		**65/65**	**193**	**129**	**64**	**25.5**	**178.5**	**1**	**19**	**19t**	**1**	**9**	**1**	**5**	**21**

Postseason

			Tackles					Interceptions					Fumbles		
Year	**Team**	**G/S**	**Total**	**Solo**	**Asst.**	**Sacks**	**Yards**	**Int.**	**Yards**	**Long**	**TD**	**PD**	**FF**	**FR**	**Yards**
2018	Chicago Bears	1/1	3	2	1	1.0	8.0	0	0	0	0	0	0	0	0
Totals		**1/1**	**3**	**2**	**1**	**1.0**	**8.0**	**0**	**0**	**0**	**0**	**0**	**0**	**0**	**0**

Leonard Floyd, Game-By-Game

2020 Los Angeles Rams

Game	W/L	P/S	T	S	A	Sk	Yds	Int	Yds	Lg	TD	PD	FF	FR	Yds
Dal 9/13	W	1/1	4	2	2	1.0	7.0	0	0	0	0	0	0	0	0
at Phi 9/20	W	1/1	1	0	1	0.0	0.0	0	0	0	0	0	0	0	0
at Buf 9/27	L	1/1	3	3	0	1.0	7.0	0	0	0	0	0	0	0	0
NYG 10/4	W	1/1	2	1	1	0.0	0.0	0	0	0	0	0	0	0	0
at Was 10/11	W	1/1	2	1	1	0.0	0.0	0	0	0	0	0	0	0	0
at SF 10/18	L	1/1	5	2	3	0.0	0.0	0	0	0	0	0	0	0	0
Chi 10/26	W	1/1	6	4	2	2.0	19.0	0	0	0	0	0	0	0	0
at Mia 11/1	L	1/1	0	0	0	0.0	0.0	0	0	0	0	0	0	1	0
Sea 11/15	W	1/1	5	5	0	3.0	15.0	0	0	0	0	0	0	1	0
at TB 11/23	W	1/1	2	0	2	0.0	0.0	0	0	0	0	0	0	0	0
SF 11/29	L	1/1	7	2	5	0.0	0.0	0	0	0	0	0	0	0	0
at Ari 12/6	W	1/1	2	1	1	0.0	0.0	0	0	0	0	0	0	0	0
NE 12/10	-	0/0	0	0	0	0.0	0.0	0	0	0	0	0	0	0	0
NYJ 12/19	-	0/0	0	0	0	0.0	0.0	0	0	0	0	0	0	0	0
at Sea 12/27	-	0/0	0	0	0	0.0	0.0	0	0	0	0	0	0	0	0
Ari 1/3/21	-	0/0	0	0	0	0.0	0.0	0	0	0	0	0	0	0	0
Totals	**8-4**	**12/12**	**39**	**21**	**18**	**7.0**	**48.0**	**0**	**0**	**0**	**0**	**0**	**0**	**2**	**0**

2018 Chicago Bears

Game	W/L	P/S	T	S	A	Sk	Yds	Int	Yds	Lg	TD	PD	FF	FR	Yds
at GB 9/9	L	1/1	2	1	1	0.0	0.0	0	0	0	0	0	0	0	0
Sea 9/17	W	1/1	3	3	0	0.0	0.0	0	0	0	0	1	0	1	0
Ari 9/23	W	1/1	1	0	1	0.0	0.0	0	0	0	0	0	0	0	0
TB 9/30	W	1/1	2	2	0	0.0	0.0	0	0	0	0	1	0	0	0
at Mia 10/14	L	1/1	4	2	1	0.0	0.0	0	0	0	0	0	0	0	0
NE 10/21	L	1/1	3	3	0	0.0	0.0	0	0	0	0	0	0	0	0
NYJ 10/28	W	1/1	2	2	0	0.0	0.0	0	0	0	0	0	0	0	0
at Buf 11/4	W	1/1	4	1	3	0.0	0.0	1	19	19	1	1	0	0	0
Det 11/11	W	1/1	1	1	0	1.0	5.0	0	0	0	0	0	0	0	0
Min 11/18	W	1/1	5	5	0	0.0	0.0	0	0	0	0	0	0	0	0
at Det 11/22	W	1/1	2	0	2	0.0	0.0	0	0	0	0	0	0	0	0
at NYG 12/2	L	1/1	3	1	1	1.0	7.0	0	0	0	0	0	0	0	0
LAR 12/9	W	1/1	2	1	1	0.0	0.0	0	0	0	0	1	0	0	0
vs GB 12/16	W	1/1	6	6	0	2.0	20.0	0	0	0	0	0	0	0	0
at SF 12/23	W	1/1	1	0	0	0.0	0.0	0	0	0	0	0	0	0	0
at Min 12/30	W	1/1	6	3	3	0.0	0.0	0	0	0	0	0	0	0	0
Totals	**12-4**	**16/16**	**47**	**31**	**13**	**4.0**	**32.0**	**1**	**19**	**19**	**1**	**4**	**0**	**1**	**0**

2018 Postseason

Game	W/L	P/S	T	S	A	Sk	Yds	Int	Yds	Lg	TD	PD	FF	FR	Yds
Phi 1/6/19 *	L	1/1	3	2	1	1.0	8.0	0	0	0	0	1	0	0	0
Totals	**0-1**	**1/1**	**3**	**2**	**1**	**1.0**	**8.0**	**0**	**0**	**0**	**0**	**1**	**0**	**0**	**0**

* Denotes NFC Wild Card Playoff Game

2016 Chicago Bears

Game	W/L	P/S	T	S	A	Sk	Yds	Int	Yds	Lg	TD	PD	FF	FR	Yds
at Hou 9/11	L	1/1	6	2	4	0.5	4.5	0	0	0	0	0	0	0	0
Phi 9/19	L	1/1	2	2	0	0.0	0.0	0	0	0	0	0	0	0	0
at Dal 9/25	L	1/1	5	4	1	0.0	0.0	0	0	0	0	0	0	0	0
Det 10/2	W	1/1	0	0	0	0.0	0.0	0	0	0	0	0	0	0	0
at Ind 10/9	L	0/0	0	0	0	0.0	0.0	0	0	0	0	0	0	0	0
vs Jax 10/16	L	0/0	0	0	0	0.0	0.0	0	0	0	0	0	0	0	0
at GB 10/20	L	1/1	3	2	1	2.0	23.0	0	0	0	0	0	1	1	0
Min 10/31	W	1/1	2	2	0	1.0	5.0	0	0	0	0	0	0	0	0
at TB 11/13	L	1/1	5	2	2	1.5	9.0	0	0	0	0	1	0	0	0
at NYG 11/20	L	1/1	2	1	1	0.0	0.0	0	0	0	0	0	0	0	0
vs Ten 11/27	L	0/0	0	0	0	0.0	0.0	0	0	0	0	0	0	0	0
SF 12/4	W	1/1	4	4	0	2.0	8.0	0	0	0	0	0	0	0	0
at Det 12/11	L	1/1	3	2	1	0.0	0.0	0	0	0	0	1	0	0	0
GB 12/18	L	1/1	0	0	0	0.0	0.0	0	0	0	0	0	0	0	0
Was 12/24	L	1/1	1	1	0	0.0	0.0	0	0	0	0	0	0	0	0
at Min 1/1/18	L	0/0	0	0	0	0.0	0.0	0	0	0	0	0	0	0	0
Totals	**3-13**	**12/12**	**33**	**22**	**10**	**7.0**	**49.5**	**0**	**0**	**0**	**0**	**2**	**1**	**1**	**0**

2019 Chicago Bears

Game	W/L	P/S	T	S	A	Sk	Yds	Int	Yds	Lg	TD	PD	FF	FR	Yds
GB 9/5	L	1/1	4	4	0	2.0	14	26	26	0	0	0	0	0	0
at Den 9/15	W	1/1	2	2	0	0.0	0.0	0	0	0	0	0	0	0	0
at Was 9/23	W	1/1	4	1	3	0.0	0.0	0	0	0	0	0	0	0	0
Min 9/29	W	1/1	0	0	0	0.0	0.0	0	0	0	0	0	0	0	0
at Oak 10/6	L	1/1	1	1	0	0.0	0.0	0	0	0	0	0	0	0	0
NO 10/20	L	1/1	3	3	0	0.0	0.0	0	0	0	0	0	0	0	0
LAC 10/27	L	1/1	4	2	2	0.0	0.0	0	0	0	0	0	0	0	0
at Phi 11/3	L	1/1	6	4	2	1.0	4.0	0	0	0	0	0	0	0	0
Det 11/10	W	1/1	2	2	0	0.0	0.0	0	0	0	0	0	0	0	0
at LAR 11/17	L	1/1	2	0	2	0.0	0.0	0	0	0	0	0	0	0	0
NYG 11/24	W	1/1	1	0	1	0.0	0.0	0	0	0	0	0	0	0	0
at Det 11/28	W	1/1	3	3	0	0.0	0.0	0	0	0	0	0	0	0	0
Dal 12/5	W	1/1	1	1	0	0.0	0.0	0	0	0	0	0	0	0	0
at GB 12/15	L	1/1	1	1	0	0.0	0.0	0	0	0	0	0	0	0	0
KC 12/22	L	1/1	5	3	2	0.0	0.0	0	0	0	0	0	0	0	0
at Min 12/29	W	1/1	1	0	1	0.0	0.0	0	0	0	0	1	0	0	0
Totals	**8-8**	**16/16**	**40**	**27**	**13**	**3.0**	**18.0**	**0**	**0**	**0**	**0**	**1**	**0**	**0**	**0**

2017 Chicago Bears

Game	W/L	P/S	T	S	A	Sk	Yds	Int	Yds	Lg	TD	PD	FF	FR	Yds
Atl 9/10	L	1/1	5	3	2	0.0	0.0	0	0	0	0	1	0	0	0
at TB 9/17	L	1/1	2	0	2	0.0	0.0	0	0	0	0	0	0	1	21
Pit 9/24	W	1/1	1	0	1	0.0	0.0	0	0	0	0	0	0	0	0
at GB 10/28	L	1/1	3	3	0	1.0	1.0	0	0	0	0	0	0	0	0
Min 10/9	L	1/1	6	6	0	2.0	20.0	0	0	0	0	0	0	0	0
at Bal 10/15	W	1/1	2	0	2	0.0	0.0	0	0	0	0	0	0	0	0
Car 10/22	W	1/1	4	3	1	1.0	6.0	0	0	0	0	0	0	0	0
at NO 10/29	L	1/1	2	1	1	0.0	0.0	0	0	0	0	1	0	0	0
GB 11/12	L	1/1	4	3	1	0.5	4.0	0	0	0	0	0	0	0	0
Det 11/19	L	1/1	5	5	0	0.0	0.0	0	0	0	0	0	0	0	0
at Phi 11/26	L	0/0	0	0	0	0.0	0.0	0	0	0	0	0	0	0	0
SF 12/3	L	0/0	0	0	0	0.0	0.0	0	0	0	0	0	0	0	0
at Cin 12/10	W	0/0	0	0	0	0.0	0.0	0	0	0	0	0	0	0	0
at Det 12/16	L	0/0	0	0	0	0.0	0.0	0	0	0	0	0	0	0	0
Cle 12/24	W	0/0	0	0	0	0.0	0.0	0	0	0	0	0	0	0	0
Min 12/31	L	0/0	0	0	0	0.0	0.0	0	0	0	0	0	0	0	0
Totals	**5-11**	**10/10**	**34**	**24**	**10**	**4.5**	**31.0**	**0**	**0**	**0**	**0**	**2**	**0**	**1**	**21**

97 Morgan Fox

Defensive Line • CSU-Pueblo • Colorado Springs, Colo.

Ht./Wt.: 6-3/275
NFL Exp.: 4 (5th Rams)
GP/GS, (Playoffs): 48/5, (1/0)
Birth Date: 9/12/1994
Acquired: UDFA-'16

Transactions: Signed to the club's active roster from the practice squad (12/15/16)...added to the Rams practice squad (10/13/16)...released (10/11/16)...added to the team's active roster from the practice squad (10/8/16)...signed to the practice squad (9/5/16)...released (9/3/16)...signed with the Los Angeles Rams as an undrafted free agent (5/6/16).

Pro: Fourth-year pro joined the team as an undrafted free agent following the 2016 NFL Draft...spent the entire 2018 season on injured reserve...played in 48 career regular season games with five starts...amassed 6.5 career sacks.

2020 Season: at Arizona (12/6): Did not record any stats... **vs San Francisco (11/29):** Posted 1.0 sack for an 11-yard loss...recovered one fumble...recorded three solo tackles, one quarterback hit and one TFL...**at Tampa Bay (11/23):** Recorded two hits on the quarterback and one pass defensed...**vs Seattle (11/15):** Started his fifth career game on the defensive line... recorded one solo tackle...**at Miami (11/1):** Posted one tackle... **vs Chicago (10/26):** Saw action on 29 defensive snaps (46 percent)...did not record any stats...**at San Francisco (10/18):** Tallied three tackles (two solo)...played on 28 defensive snaps... **at Washington (10/11):** Posted two tackles (one solo) and one quarterback hit...**vs. New York Giants (10/4):** Appeared in his 40th game as a Ram...tallied four tackles and 1.0 sacks (11-yard loss)...forced one fumble and posted one TFL...**at Buffalo (9/27):** Saw action on 23 defensive snaps...levied 1.0 sacks for 12-yards-for-loss, his first of the season, four total tackles (two solo) and one tackle-for-loss...**at Philadelpia (9/20):** Appeared in his 38th career game...saw action on 29 defensive snaps (41 percent)...did not record any stats...**vs. Dallas (9/13):** Appeared in the season opener along the defensive line...tallied three total tackles (two solo) with one pass deflection.

2019 Season: Returned after spending entire 2018 campaign on injured reserve...appeared in all 16 games while making a single-season career-high three starts...recorded first sack since 2017 season in Week 10 contest at Pittsburgh...**at Carolina (9/8):** Combined for one tackle defensively...played 15 snaps (22 percent) on defense...**vs. New Orleans (9/15):** Played 16 snaps (25 percent) at defensive end...also contributed on six special teams snaps...**at Cleveland (9/22):** Picked up one tackle while playing 13 snaps (18 percent) at defensive end...played five special teams snaps...**vs. Tampa Bay (9/29):** Played 19 defensive snaps (26 percent) and seven plays on special teams (18 percent)...**at Seattle (10/3):** Earned second-career start at defensive end...tallied three solo tackles...played 20 defensive snaps (27 percent)...**vs. San Francisco (10/13):** Assisted on one tackle while playing 24 snaps (31 percent) on defense... **at Atlanta (10/20):** Tallied one quarterback hit while playing 22 plays (40 percent) defensively...**vs. Cincinnati (10/27):** Recorded one solo tackle while playing 22 snaps (27 percent) defensively... **at Pittsburgh (11/10):** Recorded one tackle while adding 1.0 sack, his first of the season...played 15 snaps defensively (20 percent)...**vs. Chicago (11/17):** Recorded two tackles (one solo) while playing 24 defensive snaps (32 percent)...**vs. Baltimore (11/25):** Earned third-career start at defensive end...assisted on one tackle while playing 15 defensive snaps (19 percent)...**at Arizona (12/1):** Recorded two tackles (one solo)...while playing 37 defensive snaps (58 percent)...**vs. Seattle (12/8):** Started at defensive end...tallied two solo tackles while playing 29 defensive snaps (43 percent)...**at Dallas (12/15):** Assisted on one tackle while playing 25 defensive snaps (36 percent)...**at San Francisco (12/21):** Recorded 1.0 sack for a loss of eight yards...tallied one solo tackle along with one tackle for loss and a quarterback hit... **vs. Arizona (12/29):** Recorded one solo tackle while playing 40 defensive snaps (59 percent).

2018 Season: Placed on injured reserve prior to the start of the 2018 season.

2017 Season: Played in all 16 regular season games with one start and saw action in one playoff game...finished the regular season with 24 tackles (15 solo), 2.5 sacks, two tackles for loss and one forced fumble...**vs. Indianapolis (9/10):** Played on defense and special teams...made two solo tackles, including one for loss...tackled Colts QB Jacoby Brissett in the end zone for a safety...**vs. Washington (9/17):** Saw action on defense and special teams...split his first career sack with OLB Robert Quinn on Redskins QB Kirk Cousins...recorded one assisted tackle...**at San Francisco (9/21):** Saw action on defense and special teams...notched one solo tackle for a loss, 1.0 sack and one quarterback hit...**at Jacksonville (10/16):** Saw action on defense and special teams...recorded three tackles (two solo)... added 1.0 sack, one quarterback hit and one forced fumble...**vs. San Francisco (12/31):** Saw action on defense and on special teams...recorded four tackles (three solo)...**Wild Card vs. Atlanta (1/6/18):** Saw action at defensive end...tallied four tackles (three solo) and two quarterback hits.

2016 Season: Played in four games as a rookie after spending 13 of the first 14 weeks of the season on the club's practice squad...compiled six tackles (four solo) in addition to one forced fumble and one fumble recovery...**vs. San Francisco (12/24):** Notched three tackles (two solo)...tallied one forced fumble and one fumble recovery...**vs. Arizona (1/1):** Tallied two tackles (one solo).

College: Owns the Colorado State-Pueblo record for sacks in a season (17.0) and career (36.0)...totaled 164 career tackles (82 solo), 49.5 tackles for loss, four fumble recoveries, two forced fumbles and 11 break-ups...as a senior in 2015, named a finalist for the Cliff Harris Small College Defensive Player of the Year...honored as the runner-up for the Gene Upshaw Division II Lineman of the Year Award...First Team All-American (Coaches Association)...finished first in the nation in sacks per game with 1.42, while the 128 sack yards was first nationally...finished the season with 52 tackles (32 solo), forced and recovered a fumble and added one pass break-up...member of a Pack defense that finished third nationally in interceptions (24), third in scoring defense (15.8), 11th in rushing defense (94.6), 17th in total defense (308.8), 18th in tackles for loss (8.2) and 19th in sacks per game (3.0)...as a junior in 2013, appeared in 15 games at defensive end for the Pack…recorded 57 total tackles, 27 solo… second on the team with 12.5 sacks…his 18.5 tackles for loss was also second on the squad…as a sophomore in 2013, started in

all 12 games...had 45 tackles for an average of 8.5 yards a loss, and 6.0 sacks for 41 yards...as a freshman in 2012, finished the season with 10 tackles.

Personal: Attended Fountain-Fort Carson High School...named a first-team All-Conference selection during his senior year...also an honorable mention All-Conference selection, a first-team All-City selection and an All-State Game selection ...during his senior year, made 112 tackles, 8.0 sacks, five fumble recoveries and two forced fumbles...named the team's defensive MVP and top defensive lineman...also competed in wrestling and lacrosse... son of Joe and Helen Fox and Cathy Antoniou...has four younger siblings, Madi, Marlee, Jack Fox and Theodore Antoniou...Uncles, Oscar and Isaac Wood, competed in wrestling...majored in exercise science.

Morgan Fox, NFL Statistics

Regular Season

			Tackles					Interceptions					Fumbles		
Year	**Team**	**G/S**	**Total**	**Solo**	**Asst.**	**Sacks**	**Yards**	**Int.**	**Yards**	**Long**	**TD**	**PD**	**FF**	**FR**	**Yards**
2016	Los Angeles Rams	4/0	6	4	2	0.0	0.0	0	0	0	0	0	1	1	0
2017	Los Angeles Rams	16/1	24	15	9	2.5	13.5	0	0	0	0	0	1	1	0
2018	Los Angeles Rams					Injured Reserve									
2019	Los Angeles Rams	16/3	18	12	6	2.0	9.0	0	0	0	0	0	0	0	0
2020	Los Angeles Rams	12/1	19	15	4	3.0	34.0	0	0	0	0	2	1	1	3
Totals		**48/5**	**67**	**46**	**21**	**7.5**	**56.5**	**0**	**0**	**0**	**0**	**2**	**3**	**3**	**3**

Postseason

			Tackles					Interceptions					Fumbles		
Year	**Team**	**G/S**	**Total**	**Solo**	**Asst.**	**Sacks**	**Yards**	**Int.**	**Yards**	**Long**	**TD**	**PD**	**FF**	**FR**	**Yards**
2017	Los Angeles Rams	1/0	4	3	1	0.5	1.5	0	0	0	0	0	0	0	0
Totals		**1/0**	**4**	**3**	**1**	**0.5**	**1.5**	**0**	**0**	**0**	**0**	**0**	**0**	**0**	**0**

Additional Career Statistics: Recorded his first NFL score when he tackled Colts QB J. Brissett in the end zone (9/10/17).

Morgan Fox, Game-By-Game

2020 Los Angeles Rams

Game	W/L	P/S	T	S	A	Sk	Yds	Int	Yds	Lg	TD	PD	FF	FR	Yds
Dal 9/13	W	1/0	3	2	1	0.0	0.0	0	0	0	0	1	0	0	0
at Phi 9/20	W	1/0	0	0	0	0.0	0.0	0	0	0	0	0	0	0	0
at Buf 9/27	L	1/0	2	2	0	1.0	12.0	0	0	0	0	0	0	0	0
NYG 10/4	W	1/0	4	4	0	1.0	11.0	0	0	0	0	0	1	0	0
at Was 10/11	W	1/0	2	1	1	0.0	0.0	0	0	0	0	0	0	0	0
at SF 10/18	L	1/0	3	2	1	0.0	0.0	0	0	0	0	0	0	0	0
Chi 10/26	W	1/0	0	0	0	0.0	0.0	0	0	0	0	0	0	0	0
at Mia 11/1	L	1/0	1	0	1	0.0	0.0	0	0	0	0	0	0	0	0
Sea 11/15	W	1/1	1	1	0	0.0	0.0	0	0	0	0	0	0	0	0
at TB 11/23	W	1/1	0	0	0	0.0	0.0	0	0	0	0	1	0	0	0
SF 11/29	L	1/0	3	3	0	1.0	11.0	0	0	0	0	0	0	1	3
at Ari 12/6	W	1/0	0	0	0	0.0	0.0	0	0	0	0	0	0	0	0
NE 12/10	-	0/0	0	0	0	0.0	0.0	0	0	0	0	0	0	0	0
NYJ 12/19	-	0/0	0	0	0	0.0	0.0	0	0	0	0	0	0	0	0
at Sea 12/27	-	0/0	0	0	0	0.0	0.0	0	0	0	0	0	0	0	0
Ari 1/3/21	-	0/0	0	0	2	0.0	0.0	0	0	0	0	0	0	0	0
Totals	**8-4**	**12/1**	**19**	**15**	**4**	**3.0**	**34.0**	**0**	**0**	**0**	**0**	**2**	**1**	**1**	**3**

2017 Los Angeles Rams

Game	W/L	P/S	T	S	A	Sk	Yds	Int	Yds	Lg	TD	PD	FF	FR	Yds
Ind 9/10	W	1/0	2	2	0	0.0	0.0	0	0	0	0	0	0	0	0
Was 9/17	L	1/0	1	0	1	0.5	5.5	0	0	0	0	0	0	0	0
at SF 9/21	W	1/0	1	1	0	1.0	5.0	0	0	0	0	0	0	0	0
at Dal 10/1	W	1/0	2	1	1	0.0	0.0	0	0	0	0	0	0	0	0
Sea 10/8	L	1/0	2	2	0	0.0	0.0	0	0	0	0	0	0	0	0
at Jax 10/15	W	1/0	3	2	3	1.0	3.0	0	0	0	0	0	1	0	0
Ari 10/22	W	1/0	0	0	0	0.0	0.0	0	0	0	0	0	0	0	0
at NYG 11/5	W	1/0	2	0	2	0.0	0.0	0	0	0	0	0	0	0	0
Hou 11/12	W	1/0	1	1	0	0.0	0.0	0	0	0	0	0	0	0	0
at Min 11/19	L	1/0	1	1	0	0.0	0.0	0	0	0	0	0	0	0	0
NO 11/26	W	1/0	0	0	0	0.0	0.0	0	0	0	0	0	0	0	0
at Ari 12/2	W	1/0	3	2	1	0.0	0.0	0	0	0	0	0	0	0	0
Phi 12/10	L	1/0	0	0	0	0.0	0.0	0	0	0	0	0	0	0	0
at Sea 12/17	W	1/0	2	0	2	0.0	0.0	0	0	0	0	0	0	1	0
at Ten 12/24	W	1/0	0	0	0	0.0	0.0	0	0	0	0	0	0	0	0
SF 12/31	L	1/1	4	3	1	0.0	0.0	0	0	0	0	0	0	0	0
Totals	**11-5**	**16/1**	**24**	**15**	**9**	**2.5**	**13.5**	**0**	**0**	**0**	**0**	**0**	**1**	**1**	**0**

2017 Postseason

Atl 1/6/18	L	1/0	5	4	1	0.5	1.5	0	0	0	0	0	0	0	0
Totals	**0-1**	**1/0**	**5**	**4**	**1**	**0.5**	**1.5**	**0**	**0**	**0**	**0**	**0**	**0**	**0**	**0**

2019 Los Angeles Rams

Game	W/L	P/S	T	S	A	Sk	Yds	Int	Yds	Lg	TD	PD	FF	FR	Yds
at CAR 9/8	W	1/0	1	1	0	0.0	0.0	0	0	0	0	0	0	0	0.0
NO 9/15	W	1/0	0	0	0	0.0	0.0	0	0	0	0	0	0	0	0.0
at Cle 9/22	W	1/0	1	0	1	0.0	0.0	0	0	0	0	0	0	0	0.0
TB 9/29	L	1/0	0	0	0	0.0	0.0	0	0	0	0	0	0	0	0.0
at Sea 10/3	L	1/1	3	3	0	0.0	0.0	0	0	0	0	0	0	0	0.0
SF 10/13	L	1/0	1	0	1	0.0	0.0	0	0	0	0	0	0	0	0.0
at Atl 10/20	W	1/0	0	0	0	0.0	0.0	0	0	0	0	0	0	0	0.0
Cin 10/27	W	1/0	1	1	0	0.0	0.0	0	0	0	0	0	0	0	0.0
at Pit 11/10	L	1/0	1	1	0	1.0	1.0	0	0	0	0	0	0	0	0.0
Chi 11/17	W	1/0	2	1	1	0.0	0.0	0	0	0	0	0	0	0	0.0
Bal 11/25	L	1/1	1	0	1	0.0	0.0	0	0	0	0	0	0	0	0.0
at Ari 12/1	W	1/0	2	1	1	0.0	0.0	0	0	0	0	0	0	0	0.0
Sea 12/8	W	1/1	2	2	0	0.0	0.0	0	0	0	0	0	0	0	0.0
at Dal 12/15	L	1/0	1	0	1	0.0	0.0	0	0	0	0	0	0	0	0.0
at SF 12/21	L	1/0	1	1	0	1.0	8.0	0	0	0	0	0	0	0	0.0
Ari 12/29	W	1/0	1	0	0	0.0	0.0	0	0	0	0	0	0	0	0.0
Totals	**9-7**	**16/3**	**18**	**12**	**6**	**2.0**	**9.0**	**0**	**0.0**	**0**	**0**	**0**	**0**	**0**	**0.0**

2016 Los Angeles Rams

Game	W/L	P/S	T	S	A	Sk	Yds	Int	Yds	Lg	TD	PD	FF	FR	Yds
at SF 9/12	L					Practice Squad									
Sea 9/18	W					Practice Squad									
at TB 9/25	W					Practice Squad									
at Ari 10/2	W					Practice Squad									
Buf 10/9	L	1/0	0	0	0	0.0	0	0	0	0	0	0	0	0	0
at Det 10/16	L					Practice Squad									
NYG 10/23	L					Practice Squad									
Car 11/6	L					Practice Squad									
at NYJ 11/13	W					Practice Squad									
Mia 11/20	L					Practice Squad									
at NO 11/27	L					Practice Squad									
at NE 12/4	L					Practice Squad									
Atl 12/11	L					Practice Squad									
at Sea 12/15	L	1/0	1	1	0	0.0	0	0	0	0	0	0	0	0	0
SF 12/24	L	1/0	3	2	1	0.0	0	0	0	0	0	0	1	1	0
Ari 1/1/17	L	1/0	2	1	1	0.0	0	0	0	0	0	0	0	0	0
Totals	**4-12**	**4/0**	**6**	**4**	**2**	**0.0**	**0**	**0**	**0**	**0**	**0**	**0**	**1**	**1**	**0**

32 Jordan Fuller

Safety • Ohio State • Old Tappan, N.J.

Ht./Wt.: 6-2/203
NFL Exp.: Rookie
GP/GS, (Playoffs): 8/8, (0/0)
Birth Date: 3/4/1998
Acquired: D6-'20 (No. 199 Overall)

Transactions: Selected by the Rams in the sixth round (199th overall) of the 2020 NFL Draft (4/25/20).

Pro: Led the team in tackles with eight total tackles (five solo) Week 1 vs. Dallas, which ties for second in franchise history for total tackles by a rookie in his NFL debut.

2020 Season:at Arizona (12/6): Posted three solo tackles...**vs San Francisco (11/29):** Snared his third interception of the season and returned it 2-yards...logged one pass defensed...recorded four total tackles (one solo)...**at Tampa Bay (11/23):** Posted his first multi-interception game of his career with his first career interception coming off of QB Tom Brady...tallied four tackles...**at San Francisco (10/18):** Returned to the active roster...started at safety...recorded three solo tackles...**at San Francisco (10/18):** Placed on injured reserve...**at Washington (10/11):** Started at safety...tallied four total tackles (three solo) and two passes defensed...**vs. New York Giants (10/4):** Declared inactive... **at Buffalo (9/27):** Started at safety...saw action on eight defensive snaps...did not record any stats...**at Philadelphia (9/20):** Started his second career game at safety...posted nine total tackles (five solo)...saw action on every defensive snap and three snaps on special teams...**vs. Dallas (9/13):** Opened his NFL debut starting in the secondary and lead the team in tackles with eight total tackles (five solo).

College: Played in all 13 of the Buckeyes games as a true freshman in 2016, playing mostly on special teams with 71 snaps played on defense and making 11 tackles (7 solo)…named starting safety going into 2017 as a sophomore, replacing Malik Hooker…played in all 13 games making 70 tackles, including a team-leading 57 solo stops, two tackles for loss and two interceptions…named third team All-Big Ten Conference and a Big Ten Distinguished Scholar…going into 2018 as a junior he was named a team captain…according to Northjersey.com fellow CB Jeff Okudah says the defense referred to him as "Captain Fuller, QB of the defense"…he played 13 games recorded 81 tackles, second highest on the team, with one interception, four passes broken up and two fumble recoveries…he was named second team All-Big Ten by the league's coaches and honorable mention by the media and was named an Academic All-American…he remained a captain going into his senior season in 2019 and entered the year on the Jim Thorpe Award and Bronko Nagurski Trophy watchlists…he played all 14 games making 62 tackles (42 solo) with two interceptions, four pass break-ups and one fumble recovery…his best game on the season was against Michigan State with seven tackles (five solo) and an interception with a return of 26 yards…named a semifinalist for the Jason Witten Man of the Year award, the Lott IMPACT Trophy and finalist for the William V. Campbell Trophy…named first team All-Big Ten.

Personal: Grew up in Norwood, New Jersey and attended Northern Valley Regional High School at Old Tappan...played multiple positions for the Golden Knights and was named the Gatorade Player of the Year for New Jersey and the State Player of the Year by NJ.com as a senior after rushing for 747 yards and 10 touchdowns, catching 33 passes for 886 yards and five TDs and throwing for 135 yards on offense and making 44 tackles and intercepting six passes on defense…played in the U.S. Army All-American Bowl…son of Bart Fuller and Cindy Mizelle…his mother is a professional touring singer who has performed with Bruce Springsteen, the Rolling Stones, Whitney Houston and Luther Vandross, among others…brother, Devin, played collegiately at UCLA and spent a season with the Atlanta Falcons…has one sister, Jasmine.

Jordan Fuller, NFL Statistics

			Regular Season												
			Tackles					Interceptions					Fumbles		
Year	Team	G/S	Total	Solo	Asst.	Sacks	Yards	Int.	Yards	Long	TD	PD	FF	FR	Yards
2020	Los Angeles Rams	8/8	35	24	11	0.0	0.0	3	45	37	0	5	0	0	0
Totals		**8/8**	**35**	**24**	**11**	**0.0**	**0.0**	**3**	**45**	**37**	**0**	**5**	**0**	**0**	**0**

Jordan Fuller, Game-By-Game

2020 Los Angeles Rams

Game	W/L	P/S	T	S	A	Sk	Yds	Int	Yds	Lg	TD	PD	FF	FR	Yds
Dal 9/13	W	1/1	8	5	3	0.0	0.0	0	0	0	0	0	0	0	0
at Phi 9/20	W	1/1	9	5	4	0.0	0.0	0	0	0	0	0	0	0	0
at Buf 9/27	L	1/1	0	0	0	0.0	0.0	0	0	0	0	0	0	0	0
NYG 10/4	W	Inactive													
at Was 10/11	W	1/1	4	3	1	0.0	0.0	0	0	0	0	2	0	0	0
at SF 10/18	L	Injured Reserve													
Chi 10/26	W	Injured Reserve													
at Mia 11/1	L	Injured Reserve													
Sea 11/15	W	1/1	3	3	0	0.0	0.0	0	0	0	0	0	0	0	0
at TB 11/23	W	1/1	4	4	0	0.0	0.0	2	43	0	0	2	0	0	0
SF 11/29	L	1/1	4	1	3	0.0	0.0	1	3	0	0	1	0	0	0
at Ari 12/6	W	1/1	3	3	0	0.0	0.0	0	0	0	0	0	0	0	0
NE 12/10	-	0/0	0	0	0	0.0	0.0	0	0	0	0	0	0	0	0
NYJ 12/19	-	0/0	0	0	0	0.0	0.0	0	0	0	0	0	0	0	0
at Sea 12/27	-	0/0	0	0	0	0.0	0.0	0	0	0	0	0	0	0	0
Ari 1/3/21	-	0/0	0	0	0	0.0	0.0	0	0	0	0	0	0	0	0
Totals	**8-4**	**8/8**	**35**	**24**	**11**	**0.0**	**0.0**	**3**	**45**	**0**	**0**	**5**	**0**	**0**	**0**

91 Greg Gaines

Defensive Tackle • Washington • La Habra, Calif.

Ht./Wt.: 6-1/312
NFL Exp.: 2 (2nd Rams)
GP/GS, (Playoffs): 22/0, (0/0)
Birth Date: 5/6/1996
Acquired: D4-'19 (No. 134 Overall)

Transactions: Selected by the Rams in the fourth round (134th overall) of the 2019 NFL Draft (4/27/18).

Pro: Second year pro out of Washington...made NFL debut in 2019 Week 2 game against New Orleans...has appeared in 22 games and recorded 26 tackles (13 solo) and one fumble recovery in his career.

2020 Season: at Arizona (12/6): Recovered the first fumble of his career...**vs San Francisco (11/29):** Posted two solo tackles... **at Tampa Bay (11/23):** Appeared in his 20th career game...played eight defensive snaps (12 percent)...did not record any stats...**vs Seattle (11/15):** Saw action on 10 defensive snaps (15 percent)... did not record any stats...**at Miami (11/1):** Tallied two tackles (one solo)... **vs Chicago (10/26):** Recorded 0.5 sack for a 2-yard loss...assisted on two tackles... **at San Francisco (10/18):** Tallied three solo tackles...**at Washington (10/11):** Appeared in his 15th career game...posted one solo tackle...**vs. New York Giants (10/4):** Tallied two assisted tackles...**at Buffalo (9/27):** Appeared in his 13th career game...posted one solo tackle...saw action on 10 defensive snaps...**at Philadelphia (9/20):** Saw action on six defensive snaps and three on special teams...did not record any stats...**vs. Dallas (9/13):** Appeared in the season opener on the defensive line...played 14 defensive snaps (19 percent)...did not record any stats.

2019 Season: Appeared in 10 games in his rookie campaign... made NFL debut in Week 2 win over New Orleans...recorded first tackle in Week 5 at Seattle...recorded first sack in Week 12 against Baltimore...**at Carolina (9/8):** Declared inactive...**vs. New Orleans (9/15):** Made NFL debut and played three snaps defensively... **at Cleveland (9/8):** Declared inactive...**vs. Tampa Bay (9/29):** Declared inactive...**at Seattle (10/3):** Recorded two tackles while playing 13 snaps defensively...**vs. San Francisco (10/13):** Assisted on three tackles while playing 28 snaps (36 percent) on defense...**at Atlanta (10/20):** Declared inactive...**vs. Cincinnati (10/27):** Declared inactive...**at Pittsburgh (11/10):** Recorded one quarterback hit while playing 25 snaps (34 percent) defensively... **vs. Chicago (11/17):** Declared inactive...**vs. Baltimore (11/25):** Tallied 0.5 sack, the first of his career...totaled four tackles (one solo)...added one quarterback hit...**at Arizona (12/1):** Recorded three tackles (two solo) while playing 25 defensive snaps (39 percent)...**vs. Seattle (12/8):** Recorded one solo tackle while playing 15 defensive snaps (22 percent)...**at Dallas (12/15):** Played 21 defensive snaps (30 percent)...did not record any stats...**at San Francisco (12/21):** Played 12 defensive snaps (21 percent)...did not record any stats...**vs. Arizona (12/29):** Played 14 defensive snaps (21 percent)...did not record any stats.

College: Played in 54 games at Washington...totaled 148 tackles (74 solo) in his four seasons of action as a Husky...added 9.5 career sacks, 20.5 tackles for loss, four passes defensed, one fumble recovery and one interception as a collegiate athlete... winner of the 2018 Morris Trophy as the top defensive lineman (as voted by opposing team players) in the Pac-12...played in and started all 14 games as a senior in 2018...finished with a career-high 55 tackles and 25 solo stops...matched a single-season best 3.5 sacks for a career-best 31 yards lost...recorded first career interception vs. Stanford...tied his career high with 10 tackles, including two tackles for loss and 1.0 sack at California...for the third straight season, won the L. Wait Rising Defensive Lineman of the Year award at the UW postseason awards banquet...named to the academic All-Pac-12 Second-Team as a junior in 2017...played in and started all 13 games as a junior...earned Second-Team All-Pac-12 honors...posted 30 tackles (16 solo)...posted 2.5 sacks for 11 yards lost...posted a career-high three passes defensed and recovered the lone fumble of his career...finished the win over Rutgers with four tackles and a career-high two pass break-ups... for the second year in a row, won the L. Wait Rising Lineman of the Year Award at the UW postseason awards banquet...started all 14 games at defensive tackle as a sophomore in 2016...posted a then career-best 35 tackles (21 solo) and established a single-season best 3.5 sacks for 19 yards lost...led UW with seven total tackles, including two for loss, in the win over Portland State... added four tackles, including half of a tackle for loss in the Pac-12 Championship Game win over Colorado...won the first-of-three L. Wait Rising Lineman of the Year Award at the team's postseason banquet...played in all 13 games, with six starts as a redshirt freshman in 2015...earned honorable mention All-Pac-12...made Husky debut in the opener at Boise State...posted 28 tackles (12 solo)...earned first collegiate start at Stanford and recorded two tackles...redshirted as a true freshman in 2014.

Personal: Earned MVP of the Freeway League and first-team All-CIF Southern Section Southwest Division on the defensive line in as a prep in 2013...also earned First-Team All-County from the *Orange County Register* and All-Area honors from the *Whittier Daily News*...earned Third-Team All-State from CalHiSports.com... played running back in short-yardage situations at La Habra High School.

Greg Gaines, NFL Statistics

Regular Season

			Tackles					Interceptions					Fumbles		
Year	**Team**	**G/GS**	**Total**	**Solo**	**Asst.**	**Sacks**	**Yards**	**Int.**	**Yards**	**Long**	**TD**	**PD**	**FF**	**FR**	**Yards**
2019	Los Angeles Rams	10/0	13	6	7	0.5	2.0	0	0	0	0	0	0	0	0
2020	Los Angeles Rams	12/0	13	7	6	0.5	2.0	0	0	0	0	0	0	1	0
Totals		**22/0**	**26**	**13**	**13**	**1.0**	**4.0**	**0**	**0**	**0**	**0**	**0**	**0**	**1**	**0**

Greg Gaines, Game-By-Game

2020 Los Angeles Rams

Game	W/L	P/S	T	S	A	Sk	Yds	Int	Yds	Lg	TD	PD	FF	FR	Yds
Dal 9/13	W	1/0	0	0	0	0.0	0.0	0	0	0	0	0	0	0	0
at Phi 9/20	W	1/0	0	0	0	0.0	0.0	0	0	0	0	0	0	0	0
at Buf 9/27	L	1/0	1	0	1	0.0	0.0	0	0	0	0	0	0	0	0
NYG 10/4	W	1/0	2	0	2	0.0	0.0	0	0	0	0	0	0	0	0
at Was 10/11	W	1/0	1	1	0	0.0	0.0	0	0	0	0	0	0	0	0
at SF 10/18	L	1/0	3	3	0	0.0	0.0	0	0	0	0	0	0	0	0
Chi 10/26	W	1/0	2	0	2	0.5	2.0	0	0	0	0	0	0	0	0
at Mia 11/1	L	1/0	2	1	1	0.0	0.0	0	0	0	0	0	0	0	0
Sea 11/15	W	1/0	0	0	0	0.0	0.0	0	0	0	0	0	0	0	0
at TB 11/23	W	1/0	0	0	0	0.0	0.0	0	0	0	0	0	0	0	0
SF 11/29	L	1/0	2	2	0	0.0	0.0	0	0	0	0	0	0	0	0
at Ari 12/6	W	1/0	0	0	0	0.0	0.0	0	0	0	0	0	0	1	0
NE 12/10	-	0/0	0	0	0	0.0	0.0	0	0	0	0	0	0	0	0
NYJ 12/19	-	0/0	0	0	0	0.0	0.0	0	0	0	0	0	0	0	0
at Sea 12/27	-	0/0	0	0	0	0.0	0.0	0	0	0	0	0	0	0	0
Ari 1/3/21	-	0/0	0	0	0	0.0	0.0	0	0	0	0	0	0	0	0
Totals	**8-4**	**12/0**	**13**	**7**	**6**	**0.5**	**2.0**	**0**	**0**	**0**	**0**	**0**	**0**	**1**	**0**

2019 Los Angeles Rams

Game	W/L	P/S	T	S	A	Sk	Yds	Int	Yds	Lg	TD	PD	FF	FR	Yds
at CAR 9/8	W	Inactive													
NO 9/15	W	1/0	0	0	0	0.0	0.0	0	0.0	0	0	0	0	0	0.0
at Cle 9/22	W	Inactive													
TB 9/29	L	Inactive													
at Sea 10/3	L	1/0	2	2	0	0.0	0.0	0	0.0	0	0	0	0	0	0.0
SF 10/13	L	1/0	3	0	3	0.0	0.0	0	0.0	0	0	0	0	0	0.0
at Atl 10/20	W	Inactive													
Cin 10/27	W	Inactive													
at Pit 11/10	L	1/0	0	0	0	0.0	0.0	0	0.0	0	0	0	0	0	0.0
Chi 11/17	W	Inactive													
Bal 11/25	L	1/0	4	1	3	0.5	2.0	0	0	0	0	0	0	0	0.0
at Ari 12/1	W	1/0	3	2	1	0.0	0.0	0	0	0	0	0	0	0	0.0
Sea 12/8	W	1/0	1	1	0	0.0	0.0	0	0	0	0	0	0	0	0.0
at Dal 12/15	L	1/0	0	0	0	0.0	0.0	0	0	0	0	0	0	0	0.0
at SF 12/21	L	1/0	0	0	0	0.0	0.0	0	0	0	0	0	0	0	0.0
Ari 12/29	W	1/0	0	0	0	0.0	0.0	0	0	0	0	0	0	0	0.0
Totals	**9-7**	**10/0**	**13**	**6**	**7**	**0.5**	**2.0**	**0**	**0**	**0**	**0**	**0**	**0**	**0**	**0.0**

1 Matt Gay

Kicker • Utah • Orem, Utah

Ht./Wt.: 6-6/232
NFL Exp.: 2 (1st Rams)
GP/GS, (Playoffs): 19/0
Birth Date: 3/15/1994
Acquired: FA-'20

Transactions: Signed with the Los Angeles Rams off the Indianapolis Colts practice squad (11/17/20)...re-signed to the Indianapolis Colts practice squad (9/15/20)...signed to the Indianapolis Colts practice squad (9/4/20)...waived by Tampa Bay Buccaneers (9/4/20)...drafted in the 5th Round (145th overall) by the Tampa Bay Buccaneers in the 2019 NFL Draft.

Pro: Played 19 career games...connected on 32-of-42 career field goals and 53-of-58 PATs...appeared in all 16 games with the Tampa Bay Buccaneers in 2019...converted 27-of-35 field goals (77.1 percent) and 43-of-48 PAT (89.6 percent) for a total of 124 points...made Rams debut against his former team on Monday Night Football.

2020 Season: at Arizona (12/6): Connected on 1-of-2 field goals in the 30-yard range and went 5-of-5 on all PATs...**vs San Francisco (11/29):** Connected on 100 percent of kicks attempted... made two field goals in the 40-yard range (41, 48)...added two PATs totaling...acounted for eight points...**at Tampa Bay (11/23):** Connected on two-of-three field goal attempts, including a game-winning 40-yard field goal...made three-of-three extra points... signed with the Rams from the Colts practice squad (11/17/20).

2019 Season: Appeared in all 16 games...connected on 27-of-35 field goals (77.1 percent)...converted 43-of-48 PATs (89.6 percent)...totaled 124 points on the season.

College: Appeared in two seasons (2017-18) and connected on 56-of-65 field goals (86.2 percent) and converted 100% of PATs (85/85)...**2018**: Earned First Team All-PAC-12 and Third Team All-America honors following converting 26-of-31 field goals (83.9 percent) and 45-of-45 PATs....semifinalist for the Lou Groza Award....set a sechoold record with 21 consecutive field goals made and ranked third nationall for made field goals...tallied 123 points to lead the PAC-12 Conference...**2017**: Named a First Team All-America selection and a First Team All-PAC-12 selection...set a single-season school record in points scored, field goalds made and field goals attempted...earned the Lou Groza Award and the Vlade Award, given to the nation's most accurate kicker...converted 30-of-34 field goals (88.2 percent)....connected on 40-of-40 PATs to total 130 points on the season.

Personal: Attended Orem High School where he played one season of football and earned all-region honors...native of Orem, Utah.

Matt Gay, NFL Statistics

Regular Season Scoring

Year	Team	GP	FG	FGA	Pct.	Long	XPM	XPA	Pct.	Block	Pts.
2019	Tampa Bay Buccaneers	16	27	35	77.1	58	43	48	89.6	1	124
2020	Los Angeles Rams	3	5	7	71.4	48	10	10	100.0	0	25
Totals		**19**	**32**	**42**	**76.2**	**58**	**52**	**58**	**89.6**	**1**	**149**

Regular Season Field Goals

Year	Team	1-19	PCT.	20-29	PCT.	30-39	PCT.	40-49	PCT.	50+	PCT.
2019	Tampa Bay Buccaneers	0-0	0.0	6-6	100.0	5-7	71.4	11-14	78.6	5-8	62.5
2020	Los Angeles Rams	0-0	0.0	0-0	0.0	1-1	100.0	3-4	75.0	0-0	0.0
Totals		**0-0**	**0.0**	**6-6**	**100.0**	**6-8**	**75.0**	**14-18**	**77.7**	**5-8**	**62.5**

Matt Gay, Game-By-Game

2020 Los Angeles Rams

Game	W/L	Pts	XP/XPA	FG/FGA	1-19	20-29	30-39	40-49	50+
Dal 9/13	W	-		Indianapolis Practice Squad					
at Phi 9/20	W	-		Indianapolis Practice Squad					
at Buf 9/27	L	-		Indianapolis Practice Squad					
NYG 10/4	W	-		Indianapolis Practice Squad					
at Was 10/11	W	-		Indianapolis Practice Squad					
at SF 10/18	L	-		Indianapolis Practice Squad					
Chi 10/26	W	-		Indianapolis Practice Squad					
at Mia 11/1	L	-		Indianapolis Practice Squad					
Sea 11/15	W	-		Indianapolis Practice Squad					
at TB 11/23	W	9	3/3	2/3	0/0	0/0	1/1	1/2	0/0
SF 11/29	L	8	2/2	2/2	0/0	0/0	0/0	2/2	0/0
at Ari 12/6	W	8	5/5	1/2	0/0	0/0	1/2	0/0	0/0
NE 12/10	-	-	0/0	0/0	0/0	0/0	0/0	0/0	0/0
NYJ 12/19	-	-	0/0	0/0	0/0	0/0	0/0	0/0	0/0
at Sea 12/27	-	-	0/0	0/0	0/0	0/0	0/0	0/0	0/0
Ari 1/3/21	-	-	0/0	0/0	0/0	0/0	0/0	0/0	0/0
Totals	**8-4**	25	5/5	4/5	0/0	0/0	2/3	3/4	0/0

2019 Tampa Bay Buccaneers

Game	W/L	Pts	XP/XPA	FG/FGA	1-19	20-29	30-39	40-49	50+
SF 9/8	L	5	2/2	1/1	0/0	0/0	1/1	0/0	0/0
at Car 9/12	W	8	2/2	2/3	0/0	0/0	1/1	1/2	0/0
NYG 9/22	L	13	1/3	4/5	0/0	2/2	0/1	1/1	1/1
at LA 9/29	W	13	7/7	2/2	0/0	1/1	0/0	0/0	1/1
at NO 10/6	L	6	3/3	1/1	0/0	0/0	0/0	1/1	0/0
Car 10/13	L	4	1/1	1/1	0/0	0/0	0/0	0/0	1/1
at Ten 10/27	L	9	0/0	3/3	0/0	2/2	0/0	1/1	0/0
at Sea 11/3	L	10	4/4	2/3	0/0	0/0	0/0	2/2	0/1
Ari 11/10	W	12	3/3	3/3	0/0	0/0	1/1	2/2	0/0
NO 11/17	L	5	2/2	1/1	0/0	0/0	0/0	0/0	1/1
at Atl 11/24	W	5	2/5	1/1	0/0	0/0	1/1	0/0	0/0
at Jax 12/1	W	8	2/2	2/2	0/0	1/1	1/1	0/0	0/0
Ind 12/8	W	8	5/5	1/1	0/0	0/0	0/0	1/1	0/0
at Det 12/15	W	8	5/5	1/2	0/0	0/0	0/0	1/1	0/1
Hou 12/21	L	8	2/2	2/3	0/0	0/0	0/0	1/1	1/2
Atl 12/29	L	2	2/2	0/3	0/0	0/0	0/1	0/2	0/0
Totals	**7-9**	**124**	**43/48**	**27/35**	**0/0**	**6/6**	**5/7**	**11/14**	**5/8**



16 Jared Goff

Quarterback • California • Novato, Calif.

Ht./Wt.: 6-4/222
NFL Exp.: 5 (5th Rams)
GP/GS, (Playoffs): 66/66, (4/4)
Birth Date: 10/14/1994
Acquired: D1-'16 (No. 1 Overall)

Transactions: Selected by Los Angeles in the first round (1st overall) of the 2016 NFL Draft (4/28/16).

Pro: Fifth-year professional, originally drafted No. 1 overall in 2016...started all 66 regular season games and four postseason contests played in first four-plus NFL seasons...amassed 17,240 career yards passing with 104 touchdowns thrown...has rushed for nine touchdowns...currently fifth on L.A.'s all-time passing leaderboard...named to the Pro Bowl following the 2017 and 2018 seasons...threw for 20-plus passing touchdowns in each of his first three seasons under Head Coach Sean McVay.

2020 Season: at Arizona (12/6): Completed 37-of-47 passes for 351 yards, one touchdown (one rushing) for a passer rating of 104.9...has thrown for 300 yards or more for the 25th time in his career...added his third rushing touchdown of the season to rank fourth in Rams history for most rushing touchdowns by a quarterback...**vs San Francisco (11/29):** Completed 19-of-31 passes (61.3 percent) for 198 yards, two interceptions and one lost fumble for a passer rating of 52.9...**at Tampa Bay (11/23):** Completed 39-of-51 passing attempts for 376 yards, three touchdowns, two interceptions for a passer rating of 99.8...passed Hall of Fame QB Kurt Warner for fifth in franchise history for most-passing touchdowns...**vs Seattle (11/15):** Completed 27-of-37 passes for 321 yards for a 96.9 passer rating...rushed five times for four yards...**at Miami (11/1):** Completed 35-of-61 passes for 355 yards, one touchdown, two interceptions and a 65.9 passer rating...**vs Chicago (10/26):** completed 23-of-33 passes for 219 yards, two touchdowns and a 108.0 passer rating...his fifth game with a 100.0 or more passer rating...eclipsed QB Bob Waterfield for all-time career passing touchdowns in franchise history (99)... surpassed 16,000 career passing yards...**at San Francisco (10/18):** Started his 60th career game...completed 19-of-38 passes for 198 yards, two touchdowns and one interceptions to tally a 72.0 passer rating...threw a 40-yard touchdown pass... rushed once for 10 yards...**at Washington (10/11):** Completed 21-of-30 passes for 309 yards and 3 touchdowns (one rushing TD) with a 111.7 passer rating...marked his fourth consecutive game with a passer rating of 100.0 or more... posted his 21st game to throwing 300-plus yards and surpassed Jim Everett to rank third in franchise history for total 300-yard games...rushed for his eight career touchdown...amassed 179 yards on four explosive throws...**vs. New York Giants (10/4):** Completed 25-of-32 passes for 200 yards and one TD that came on a season-long 55-yard strike...marked his third consecutive game of the season with a passer rating above 100.0...**at Buffalo (9/27):** completed 23-of-32 passes for 321 yards and two touchdowns (111.6 QBR)...his 20th career game throwing for 300-plus yards to become tied for third all-time in franchise history for total 300-yard games... became only the fifth Ram to throw for 15,000 career passing yards...rushed for one touchdown...**at Philadelphia (9/20):** Started his 56th game as a Ram...completed a career-best 13 consecutive completions in the first half...completed 20-of-27 throws for 5 TDs totaling 267 passing yards with a season high 142.1 passer rating...**vs. Dallas (9/13):** Starting quarterback for the season opener for fourth-consecutive season...completed 20-of-31 passes for 275 yards...darted a long of 31 yards... threw one interception...scrambled four times for 15 yards.

2019 Season: Starting quarterback for season opener for third-consecutive season... started all 16 regular season games...reached 10,000 career passing yards in Week 2 win over New Orleans...threw for a career-high 517 yards in Week 4 against Tampa Bay...became the seventh QB in franchise history to throw for 1,000 completions in Week 12 vs. Baltimore...named NFC Offensive Player of the Week following Week 13 performance at Arizona...became the seventh QB in franchise history to record 80 passing touchdowns after tossing two TDs against Seattle in Week 14...became the first QB in franchise history to record consecutive seasons with over 4,000 passing yards...threw for three TDs in season finale vs. Arizona, tossing multiple TD passes in five-consecutive games for the third-consecutive season...one of only seven QBs since 1970 to have streaks of five-consecutive games with multiple TD passes in three-consecutive seasons...sacked a career-low 22 times in the 2019 campaign...**at Carolina (9/8):** Completed 23-of-39 passes for 186 yards, one touchdown and one interception... interception was the first of his career in a season opener...moved to 5-1 all-time against fellow No. 1 picked QBs after defeating Cam Newton in the contest...**vs. New Orleans (9/15):** Completed 19-of-28 passes for 283 yards and a touchdown...112.6 quarterback rating...reached 10,000 career passing yard mark, becoming the 14th quarterback since 1950 to reach the milestone in first 40 starts...connected with WR Cooper Kupp for a 66-yard completion in the fourth quarter that was his longest completion since linking up with Kupp for a 70-yard reception in Week 4 of 2018...increased career passing yardage against New Orleans to 1,242, his most against a single opponent**...at Cleveland (9/8):** Completed 24-of-38 passes for 269 yards and two touchdowns...connected with WR Cooper Kupp for a pair of touchdowns, giving Kupp 13 TDs, Goff's most with any receiver...moved to 6-1 all-time against fellow No. 1 drafted QBs after defeating Browns QB Baker Mayfield... **vs. Tampa Bay (9/29):** Completed 45-of-68 passes for a career-high 517 yards...tossed two touchdowns, including his 14th to WR Cooper Kupp...**at Seattle (10/3):** Completed 29-of-49 passes for 395 yards...connected with WR Cooper Kupp for a touchdown... passed Sam Bradford for seventh place on L.A.'s All-Time Passing Yards leaderboard...**vs. San Francisco (10/13):** Completed 13-of-24 passes for 78 yards...**at Atlanta (10/20):** Completed 22-of-37 passes for 268 yards...threw two touchdowns while also rushing for one...led L.A.'s passing attack that saw seven different players catch a pass on offense...**vs. Cincinnati (10/27):** Completed 17-of-31 passes for 372 yards...threw two touchdowns, including a 65-yard completion to WR Cooper Kupp...threw for over 300 yards for the third time in 2019 season...passer rating of 119.3 was eighth-highest in his career...**at Pittsburgh (11/10):** Completed 22-of-41 passes for 243 yards...became the second active QB age 25 or younger to reach the 12,000 career passing yard threshold... **vs. Chicago (11/17):** Completed 11-of-18 passes for 173 yards... connected with WR Cooper Kupp on a 50-yard completion, the duo's third connection of 50-plus yards this season...completed all three pass attempts on L.A.'s final drive to give L.A. a 10-point lead...

vs. Baltimore (11/25): Completed 26-of-37 passes for 212 yards... connected with WR Robert Woods on a 38-yard reception... became the seventh QB in franchise history to total 1,000 career completions with the organization...**at Arizona (12/1):** Completed 32-of-43 passes for 424 yards...fourth time in his career he threw for 400-plus yards...threw for two touchdowns, including his 17th to WR Cooper Kupp...tossed for 323 yards in the first half, the first time he's thrown for 300-plus yards in a half...**vs. Seattle (12/8):** Completed 22-of-31 passes for 293 yards and two TDs...connected with WR Robert Woods for Woods' first receiving TD of the season...threw his sixth TD of the season to WR Cooper Kupp...was a perfect seven-of-seven on passes outside the pocket...became the seventh QB in franchise history to tally 80 passing touchdowns...**at Dallas (12/15):** Completed 33-of-51 passes for 284 yards and two TDs... connected with RB Todd Gurley II and WR Cooper Kupp on his two touchdown passes...**at San Francisco (12/21):** Completed 27-of-46 passes for 323 yards and two touchdowns...became the second QB in franchise history to have multiple seasons with over 4,000 passing yards, joining Hall of Famer Kurt Warner... two-touchdown performance gave him four consecutive games with multiple touchdown passes, the third time in his career he's had a streak of that length...**vs. Arizona (12/29):** Completed 29-of-45 passes for 319 yards and three touchdowns...reached 20-plus passing touchdowns for the third-consecutive season.

2018 Season: Started all 16 regular season games and three postseason contests, including Super Bowl LIII...set career-bests across the board including passing yards (4,688), touchdowns (32), completion percentage (64.9) and passer rating (101.1)... named NFC Offensive Player of the Week for his Week 4 performance against the Vikings in which he threw for a career-high 465 yards and five touchdowns...later named NFC Offensive Player of the Month for September...selected to his second consecutive Pro Bowl...led offense that ranked in the top three in the NFL in points per game (2nd), total net yardage (2nd), net passing yards per play (t-3rd) and pass yards per attempt (4th)... his 4,688 passing yards were the second-most in a single season in franchise history...his 32 passing touchdowns were the third-most in a single season in Rams history...**at Oakland (9/10):** Completed 18-of-33 passes for 233 yards, two touchdowns and no interceptions for a 97.2 passer rating...his fifth career road start with zero interceptions and at least two passing touchdowns...**vs. Arizona (9/16):** Completed 24-of-32 passes for 354 yards, one touchdown and one interception...his 108.1 passer rating was the seventh-highest mark of his career...**vs. Chargers (9/23):** Completed 29-of-36 passes for 354 yards, three touchdowns and one interception...his 123.8 passer rating was the fourth highest of his career...became the third player in league history to throw for at least 350 yards and complete 75 percent of his passes in consecutive weeks...also added three rushes for 14 yards...**vs. Minnesota (9/27):** Completed 26-of-33 passing attempts for a career-high 465 yards and five touchdowns with zero interceptions...posted a season-long 70-yard completion... his 158.3 passer rating was a new personal best...became the third quarterback in league history to post a perfect passer rating with at least 30 passing attempts in a single game...logged his first career 400-plus passing yard game and eighth career 300-plus passing yard game (fourth-most in franchise history)...his 465 passing yards were the third highest single-game passing total in franchise history...his four first half touchdown passes and five total touchdown passes tied Kurt Warner (10/10/99) for the most in franchise history...tied a league record with three consecutive games of at least 350 passing yards while completing at least 75 percent of his passes...also tallied two rushing attempts for seven yards...**vs. Green Bay (10/28):** Completed 19-of-35 passes for 295 yards and three touchdowns for a 111.0 passer rating...recorded his 50th career passing touchdown...his second game of the season with at least three touchdowns and zero interceptions and the sixth of his career...helped lead the team back from a 10-point deficit late in the first half...added five rushes for seven yards...**at New Orleans (11/4):** Completed 28-of-40 passes for 391 yards, three touchdowns and one interception for a 115.7 passer rating...his fifth game of the season (10th career) with at least 300 passing yards and fourth game (eighth career) with at least three passing touchdowns...completed at least 70 percent of his pass attempts for the sixth time this season...added three rushes for 17 yards...**vs. Seattle (11/11):** Completed 28-of-39 passes for 318 yards and two touchdowns for a 113.0 passer rating... his sixth game of the season and 11th career game with at least 300 passing yards...added three rushes for three yards... **vs. Kansas City (11/19):** Completed 31-of-49 passes for 413 yards, four touchdowns and a 117.1 passer rating...compiled 400-plus passing yards for the second time in his career...marked his fourth career game with at least four touchdown passes...passed Billy Wade (56) for ninth place on the Rams all-time passing touchdown leaders list...added four rushes for six yards and one rushing touchdown...his first rushing touchdown of the season and third of his career...**vs. Philadelphia (12/16):** Completed a career-high 35-of-53 passes for 339 yards and a 75.9 passer rating....tallied his eighth game with 300-plus passing yards on the season (13th career)...moved into fifth place on the Rams' all-time single-season passing yards list (4,273 yards)...added two rushes for 11 yards...**at Arizona (12/23):** Completed 19-of-24 passes for 216 yards, one touchdown and a 118.1 passer rating... passed Pat Haden (9,296) for ninth place and Vince Ferragamo (9,376) for eighth place on the Rams all-time passing leaders list...ranks second in franchise history in passing yards in a single season (4,489)...added two rushes for six yards and one rushing touchdown (second of season, fourth of career)...**vs. San Francisco (12/30):** Completed 15-of-26 passes for 199 yards, four touchdowns and a 121.6 passer rating...his third game of the season with at least four touchdown passes (fifth career)...became the fourth quarterback in franchise history to throw for at least 30 touchdowns in a season, joining Vince Ferragamo (30, 1980), Jim Everett (31, 1988), Kurt Warner (36, 2001 and 41, 1999)... his 32 touchdowns lifted him past Jim Everett (31, 1988) for the third-most in franchise history...his 364 completions passed Sam Bradford (354, 2010) for the third-most single-season completions in franchise history...**Divisional Round vs. Dallas (1/12/19):** Completed 15-of-28 passes for 186 yards and a 74.4 passer rating...added six rushes for 12 yards with a long of 11 yards on a third-and-seven to seal the win...**Championship Round at New Orleans (1/20/19):** Completed 25-of-40 passes for 297 yards, one touchdown and an 83.0 passer rating...set new career postseason highs in completions, completion percentage, passing yards and passer rating...added three carries for 10 yards...**Super Bowl LIII (2/3/19):** Completed 19-of-38 passes for 229 yards and a 57.9 passer rating...passed Marc Bulger (944) and Bob Waterfield (965) for fourth place on the Rams postseason passing leaders list.

2017 Season: Started all 15 games played...finished the regular season 296-for-477, 3,804 passing yards, 28 touchdowns, seven interceptions and a passer rating of 100.5...earned NFC Offensive Player of the Week honors for his Week 9 performance...named a Pro Bowl first alternate... led team that ranked in the top five in the NFL in points per game (1st), passing percent had intercepted (2nd), passing net yards per play (4th) and yards per play (5th)... his 3,804 passing yards are the ninth-most by a Rams quarterback in a single season in franchise history...on the road, Goff completed 148 passes for 1,848 yards, 18 touchdowns, and two interceptions for 109.8 passer rating...his 28 passing touchdowns passed Roman Gabriel (25) for the sixth-most passing touchdowns in a season in franchise history...**vs. Indianapolis (9/10):** Completed 21-of-29 passes for 306 yards and a touchdown, for a 117.9 passer rating, while picking up his first career win as a starter...**at San Francisco (9/21):** Completed 22-of-28 passes for 292 yards, three touchdowns and no interceptions for a 145.8 passer rating... established a personal best in completion percentage (78.6)... **vs. Arizona (10/22):** Completed 22-of-37 passes for 235 yards, two touchdowns (one rushing)...**at New York Giants (11/5):** Completed 14-of-22 passes for 311 yards and four touchdowns for a career-high passer rating of 146.8...the ninth highest passer rating in franchise history...**vs. Houston (11/12):** Completed 25-of-37 passes for a personal best 355 yards...no interceptions and a 125.4 passer rating...recorded a career-long 94-yard touchdown pass to WR Robert Woods...**vs. New Orleans (11/26):** Completed 28-of-43 passes for his second highest career record of 354 yards, two touchdowns, and a 96.5 passer rating...**at Arizona (12/3):** Completed 21-of-31 passes for 220 yards and two touchdowns for a 96.2 passer rating...eclipsed 3,000 passing yards and 20 touchdowns this season, the last Rams quarterback to post those numbers was Sam Bradford (3,702 yards and 21 touchdowns in 2012)...his 12 passing touchdowns on the road this season is the sixth most by a Rams quarterback in a single season...**at Tennessee (12/24):** Completed 22-of-28 passes for 301 yards and four touchdowns for a 118.4 passer rating...passed former QB Sam Bradford (3,512) for the 10th-highest and ninth-highest (3,702) single-season passing yard output in franchise history...**Wild Card vs. Atlanta (1/6/18):** Completed 24-of-45 passes for 259 yards,

no interceptions and one touchdown for a 77.9 passer rating.

2016 Season: Started the last seven games of the season... completed 112-of-205 passes for 1,089 yards and six touchdowns (one rushing)...**vs. Miami (11/20):** Made his NFL debut...completed 17-of-31 passes for 134 yards without an interception...carried the ball four times for 11 yards...**at New Orleans (11/27):** Completed 20-of-32- passes for 214 yards and three touchdowns...first career NFL touchdown came on a 24-yard completion to wide receiver Tavon Austin...finished with a passer rating of 100.3...**vs. Atlanta (12/11):** Tallied 235 passing yards on 24-of-41 completions...scored his first rushing touchdown of his career on a two-yard scamper.

College: Started all 37 games possible during his three seasons at Cal and is the only quarterback in school history to have ever started his first game as a true freshman...holds 26 Cal records including career marks for passing yards (12,220), passing yards per game (329.7), touchdown passes (96), completions (977), passing attempts (1,569), total offense (12,086) and total plays (1,739)...second on the school's all-time list for passing efficiency (143.95) behind only Aaron Rodgers...broke Pac-12 career records with an average of 326.6 yards of total offense per game as well as three seasons of gaining 3,000 or more total yards... ranks third all-time in Pac-12 history and 26th nationally in passing yards as well as fourth in the Pac-12 and 27th nationally in passing touchdowns..set a pair of Pac-12 single-season records in his final campaign as a 2015 junior when he passed for 4,719 yards and 43 touchdowns and he was also the first Cal quarterback to earn first-team All-Pac-12 honors since Rodgers in 2004...two-time team captain as voted by his teammates in his final two campaigns as a junior and 2014 sophomore...one of six players in Pac-12 history to throw for 3,000 or more yards in three seasons and one of two to throw for 3,000 or more yards in each of his first three campaigns... had at least 268 yards passing or two touchdown passes in each of his final 14 collegiate contests...twice earned Pac-12 Offensive Player of the Week honors with both coming over the final three games of his 2015 junior season against Oregon State (11/14/2015) and Arizona State (11/28/2015)... the team's seven-win turnaround over his last two seasons from a 1-11 record in 2013 to an 8-5 mark in 2015 is tied for the second best in school history behind only the eight-win improvement from a 2-10 mark in 1946 to a 10-1 record in 1948...Cal's Most Outstanding Player in a Lockheed Martin Armed Forces Bowl victory over Air Force as a junior in the final game of his collegiate career when he set the bowl's single-game records by passing for 467 yards and six touchdowns to lead Cal to its first bowl victory since 2008.

Personal: Attended Marin Catholic High School in Calif... passed for a combined 7,687 yards and 93 touchdowns with 18 interceptions in three varsity seasons from 2010-12, completing 477-of-767 passes (62.2 percent)...led three varsity teams to one appearance in the state title game, one North Coast Section crown, three NCS playoff appearances and three MCL championships... earned All-American honors from SuperPrep as a 2012 senior... parents are Jerry and Nancy Goff...has one sibling, Lauren...father was a catcher who played Major League Baseball with Montreal (1990, 1992), Pittsburgh (1993-94) and Detroit (1995-96) following his collegiate baseball career at Cal that included All-America, All-District 8 and All-Pac-10 honors in 1986...majored in sociology.

Jared Goff, NFL Statistics

Regular Season
Passing

Year	Team	G/S	Att.	Comp.	Pct.	Yards	Yds/Att.	TD	Int.	Long	Sack-Yards	Rating
2016	Los Angeles Rams	7/7	205	112	54.6	1,089	5.3	5	7	66	26-222	63.6
2017	Los Angeles Rams	15/15	477	296	62.1	3,804	8.0	28	7	94t	25-172	100.5
2018	Los Angeles Rams	16/16	561	364	64.9	4,688	8.4	32	12	70t	33-223	101.1
2019	Los Angeles Rams	16/16	626	394	62.9	4.638	7.4	22	16	66	22-170	86.5
2020	Los Angeles Rams	12/12	450	308	68.4	3,372	7.5	17	10	56	16-118	93.7
Totals		**66/66**	**2,319**	**1,474**	**63.6**	**17,591**	**7.6**	**104**	**52**	**94t**	**122-905**	**92.0**

Rushing

Year	Team	Att.	Yards	Avg.	Long	TD
2016	Los Angeles Rams	8	16	2.0	6	1
2017	Los Angeles Rams	28	51	1.8	22	1
2018	Los Angeles Rams	43	108	2.5	16	2
2019	Los Angeles Rams	33	40	1.2	8	2
2020	Los Angeles Rams	39	56	1.6	10	3
Totals		**151**	**271**	**1.8**	**22**	**9**

Postseason
Passing

Year	Team	G/S	Att.	Comp.	Pct.	Yards	Yds/Att.	TD	Int.	Long	Sack-Yards	Rating
2017	Los Angeles Rams	1/1	45	24	53.3	259	5.8	1	0	38	3-13	77.9
2018	Los Angeles Rams	3/3	106	59	55.7	712	6.7	1	2	39	5-39	71.7
Totals		**4/4**	**151**	**83**	**55.0**	**971**	**6.4**	**2**	**2**	**39**	**8-52**	**73.6**

Rushing

Year	Team	Att.	Yards	Avg.	Long	TD
2017	Los Angeles Rams	0	0	0	0	0
2018	Los Angeles Rams	9	22	2.4	11	0
Totals		**9**	**22**	**2.4**	**11**	**0**

Jared Goff, Game-By-Game

2020 Los Angeles Rams

Game	W/L	P/S	Att.	Comp.	Pct.	Yards	Yards/ Att.	TD	Int.	Long	Sack- Yards	Rtg.
Dal 9/13	W	1/1	31	0	64.5	275	8.8	0	1	31	1-6	79.4
at Phi 9/20	W	1/1	27	20	74.1	267	9.8	3	0	28	1-9	142.1
at Buf 9/27	L	1/1	32	23	71.8	321	10.0	2	1	31	2-10	111.6
NYG 10/4	W	1/1	32	25	78.1	200	6.3	1	0	55t	2-18	103.1
at Was 10/11	W	1/1	30	21	70.0	309	10.3	2	1	56	1-9	111.7
at SF 10/18	L	1/1	38	19	50.0	198	5.2	2	1	40t	0-0	72.0
Chi 10/26	W	1/1	33	23	69.7	219	6.6	2	0	34	1-9	108.0
at Mia 11/1	L	1/1	35	61	57.4	355	5.8	1	2	26	2-15	65.9
Sea 11/15	W	1/1	37	27	73.0	302	8.2	0	0	39	3-19	96.9
at TB 11/23	W	1/1	51	39	76.5	376	7.4	3	2	37	0-0	99.8
SF 11/29	L	1/1	31	19	61.3	198	6.4	0	2	33	2-16	52.9
at Ari 12/6	W	1/1	47	37	78.7	351	7.5	1	0	30	1-7	104.9
NE 12/10	-	0/0	0	0	0.0	0	0.0	0	0	0	0-0	0.0
NYJ 12/19	-	0/0	0	0	0.0	0	0.0	0	0	0	0-0	0.0
at Sea 12/27	-	0/0	0	0	0.0	0	0.0	0	0	0	0-0	0.0
Ari 1/3/21	-	0/0	0	0	0.0	0	0.0	0	0	0	0-0	0.0
Totals	**8-4**	**12/12**	**450**	**308**	**68.4**	**3,372**	**7.5**	**17**	**10**	**56**	**16-118**	**93.7**

2019 Los Angeles Rams

Game	W/L	P/S	Att.	Comp.	Pct.	Yards	Yards/ Att.	TD	Int.	Long	Sack- Yards	Rtg.
at Car 9/8	W	1/1	39	23	59.0	186	4.8	1	1	24	1-3	69.0
NO 9/15	W	1/1	28	19	67.9	283	10.1	1	0	66	3-18	112.6
At Cle 9/22	W	1/1	38	24	63.2	268	7.1	2	2	23	1-14	79.8
TB 9/29	L	1/1	68	45	66.1	517	7.6	2	3	37	2-27	80.3
at Sea 10/3	L	1/1	49	29	59.2	395	8.1	1	1	32	0-0	83.3
SF 10/13	L	1/1	24	13	54.2	78	3.3	0	0	12	4-30	60.8
at Atl 10/20	W	1/1	37	22	59.5	268	7.2	2	0	33	0-0	99.8
Cin 10/27	W	1/1	31	17	54.8	372	12.0	2	0	**65**	0-0	119.3
at Pit 11/10	L	1/1	41	22	53.7	243	5.9	0	2	24	4-25	51.2
Chi 11/17	W	1/1	18	11	61.1	173	9.6	0	1	50	0-0	69.9
Bal 11/25	L	1/1	37	26	70.2	212	5.7	0	2	38	2-13	62.0
at Ari 12/1	W	1/1	43	32	74.4	424	9.9	2	0	48	1-10	120.7
Sea 12/8	W	1/1	31	22	70.9	293	9.5	2	2	33	0-0	95.2
at Dal 12/15	L	1/1	51	33	64.7	284	5.6	2	1	28	2-22	84.1
at SF 12/21	L	1/1	46	27	58.7	323	7.0	2	1	29	0-0	85.7
Ari 12/29	W	1/1	45	29	64.4	319	7.1	3	0	37	1-8	107.5
Totals	**9-7**	**16/16**	**626**	**394**	**62.9**	**4,638**	**7.4**	**22**	**16**	**66**	**22-170**	**86.5**

2018 Los Angeles Rams

Game	W/L	P/S	Att.	Comp.	Pct.	Yards	Yards/ Att.	TD	Int.	Long	Sack- Yards	Rtg.
at Oak 9/10	W	1/1	33	18	54.5	233	7.1	2	0	30	1-8	97.2
Ari 9/16	W	1/1	32	24	75.0	354	11.1	1	1	57	2-12	108.1
LAC 9/23	W	1/1	36	29	80.6	354	9.8	3	1	53t	1-4	123.8
Min 9/27	W	1/1	33	26	78.8	465	14.1	5	0	**70t**	1-9	158.3
at Sea 10/7	W	1/1	32	23	71.9	321	10.0	1	2	31	1-8	88.2
at Den10/14	W	1/1	28	14	50.0	201	7.2	0	1	44	5-27	58.8
at SF 10/21	W	1/1	24	18	75.0	202	8.4	2	0	32	1-9	127.4
GB 10/28	W	1/1	35	19	54.3	295	8.4	3	0	32	5-26	111.0
at NO 11/4	L	1/1	40	28	70.0	391	9.8	3	1	48	0-0	115.7
Sea 11/11	W	1/1	39	28	71.8	318	8.2	2	0	35	2-11	113.0
KC 11/19	W	1/1	49	31	63.3	413	8.4	4	0	**40**	5-34	117.1
at Det 12/2	W	1/1	33	17	51.5	207	6.3	1	1	26	2-12	68.6
at Chi 12/9	L	1/1	44	20	45.5	180	4.1	0	4	29	3-25	19.1
Phi 12/16	L	1/1	53	35	66.0	339	6.4	0	1	33	2-14	75.9
at Ari 12/23	W	1/1	24	19	79.2	216	9.0	1	0	**39**	2-24	118.1
SF 12/30	W	1/1	26	15	57.7	199	7.7	4	0	36	0-0	121.6
Totals	**13-3**	**16/16**	**561**	**364**	**64.9**	**4,688**	**8.4**	**32**	**12**	**70t**	**33-223**	**101.1**

2018 Postseason

Game	W/L	P/S	Att.	Comp.	Pct.	Yards	Yards/ Att.	TD	Int.	Long	Sack- Yards	Rtg.
Dal 1/12/19 *	W	1/1	28	15	53.6	186	6.6	0	0	21	0-0	74.4
at NO 1/20/19 ^	W	1/1	40	25	62.5	297	7.4	1	1	39	1-8	83.0
NE 2/3/19 !	L	1/1	38	19	50.0	229	6.0	0	1	24	4-31	57.9
Totals	**2-1**	**3/3**	**106**	**59**	**55.7**	**712**	**6.7**	**1**	**2**	**39**	**5-39**	**71.7**

* Denotes NFC Divisional Playoff Game, ^ Denotes NFC Championship Game, ! Denotes Super Bowl LIII

2017 Los Angeles Rams

Game	W/L	P/S	Att.	Comp.	Pct.	Yards	Yards/ Att.	TD	Int.	Long	Sack- Yards	Rtg.
Ind 9/10	W	1/1	29	21	72.4	306	10.60	1	0	39	1-8	117.9
Was 9/17	L	1/1	25	15	60.0	224	8.96	1	1	69	2-12	86.1
at SF 9/21	W	1/1	28	22	78.6	292	10.43	3	0	47	0-0	145.8
at Dal 10/1	W	1/1	36	21	58.3	255	7.08	2	0	53t	1-11	98.7
Sea 10/8	L	1/1	47	22	46.8	288	6.13	0	2	35	2-13	48.9
at Jax 10/15	W	1/1	21	11	52.4	124	5.90	1	0	22	3-17	86.2
Ari 10/22	W	1/1	37	22	59.5	235	6.35	1	1	35	1-7	75.8
at NYG 11/5	W	1/1	22	14	63.6	311	14.14	4	0	67t	0-0	146.8
Hou 11/12	W	1/1	37	25	67.6	355	9.59	3	0	94t	3-22	125.4
at Min 11/19	L	1/1	37	23	62.2	225	6.08	0	0	23	2-16	79.2
NO 11/26	W	1/1	43	28	65.1	354	8.23	2	1	53	4-27	96.5
at Ari 12/3	W	1/1	31	21	67.7	220	7.10	2	1	33	1-7	96.2
Phi 12/10	L	1/1	26	16	61.5	199	7.65	2	0	64	2-1	110.9
at Sea 12/17	W	1/1	21	14	66.7	120	5.71	2	1	15	2-16	93.4
at Ten 12/24	W	1/1	38	22	57.9	301	7.92	4	0	80t	1-15	118.4
SF 12/31	L				Did Not Play							
Totals	**11-5**	**15/15**	**477**	**296**	**62.1**	**3,804**	**8.0**	**28**	**7**	**94t**	**25-172**	**100.5**

2017 Postseason

Game	W/L	P/S	Att.	Comp.	Pct.	Yards	Yards/ Att.	TD	Int.	Long	Sack- Yards	Rtg.
Atl 1/6/18 *	L	1/1	45	24	53.3	259	5.8	1	0	38	3-13	77.9
Totals	**0-1**	**1/1**	**45**	**24**	**53.3**	**259**	**5.8**	**1**	**0**	**38**	**3-13**	**77.9**

* Denotes NFC Wild Card Game

2016 Los Angeles Rams

Game	W/L	P/S	Att.	Comp.	Pct.	Yards	Yards/ Att.	TD	Int.	Long	Sack- Yards	Rtg.
at SF 9/12	L					Declared Inactive						
Sea 9/18	W					Did Not Play						
at TB 9/25	W					Did Not Play						
at Ari 10/2	W					Did Not Play						
Buf 10/9	L					Did Not Play						
at Ded 10/16	L					Did Not Play						
NYG 10/23	L					Did Not Play						
Car 11/6	L					Did Not Play						
at NYJ 11/13	W					Did Not Play						
Mia 11/20	L	1/1	31	17	54.8	134	4.3	0	0	21	1-9	65.8
at NO 11/27	L	1/1	32	20	62.5	214	6.7	3	1	31	3-36	100.3
at NE 12/4	L	1/1	32	14	43.8	161	5.0	1	2	66	4-35	43.9
Atl 12/11	L	1/1	41	24	58.5	235	5.7	0	2	28	3-27	54.4
at Sea 12/15	L	1/1	25	13	52.0	135	5.4	0	0	25	4-31	67.9
SF 12/24	L	1/1	24	11	45.8	90	3.7	1	2	24	4-12	35.1
Ari 1/1/17	L	1/1	20	13	65.0	120	6.0	0	0	0	0-0	81.3
Totals	**4-12**	**7/7**	**205**	**112**	**54.6**	**1,089**	**5.3**	**5**	**7**	**66**	**26-222**	**63.6**

79 Rob Havenstein

Tackle • Wisconsin • Mount Airy, Md.

Ht./Wt.: 6-8/330
NFL Exp.: 6th (6th Rams)
GP/GS, (Playoffs): 80/80, (4/4)
Birth Date: 5/13/1992
Acquired: D2-2015 (No. 57)

Transactions: Selected by the Rams in the second round (57th overall) of the 2015 NFL Draft (5/1/15).

Pro: Sixth-year pro...has started all 80 career regular season games and four playoff contests in which he saw action at tackle.

2020 Season: at Arizona (12/6): Started his 80th career game at right tackle...**vs San Francisco (11/29):** Started at right tackle... appeared on all 62 offensive snaps...**at Tampa Bay (11/23):** Started at right tackle...appeared on 100 percent of the offensive snaps and helped QB Jared Goff from absorbing a sack for the second time this season...**vs Seattle (11/15):** Started at right tackle...helped block for an offense that amassed 300-plus yards passing and over 100 yards rushing...**at Miami (11/1):** Started at right tackle...saw action on all 95 offensive snaps...**vs Chicago (10/26):** Started his 75th career game at right tackle...**at San Francisco (10/18):** Started at right tackle...helped prevent QB Jared Goff from absorbing a sack...marked the first game during the 2020 season without a sack allowed...**at Washington (10/11):** Started at right tackle...helped provide a pocket for QB Jared Goff to post his fourth consecutive game with 100.0-plus passer rating (111.7)...**vs. New York Giants (10/4):** Started at right tackle... helped provide a pocket for QB Jared Goff to post a 103.1 QB rating...Goff's third-straight game with over a 100 QBR...**at Buffalo (9/27):** Started his 71st career game...saw action on all 69 offensive snaps...**at Philadelphia (9/20):** Started his 70th career game at tackle...played all 69 offensive snaps...**vs. Dallas (9/13):** Started at tackle in the season opener...played all 73 offensive snaps.

2019 Season: Started all nine games played before missing the remainder of the season with an injury...appeared in three games where the offensive line did not allow QB Jared Goff to be sacked...**at Carolina (9/8):** Started at right tackle and played all 77 snaps...part of offensive line that allowed just 1.0 sack on the day...paved the way for Rams to rush for 166 yards and a pair of touchdowns...**vs. New Orleans (9/15):** Started at right tackle and played all 70 snaps...helped pave the way for Rams to rush for 115 yards and two touchdowns...**at Cleveland (9/22):** Started at right tackle and played all 66 snaps...helped L.A.'s offense total 345 yards of offense, including 269 yards passing... **vs. Tampa Bay (9/29):** Started at right tackle and played all 98 offensive snaps...helped protect QB Jared Goff, who threw for a career-high 517 yards...**at Seattle (10/3):** Started at right tackle and played all 72 offensive snaps...helped protect QB Jared Goff, who was not sacked in the game...**vs. San Francisco (10/13):** Started at right tackle and played all 53 offensive snaps...**at Atlanta (10/20):** Started at right tackle and played all 76 offensive snaps...helped protect QB Jared Goff, who was not sacked in the game and threw for 268 yards...**vs. Cincinnati (10/27):** Started at right tackle and played all 62 offensive snaps...part of offensive line that did not allow a sack for second consecutive game and allowed QB Jared Goff to throw for 300-plus yards for the third time in 2019...**at Pittsburgh (11/10):** Started at right tackle and played 64 offensive snaps (83 percent)...helped RB Todd Gurley II average over 6.0 yards per carry...**vs. Chicago (11/17):** Declared inactive...**vs. Baltimore (11/25):** Declared inactive...**at Arizona (12/1):** Declared inactive...**vs. Seattle (12/8):** Declared inactive... **at Dallas (12/15):** Declared inactive...**at San Francisco (12/21):** Declared inactive...**vs. Arizona (12/29):** Declared inactive.

2018 Season: Started all 16 regular season games and three postseason contests at right tackle, including Super Bowl LIII... was a part of an offensive line that helped the Rams compile the second-most scrimmage yards in the NFL and the second-most single season scrimmage yards in franchise history (6,961)...**at Oakland (9/10):** Started at right tackle...helped pave the way for RB Todd Gurley II to rush for 108 yards...**vs. Chargers (9/23):** Started at right tackle...part of an offensive unit that totaled 521 yards...played all 77 offensive snaps...**vs. Minnesota (9/27):** Started at right tackle...part of a unit that posted 556 total yards... protected QB Jared Goff on his way to a career performance with 465 passing yards, five touchdowns and a perfect 158.3 passer rating...**at Denver (10/14):** Started at right tackle...played all 74 offensive snaps...part of an offensive line that helped RB Todd Gurley II rush for two touchdowns and a career-high 208 yards... **at San Francisco (10/21):** Started at right tackle...helped pave the way for RB Todd Gurley II to notch his third three-touchdown performance in the first seven games of the season...became only the 24th offensive lineman in franchise history to reach 50 starts with the team...**at New Orleans (11/4):** Started at right tackle... part of an offensive unit that posted 483 yards of offense and did not allow a sack of QB Jared Goff...**vs. Seattle (11/11):** Started at right tackle...helped block for RB Todd Gurley II to rush for 120 yards and 7.5 yards per carry...played all 65 offensive snaps...**vs. Kansas City (11/19):** Started at right tackle...part of an offensive unit that totaled 455 yards...recorded one miscellaneous tackle... played all 80 offensive snaps...**at Detroit (12/2):** Started at right tackle...helped pave the way for RB Todd Gurley II to total 165 yards and two rushing touchdowns on 26 touches...played all 69 offensive snaps...**at Arizona (12/23):** Started at right tackle... part of an offensive unit that rushed for 269 yards...played all 68 offensive snaps...**vs. San Francisco (12/30):** Started at right tackle...helped provide QB Jared Goff the time to throw for four touchdowns...played all 73 offensive snaps...**Divisional Round vs. Dallas (1/12/19):** Started at right tackle...played all 79 offensive snaps...helped block for RBs Todd Gurley II and C.J. Anderson to become the first pair of rushers to record 100 rushing yards in a single postseason game in franchise history... **Championship Round at New Orleans (1/20/19):** Started at right tackle...played all 69 offensive snaps...**Super Bowl LIII (2/3/19):** Started at right tackle...played all 65 offensive snaps.

2017 Season: Started 15 games of the regular season and one postseason at right tackle...was a part of an offensive line that allowed QB Jared Goff to post the fourth-highest passer rating (100.5) in a single season in franchise history...**at Jacksonville (10/15):** Started at right tackle...was part of an offensive unit that allowed RB Todd Gurley II to rush for his third 100-plus yard game of the season...**vs. Houston (11/12):** Started at right tackle...was a part of an offensive unit that gained 443 total net yards...**vs. New Orleans (11/26):** Started at right tackle...was apart of an offensive unit that allowed QB Jared Goff to throw for 354 yards, the second-highest single game output of his career...**at Arizona (12/3):** Started at right tackle...was part of an offensive unit that allowed QB Jared Goff to throw for 220 yards and eclipse the 3,000 yard mark this season...**vs. Philadelphia (12/10):** Started at right tackle...was part of an offensive unit that allowed RB Todd Gurley to eclipse the 1,000 yard rushing

mark...**at Seattle (12/17):** Started at right tackle...was part of an offensive line that helped the offense rush for a season-high 244 yards and three rushing touchdowns...**at Tennessee (12/24):** Started at right tackle...was part of an offensive line that helped RB Todd Gurley II record a career high 158 receiving yards and two touchdowns...**Wild Card vs. Atlanta (1/6/18):** Started at right tackle...was a part of an offensive unit that allowed RB Todd Gurley II to post his seventh 100-plus yard game of the season.

2016 Season: Started 15 games at right tackle...**at Tampa Bay (9/25):** Started at right tackle, and contributed to two rushing touchdowns...**at Detroit (10/16):** Started at right tackle... helped block for the offense to put up three touchdowns... **at New Orleans (11/27):** Started at right tackle...allowed time for QB Jared Goff to throw three first half touchdowns.

2015 Season: Started 13 games, missed three due to injury.... earned PFWA All-Rookie honors...**vs. Seattle (9/13):** Started at right tackle in his NFL debut...helped block for the offense to produce 297 receiving yards...**at Arizona (10/4):** Helped block for QB Nick Foles to throw three touchdowns...**vs. Cleveland (10/25):** Helped block for RB Todd Gurley II to rush for 120-plus yards for the third consecutive week...**vs. San Francisco (11/1):** Part of an offensive line that did not allow a sack on QB Nick Foles...**vs. Detroit (12/13):** Opened up running lanes for RB Todd Gurley II to rush for 140 yards and two touchdowns...**vs. Tampa Bay (12/17):** Helped block for 319 net yards and three touchdowns.

College: Played four years at Wisconsin...earned first-team All-America (AFCA), second-team All-America (FWAA, Sporting News, USA Today), first team All-Big Ten (consensus), and Big Ten Sportsmanship Award following 2014 senior season...matched school record with 54 career games played...started 42 games in his career, including 41 straight at right tackle over his final three seasons...anchored an offensive line that led the way for two of the three best single season rushing performances in school history at 283.8 yards per game in 2013 and a school-record 320.1 yards per game in 2014...Badgers also set a school record for total offense at 480.8 yards per game in 2013...blocked for three 1,000-yard rushers in Montee Ball, Melvin Gordon and James White, three of the top five rushers in school history...Badgers went 39-16 in his career, matching the second-highest win total by a UW senior class...earned Second-team All-Big Ten (coaches), All-Big Ten honorable mention (media) in 2013...redshirted in 2010.

Personal: Name pronounced "HAY-vin-stine"...ranked by ESPN/Scouts Inc. as the No. 33 offensive tackle in the country, by Scout as No. 42 and by Rivals as No. 43...top offensive tackle in Maryland (ESPN/Scouts Inc.) and ranked as 17th-best player in Maryland by Rivals...as a senior, named first-team all-state and all-area...served as team captain as a senior... as a junior, named first-team all-state, all-metro and all-area... as a sophomore, named second-team all area...won letters in football and basketball...named to honor roll all four years and was member of National Honor Society as a senior.

Havenstein's Career Games/Starts:

Year	Teams	GP/GS
2020	Los Angeles Rams	12/12
2019	Los Angeles Rams	9/9
2018	Los Angeles Rams	16/16
	Postseason	*3/3*
2017	Los Angeles Rams	15/15
	Postseason	*1/1*
2016	Los Angeles Rams	15/15
2015	St. Louis Rams	13/13
Totals		**80/80**
	Postseason	***4/4***

6 Johnny Hekker

Punter • Oregon St. • Bothell, Wash.

Ht./Wt.: 6-5/241
NFL Exp.: 9 (9th Rams)
GP/GS, (Playoffs): 140/0, (4/0)
Birth Date: 2/8/1990
Acquired: UDFA-'12

Transactions: Signed a five-year extension through 2023 (9/7/19)...signed a two-year contract extension with the Rams (9/11/17)...re-signed with the Rams (12/5/14)...signed with the Rams as an undrafted rookie free agent (4/30/12).



Hekker earned All-Pro honors in 2013 (1st team), 2014 (2nd team), 2015 (1st team), 2016 (1st team), 2017 (1st team) and 2018 (2nd team)

Pro: Ninth-year pro earned All-Pro honors in six-consecutive seasons (2013-18)... earned four Pro Bowl honors in 2014, 2016, 2017 and 2018...tallied the most punts in Rams franchise history with 657 career punts...set an NFL record in 2016 with the most punts downed inside the 20-yard line (50)...in 2014, finished second in the league with 33 punts downed inside the 20...earned his first Pro Bowl appearance for his 2013 performance...became the first Rams punter since 1985 (Dale Hatcher) to be named to the Pro Bowl...recorded the highest single-season net average (44.2) in NFL history...converted one career field goal and PAT attempt (9/16/18).

2020 Season: Ninth-year professional with the Rams...**at Arizona (12/6):** Booted one punt for 44 yards...**vs San Francisco (11/29):** Recorded a season-high seven punts for 343 yards... averaged 49.0 yards per punt with three landing inside the 20-yard line...**at Tampa Bay (11/23):** Sailed five punts for 217 yards (43.4 average) and landed one inside the 20-yard line...**vs Seattle (11/15):** Booted four punts for 158 yards (46.6 average)... **at Miami (11/1):** Sailed six punts for 284 yards (47.3 average)...landing two inside the 20-yard line...**vs Chicago (10/26):** Launched five punts, including a 63-yard boot landing inside the 10-yard line to match a season-long...landed all five punts inside the 10-yard line...totaled 221 yards...**at San Francisco (10/18):** Kicked a season-high six punts totaling 291 yards...averaged 48.5 yards per punt...four landed inside the 20-yard line and a season-long of 63 yards...**at Washington (10/11):** Sailed five punts for 205 yards (41.0 average)...four landing inside the 20-yard line with a 56-yard long... **vs. New York Giants (10/4):** Booted a season-long 61-yard punt...totaled five punts to pin the Giants back a total of 280 yards on the day...averaged 56.0 per punt with...**at Buffalo (9/27):** Appeared in his 131st game...held on five kicking attempts..for the first time in his NFL career, did not attempt a punt...**at Philadelphia (9/20):** Played his 130th career game with the Rams...booted two punts for 96 yards (48.0-yard average)... landed one punt inside the 20...marking the 241st time to pin the opponent inside the 20-yard line in his career...**vs. Dallas (9/13):** Sailed three punts with a 47.3 yard-average per punt and two landing inside the 20-yard line...longest punt of the night was a 58-yarder.

2019 Season: Eighth professional season with the Rams... punted 66 times for 3,128 yards and a 47.4-yard average... had 22 punts downed inside the 20-yard line, tied for the fifth-most in his career...71 yard longest punt...finished the season with over 3,000 punting yards, doing so for the seventh time in his career...completed two passes on fake punt attempts, his third-consecutive season with multiple passing completions...**at Carolina (9/8):** Punted three times for 138 yards...posted a gross

average of 46.0 yards per attempt including a long of 68 yards... added one tackle on a punt return...**vs. New Orleans (9/15):** Punted four times for 199 yards and a 41.3-yard net average...had a long of 66 yards...**at Cleveland (9/22):** Punted twice for a total of 79 yards and a 39.5-yard net average...pinned Cleveland inside its own 20 once...**vs. Tampa Bay (9/29):** Had one punt for 41 yards that was downed inside the 20...**at Seattle (10/3):** Had three punts for 153 yards and a 51.0-yard net average...surpassed the 26,000-career total yardage plateau...**vs. San Francisco (10/13):** Had five punts for 269 yards and a 46.2-yard net average...**at Atlanta (10/20):** Had three punts for 95 yards...one punt downed inside the 20...converted on L.A.s first fake punt of the season, completing a pass to S Nick Scott for a 23-yard completion...**vs. Cincinnati (10/27):** Punted five times for 222 yards...averaged 44.4 yards per kick...had three punts downed inside the 20-yard line...**at Pittsburgh (11/10):** Punted eight times for 379 yards and a 42.3-yard net average...had two punts downed inside the 20...**vs. Chicago (11/17):** Punted six times for 329 yards and a 44.8-yard net average...recorded second-longest punt of the season, a 67-yard boot...had one punt downed inside the 20...**vs. Baltimore (11/25):** Punted four times for 200 yards and a 38.8-yard net average...longest punt of 55 yards...**at Arizona (12/1):** Punted four times for 165 yards and a 40.0-yard net average...had one punt downed inside the 20...**vs. Seattle (12/8):** Punted three times for 152 yards and a 49.7-yard net average...long punt of 55 yards...**at Dallas (12/15):** Punted five times for 279 yards and a 51.8-yard net average...had four punts downed inside the 20-yard line...longest punt of 69 yards...completed one pass for 5 yards to WR Mike Thomas on a fake punt, the 13th completion of his career...**at San Francisco (12/21):** Punted six times for 266 yards and a 44.3-yard net average...had four punts downed inside the 20-yard line...**vs. Arizona (12/29):** Punted four times for 156 yards and a 34.0-yard net average...had three punts downed inside the 20-yard line.

2018 Season: Punted 43 times for 1,992 yards with a 46.3-yard average...tallied two touchbacks and placed 21 punts inside the 20-yard line...finished fourth in the NFL in punts pinned inside 20 percentage (48.84) despite a career-low 43 punt attempts...named an Associated Press Second Team All-Pro selection...**at Oakland (9/10):** Punted two times for 117 yards...a 58.5 average and 53.5 net average...placed both punts inside the 20-yard line...his longest punt was 62 yards...**vs. Arizona (9/16):** Punted two times for 102 yards...a 51.0 average and 41.0 net average...placed one punt inside the 20-yard line...longest punt was 60 yards... converted a 20-yard field goal and one PAT

Most Punts Downed Inside 20-Yard Line in NFL History (Single-Season)	
1. Johnny Hekker/Rams:	**50 (2016)**
2. Dave Zastudil/Cardinals:	46 (2012)
3. Dustin Colquitt/Chiefs:	45 (2012)

attempt in place of injured K Greg Zuerlein...both career firsts... **vs. Minnesota (9/27):** Played in his 100th career game...punted two times for 71 yards...a 35.5 net average...**at Denver (10/14):** Punted three times for 120 yards...a 40.0 net average...placed all three punts inside the 20-yard line...longest punt was 52 yards... **vs. Green Bay (10/28):** Punted a season-high seven times for 316 yards...a 45.1 average and a 43.3 net average...pinned three punts inside the 20-yard line including a game-high 52-yarder at the Green Bay 1-yard line to set up a Rams safety on the following play...connected with CB Sam Shields on a 12-yard completion in punt formation to convert on fourth-and-three in the second quarter...has at least one pass completion in six of his first seven professional seasons including the last five consecutive seasons...**vs. Seattle (11/11):** Punted two times for 89 yards...a 44.5 average and 40.0 net average....his longest punt was 55 yards...pinned one punt inside the 20-yard line...**vs. Kansas City (11/19):** Punted four times for 222 yards...a 55.0 average and 50.0 net average...recorded his longest punt of the season with a 68-yarder late in the fourth quarter...pinned three punts inside the 20-yard line...**at Chicago (12/9):** Punted three times for 146 yards...a 48.7 average and 41.3 net average...pinned one punt inside the 20-yard line...his longest punt was 62 yards...became the first punter in franchise history to record at least 25,000 yards punting...completed a seven-yard pass to TE Gerald Everett in punt formation to successfully convert on fourth-and-seven in the second quarter...added one special teams tackle...**Divisional Round vs. Dallas (1/12/19):** Punted one time for 29 yards...a 29.0 gross and net average...**Championship Round at New Orleans (1/20/19):** Punted four times for 183 yards...a 45.8 gross and net average...pinned one punt inside the 20-yard line... his longest punt was 50 yards...passed Bob Waterfield (five) for third-most punts pinned inside the 20-yard line in the franchise's postseason history...connected with CB Sam Shields on a 12-yard pass in punt formation to convert a fourth-and-five for his first career postseason pass attempt and completion...**Super Bowl LIII (2/3/19):** Punted nine times for 417 yards...a 46.3 average and a 46.1 net average...pinned five punts inside the 20-yard line...tied Bob Waterfield (nine) for the second-most punts in a postseason game in franchise history...passed John Baker (six) for the second-most punts pinned inside the 20-yard line in Rams postseason history...his longest punt was 65 yards which set a new Super Bowl record.

2017 Season: Punted 65 times for 3,113 yards a 47.9-yard average...tallied four touchbacks and placed 30 punts inside the 20-yard line...**vs. Washington (9/17):** Punted four times for 182 yards for a 45.5-yard average and 42.3-yard net average...placed one punt inside the 20-yard line... completed a pass to rookie WR Josh Reynolds for 28 yards on fourth down...**at Jacksonville (10/15):** Punted seven times for 322 yards...a 46.0-yard average and 43.1-yard net average...placed four punts inside the 20-yard line and had a long of 67 yards...**vs. Arizona (10/22):** Punted two times for 119 yards...a 59.5 average and 55.0 net average... had a long of 65 yards...placed two punts inside the 20-yard line... **vs. Houston (11/12):** Punted four times for 205 yards...a 51.3-yard average and 42-yard net average...completed a pass to WR Pharoh Cooper for six yards on fourth down...**vs. Philadelphia (12/10):** Punted five times for 282 yards...a 56.4 average and 50.2 net average...placed three punts inside the 20 yard line...had a long of 64 yards...**vs. San Francisco (12/31):** Punted seven times for 341 yards...a 48.7 average and 44.1 net average...placed two punts inside the 20-yard line...**Wild Card vs. Atlanta (1/6/18):** Punted five times for 218 yards for a 43.6-yard average and 42.8-yard net average...had a long of 66 yards, a new postseason franchise record.

2016 Season: Set new career-highs in punt yardage (4,680), punts inside the 20-yard line (51), net yardage (4,508), and net punt average (46.0), all leading the NFL...booted a career-long 78-yard punt, which tied for the longest punt of the season... allowed only one touchback the entire year...voted team captain by peers...**at San Francisco (9/13):** Tallied 431 yards on 10 punts, while averaging 43.1 yards a punt...netted a punt total of 42.0 per kick, downing four of them inside the 20-yard line...**vs. Seattle (9/18):** Totaled 237 yards on six punts, all downed inside the opponent's 20-yard line, for a 39.5-yard average and net average...**at Tampa Bay (9/25):** Punted five times for 256 yards, averaging 51.2 yards per punt...his longest was a 64-yard boot... **at Arizona (10/2):** Recorded six punts without any touchbacks, continuing his streak of zero touchbacks this season...Hekker leads the NFL in most punts inside the 20-yard line, with 15...**vs. Buffalo (10/9):** Punted two times for 109 yards, averaging 54.5 yards a punt, and had a net average of 55.5 yards...still has not allowed a touchback this season...**vs. New York Giants (10/23):** Booted seven punts (six inside the 20-yard line) for 320 yards, averaging 45.7 per kick...has 40 consecutive punts without a touchback, the longest current streak in the NFL...**vs. Carolina (11/6):** Recorded a then career-long punt of 75 yards which was the third-longest punt in the NFL this season...punted five times for 243 yards for an average of 48.6-yards per kick...tallied his first touchback of the season and placed two punts inside the 20-yard line...**at New York Jets (11/13):** Punted seven times for 362 yards, averaged 51.7 yards a kick...recorded the fourth longest punt in franchise history with a career-long 78-yard punt...the third longest punt in franchise history is 80 yards, which is shared by P Donnie Jones and Parker Hall...**vs. Miami (11/20):** Booted eight punts (five inside the 20-yard line) for 364 yards...averaged 45.5 yards a kick...only allowed one return for one yard...placed five punts inside the 20-yard line...**at New England (12/4):** Booted eight punts (five inside the 20-yard line), averaging 53.8 yards a kick...recorded a net average of 52.9 yards...his longest came on a 76 yard kick...**vs. Atlanta (12/11):** Booted seven punts for 340 yards, averaging 48.6 yards a kick...placed six punts inside the 20-yard line giving him 46 for the year, tying Dave Zastudil (2012) for the NFL record...**at Seattle (12/15)**: Punted four times for 216 yards, with a 54-yard average and a 50-yard net average... registered a long 66-yard punt...**vs. San Francisco (12/26):** Punted eight times for 368 yards, averaging 46 yards a kick...set the NFL single-season record for most punts downed inside the 20-yard line (50)...**vs. Arizona (1/1):** Booted seven punts for 337 yards, giving him a new career-high in single season punts (98).... averaged 48.1 yards a kick and a net average of 44.4 yards... kicked his third punt of the season over 70 yards (73).

2015 Season: Punted 96 times for 4,601 yards a 47.9-yard average...tallied six touchbacks and placed a career-high 41 punts inside the 20-yard line...led the NFL rankings in net punting average (43.7) and punts downs inside the opponents' 20-yard line...**at Washington (9/20):** Punted eight times for 381 yards, a 47.6-yard average and 46.1-yard net...tallied a long of 53 yards and placed four punts inside the 20-yard line...**at Arizona (10/4):** Punted seven times for 348 yards, a 49.7-yard average and 45.1-yard net....had a long punt of 57 yards...**at Green Bay (10/11):** Completed a 20-yard pass to S Cody Davis on a fake punt conversion...marked his second-longest pass completion of his career...punted four times for 181 yards...placed one punt inside the 20-yard line and had a long of 51 yards...**vs. Cleveland (10/25):** Punted five times for 244 yards for a 48.0-yard average and 48.0-yard net...placed three punts inside the 20-yard line and had a long of 56 yards...**vs. San Francisco (11/1):** Tallied a long punt of 60 yards, his longest of the season...finished with eight punts for 436 yards, a 54.5-yard average and 49.8-yard net, and placed three punts inside the 20-yard line...**vs. Chicago (11/15):** Punted six times for 296 yards, a 49.3-yard average, 47.8-yard net and placed three punts inside the 20-yard line...tallied a long punt of 60 yards...**vs. Arizona (12/6):** Punted eight times for 436 yards, a 54.5-yard average and 48.3-yard net average...placed five punts inside the 20-yard line and had a long of 68 yards...also handled kickoff duties in addition to punting and tallied two kickoffs...**vs. Detroit (12/13):** Punted six times for 284 yards for a 47.3-yard average and 45.5-yard net average...placed four punts inside the 20-yard line and had a long of 61 yards...**vs. Tampa Bay (12/17):** Punted five times for 220 yards, a 44-yard average and 44-yard net average...placed three punts inside the 20-yard line.

2014 Season: Finished the season with a 46.5-yard gross average for eighth in the league and registered the fourth best single-season total in Rams history...**vs. Seattle (10/19):** Connected with RB Benny Cunningham on an 18-yard pass in punt formation to convert a fourth-and-3 on the St. Louis 18-yard line with 2:55 left to play...marked his fifth career pass, first of the season...punted three times for 153 yards, a 44.7-yard average... **at Kansas City (10/26):** Punted six times for 324 yards, a 54.0-yard average...tallied a long of 60 yards...**at Arizona (11/9):** Punted seven times for 305 yards, a 43.6-yard average...**at San Diego (11/23):** Connected with WR Stedman Bailey on an 19-yard pass in punt formation to convert a fourth-and-4...marked his sixth career pass, second of the season...punted four times for 178 yards, a 44.5-yard average...tallied a long of 57 yards... **vs. Oakland (11/30):** Punted six times for 275 yards, a 45.8-yard average...tallied a long of 60 yards...**at Washington (12/7):** Connected with TE Cory Harkey for a two-point conversion...

punted four times for 174 yards, a 43.5-yard average...tallied a long of 61 yards.

2013 Season: Earned Pro Bowl and First-Team All-Pro honors after recording the highest single-season net average (44.2) in NFL history...finished with a 46.3-yard gross average for 10th in the league and was the fourth best single-season total in Rams history...opponents averaged just 2.6 yards per return, the best total in the NFL in 2013...also added two special teams tackles... **vs. Arizona (9/8):** Punted three times for 147 yards...placed one inside the 20-yard line and had one touchback...only one punt was returned and it went for a 1-yard gain...**vs. San Francisco (9/26):** Notched a career-high 11 punts for 490 yards...averaged 44.5 yards per punt and registered a long of 60 yards... placed six punts inside the 20-yard line and one touchback...**vs. Jacksonville (10/6):** Punted seven times for 286 yards, a 40.9-yard average and 40.1-yard net...placed two punts inside the 20-yard line and tallied a long of 56 yards...**at Houston (10/13):** Punted three times for 135 yards...placed one punt inside the 20-yard line...**at Carolina (10/20):** Punted four times for 159 yards...**vs. Tennessee (11/3):** Punted five times for 242 yards for a 48.4-yard average and 46.8-yard net average...he placed one punt inside the 20-yard line and had a long of 57 yards...**at Indianapolis (11/10):** Punted five times for 242 yards, including a long of 61 yards...averaged 48.4 yards per punt, a 43.4 net average...**vs. Chicago (11/24):** Punted two times for 97 yards... his 43.7 net average leads the NFL...**at San Francisco (12/1):** Punted five times for 244 yards, including a long of 54 yards... registered an average of 48.8 yards, a 47.8 yard net...continues to lead the NFL in net average (44.0)...**at Arizona (12/8):** Punted five times for 257 yards, a 51.4 yard average and 42.8-yard net average...tallied two touchbacks and a long of 64 yards...**vs. New Orleans (12/15):** Punted four times for 167 yards, a 41.8-yard average and 41.8-yard net average...registered a long of 52 yards and placed two punts inside the 20-yard line...continues to lead the NFL in net punting average (43.8)...added one special teams tackle...**at Seattle (12/29):** Punted seven times for 337 yards, a 48.1 average and 48.4 yard net average...**vs. Tampa Bay (12/22):** Punted two times for 88 yards for a 44-yard average and 44-yard net average.

2012 Season: Finished his first NFL campaign with a 45.8-yard gross average and a net average of 39.9 yards per attempt... both of those numbers are the fourth best for a season in Rams history...**at Detroit (9/9):** Punted five times for 241 yards, a 48.2-yard average and 37.6-yard net...placed one punt inside the 20-yard line and recorded a long of 57 yards...**vs. Washington (9/16):** Punted three times for 163 yards, a 54.3-yard average and 48.7-yard net, placed one inside the 20-yard line and had a long of 66 yards...**at Chicago (9/23):** Punted six times for 279 yards, a 46.5-yard average and a long of 56 yards...ranked third in the NFC in punting average with a 48.8 average in three games...**vs. Seattle (9/30):** Threw a two-yard touchdown pass to WR Danny Amendola on a fake field goal play...no Rams punter has thrown a touchdown pass since the merger...punted four times for 156 yards, a 39-yard average and 38.8-yard net...placed one inside the 20...**vs. Arizona (10/4):** Punted a season-high seven times for 398 yards, including a season-long of 68 yards...averaged 56.9 yards per punt, setting a franchise single-game record... placed three punts inside the 20-yard line...also made one special teams tackle...**at Miami (10/14):** Punted three times for 135 yards with a long of 56 yards...averaged 45 yards per punt with a 38.3 net...placed two inside the 20-yard line...**at San Francisco (11/11):** Threw a 21-yard completion to S Rodney McLeod on fourth-and-four from the St. Louis 10-yard line with :49 left in the half on a fake punt...marked his second pass completion this season and McCleod's first career reception...on a second fake punt, completed a 19-yard pass to TE Lance Kendricks...the play pushed his passing totals to two-for-two for 40 yards on the day, and also marks his third completion this season... punted four times for 147 yards for a 36.8-yard average, 31-yard net and placed one inside the 20-yard line...**vs. New York Jets (11/18):** Punted five times for 251 yards, a 50.2-yard average, 44.4-yard net...placed one inside the 20-yard line and had a long of 57 yards...**at Arizona (11/25):** Punted six times for 260 yards, a 43.3-yard average and 33.5-yard net...tallied a long of 48 yards and placed one inside the 20-yard line...**vs. San Francisco (12/2):** Punted a season-high nine times for 388 yards for a 43.1-yard average and 42.4-yard net...tallied a long of 63 yards and placed three punts inside the 20-yard line...**at Buffalo (12/9):** Punted eight times for 302 yards, a 37.8-yard average and 32.3-yard net... placed two punts inside the 20-yard line and tallied a long of 50 yards...**at Tampa Bay (12/23):** Punted seven times for 335 yards, a 47.9-yard average and 46.9-yard net. Hekker placed two punts inside the 20-yard line and tallied a long of 57 yards...**at Seattle (12/30):** Punted five times for 243 yards and finished with a net average of 40.2 yards and a gross average of 48.6 yards.

College: Four-year starter, finished his career as one of Oregon State's most prolific punters in history...the third-best

career punt yardage average at OSU at 41.3 yards per punt... set the single-game school record with a 52.5-yard average (6-315) at Utah in 2011...earned College Football Performance Award Punter of the Week...semi-finalist for the Ray Guy Award in 2009...52 career punts of 50+ yards, including 17 as a senior in 2011 when he had six different games with at least one punt of 60+ yards...earned Pac-12 Conference honorable mention...87 career punts downed inside the 20-yard line ...named the Sun Bowl Special Teams MVP in 2008 after averaging 45 yards on 10 punts...also the holder on placekicks for three years...two-time Pac-10 All-Academic selection.

Personal: Has a degree in general science...serves as the Rams' Ambassador for "Fuel Up To Play 60," the joint NFL-National Dairy Council Health and Wellness program for students...served as the state ambassador for Special Olympics in Illinois and Missouri... also on the board for Team Activities for Special Kids (TASK), a year-round instructional sports program that provides athletic and social opportunities to kids with special needs...serves as a Waterboys Ambassador, which supports providing clean, accessible drinking water to rural communities in East Africa... married to Makayla, they have one son, Jett and a daughter, Maya.

Johnny Hekker, NFL Statistics

Regular Season

Year	Team	Games	Punting No.	Yards	Avg.	Opp Ret.	Ret. Yards	Net Yards	TB	I20	Long	Block
2012	St. Louis Rams	16	82	3,756	45.8	41	402	3,274	4	22	68	0
2013	St. Louis Rams	16	78	3,609	46.3	30	79	3,450	4	19	64	0
2014	St. Louis Rams	16	80	3,721	46.5	28	192	3,429	5	33	61	1
2015	St. Louis Rams	16	96	4,601	47.9	40	289	4,192	6	41	68	0
2016	Los Angeles Rams	16	98	4,680	47.8	35	152	4,508	1	51	78	0
2017	Los Angeles Rams	16	65	3,113	47.9	25	152	2,881	4	30	70	0
2018	Los Angeles Rams	16	43	1,992	46.3	12	104	1,848	2	21	68	0
2019	Los Angeles Rams	16	66	3,128	47.4	23	190	2,938	5	22	71	1
2020	Los Angeles Rams	12	49	2,281	46.6	15	217	1,920	5	25	63	0
Totals		**140**	**657**	**30,881**	**47.0**	**249**	**1,777**	**28,340**	**36**	**264**	**78**	**2**

Passing

Year	Team	Att.	Comp.	Pct.	Yards	Yards/Att.	TD	Int.	Long	Sack-Yards	Rating
2012	St. Louis Rams	3	3	100.0	42	14.0	1	0	21	0-0	158.3
2013	St. Louis Rams	1	0	0.0	0	0.0	0	0	0	0-0	39.6
2014	St. Louis Rams	2	2	100.0	37	18.5	0	0	19	0-0	118.8
2015	St. Louis Rams	4	1	25.0	20	5.0	0	0	20	0-0	47.9
2016	Los Angeles Rams	2	1	50.0	4	2.0	0	0	4	0-0	56.3
2017	Los Angeles Rams	3	2	66.7	34	11.3	0	0	28	0-0	104.9
2018	Los Angeles Rams	4	2	50.0	19	4.8	0	0	12	0-0	63.5
2019	Los Angeles Rams	3	2	66.6	28	9.3	0	1	23	0-0	56.9
2020	Los Angeles Rams	0	0	0.0	0	0.0	0	0	0	0-0	0.0
Totals		**22**	**13**	**59.1**	**184**	**8.4**	**1**	**1**	**28**	**0-0**	**82.4**

Postseason

Year	Team	Games	Punting No.	Yards	Avg.	Opp Ret.	Ret. Yards	Net Yards	TB	I20	Long	Block
2017	Los Angeles Rams	1	5	218	43.6	1	4	214	0	5	66	0
2018	Los Angeles Rams	3	14	629	44.9	2	2	627	0	6	65	0
Totals		**4**	**19**	**847**	**44.6**	**3**	**6**	**841**	**0**	**11**	**66**	**0**

Passing

Year	Team	Att.	Comp.	Pct.	Yards	Yards/Att.	TD	Int.	Long	Sack-Yards	Rating
2018	Los Angeles Rams	1	1	100.0	12	12.0	0	0	12	0-0	116.7
Totals		**1**	**1**	**100.0**	**12**	**12.0**	**0**	**0**	**12**	**0-0**	**116.7**

Additional Career Statistics: Threw one touchdown pass to WR Danny Amendola vs. Seattle (9/30/12), Connected with TE Cory Harkey for a two-point conversion...connected with RB Benny Cunningham on an 18-yard pass in punt formation to convert a fourth-and-3 on the St. Louis 18-yard line (10/19/14)...connected with WR Stedman Bailey on an 19-yard pass in punt formation to convert a fourth-and-4 (11/23/14)... connected with S Cody Davis for 20-yard reception to convert a fourth-and-2 at Green Bay (10/11/15)...connected with RB Chase Reynolds for a four-yard reception to convert a fourth-and-one vs. Arizona (1/1/17)...converted a 20-yard field goal and one PAT attempt vs. Arizona (9/16/18)... connected with CB Sam Shields on a 12-yard pass in punt formation to covert a fourth-and-3 (10/28/18)...recorded one rushing attempt for three yards on a fake field goal attempt at New Orleans (11/4/18)...connected with TE Gerald Everett on a 7-yard pass in punt formation to convert a fourth-and-7 at Chicago (12/9/18)...connected with CB Sam Shields on a 12-yard pass in punt formation to convert a fourth-and-5 for his first career postseason pass attempt and completion (1/20/19)...connected with S Nick Scott on a career-long 33-yard pass in punt formation to convert a fourth-and-3 at Atlanta (10/20/19)...completed a pass on a fake punt to WR Mike Thomas for a 5-yard completion on fourth-and-4 at Dallas (12/15/19)

Special Teams Tackles: 2012 (1), 2013 (1), 2015 (1), 2017 (1), 2018 (1), 2019 (1)

Regular Season Single Game Highs:
Punts – 11, vs. San Francisco (9/26/13)
Long – 78, at New York Jets (11/13/16)
Yards – 490, vs. San Francisco (9/26/13)

Postseason Single Game Highs:
Punts – 9, vs. New England (2/3/19, Super Bowl LIII)
Long – 66, vs. Atlanta (1/6/18, NFC Wild Card)
Yards – 417, vs. New England (2/3/19, Super Bowl LIII)

Johnny Hekker, Game-By-Game

2020 Los Angeles Rams

Game	W/L	No	Yds	Avg	Opp Ret	Opp Yds	Net Yds	Net Avg	TB	I20	Lg	Blk
Dal 9/13	W	3	142	47.3	1	20	20	20.0	0	2	58	0
at Phi 9/20	W	2	96	48.0	0	0	122	40.7	1	1	57	0
at Buf 9/27	L	0	0	0.0	0	0	0	0.0	0	0	0	0
NYG 10/4	W	5	280	56.0	3	30	210	42.0	2	0	61	0
at Was 10/11	W	5	205	41.0	2	13	192	38.4	0	4	56	0
at SF 10/18	L	6	291	48.5	2	20	271	45.2	0	4	63	0
Chi 10/26	W	5	221	44.2	0	0	221	44.2	0	5	63	0
at Mia 11/1	L	6	284	47.3	1	88t	176	39.6	1	2	62	0
Sea 11/15	W	4	158	39.5	1	0	158	39.5	0	3	50	0
at TB 11/23	W	5	217	43.4	3	19	198	39.6	0	1	47	0
SF 11/29	L	7	343	49.0	2	27	296	42.3	1	3	62	0
at Ari 12/6	W	1	44	44.0	0	0	0	0.0	0	0	0	0
NE 12/10	-	0	0	0.0	0	0	0	0.0	0	0	0	0
NYJ 12/19	-	0	0	0.0	0	0	0	0.0	0	0	0	0
at Sea 12/27	-	0	0	0.0	0	0	0	0.0	0	0	0	0
Ari 1/3/21	-	0	0	0.0	0	0	0	0.0	0	0	0	0
Totals	**8-4**	**49**	**2,281**	**46.6**	**15**	**217**	**1,920**	**40.0**	**5**	**25**	**63**	**0**

2019 Los Angeles Rams

Game	W/L	No	Yds	Avg	Opp Ret	Opp Yds	Net Yds	Net Avg	TB	I20	Lg	Blk
at Car 9/8	W	3	144	48.0	2	30	114	28.5	0	0	71	1
NO 9/15	W	4	199	49.8	3	34	165	41.3	0	0	66	0
at Cle 9/22	W	2	79	39.5	0	0	79	39.5	0	1	41	0
TB 9/29	L	1	41	41.0	0	0	41	41.0	0	1	41	0
at Sea 10/3	L	3	153	51.0	1	0	153	51.0	0	1	59	0
SF 10/13	L	5	269	53.8	3	38	231	46.2	0	1	61	0
at Atl 10/20	W	3	95	31.7	1	-6	101	33.7	0	1	43	0
Cin 10/27	W	5	222	44.4	1	0	222	44.4	0	3	56	0
at Pit 11/10	L	8	379	47.4	4	21	358	43.0	1	2	56	0
Chi 11/17	W	6	329	54.8	0	0	329	41.8	3	1	67	0
Bal 11/25	L	4	200	50.0	3	45	155	38.8	0	0	55	0
at Ari 12/1	W	4	165	41.3	1	5	160	40.0	0	1	44	0
Sea 12/8	W	3	152	50.7	2	3	149	49.7	0	0	55	0
at Dal 12/15	L	5	279	55.8	2	20	259	51.8	0	4	69	0
at SF 12/21	L	6	266	44.3	0	0	266	44.3	0	3	52	0
Ari 12/29	W	4	156	39.0	0	0	156	34.0	1	3	45	0
Totals	**9-7**	**66**	**3,128**	**47.4**	**23**	**190**	**2,938**	**44.5**	**5**	**22**	**71**	**1**

2018 Los Angeles Rams

Game	W/L	No	Yds	Avg	Opp Ret	Opp Yds	Net Yds	Net Avg	TB	I20	Lg	Blk
at Oak 9/10	W	2	117	58.5	1	10	107	53.3	0	2	62	0
Ari 9/16	W	2	102	51.0	0	0	82	41.0	1	1	60	0
LAC 9/23	W	1	49	49.0	1	11	38	38.0	0	0	49	0
Min 9/27	W	2	71	35.5	0	0	71	35.5	0	0	39	0
at Sea 10/7	W	1	38	38.0	1	-3	41	41.0	0	1	38	0
at Den10/14	W	3	120	40.0	0	0	120	40.0	0	3	52	0
at SF 10/21	W	4	122	30.5	1	6	116	29.0	0	1	50	0
GB 10/28	W	7	316	45.1	1	13	303	43.3	0	3	52	0
at NO 11/4	L	1	47	47.0	0	0	47	47.0	0	0	47	0
Sea 11/11	W	2	89	44.5	1	9	80	40.0	0	1	55	0
KC 11/19	W	4	222	55.5	3	22	200	50.0	0	3	**68**	0
at Det 12/2	W	3	151	50.3	0	0	131	43.7	1	1	55	0
at Chi 12/9	L	3	146	48.7	1	22	124	41.3	0	1	62	0
Phi 12/16	L	3	169	56.3	1	13	156	52.0	0	0	65	0
at Ari 12/23	W	2	103	51.5	1	1	102	51.0	0	2	59	0
SF 12/30	W	3	130	43.3	0	0	130	43.3	0	2	48	0
Totals	**13-3**	**43**	**1,992**	**46.3**	**12**	**104**	**1,848**	**43.0**	**2**	**21**	**68**	**0**

2018 Postseason

Game	W/L	No	Yds	Avg	Opp Ret	Opp Yds	Net Yds	Net Avg	TB	I20	Lg	Blk
Dal 1/12/19 *	W	1	29	29.0	0	0	29	29.0	0	0	29	0
at NO 1/20/19 ^	W	4	183	45.8	0	0	183	45.8	0	1	50	0
NE 2/3/19 *	L	9	417	46.3	2	2	415	46.1	0	5	65	0
Totals	**2-1**	**14**	**629**	**44.9**	**2**	**2**	**627**	**44.8**	**0**	**6**	**65**	**0**

* Denotes NFC Divisional Playoff Game, ^ Denotes NFC Championship Game, ! Denotes Super Bowl LIII

2017 Los Angeles Rams

Game	W/L	No	Yds	Avg	Opp Ret	Opp Yds	Net Yds	Net Avg	TB	I20	Lg	Blk
Ind 9/10	W	5	218	43.6	3	0	218	43.6	0	5	47	0
Was 9/17	L	4	182	45.5	2	13	169	42.3	0	1	55	0
at SF 9/21	W	2	113	56.5	2	9	104	52.0	0	0	64	0
at Dal 10/1	W	2	108	54.0	1	0	108	54.0	0	2	62	0
Sea 10/8	L	3	136	45.3	1	10	126	42.0	0	0	62	0
at Jax 10/15	W	7	322	46.0	1	0	302	43.1	1	4	67	0
Ari 10/22	W	2	119	59.5	1	9	110	55.0	0	2	65	0
at NYG 11/5	W	2	75	37.5	0	0	75	37.5	0	1	38	0
Hou 11/12	W	4	205	51.3	1	17	168	42.0	1	0	55	0
at Min 11/19	L	6	254	42.3	1	9	245	40.8	0	4	56	0
NO 11/26	W	3	138	46.0	0	0	138	46.0	0	3	50	0
at Ari 12/3	W	4	207	51.8	2	12	195	48.8	0	0	70	0
Phi 12/10	L	5	282	56.4	3	11	251	50.2	1	3	64	0
at Sea 12/17	W	5	213	42.6	2	18	195	39.0	0	2	49	0
at Ten 12/24	W	4	200	50.0	2	12	168	42.0	1	1	57	0
SF 12/31	L	7	341	48.7	3	32	309	309	0	2	58	0
Totals	**11-5**	**65**	**3,113**	**47.9**	**25**	**152**	**2,881**	**44.3**	**4**	**30**	**70**	**0**

2017 Postseason

Game	W/L	No	Yds	Avg	Opp Ret	Opp Yds	Net Yds	Net Avg	TB	I20	Lg	Blk
Atl 1/6/18 *	L	5	218	43.6	1	4	214	42.8	0	5	66	0
Totals	**0-1**	**5**	**218**	**43.6**	**1**	**4**	**214**	**42.8**	**0**	**5**	**66**	**0**

* Denotes NFC Wild Card Game

2016 Los Angeles Rams

Game	W/L	No	Yds	Avg	Opp Ret	Opp Yds	Net Yds	Net Avg	TB	I20	Lg	Blk
at SF 9/12	L	10	431	43.1	2	11	420	42.0	0	4	54	0
Sea 9/18	W	6	237	39.5	0	0	237	39.5	0	6	52	0
at TB 9/25	W	5	256	51.2	2	26	230	46.0	0	2	64	0
at Ari 10/2	W	6	277	46.2	3	23	254	42.3	0	3	55	0
Buf 10/9	L	2	109	54.5	2	-2	111	55.5	0	1	57	0
at Det 10/16	L	2	94	47.0	1	4	90	45.0	0	0	54	0
NYG 10/23	L	7	320	45.7	4	11	309	44.1	0	6	58	0
Car 11/6	L	5	243	48.6	0	0	223	44.6	1	2	75	0
at NYJ 11/13	W	7	362	51.7	4	10	352	50.3	0	4	78	0
Mia 11/20	L	8	364	45.5	1	1	363	45.4	0	5	61	0
at NO 11/27	L	6	294	49.0	2	8	286	47.7	0	2	68	0
at NE 12/4	L	8	430	53.8	6	7	423	52.9	0	5	76	0
Atl 12/11	L	7	340	48.6	0	0	340	48.6	0	6	57	0
at Sea 12/15	L	4	216	54.0	2	16	200	50.0	0	0	66	0
SF 12/24	L	8	368	46.0	2	9	359	44.9	0	4	53	0
Ari 1/1/17	L	7	336	48.1	4	26	311	44.4	0	1	73	0
Totals	**4-12**	**98**	**4,680**	**47.8**	**35**	**152**	**4,508**	**46.0**	**1**	**51**	**78**	**0**

2015 St. Louis Rams

Game	W/L	No	Yds	Avg	Opp Ret	Opp Yds	Net Yds	Net Avg	TB	I20	Lg	Blk
Sea 9/13	W	3	142	47.3	2	63	79	26.3	0	0	55	0
at Was 9/20	L	8	381	47.6	5	12	381	46.1	0	4	52	0
Pit 9/27	L	4	170	42.5	0	0	150	37.5	1	2	50	0
at Ari 10/4	W	7	348	49.7	5	32	316	45.1	0	2	57	0
at GB 10/11	L	4	181	45.3	2	9	152	38.0	1	1	51	0
Cle 10/25	W	5	244	48.8	2	4	240	48.0	0	3	56	0
SF 11/1	W	8	436	54.4	5	38	398	49.8	0	4	60	0
at Min 11/8	L	8	372	46.5	4	40	332	41.5	0	2	63	0
Chi 11/15	L	6	296	49.3	3	9	287	47.8	0	3	60	0
at Bal 11/22	L	8	367	45.9	3	5	342	42.8	1	4	63	0
at Cin 11/29	L	5	225	45.0	2	16	189	37.8	1	1	56	0
Ari 12/6	L	8	436	54.5	3	30	386	48.3	1	5	68	0
Det 12/13	W	6	284	47.3	2	11	273	45.5	0	4	61	0
TB 12/17	W	5	220	44.0	0	0	220	44.0	0	3	49	0
at Sea 12/27	W	6	240	40.0	2	20	220	36.7	0	2	50	0
at SF 1/3	L	5	259	51.8	0	0	239	47.8	1	1	68	0
Totals	**7-9**	**96**	**4,601**	**47.9**	**40**	**289**	**4,192**	**43.7**	**6**	**41**	**68**	**0**

2014 St. Louis Rams

Game	W/L	No	Yds	Avg	Opp Ret	Opp Yds	Net Yds	Net Avg	TB	I20	Lg	Blk
Min 9/7	L	6	279	46.5	1	6	273	45.5	0	2	57	0
at TB 9/14	W	2	98	49.0	1	0	98	49.0	0	1	53	0
Dal 9/21	L	1	24	24.0	0	0	24	24.0	0	1	24	0
Phi 10/5	L	4	166	41.5	1	23	143	28.6	0	2	56	1
SF 10/13	L	8	351	43.9	5	29	322	40.3	0	2	56	0
Sea 10/19	W	3	153	51.0	2	19	134	51.0	0	1	56	0
at KC 10/26	L	6	324	54.0	4	27	277	46.2	1	1	60	0
at SF 11/2	W	6	281	46.8	1	12	249	41.5	1	2	60	0
at Ari 11/9	L	7	305	43.6	1	8	277	39.6	1	2	57	0
Den 11/16	W	6	260	43.3	1	0	260	43.3	0	4	54	0
at SD 11/23	L	4	178	44.5	1	0	178	44.5	0	2	57	0
Oak 11/30	W	6	275	45.8	2	4	251	41.8	1	3	60	0
at Was 12/7	W	4	174	43.5	2	3	171	42.8	0	3	61	0
Ari 12/11	L	8	404	50.5	4	54	350	43.8	0	3	59	0
NYG 12/21	L	4	202	50.5	0	0	182	45.5	0	3	56	0
at Sea 12/28		5	247	49.4	2	7	240	48.0	1	1	55	0
Totals	**6-10**	**80**	**3,721**	**46.5**	**28**	**192**	**3,429**	**42.3**	**5**	**33**	**61**	**1**

2013 St. Louis Rams

Game	W/L	No	Yds	Avg	Opp Ret	Opp Yds	Net Yds	Net Avg	TB	I20	Lg	Blk
Ari 9/8	W	3	147	49.0	1	1	126	42.0	1	1	55	0
at Atl 9/15	L	6	298	49.7	2	4	294	49.0	0	0	63	0
at Dal 9/22	L	5	238	47.6	4	16	222	44.4	0	0	57	0
SF 9/26	L	11	490	44.5	1	0	470	42.7	1	6	60	0
Jax 10/6	W	7	286	40.9	4	5	281	40.1	0	2	56	0
at Hou 10/13	W	3	135	45.0	2	6	129	43.0	0	1	47	0
at Car 10/20	L	4	159	39.8	1	-1	160	40.0	0	0	52	0
Sea 10/28	L	4	182	45.5	3	9	173	43.3	0	2	55	0
Ten 11/3	L	5	242	48.4	2	8	234	46.8	0	1	57	0
at Ind 11/10	W	5	242	48.4	3	25	217	43.4	0	1	61	0
Chi 11/24	W	2	97	48.5	1	0	97	48.5	0	0	51	0
at SF12/1	L	5	244	48.8	2	5	239	47.8	0	1	54	0
at Ari 12/8	L	5	257	51.4	2	3	214	42.8	2	0	64	0
NO 12/15	W	4	167	41.8	0	0	167	41.8	0	2	52	0
TB 12/22	W	2	88	44.0	0	0	88	44.0	0	1	46	0
at Sea 12/29	L	7	337	48.1	2	-2	339	48.4	0	1	58	0
Totals	**7-9**	**78**	**3,609**	**46.3**	**30**	**79**	**3,450**	**44.2**	**4**	**19**	**64**	**0**

Johnny Hekker, Game-By-Game

2012 St. Louis Rams

Game	W/L	No	Yds	Avg	Opp Ret	Opp Yds	Net Yds	Net Avg	TB	I20	Lg	Blk
at Det 9/9	L	5	241	48.2	5	53	188	37.6	0	1	57	0
Was 9/16	W	3	163	54.3	1	-3	146	48.7	1	1	66	0
at Chi 9/23	L	6	279	46.5	3	39	220	36.7	1	1	56	0
Sea 9/30	W	4	156	39.0	2	1	155	38.8	0	1	48	0
Ari 10/4	W	7	398	56.9	5	76	322	46.0	0	3	68	0
at Mia 10/14	L	3	135	45.0	0	0	115	38.3	1	2	56	0
GB 10/21	L	2	99	49.5	1	15	84	42.0	0	1	55	0
NE 10/28	L	4	195	48.8	3	16	179	44.8	0	1	50	0
at SF 11/11	T	4	147	36.8	2	23	124	31.0	0	1	45	0
NYJ 11/18	I	5	251	50.2	3	29	222	44.4	0	1	57	0
at Ari 11/25	W	6	260	43.3	4	59	201	33.5	0	1	48	0
SF 12/2	W	9	388	43.1	2	6	382	42.4	0	3	63	0
at Buf 12/9	W	8	302	37.8	4	44	258	32.3	0	2	50	0
Min 12/16	L	4	164	41.0	1	15	149	37.3	0	1	55	0
at TB 12/23	W	7	335	47.9	3	7	328	46.9	0	2	57	0
at SEA 12/30	L	5	243	48.6	2	22	201	40.2	1	0	57	0
Totals	**7-8-1**	**82**	**3756**	**45.8**	**41**	**402**	**3,274**	**39.9**	**4**	**22**	**68**	**0**

27 Darrell Henderson Jr.

Running Back • Memphis • Batesville, Miss.

Ht./Wt.: 5-8/208
NFL Exp.: 2 (2nd Rams)
GP/GS, (Playoffs): 25/10, (0/0)
Birth Date: 8/19/1997
Acquired: D3A-'19 (No. 70 Overall)

Transactions: Selected by the Rams in the third round (70th overall) of the 2019 NFL Draft (4/26/19).

Pro: Has appeared in 25 games (ten starts)...rushed for 657 yards in his career...reached his first 100-yard rushing game on his first career start.

2020 Season: at Arizona (12/6): Rushed three times for 49 yards and one touchdown...recorded a career-long 38-yard touchdown rush...hauled in two receptions for 25 yards...including a 19-yard long reception...**vs San Francisco (11/29):** Rushed 10 times for 19 yards... **at Tampa Bay (11/23):** Rushed eight times for five yards...hauled in two receptions for four yards...**vs Seattle (11/15):** Rushed seven times for 28 yards (4.0 average per carry)... hauled in one reception for five yards totaling 33 scrimmage yards... **at Miami (11/1):** Recorded 47 yards on eight carries...averaged 5.9 yards per carry...hauled in one reception for 11 yards...**vs Chicago (10/26):** Rushed 15 times for 64 yards...averaged 4.3 yards per carry...hauled in two receptions for 13 yards...totaled 77 scrimmage yards...**at San Francisco (10/18):** Rushed 14 times for 88 yards (6.3 yards per carry average)...had an 18 yard long rush...**at Washington (10/11):** Recorded his first multi-touchdown game...hauled in his first-career receiving touchdown on a 12-yard pass from QB Jared Goff...rushed 15 times for 38 yards (7-yard long) and one touchdown...caught three passes for 30 yards (10.0 average)...**vs. New York Giants (10/4):** Rushed eight times for 22 yards...averaged 2.8 yards per carry with a five-yard long...hauled in one reception for 16 yards...totaled 38 scrimmage yards...**at Buffalo (9/27):** Made his first-career start...rushed for a career-best 114 yards and one touchdown on 20 carries (5.7 yards per rush)...marked the first 100-yard rushing game of his career... hauled in one reception for six yards...**at Philadelphia (9/20):** Appeared in his 15th game with the Rams...Rushed a career high 12 times...totaled 81 rushing yards with a long of 40-yards...both also career highs...tallied 121 total yards from scrimmage...caught two passes for 40 yards ...added one rushing TD, the first of his career...**vs. Dallas (9/13):** Appeared in his 15th career game in the season opener...rushed three times for six yards with an average of 2.0 yards per carry.

2019 Season: Entered rookie season projected to provide depth at running back...appeared in 13 games before being placed on injured reserve ahead of Week 17 game vs. Arizona... rushed for 147 yards on 39 carries...caught four passes for 37 receiving yards...recorded first professional rushing yards in Week 6 against San Francisco...**at Carolina (9/8):** Had first NFL carry in professional debut for no gain...**vs. New Orleans (9/15):** Did not see game action...**at Cleveland (9/22):** Did not see game action... **vs. Tampa Bay (9/29):** Saw action on special teams where he played nine snaps (24 percent)...**at Seattle (10/3):** Saw action on special teams where he played one snap...**vs. San Francisco (10/13):** Had six carries for 39 yards...long rush of 22 yards... caught one pass for nine yards...played 17 offensive snaps (32 percent)...**at Atlanta (10/20):** Had a career-high 11 carries for 31 yards...caught one pass for eight yards...played 26 offensive snaps (34 percent)...**vs. Cincinnati (10/27):** Rushed for a career-high 49 yards on 11 carries...caught two passes for 20 yards... played 30 snaps offensively (48 percent)...**at Pittsburgh (11/10):** Rushed for four yards on four carries...played eight offensive snaps (10 percent)...**vs. Chicago (11/17):** Played three offensive snaps (five percent) and two special teams snaps (eight percent)... **vs. Baltimore (11/25):** Played eight special teams snaps (30 percent)...**at Arizona (12/1):** Rushed for 17 yards on four carries with a 13-yard carry as a game-long...played seven offensive snaps (nine percent)...**vs. Seattle (12/8):** Returned two kickoffs for 35 yards...long return of 20 yards...**at Dallas (12/15):** Returned one kickoff for 23 yards...**at San Francisco (12/21):** Rushed for seven yards on two carries...played two offensive snaps (three percent) and three special teams plays (nine percent)...**vs. Arizona (12/29):** Placed on injured reserve.

College: In 35 career games played, Henderson is currently the second-leading rusher in Memphis history with 3,082 career rushing yards...his 31 rushing touchdowns are third in school history...his 40 total touchdowns are tied for second-most in program history...became just the third Tiger all-time to rush for over 1,000 yards in multiple seasons...has 4,302 career all-purpose yards, which ranks second in program history...tallied 14 career 100-yard rushing games, which is second-most in program history...as a junior in 2018, started all 10 games and led the nation with 9.15 rushing yards per carry...compiled 1,446 rushing yards (second-most in FBS) on 158 carries (39th-most in FBS)... tied for FBS lead with 20 total touchdowns and tied for second with 17 rushing touchdowns...rushed for over 100 yards in seven games...compiled back-to-back 200-yard rushing games against Navy and Georgia State, only the second player in program history to log back-to-back 200-yard rushing efforts... his 1,840 all-purpose yards led the FBS in 2018...as a sophomore in 2017, played in 12 games and made 10 starts...was the team's leading rusher with 1,154 yards on 130 carries...posted nine rushing touchdowns...tallied the program's first 1,000-yard rushing season since 2012...the 1,154 yards are the sixth-most for a season in school history...had seven 100-yard rushing games, the fourth-most for a season in program history...logged two rushing plays of 80 or more yards (80 vs. UCLA; 82 vs. Tulane)...the two rushing plays of 80 or more yards were a first since 1990...logged a career-high 278 all-purpose yards in a home win over SMU (147 rushing/15 receiving/116 return)...the 278 all-purpose yards were the fourth-most for a game in program history...saw action in all 13 games and made six starts as a freshman in 2016...also played on the Memphis special teams unit...squad's third-leading rusher with 482 yards on 87 carries (5.5 yard/rush)...second on team with five rushing touchdowns...hauled in 20 receptions for 237 yards and three touchdowns...added two kick returns for 113 yards and one touchdown...fourth on squad with 832 all-purpose yards (482 rushing/237receiving/113 kick return)...had a 99-yard kick return for a touchdown in a road win at SMU, the 99-yard return is the second-longest in school history.

Personal: Named the 2014 state of Mississippi Gatorade Football Player of the Year...honored as the 2014 Best of MS Preps Player of the Year...a 2014 *Parade Magazine* All-America honorable mention pick...played for Head Coach Lance Pogue...posted 5,801 career rushing yards, which is the eighth-most rushing yards in the state of Mississippi high school football history...had 847 career carries...posted career rushing averages of 109.5 yards per game and 6.8 yards per carry...scored 68 career rushing touchdowns... also caught 39 passes for 559 yards and seven scores in his career...had 75 career touchdowns (68 rushing/seven receiving)... son of Darrell Henderson, Sr., and Barbara Henderson...majored in sport and leisure management.

Darrell Henderson Jr., NFL Statistics

Regular Season

			Receiving					Rushing				
Year	**Team**	**G/S**	**No.**	**Yards**	**Avg.**	**Long**	**TD**	**Att.**	**Yards**	**Avg.**	**Long**	**TD**
2019	Los Angeles Rams	13/0	4	37	9.3	14	0	39	147	3.8	22	0
2020	Los Angeles Rams	12/10	2	154	10.3	28	1	123	559	4.5	40	5
Totals		**25/10**	**19**	**191**	**10.1**	**28**	**1**	**162**	**706**	**4.4**	**40**	**5**

			Punt Returns					Kickoff Returns				
Year	**Team**	**G/S**	**No.**	**Yards**	**Avg.**	**Long**	**TD**	**Att.**	**Yards**	**Avg.**	**Long**	**TD**
2019	Los Angeles Rams	12/0	0	0	0.0	0	0	3	58	19.3	23	0
2020	Los Angeles Rams	8/6	0	0	0.0	0	0	0	0	0.0	0	0
Totals		**21/6**	**0**	**0**	**0.0**	**0**	**0**	**3**	**58**	**19.3**	**23**	**0**

Darrell Henderson Jr., Game-By-Game

2020 Los Angeles Rams

			Receiving					Rushing						Returns								
Game	**W/L**	**G/S**	**No.**	**Yards**	**Avg.**	**Long**	**TD**	**Att.**	**Yards**	**Avg.**	**Long**	**TD**	**PR**	**FC**	**Yards**	**Long**	**TD**	**KR**	**Yards**	**Avg.**	**Long**	**TD**
Dal 9/13	W	1/0	0	0	0.0	0	0	3	6	2.0	3	0	0	0	0	0	0	0	0	0.0	0	0
at Phi 9/20	W	1/0	2	40	20.0	28	0	12	81	6.8	40	1	0	0	0	0	0	0	0	0.0	0	0
at Buf 9/27	L	1/1	1	6	6.0	6	0	20	114	5.7	14	1	0	0	0	0	0	0	0	0.0	0	0
NYG 10/4	W	1/1	1	16	16.0	16	0	8	22	2.8	5	0	0	0	0	0	0	0	0	0.0	0	0
at Was 10/11	W	1/1	3	30	10.0	12	1	15	38	2.5	7	1	0	0	0	0	0	0	0	0.0	0	0
at SF 10/18	L	1/1	0	4*	0.0	4	0	14	88	6.3	18	0	0	0	0	0	0	0	0	0.0	0	0
Chi 10/26	W	1/1	2	13	6.5	11	0	15	64	4.3	11	0	0	0	0	0	0	0	0	0.0	0	0
at Mia 11/1	L	1/1	1	11	11.0	11	0	8	47	5.8	18	0	0	0	0	0	0	0	0	0.0	0	0
Sea 11/15	W	1/1	1	5	5.0	5	0	7	28	4.0	16	0	0	0	0	0	0	0	0	0.0	0	0
at TB 11/23	W	1/1	2	4	2.0	5	0	8	5	0.6	4	0	0	0	0	0	0	0	0	0.0	0	0
SF 11/29	L	1/1	0	0	0.0	0	0	10	19	1.9	5	1	0	0	0	0	0	0	0	0.0	0	0
at Ari 12/6	W	1/1	2	25	12.5	19	0	3	49	16.3	38	1	0	0	0	0	0	0	0	0.0	0	0
NE 12/10	-	0/0	0	0	0.0	0	0	0	0	0.0	0	0	0	0	0	0	0	0	0	0.0	0	0
NYJ 12/19	-	0/0	0	0	0.0	0	0	0	0	0.0	0	0	0	0	0	0	0	0	0	0.0	0	0
at Sea 12/27	-	0/0	0	0	0.0	0	0	0	0	0.0	0	0	0	0	0	0	0	0	0	0.0	0	0
Ari 1/3/21	-	0/0	0	0	0.0	0	0	0	0	0.0	0	0	0	0	0	0	0	0	0	0.0	0	0
Totals	**8-4**	**12/10**	**15**	**154**	**10.3**	**28**	**1**	**123**	**559**	**4.5**	**40**	**5**	**0**	**0**	**0**	**0**	**0**	**0**	**0**	**0.0**	**0**	**0**

*Lateral play which does not account as a reception

2019 Los Angeles Rams

			Receiving					Rushing						Returns								
Game	**W/L**	**G/S**	**No.**	**Yards**	**Avg.**	**Long**	**TD**	**Att.**	**Yards**	**Avg.**	**Long**	**TD**	**PR**	**FC**	**Yards**	**Long**	**TD**	**KR**	**Yards**	**Avg.**	**Long**	**TD**
at Car 9/8	W	1/0	0	0	0.0	0	0	0	0	0.0	0	0	0	0	0	0	0	0	0	0.0	0	0
NO 9/15	W	0/0	Did Not Play																			
at Cle 9/22	W	0/0	Did Not Play																			
TB 10/29	L	1/0	0	0	0.0	0	0	0	0	0.0	0	0	0	0	0	0	0	0	0	0.0	0	0
at Sea 10/3	L	1/0	0	0	0.0	0	0	0	0	0.0	0	0	0	0	0	0	0	0	0	0.0	0	0
SF 10/13	L	1/0	1	9	9.0	9	0	6	39	6.5	22	0	0	0	0	0	0	0	0	0.0	0	0
at Atl 10/20	W	1/0	1	8	8.0	8	0	11	31	2.8	9	0	0	0	0	0	0	0	0	0.0	0	0
Cin 10/27	W	1/0	2	20	10.0	14	0	11	49	4.5	15	0	0	0	0	0	0	0	0	0.0	0	0
at Pit 11/10	L	1/0	0	0	0.0	0	0	4	4	1.0	3	0	0	0	0	0	0	0	0	0.0	0	0
Chi 11/17	W	1/0	0	0	0.0	0	0	0	0	0.0	0	0	0	0	0	0	0	0	0	0.0	0	0
Bal 11/25	L	1/0	0	0	0.0	0	0	0	0	0.0	0	0	0	0	0	0	0	0	0	0.0	0	0
at Ari 12/1	W	1/0	0	0	0.0	0	0	4	17	4.3	0	0	0	0	0	0	0	0	0	0.0	0	0
at Sea 12/8	W	1/0	0	0	0.0	0	0	0	0	0.0	0	0	0	0	0	0	0	2	35	17.5	20	0
at Dal 12/15	L	1/0	0	0	0.0	0	0	0	0	0.0	0	0	0	0	0	0	0	1	23	23.0	23	0
SF 12/21	L	1/0	0	0	0.0	0	0	2	7	3.5	7	0	0	0	0	0	0	0	0	0.0	0	0
Ari 12/29	W	Injured Reserve																				
Totals	**9-7**	**13/0**	**4**	**37**	**9.3**	**14**	**0**	**39**	**147**	**3.8**	**22**	**0**	**0**	**0**	**0**	**0**	**0**	**3**	**58**	**19.3**	**23**	**0**

89 Tyler Higbee

Tight End • Western Kentucky • Clearwater, Fla.

Ht./Wt.: 6-6/255
NFL Exp.: 5 (5th Rams)
GP/GS, (Playoffs): 74/65, (4/4)
Birth Date: 1/1/1993
Acquired: D4A-'16 (No. 110 Overall)

Transactions: Selected by the Rams in the fourth round of the 2016 draft (110th overall) on 4/30/16.

Pro: Fifth-year pro has played in 74 regular season games with 65 starts and four postseason games (four starts) since being drafted by the Rams in 2016...established single-season bests in receptions (61) and receiving yards (650) during 2019 season... caught 161 career passes for 1,751 yards and 11 touchdowns... became the 13th tight end in franchise history to record over 1,000 receiving yards in their career...became the first tight end in franchise history to have three-consecutive 100-plus yard receiving games...set the single-season franchise record for receptions by a tight end during 2019 campaign.

2020 Season: Fifth season starting at tight end...**at Arizona (12/6):** Hauled in four receptions for 24 yards and one touchdown... **vs San Francisco (11/29):** Hauled in one reception for six yards... **at Tampa Bay (11/23):** Hauled in four receptions for 19 yards (4.8 average)...recorded his first career rushing attempt for a one-yard gain... **vs Seattle (11/15):** Hauled in three receptions for 60 yards, including a long reception of 39 yards...**at Miami (11/1):** Hauled in two receptions for 14 yards...**vs. Chicago (10/26):** Declared inactive...**at San Francisco (10/18):** Hauled in three receptions for 56 yards with a 31-yard long reception... averaged 18.7 yards per reception... **at Washington (10/11):** Hauled in two passes for 12 yards with a 9-yard long reception... **vs. New York Giants (10/4):**Hauled in three receptions for 21 yards...averaged 7.0 yards per reception...**at Buffalo (9/27):** Hauled in two receptions for 40 yards with a long of 31 yards... averaged 20.0 yards per reception...**at Philadelphia (9/20):** Hauled in three receiving touchdowns, marking the first multi-TD game of his career...totaled 54 yards receiving on five catches with a long of 28 yards...became the first Ram right end to haul in three receiving touchdowns in a game since Damone Johnson in 1988...**vs. Dallas (9/13):** Hauled in three receptions for 40 yards averaging 13.3 yards per reception...posted a 21-yard long reception.

2019 Season: Fourth professional season as a starter at tight end...set a single-season franchise record for receptions (69) and receiving yards (734) by a tight end...recorded a career-high three touchdown passes...caught a career-high seven passes for a then career-best 107 receiving yards in a Week 13 win at Arizona...surpassed the total a week later with 116 yards on seven catches in NFC West win over Seattle...became the first tight end in franchise history to have over 100 receiving yards in three consecutive games following a 12 catch, 111 yard day at Dallas in Week 15...became just the second tight end in franchise history to have four games of over 100 receiving yards following 104-yard performance against San Francisco in Week 16...**at Carolina (9/8):** Started at tight end and caught four passes for a total of 20 yards and one touchdown...was the fifth touchdown reception of his career...played 40 offensive snaps (52 percent)... **vs. New Orleans (9/15):** Started at tight end...had two catches for 21 yards...long reception of 18 yards...played 24 snaps (34 percent) offensively and two snaps (seven percent) on special teams...**at Cleveland (9/22):** Declared inactive after suffering injury in Week 2 against New Orleans...**vs. Tampa Bay (9/29):** Started at tight end...caught four passes for 41 yards...longest reception of 13 yards...played 44 offensive snaps (45 percent) and seven special teams snaps (18 percent)...**at Seattle (10/3):** Started at tight end...caught three passes for 47 yards...long reception of 20 yards...played 40 offensive snaps (56 percent)... **vs. San Francisco (10/13):** Started at tight end...caught three passes for a team-best 25 yards...long reception of 12 yards... played 30 offensive snaps (57 percent)...**at Atlanta (10/20):** Started at tight end...caught one pass for eight yards...played 49 snaps (64 percent) offensively...**vs. Cincinnati (10/27):** Started at tight end...caught one pass for eight yards...played 34 offensive snaps (55 percent)...**at Pittsburgh (11/10):** Started at tight end... caught three passes for 22 yards...long reception of 12 yards... played 25 snaps offensively (32 percent)...**vs. Chicago (11/17):** Started at tight end...played 42 offensive snaps (76 percent)...**vs. Baltimore (11/25):** Started at tight end...tallied five receptions for 20 yards...longest reception of seven yards...**at Arizona (12/1):** Started at tight end...caught a then career high seven passes for a then career-best 107 receiving yards...caught his second touchdown of the season...averaged 15.3 yards per reception... **vs. Seattle (12/8):** Started at tight end...caught a then career-high seven passes for the second-consecutive game...tallied a career-high 116 receiving yards, including a 33-yard long reception... became the 12th tight end in franchise history to record over 1,000 receiving yards...**at Dallas (12/15):** Started at tight end... caught a career-high 12 passes for 111 receiving yards, his third-consecutive 100-plus receiving yard game...became just the third tight end in franchise history to record three 100-plus yard receiving games and the first to do so in three-consecutive outings...**at San Francisco (12/21):** Started at tight end...caught nine passes for 104 yards, his fourth-consecutive game with over 100 receiving yards...became the first TE in league history since the 1970 merger to have four consecutive games of seven-plus catches for 100-plus receiving yards...**vs Arizona (12/29):** Started at tight end...caught eight passes for 84 yards...added a receiving touchdown in the fourth quarter, his career-best third touchdown catch of the season.

2018 Season: Started all 16 regular season games and three postseason contests including Super Bowl LIII...hauled in 24 passes for 292 yards and a career-best two touchdowns during regular season action...**vs. Arizona (9/16):** Recorded one catch for three yards and a touchdown, his first of the season...**vs. Chargers (9/23):** Notched two receptions for 25 yards, including a long of 20 yards...**at Seattle (10/7):** Started at tight end...tallied two receptions for 26 yards...**at Denver (10/14):** Started at tight end and saw action on special teams...helped block for RB Todd Gurley II to amass 208 rushing yards and two touchdowns...**at New Orleans (11/4):** Started at tight end...caught two passes for a season-high 40 yards and average of 20.0 yards per catch... with a 33 yard long...**vs. Seattle (11/11):** Started at tight end... totaled a season-high three receptions for 25 yards and one touchdown...his second touchdown of the season, setting a new single-season career high...averaged 8.3 yards per reception... **vs. Kansas City (11/19):** Started at tight end and saw action on special teams...recorded a career-high six receptions for a season-high 68 yards...averaged 10.5 yards per catch...**vs. San Francisco (12/30):** Started at tight end...recorded one reception for a season-long of 36 yards...**Divisional Round vs. Dallas (1/12/19):** Started at tight end...posted two receptions for 30 yards

with a long of 19 yards...**Championship Round at New Orleans (1/20/19):** Started at tight end...caught four passes for 25 yards... recorded first-career postseason touchdown...**Super Bowl LIII (2/3/19):** Started at tight end.

2017 Season: Started all 16 games and one postseason contest...tallied a new career-high 25 receptions for 295 yards and one touchdown...**at Dallas (10/1):** Recorded three receptions for 47 yards...**vs. Seattle (10/8):** Led the team in receiving yards with a new personal high of 98 yards on four catches...**at New York Giants (11/5):** Notched one catch for 8 yards and his first touchdown of the season...**vs. Houston (11/12):** Tallied two catches for 22 yards...**vs. New Orleans (11/26):** Recorded three catches for 48 yards...**Wild Card vs. Atlanta (1/6/18):** Totaled one reception for 11 yards.

2016 Season: Started six-of-16 games during rookie campaign... hauled in 11 receptions for 85 yards and scored his first career touchdown...**at San Francisco (9/13):** In his first career NFL game, recorded one reception...**at Tampa Bay (9/25):** Made first career NFL start at tight end...saw significant action on special teams...**at Arizona (10/2):** Saw action at tight end and recorded one reception...**vs. New York Giants (10/23):** Recorded one catch for a four-yard gain...**vs. Carolina (11/6):** Made second career start at tight end...recorded a career-long 31-yard reception... **at New England (12/4):** Recorded two catches for 16 yards... **vs. Atlanta (12/11):** Caught one pass for eight yards...**at Seattle (12/15):** Hauled in a 15-yard reception...**vs. San Francisco (12/26):** Recorded two receptions for five yards...scored his first career touchown on a two-yard pass from QB Jared Goff.

College: Played in 38 games with 15 starts...earned a midseason addition to the Biletnikoff Watch List in 2015...racked up a pair of 100-yard receiving games and four touchdowns through the first four games of the year and caught at least one touchdown in six of his nine games, including two, two-touchdowns game...named the John Mackey Award Tight End of the Week following the season opener at Vanderbilt when he caught four passes for 102 yards...as a junior in 2014, he tallied 230 yards on 15 receptions, including four touchdowns...notched a breakout performance at No. 19 Marshall when came up with three-touchdowns on six passes for 99 yards, to earn CFPA honorable mention National Tight End of the Week honors...he was also one of only three tight ends last season to catch at least three touchdowns in a game, joined by FIU's Jonnu Smith and Minnesota's Maxx Williams... became one of just four players in WKU history to catch at least three touchdowns in a single game and the first since 1978...in 2013, saw time in seven games and three starts after converting over from wide receiver...finished the year with 13 catches for 169 yards and a touchdown...redshirted in 2012...as a true freshman in 2011, he played in 11 games...finished the regular season with a pair of catches for 92 yards...tallied his first career catch on a 63-yard touchdown grab.

Personal: Named team MVP and team captain for his senior season at East Lake High School...reeled in 42 receptions as a tight end, leading the county in receptions, to total over 540 receiving yards and eight touchdowns in his final season...finished prep career with over 1,100 yards receiving and 18 touchdowns... earned first-team All-County honors as well as being a Pinellas County All-Star his senior year...rated as a two-star recruit by Rivals.com after lettering all four years in football...also earned a pair of letters on the baseball diamond at the varsity level.

Tyler Higbee, NFL Statistics

Regular Season

Year	Team	G/S	Receiving No.	Receiving Yards	Receiving Avg.	Receiving Long	Receiving TD	Rushing Att.	Rushing Yards	Rushing Avg.	Rushing Long	Rushing TD
2016	Los Angeles Rams	16/7	11	85	7.7	31	1	0	0	0.0	0	0
2017	Los Angeles Rams	16/16	25	295	11.8	38	1	0	0	0.0	0	0
2018	Los Angeles Rams	16/16	24	292	12.2	36	2	0	0	0.0	0	0
2019	Los Angeles Rams	15/15	69	734	10.6	33	3	0	0	0.0	0	0
2020	Los Angeles Rams	11/11	32	345	10.8	39	4	1	1	1.0	1	0
Totals		**74/65**	**161**	**1,751**	**10.9**	**39**	**11**	**1**	**1**	**1.0**	**1**	**0**

Postseason

Year	Team	G/S	Receiving No.	Receiving Yards	Receiving Avg.	Receiving Long	Receiving TD	Rushing Att.	Rushing Yards	Rushing Avg.	Rushing Long	Rushing TD
2017	Los Angeles Rams	1/1	1	11	11.0	11	0	0	0	0.0	0	0
2018	Los Angeles Rams	3/3	6	55	9.2	19	1	0	0	0.0	0	0
Totals		**4/4**	**7**	**66**	**9.4**	**19**	**1**	**0**	**0**	**0.0**	**0**	**0**

Tyler Higbee, Game-By-Game

2020 Los Angeles Rams

Game	W/L	P/S	Receiving No.	Receiving Yards	Receiving Avg.	Receiving Long	Receiving TD	Rushing Att.	Rushing Yards	Rushing Avg.	Rushing Long	Rushing TD
Dal 9/13	W	1/1	3	40	13.3	21	0	0	0	0.0	0	0
at Phi 9/20	W	1/1	5	54	11.8	28t	3	0	0	0.0	0	0
at Buf 9/27	L	1/1	2	40	20.0	31	0	0	0	0.0	0	0
NYG 10/4	W	1/1	3	20	7.0	8	0	0	0	0.0	0	0
at Was 10/11	W	1/1	2	12	6.0	9	0	0	0	0.0	0	0
at SF 10/18	L	1/1	3	56	18.7	31	0	0	0	0.0	0	0
Chi 10/26	W					Inactive						
at Mia 11/1	L	1/1	2	14	7.0	13	0	0	0	0.0	0	0
Sea 11/15	W	1/1	3	60	20.0	39	0	0	0	0.0	0	0
at TB 11/23	W	1/1	4	19	4.8	7	0	1	1	1.0	1	0
SF 11/29	L	1/1	1	6	6.0	6	0	0	0	0.0	0	0
at Ari 12/6	W	1/1	4	24	6.0	16	1	0	0	0.0	0	0
NE 12/10	-	0/0	0	0	0.0	0	0	0	0	0.0	0	0
NYJ 12/19	-	0/0	0	0	0.0	0	0	0	0	0.0	0	0
at Sea 12/27	-	0/0	0	0	0.0	0	0	0	0	0.0	0	0
Ari 1/3/21	-	0/0	0	0	0.0	0	0	0	0	0.0	0	0
Totals	**8-4**	**11/11**	**32**	**345**	**10.8**	**39**	**4**	**1**	**1**	**1.0**	**1**	**0**

2018 Los Angeles Rams

Game	W/L	P/S	Receiving No.	Receiving Yards	Receiving Avg.	Receiving Long	Receiving TD	Rushing Att.	Rushing Yards	Rushing Avg.	Rushing Long	Rushing TD
at Oak 9/10	W	1/1	0	0	0.0	0	0	0	0	0.0	0	0
Ari 9/16	W	1/1	1	3t	3.0	3	1	0	0	0.0	0	0
LAC 9/23	W	1/1	2	35	17.5	20	0	0	0	0.0	0	0
Min 9/27	W	1/1	0	0	0.0	0	0	0	0	0.0	0	0
at Sea 10/7	W	1/1	2	26	13.0	17	0	0	0	0.0	0	0
at Den 10/14	W	1/1	0	0	0.0	0	0	0	0	0.0	0	0
at SF 10/21	W	1/1	0	0	0.0	0	0	0	0	0.0	0	0
GB 10/28	W	1/1	1	6	6.0	6	0	0	0	0.0	0	0
at NO 11/4	L	1/1	2	40	20.0	33	0	0	0	0.0	0	0
Sea 11/11	W	1/1	3	25	8.3	10	1	0	0	0.0	0	0
KC 11/19	W	1/1	6	68	10.5	16	0	0	0	0.0	0	0
at Det 12/2	W	1/1	2	19	9.5	16	0	0	0	0.0	0	0
at Chi12/9	L	1/1	1	9	9.0	0	0	0	0	0.0	0	0
Phi 12/16	L	1/1	2	14	7.0	11	0	0	0	0.0	0	0
at Ari 12/23	W	1/1	1	16	16.0	16	0	0	0	0.0	0	0
SF 12/30	W	1/1	1	36	36.0	36	0	0	0	0.0	0	0
Totals	**13-3**	**16/16**	**24**	**292**	**12.2**	**36**	**2**	**0**	**0**	**0.0**	**0**	**0**

2018 Postseason

Game	W/L	P/S	Receiving No.	Receiving Yards	Receiving Avg.	Receiving Long	Receiving TD	Rushing Att.	Rushing Yards	Rushing Avg.	Rushing Long	Rushing TD
Dal 1/12/19 *	W	1/1	2	30	15.0	19	0	0	0	0.0	0	0
at NO 1/20/19 ^	W	1/1	4	25	6.3	12	1	0	0	0.0	0	0
NE 2/3/19 !	L	1/1	2	30	15.0	19	0	0	0	0.0	0	0
Totals	**2-1**	**3/3**	**6**	**55**	**9.2**	**19**	**1**	**0**	**0**	**0.0**	**0**	**0**

* Denotes NFC Divisional Playoff Game, ^ Denotes NFC Championship Game, ! Denotes Super Bowl LIII

2016 Los Angeles Rams

Game	W/L	P/S	Receiving No.	Receiving Yards	Receiving Avg.	Receiving Long	Receiving TD	Rushing Att.	Rushing Yards	Rushing Avg.	Rushing Long	Rushing TD
at SF 9/12	L	1/0	1	2	2.0	2	0	0	0	0.0	0	0
Sea 9/18	W	1/0	0	0	0.0	0	0	0	0	0.0	0	0
at TB 9/25	W	1/1	0	0	0.0	0	0	0	0	0.0	0	0
at Ari 10/2	W	1/0	0	0	0.0	0	0	0	0	0.0	0	0
Buf 10/9	L	1/0	0	0	0.0	0	0	0	0	0.0	0	0
at Det 10/16	L	1/0	1	4	4.0	4	0	0	0	0.0	0	0
NYG 10/23	L	1/0	0	0	0.0	0	0	0	0	0.0	0	0
Car 11/6	L	1/1	1	31	31.0	31	0	0	0	0.0	0	0
at NYJ 11/13	W	1/1	0	0	0.0	0	0	0	0	0.0	0	0
Mia 11/20	L	1/1	2	4	2.0	3	0	0	0	0.0	0	0
at NO 11/27	L	1/1	0	0	0.0	0	0	0	0	0.0	0	0
at NE 12/4	L	1/0	2	16	8.0	10	0	0	0	0.0	0	0
Atl 12/11	L	1/0	1	8	8.0	8	0	0	0	0.0	0	0
at Sea 12/15	L	1/0	1	15	15.0	0	0	0	0	0.0	0	0
SF 12/24	L	1/1	2	5	2.5	3	1	0	0	0.0	0	0
Ari 1/1/17	L	1/0	0	0	0.0	0	0	0	0	0.0	0	0
Totals	**4-12**	**16/6**	**11**	**85**	**7.7**	**31**	**1**	**0**	**0**	**0.0**	**0**	**0**

2019 Los Angeles Rams

Game	W/L	P/S	Receiving No.	Receiving Yards	Receiving Avg.	Receiving Long	Receiving TD	Rushing Att.	Rushing Yards	Rushing Avg.	Rushing Long	Rushing TD
at Car 9/8	W	1/1	4	20	5.0	6	1	0	0	0.0	0	0
NO 9/15	W	1/1	2	21	10.5	18	0	0	0	0.0	0	0
at Cle 9/22	W	0/0				Inactive						
TB 9/29	L	1/1	4	41	10.2	13	0	0	0	0.0	0	0
at Sea 10/3	L	1/1	3	47	15.7	20	0	0	0	0.0	0	0
SF 10/13	L	1/1	3	25	8.3	9	0	0	0	0.0	0	0
at Atl 10/20	W	1/1	1	8	8.0	8	0	0	0	0.0	0	0
Cin 10/27	W	1/1	1	8	8.0	8	0	0	0	0.0	0	0
at Pit 11/10	L	1/1	3	22	7.3	12	0	0	0	0.0	0	0
Chi 11/17	W	1/1	0	0	0.0	0	0	0	0	0.0	0	0
Bal 11/25	L	1/1	5	20	4.0	7	0	0	0	0.0	0	0
at Ari 12/1	W	1/1	7	107	15.3	26	1	0	0	0.0	0	0
Sea 12/8	W	1/1	7	116	16.6	33	0	0	0	0.0	0	0
at Dal 12/15	L	1/1	12	111	9.3	26	0	0	0	0.0	0	0
SF 12/21	L	1/1	9	104	11.6	20	0	0	0	0.0	0	0
Ari 12/29	W	1/1	8	84	10.5	22	1	0	0	0.0	0	0
Totals	**9-7**	**15/15**	**69**	**734**	**10.6**	**33**	**3**	**0**	**0**	**0.0**	**0**	**0**

2017 Los Angeles Rams

Game	W/L	P/S	Receiving No.	Receiving Yards	Receiving Avg.	Receiving Long	Receiving TD	Rushing Att.	Rushing Yards	Rushing Avg.	Rushing Long	Rushing TD
Ind 9/10	W	1/1	2	17	8.5	9	0	0	0	0.0	0	0
Was 9/17	L	1/1	0	0	0.0	0	0	0	0	0.0	0	0
at SF 9/21	W	1/1	1	4	4.0	4	0	0	0	0.0	0	0
at Dal 10/1	W	1/1	3	47	15.7	29	0	0	0	0.0	0	0
Sea 10/8	L	1/1	4	98	24.5	35	0	0	0	0.0	0	0
at Jax 10/15	W	1/1	1	0	0.0	0	0	0	0	0.0	0	0
Ari 10/22	W	1/1	3	13	4.3	5	0	0	0	0.0	0	0
at NYG 11/5	W	1/1	1	8	8.0	8t	1	0	0	0.0	0	0
Hou 11/12	W	1/1	2	22	11.0	15	0	0	0	0.0	0	0
at Min 11/19	L	1/1	1	5	5.0	5	0	0	0	0.0	0	0
NO 11/26	W	1/1	3	48	16.0	38	0	0	0	0.0	0	0
at Ari 12/3	W	1/1	1	1	6.0	6	0	0	0	0.0	0	0
Phi 12/10	L	1/1	0	0	0.0	0	0	0	0	0.0	0	0
at Sea 12/17	W	1/1	1	12	12.0	12	0	0	0	0.0	0	0
at Ten 12/24	W	1/1	2	15	7.5	10	0	0	0	0.0	0	0
SF 12/31	L	1/1	0	0	0.0	0	0	0	0	0.0	0	0
Totals	**11-5**	**16/16**	**25**	**295**	**11.8**	**38**	**1**	**0**	**0**	**0.0**	**0**	**0**

2017 Postseason

Game	W/L	P/S	Receiving No.	Receiving Yards	Receiving Avg.	Receiving Long	Receiving TD	Rushing Att.	Rushing Yards	Rushing Avg.	Rushing Long	Rushing TD
Atl 1/6/18 *	L	1/1	1	11	11.0	11	0	0	0	0.0	0	0
Totals	**0-1**	**1/1**	**1**	**11**	**11.0**	**11**	**0**	**0**	**0**	**0.0**	**0**	**0**

* Denotes NFC Wild Card Game

22 Troy Hill

Cornerback • Oregon • Youngstown, Ohio

Ht./Wt.: 5-11/183
NFL Exp.: 6 (5th Rams)
GP/GS, (Playoffs): 69/35,(4/1)
Birth Date: 8/29/1991
Acquired: W(NE)-'15

Transactions: Signed a two-year contract extension (5/30/19)... activated from Rams practice squad (12/13/16)...added to practice squad (11/24/16), after being released from active roster (11/22/16)...acquired by the Rams via waivers from New England (12/31/15)...released from England (12/30/15), after being acquired via waivers from Cincinnati (12/25/15)...released by the Bengals (12/24/15), after spending time on their practice squad...originally signed with Cincinnati as an undrafted free agent (5/8/15).

Pro: Sixth-year pro...played in 69 regular season games, starting 35...collected 201 career tackles (163 solo), six interceptions, 1.0 sacks, 24 passed defensed, two fumble recoveries, one fumble and one interception returned for a touchdown.

2020 Season: at Arizona (12/6): Snagged the first pick six of his career (35 yards)...recorded two passes defensed and four tackles... **vs San Francisco (11/29):** Posted seven tackles (six solo)...forced one fumble and reached the endzone for the first time in his career after recovering another fumble where he returned it 20 yards...**at Tampa Bay (11/23):** Posted six total tackles (five solo)...**vs. Seattle (11/15):** Recorded four tackles (three solo)...**at Miami (11/1):** Posted four tackles (three solo)...recovered the first fumble of his career... **vs. Chicago (10/26):** Posted seven tackles (four solo) and one pass defensed...**at San Francisco (10/18):** Recorded six tackles (four solo)...appeared in 72 defensive snaps (99 percent)...**at Washington (10/11):** Started at cornerback... assisted on one tackle...**vs. New York Giants (10/4):** Recorded six tackles and one TFL...broke up two passes...**at Buffalo (9/27):** Started his 26th game at cornerback...posted eight total tackles (four solo)...saw action on 61 defensive snaps (98-percent)...**at Philadelphia (9/20):** Posted eight tackles (seven solo)...nabbed his first interception on the season...with one deflected pass...**vs. Dallas (9/13):** Started in the season opener...appeared on the field for 70 defensive snaps (97-percent)...posted 5 solo tackles.

2019 Season: Appeared in 14 games with nine starts...started in his final nine games before being inactive in Weeks 16 and 17 with a thumb injury...earned first start of the season in Week 6 against San Francisco...nabbed first interception of the season in Week 11 against Chicago...recorded 1.0 sack, the first of his career, in Week 11 against Chicago...recorded two interceptions for the second-consecutive season with a pick vs. Seattle in Week 14...**at Carolina (9/8):** Assisted on a pair of tackles in special teams action...played 27 snaps on special teams (77 percent)...**vs. New Orleans (9/15):** Played five snaps defensively (eight percent) and 22 snaps on special teams (81 percent)...**at Cleveland (9/22):** Played two defensive snaps (three percent) and 18 special teams snaps (75 percent)...**vs. Tampa Bay (9/29):** Recorded one tackle defensively...played 11 snaps defensively (15 percent) and 30 special teams plays (79 percent)...**at Seattle (10/3):** Recorded one tackle defensively...played four defensive snaps and 24 plays on special teams (77 percent)...**vs. San Francisco (10/13):** Started at cornerback...recorded five tackles (four solo)...had one pass defensed...played all 78 defensive snaps, while also playing nine special teams snaps (35 percent)... **at Atlanta (10/20):** Started at cornerback...recorded four solo tackles and one quarterback hit...played 46 snaps defensively (84 percent)...**vs. Cincinnati (10/27):** Started at cornerback... recorded three solo tackles and one pass defensed...played 59 snaps defensively (71 percent)...**at Pittsburgh (11/10):** Started at cornerback...recorded seven solo tackles and one pass defensed while playing all 74 defensive snaps...**vs. Chicago (11/17):** Started at cornerback...became first member of Rams' secondary to record an interception and a sack in the same game since Janoris Jenkins in 2013...recorded second-most tackles on L.A.'s defense with six solo stops...added three passes defensed... **vs. Baltimore (11/25):** Started at cornerback...recorded seven tackles (four solo)...played 77 defensive snaps (99 percent)...**at Arizona (12/1):** Started at cornerback...recorded three tackles (one solo) while playing 39 defensive snaps (61 percent)...**vs. Seattle (12/8):** Started at cornerback...recorded three tackles (two solo)...snared his second interception of the season, picking off Seahawks QB Russell Wilson in the end zone on Seattle's final drive of the game...added two passes defensed while playing all 67 defensive snaps...**at Dallas (12/15):** Started at cornerback... recorded one solo tackle while playing eight defensive snaps (11 percent) before leaving the game due to an injury...**at San Francisco (12/21):** Declared inactive... **vs. Arizona (12/29):** Declared inactive.

2018 Season: Played in all 16 games of the regular season, earning seven starts in place of injured CB Aqib Talib...appeared in all three postseason contests including Super Bowl LIII...finished the regular season with 34 tackles (29 solo), five passes defensed and a career-best two interceptions...**vs. Chargers (9/23):** Saw action at cornerback and on special teams...recorded one tackle on defense...**at Seattle (10/7):** Started at cornerback and saw action on special teams...notched five tackles (three solo) and one pass deflection...**at Denver (10/14):** Started at cornerback... split the team lead in tackles with seven solo...**at San Francisco (10/21):** Started at cornerback and saw action on special teams... recorded four tackles (four solo) on defense, one pass deflection and his first career interception...**vs. Green Bay (10/28):** Started at cornerback and saw two snaps on special teams...notched one solo tackle and one pass defensed...**at New Orleans (11/4):** Made his fifth-consecutive start at cornerback and tallied four solo tackles...**vs. Seattle (11/11):** Started at cornerback...tallied three solo tackles and one tackle for loss...**vs. Kansas City (11/19):** Started at cornerback and saw action on special teams...totaled four tackles on defense (two solo)...**at Detroit (12/2):** Saw action at cornerback and on special teams...notched one interception (second of career) and two pass deflections...**at Arizona (12/23):** Saw action on defense and special teams...totaled three solo tackles on defense...**vs. San Francisco (12/30):** Saw action on defense and special teams...registered two solo tackles on defense...**Divisional Round vs. Dallas (1/12/19):** Saw action on defense and special teams...recorded one special teams tackle... **Championship Round at New Orleans (1/20/19):** Saw action on special teams...**Super Bowl LIII (2/3/19):** Saw action on defense and special teams.

2017 Season: Played in 12 games of the regular season with three starts and one postseason start...finished the regular season with 18 tackles and five passes defensed...**at San Francisco (9/21):** Saw action at corner and on special teams... made one solo tackle and had two passes defensed...**at Dallas (10/1):** Saw action at corner and on special teams...recorded one special teams tackle...recovered one fumble on a punt return...**at**

Seattle (12/17): Started at cornerback and saw action on special teams...recorded one solo tackle and two passes defensed... **at Tennessee (12/24):** Started at cornerback and saw action on special teams...recorded nine assisted tackles and one pass defensed...**vs. San Francisco (12/31):** Started at cornerback and saw action on special teams...registered three defensive tackles (two solo)...**Wild Card vs. Atlanta (1/6/18):** Started at cornerback...recorded six tackles (five solo) and three passes defensed.

2016 Season: Saw action in 12 contests and started four at cornerback...spent three weeks on practice squad...finished with 38 tackles (35 solo) and three passes defensed...played a significant role on special teams...**vs. Seattle (9/18):** Recorded three tackles (three solo)...also defended one pass...**at Tampa Bay (9/25):** Made his first career NFL start at cornerback... recorded a team-high, and career-high 11 tackles (10 solo), and defended a pass...**at Arizona (10/2):** Started at right cornerback...tallied four tackles (three solo)...**at Detroit (10/16):** Started his third game of the season at cornerback...tallied seven tackles (six solo)...**vs. New York Giants (10/23):** Started at cornerback...recorded eight solo tackles...**vs. Carolina (11/6):** Saw significant action at cornerback and on special teams...**at New York Jets (11/13):** Recorded four solo tackles and one pass defensed...**at Seattle (12/15):** Promoted from practice squad to active roster...recorded one solo tackle...**vs. San Francisco (12/26):** Saw significant action on special teams...recorded one special teams tackle.

2015 Season: Played in three games with Cincinnati: at Cleveland (12/6), vs. Pittsburgh (12/13), at San Francisco (12/20).

College: As a senior in 2014, finished seventh on the team in tackles (71) but third in unassisted efforts (59)...second-team Pac-12 all-conference choice and 14-game starter ranked second in the league (1.46 avg.) in passes defended and 11th nationally...in 2013, was the Ducks' fifth-leading tackler among their defensive backs assumed the role as the program's top reserve cornerback and nickel-back...finished the year with 29 tackles (21 solo) and four deflected passes...in 2012, appeared in 10 games, with 22 of his 26 tackles being unassisted...in 2011, started six of his 14 appearances...in 2010, worked with the scout team during redshirt season.

Personal: Played defensive back and wide receiver for St. Bonaventure...2009 All-Channel League First-Team Defense...2008 second-team All-State Junior by CalHiSports.com...posted 46 tackles and five interceptions for the Seraphs his junior season in 2008...also returned one kickoff for a touchdown and took one of his five picks back for a score…earned a three-star rating from Scout.com…also a three-star recruit according to Rivals.com and the No. 32 corner in the country....parents: Jim Gilmer and Sandra Jennings...has two brothers and two sisters... majored in general social science.

Troy Hill, NFL Statistics

Regular Season

Year	Team	G/S	Tackles Total	Solo	Asst.	Sacks	Yards	Interceptions Int.	Yards	Long	TD	PD	Fumbles FF	FR	Yards
2015	Cincinnati Bengals	3/0	2	1	1	0.0	0.0	0	0	0	0	0	0	0	0
2016	Los Angeles Rams	12/4	38	35	3	0.0	0.0	0	0	0	0	3	0	0	0
2017	Los Angeles Rams	12/3	18	8	10	0.0	0.0	0	0	0	0	5	0	0	0
2018	Los Angeles Rams	16/7	34	29	5	0.0	0.0	2	7	7	0	5	0	0	0
2019	Los Angeles Rams	14/9	41	32	9	1.0	2.0	2	6	6	0	8	0	0	0
2020	Los Angeles Rams	12/12	67	51	16	0.0	0.0	2	35	35t	1	6	1	2	20
Totals		**69/35**	**201**	**163**	**38**	**1.0**	**2.0**	**6**	**13**	**35t**	**1**	**27**	**1**	**2**	**20**

Postseason

Year	Team	G/S	Tackles Total	Solo	Asst.	Sacks	Yards	Interceptions Int.	Yards	Long	TD	PD	Fumbles FF	FR	Yards
2017	Los Angeles Rams	1/1	5	4	1	0.0	0.0	0	0	0	0	3	0	0	0
2018	Los Angeles Rams	2/0	0	0	0	0.0	0.0	0	0	0	0	0	0	0	0
Totals		**3/1**	**5**	**4**	**1**	**0.0**	**0.0**	**0**	**0**	**0**	**0**	**3**	**0**	**0**	**0**

Additional Career Statistics: Special Teams Tackles: Rams: 2019: (2); 2017 (1), 2016 (2); Postseason: 2018 (1)

Troy Hill, Game-By-Game

2020 Los Angeles Rams

Game	W/L	P/S	T	S	A	Sk	Yds	Int	Yds	Lg	TD	PD	FF	FR	Yds
Dal 9/13	W	1/1	5	5	0	0.0	0.0	0	0	0	0	0	0	0	0
at Phi 9/20	W	1/1	8	7	1	0.0	0.0	1	0	0	0	1	0	0	0
at Buf 9/27	L	1/1	8	4	4	0.0	0.0	0	0	0	0	0	0	0	0
NYG 10/4	W	1/1	6	6	0	0.0	0.0	0	0	0	0	2	0	0	0
at Was 10/11	W	1/1	1	0	1	0.0	0.0	0	0	0	0	0	0	0	0
at SF 10/18	L	1/1	6	4	2	0.0	0.0	0	0	0	0	0	0	0	0
Chi 10/26	W	1/1	7	4	3	0.0	0.0	0	0	0	0	1	0	0	0
at Mia 11/1	L	1/1	5	3	2	0.0	0.0	0	0	0	0	0	0	1	0
Sea 11/15	W	1/1	4	3	1	0.0	0.0	0	0	0	0	0	0	0	0
at TB 11/23	W	1/1	6	5	1	0.0	0.0	0	0	0	0	0	0	0	0
SF 11/29	L	1/1	7	6	1	0.0	0.0	0	0	0	0	0	1	1	20
at Ari 12/6	W	1/1	4	4	0	0.0	0.0	1	35	35	1	2	0	0	0
NE 12/10	-	0/0	0	0	0	0.0	0.0	0	0	0	0	0	0	0	0
NYJ 12/19	-	0/0	0	0	0	0.0	0.0	0	0	0	0	0	0	0	0
at Sea 12/27	-	0/0	0	0	0	0.0	0.0	0	0	0	0	0	0	0	0
Ari 1/3/21	-	0/0	0	0	0	0.0	0.0	0	0	0	0	0	0	0	0
Totals	**8-4**	**12/12**	**67**	**51**	**16**	**0.0**	**0.0**	**2**	**35**	**35**	**1**	**6**	**1**	**2**	**20**

2018 Los Angeles Rams

Game	W/L	P/S	T	S	A	Sk	Yds	Int	Yds	Lg	TD	PD	FF	FR	Yds
at Oak 9/10	W	1/0	0	0	0	0.0	0.0	0	0	0	0	0	0	0	0
Ari 9/16	W	1/0	0	0	0	0.0	0.0	0	0	0	0	0	0	0	0
LAC 9/23	W	1/0	1	0	1	0.0	0.0	0	0	0	0	0	0	0	0
Min 9/27	W	1/0	0	0	0	0.0	0.0	0	0	0	0	0	0	0	0
at Sea 10/7	W	1/1	5	3	2	0.0	0.0	0	0	0	0	1	0	0	0
at Den 10/14	W	1/1	7	7	0	0.0	0.0	0	0	0	0	0	0	0	0
at SF 10/21	W	1/1	4	4	0	0.0	0.0	1	7	7	0	1	0	0	0
GB 10/28	W	1/1	1	1	0	0.0	0.0	0	0	0	0	1	0	0	0
at NO 11/4	L	1/1	4	4	0	0.0	0.0	0	0	0	0	0	0	0	0
Sea 11/11	W	1/1	3	3	0	0.0	0.0	0	0	0	0	0	0	0	0
KC 11/19	W	1/1	4	2	2	0.0	0.0	0	0	0	0	0	0	0	0
at Det 12/2	W	1/0	0	0	0	0.0	0.0	1	0	0	0	2	0	0	0
at Chi12/9	L	1/0	0	0	0	0.0	0.0	0	0	0	0	0	0	0	0
Phi 12/16	L	1/0	0	0	0	0.0	0.0	0	0	0	0	0	0	0	0
at Ari 12/23	W	1/0	3	3	0	0.0	0.0	0	0	0	0	0	0	0	0
SF 12/30	W	1/0	2	2	0	0.0	0.0	0	0	0	0	0	0	0	0
Totals	**13-3**	**16/7**	**34**	**29**	**5**	**0.0**	**0.0**	**2**	**7**	**7**	**0**	**5**	**0**	**0**	**0**

2018 Postseason

Game	W/L	P/S	T	S	A	Sk	Yds	Int	Yds	Lg	TD	PD	FF	FR	Yds
Dal 1/12/19*	W	1/0	0	0	0	0	0	0	0	0	0	0	0	0	0
at NO 1/20/19^	W	1/0	0	0	0	0	0	0	0	0	0	0	0	0	0
Totals	**2-0**	**2/0**	**0**	**0**	**0**	**0**	**0**	**0**	**0**	**0**	**0**	**0**	**0**	**0**	**0**

*Denotes NFC Divisional Playoff Game,
^Denotes NFC Championship Game

2016 Los Angeles Rams

Game	W/L	P/S	T	S	A	Sk	Yds	Int	Yds	Lg	TD	PD	FF	FR	Yds
at SF 9/12	L	1/0	0	0	0	0.0	0.0	0	0	0	0	0	0	0	0
Sea 9/18	W	1/0	3	3	0	0.0	0.0	0	0	0	0	1	0	0	0
at TB 9/25	W	1/1	11	10	1	0.0	0.0	0	0	0	0	1	0	0	0
at Ari 10/2	W	1/1	4	3	1	0.0	0.0	0	0	0	0	0	0	0	0
Buf 10/9	L	1/0	0	0	0	0.0	0.0	0	0	0	0	0	0	0	0
at Det 10/16	L	1/0	7	6	1	0.0	0.0	0	0	0	0	0	0	0	0
NYG 10/23	L	1/1	8	8	0	0.0	0.0	0	0	0	0	0	0	0	0
Car 11/6	L	1/0	0	0	0	0.0	0.0	0	0	0	0	0	0	0	0
at NYJ 11/13	W	1/0	4	4	0	0.0	0.0	0	0	0	0	1	0	0	0
Mia 11/20	L	Declared Inactive													
at NO 11/27	L	Practice Squad													
at NE 12/4	L	Practice Squad													
Atl 12/11	L	Practice Squad													
at Sea 12/15	L	1/0	1	1	0	0.0	0.0	0	0	0	0	0	0	0	0
SF 12/24	L	1/0	0	0	0	0.0	0.0	0	0	0	0	0	0	0	0
Ari 1/1/17	L	0/0	0	0	0	0.0	0.0	0	0	0	0	0	0	0	0
Totals	**4-12**	**12/3**	**38**	**35**	**3**	**0.0**	**0.0**	**0**	**0**	**0**	**0**	**3**	**0**	**0**	**0**

2019 Los Angeles Rams

Game	W/L	P/S	T	S	A	Sk	Yds	Int	Yds	Lg	TD	PD	FF	FR	Yds
at CAR 9/8	W	1/0	0	0	0	0.0	0.0	0	0	0	0	0	0	0	0
NO 9/15	W	1/0	0	0	0	0.0	0.0	0	0	0	0	0	0	0	0
at Cle 9/22	W	1/0	0	0	0	0.0	0.0	0	0	0	0	0	0	0	0
TB 9/29	L	1/0	1	0	1	0.0	0.0	0	0	0	0	0	0	0	0
at Sea 10/3	L	1/0	1	0	1	0.0	0.0	0	0	0	0	0	0	0	0
SF 10/13	L	1/1	5	4	1	0.0	0.0	0	0	0	0	0	1	0	0
at Atl 10/20	W	1/1	4	4	0	0.0	0.0	0	0	0	0	0	0	0	0
Cin 10/27	W	1/1	3	3	0	0.0	0.0	0	0	0	0	0	1	0	0
at Pit 11/10	L	1/1	7	7	0	0.0	0.0	0	0	0	0	0	1	0	0
Chi 11/17	W	1/1	6	6	0	1.0	2.0	1	6	6	0	3	0	0	0
Bal 11/25	L	1/1	7	4	3	0.0	0.0	0	0	0	0	0	0	0	0
at Ari 12/1	W	1/1	3	1	2	0.0	0.0	0	0	0	0	0	0	0	0
Sea 12/8	W	1/1	3	2	1	0.0	0.0	1	0	0	0	2	0	0	0
at Dal 12/15	L	1/1	1	1	0	0.0	0.0	0	0	0	0	0	0	0	0
at SF 12/15	L	Inactive													
Ari 12/29	W	Inactive													
Totals	**9-7**	**14/9**	**41**	**32**	**9**	**1.0**	**2.0**	**2**	**6**	**6**	**0**	**8**	**0**	**0**	**0**

2017 Los Angeles Rams

Game	W/L	P/S	T	S	A	Sk	Yds	Int	Yds	Lg	TD	PD	FF	FR	Yds
Ind 9/10	W	Reserve/Suspended													
Was 9/17	L	Reserve/Suspended													
at SF 9/21	W	1/0	1	1	0	0.0	0.0	0	0	0	0	2	0	0	0
at Dal 10/1	W	1/0	0	0	0	0.0	0.0	0	0	0	0	0	0	1	0
Sea 10/8	L	1/0	0	0	0	0.0	0.0	0	0	0	0	0	0	0	0
at Jax 10/15	W	Inactive													
Ari 10/22	W	1/0	0	0	0	0.0	0.0	0	0	0	0	0	0	0	0
at NYG 11/5	W	1/0	2	2	0	0.0	0.0	0	0	0	0	0	0	0	0
Hou 11/12	W	1/0	0	0	0	0.0	0.0	0	0	0	0	0	0	0	0
at Min 11/19	L	Inactive													
NO 11/26	W	1/0	0	0	0	0.0	0.0	0	0	0	0	0	0	0	0
at Ari 12/3	W	1/0	0	0	0	0.0	0.0	0	0	0	0	0	0	0	0
Phi 12/10	L	1/0	2	2	0	0.0	0.0	0	0	0	0	0	0	0	0
at Sea 12/17	W	1/1	1	1	0	0.0	0.0	0	0	0	0	2	0	0	0
at Ten 12/24	W	1/1	9	0	9	0.0	0.0	0	0	0	0	1	0	0	0
SF 12/31	L	1/1	3	2	1	0.0	0.0	0	0	0	0	0	0	0	0
Totals	**11-5**	**12/3**	**18**	**8**	**10**	**0.0**	**0.0**	**0**	**0**	**0**	**0**	**5**	**0**	**1**	**0**

2017 Postseason

Game	W/L	P/S	T	S	A	Sk	Yds	Int	Yds	Lg	TD	PD	FF	FR	Yds
Atl 1/6/18*	L	1/1	6	5	1	0	0	0	0	0	0	3	0	0	0
Totals	0-1	1/1	6	5	1	0	0	0	0	0	0	3	0	0	0

*Denotes NFC Wild Card Game

58 Justin Hollins

Linebacker • Oregon • Arlington, Texas

Ht./Wt.: 6-5/248
NFL Exp.: 2 (1st Rams)
GP/GS, (Playoffs): 27/0, (0/0)
Birth Date: 1/15/1996
Acquired: W (Den.)-'20

Transactions: Claimed by the Rams via waivers from Denver (9/7/20)...Selected by Denver in the fifth round (156th overall) of the 2019 NFL Draft,

Pro: Second-year pro has appeared in 27 games.

2020 Season: at Arizona (12/6): Logged three solo tackles... levied 1.0 sack for a 24-yard loss...forced his first career fumble... added two hits on the quarterback...**vs San Francisco (11/29):** Appeared on 26 defensive snaps (36 percent)...did not record any stats...**at Tampa Bay (11/23):** Appeared on 32 defensive snaps (46 percent)...did not record any stats...**vs. Seattle (11/15):** Tallied one solo tackle...**at Miami (11/1): vs. Chicago (10/26):** Logged 1.0 sacks for an eight yard loss...posted five tackles (two solo)... **at San Francisco (10/18):** Talled two solo tackles...played on 35 defensive snaps (48 percent)...**at Washington (10/11):** Appeared in his 20th career game played on 11 defensive snaps (20 percent)...did not record any stats...**vs. New York Giants (10/4):** Recorded his first career sack on Giants QB Daniel Jones for a five-yard loss...**at Buffalo (9/27):** Saw action on 15 defensive snaps...posted two total tackles...the first as a Ram...**at Philadelphia (9/20):** Appeared in his second game with the Rams on eight defensive snaps (11 percent) and 11 snaps on special teams...did not record any stats...**vs. Dallas (9/13):** Appeared in the season opener at linebacker...played five defensive snaps... did not record any stats.

2019 Season Posted 21 tackles (12 solo), one sack (7 yds.) and two passes defensed... Made his NFL debut at **Oak**. (9/9)... Totaled six tackles (4 solo) vs. **Jax** (9/29)... Recorded two tackles (1 solo) and one sack (7 yds.) vs. **Cle**. (11/3)... Collected three tackles (1 solo) vs. **LAC** (12/1)... Registered three solo tackles and one pass defensed at **Hou**. (12/8).

College: Started 37 of 52 games played at outside linebacker for the University of Oregon, ending his final collegiate campaign as the nation's leader in forced fumbles (5)... Chosen honorable-mention All PAC-12 Conference after finishing with 64 tackles (38 solo), 6.5 sacks (51 yds.), one interception, eight passes defensed, five forced fumbles and one fumble recovery... Became the first Duck to recorded a sack, forced fumble and interception in the same game since 2005 when he accomplished the feat vs. San Jose State his senior season.

Personal: Hollins finished his prep career at Martin High School in Arlington, Texas, contributing 59 tackles (49 solo), four sacks, two fumble recoveries and one blocked punt as a senior... Played his junior season at Arlington's Grace Preparatory Academy...Born on Jan. 15, 1996, in Arlington, Texas.

Justin Hollins, NFL Statistics

Regular Season

			Tackles					Interceptions					Fumbles		
Year	**Team**	**G/S**	**Total**	**Solo**	**Asst.**	**Sacks**	**Yards**	**Int.**	**Yards**	**Long**	**TD**	**PD**	**FF**	**FR**	**Yards**
2019	Denver Broncos	15/0	21	12	9	1.0	7.0	0	0	0	0	2	0	0	0
2020	Los Angeles Rams	12/0	17	11	6	3.0	29.0	0	0	0	0	0	1	0	0
Totals		**27/0**	**38**	**23**	**15**	**4.0**	**36.0**	**0**	**0**	**0**	**0**	**2**	**1**	**0**	**0**

Justin Hollins, Game-By-Game

2020 Los Angeles Rams

Game	**W/L**	**P/S**	**T**	**S**	**A**	**Sk**	**Yds**	**Int**	**Yds**	**Lg**	**TD**	**PD**	**FF**	**FR**	**Yds**
Dal 9/13	W	1/0	0	0	0	0.0	0.0	0	0	0	0	0	0	0	0
at Phi 9/20	W	1/0	0	0	0	0.0	0.0	0	0	0	0	0	0	0	0
at Buf 9/27	L	1/0	2	1	1	0.0	0.0	0	0	0	0	0	0	0	0
NYG 10/4	W	1/0	1	1	0	1.0	5.0	0	0	0	0	0	0	0	0
at Was 10/11	W	1/0	0	0	0	0.0	0.0	0	0	0	0	0	0	0	0
at SF 10/18	L	1/0	2	2	0	0.0	0.0	0	0	0	0	0	0	0	0
Chi 10/26	W	1/0	5	2	3	1.0	8.0	0	0	0	0	0	0	0	0
at Mia 11/1	L	1/0	3	1	2	0.0	0.0	0	0	0	0	0	0	0	0
Sea 11/15	W	1/0	1	1	0	0.0	0.0	0	0	0	0	0	0	0	0
at TB 11/23	W	1/0	0	0	0	0.0	0.0	0	0	0	0	0	0	0	0
SF 11/29	L	1/0	0	0	0	0.0	0.0	0	0	0	0	0	0	0	0
at Ari 12/6	W	1/0	3	3	0	1.0	24.0	0	0	0	0	0	1	0	0
NE 12/10	-	0/0	0	0	0	0.0	0.0	0	0	0	0	0	0	0	0
NYJ 12/19	-	0/0	0	0	0	0.0	0.0	0	0	0	0	0	0	0	0
at Sea 12/27	-	0/0	0	0	0	0.0	0.0	0	0	0	0	0	0	0	0
Ari 1/3/21	-	0/0	0	0	2	0.0	0.0	0	0	0	0	0	0	0	0
Totals	**8-4**	**12/0**	**17**	**11**	**6**	**3.0**	**29.0**	**0**	**0**	**0**	**0**	**0**	**1**	**0**	**0**

88 Brycen Hopkins

Tight End • Purdue • Nashville, Tenn.

Ht./Wt.: 6-4/245
NFL Exp.: Rookie
GP/GS, (Playoffs): 2/0, (0/0)
Birth Date: 3/27/1997
Acquired: D4-'20 (No. 136 Overall)

Transactions: Selected by the Rams in the fourth round (136th overall) of the 2020 NFL Draft (4/25/20).

Pro: Earned a spot on the team's 53-man roster.

2020 Season: at Arizona (12/6): Declared inactive...**vs San Francisco (11/29):** Appeared on 10 snaps on special teams (29 percent)...did not record any stats...**at Tampa Bay (11/23):** Declared inactive...**vs. Seattle (11/15):** Declared inactive...**at Miami (11/1):** Declared inactive...**vs. Chicago (10/26):** Made his professional debut...saw action on two offensive snaps and 12 snaps on special teams (48 percent)...did not record any stats... **at San Francisco (10/18):** Declared inactive... **at Washington (10/11):** Declared inactive...**vs. New York Giants (10/4):** Declared inactive...**at Buffalo (9/27):** Declared inactive...**at Philadelphia (9/20):** Declared inactive...**vs. Dallas (9/13):** Declared inactive.

College: As a senior in 2019, Hopkins was named team co-captain...named John Mackey Tight End of the Week after catching six passes for 84 yards and a touchdown at Nevada... posted three receptions for 41 yards and two touchdowns against Vanderbilt, marking his second-career two-touchdown game... recorded career highs with 10 receptions for 140 yards against Maryland, the most receptions and receiving yards by a Purdue tight end since 2007...finished with eight receptions for 127 yards and two touchdowns at Wisconsin...became the first Purdue tight end since 1997 to put up eight receptions, 100 yards and two touchdowns in the same game...tallied eight receptions for 142 yards and two touchdowns against Indiana...his 72-yard touchdown catch was a team season-long reception...in 2018 as a junior, Hopkins appeared in all 13 games, making four starts... caught 34 passes for 583 yards and two touchdowns on the season...averaged a team-high 17.1 yards per reception...recorded five receptions for 136 yards, both season-highs, and a touchdown against Missouri...tied a season-high with five receptions for 103 yards and a touchdown at Nebraska....as a sophomore in 2017, appeared in 12 games as a reserve...caught 25 passes for 349 yards and three touchdowns on the year...posted three receptions for 34 yards and a touchdown vs. No. 16 Louisville...recorded a season-high four receptions for 85 yards and a touchdown vs. Ohio...finished with three receptions for 29 yards and a touchdown vs. No. 8 Michigan...as a redshirt freshman in 2016, appeared in 11 games, making one start...caught 10 passes for 183 yards and four touchdowns on the year...produced a 51-yard touchdown reception vs. Nevada...recorded a season-high three catches for 80 yards and a pair of touchdowns vs. Iowa...in 2015 as a freshman he saw no action.

Personal: As a senior, Hopkins was named All-State Division II-AA...also earned letters in basketball (four years) and baseball (two years)...father, Brad, played football at the University of Illinois...majored in selling and sales management.

Brycen Hopkins, NFL Statistics

			Regular Season										
			Receiving					Rushing					
Year	Team	GP/GS	No.	Yards	Avg.	Long	TD	Att.	Yards	Avg.	Long	TD
2020	Los Angeles Rams	2/0	0	0	0.0	0	0	0	0	0.0	0	0
Totals		**2/0**	**0**	**0**	**0.0**	**0**	**0**	**0**	**0**	**0.0**	**0**	**0**

Brycen Hopkins, Game-By-Game

2020 Los Angeles Rams

			Receiving					Rushing				
Game	W/L	P/S	No.	Yards	Avg.	Long	TD	Att.	Yards	Avg.	Long	TD
Dal 9/13	W	0/0				Inactive						
at Phi 9/20	W	0/0				Inactive						
at Buf 9/27	L	0/0				Inactive						
NYG 10/4	W	0/0				Inactive						
at Was 10/11	W	0/0				Inactve						
at SF 10/18	L	0/0				Inactve						
Chi 10/26	W	1/0	0	0	0.0	0	0	0	0	0.0	0	0
at Mia 11/1	L					Inactive						
Sea 11/15	W	0/0				Inactive						
at TB 11/23	W	0/0				Inactive						
SF 11/29	L	1/0				Inactive						
at Ari 12/6	W	0/0	0	0	0.0	0	0	0	0	0.0	0	0
NE 12/10	-	0/0	0	0	0.0	0	0	0	0	0.0	0	0
NYJ 12/19	-	0/0	0	0	0.0	0	0	0	0	0.0	0	0
at Sea 12/27	-	0/0	0	0	0.0	0	0	0	0	0.0	0	0
Ari 1/3/21	-	0/0	0	0	0.0	0	0	0	0	0.0	0	0
Totals	**8-4**	**2/0**	**0**	**0**	**0.0**	**0**	**0**	**0**	**0**	**0.0**	**0**	**0**

46 JuJu Hughes

Safety • Fresno State • Hanford, Calif.

Ht./Wt.: 5-11/188
NFL Exp.: Rookie
GP/GS, (Playoffs): 8/0, (0/0)
Birth Date: 7/19/1998
Acquired: UDFA-'20

Transactions: Signed by the Rams as an undrafted rookie free agent (5/4/20).

Pro: Earned a spot on the team's 53-man roster.

2020 Season: at Arizona (12/6): Appeared in his eighth career game...did not record any stats...**vs San Francisco (11/29):** Appeared on 24 snaps on special teams (69 percent)...did not record any stats...**at Tampa Bay (11/23):** Appeared on 19 snaps on special teams (63 percent)...did not record any stats...**vs. Seattle (11/15):** Assisted on one tackle on special teams...saw action on 15 special teams snaps (62 percent)... **at Miami (11/1):** Played on 19 snaps on special teams...did not record any stats... **vs. Chicago (10/26):** Saw action on special teams (13 snaps)...did not record any stats...**at San Francisco (10/18):** Appeared in his first NFL career game...saw action on 14 snaps on special teams (52 percent).

College: Hughes racked up 247 total tackles and 28 pass deflections in his 52 game career at Fresno State...in 2019 he started all 12 games and was a senior team captain…third on the team with 80 tackles (47 solo)...tied atop the team standings with two interceptions...in 2018 as a junior was named an All-Mountain West Second-Team selection…started all 14 games at SS...finished the regular season with four interceptions for a total of 65 return yards...made 78 tackles (40 solo) leading the team in tackles twice...in 2017 as a sophomore started all 14 games...tied for fourth on the team with 71 total tackles (54 solo)...broke up seven passes and made one interception, and one forced fumble, one fumble recovered one quarterback hurry and 7 tackles for loss...earned MW Defensive Player of the Week after recording his first-career interception and a win...played in all 12 games as a true freshman in 2016, seeing primary action on special teams before earning playing time in the secondary during the latter half of the season...finished with 18 tackles (eight solo) and 1.5 tackles for a loss.

Personal: Helped lead Hanford High School to back-to-back Central Section titles, compiling a 26-2 record over his junior and senior season...won the CIF's Division-IV-AA state title by defeating Bonita Vista-Chula Vista 33-21 in the title game...played defensive back, receiver and returner in high school...caught eight passes for 175 yards, including a 77-yard touchdown, in a state title game victory...legal name is Juwuane…son of Cedric and Minnie Hughes…has four siblings – Kevin, Kelvin, Javontai and Jupri…majored in communications.

JuJu Hughes, NFL Statistics

Regular Season

			Tackles					Interceptions					Fumbles		
Year	**Team**	**G/S**	**Total**	**Solo**	**Asst.**	**Sacks**	**Yards**	**Int.**	**Yards**	**Long**	**TD**	**PD**	**FF**	**FR**	**Yards**
2020	Los Angeles Rams	8/0	0	0	0	0.0	0.0	0	0	0	0	0	0	0	0
Totals		**8/0**	**0**	**0**	**0**	**0.0**	**0.0**	**0**	**0**	**0**	**0**	**0**	**0**	**0**	**0**

Special Teams Tackles: 2020 (2)

JuJu Hughes, Game-By-Game

2020 Los Angeles Rams

Game	**W/L**	**P/S**	**T**	**S**	**A**	**Sk**	**Yds**	**Int**	**Yds**	**Lg**	**TD**	**PD**	**FF**	**FR**	**Yds**
Dal 9/13	W				***Practice Squad***										
at Phi 9/20	W				***Practice Squad***										
at Buf 9/27	L				***Practice Squad***										
NYG 10/4	W	1/0	0	0	0	0.0	0.0	0	0	0	0	0	0	0	0
at Was 10/11	W				***Practice Squad***										
at SF 10/18	L	1/0	0	0	0	0.0	0.0	0	0	0	0	0	0	0	0
Chi 10/26	W	1/0	0	0	0	0.0	0.0	0	0	0	0	0	0	0	0
at Mia 11/1	L	1/0	0	0	0	0.0	0.0	0	0	0	0	0	0	0	0
Sea 11/15	W	1/0	0	0	0	0.0	0.0	0	0	0	0	0	0	0	0
at TB 11/23	W	1/0	0	0	0	0.0	0.0	0	0	0	0	0	0	0	0
SF 11/29	L	1/0	0	0	0	0.0	0.0	0	0	0	0	0	0	0	0
at Ari 12/6	W	1/0	0	0	0	0.0	0.0	0	0	0	0	0	0	0	0
NE 12/10	-	0/0	0	0	0	0.0	0.0	0	0	0	0	0	0	0	0
NYJ 12/19	-	0/0	0	0	0	0.0	0.0	0	0	0	0	0	0	0	0
at Sea 12/27	-	0/0	0	0	0	0.0	0.0	0	0	0	0	0	0	0	0
Ari 1/3/21	-	0/0	0	0	0	0.0	0.0	0	0	0	0	0	0	0	0
Totals	**8-4**	**8/0**	**0**	**0**	**0**	**0.0**	**0.0**	**0**	**0**	**0**	**0**	**0**	**0**	**0**	**0**

83 Trishton Jackson

Wide Reciever • Syracuse • West Bloomfield, Mich.

Ht./Wt.: 6-1/191
NFL Exp.: Rookie
GP/GS, (Playoffs): 0/0, (0/0)
Birth Date: 3/9/1998
Acquired: UDFA-'20

Transactions: Signed by the Rams as an undrafted rookie free agent (5/4/20).

Pro: Earned a spot on the team's 53-man roster.

2020 Season: at Arizona (12/6): Declared inactive...**vs San Francisco (11/29):** Declared inactive... **at Tampa Bay (11/23):** Declared inactive...**vs. Seattle (11/15):** Declared inactive...**at Miami (11/1):** Declared inactive...**vs. Chicago (10/26):** Declared inactive...**at San Francisco (10/18):** Declared inactive...**at Washington (10/11):** Declared inactive...**vs. New York Giants (10/4):** Declared inactive...**at Buffalo (9/27):** Declared inactive... **at Philadelphia (9/20):** Declared inactive...**vs. Dallas (9/13):** Declared inactive.

College: Enrolled at Syracuse in January 2018 after playing his freshman and sophomore seasons at Michigan State...sat out the 2018 regular season due to NCAA transfer rules...made his Syracuse debut in the Camping World Bowl versus West Virginia and caught a touchdown...in 2019 as a senior he appeared in all 12 games, starting 11...he led the Orange with 66 catches... All-ACC Second Team...ranked No. 6 in the ACC with 1,023 receiving yards...tied for fourth in the ACC and 19th nationally with 11 TD catches...five catches of 50+ yards and eight 40+ yard receptions...second on the team with 1,026 all-purpose yards... in 2017 as a sophomore at Mich. State played in 12 games, starting four...had 12 receptions for 143 yards (11.9 avg.)...in his first career start, caught three balls for 41 yards versus Bowling Green...as a freshman in 2016 played in nine games…had five catches for 89 yards (17.8 avg.) and a TD...earned one of MSU's three "Unsung Hero" awards after catching two passes for 67 yards, including a 50-yard TD late in the season against Rutgers.

Personal: At West Bloomfield High School saw action at quarterback, wide receiver, cornerback and kick returner...number 49 athlete in the class of 2016, according to ESPN...four-year starter in both football and basketball...full name Trishton Othello Jackson...son of Carol and Obbie Jackson...cousin, Braylon Edwards, was an All-America receiver at Michigan and played nine seasons in the NFL from (2005-12)...Human development and family science major.

Trishton Jackson, NFL Statistics

			Regular Season										
			Receiving					Rushing					
Year	Team	Games	No.	Yards	Avg.	Long	TD	Att.	Yards	Avg.	Long	TD
2020	Los Angeles Rams	0	-	-	-	-	-	-	-	-	-	-
Totals		**0**	**0**	**0**	**0.0**	**0**	**0**	**0**	**0**	**0.0**	**0**	**0**

Trishton Jackson, Game-By-Game

2020 Los Angeles Rams

			Receiving					Rushing				
Game	W/L	P/S	No.	Yards	Avg.	Long	TD	Att.	Yards	Avg.	Long	TD
Dal 9/13	W	0/0				Inactive						
at Phi 9/20	W	0/0				Inactive						
at Buf 9/27	L	0/0				Inactive						
NYG 10/4	W	0/0				Inactive						
at Was 10/11	W	0/0				Inactive						
at SF 10/18	L	0/0				Inactive						
Chi 10/26	W	0/0				Inactive						
at Mia 11/1	L	0/0				Inactive						
Sea 11/15	W	0/0				Inactive						
at TB 11/23	W	0/0				Inactive						
SF 11/29	L	0/0				Inactive						
at Ari 12/6	W	0/0	0	0	0.0	0	0	0	0	0.0	0	0
NE 12/10	-	0/0	0	0	0.0	0	0	0	0	0.0	0	0
NYJ 12/19	-	0/0	0	0	0.0	0	0	0	0	0.0	0	0
at Sea 12/27	-	0/0	0	0	0.0	0	0	0	0	0.0	0	0
Ari 1/3/21	-	0/0	0	0	0.0	0	0	0	0	0.0	0	0
Totals	**8-4**	**0/0**	**0**	**0**	**0.0**	**0**	**0**	**0**	**0**	**0.0**	**0**	**0**

12 Van Jefferson

Wide Reciever • Florida • Brentwood, Tenn.

Ht./Wt.: 6-1/200
NFL Exp.: Rookie
GP/GS, (Playoffs): 12/0, (0/0)
Birth Date: 7/26/1996
Acquired: D2B-'20 (No. 57 Overall)

Transactions: Selected by the Rams in the second round (57th overall) of the 2020 NFL Draft (4/24/20).

Pro: Hauled in his first career catch on a 31-yard strike down the sideline. The catch ranks as the longest first-career reception made by a Ram since 2008 (D.Stanley, 80).

2020 Season: at Arizona (12/6): Hauled in four receptions for 27 yards (6.8 yards per reception)...**vs San Francisco (11/29):** Appeared on 12 snaps on special teams (34 percent)...did not record any stats...**at Tampa Bay (11/23):** Hauled in his first career touchdown reception (seven yards) on his only target of the day... **vs. Seattle (11/15):** Hauled in one reception for 15 yards...saw action on 13 offensive snaps (19 percent) and 10 snaps on special teams...**at Miami (11/1):** Saw action on 14 offensive snaps (15 percent)...hauled in two receptions for 23 yards...averaged 11.5 yards per reception with a long 15-yard reception...**vs. Chicago (10/26):** Hauled in one reception for 14 yards...**at San Francisco (10/18):** Hauled in one reception for eight yards... **at Washington (10/11):** Appeared in his fifth career game...played 18 offensive snaps (26 percent)...did not record any stats...**vs. New York Giants (10/4):** Appeared on three offensive snaps...targeted once but did not record any stats...**at Buffalo (9/27):** Made his third appearance as a pro...saw action on eight offensive snaps... did not record any stats...**at Philadelphia (9/20):** Appeared in his second professional game...hauled in four catches for 45 yards...marked his second consectuive game with a 20-plus yard reception...posted his first-career rushing attempt, resulting in a one-yard loss...**vs. Dallas (9/13):** Appeared in 33 offensive snaps (45 percent) in his NFL debut...hauled in a 31-yarder for his first professional reception.

College: Appeared in 45 games in his collegiate career at Florida (23 games in 2018-19) and Ole Miss (22 games 2015-17)…finished his career with 2,159 yards on 175 receptions (12.3 avg.) and 16 touchdowns. In 2019 as a senior, Jefferson started all 13 games and led the Gators with 657 yards on 49 receptions (13.4 yards/reception.) and six touchdowns…set new career highs in three different categories; eight receptions at LSU, 129 yards against Virginia and a 69-yard catch vs. UT-Martin…in 2018, the Tenn., native started all 13 games at the University of Florida in his first season on campus…led the Gators in receptions (35), receiving yards (503), receiving touchdowns (six) and average yards per game (38.7)…returned three punts for 17 yards with a long of nine yards…ranked fourth on the team in points scored (36) and all-purpose yards (520)…scored a pair of touchdowns against Charleston Southern in the season opener with four catches for 34 yards…only Gator receiver to grab multiple touchdowns in a single game and tally three games with at least 50 receiving yards…totaled four grabs for 92 yards and a touchdown at Florida State…in 2017 during his final season at Ole Miss, Jefferson played 10 games, starting at slot receiver in the first three games of the season...finished second on the team with 42 receptions... recorded 456 receiving yards and one touchdown...had his best game of the season at Cal when he hauled in a career-high 10 catches for 94 yards...was Ole Miss' second-leading receiver at No. 12 Auburn with 89 yards off eight catches...recorded his first and only touchdown of the season at Kentucky...in 2016 after his 2015 red shirt freshman season, he earned First Team Freshman All-SEC accolades from the league's coaches and Gridiron Now…finished second on team with 49 catches, third with 543 receiving yards and caught three touchdown passes...ranked second among SEC freshmen with 4.1 catches/game and third with 45.2 receiving ypg…in his collegiate debut against Florida State, he recorded two catches for 23 yards and a 20-yard touchdown.

Personal: As a prep standout, Jefferson was selected to play in the U.S. Army All-American Bowl and Nike's The Opening camp... garnered Tennessee Sports Writers Association All-State and The Tennessean All-Midstate honors, hauling in 67 catches for 1,223 yards and 13 touchdowns, helping lead Ravenwood to a 14-1 record and a Class 6A runner-up finish...son of Shawn and Maria Jefferson...full name is Vanchii Lashawn Jefferson Jr…his father played 13 years in the NFL as a wide receiver and has coached in the NFL as a wide receivers coach for the Detroit Lions, Tennessee Titans, the Miami Dolphins and currently the New York Jets.

Van Jefferson, NFL Statistics

			Regular Season										
			Receiving					Rushing					
Year	Team	GP/GS	No.	Yards	Avg.	Long	TD	Att.	Yards	Avg.	Long	TD
2020	Los Angeles Rams	12/0	15	170	11.3	31	1	1	-1	-1.0	-1	0
Totals		**12/0**	**15**	**170**	**11.3**	**31**	**1**	**1**	**-1**	**-1.0**	**-1**	**0**

Van Jefferson, Game-By-Game

2020 Los Angeles Rams

			Receiving					Rushing				
Game	W/L	P/S	No.	Yards	Avg.	Long	TD	Att.	Yards	Avg.	Long	TD
Dal 9/13	W	1/0	1	31	31.0	31	0	0	0	0.0	0	0
at Phi 9/20	W	1/0	4	45	11.3	21	0	1	-1	-1.0	-1	0
at Buf 9/27	L	1/0	0	0	0.0	0	0	0	0	0.0	0	0
NYG 10/4	W	1/0	0	0	0.0	0	0	0	0	0.0	0	0
at Was 10/11	W	1/0	0	0	0.0	0	0	0	0	0.0	0	0
at SF 10/18	L	1/0	1	8	8.0	0	0	0	0	0.0	0	0
Chi 10/26	W	1/0	1	14	14.0	0	0	0	0	0.0	0	0
at Mia 11/1	L	1/0	2	23	11.5	15	0	0	0	0.0	0	0
Sea 11/15	W	1/0	1	15	15.0	0	0	0	0	0.0	0	0
at TB 11/23	W	1/0	1	7	7.0	7	1	0	0	0.0	0	0
SF 11/29	L	1/0	0	0	0.0	0	0	0	0	0.0	0	0
at Ari 12/6	W	1/0	4	27	6.8	9	0	0	0	0.0	0	0
NE 12/10	-	0/0	0	0	0.0	0	0	0	0	0.0	0	0
NYJ 12/19	-	0/0	0	0	0.0	0	0	0	0	0.0	0	0
at Sea 12/27	-	0/0	0	0	0.0	0	0	0	0	0.0	0	0
Ari 1/3/21	-	0/0	0	0	0.0	0	0	0	0	0.0	0	0
Totals	**8-4**	**12/0**	**15**	**170**	**11.3**	**31**	**1**	**1**	**-1**	**-1.0**	**-1**	**0**

43 John Johnson III

Safety • Boston College • West Hyattsville, Md.

Ht./Wt.: 6-0/209
NFL Exp.: 4 (4th Rams)
GP/GS, (Playoffs): 50/44, (4/4)
Birth Date: 12/19/1995
Acquired: D3B-17 (No. 91 Overall)

Transactions: Selected by the Rams in the third round (91st overall) of the 2017 NFL Draft (4/29/17).

Pro: Fourth-year pro, has played in 50 regular season games (44 starts) and four postseason contests (four starts) for the Rams since being drafted in 2017...started 11 contests as a rookie... snared first-career interception in first-career start against Seattle (10/8/17) and returned it 69 yards.

2020 Season: at Arizona (12/6): Logged nine tackles (eight solo)...**vs San Francisco (11/29):** Posted seven total tackles (six solo)...recorded two passes defensed...**at Tampa Bay (11/23):** Posted six total tackles (three solo)...logged one pass defensed... **vs. Seattle (11/15):** Started at safetey...posted eight solo tackles... **at Miami (11/1):** Tallied two tackles...**vs. Chicago (10/26):** Recorded five tackles (three solo) and one pass defensed... **at San Francisco (10/18):** Tallied 13 total tackles (five solo) accounting for his second-highest defensive tackling output of his career...**at Washington (10/11):** Posted five tackles (four solo)... recorded one pass defensed...**vs New York Giants (10/4):** Tallied six tackles (five solo) and two TFL...**at Buffalo (9/27):** Started his 35th game in the Rams secondary...picked off Bills QB Josh Allen to mark his first takeway of the season...posted seven total tackles (five solo) with one pass defensed...**at Philadelphia (9/20):** Appeared in his 40th regular game...posted eight tackles (five solo) on the day with two passes defensed...**vs. Dallas (9/13:** Started at safety...saw action all defensive snaps (72)...posted four total tackles (three solo).

2019 Season: Appeared in six games before being placed on injured reserve with a shoulder injury...snared two interceptions, defensed two passes and tallied 51 tackles (24 solo) in his six games...**at Carolina (9/8):** Recorded 11 tackles in start at safety (six solo)...added one tackle for loss...one of two players to play all 67 defensive snaps for L.A...**vs. New Orleans (9/15):** Intercepted Saints QB Drew Brees on opening drive of the game...tallied six tackles (four solo)...one tackle for loss and one pass defended... played 63 snaps defensively (97 percent)...**at Cleveland (9/22):** Started at safety and played all 72 snaps defensively...recorded a team-high nine tackles...intercepted Browns QB Baker Mayfield in the final minute of the game to seal the win...second time in his career he tallied an interception in consecutive games...added one pass defensed...**vs. Tampa Bay (9/29):** Started at safety and recorded 11 tackles (six solo)...played 73 defensive snaps (99 percent)...**at Seattle (10/3):** Recorded five tackles (two solo)... played 66 defensive snaps (89 percent)...also played seven special teams snaps...**vs. San Francisco (10/13):** Recorded nine tackles (four solo) while playing 62 defensive snaps (79 percent)... **at Atlanta (10/20):** Placed on injured reserve.

2018 Season: Started all 16 regular season games and three postseason contests, including Super Bowl LIII...posted a career-high 119 tackles (82 solo), 11 passes defensed, four interceptions and one forced fumble...his 119 tackles were the second-most by a non-linebacker in the NFL this season...**at Oakland (9/10):** Started at safety...recorded nine tackles (six solo)...notched two passes defensed and one interception in the endzone to halt a scoring drive...**vs. Chargers (9/23):** Recorded four tackles (two solo) and forced his first career fumble...played all 52 defensive snaps...**vs. Minnesota (9/27):** Notched a team-high 11 tackles (six solo) and two pass deflections...played all 74 defensive snaps...**at Seattle (10/7):** Started at strong safety...tallied six tackles (three solo) and one quarterback hit...played all 60 defensive snaps... **at Denver (10/14):** Started at safety and saw action on special teams...recorded four tackles (two solo), one pass defensed, one quarterback hit and one interception...marked his second interception of 2018 and set a new season high...played all 66 defensive snaps...**at San Francisco (10/21):** Started at safety and saw action on special teams...notched two tackles (two solo) on defense, one pass defensed and one interception...**vs. Seattle (11/11):** Started at strong safety... compiled six tackles (four solo) on defense and one special teams tackle...**vs. Kansas City (11/19):** Started at strong safety and saw action on special teams...paced the team with 11 total tackles on defense (nine solo), including one for loss...played all 72 defensive snaps...**at Detroit (12/2):** Started at strong safety and saw action on special teams...posted a team-best 12 tackles (10 solo)...played all 72 defensive snaps...**at Chicago (12/9):** Started at strong safety... totaled six tackles (five solo) including one for loss, one pass defensed and one interception (fourth of season, fifth of career)... played 70-of-71 defensive snaps...**vs. Philadelphia (12/16):** Started at strong safety...played all 64 defensive snaps...led the team in total tackles (14) and solo tackles (11), both new single-game career-highs...added one pass defensed...eclipsed the 100-tackle mark for the first time in his career...**vs. San Francisco (12/30):** Started at strong safety...led the team with eight tackles (five solo)...added one pass defensed...**Divisional Round vs. Dallas (1/12/19):** Started at safety...shared the team lead with seven tackles (four solo)...played all 58 defensive snaps... **Championship Round at New Orleans (1/20/19):** Started at safety...notched four tackles (three solo), one pass defensed and first-career postseason interception...played all 67 defensive snaps...**Super Bowl LIII (2/3/19):** Started at safety...compiled seven tackles (five solo).

2017 Season: Played in all 16 games of the regular season with 11 starts and one postseason start...finished the regular season with 91 tackles, 11 passes defensed, one interception and one tackle for loss...**at San Francisco (9/21):** Saw action at defensive back and on special teams...recorded two special teams tackles... **vs. Seattle (10/8):** Started at safety first-career start and saw action on special teams...notched his first career interception and returned it 69 yards for the 10th longest interception return in Rams history...added six tackles on defense including two solo stops and 2 pass breakups...**at Jacksonville (10/15):** Started at safety and saw action on special teams...notched five tackles (three solo) and two passes defensed...**at Minnesota (11/19):** Started at safety and saw action on special teams...recorded 12 tackles (seven solo)...**vs. New Orleans (11/26):** Started at safety and saw action on special teams...recorded six solo tackles and two passes defensed...**at Arizona (12/3):** Started at safety and saw action on special teams...tallied eight tackles (six solo) and two passes defensed...**vs. Philadelphia (12/10):** Started at safety and saw action on special teams...recorded a team-leading 13 tackles (six solo) and two passes defensed...**at Seattle (12/17):** Started at safety and saw action on special teams...totaled a team-leading six tackles (two solo) and one pass defensed...**Wild Card vs. Atlanta (1/6/18):** Started at safety...totaled six tackles

(four solo).

College: Started all 13 games at free safety as a senior in 2016…served as a team captain...finished the season second on the Eagles with 77 tackles…led the team with three interceptions, racking up 47 return yards…notched 2.5 tackles for a loss, 1.0 sack, nine pass breakups, two fumbles recovered and one forced…tied for third in the ACC with three interception returns … part of a defense that ranked on eight top 10 lists, including ninth in total defense (314.2 yards/game), second in sacks (3.62 sacks/game) and 10th in turnovers gained (27)...notched a single-game high 12 tackles (12/26/16)...started all 12 games in 2015...played the first nine games at strong safety before starting the last three games at left corner back …totaled 63 tackles, three interceptions, two forced fumbles, three pass breakups and one blocked kick… member of the BC defense that ranked No. 1 nationally in total yards (254.3), and part of the Eagles' defensive backfield that was ranked fifth nationally in passing efficiency allowed (104.66)… played in eight games as a sophomore with two starts…recorded 25 tackles on the season, including 28 solo stops...saw action in 12 games at cornerback and on special teams as a freshman.

Personal: Earned First Team all-County and Second Team All-State accolades…All-Gazette First-Team honoree…recorded 50 tackles, six tackles for loss, five interceptions and 13 pass break ups as a senior…named team captain as a senior…played for head coach Bryan Pierre…also played basketball and served as captain as a sophomore...enrolled as a communication major in the Morrissey College of Arts and Sciences…recipient of the Jay McGillis '93 Memorial Scholarship Fund in 2016…John and his older brother Travis are the children of Tanya and John Johnson.

John Johnson III, NFL Statistics

Regular Season

Year	Team	G/S	Tackles Total	Solo	Asst.	Sacks	Yards	Interceptions Int.	Yards	Long	TD	PD	Fumbles FF	FR	Yards
2017	Los Angeles Rams	16/11	71	53	18	0.0	0.0	1	69	69	0	11	0	0	0
2018	Los Angeles Rams	16/16	118	81	37	0.0	0.0	4	46	35	0	11	1	0	0
2019	Los Angeles Rams	6/5	51	24	27	0.0	0.0	2	0	0	0	2	0	0	0
2020	Los Angeles Rams	12/12	83	56	26	0.0	0.0	1	0	0	0	8	0	0	0
Totals		**50/44**	**323**	**212**	**108**	**0.0**	**0.0**	**8**	**115**	**69**	**0**	**32**	**1**	**0**	**0**

Postseason

Year	Team	G/S	Tackles Total	Solo	Asst.	Sacks	Yards	Interceptions Int.	Yards	Long	TD	PD	Fumbles FF	FR	Yards
2017	Los Angeles Rams	1/1	6	4	2	0.0	0.0	0	0	0	0	0	0	0	0
2018	Los Angeles Rams	3/3	18	12	6	0.0	0.0	1	0	0	0	1	0	0	0
Totals		**4/4**	**24**	**16**	**8**	**0.0**	**0.0**	**1**	**0**	**0**	**0**	**1**	**0**	**0**	**0**

Additional Career Statistics: Special Teams Tackles: 2018 (1); 2017 (5).

Regular Season Single Game Highs:
Total Tackles – 14, vs. Philadelphia (12/16/18)
Solo Tackles – 11, vs. Philadelphia (12/16/18)

Postseason Single Game Highs:
Total Tackles – 7, twice, last vs. New England (2/3/19, Super Bowl LIII)
Solo Tackles – 5, vs. New England (2/3/19, Super Bowl LIII)

John Johnson III, Game-By-Game

2020 Los Angeles Rams

Game	W/L	P/S	T	S	A	Sk	Yds	Int	Yds	Lg	TD	PD	FF	FR	Yds
Dal 9/13	W	1/1	4	3	1	0.0	0.0	0	0	0	0	0	0	0	0
at Phi 9/20	W	1/1	10	6	4	0.0	0.0	0	0	0	0	2	0	0	0
at Buf 9/27	L	1/1	7	6	2	0.0	0.0	1	0	0	0	1	0	0	0
NYG 10/4	W	1/1	6	4	1	0.0	0.0	0	0	0	0	0	0	0	0
at Was 10/11	W	1/1	5	4	1	0.0	0.0	0	0	0	0	1	0	0	0
at SF 10/18	L	1/1	13	5	8	0.0	0.0	0	0	0	0	0	0	0	0
Chi 10/26	W	1/1	5	3	2	0.0	0.0	0	0	0	0	1	0	0	0
at Mia 11/1	L	1/1	2	0	2	0.0	0.0	0	0	0	0	0	0	0	0
Sea 11/15	W	1/1	8	8	0	0.0	0.0	0	0	0	0	0	0	0	0
at TB 11/23	W	1/1	6	3	3	0.0	0.0	0	0	0	0	1	0	0	0
SF 11/29	L	1/1	7	6	1	0.0	0.0	0	0	0	0	2	0	0	0
at Ari 12/6	W	1/1	9	8	1	0.0	0.0	0	0	0	0	0	0	0	0
NE 12/10	-	0/0	0	0	0	0.0	0.0	0	0	0	0	0	0	0	0
NYJ 12/19	-	0/0	0	0	0	0.0	0.0	0	0	0	0	0	0	0	0
at Sea 12/27	-	0/0	0	0	0	0.0	0.0	0	0	0	0	0	0	0	0
Ari 1/3/21	-	0/0	0	0	0	0.0	0.0	0	0	0	0	0	0	0	0
Totals	**8-4**	**12/12**	**83**	**56**	**27**	**0.0**	**0.0**	**1**	**0**	**0**	**0**	**8**	**0**	**0**	**0**

2019 Los Angeles Rams

Game	W/L	P/S	T	S	A	Sk	Yds	Int	Yds	Lg	TD	PD	FF	FR	Yds
at CAR 9/8	W	1/1	11	6	5	0.0	0.0	0	0	0	0	0	0	0	0
NO 9/15	W	1/1	6	4	2	0.0	0.0	1	0	0	0	1	0	0	0
at Cle 9/22	W	1/1	9	2	7	0.0	0.0	1	0	0	0	1	0	0	0
TB 9/29	L	1/1	11	6	5	0.0	0.0	0	0	0	0	0	0	0	0
at Sea 10/3	L	1/0	5	2	3	0.0	0.0	0	0	0	0	0	0	0	0
SF 10/13	L	1/1	9	4	5	0.0	0.0	0	0	0	0	0	0	0	0
at Atl 10/20	W	Injured Reserve													
Cin 10/27	W	Injured Reserve													
at Pit 11/10	L	Injured Reserve													
Chi 11/17	W	Injured Reserve													
Bal 11/25	L	Injured Reserve													
at Ari 12/1	W	Injured Reserve													
Sea 12/8	W	Injured Reserve													
at Dal 12/15	L	Injured Reserve													
at SF 12/21	L	Injured Reserve													
Ari 12/29	W	Injured Reserve													
Totals	**9-7**	**6/5**	**51**	**24**	**27**	**0.0**	**0.0**	**2**	**0**	**0**	**0**	**2**	**0**	**0**	**0**

2018 Los Angeles Rams

Game	W/L	P/S	T	S	A	Sk	Yds	Int	Yds	Lg	TD	PD	FF	FR	Yds
at Oak 9/10	W	1/1	9	6	3	0.0	0.0	1	0	0	0	2	0	0	0
Ari 9/16	W	1/1	7	6	1	0.0	0.0	0	0	0	0	1	0	0	0
LAC 9/23	W	1/1	4	2	2	0.0	0.0	0	0	0	0	0	1	0	0
Min 9/27	W	1/1	11	6	5	0.0	0.0	0	0	0	0	2	0	0	0
at Sea 10/7	W	1/1	6	3	3	0.0	0.0	0	0	0	0	0	0	0	0
at Den 10/14	W	1/1	4	2	2	0.0	0.0	1	0	0	0	1	0	0	0
at SF 10/21	W	1/1	2	2	0	0.0	0.0	1	11	11	0	1	0	0	0
GB 10/28	W	1/1	5	3	2	0.0	0.0	0	0	0	0	1	0	0	0
at NO 11/4	L	1/1	9	5	4	0.0	0.0	0	0	0	0	0	0	0	0
Sea 11/11	W	1/1	6	4	2	0.0	0.0	0	0	0	0	0	0	0	0
KC 11/19	W	1/1	11	9	2	0.0	0.0	0	0	0	0	0	0	0	0
at Det 12/2	W	1/1	12	10	2	0.0	0.0	0	0	0	0	0	0	0	0
at Chi 12/9	L	1/1	6	5	1	0.0	0.0	1	35	35	0	1	0	0	0
Phi 12/16	L	1/1	14	11	3	0.0	0.0	0	0	0	0	1	0	0	0
at Ari 12/23	W	1/1	5	3	2	0.0	0.0	0	0	0	0	0	0	0	0
SF 12/30	W	1/1	8	5	3	0.0	0.0	0	0	0	0	1	0	0	0
Totals	**13-3**	**16/16**	**119**	**82**	**37**	**0.0**	**0.0**	**4**	**46**	**35**	**0**	**11**	**1**	**0**	**0**

2018 Postseason

Game	W/L	P/S	T	S	A	Sk	Yds	Int	Yds	Lg	TD	PD	FF	FR	Yds
Dal 1/12/19 *	W	1/1	7	4	3	0.0	0.0	0	0	0	0	0	0	0	0
at NO 1/20/19 ^	W	1/1	4	3	1	0.0	0.0	1	0	0	0	1	0	0	0
NE 2/3/19 !	L	1/1	7	5	2	0.0	0.0	0	0	0	0	0	0	0	0
Totals	**2-1**	**3/3**	**18**	**12**	**6**	**0.0**	**0.0**	**1**	**0**	**0**	**0**	**1**	**0**	**0**	**0**

* Denotes NFC Divisional Playoff Game, ^ Denotes NFC Championship Game, ! Denotes Super Bowl LIII

2017 Los Angeles Rams

Game	W/L	P/S	T	S	A	Sk	Yds	Int	Yds	Lg	TD	PD	FF	FR	Yds
Ind 9/10	W	1/0	2	1	1	0.0	0.0	0	0	0	0	0	0	0	0
Was 9/17	L	1/0	0	0	0	0.0	0.0	0	0	0	0	0	0	0	0
at SF 9/21	W	1/0	0	0	0	0.0	0.0	0	0	0	0	0	0	0	0
at Dal 10/1	W	1/0	3	3	0	0.0	0.0	0	0	0	0	0	0	0	0
Sea 10/8	L	1/1	6	2	4	0.0	0.0	1	69	69	0	2	0	0	0
at Jax 10/15	W	1/1	5	3	2	0.0	0.0	0	0	0	0	2	0	0	0
Ari 10/22	W	1/1	6	4	2	0.0	0.0	0	0	0	0	0	0	0	0
at NYG 11/5	W	1/1	8	3	5	0.0	0.0	0	0	0	0	0	0	0	0
Hou 11/12	W	1/1	5	3	2	0.0	0.0	0	0	0	0	1	0	0	0
at Min 11/19	L	1/1	12	7	5	0.0	0.0	0	0	0	0	0	0	0	0
NO 11/26	W	1/1	6	6	0	0.0	0.0	0	0	0	0	0	0	0	0
at Ari 12/3	W	1/1	8	6	2	0.0	0.0	0	0	0	0	2	0	0	0
Phi 12/10	L	1/0	13	6	7	0.0	0.0	0	0	0	0	2	0	0	0
at Sea 12/17	W	1/1	6	2	4	0.0	0.0	0	0	0	0	1	0	0	0
at Ten 12/24	W	1/1	7	5	2	0.0	0.0	0	0	0	0	1	0	0	0
SF 12/31	L	1/1	4	4	0	0.0	0.0	0	0	0	0	0	0	0	0
Totals	**11-5**	**16/11**	**91**	**55**	**36**	**0.0**	**0.0**	**1**	**69**	**69**	**0**	**11**	**0**	**0**	**0**

2017 Postseason

Game	W/L	P/S	T	S	A	Sk	Yds	Int	Yds	Lg	TD	PD	FF	FR	Yds
Atl 1/6/18 *	L	1/1	6	4	2	0.0	0.0	0	0	0	0	0	0	0	0
Totals	**0-1**	**1/1**	**6**	**4**	**2**	**0.0**	**0.0**	**0**	**0**	**0**	**0**	**0**	**0**	**0**	**0**

* Denotes NFC Wild Card Game

35 Xavier Jones

Running Back • SMU • Spring, Texas

Ht./Wt.: 5-11/208
NFL Exp.: Rookie
GP/GS, (Playoffs): 11/0, (0/0)
Birth Date: 8/24/1997
Acquired: UDFA-'20

Transactions: Signed by the Rams as an undrafted rookie free agent (5/4/20).

Pro: Made his NFL debut appearing on special teams in the season opener against Dallas.

2020 Season: at Arizona (12/6): Appeared in his 11th game... did not record any stats...**vs San Francisco (11/29):** Appeared on 22 snaps on special teams (63 percent)...did not record any stats...**at Tampa Bay (11/23):** Appeared in 19 snaps on special teams (69 percent)...did not record any stats...**vs. Seattle (11/15):** Saw action on 14 special teams snaps (58 percent)...**at Miami (11/1):** Saw action on 16 special teams snaps (50 percent)...**vs. Chicago (10/26):** Declared inactive...**at San Francisco (10/18):** Appeared in 14 plays on special teams...did not record any stats... **at Washington (10/11):** Appeared in 16 plays on special teams (53 percent)...**vs. New York (10/4):** Saw action on 10 snaps on special teams (43 percent)...**at Buffalo (9/27):** Saw action on 14 snaps on special teams (58 percent)...did not record any stats...**at Philadelphia (9/20):** Appeared in his second career NFL game... saw action on 13 snaps on special teams (52 percent)...**vs. Dallas (9/13):** Appeared in the season opener on special teams for eight snaps and tallied one tackle.

College: Played 5 seasons at SMU after receiving a medical redshirt his 2016 sophomore season...in 2019 as a senior he started all 13 games...led the nation in scoring (11.5ppg) and rushing TDs (23)…registered a team-leading 244 carries for 1,276 yards…added 20 receptions for 90 yards and two TDs… had 1,366 all-purpose yards…had at least one TD in every game this season with multiple TDs in nine of 13 games…one of only six Mustangs all-time to have multiple 1,000-yard rushing seasons (2017, 2019)…set SMU records for season TDs (25), season rushing TDs (23), season points (150) and tied the career TD mark (48) and career point total (288)…All-AAC first team and was AAC Offensive Player of the Week once...in 2018 as a junior he played in 10 games, making one start...registered 69 carries for 311 yards and two TDs...had 10 catches for 95 yards and one TD...as a sophomore in 2017 he played in all 13 games, making 12 starts…led the team with 1,075 yards on 182 carries…was second on the team with nine rushing touchdowns…registered 84 yards on 14 receptions…had a career-high 175 rushing yards at Memphis...2016 was his medical redshirt season but he got action in three games, rushing for 160 yards, including SMU's first TD of the season on a career-long 49-yard TD run...as a freshman in 2015 he played in all 12 games, starting six...had 634 rushing yards on 152 carries adding 10 TDs... tied for second on the team for most points with 60...threw for 79 yards and two TDs...set the most rushing TDs by a freshman school record with 10.

Personal: Was a first-team All-District selection at return specialist as a sophomore in high school playing for Sam Parker at Spring... had offers from Memphis and others.

Xavier Jones, NFL Statistics

			Regular Season									
			Receiving					Rushing				
Year	Team	GP/GS	No.	Yards	Avg.	Long	TD	Att.	Yards	Avg.	Long	TD
2020	Los Angeles Rams	11/0	0	0	0.0	0	0	0	0	0.0	0	0
Totals		**11/0**	**0**	**0**	**0.0**	**0**	**0**	**0**	**0**	**0.0**	**0**	**0**

Special Teams Tackles: 2020 (1)

Xavier Jones, Game-By-Game

2020 Los Angeles Rams

			Rushing					Receiving				
Game	W/L	P/S	No.	Yards	Avg.	Long	TD	Att.	Yards	Avg.	Long	TD
Dal 9/13	W	1/0	0	0	0.0	0	0	0	0	0.0	0	0
at Phi 9/20	W	1/0	0	0	0.0	0	0	0	0	0.0	0	0
at Buf 9/27	L	1/0	0	0	0.0	0	0	0	0	0.0	0	0
NYG 10/4	W	1/0	0	0	0.0	0	0	0	0	0.0	0	0
at Was 10/11	W	1/0	0	0	0.0	0	0	0	0	0.0	0	0
at SF 10/18	L	1/0	0	0	0.0	0	0	0	0	0.0	0	0
Chi 10/26	W					Inactive						
at Mia 11/1	L	1/0	0	0	0.0	0	0	0	0	0.0	0	0
Sea 11/15	W	1/0	0	0	0.0	0	0	0	0	0.0	0	0
at TB 11/23	W	1/0	0	0	0.0	0	0	0	0	0.0	0	0
SF 11/29	L	1/0	0	0	0.0	0	0	0	0	0.0	0	0
at Ari 12/6	W	1/0	0	0	0.0	0	0	0	0	0.0	0	0
NE 12/10	-	0/0	0	0	0.0	0	0	0	0	0.0	0	0
NYJ 12/19	-	0/0	0	0	0.0	0	0	0	0	0.0	0	0
at Sea 12/27	-	0/0	0	0	0.0	0	0	0	0	0.0	0	0
Ari 1/3/21	-	0/0	0	0	0.0	0	0	0	0	0.0	0	0
Totals	**8-4**	**11/0**	**0**	**0**	**0.0**	**0**	**0**	**0**	**0**	**0.0**	**0**	**0**

69 Sebastian Joseph-Day

Defensive Line • Rutgers • Stroudsburg, Pa.

Ht./Wt.: 6-4/310
NFL Exp.: 2 (3rd Rams)
GP/GS, (Playoffs): 28/27, (0/0)
Birth Date: 3/21/1995
Acquired: D6C-2018 (No. 195 Overall)

Transactions: Selected by the Rams in the sixth round (195th overall) of the 2018 NFL Draft (4/28/18).

Pro: Second-year pro...earned a starting spot at nose tackle during training camp in 2019...has played in 28 regular season games (27 starts) and recorded 84 tackles.

2020 Season: at Arizona (12/6): Posted four tackles (one solo) and one pass defensed...**vs San Francisco (11/29):** Recorded seven tackles (four solo)...forced the first fumble of his career... **at Tampa Bay (11/23):** Recorded three tackles (one solo)... **vs. Seattle (11/15):** Started along the defensive line...recorded three solo tackles...added his second-career pass defensed... **at Miami (11/1):** Posted five tackles (three solo)...**vs. Chicago (10/26):** Started on the defensive line...did not record any stats... **at San Francisco (10/18):** Recorded three tackles (two solo)... hit the quarterback twice...**at Washington (10/11):** Started his 20th career game on the defensive line...posted two tackles (one solo)...**vs. New York Giants (10/4):** Saw action on 27 defensive snaps (40 percent)...posted four solo tackles...**at Buffalo (9/27):** Started on the defensive line...recorded three solo tackles...**at Philadelphia (9/20):** Posted two tackles on the day...**vs. Dallas (9/13):** Started the season opener on the defensive line...tallied three tackles (two solo) with one hit on QB Dak Prescott.

2019 Season: Appeared in all 16 games with 15 starts at nose tackle...finished season with 45 tackles (25 solo) and 2.0 sacks... posted first-career sack in a Week 4 contest against Tampa Bay...**at Carolina (9/8):** Earned first career start in first game being active...played 36 snaps defensively (54 percent)... **vs. New Orleans (9/15):** Started at nose tackle...recorded first NFL tackle...played 22 snaps defensively (34 percent) and four snaps (15 percent) on special teams...**at Cleveland (9/22):** Started at nose tackle...tallied one tackle...played 17 snaps defensively (24 percent) and four special teams snaps (17 percent)...**vs. Tampa Bay (9/29):** Started at nose tackle...recorded 1.0 sack, the first of his career...added three solo tackles...played 37 defensive snaps (50 percent) and 11 special teams plays (29 percent)...**at Seattle (10/3):** Started at nose tackle...recorded a career-high six tackles (three solo)...tallied one quarterback hit...played 40 defensive snaps (54 percent)...**vs. San Francisco (10/13):** Started at nose tackle...tied a career-high with six tackles (five solo)...had one tackle for loss and one quarterback hit...played 44 defensive snaps (56 percent)...**at Atlanta (10/20):** Started at nose tackle... recorded one solo tackle while playing 12 defensive snaps (22 percent)...**vs. Cincinnati (10/27):** Recorded one solo tackle while playing 21 snaps defensively (25 percent)...**at Pittsburgh (11/10):** Assisted on one tackle while playing 37 snaps defensively (50 percent)...played seven special teams snaps (19 percent)...**vs. Chicago (11/17):** Started at nose tackle ...recorded five tackles (two solo)...contributed to a run defense that allowed just 74 yards in the game...**vs. Baltimore (11/25):** Started at nose tackle...tallied three tackles (two solo) while playing 54 defensive snaps (69 percent)...**at Arizona (12/1):** Started at nose tackle... recorded four tackles (three solo)...added 1.0 sack, one tackle for loss and a quarterback hit...**vs. Seattle (12/8):** Started at nose tackle...assisted on one tackle while playing 17 defensive snaps (25 percent)...**at Dallas (12/15):** Started at nose tackle... recorded four tackles (two solo) while playing 39 defensive snaps (56 percent)...**at San Francisco (12/21):** Started at nose tackle... tallied four tackles (two solo) including one tackle for loss...**vs Arizona (12/29):** Started at nose tackle...recorded three tackles (one solo).

2018 Season: Spent the entire season on the Rams 53-man roster...declared inactive for all 16 regular season games and three postseason contests.

College: Fifth-year senior played in 50 career games overall, including 49 consecutive to end career...as a senior, in 2017, started all 12 games at nose tackle...named honorable mention All-Big Ten in the coaches' vote...split the Homer Hazel Award for the team's MVP...named to the Academic All-Big Ten list for the third-straight year...honored as the team's recipient of the Big Ten Sportsmanship Award...totaled 41 tackles with 4.5 for a loss, 1.5 sacks, one pass batted down, one forced fumble one blocked field goal...in 2016, as a junior, played in all 12 games with 11 starts at nose tackle...named to the Academic All-Big Ten list...made 30 tackles on the season with 3.5 for loss, 1.0 sack, one forced fumble and one blocked field goal...as a sophomore in 2015, started all 12 games at nose tackle...one-of-22 in the program to be named Academic All-Big Ten...finished third on the team with 5.5 TFL...totaled 22 tackles on the season... as a redshirt freshman in 2014, played in all 13 games on the defensive line...registered three total tackles on the season...as a true freshman in 2013, appeared in one game before receiving a medical redshirt.

Personal: Received undergraduate degree in journalism and media studies...was a graduate student in the labor studies program his final year at Rutgers.

Sebastian Joseph-Day, NFL Statistics

Regular Season

Year	Team	G/S	Tackles Total	Solo	Asst.	Sacks	Yards	Interceptions Int.	Yards	Long	TD	PD	Fumbles FF	FR	Yards
2018	Los Angeles Rams	0/0	-	-	-	-	-	-	-	-	-	-	-	-	-
2019	Los Angeles Rams	16/15	44	25	19	2.0	10.0	0	0	0	0	1	0	0	0
2020	Los Angeles Rams	12/12	40	26	14	0.0	0.0	0	0	0	0	2	1	0	0
Totals		**28/27**	**84**	**51**	**33**	**2.0**	**10.0**	**0**	**0**	**0**	**0**	**3**	**1**	**0**	**0**

Postseason

Year	Team	G/S	Tackles Total	Solo	Asst.	Sacks	Yards	Interceptions Int.	Yards	Long	TD	PD	Fumbles FF	FR	Yards
2018	Los Angeles Rams	0/0	-	-	-	-	-	-	-	-	-	-	-	-	-
Totals		**0/0**	**0**	**0**	**0**	**0.0**	**0.0**	**0**	**0**	**0**	**0**	**0**	**0**	**0**	**0**

Sebastian Joseph-Day, Game-By-Game

2020 Los Angeles Rams

Game	W/L	P/S	T	S	A	Sk	Yds	Int	Yds	Lg	TD	PD	FF	FR	Yds
Dal 9/13	W	1/1	3	2	1	0.0	0.0	0	0	0	0	0	0	0	0
at Phi 9/20	W	1/1	3	3	0	0.0	0.0	0	0	0	0	0	0	0	0
at Buf 9/27	L	1/1	3	2	1	0.0	0.0	0	0	0	0	0	0	0	0
NYG 10/4	W	1/1	4	4	0	0.0	0.0	0	0	0	0	0	0	0	0
at Was 10/11	W	1/1	2	1	1	0.0	0.0	0	0	0	0	0	0	0	0
at SF 10/18	L	1/1	3	2	1	0.0	0.0	0	0	0	0	0	0	0	0
Chi 10/26	W	1/1	0	0	0	0.0	0.0	0	0	0	0	0	0	0	0
at Mia 11/1	L	1/1	5	3	2	0.0	0.0	0	0	0	0	0	0	0	0
Sea 11/15	W	1/1	3	3	0	0.0	0.0	0	0	0	0	1	0	0	0
at TB 11/23	W	1/1	3	1	2	0.0	0.0	0	0	0	0	0	0	0	0
SF 11/29	L	1/1	7	4	3	0.0	0.0	0	0	0	0	0	1	0	0
at Ari 12/6	W	1/1	4	1	3	0.0	0.0	0	0	0	0	1	0	0	0
NE 12/10	-	0/0	0	0	0	0.0	0.0	0	0	0	0	0	0	0	0
NYJ 12/19	-	0/0	0	0	0	0.0	0.0	0	0	0	0	0	0	0	0
at Sea 12/27	-	0/0	0	0	0	0.0	0.0	0	0	0	0	0	0	0	0
Ari 1/3/21	-	0/0	0	0	2	0.0	0.0	0	0	0	0	0	0	0	0
Totals	**8-4**	**12/12**	**40**	**26**	**14**	**0.0**	**0.0**	**0**	**0**	**0**	**0**	**2**	**1**	**0**	**0**

2018 Los Angeles Rams

Game	W/L	P/S	T	S	A	Sk	Yds	Int	Yds	Lg	TD	PD	FF	FR	Yds
at Oak 9/10	W	0/0					Declared inactive								
Ari 9/16	W	0/0					Declared inactive								
LAC 9/23	W	0/0					Declared inactive								
Min 9/27	W	0/0					Declared inactive								
at Sea 10/7	W	0/0					Declared inactive								
at Den10/14	W	0/0					Declared inactive								
at SF 10/21	W	0/0					Declared inactive								
GB 10/28	W	0/0					Declared inactive								
at NO 11/4	L	0/0					Declared inactive								
Sea 11/11	W	0/0					Declared inactive								
KC 11/19	W	0/0					Declared inactive								
at Det 12/2	W	0/0					Declared inactive								
at Chi 12/9	L	0/0					Declared inactive								
Phi 12/16	L	0/0					Declared inactive								
at Ari 12/23	W	0/0					Declared inactive								
SF 12/30	W	0/0					Declared inactive								
Totals	**13-3**	**0/0**	**0**	**0**	**0**	**0.0**	**0**	**0**	**0**	**0**	**0**	**0**	**0**	**0**	**0**

2018 Postseason

Game	W/L	P/S	T	S	A	Sk	Yds	Int	Yds	Lg	TD	PD	FF	FR	Yds
Dal 1/12/19 *	W	0/0					Declared inactive								
at NO 1/20/19 ^	W	0/0					Declared inactive								
NE 2/3/19 !	L	0/0					Declared inactive								
Totals	**2-1**	**0/0**	**0**	**0**	**0**	**0.0**	**0.0**	**0**	**0**	**0**	**0**	**0**	**0**	**0**	**0**

* Denotes NFC Divisional Playoff Game, ^ Denotes NFC Championship Game, ! Denotes Super Bowl LIII

2019 Los Angeles Rams

Game	W/L	P/S	T	S	A	Sk	Yds	Int	Yds	Lg	TD	PD	FF	FR	Yds
at CAR 9/8	W	1/1	0	0	0	0.0	0.0	0	0	0	0	0	0	0	0
NO 9/15	W	1/1	1	0	1	0.0	0.0	0	0	0	0	0	0	0	0
at Cle 9/22	W	1/1	1	0	1	0.0	0.0	0	0	0	0	0	0	0	0
TB 9/29	L	1/1	3	3	0	1.0	3.0	0	0	0	0	0	0	0	0
at Sea 10/3	L	1/1	6	3	3	0.0	0.0	0	0	0	0	0	0	0	0
SF 10/13	L	1/1	6	5	1	0.0	0.0	0	0	0	0	0	0	0	0
at Atl 10/20	W	1/1	1	1	0	0.0	0.0	0	0	0	0	0	0	0	0
Cin 10/27	W	1/0	1	1	0	0.0	0.0	0	0	0	0	0	0	0	0
at Pit 11/10	L	1/1	1	0	1	0.0	0.0	0	0	0	0	0	0	0	0
Chi 11/17	W	1/1	5	2	3	0.0	0.0	0	0	0	0	0	0	0	0
Bal 11/25	L	1/1	3	2	1	0.0	0.0	0	0	0	0	0	0	0	0
at Ari 12/1	W	1/1	4	3	1	1.0	7.0	0	0	0	0	0	0	0	0
Sea 12/8	W	1/1	1	0	1	0.0	0.0	0	0	0	0	0	0	0	0
at Dal 12/15	L	1/1	4	2	2	0.0	0.0	0	0	0	0	0	0	0	0
at SF 12/21	L	1/1	4	2	2	0.0	0.0	0	0	0	0	0	0	0	0
Ari 12/29	W	1/1	3	1	2	0.0	0.0	0	0	0	0	0	0	0	0
Totals	**9-7**	**16/15**	**44**	**25**	**19**	**2.0**	**10.0**	**0**	**0**	**0**	**0**	**0**	**0**	**0**	**0**

10 Cooper Kupp

Wide Receiver • Eastern Washington • Yakima, Wash.

Ht./Wt.: 6-2/208
NFL Exp.: 4 (4th Rams)
GP/GS, (Playoffs): 51/39, (1/0)
Birth Date: 6/15/1993
Acquired: D3A-'17 (No. 69 Overall)

Transactions: Selected by the Rams in the third round (69th overall) of the 2017 NFL Draft (4/29/17).

Pro: Started 39-of-51 career games played...led the Rams in receptions (94) and was second in receiving yards (1,161) in 2019...recorded first 1,000-yard season of his career in 2019... led the Rams in receiving yards (869) and ranked second in receptions (62) in his rookie season...named to the PFWA All-Rookie team in 2017.

2020 Season: Named a team captain for the 2020 season...**at Arizona (12/6):** Hauled in eight receptions for 73 yards...including a 15-yard long reception...**vs San Francisco (11/29):** Appeared in his 50th career game...hauled in two receptions for 41 yards... including a 33-yard long reception...**at Tampa Bay (11/23):** Started at wide receiver...caught 11 passes for 145 yards...**vs. Seattle (11/15):** Started at wide receiver...caught five passes for 50 yards...**at Miami (11/1):** Hauled in 11 receptions for 110 yards... posted his second 100-yard game on the season...averaged 10.0 yards per reception with a 22-yard long reception...**vs Chicago (10/26):** Hauled in six receptions for 43 yards (7.2 average) and a 13-yard long reception...eclipsed 3,000 total yards receiving in his career...**at San Francisco (10/18):** Hauled in three receptions for 11 yards... **at Washington (10/11):** Recorded 66-yards receiving on five receptions...posted a 13.2-yard per reception average... hauled in a 49-yard long reception...**vs. New York Giants (10/4):** Hauled in a season-long 55-yard touchdown on a Goff strike down the middle..tallied five receptions for 69 yards...averaged 13.8 yards per reception...attempted one rush for a 2-yard loss and returned two punts for 16 yards...**at Buffalo (9/27):** Posted 107 yards receiving and one touchdown on nine receptions... averaged 11.9 yards per reception with a long of 20 yards...**at Philadelphia (9/20):** Hauled in five catches for 81 yards...rushed twice on the day for 19 yards (9.5 average)...**vs. Dallas (9/13):** Caught four passes for 40 yards to open the season...averaged 10 yards per reception including a 15-yard reception.

2019 Season: Enters third professional season with the Rams...returned from season-ending injury in 2018...recorded first 1,000 yard season of his professional career...led the Rams in receptions (94) and finished second in receiving yards (1,161)...94 receptions ranks fourth-most by a Ram in a single season...caught 10 touchdown passes on the year, becoming the first Ram to do so since 2006...established career-high 220 receiving yards in Week 8 vs. Cincinnati...attempted one pass, which landed incomplete...**at Carolina (9/8):** Started in first appearance following a season-ending injury in 2018... posted seven receptions for 46 yards...averaged 6.6 yards per reception...played 69 snaps in first game action since Week 10 of 2018...**vs. New Orleans (9/15):** Started at wide receiver... notched five receptions for 120 yards...long reception of 66 yards in fourth quarter, which was L.A.'s longest play from scrimmage since his 70-yard reception in Week 4 of the 2018 season... added one rushing attempt for six yards...**at Cleveland (9/22):** Started at wide receiver...recorded a career-high 11 catches for 102 yards and two touchdowns...second multi-touchdown game of his career...caught his 12th and 13th touchdowns from QB Jared Goff, the most of any receiver Goff has played with... played all but one snap on offense...**vs. Tampa Bay (9/29):** Started at wide receiver...caught nine passes for 121 yards... recorded his second-consecutive 100-yard game...caught his third touchdown of the year and his 14th from QB Jared Goff... played 92 offensive snaps (94 percent)...**at Seattle (10/3):** Caught nine passes for 117 yards...recorded over 100 receiving yards in fourth-consecutive game for the first time in his career... caught 15th-career touchdown...played 48 offensive snaps...**vs. San Francisco (10/13):** Started at wide receiver...caught four passes for 17 yards...played 45 offensive snaps (85 percent)... **at Atlanta (10/20):** Started at wide receiver...caught a team-high six passes for 50 yards...long reception of 17 yards...eclipsed the 2,000-yard receiving threshold for his career...**vs. Cincinnati (10/27):** Started at wide receiver...totaled a career-high 220 receiving yards on seven catches...caught one touchdown on a 65-yard completion...had 165 receiving yards in the first half, the most by a Rams receiver in a half since 1999...became 15th player in franchise history to total 200-plus receiving yards in a game...most receiving yards in a game by a Ram since 1997... **at Pittsburgh (11/10):** Started at wide receiver...targeted four times...played 71 offensive snaps (92 percent)...**vs. Chicago (11/17):** Started at wide receiver...caught three passes for 53 yards...connected with QB Jared Goff on a 50-yard completion, the third time this season the duo connected on a 50-plus-yard completion...**vs. Baltimore (11/25):** Started at wide receiver... caught six passes for 35 yards, establishing a single-season career high in receiving yards...**at Arizona (12/1):** Started at wide receiver...caught six passes for 65 yards...caught his sixth touchdown of the season and the 17th of his career...averaged 10.8 yards per catch...**vs. Seattle (12/8):** Caught four passes for 45 yards...caught his seventh touchdown pass of the season, giving him a single-season career-high...**at Dallas (12/15):** Started at wide receiver...caught six passes for 41 yards...caught one touchdown, his career-best eighth of the season...**at San Francisco (12/21):** Started at wide receiver...caught four passes for 31 yards...hauled in his ninth touchdown reception of the season, a 22-yard connection with QB Jared Goff...**vs. Arizona (12/29):** Started at wide receiver...caught seven passes for 99 yards...added one touchdown reception, his 10th of the season.

2018 Season: Placed on injured reserve (11/19/18)...**at Oakland (9/10):** Started at wide receiver...hauled in five receptions for 52 yards and one touchdown...**vs. Arizona (9/16):** Notched six receptions for 63 yards...served as the holder on one successful field goal and PAT attempt...**vs. Chargers (9/23):** Tallied four catches for 71 yards and a touchdown...registered a long of 53 yards...crossed the 1,000-yard receiving mark for his career... added one rushing attempt...**vs. Vikings (9/27):** Posted personal bests across the board including nine receptions for 162 yards and two touchdowns...averaged 18.0 yards per reception...recorded a new career-long 70-yard reception for a touchdown...also the longest scoring play for the team this season...added one punt return for four yards...**at Seattle (10/7):** Notched six catches for 90 yards and one touchdown...his third-consecutive game with a touchdown catch...averaged 15.0 yards per reception...left the game with an injury and did not play the second half...**at Denver (10/14):** Started at wide receiver...played 28 offensive snaps prior to leaving the game due to injury...recorded one rushing attempt for 12 yards...**at San Francisco (10/21):** Declared inactive...**vs. Green Bay (10/28):** Declared inactive...**at New Orleans (11/4):**

Started at wide receiver...caught five passes for 89 yards, one touchdown and an average of 17.8 yards per catch...his longest reception was a 41-yard touchdown in the fourth quarter...set a new single-season career-high with six receiving touchdowns... named an honorary team captain...**vs. Seattle (11/11):** Started at wide receiver...hauled in five passes for 39 yards prior to leaving the game with an injury in the fourth quarter...recorded his 100th career reception to become the 60th player to reach the century mark for receptions in Rams history...his longest reception was 25 yards.

2017 Season: Started in six-of-15 games and played in one postseason game...tallied 62 receptions for 869 yards and five touchdowns in regular season action...led the team in receiving yards...set the Rams rookie record for receptions...named to PFWA All-Rookie team...**Wild Card vs. Atlanta (1/6/18):** Saw action at wide receiver...tallied eight receptions for 69 yards and one touchdown...became the first Rams rookie in franchise history to catch eight passes in a postseason game...**at Tennessee (12/24):** Started at wide receiver...registered four receptions for 65 yards and one touchdown...**vs. Philadelphia (12/10):** Started at wide receiver...hauled in five receptions for a career-high 118 yards, including a career-long 64-yard reception and one touchdown... posted his second-career 100-plus yard game...**at Arizona (12/3):** Started at wide receiver...registered five receptions for 68 yards... **vs. New Orleans (11/26):** Saw action at wide receiver...recorded a career high in receptions (eight) for 116 receiving yards...first 100-plus yard game of his career...**at Minnesota (11/19):** Started at wide receiver...hauled in six receptions for 64 yards...**at New York Giants (11/5):** Made first career start at wide receiver... recorded three receptions for 54 yards...**vs. Arizona (10/22):** Saw action at wide receiver...hauled in four receptions for 51 yards and a touchdown...**at Dallas (10/1):** Saw action at wide receiver...had five receptions for 60 yards and a touchdown...**vs. Indianapolis (9/10):** Saw action at wide receiver and had four receptions for a game-high 76 yards and a touchdown.

College: Kupp was a consensus FCS All-American for the four-straight seasons...earned First-Team All-America honors on all eight 2016 teams announced, bringing his total of All-America honors won in four seasons to 30 (all first-team, including nine in 2013, six in 2014, seven in 2015 and eight in 2016)...in addition, he earned 14 different national player of the year accolades in his career and was a three-time Academic All-America selection... in 2016, Kupp became the first wide receiver and just the fourth player overall in the 54-year history of the Big Sky Conference to earn First Team All-Big Sky honors four seasons...in 2015, Kupp became only the second wide receiver in 42 years to capture the Big Sky Conference Offensive MVP Award, then became one of only 10 repeat winners in league history in 2016...also a two-time team co-captain, honored four times on the Big Sky Conference All-Academic team and was twice selected as an Academic All-Star by the FCS Athletic Director's Association...he was honored as Big Sky Conference Player of the Week six times in his career – four times on offense and twice on special teams... Kupp established 15 FCS, 11 Big Sky and 26 EWU records in his illustrious 52-game Eastern career (all as a starter), and added a collegiate all-division mark...his 6,464 yards, 428 receptions, 73 touchdown catches, 124.3 average yards per game and 1.40 average touchdowns per game were all FCS records.

Personal: Attended Davis High School where he was a two-way All-State selection...earned First-Team 4A All-State honors as a defensive back and honorable mention accolades as a wide receiver from the Associated Press...finished his senior season with 60 receptions for 1,059 yards (17.7 per catch) and 18 touchdowns, and scored 22 total touchdowns to set a school record...married to the former Anna Croskrey...parents are Craig and Karin Kupp, who were both inducted into the Pacific Lutheran University Hall of Fame in 2003...his father was a fifth-round draft pick by the New York Giants in 1990 and played in 1991 for the Phoenix Cardinals and the Dallas Cowboys...his grandfather, Jake Kupp, was an offensive lineman for the University of Washington and was drafted by the Dallas Cowboys in the 1964 NFL draft and played from 1964-75 with stints with the Washington Football Team, New Orleans Saints and Atlanta Falcons... he was named to the NFL All-Rookie team and was inducted into the New Orleans Saints Hall of Fame in 1991...earned his bachelor's degree in economics. He and his wife, Anna, have one son.

Cooper Kupp, NFL Statistics

Regular Season

			Receiving					Rushing				
Year	**Team**	**G/S**	**No.**	**Yards**	**Avg.**	**Long**	**TD**	**Att.**	**Yards**	**Avg.**	**Long**	**TD**
2017	Los Angeles Rams	15/6	62	869	14.0	64	5	0	0	0.0	0	0
2018	Los Angeles Rams	8/8	40	566	14.2	70t	6	4	25	6.3	12	0
2019	Los Angeles Rams	16/14	94	1,161	12.4	66	10	2	4	2.0	6	0
2020	Los Angeles Rams	12/11	74	836	11.3	55t	2	4	33	8.3	15	0
Totals		**51/39**	**270**	**3,432**	**12.7**	**70t**	**23**	**10**	**62**	**6.2**	**15**	**0**

Postseason

			Receiving					Rushing				
Year	**Team**	**G/S**	**No.**	**Yards**	**Avg.**	**Long**	**TD**	**Att.**	**Yards**	**Avg.**	**Long**	**TD**
2017	Los Angeles Rams	1/0	8	69	8.6	15	1	0	0	0.0	0	0
Totals		**1/0**	**8**	**69**	**8.6**	**15**	**1**	**0**	**0**	**0.0**	**0**	**0**

Additional Career Statistics: Returned one punt for four yards vs. Minnesota (9/27/18)...career passing stats: 0/2.

Cooper Kupp, Game-By-Game

2020 Los Angeles Rams

			Receiving					Rushing				
Game	**W/L**	**P/S**	**No.**	**Yards**	**Avg.**	**Long**	**TD**	**Att.**	**Yards**	**Avg.**	**Long**	**TD**
Dal 9/13	W	1/0	4	40	10.0	15	0	0	0	0.0	0	0
at Phi 9/20	W	1/1	5	81	16.2	24	0	2	19	9.5	15	0
at Buf 9/27	L	1/1	9	107	11.9	20	1	0	0	0.0	0	0
NYG 10/4	W	1/1	5	69	13.8	55t	1	1	-2	-2.0	-2	0
at Was 10/11	W	1/1	5	66	13.2	49	0	0	0	0.0	0	0
at SF 10/18	L	1/1	3	11	0.0	0	0	0	0	0.0	0	0
Chi 10/26	W	1/1	6	43	7.2	13	0	0	0	0.0	0	0
at Mia 11/1	L	1/1	11	110	10.0	22	0	0	0	0.0	0	0
Sea 11/15	W	1/1	5	50	10.0	31	0	0	0	0.0	0	0
at TB 11/23	W	1/1	11	145	13.2	37	0	0	0	0.0	0	0
SF 11/29	L	1/1	2	41	20.5	33	0	0	0	0.0	0	0
at Ari 12/6	W	1/1	8	73	9.1	15	0	0	0	0.0	0	0
NE 12/10	-	0/0	0	0	0.0	0	0	0	0	0.0	0	0
NYJ 12/19	-	0/0	0	0	0.0	0	0	0	0	0.0	0	0
at Sea 12/27	-	0/0	0	0	0.0	0	0	0	0	0.0	0	0
Ari 1/3/21	-	0/0	0	0	0.0	0	0	0	0	0.0	0	0
Totals	**8-4**	**12/11**	**74**	**836**	**11.3**	**55**	**2**	**4**	**33**	**8.3**	**15**	**0**

2018 Los Angeles Rams

			Receiving					Rushing				
Game	**W/L**	**P/S**	**No.**	**Yards**	**Avg.**	**Long**	**TD**	**Att.**	**Yards**	**Avg.**	**Long**	**TD**
at Oak 9/10	W	1/1	5	52	10.4	12	1	2	10	8.0	12	0
Ari 9/16	W	1/1	6	63	10.5	29	0	0	0	0.0	0	0
LAC 9/23	W	1/1	4	71	17.8	**53t**	1	1	-3	-3.0	-3	0
Min 9/27	W	1/1	9	162	18.0	**70t**	2	0	0	0.0	0	0
at Sea 10/7	W	1/1	6	90	15.0	27	1	0	0	0.0	0	0
at Den 10/14	W	1/1	0	0	0.0	0	0	1	12	12.0	12	0
at SF 10/21	W	0/0				Declared inactive						
GB 10/28	W	0/0				Declared inactive						
at NO 11/4	L	1/1	5	89	17.8	**41t**	1	0	0	0.0	0	0
Sea 11/11	W	1/1	5	39	7.8	25	0	0	0	0.0	0	0
KC 11/19	W	0/0				Injured reserve (IR)						
at Det 12/2												
at Chi Phi 12/9												
Phi 12/16												
at Ari 12/23												
SF 12/30												
Totals	**10-1**	**8/8**	**40**	**566**	**14.2**	**70t**	**6**	**4**	**25**	**6.3**	**12**	**0**

2019 Los Angeles Rams

			Receiving					Rushing				
Game	**W/L**	**P/S**	**No.**	**Yards**	**Avg.**	**Long**	**TD**	**Att.**	**Yards**	**Avg.**	**Long**	**TD**
at Car 9/8	W	1/1	7	46	6.6	10	0	0	0	0	0	0
NO 9/15	W	1/1	5	120	24.0	66	0	1	6	6.0	6	0
at Cle 9/22	W	1/1	11	101	9.3	22	2	0	0	0.0	0	0
TB 9/29	L	1/1	9	121	13.4	29	1	1	-2	-2.0	-2	0
at Sea 10/3	L	1/0	9	117	13.0	26	1	0	0	0.0	0	0
SF 10/13	L	1/1	4	17	4.3	6	0	0	0	0.0	0	0
at Atl 10/20	W	1/1	6	50	8.3	17	0	0	0	0.0	0	0
Cin 10/27	W	1/1	7	220	31.4	65	1	0	0	0.0	0	0
at Pit 11/10	L	1/1	0	0	0.0	0	0	0	0	0.0	0	0
Chi 11/17	W	1/1	3	53	17.7	50	0	0	0	0.0	0	0
Bal 11/25	L	1/1	6	35	5.8	9	0	0	0	0.0	0	0
at Ari 12/1	W	1/1	6	65	10.8	27	1	0	0	0.0	0	0
Sea 12/8	W	1/0	4	45	11.3	21	1	0	0	0.0	0	0
at Dal 12/15	L	1/1	6	41	6.8	11	1	0	0	0.0	0	0
SF TBD	L	1/1	4	31	7.8	22t	1	0	0	0.0	0	0
Ari 12/29	W	1/1	7	99	14.1	24	1	0	0	0.0	0	0
Totals	**9-7**	**16/14**	**94**	**1,161**	**12.4**	**66**	**10**	**2**	**4**	**2.0**	**6**	**0**

2017 Los Angeles Rams

			Receiving					Rushing				
Game	**W/L**	**P/S**	**No.**	**Yards**	**Avg.**	**Long**	**TD**	**Att.**	**Yards**	**Avg.**	**Long**	**TD**
Ind 9/10	W	1/0	4	76	19.0	28	1	0	0	0.0	0	0
Was 9/17	L	1/0	3	33	11.0	17	0	0	0	0.0	0	0
at SF 9/21	W	1/0	2	17	17.0	13	0	0	0	0.0	0	0
at Dal 10/1	W	1/0	5	60	12.0	24	1	0	0	0.0	0	0
Sea 10/8	L	1/0	3	44	14.7	19	0	0	0	0.0	0	0
at Jax 10/15	W	1/0	2	35	17.5	22	0	0	0	0.0	0	0
Ari 10/22	W	1/0	4	51	12.8	18	1	0	0	0.0	0	0
at NYG 11/5	W	1/1	3	54	18.0	35	0	0	0	0.0	0	0
Hou 11/12	W	1/0	6	47	7.8	19	0	0	0.	0.0	0	0
at Min 11/19	L	1/1	6	64	10.7	23	0	0	0	0.0	0	0
NO 11/26	W	1/0	8	116	14.5	53	0	0	0	0.0	0	0
at Ari 12/3	W	1/1	5	68	13.6	25	0	0	0	0.0	0	0
Phi 12/10	L	1/1	5	118	23.6	64	1	0	0	0.0	0	0
at Sea 12/17	W	1/1	2	21	10.5	15	0	0	0	0.0	0	0
at Ten 12/24	W	1/1	4	65	16.3	34	1	0	0	0.0	0	0
SF 12/31	L					Did Not Play						
Totals	**11-5**	**15/6**	**62**	**869**	**14.0**	**64**	**5**	**0**	**0**	**0.0**	**0**	**0**
2017 Postseason												
Atl 1/6/18	L	1/0	8	69	8.6	15	1	0	0	0.0	0	0
Totals	**0-1**	**1/0**	**8**	**69**	**8.6**	**15**	**1**	**0**	**0**	**0.0**	**0**	**0**

52 Terrell Lewis

Outside Linebacker • Alabama • Washington, D.C.

Ht./Wt.: 6-5/252
NFL Exp.: Rookie
GP/GS, (Playoffs): 6/0, (0/0)
Birth Date: 8/25/1998
Acquired: D3A-'20 (No. 84 Overall)

Transactions: Selected by the Rams in the third round (84th overall) of the 2020 NFL Draft (4/24/20).

Pro: Rookie out of Alabama...made his first-career appearance at Washington.

2020 Season: at Arizona (12/6): Declared inactive...**vs San Francisco (11/29):** Declared inactive... **at Tampa Bay (11/23):** Played 14 defensive snaps...recorded one pass defensed... **vs. Seattle (11/15):** Recorded his first NFL sacks...coralled QB Russell Wilson twice, marking his first NFL multi-sack game...**at Miami (11/1):** Saw action on 12 defensive snaps (24 percent)... did not record any stats...**vs Chicago (10/26):** Recorded his first professional tackle, a tackle-for-loss, on a game-defining fourth down stop...added one quarterback hit...**at San Francisco (10/18):** Played nine defensive snaps (12 percent)...did not record any stats...**at Washington (10/11):** Appeared in his first professional game at outside linebacker...played 14 defensive snaps (26 percent) and one snap on special teams...did not record any stats.

College: Appeared in 26 games at Alabama from 2016-19...a member of the 2017 National Champion Crimson Tide... earned Second-Team All-SEC in 2019...as a redshirt-junior in 2019, appeared in 11 games at Alabama...tied for fifth among SEC defenders with 11.5 tackles for loss...finished ninth in the conference with 6.0 sacks...added a team-high 16 quarterback pressures to go with 31 total tackles...batted two passes down and recorded one fumble…against Texas A&M led all Tide defenders, matching a career-best 2.0 sacks...added a pair of quarterback pressures and was credited with five hurries…earned defensive player of the week accolades from coaches…also selected as a defensive player of the week by the Alabama coaches against Tennessee, when he totaled seven tackles, including three for loss and 2.0 sacks...provided pressure off the edge to help limit the UT offense to only 117 yards passing…earned second-straight and third overall defensive player of the week recognition from the UA coaches against Arkansas, finishing with a career-high six quarterback pressure to go with a pass breakup and three total tackles...played a key role in forcing the Hogs' passers into an 11-of-26 night that included three interceptions…against LSU matched his career-high in tackles with seven stops, including half a tackle for loss...pressured the Tigers' quarterback a team-high three times while adding a fumble recovery that he returned two yards...as a junior in 2018, was sidelined by a knee injury all season but was able to return in the national championship against Georgia to play a key role in the Alabama edge rushing efforts...as a sophomore in 2017, Lewis missed 10 games with an upper arm injury sustained in the season opener…saw time in four games, with one start...totaled 16 tackles including two for loss. 1.0 sack and a pass breakup...made an immediate impact against Clemson, playing at full strength for the first time since the season opener, finishing with two tackles while breaking up one pass... made his first career start against Georgia…totaled seven tackles and added 1.0 sack...the sack in overtime thwarted the Bulldogs' drive, forcing a field goal...as a freshman in 2016, played in 11 games, registering 11 tackles with 1.0 sack...earned first-career sack against Arkansas.

Personal: Participated in the 2016 Under Armour All-America Game...D.C. Gatorade Player of the Year…ESPN listed him at No. 47 in the ESPN300…posted 42 tackles in 11 games as a senior for St. John's High School...added 21 tackles for loss, 9.0 sacks, two forced fumbles and two fumble recoveries during that final prep season.

Terrell Lewis, NFL Statistics

			Regular Season												
			Tackles					Interceptions					Fumbles		
Year	Team	G/S	Total	Solo	Asst.	Sacks	Yards	Int.	Yards	Long	TD	PD	FF	FR	Yards
2020	Los Angeles Rams	6/0	3	3	0	2.0	3.0	0	0	0	0	1	0	0	0
Totals		**6/0**	**3**	**3**	**0**	**2.0**	**3.0**	**0**	**0**	**0**	**0**	**1**	**0**	**0**	**0**

Terrell Lewis, Game-By-Game

2020 Los Angeles Rams

Game	W/L	P/S	T	S	A	Sk	Yds	Int	Yds	Lg	TD	PD	FF	FR	Yds
Dal 9/13	W	0/0				Placed on Injured Reserve									
at Phi 9/20	W	0/0				Placed on Injured Reserve									
at Buf 9/27	L	0/0				Placed on Injured Reserve									
NYG 10/4	W	0/0				Placed on Injured Reserve									
at Was 10/11	W	1/0	0	0	0	0.0	0.0	0	0	0	0	0	0	0	0
at SF 10/18	L	1/0	0	0	0	0.0	0.0	0	0	0	0	0	0	0	0
Chi 10/26	W	1/0	1	0	1	0.0	0.0	0	0	0	0	0	0	0	0
at Mia 11/1	L	1/0	0	0	0	0.0	0.0	0	0	0	0	0	0	0	0
Sea 11/15	W	1/0	2	2	0	2.0	3.0	0	0	0	0	0	0	0	0
at TB 11/23	W	1/0	0	0	0	0.0	0.0	0	0	0	0	1	0	0	0
SF 11/29	L	0/0						Inactive							
at Ari 12/6	-	0/0						Inactive							
NE 12/10	-	0/0	0	0	0	0.0	0.0	0	0	0	0	0	0	0	0
NYJ 12/19	-	0/0	0	0	0	0.0	0.0	0	0	0	0	0	0	0	0
at Sea 12/27	-	0/0	0	0	0	0.0	0.0	0	0	0	0	0	0	0	0
Ari 1/3/21	-	0/0	0	0	0	0.0	0.0	0	0	0	0	0	0	0	0
Totals	**8-4**	**6/0**	**3**	**3**	**0**	**2.0**	**3.0**	**0**	**0**	**0**	**0**	**1**	**0**	**0**	**0**

25 David Long Jr.

Cornerback • Michigan • Los Angeles, Calif.

Ht./Wt.: 5-11/196
NFL Exp.: 2 (2nd Rams)
GP/GS, (Playoffs): 20/1, (0/0)
Birth Date: 2/6/1998
Acquired: D3B-'18 (No. 79 Overall)

Transactions: Selected by the Rams in the third round (79th overall) of the 2019 NFL Draft (4/26/19).

Pro: Has appeared in 20 games with one start...recorded 12 tackles on defense and three on special teams.

2020 Season: at Arizona (12/6): Appeared in his 20th career game...did not record any stats...**vs San Francisco (11/29):** Appeared on 22 defensive snaps (31 percent) and 20 snapson special teams (50 percent)...did not record any stats...**at Tampa Bay (11/23):** Played three special teams snaps and 24 special teams plays...did not record any stats...**vs. Seattle (11/15):** Played seven defensive snaps and 19 special teams plays... recorded one assisted special teams tackle...**at Miami (11/1):** Started his first career game at cornerback...played on 37 defensive snaps...posted three tackles...**vs Chicago (10/26):** Saw action on 11 snaps on special teams (44 percent)...did not record any stats...**at San Francisco (10/18):** Played 22 snaps on special teams (81 percent)...did not record any stats...**at Washington (10/11):** Saw action on 15 defensive snaps (28 percent)...did not record any stats...**vs. New York Giants (10/4):** Saw action on two defensive snaps and 18 snaps (78 percent) on special teams...did not record any stats...**at Buffalo (9/27):** Saw action on seven defensive snaps and 17 snaps on special teams...logged one tackle on defense...**at Philadelphia (9/20):** Appeared on six defensive snaps and 13 snaps on special teams (52 percent)...did not record any stats...**vs. Dallas (9/13)**: Appeared in the season opener on 14 special teams snaps (56 percent)...did not record any stats.

2019 Season: Appeared in eight games in his rookie campaign...tallied eight tackles (seven solo) defensively...made NFL debut in Week 7 game at Atlanta where he recorded one tackle defensively...**at Carolina (9/8):** Declared inactive...**vs. New Orleans (9/15):** Declared inactive...**at Cleveland (9/22):** Declared inactive...**vs. Tampa Bay (9/29):** Declared inactive... **at Seattle (10/3):** Declared inactive...**vs. San Francisco (10/13):** Declared inactive...**at Atlanta (10/20):** Made professional debut after being inactive for first six weeks of the season...recorded one solo tackle on defense while playing nine snaps (16 percent)...**vs. Cincinnati (10/27):** Saw action on special teams where he played 14 snaps (58 percent)...**at Pittsburgh (11/10):** Recorded one tackle on special teams where he played 28 snaps (78 percent)... **vs. Chicago (11/17):** Recorded one solo tackle defensively, while playing 15 snaps (20 percent)...added a tackle on special teams where he played 19 snaps (76 percent)...**vs. Baltimore (11/25):** Recorded one solo tackle defensively while playing seven snaps (nine percent)...also played 18 snaps on special teams (67 percent)...**at Arizona (12/1):** Recorded two solo tackles and added one pass defensed while playing 27 defensive snaps (42 percent)...**vs. Seattle (12/8):** Declared inactive...**at Dallas (12/15):** Declared inactive...**at San Francisco (12/21):** Played 21 snaps on special teams (60 percent)...did not record any stats... **vs. Arizona (12/29):** Recorded three tackles (two solo) and defensed one pass while playing 52 defensive snaps (76 percent).

College: Two-year letterman at Michigan...played in 30 contests during his career with 26 starts at cornerback...started every game at cornerback during the 2017 and 2018 seasons...recorded 17 pass breakups, three interceptions, an assisted sack, two tackles for loss and 38 total stops during his career...2018 All-Big Ten First-Team honoree...2017 All-Big Ten honorable mention...as a junior in 2018, earned second varsity letter...started all 13 games at cornerback...All-Big Ten First-Team (coaches)...All-Big Ten Third-Team (media)...named the team's defensive skill player of the year...registered 17 tackles, one interception and nine passed defensed...earned his first varsity letter as a sophomore in 2017...earned All-Big Ten honorable mention (media)...started all 13 games at cornerback...contributed 21 tackles, two tackles for loss, an assisted sack, two interceptions and eight pass breakups...earned his first career start at cornerback against Florida in the Advocare Classic...played in four games as a freshman in 2016... made college debut as backup cornerback vs. Hawaii...played on special teams against Colorado...saw action at cornerback vs. Penn State...played cornerback and special teams against Rutgers.

Personal: Attended Loyola High School (2016) coached by Marvin Sanders...recorded 19 tackles, five pass breakups and one interception as a senior...caught 25 passes for 525 yards and seven touchdowns as a senior...participated in 2016 U.S. Army All-American Bowl...was enrolled in the College of Literature, Science and the Arts, majored in sociology at Michigan.

David Long Jr., NFL Statistics

			Regular Season												
			Tackles					Interceptions					Fumbles		
Year	Team	G/S	Total	Solo	Asst.	Sacks	Yards	Int.	Yards	Long	TD	PD	FF	FR	Yards
2019	Los Angeles Rams	8/0	8	7	1	0.0	0.0	0	0	0	0	2	0	0	0
2020	Los Angeles Rams	12/1	4	4	0	0.0	0.0	0	0	0	0	0	0	0	0
Totals		**20/1**	**12**	**11**	**1**	**0.0**	**0.0**	**0**	**0**	**0**	**0**	**2**	**0**	**0**	**0**

Special Teams Tackles: 2019 (3)

David Long Jr., Game-By-Game

2020 Los Angeles Rams

Game	W/L	P/S	T	S	A	Sk	Yds	Int	Yds	Lg	TD	PD	FF	FR	Yds
Dal 9/13	W	1/0	0	0	0	0.0	0.0	0	0	0	0	0	0	0	0
at Phi 9/20	W	1/0	0	0	0	0.0	0.0	0	0	0	0	0	0	0	0
at Buf 9/27	L	1/0	1	1	0	0.0	0.0	0	0	0	0	0	0	0	0
NYG 10/4	W	1/0	0	0	0	0.0	0.0	0	0	0	0	0	0	0	0
at Was 10/11	W	1/0	0	0	0	0.0	0.0	0	0	0	0	0	0	0	0
at SF 10/18	L	1/0	0	0	0	0.0	0.0	0	0	0	0	0	0	0	0
Chi 10/26	W	1/0	0	0	0	0.0	0.0	0	0	0	0	0	0	0	0
at Mia 11/1	L	1/1	3	3	0	0.0	0.0	0	0	0	0	0	0	0	0
Sea 11/15	W	1/0	0	0	0	0.0	0.0	0	0	0	0	0	0	0	0
at TB 11/23	W	1/0	0	0	0	0.0	0.0	0	0	0	0	0	0	0	0
SF 11/29	L	1/0	0	0	0	0.0	0.0	0	0	0	0	0	0	0	0
at Ari 12/6	W	1/0	0	0	0	0.0	0.0	0	0	0	0	0	0	0	0
NE 12/10	-	0/0	0	0	0	0.0	0.0	0	0	0	0	0	0	0	0
NYJ 12/19	-	0/0	0	0	0	0.0	0.0	0	0	0	0	0	0	0	0
at Sea 12/27	-	0/0	0	0	0	0.0	0.0	0	0	0	0	0	0	0	0
Ari 1/3/21	-	0/0	0	0	0	0.0	0.0	0	0	0	0	0	0	0	0
Totals	**8-4**	**12/1**	**4**	**4**	**0**	**0.0**	**0.0**	**0**	**0**	**0**	**0**	**0**	**0**	**0**	**0**

2019 Los Angeles Rams

Game	W/L	P/S	T	S	A	Sk	Yds	Int	Yds	Lg	TD	PD	FF	FR	Yds
at CAR 9/8	W	0/0					Inactive								
NO 9/15	W	0/0					Inactive								
at Cle 9/22	W	0/0					Inactive								
TB 9/29	L	0/0					Inactive								
at Sea 10/3	L	0/0					Inactive								
SF 10/13	L	0/0					Inactive								
at Atl 10/20	W	1/0	1	1	0	0.0	0.0	0	0	0	0	0	0	0	0
Cin 10/27	W	1/0	0	0	0	0.0	0.0	0	0	0	0	0	0	0	0
at Pit 11/10	L	1/0	0	0	0	0.0	0.0	0	0	0	0	0	0	0	0
Chi 11/17	W	1/0	1	1	0	0.0	0.0	0	0	0	0	0	0	0	0
Bal 11/25	L	1/0	1	1	0	0.0	0.0	0	0	0	0	0	0	0	0
at Ari 12/1	W	1/0	2	2	0	0.0	0.0	0	0	0	0	1	0	0	0
Sea 12/8	W						Inactive								
at Dal 12/15	L						Inactive								
at SF 12/21	L	1/0	0	0	0	0.0	0.0	0	0	0	0	0	0	0	0
Ari 12/29	W	1/0	3	2	1	0.0	0.0	0	0	0	0	1	0	0	0
Totals	**9-7**	**8/0**	**8**	**7**	**1**	**0.0**	**0.0**	**0**	**0**	**0**	**0**	**2**	**0**	**0**	**0**

44 Jake McQuaide

Long Snapper • Ohio St. • Cincinnati, Ohio

Ht./Wt.: 6-2/235
NFL Exp.: 10 (10th Rams)
GP/GS, (Playoffs): 156/0, (4/0)
Birth Date: 12/7/1987
Acquired: UDFA-'11

Transactions: Signed a contact extension in the 2018 offseason...Signed a four-year contract extension in July 2013 to extend his contract into 2017.Signed with the Rams (7/27/11).

Pro: 10th-year pro has played in all 156 regular season games of his career...tallied 1,390 clean snaps through first ten seasons... has made 10 tackles on special teams...received Pro Bowl honors in 2016 and 2017.

2020 Season: at Arizona (12/6): Record nine clean snaps... **vs San Francisco (11/29):** Posted 11 clean snaps...**at Tampa Bay (11/23):** Recorded 11 clean snaps...**vs. Seattle (11/15):** Recorded eight clean snaps...**at Miami (11/1):** Recorded 10 clean snaps...**vs Chicago (10/26):** Posted 10 clean snaps...**at San Francisco (10/18):** Tallied nine clean snaps...saw action in his 150th career game...**at Washington (10/11):** Recorded 10 clean snaps...**vs. New York Giants (10/4):** Tallied eight clean snaps... **at Buffalo (9/27):** Tallied five clean snaps on kicking attempts...**at Philadelphia (9/20):** Saw action tallying six clean snaps against the Eagles...**vs. Dallas (9/13):** Saw action at long snapper and tallied eight clean snaps in the season opener against Dallas.

2019 Season: Appeared in all 16 games...tallied 134 snaps on the year...**at Carolina (9/8):** Saw action at long snapper and completed 12 clean snaps...played 12 snaps on special teams (34 percent)...**vs. New Orleans (9/15):** Saw action at long snapper and completed nine clean snaps...played nine snaps on special teams (33 percent)...**at Cleveland (9/22):** Saw action at long snapper and completed seven clean snaps...played seven snaps on special teams (29 percent)...**vs. Tampa Bay (9/29):** Saw action at long snapper and completed eight clean snaps... **at Seattle (10/3):** Saw action at long snapper and completed 10 clean snaps...**vs. San Francisco (10/13):** Saw action at long snapper and completed six clean snaps...**at Atlanta (10/20):** Saw action at long snapper and completed 10 clean snaps...**vs. Cincinnati (10/27):** Saw action at long snapper and completed nine clean snaps...**at Pittsburgh (11/10):** Saw action at long snapper and completed 11 clean snaps...**vs. Chicago (11/17):** Saw action at long snapper and completed nine clean snaps...**vs. Baltimore (11/25):** Saw action at long snapper and completed six clean snaps...**at Arizona (12/1):** Saw action at long snapper and completed 11 clean snaps...**vs. Seattle (12/8):** Saw action at long snapper and completed eight clean snaps...**at Dallas (12/15):** Saw action at long snapper and completed six clean snaps...**at San Francisco (12/21):** Saw action at long snapper and registered 12 clean snaps...**vs. Arizona (12/29):** Saw action at long snapper and registered nine clean snaps.

2018 Season: Played in all 16 regular season games and three postseason contests, including Super Bowl LIII...added one special teams tackle on the season...**at Oakland (9/10):** Saw action at long snapper and recorded 10 clean snaps...added one special teams tackle...**at San Francisco (10/21):** Saw action at long snapper...tallied 11 clean snaps...**vs. Green Bay (10/28):** Saw action at long snapper...logged 10 clean snaps...**vs. Kansas City (11/19):** Saw action at long snapper...compiled a season-high 13 clean snaps...**vs. San Francisco (12/30):** Saw action at long snapper...posted 11 clean snaps...**Divisional Round vs. Dallas (1/12/19):** Saw action at long snapper...registered eight clean snaps...**Championship Round at New Orleans (1/20/19):** Saw action at long snapper... compiled 10 clean snaps... **Super Bowl LIII (2/3/19):** Saw action at long snapper... totaled a postseason career-high 11 clean snaps.

2017 Season: Recorded 151 consecutive clean snaps...had one special teams tackle...named to his second-consecutive Pro Bowl...**vs. Indianapolis (9/10):** Saw action at long snapper and recorded 13 clean snaps...**vs. Washington (9/17):** Saw action at long snapper...tallied eight clean snaps... notched one special teams tackle...**at Dallas (10/1):** Saw action at long snapper...recorded 13 clean snaps...**Wild Card vs. Atlanta (1/6/18):** Saw action at long snapper...recorded eight clean snaps.

2016 Season: Became the first long-snapper in franchise history to make the Pro Bowl...played in all 16 games...tallied 146 clean snaps...**at Arizona (10/2):** Compiled 10 clean snaps in addition to his first special teams tackle of the season...**vs. Miami (11/20):** Notched 11 clean snaps...**vs. San Francisco (12/24):** Tallied 11 clean snaps.

2015 Season: Played in all 16 games...posted 157 snaps on the season, tallying a season-high 13 snaps and one special teams tackle...**vs. Seattle (9/13):** Recorded nine snaps...**at Washington (9/20):** Notched 12 clean snaps...**vs. Pittsburgh (9/27):** Registered six clean snaps...**at Arizona (10/4):** Recorded 11 clean snaps...**at Green Bay (10/11):** Posted 9 clean snaps... **vs. Cleveland (10/25):** Tallied 11 snaps...**vs. San Francisco (11/01):** Recorded 12 snaps...**at Minnesota (11/08):** Tallied 13 snaps...**at Baltimore (11/22):** Posted 11 snaps...**at Cincinnati (11/29):** Recorded six snaps and one special teams tackle...**vs. Tampa Bay (12/17):** Recorded nine clean snaps for the third consecutive week...**at Seattle (12/27):** Posted 10 clean snaps...**at San Francisco (1/3/16):** Recorded 11 snaps.

2014 Season: Registered 145 clean snaps...**vs. Denver (11/16):** Recorded 12 clean snaps...**vs. Oakland (11/30):** Notched a career-high 14 clean snaps...**vs. Arizona (12/11):** Tallied 10 clean snaps.

2013 Season: Played in 16 games...notched 141 clean snaps...**at Indianapolis (11/10):** Recorded 11 clean snaps...**vs. Jacksonville (10/6):** Registered 13 clean snaps for the second consecutive week...**vs. San Francisco (9/26):** Recorded a then career-high 13 clean snaps.

2012 Season: Recorded 139 consecutive clean snaps...had four special teams tackles...**at Arizona (11/25):** Tallied 12 clean snaps...**vs. San Francisco (12/2):** Registered 12 clean snaps... **at Buffalo (12/9):** Tallied eight clean snaps...recorded one tackle on special teams.

2011 Season: Recorded 150 consecutive clean snaps... notched two special teams tackles...**vs. Seattle (11/20):** Made 11 clean snaps...**vs. New Orleans (10/30):** Tallied 12 clean snaps...**vs. Arizona (11/27):** Recorded 12 clean snaps...**at San Francisco (12/4):** Recorded eight clean snaps...made one special teams tackle...**vs. Cincinnati (12/18):** Tallied 11 clean snaps...added one special teams tackle.

College: Originally a walk on at Ohio State…handled long-snapping duties for three years…Special Teams Player of the Week vs. Purdue…received his bachelor's degree in December…academic all-Big Ten…John Galbreath award for academic excellence…NFF Hampshire Honor Society…EE All Star Game as a senior…won Top Ten Tenacious three times as a junior…earned a scholarship beginning in the autumn quarter of his junior year…rotated with Dimitrios Makridis and Jackson Haas on long and short snaps for the Big Ten champions during his freshman year…redshirted as a freshman.

Personal: Name pronounced "Mc-KWAYD"...tight end who had 10 catches for 125 yards as a senior at Elder High in Cincinnati...had no unplayable snaps as a junior or senior...earned the Mr. ZIP award for basketball at Elder...National Honor Society...Student Council communications officer…son of Bev and Kevin McQuaide...has two sisters, Maureen and Katie...married Abby on March 17, 2012, and they have a daughter, Quinn, and two sons, JJ and Wes...2008-09 Big Ten all-academic...an aeronautical and astronautical engineering major...participated in many community events, including Make-A-Wish Celebrity Server dinner, Taste of the NFL, Love Your Melon Distribution event at Mercy, 6th Annual Playground Build at Marygrove and the All-Community Team Ticket program - 4th Down Fan Club.

McQuaide's Career Snap Statistics:

Year	Teams	Clean Snaps
2020	Los Angeles Rams	104
2019	Los Angeles Rams	134
2018	Los Angeles Rams	130
	Postseason	*29*
2017	Los Angeles Rams	151
	Postseason	*8*
2016	Los Angeles Rams	146
2015	St. Louis Rams	157
2014	St. Louis Rams	145
2013	St. Louis Rams	141
2012	St. Louis Rams	139
2011	St. Louis Rams	150
Totals	**Regular Season**	**1,390**
Postseason		***37***

82 Johnny Mundt

Tight End • Oregon • Modesto, Calif.

Ht./Wt.: 6-4/233
NFL Exp.: 3 (4th Rams)
GP/GS, (Playoffs): 37/3, (3/0)
Birth Date: 11/23/1994
Acquired: UDFA-'17

Transactions: Signed a futures contract with the Rams (1/8/18)...signed to Rams practice squad (11/24/18)...released (11/21/17)...signed to active roster from practice squad (11/11/17)... signed to the Rams Practice Squad (9/5/17)...released by the Rams (9/3/17)...signed by the Rams as an undrafted free agent (5/2/17).

Pro: Third-year pro has played in 37 regular season games (three starts) and three postseason contests...has nine career receptions for 84 yards.

2020 Season: at Arizona (12/6): Appeared in his 37th career game...did not record any stats...**vs San Francisco (11/29):** Appeared on three offensive snaps and 16 snaps (46 percent) on special teams...did not record any stats...**at Tampa Bay (11/23):** Played six offensive snaps and 21 special teams plays...did not record any stats...**vs. Seattle (11/15):** Played 14 offensive and 14 special teams snaps...did not record any stats..**at Miami (11/1):** Saw action on 21 snaps on special teams (66 percent)...did not record any stats...**vs. Chicago (10/26):** Hauled in three receptions for 47 yards...marking a single-game best...including a career-long 37-yard reception and a 15.7-yard per reception average... **at San Francisco (10/18):** Played 19 snaps on special teams (70 percent)...did not record any stats...**at Washington (10/11):** Appeared in his 30th career game...saw action on two offensive snaps and 20 snaps on special teams (67 percent)...**vs. New York Giants (10/4):** Saw action on 11 offensive snaps...hauled in his first reception of the season resultin in a 5-yard gain...**at Buffalo (9/27):** Saw action on 12 snaps on special teams (50 percent)...did not record any stats...**at Philadelphia (9/20):** Saw action on one play on offense with 13 snaps on special teams (52 percent)...did not record any stats...**vs. Dallas (9/13):** Appeared in the season opener on 12 special teams snaps (48 percent) and 10 offensive snaps (14 percent)...did not record any stats.

2019 Season: Appeared in 13 games with two starts...made first start of his NFL career in Week 11 win against Chicago...finished the season with four receptions for 26 yards...caught a career-high two passes for 15 yards in Week 15 at Dallas... **at Carolina (9/8):** Declared inactive...**vs. New Orleans (9/15):** Declared inactive...**at Cleveland (9/22):** Saw first action of the season... played two offensive snaps (three percent) and six special teams snaps (25 percent)...**vs. Tampa Bay (9/29):** Declared inactive... **at Seattle (10/3):** Played two offensive snaps (three percent) and 13 special teams snaps (42 percent)...**vs. San Francisco (10/13):** Recorded one tackle on special teams where he played 12 snaps (46 percent)...**at Atlanta (10/20):** Played 15 offensive snaps (20 percent) and 18 special teams plays (53 percent)...**vs. Cincinnati (10/27):** Played one offensive snap and 12 special teams snaps (50 percent)...**at Pittsburgh (11/10):** Had one reception for nine yards while playing five offensive snaps...forced a fumble on special teams where he also added two solo tackles...**vs. Seattle (12/8):** Started at TE, the second start of his career...played 50 offensive snaps (71 percent) and 11 special teams snaps (44 percent)...did not record any stats...**vs. Chicago (11/17):** Started at TE...made first start of NFL career...played 38 offensive snaps (69 percent)...**vs. Baltimore (11/25):** Saw action on special teams where he played 13 snaps (48 percent)...**at Arizona (12/1):** Played 23 offensive snaps (29 percent) and 14 special teams plays (50 percent)...**at Dallas (12/15):** Caught a career-high two passes for 15 yards while playing 11 offensive snaps (15 percent)...**at San Francisco (12/21):** Played 31 offensive snaps (44 percent) and 20 special teams plays (57 percent)...did not record any stats...**vs. Arizona (12/29):** Caught one pass for two yards while playing 34 offensive snaps (41 percent).

2018 Season: Appeared in 10 regular season games and three postseason contests, including Super Bowl LIII...hauled in his first-career reception in Week 17...also contributed on special teams...**vs. San Francisco (12/30):** Saw action at tight end and on special teams...recorded his first career reception (first career) on a five-yard pass from QB Sean Mannion...**Divisional Round vs. Dallas (1/12/19):** Made postseason debut...saw action at tight end and on special teams...**Championship Round at New Orleans (1/20/19):** Saw action on special teams...**Super Bowl LIII (2/3/19):** Saw action on special teams...notched one tackle.

2017 Season: Spent Weeks 1-9 on the Rams practice squad before being signed to the active roster for a Week 10 home win over Houston (11/12/17) and a Week 11 road loss to Minnesota (11/19/17)...did not record any stats.

College: Earned Pac-12 All-Conference Honorable Mention and Dudley Randolph Clarke Memorial Award for the team's most improved player in 2016…started the last six games of the season but saw action in eight games…ended the season with 23 receptions for 334 yards and four touchdowns…was on the John Mackey Award Watch List (Nation's Top Tight End) in 2015… earned a starting nod against Washington State while coming off the bench in each of the remaining 12 outings to contribute to a formidable tandem at the position…completed the year catching five passes for 39 yards and one touchdown in addition to improving his prowess as an effective blocker at the line of scrimmage… in 2914, started strong yet injuries derailed his momentum until the latter part of the year ...stepped onto the field for 13 of 15 games… in 2013, started five of his appearances…finished the year with 16 catches for 281 yards and three scores…earned John Mackey Tight End of the Week national honors for his effort in his starting debut…recipient of program's Len Casanova Award as the team's first-year player who exemplified the ideals and inspiration of the program's former head football coach and athletics director.

Personal: The two-time First-Team MaxPrep Division IV all-state tight end helped the Central Catholic Raiders to the IV state championship his senior year and a 14-2 mark under Head Coach Roger Canepa… the Scout.com four-star choice and Western Athletic League MVP was listed 10th among the nation's tight end prospects by ESPN.com…caught 33 passes for 625 yards and eight touchdowns in 2012…also recorded 80 tackles and 15.5 quarterback sacks as a linebacker his final year to be named to the Cal-Hi Sports all-state first team on defense.

Johnny Mundt, NFL Statistics

Regular Season

			Receiving					Rushing				
Year	**Team**	**G/S**	**No.**	**Yards**	**Avg.**	**Long**	**TD**	**Att.**	**Yards**	**Avg.**	**Long**	**TD**
2017	Los Angeles Rams	2/0	0	0	0.0	0	0	0	0	0.0	0	0
2018	Los Angeles Rams	10/0	1	5	5.0	5	0	0	0	0.0	0	0
2019	Los Angeles Rams	13/2	4	26	6.5	9	0	0	0	0.0	0	0
2020	Los Angeles Rams	12/1	4	52	13.0	34	0	0	0	0.0	0	0
Totals		**37/3**	**9**	**84**	**9.3**	**34**	**0**	**0**	**0**	**0.0**	**0**	**0**

Postseason

			Receiving					Rushing				
Year	**Team**	**G/S**	**No.**	**Yards**	**Avg.**	**Long**	**TD**	**Att.**	**Yards**	**Avg.**	**Long**	**TD**
2018	Los Angeles Rams	3/0	0	0	0.0	0	0	0	0	0.0	0	0
Totals		**3/0**	**0**	**0**	**0.0**	**0**	**0**	**0**	**0**	**0.0**	**0**	**0**

Additional Career Statistics: Special teams tackles: 2019 (3), Rams 2018 postseason (1). Forced Fumbles: 2019 (1).

Johnny Mundt, Game-By-Game

2020 Los Angeles Rams

			Receiving					Rushing				
Game	**W/L**	**P/S**	**No.**	**Yards**	**Avg.**	**Long**	**TD**	**Att.**	**Yards**	**Avg.**	**Long**	**TD**
Dal 9/13	W	1/0	0	0	0.0	0	0	0	0	0.0	0	0
at Phi 9/20	W	1/0	0	0	0.0	0	0	0	0	0.0	0	0
at Buf 9/27	L	1/0	0	0	0.0	0	0	0	0	0.0	0	0
NYG 10/4	W	1/0	1	5	5.0	5	0	0	0	0.0	0	0
at Was 10/11	W	1/0	0	0	0.0	0	0	0	0	0.0	0	0
at SF 10/18	L	1/0	0	0	0.0	0	0	0	0	0.0	0	0
Chi 10/26	W	1/1	3	48	16.0	34	0	0	0	0.0	0	0
at Mia 11/1	L	1/0	0	0	0.0	0	0	0	0	0.0	0	0
Sea 11/15	W	1/0	0	0	0.0	0	0	0	0	0.0	0	0
at TB 11/23	W	1/0	0	0	0.0	0	0	0	0	0.0	0	0
SF 11/29	L	1/0	0	0	0.0	0	0	0	0	0.0	0	0
at Ari 12/6	W	1/0	0	0	0.0	0	0	0	0	0.0	0	0
NE 12/10	-	0/0	0	0	0.0	0	0	0	0	0.0	0	0
NYJ 12/19	-	0/0	0	0	0.0	0	0	0	0	0.0	0	0
at Sea 12/27	-	0/0	0	0	0.0	0	0	0	0	0.0	0	0
Ari 1/3/21	-	0/0	0	0	0.0	0	0	0	0	0.0	0	0
Totals	**8-4**	**12/1**	**4**	**53**	**13.3**	**34**	**0**	**0**	**0**	**0.0**	**0**	**0**

2018 Los Angeles Rams

			Receiving					Rushing				
Game	**W/L**	**P/S**	**No.**	**Yards**	**Avg.**	**Long**	**TD**	**Att.**	**Yards**	**Avg.**	**Long**	**TD**
at Oak 9/10	W	1/0	0	0	0.0	0	0	0	0	0.0	0	0
Ari 9/16	W	1/0	0	0	0.0	0	0	0	0	0.0	0	0
LAC 9/23	W	1/0	0	0	0.0	0	0	0	0	0.0	0	0
Min 9/27	W	1/0	0	0	0.0	0	0	0	0	0.0	0	0
at Sea 10/7	W	1/0	0	0	0.0	0	0	0	0	0.0	0	0
at Den 10/14	W	1/0	0	0	0.0	0	0	0	0	0.0	0	0
at SF 10/21	W	1/0	0	0	0.0	0	0	0	0	0.0	0	0
GB 10/28	W	0/0				Inactive						
at NO 11/4	L	0/0				Inactive						
Sea 11/11	W	0/0				Inactive						
KC 11/19	W	0/0				Inactive						
at Det 12/2	W	0/0				Inactive						
at Chi 12/9	L	0/0				Inactive						
Phi 12/16	L	1/0	0	0	0.0	0	0	0	0	0.0	0	0
at Ari 12/23	W	1/0	0	0	0.0	0	0	0	0	0.0	0	0
SF 12/30	W	1/0	1	5	5.0	5	0	0	0	0.0	0	0
Totals	**13-3**	**10/0**	**1**	**5**	**5.0**	**5**	**0**	**0**	**0**	**0.0**	**0**	**0**

2018 Postseason

			Receiving					Rushing				
Game	**W/L**	**P/S**	**No.**	**Yards**	**Avg.**	**Long**	**TD**	**Att.**	**Yards**	**Avg.**	**Long**	**TD**
Dal 1/12/19 *	W	1/0	0	0	0.0	0	0	0	0	0.0	0	0
at NO 1/20/19 ^	W	1/0	0	0	0.0	0	0	0	0	0.0	0	0
NE 2/3/19 !	L	1/0	0	0	0.0	0	0	0	0	0.0	0	0
Totals	**2-1**	**3/0**	**0**	**0**	**0.0**	**0**	**0**	**0**	**0**	**0.0**	**0**	**0**

* Denotes NFC Divisional Playoff Game, ^ Denotes NFC Championship Game, ! Denotes Super Bowl LIII

2019 Los Angeles Rams

			Receiving					Rushing				
Game	**W/L**	**P/S**	**No.**	**Yards**	**Avg.**	**Long**	**TD**	**Att.**	**Yards**	**Avg.**	**Long**	**TD**
at Car 9/8	W	0/0				Inactive						
NO 9/15	W	0/0				Inactive						
at Cle 9/22	W	1/0	0	0	0.0	0	0	0	0	0.0	0	0
TB 9/29	L	0/0				Inactive						
at Sea 10/3	L	1/0	0	0	0.0	0	0	0	0	0.0	0	0
SF 10/13	L	1/0	0	0	0.0	0	0	0	0	0.0	0	0
at Atl 10/20	W	1/0	0	0	0.0	0	0	0	0	0.0	0	0
Cin 10/27	W	1/0	0	0	0.0	0	0	0	0	0.0	0	0
at Pit 11/10	L	1/0	1	9	9.0	9	0	0	0	0.0	0	0
Chi 11/17	W	1/1	0	0	0.0	0	0	0	0	0.0	0	0
Bal 11/25	L	1/0	0	0	0.0	0	0	0	0	0.0	0	0
at Ari 12/1	W	1/0	0	0	0.0	0	0	0	0	0.0	0	0
Sea 12/8	W	1/1	0	0	0.0	0	0	0	0	0.0	0	0
at Dal 12/15	L	1/0	2	15	7.5	9	0	0	0	0.0	0	0
SF 12/21	L	1/0	0	0	0.0	0	0	0	0	0.0	0	0
Ari 12/29	W	1/0	1	2	2.0	0	0	0	0	0.0	0	0
Totals	**9-7**	**13/2**	**4**	**26**	**6.5**	**9**	**0**	**0**	**0**	**0.0**	**0**	**0**

70 Joseph Noteboom

Offensive Line • TCU • Plano, Texas

Ht./Wt.: 6-5/321
NFL Exp.: 3 (3rd Rams)
GP/GS, (Playoffs): 28/11, (3/0)
Birth Date: 6/19/1995
Acquired: D3-'18 (No. 89 Overall)

Transactions: Selected by the Rams in the third round (89th overall) of the 2018 NFL Draft (4/27/18).

Pro: Third-year pro, has appeared in 28 regular season games with 11 starts...appeared in all 16 regular season and three postseason games as a rookie in 2018...earned his first career start at left guard in 2019 season opener at Carolina (9/8/19).

2020 Season: at Arizona (12/6): Started at left tackle...helped provide time for QB Jared Goff to throw for over 350 yards passing, completing passes to nine different pass catchers...**vs. San Francisco (11/29):** Started at left tackle..helped open the hole for RB Cam Akers to post a 61 yard rush, the longest rush by a Ram in the McVay era...**at Tampa Bay (11/23):** Made his first-career start at left tackle...helped provide a pocket for QB Jared Goff to throw for 376 yards on 51 attempts without allowing a single sack...**at Philadelphia (9/20):** Returned to the Rams active roster...stepped in at left tackle for the injured Andrew Whitworth... **at Philadelphia (9/20):** Started at left guard...helped Jared Goff complete 13 consecutuve completions to start the game...started the season at left guard...**vs. Dallas (9/13):** Started at left guard... helped the Rams amass 153 total rushing yards...as a unit, only allowed QB Jared Goff to be sacked once in the game.

2019 Season: Played in six games before being placed on injured reserve for the final 10 games of the season...**at Carolina (9/8):** Started at left guard...played in all 77 offensive snaps... guided the offense to gain 352 total yards...**vs. New Orleans (9/15):** Appeared in every offensive play and five special teams plays...**at Cleveland (9/22):** Appeared in all offensive snaps and five (21 percent) special teams snaps...contributed to an offensive line that helped gain 345 total offensive yards...**vs. Tampa Bay (9/29):** Appeared in every offensive snap...provided protection to help the offense gain 547 total yards...**at Seattle (10/3):** Appeared in all 67 snaps on offense...helped block for QB Jared Goff to throw for 395 yards with no sacks allowed...**vs. San Francisco (10/13):** Appeared in 10 offensive snaps (19 percent)...**at Atlanta (10/20):** Placed on injured reserve.

2018 Season: Contributed heavily on special teams and also filled in for the offensive line as a rookie behind veterans Rodger Saffold III and Andrew Whitworth...**at Oakland (9/10):** Made NFL debut...appeared in nine special teams plays...**vs. Chargers (9/23):** Appeared in three offensive plays and six special teams plays...**vs. Minnesota (9/27):** Played in seven special teams plays...**at Seattle (10/7):** Played in six special teams plays... **at Denver (10/14):** Appeared in five offensive plays and six special teams plays...**at San Francisco (10/21):** Played in 10 offensive snaps and seven special teams plays...**at New Orleans (11/4):** Appeared in seven special teams plays...**vs. Kansas City (11/19):** Appeared in nine special teams plays...**at Detroit (12/2):** Appeared in six special teams plays...**at Chicago (12/9):** Appeared in five offensive plays and three special teams plays... **at Arizona (12/23):** Appeared in eight offensive plays and six special teams plays...**vs. San Francisco (12/30):** Appeared in a career-high 47 offensive plays and eight special teams plays... filled in at left tackle for an injured Andrew Whitworth...was a part of five offensive scoring drives...**Divisional Round vs. Dallas (1/12/19):** Made postseason debut...appeared in seven special teams plays...**Championship Round at New Orleans (1/20/19):** Appeared in seven special teams plays...**Super Bowl LIII (2/3/19):** Appeared in two special teams plays.

College: Received Honorable Mention All-Big 12 as a senior in 2017…started all 14 games at left tackle in his final year at TCU… closed his career with 40 consecutive starts, representing every game over his final three seasons…became a four-time Academic All-Big 12 honoree with his first-team recognition…selected to play in the Reese's Senior Bowl and invited to the NFL Combine… started all 13 games at left tackle as a junior in 2016...named Second-Team Academic All-Big 12…as a sophomore in 2015, started all 13 games for TCU on the offensive line...received Second-Team All-Academic Big 12 honors...part of offensive line that allowed TCU to produce a 1,000-yard rusher and 1,000-yard receiver in the same season for just the second time in program history…played all 13 games as a redshirt freshman in 2014… named First-Team Academic All-Big 12...redshirted in his first season on campus in 2013.

Personal: Attended Plano High School where he was a First-Team District 10-5A selection as a senior...named to the *Associated Press* Class 5A honorable mention all-state as a senior.

Noteboom's Career Games/Starts:

Year	Teams	GP/GS
2020	Los Angeles Rams	6/5
2019	Los Angeles Rams	6/6
2018	Los Angeles Rams	16/0
	Postseason	*3/0*
Totals		**28/11**
Postseason		***3/0***

45 Ogbonnia Okoronkwo

Linebacker • Oklahoma • Houston, Texas

Ht./Wt.: 6-2/253
NFL Exp.: 2 (3rd Rams)
GP/GS, (Playoffs): 16/0, (0/0)
Birth Date: 4/24/1995
Acquired: D5B-'18 (No. 160 Overall)

Transactions: Activated from Physically Unable to Perform list (11/5/18)...placed on Physically Unable to Perform list (7/24/18)... selected by the Rams in the fifth round (160th overall) of the 2018 NFL Draft.

Pro: Appeared in 16 games in his career...tallied 2.5 career sacks.

2020 Season: at San Francisco (10/18): Returned to action after an elbow injury...**at San Francisco (10/18):** Declared inactive...**at Washington (10/11):** Played in 14 snaps on defense and 11 snaps on special teams...did not record any stats...**vs. New York Giants (10/4):** Recorded two solo tackles, 1.0 sack, one pass defensed and one quarterback hit...played in 30 snaps on defense...**at Buffalo (9/27):** Recorded one solo tackle and one tackle on special teams...**at Philadelphia (9/20):** Combined for a total of three tackles...recorded one tackle assist, while also seeing 20 snaps on defense and 16 snaps on special teams...**vs. Dallas (9/13):** Accounted for 16 snaps on defense (22 percent) and 18 snaps for special teams (72 percent)...did not record any stats.

2019 Season: Made his NFL debut in Week 6 against the San Francisco 49ers after he was declared inactive for the first five games of the season...saw action in 10 games...finished the season with six tackles (three solo) and 1.5 sacks...**at Carolina (9/8):** Declared inactive...**vs. New Orleans (9/15):** Declared inactive...**at Cleveland (9/22):** Declared inactive...**vs. Tampa Bay (9/29):** Declared inactive...**at Seattle (10/3):** Declared inactive... **vs. San Francisco (10/13):** Made his NFL debute...played 13 snaps (50 percent) on special teams and two defensive snaps (three percent)...did not record any statistics...**at Atlanta (10/20):** Recorded two solo tackles and a quarterback hit...played 23 defensive snaps (42 percent) and 13 special teams plays (28 percent)...**vs. Cincinnati (10/27):** Recorded his first-career sack, finished the game with 1.5 sacks...added two tackles (one solo)... tallied two QB hits...**at Pittsburgh (11/10):** Recorded one QB hit... **vs. Chicago (11/17):** Played 11 snaps (44 percent) on special teams and five defensive snaps (seven percent)...did not record any statistics...**vs. Baltimore (11/25):** Played seven defensive snaps (nine percent) and 17 special teams plays (63 percent)... **at Arizona (12/1):** Recorded two tackles (one solo)...**vs. Seattle (12/8):** Played 12 defensive snaps (18 percent) and 16 special teams plays (64 percent)...**at Dallas (12/15):** Played four snaps on special teams (six percent)...did not record any statistics... **at San Francisco (12/21):** Appeared in 21 special teams snaps (60 percent)...did not record any statistics...**vs. Arizona (12/29):** Declared inactive.

2018 Season: Declared inactive for the final seven regular season games and three postseason contests after being on the PUP list for the first nine games of rookie season.

College: Recorded 21.0 career sacks to rank second in Oklahoma University history by a linebacker and tied for seventh overall...as a senior in 2017, named First-Team All-American (Walter Camp)...Second-Team All-American (AP, FWAA, Sporting News)...semifinalist for the Bednarik Award, Butkus Award and Lott IMPACT Trophy...named the co-Big 12 Defensive Player of the Year and First-Team All-Big 12 by the league's coaches... started all 14 games...ranked second in Big 12 with 17.5 tackles for loss and third with 8.0 sacks...finished third on team with 76 tackles...in 2016, as a junior, named Second-Team All-Big 12 by league's coaches and AP...registered 9.0 sacks which was tied for the most in OU single-season history by a linebacker and were third most in Big 12 overall on year...led squad and tied for fifth in Big 12 with 12.0 tackles for loss, resulting in a total loss of 62 yards...as a sophomore in 2015, played in nine games...registered nine total tackles...added 2.0 sacks resulting in 12 yards lost...appeared in 11 games as a redshirt freshman in 2014...tallied eight tackles (four solo stops)...posted 2.0 sacks resulting in 19 yards lost...redshirted in 2013.

Personal: Pronounced "o-BO-ny-uh o-kor-RON-kwo"... graduated in December 2017 with a degree in African and African-American studies.

Ogbonnia Okoronkwo, NFL Statistics

Regular Season

Year	Team	G/S	Tackles Total	Solo	Asst.	Sacks	Yards	Interceptions Int.	Yards	Long	TD	PD	Fumbles FF	FR	Yards
2018	Los Angeles Rams	0/0	-	-	-	-	-	-	-	-	-	-	-	-	-
2019	Los Angeles Rams	10/0	6	3	3	1.5	8.0	0	0	0	0	0	0	0	0
2020	Los Angeles Rams	6/0	7	5	2	1.0	7.0	0	0	0	0	1	0	0	0
Total		**16/0**	**13**	**8**	**5**	**2.5**	**15.0**	**0**	**0**	**0**	**0**	**1**	**0**	**0**	**0**

Postseason

Year	Team	G/S	Tackles Total	Solo	Asst.	Sacks	Yards	Interceptions Int.	Yards	Long	TD	PD	Fumbles FF	FR	Yards
2018	Los Angeles Rams	0/0	-	-	-	-	-	-	-	-	-	-	-	-	-
Total		**0/0**	**-**	**-**	**-**	**-**	**-**	**-**	**-**	**-**	**-**	**-**	**-**	**-**	**-**

Additional Career Statistics: Special teams tackles: Rams: 2020 (1)

Ogbonnia Okoronkwo, Game-By-Game

2020 Los Angeles Rams

Game	W/L	P/S	T	S	A	Sk	Yds	Int	Yds	Lg	TD	PD	FF	FR	Yds
Dal 9/13	W	1/0	1	1	0	0.0	0.0	0	0	0	0	0	0	0	0
at Phi 9/20	W	1/0	3	1	2	0.0	0.0	0	0	0	0	0	0	0	0
at Buf 9/27	L	1/0	1	1	0	0.0	0.0	0	0	0	0	0	0	0	0
NYG 10/4	W	1/0	2	2	0	1.0	7.0	0	0	0	0	0	0	0	0
at Was 10/11	W	1/0	0	0	0	0.0	0.0	0	0	0	0	0	0	0	0
at SF 10/18	L	0/0	Inactive												
Chi 10/26	-	0/0	Injured Reserve												
at Mia 11/1	-	0/0	Injured Reserve												
Sea 11/15	-	0/0	Injured Reserve												
at TB 11/23	-	0/0	Injured Reserve												
SF 11/29	-	0/0	Injured Reserve												
at Ari 12/6	-	1/0	0	0	0	0.0	0.0	0	0	0	0	0	0	0	0
NE 12/10	-	0/0	0	0	0	0.0	0.0	0	0	0	0	0	0	0	0
NYJ 12/19	-	0/0	0	0	0	0.0	0.0	0	0	0	0	0	0	0	0
at Sea 12/27	-	0/0	0	0	0	0.0	0.0	0	0	0	0	0	0	0	0
Ari 1/3/21	-	0/0	0	0	2	0.0	0.0	0	0	0	0	0	0	0	0
Totals	**8-4**	**6/0**	**7**	**5**	**2**	**1.0**	**7.0**	**0**	**0**	**0**	**0**	**0**	**0**	**0**	**0**

2018 Los Angeles Rams

Game	W/L	P/S	T	S	A	Sk	Yds	Int	Yds	Lg	TD	PD	FF	FR	Yds
at Oak 9/10	W	0/0	Reserve/PUP List												
Ari 9/16	W	0/0	Reserve/PUP List												
LAC 9/23	W	0/0	Reserve/PUP List												
Min 9/27	W	0/0	Reserve/PUP List												
at Sea 10/7	W	0/0	Reserve/PUP List												
at Den 10/14	W	0/0	Reserve/PUP List												
at SF 10/21	W	0/0	Reserve/PUP List												
GB 10/28	W	0/0	Reserve/PUP List												
at NO 11/4	L	0/0	Reserve/PUP List												
Sea 11/11	W	0/0	Inactive												
KC 11/19	W	0/0	Inactive												
at Det 12/2	W	0/0	Inactive												
at Chi 12/9	L	0/0	Inactive												
Phi 12/16	L	0/0	Inactive												
at Ari 12/23	W	0/0	Inactive												
SF 12/30	W	0/0	Inactive												
Totals	**13-3**	**0/0**	**0**	**0**	**0**	**0.0**	**0.0**	**0**	**0**	**0**	**0**	**0**	**0**	**0**	**0**

2018 Postseason

Game	W/L	P/S	T	S	A	Sk	Yds	Int	Yds	Lg	TD	PD	FF	FR	Yds
Dal 1/12/19 *	W	0/0	Inactive												
at NO 1/20/19 ^	W	0/0	Inactive												
NE 2/3/2019 !	L	0/0	Inactive												
Totals	**2-1**	**0/0**	**0**	**0**	**0**	**0.0**	**0.0**	**0**	**0**	**0**	**0**	**0**	**0**	**0**	**0**

* Denotes NFC Divisional Playoff Game, ^ Denotes NFC Championship Playoff Game,
! Denotes Super Bowl LIII

2019 Los Angeles Rams

Game	W/L	P/S	T	S	A	Sk	Yds	Int	Yds	Lg	TD	PD	FF	FR	Yds
at Car 9/8	W	0/0	Inactive												
NO 9/15	W	0/0	Inactive												
at Cle 9/22	W	0/0	Inactive												
TB 9/29	L	0/0	Inactive												
at Sea 10/3	L	0/0	Inactive												
SF 10/13	L	1/0	0	0	0	0.0	0.0	0	0	0	0	0	0	0	0
at Atl 10/20	W	1/0	2	1	1	0.0	0.0	0	0	0	0	0	0	0	0
Cin 10/27	W	1/0	2	1	1	1.5	8.0	0	0	0	0	0	0	0	0
at Pit 11/10	L	1/0	0	0	0	0.0	0.0	0	0	0	0	0	0	0	0
Chi 11/17	W	1/0	0	0	0	0.0	0.0	0	0	0	0	0	0	0	0
Bal 11/25	L	1/0	0	0	0	0.0	0.0	0	0	0	0	0	0	0	0
at Ari 12/1	W	1/0	2	1	1	0.0	0.0	0	0	0	0	0	0	0	0
Sea 12/8	W	1/0	0	0	0	0.0	0.0	0	0	0	0	0	0	0	0
at Dal 12/15	L	1/0	0	0	0	0.0	0.0	0	0	0	0	0	0	0	0
at SF 12/21	L	1/0	0	0	0	0.0	0.0	0	0	0	0	0	0	0	0
Ari 12/29	W	0/0	Inactive												
Totals	**9-7**	**10/0**	**6**	**3**	**3**	**1.5**	**8.0**	**0**	**0**	**0**	**0**	**0**	**0**	**0**	**0**

20 Jalen Ramsey

Cornerback • Florida State • Smyrna, Tenn.

Ht./Wt.: 6-1/208
NFL Exp.: 5 (2nd Rams)
GP/GS, (Playoffs): 71/70, (3/3)
Birth Date: 10/24/1994
Acquired: T(JAX)-'19

Transactions: Traded to the Rams (10/15/19)...selected by Jacksonville in the first round (No. 5 overall) of the 2016 NFL draft.

Pro: Started 70-of-71 games played...recorded 276 tackles (240 solo)...three-time Pro Bowl selection (2018, 2019, 2020)... first-team All-Pro in 2017...tallied 11 games with multiple passes defensed while in Jacksonville, the most through three seasons of any player in franchise history.

2020 Season: Enters his fifth season in the NFL, second with the Rams...**at Arizona (12/6):** Started at corner...recorded two solo tackles...**vs. San Francisco (11/29):** Started at corner...recorded two assisted tackles...**at Tampa Bay (11/23):** Started at corner... recorded six tackles (four solo).....**vs. Seattle (11/15):** Started at corner back...recorded two solo tackles...**at Miami (11/1):** Did not play...**vs. Chicago (10/26):** Started at corner...recorded four solo tackles...snared his first interception of the season...**at San Francisco (10/18):** Started at cornerback...finished with four tackles (three solo)...added one tackle for loss...**at Washington (10/11):** Started at cornerback...saw all 54 snaps on defense and two snaps on special teams...contributed to a defense that held Washington to only 111 passing yards...**vs. New York Giants (10/4):** Posted five tackles (four solo) and a tackle for loss while seeing 68 snaps on defense...**at Buffalo (9/27):** Played all 62 defensive snaps...recorded one tackle and one pass defensed... **at Philadelphia (9/20):** Played all 71 defensive snaps...registered one solo tackle...**vs. Dallas (9/13):** Started at cornerback...posted six solo tackles...added one pass defensed in the fourth quarter.

2019 Season: Traded to the Rams in Week 7...selected to the Pro Bowl for the third-conesecutive season...Started 11-of-12 games played...recorded 50 tackles (44 solo)...tallied five passes defensed...forced one fumble and added one interception... **vs. Kansas City (9/8):** Started at cornerback for the Jaguars... registered five solo tackles...**at Houston (9/15):** Started at cornerback for the Jaguars...totaled four solo tackles and one pass defensed...**vs. Tennessee (9/19):** Started at cornerback for the Jaguars...tied a career-high with eight tackles (five solo)...forced one fumble...**at Denver (9/29):** Declared inactive with Jacksonville...**at Carolina (10/6):** Declared inactive with Jacksonville...**vs. New Orleans (10/13):** Declared inactive with Jacksonville...**at Atlanta (10/20):** Made his Rams debut... played 36 snaps (65 percent) off the bench...recorded four solo tackles...forced one fumble...helped limit Falcons QB Matt Ryan to a season-low 159 yards passing...**vs. Cincinnati (10/27):** Started at cornerback...recorded six solo tackles...**at Pittsburgh (11/10):** Started at cornerback...recorded three solo tackles...**vs. Chicago (11/17):** Started at cornerback...recorded four tackles (three solo)...added one pass defensed...**vs. Baltimore (11/25):** Started at cornerback...totaled six solo tackles...added one pass defensed...**at Arizona (12/1):** Started at cornerback...appeared in 39 defensive snaps (61 percent)...contributed to a secondary that did not allow a receiving touchdown...**vs. Seattle (12/8):** Started at cornerback...tallied four solo tackles...**at Dallas (12/15):** Started at cornerback...recorded one solo tackle...**at San Francisco (12/21):** Started at cornerback...recorded his first interception as a Ram...tallied four solo tackles and added one pass defensed... **vs. Arizona (12/29):** Declared inactive.

2018 Season: Started all 16 games for third-consecutive

season...earned second-consecutive Pro Bowl nod after recording 65 tackles (62 solo), three interceptions and 13 passes defensed... **at New York Giants (9/9):** Started at cornerback...recorded five tackles (four solo)...**vs. New England (9/16):** Started at cornerback...registered three solo tackles...**vs. Tennessee (9/23):** Started at cornerback...tallied four solo tackles...**vs. New York Jets (9/30):** Started at cornerback...recorded one solo tackle and one pass defensed...**at Kansas City (10/7):** Started at cornerback... registered four solo tackles...**at Dallas (10/14):** Started at cornerback...tallied four tackles (three solo)...added one pass defensed...**vs. Houston (10/21):** Started at cornerback...recorded one solo tackle and one pass defensed...**vs. Philadelphia (10/28):** Started at cornerback...registered three solo tackles... tallied one pass defensed and recorded first interception of the season...**at Indianapolis (11/11):** Started at cornerback... finished with five solo tackles...**vs. Pittsburgh (11/18):** Started at cornerback...recorded a season-high eight solo tackles... tallied three passes defensed and added two interceptions... **at Buffalo (11/25):** Started at cornerback...tallied four tackles (three solo)...added one pass defensed...**vs. Indianapolis (12/2):** Started at cornerback...recorded six solo tackles...added two passes defensed...**at Tennessee (12/6):** Started at cornerback... registered five solo tackles...**vs. Washington (12/16):** Started at cornerback...tallied four solo tackles...had one pass defensed...**at Miami (12/23):** Started at cornerback...had three solo tackles... **at Houston (12/30):** Started at cornerback...recorded five solo tackles...added two passes defensed.

2017 Season: Part of a secondary that was ranked the top passing defense in the NFL...recorded 63 tackles (52 solo), 17 passes defensed and four interceptions en route to his first Pro Bowl appearance and an AFC Championship game appearance... started all 16 regular season games and three postseason contests...**at Houston (9/10):** Started at cornerback...recorded three tackles (two solo)...added three passes defensed... **vs. Tennessee (9/17):** Started at cornerback...had two solo tackles... **vs. Baltimore (9/24):** Started at cornerback...tallied two solo tackles...added one pass defensed and his first interception of the season...**at New York Jets (10/1):** Started at cornerback...tallied four solo tackles...picked up one pass defensed...**at Pittsburgh (10/8):** Started at cornerback...registered seven solo tackles... recorded a season-best four passes defensed and his second interception of the season...**vs. LA Rams (10/15):** Started at cornerback...recorded three tackles (one solo)...**at Indianapolis (10/22):** Started at cornerback...registered four solo tackles... added two passes defensed...**vs. Cincinnati (11/5):** Started at cornerback...tallied four solo tackles...had two passes defensed... **vs. LA Chargers (11/12):** Started at cornerback...registered four tackles (three solo)...tallied two passes defensed...**at Cleveland**

(11/19): Started at cornerback...tallied six tackles (four solo) and one pass defensed...**at Arizona (11/26):** Started at cornerback... recorded six solo tackles...**vs. Indianapolis (12/3):** Started at cornerback...registered five tackles (four solo)...added two passes defensed and second interception of the season...**vs. Seattle (12/10):** Started at cornerback...registered two solo tackles...added one pass defensed and an interception in second consecutive game...**vs. Houston (12/17):** Started at cornerback... finished with four solo tackles...**at San Francisco (12/24):** Started at cornerback...tied a season high with seven tackles (four solo)...**at Tennessee (12/31):** Started at cornerback...registered three tackles (two solo)...**Wild Card vs. Buffalo (1/7):** Started at cornerback...recorded two solo tackles...added one passe defensed and tallied the first interception of his postseason career... **Divisional Round at Pittsburgh (1/14):** Started at cornerback...tallied four tackles (three solo)...**AFC Championship at New England (1/21):** Started at cornerback...tallied two solo tackles.

2016 Season: Led all NFL rookies with 14 passes defensed... one-of-four rookies to return an interception for a touchdown... named AFC Defensive Player of the Week for Week 16 after registering four solo tackles, four passes defensed and an interception returned for a touchdown...became the second rookie in the previous eight seasons to tally 50-plus tackles, at least one pick-six and one forced fumble in their rookie season... **vs. Green Bay (9/11):** Started at cornerback...registered three tackles (two solo) in NFL debut...**at San Diego (9/18):** Started at cornerback...tallied six solo tackles...**vs. Baltimore (9/25):** Started at cornerback...recorded five tackles (four solo)...**vs. Indianapolis (10/2):** Started at cornerback...tallied four solo tackles...**at Chicago (10/16):** Started at cornerback...recorded two solo tackles and added the first pass defensed of his professional career...**vs. Oakland (10/23):** Started at cornerback...registered two solo tackles...**at Tennessee (10/27):** Started at cornerback... registered a career-high eight tackles (four solo)...**at Kansas City (11/6):** Started at cornerback...tallied two tackles (one solo)... **vs. Houston (11/13):** Started at cornerback...recorded six solo tackles...**at Detroit (11/20):** Started at cornerback...tallied six tackles (five solo)...**at Buffalo (11/27):** Started at cornerback... recorded three solo tackles...**vs. Denver (12/4):** Started at cornerback...had four tackles (three solo)...added two passes defensed...**vs. Minnesota (12/11):** Started at cornerback...tallied two tackles (one solo)...had one pass defensed...**at Houston (12/18):** Started at cornerback...registered four solo tackles... recorded first forced fumble of his career...had a career-high five passes defensed...tallied first interception of his professional career...**vs. Tennessee (12/24):** Started at cornerback...had four solo tackles...added four passes defensed and an interception in his second-consecutive game... **at Indianapolis (1/1):** Started at cornerback...tallied four solo tackles...added one pass defensed.

College: Started all 41 games during three years at Florida State...finished career with 180 tackles (119 solo), 23 passes defensed, 15.5 tackles for loss, 5.0 sacks, three forced fumbles, three interceptions and two fumble recoveries...became Florida State's 36th consensus All-American...All-ACC First-Team, AFCA First-Team All-America, Walter Camp First-Team All-America, ESPN.com First-Team All-America in final collegiate season.

Personal: Attended Brentwood (Tenn.) Academy, where he was rated a five-star prospect by both Rivals.com and Scout.com... was a four-star recruit according to ESPN and 247Sports...U.S. Army All-America selection.

Jalen Ramsey, NFL Statistics

Regular Season

		Tackles					Interceptions						Fumbles		
Year	**Team**	**G/S**	**Total**	**Solo**	**Asst.**	**Sacks**	**Yards**	**Int.**	**Yards**	**Long**	**TD**	**PD**	**FF**	**FR**	**Yards**
2016	Jacksonville Jaguars	16/16	65	55	10	0.0	0.0	2	65	35	1	14	1	0	0
2017	Jacksonville Jaguars	16/16	63	52	11	0.0	0.0	4	34	18	0	17	0	0	0
2018	Jacksonville Jaguars	16/16	65	62	3	0.0	0.0	3	0	0	0	13	0	0	0
2019	Jaguars/Rams	12/11	50	44	6	0.0	0.0	1	13	0	0	5	2	0	0
2020	Los Angeles Rams	11/11	33	27	6	0.0	0.0	1	0	0	0	2	0	0	0
Totals		**71/70**	**276**	**240**	**36**	**0.0**	**0.0**	**11**	**112**	**35**	**1**	**51**	**3**	**0**	**0**

Postseason

		Tackles					Interceptions						Fumbles		
Year	**Team**	**G/S**	**Total**	**Solo**	**Asst.**	**Sacks**	**Yards**	**Int.**	**Yards**	**Long**	**TD**	**PD**	**FF**	**FR**	**Yards**
2017	Jacksonville Jaguars	3/3	8	7	1	0.0	0.0	1	2	2	0	1	0	0	0
Totals		**3/3**	**8**	**7**	**1**	**0.0**	**0.0**	**1**	**2**	**2**	**0**	**0**	**0**	**0**	**0**

Jalen Ramsey, Game-By-Game

2020 Los Angeles Rams

Game	W/L	P/S	T	S	A	Sk	Yds	Int	Yds	Lg	TD	PD	FF	FR	Yds
Dal 9/13	W	1/1	6	6	0	0.0	0.0	0	0	0	0	1	0	0	0
at Phi 9/20	W	1/1	1	1	0	0.0	0.0	0	0	0	0	0	0	0	0
at Buf 9/27	L	1/1	1	1	0	0.0	0.0	0	0	0	0	1	0	0	0
NYG 10/4	W	1/1	5	4	1	0.0	0.0	0	0	0	0	0	0	0	0
at Was 10/11	W	1/1	0	0	0	0.0	0.0	0	0	0	0	0	0	0	0
at SF 10/18	L	1/1	4	3	1	0.0	0.0	0	0	0	0	0	0	0	0
Chi 10/26	W	1/1	5	5	0	0.0	0.0	1	0	0	0	1	0	0	0
at Mia 11/1	L	Did not play													
Sea 11/15	W	1/1	2	2	0	0.0	0.0	0	0	0	0	0	0	0	0
at TB 11/23	W	1/1	6	4	2	0.0	0.0	0	0	0	0	0	0	0	0
SF 11/29	L	1/1	2	0	2	0.0	0.0	0	0	0	0	0	0	0	0
at Ari 12/6	W	1/1	2	2	0	0.0	0.0	0	0	0	0	0	0	0	0
NE 12/10	-	0/0	0	0	0	0.0	0.0	0	0	0	0	0	0	0	0
NYJ 12/19	-	0/0	0	0	0	0.0	0.0	0	0	0	0	0	0	0	0
at Sea 12/27	-	0/0	0	0	0	0.0	0.0	0	0	0	0	0	0	0	0
Ari 1/3/21	-	0/0	0	0	0	0.0	0.0	0	0	0	0	0	0	0	0
Totals	**8-4**	**11/11**	**33**	**27**	**6**	**0.0**	**0.0**	**1**	**0**	**0**	**0**	**3**	**0**	**0**	**0**

2018 Jacksonville Jaguars

Game	W/L	P/S	T	S	A	Sk	Yds	Int	Yds	Lg	TD	PD	FF	FR	Yds
at NYG 9/9	W	1/1	5	4	1	0.0	0	0	0	0	0	0	0	0	0
NE 9/16	W	1/1	3	3	0	0.0	0	0	0	0	0	0	0	0	0
Ten 9/23	L	1/1	4	4	0	0.0	0	0	0	0	0	0	0	0	0
NYJ 9/30	W	1/1	1	1	0	0.0	0	0	0	0	0	1	0	0	0
at KC 10/7	L	1/1	4	4	0	0.0	0	0	0	0	0	0	0	0	0
at Dal 10/14	L	1/1	4	3	1	0.0	0	0	0	0	0	1	0	0	0
Hou 10/21	L	1/1	1	1	0	0.0	0	0	0	0	0	1	0	0	0
Phi 10/28	L	1/1	3	3	0	0.0	0	1	0	0	0	1	0	0	0
at Ind 11/11	L	1/1	5	5	0	0.0	0	0	0	0	0	0	0	0	0
Pit 11/18	L	1/1	8	8	0	0.0	0	2	0	0	0	3	0	0	0
at Buf 11/25	L	1/1	4	3	1	0.0	0	0	0	0	0	1	0	0	0
Ind 12/2	W	1/1	6	6	0	0.0	0	0	0	0	0	2	0	0	0
at Ten 12/6	L	1/1	5	5	0	0.0	0	0	0	0	0	0	0	0	0
Was 12/16	L	1/1	4	4	0	0.0	0	0	0	0	0	1	0	0	0
at Mia 12/23	W	1/1	3	3	0	0.0	0	0	0	0	0	0	0	0	0
at Hou 12/30	L	1/1	5	5	0	0.0	0	0	0	0	0	2	0	0	0
Totals	**5-11**	**16/16**	**65**	**62**	**3**	**0.0**	**0**	**3**	**0**	**0**	**0**	**13**	**0**	**0**	**0**

2016 Jacksonville Jaguars

Game	W/L	P/S	T	S	A	Sk	Yds	Int	Yds	Lg	TD	PD	FF	FR	Yds
GB 9/11	L	1/1	3	2	1	0.0	0	0	0	0	0	0	0	0	0
at SD 9/18	L	1/1	6	6	0	0.0	0	0	0	0	0	0	0	0	0
Bal 9/25	L	1/1	5	4	1	0.0	0	0	0	0	0	0	0	0	0
Ind 10/2	W	1/1	4	4	0	0.0	0	0	0	0	0	0	0	0	0
at Chi 10/16	W	1/1	2	2	0	0.0	0	0	0	0	0	1	0	0	0
Oak 10/23	L	1/1	2	2	0	0.0	0	0	0	0	0	0	0	0	0
at Ten 10/27	L	1/1	8	4	4	0.0	0	0	0	0	0	0	0	0	0
at KC 11/6	L	1/1	2	1	1	0.0	0	0	0	0	0	0	0	0	0
Hou 11/13	L	1/1	6	6	0	0.0	0	0	0	0	0	0	0	0	0
at Det 11/20	L	1/1	6	5	1	0.0	0	0	0	0	0	0	0	0	0
at Buf 11/27	L	1/1	3	3	0	0.0	0	0	0	0	0	0	0	0	0
Den 12/4	L	1/1	4	3	1	0.0	0	0	0	0	0	2	0	0	0
Min 12/11	L	1/1	2	1	1	0.0	0	0	0	0	0	1	0	0	0
at Hou 12/18	L	1/1	4	4	0	0.0	0	1	35	35	0	5	1	0	0
Ten 12/24	W	1/1	4	4	0	0.0	0	1	30	30	1	4	0	0	0
at Ind 1/1	L	1/1	4	4	0	0.0	0	0	0	0	0	1	0	0	0
Totals	**3-13**	**16/16**	**65**	**55**	**10**	**0.0**	**0**	**2**	**65**	**35**	**1**	**14**	**1**	**0**	**0**

2019 Jacksonville Jaguars/Los Angeles Rams

Game	W/L	P/S	T	S	A	Sk	Yds	Int	Yds	Lg	TD	PD	FF	FR	Yds
KC 9/8	L	1/1	5	5	0	0.0	0.0	0	0	0	0	0	0	0	0
at Hou 9/15	L	1/1	4	4	0	0.0	0.0	0	0	0	0	1	0	0	0
Ten 9/19	W	1/1	8	4	4	0.0	0.0	0	0	0	0	0	1	0	0
at Den 9/29	W	Inactive													
at Car 10/6	L	Inactive													
NO 10/13	L	Inactive													
at Atl 10/20	W	1/0	4	4	0	0.0	0.0	0	0	0	0	0	1	0	0
Cin 10/27	W	1/1	7	6	1	0.0	0.0	0	0	0	0	0	0	0	0
at Pit 11/10	L	1/1	3	3	0	0.0	0.0	0	0	0	0	0	0	0	0
Chi 11/17	W	1/1	4	3	1	0.0	0.0	0	0	0	0	1	0	0	0
Bal 11/25	L	1/1	6	6	0	0.0	0.0	0	0	0	0	1	0	0	0
at Ari 12/1	W	1/1	0	0	0	0.0	0.0	0	0	0	0	0	0	0	0
Sea 12/8	W	1/1	4	4	0	0.0	0.0	0	0	0	0	0	0	0	0
at Dal 12/15	L	1/1	1	1	0	0.0	0.0	0	0	0	0	0	0	0	0
at SF 12/21	L	1/1	4	4	0	0.0	0.0	1	13	13	0	2	0	0	0
Ari 12/29	W	Inactive													
Totals	**8-9**	**12/11**	**50**	**44**	**6**	**0.0**	**0.0**	**1**	**13**	**13**	**0**	**5**	**2**	**0**	**0**

2017 Jacksonville Jaguars

Game	W/L	P/S	T	S	A	Sk	Yds	Int	Yds	Lg	TD	PD	FF	FR	Yds
at Hou 9/10	W	1/1	3	2	1	0.0	0	0	0	0	0	3	0	0	0
Ten 9/17	L	1/1	2	2	0	0.0	0	0	0	0	0	0	0	0	0
Bal 9/24	W	1/1	2	2	0	0.0	0	1	1	1	0	1	0	0	0
at NYJ 10/1	L	1/1	4	4	0	0.0	0	0	0	0	0	1	0	0	0
at Pit 10/8	W	1/1	7	7	0	0.0	0	1	15	15	0	4	0	0	0
LA 10/15	L	1/1	3	1	2	0.0	0	0	0	0	0	0	0	0	0
at Ind 10/22	W	1/1	4	4	0	0.0	0	0	0	0	0	2	0	0	0
Cin 11/5	W	1/1	1	1	0	0.0	0	0	0	0	0	0	0	0	0
LAC 11/12	W	1/1	4	3	1	0.0	0	0	0	0	0	2	0	0	0
at Cle 11/19	W	1/1	6	4	2	0.0	0	0	0	0	0	1	0	0	0
at Ari 11/26	L	1/1	6	6	0	0.0	0	0	0	0	0	0	0	0	0
Ind 12/3	W	1/1	5	4	1	0.0	0	1	18	18	0	2	0	0	0
Sea 12/10	W	1/1	2	2	0	0.0	0	1	0	0	0	1	0	0	0
Hou 12/17	W	1/1	4	4	0	0.0	0	0	0	0	0	0	0	0	0
at SF 12/24	L	1/1	3	4	3	0.0	0	0	0	0	0	0	0	0	0
at Ten 12/31	L	1/1	7	2	1	0.0	0	0	0	0	0	0	0	0	0
Totals	**10/6**	**16/16**	**63**	**52**	**11**	**0.0**	**0**	**4**	**34**	**18**	**0**	**17**	**0**	**0**	**0**

2017 Postseason

Game	W/L	P/S	T	S	A	Sk	Yds	Int	Yds	Lg	TD	PD	FF	FR	Yds
Buf 1/7*	W	1/1	2	2	0	0.0	0	1	2	2	0	1	0	0	0
at Pit 1/14^	W	1/1	4	3	1	0.0	0	0	0	0	0	0	0	0	0
at NE 1/21!	L	1/1	2	2	0	0.0	0	0	0	0	0	0	0	0	0
Totals	**2-1**	**3/3**	**8**	**7**	**1**	**0.0**	**0**	**1**	**2**	**2**	**0**	**1**	**0**	**0**	**0**

* Denotes AFC Wild Card Game, ^ Denotes AFC Divisional Round Game, ! Denotes AFC Championship Game

51 Troy Reeder

Linebacker • Delaware • Hockessin, Del.

Ht./Wt.: 6-3/245
NFL Exp.: 2 (2nd Rams)
GP/GS, (Playoffs): 28/11, (0/0)
Birth Date: 9/13/1994
Acquired: UDFA-'19

Transactions: Signed by the Rams as an undrafted rookie free agent (5/14/19).

Pro: Has appeared in 28 games with 11 starts in his career...tallied 91 tackles (58 solo) and forced two fumbles...tallied the second-most tackles by a rookie in a single game in 2019 when he tallied 13 in Week 5 game at Seattle.

2020 Season: at Arizona (12/6): Started at linebacker...led the team with 10 tackles (six solo)...added one pass defensed...**vs. San Francisco (11/29):** Started at inside linebacker...recorded a career-best 15 tackles (12 solo)...added one tackle for loss...**at Tampa Bay (11/23):** Played six defensive snaps and 20 special teams plays...did not record any stats...**vs. Seattle (11/15):** Playes 16 special teams snaps...recorded two special teams tackles...**at Miami (11/1):** Played 21 special teams snaps (66 percent)...did not record any stats...**vs. Chicago (10/26):** Played 18 special teams snaps (72 percent)...recorded two special teams tackles...**at San Francisco (10/18):** Played 20 special teams snaps...recorded one special teams tackle...**at Washington (10/11):** Started at linebacker...combined for 10 tackles (seven solo)...recorded 3.0 sacks for a loss of 12 yards, with his first career sack taking down Washington's QB Kyle Allen in the first quarter...added two tackles for loss...one special teams tackle...**vs. New York Giants (10/4):** Recorded three tackles on defense (one solo)...saw 18 snaps on defense and 17 snaps on special teams...**at Buffalo (9/27):** Saw 14 snaps on special teams (58 percent)...assisted with one special teams tackle...**at Philadelphia (9/20):** Played 15 snaps on special teams (60 percent)...did not record any stats...**vs. Dallas (9/13):** Assisted with one tackle on special teams.

2019 Season: Started eight-of-16 games played...totaled 53 tackles (32 solo)...forced two fumbles...one-of-three Rams defenders to make the roster in 2019 after joining the team as an undrafted free agent...**at Carolina (9/8):** Played 17 snaps (51 percent) on special teams...**vs. New Orleans (9/15):** Played 15 snaps on special teams...did not record any stats...**at Cleveland (9/22):** Appeared in 12 snaps on special teams...did not record any statistics...**vs. Tampa Bay (9/29):** Recorded his first career tackle...finsished the game with three total tackles (two solo)...**at Seattle (10/3):** Made his first career start at linebacker...totaled a team-high 13 tackles (eight solo)...**vs. San Francisco (10/13):** Started at linebacker...tallied 10 tackles (seven solo)...**at Atlanta (10/20):** Started at linebacker...forced one fumble on special teams...recorded five tackles (one solo) on defense...**vs. Cincinnati (10/27):** Appeared in 15 special teams plays (62 percent)...played 10 snaps on defense (12 percent)...**at Pittsburgh (11/10):** Started at linebacker...recorded one solo tackle...**vs. Chicago (11/17):** Assisted on one tackle...**vs. Baltimore (11/25):** Appeared in 24 special teams plays (89 percent) while playing one snap defensively...**at Arizona (12/1):** Started at linebacker...tallied six tackles (five solo)...**vs. Seattle (12/8):** Assisted on one tackle...**at San Francisco (12/21):** Started at linebacker...tallied three tackles (two solo)...**vs. Arizona (12/29):** Started at linebacker...tallied five tackles (three solo)...forced one fumble...added one tackle on special teams.

College: In his three seasons at Delaware, totaled 283 tackles...currently ranks 22nd all-time at Delaware in total tackles...earned First-Team All-CAA honors all three years as a Blue Hen...in 2018, earned All-American accolades after recording 131 tackles on the year, the fifth-most in a single-season ever by a Delaware player....named a finalist for the Buck Buchanan Award, given to FCS' top defensive player...as a junior in 2017, started all 11 games at outside linebacker for the Blue Hens named First-Team All-CAA...finished the season ranked first on the team in tackles with 89 (34 solo)...added 1.5 sacks, seven tackles for loss, one forced fumble, one fumble recovery, one interception, three pass breakups...blocked one kick on special teams...fielded one punt return for 20 yards...in 2016, started all 11 games at outside linebacker after transferring from Penn State...earned honorable mention Hero Sports Sophomore All-American honors....named Second-Team All-CAA honors...finished second on the team with 63 tackles (36 solo)...added 1.0 sack, 4.5 tackles for loss, two interceptions, one pass breakup and two forced fumbles, one fumble recovery, and a blocked kick...in 2015, at Penn State, started at outside linebacker in 11 games as a redshirt freshman...earned First-Team Freshman All-Big 10 and Second-Team Freshman All-American honors...ranked fourth on the team with 67 tackles...added 5.5 tackles for loss and an interception...redshirted as a true freshman at Penn State in 2014.

Personal: Reeder was an honor student as a finance major at Delaware...career objective is to work in real estate investment and development...his father, Dan, played fullback and linebacker at Delaware and played two seasons in the NFL with the Los Angeles Raiders (fifth-round draft pick) and Pittsburgh Steelers as a fullback.

Troy Reeder, NFL Statistics

Regular Season

		Tackles					Interceptions						Fumbles		
Year	**Team**	**G/S**	**Total**	**Solo**	**Asst.**	**Sacks**	**Yards**	**Int.**	**Yards**	**Long**	**TD**	**PD**	**FF**	**FR**	**Yards**
2019	Los Angeles Rams	16/8	53	32	21	0.0	0.0	0	0	0	0	0	2	0	0
2020	Los Angeles Rams	12/3	38	26	12	3.0	12.0	0	0	0	0	1	0	0	0
Totals		**28/11**	**91**	**58**	**33**	**3.0**	**12.0**	**0**	**0**	**0**	**0**	**1**	**2**	**0**	**0**

Additional Career Statistics: Special teams tackles: Rams: 2020 (8), 2019 (6)

Troy Reeder, Game-By-Game

2020 Los Angeles Rams

Game	W/L	P/S	T	S	A	Sk	Yds	Int	Yds	Lg	TD	PD	FF	FR	Yds
Dal 9/13	W	1/0	0	0	0	0.0	0.0	0	0	0	0	0	0	0	0
at Phi 9/20	W	1/0	0	0	0	0.0	0.0	0	0	0	0	0	0	0	0
at Buf 9/27	L	1/0	0	0	0	0.0	0.0	0	0	0	0	0	0	0	0
NYG 10/4	W	1/0	3	1	2	0.0	0.0	0	0	0	0	0	0	0	0
at Was 10/11	W	1/1	10	7	3	3.0	12.0	0	0	0	0	0	0	0	0
at SF 10/18	L	1/0	0	0	0	0.0	0.0	0	0	0	0	0	0	0	0
Chi 10/26	W	1/0	0	0	0	0.0	0.0	0	0	0	0	0	0	0	0
at Mia 11/1	L	1/0	0	0	0	0.0	0.0	0	0	0	0	0	0	0	0
Sea 11/15	W	1/0	0	0	0	0.0	0.0	0	0	0	0	0	0	0	0
at TB 11/23	L	1/1	15	12	3	0.0	0.0	0	0	0	0	0	0	0	0
SF 11/29	W	1/1	10	6	4	0.0	0.0	0	0	0	0	1	0	0	0
at Ari 12/6	-	0/0	0	0	0	0.0	0.0	0	0	0	0	0	0	0	0
NE 12/10	-	0/0	0	0	0	0.0	0.0	0	0	0	0	0	0	0	0
NYJ 12/19	-	0/0	0	0	0	0.0	0.0	0	0	0	0	0	0	0	0
at Sea 12/27	-	0/0	0	0	0	0.0	0.0	0	0	0	0	0	0	0	0
Ari 1/3/21	-	0/0	0	0	2	0.0	0.0	0	0	0	0	0	0	0	0
Totals	**8-4**	**12/3**	**38**	**26**	**12**	**3.0**	**12.0**	**0**	**0**	**0**	**0**	**1**	**0**	**0**	**0**

2019 Los Angeles Rams

Game	W/L	P/S	T	S	A	Sk	Yds	Int	Yds	Lg	TD	PD	FF	FR	Yds
at Car 9/8	W	1/0	0	0	0	0.0	0.0	0	0	0	0	0	0	0	0
NO 9/15	W	1/0	0	0	0	0.0	0.0	0	0	0	0	0	0	0	0
at Cle 9/22	W	1/0	0	0	0	0.0	0.0	0	0	0	0	0	0	0	0
TB 9/29	L	1/0	3	2	1	0.0	0.0	0	0	0	0	0	0	0	0
at Sea 10/3	L	1/1	13	8	5	0.0	0.0	0	0	0	0	0	0	0	0
SF 10/13	L	1/1	10	7	3	0.0	0.0	0	0	0	0	0	0	0	0
at Atl 10/20	W	1/1	5	1	4	0.0	0.0	0	0	0	0	0	1	0	0
Cin 10/27	W	1/0	0	0	0	0.0	0.0	0	0	0	0	0	0	0	0
at Pit 11/10	L	1/1	1	1	0	0.0	0.0	0	0	0	0	0	0	0	0
Chi 11/17	W	1/0	1	0	1	0.0	0.0	0	0	0	0	0	0	0	0
Bal 11/25	L	1/0	0	0	0	0.0	0.0	0	0	0	0	0	0	0	0
at Ari 12/1	W	1/1	6	5	1	0.0	0.0	0	0	0	0	0	0	0	0
Sea 12/8	W	1/0	1	0	1	0.0	0.0	0	0	0	0	0	0	0	0
at Dal 12/15	L	1/0	5	3	2	0.0	0.0	0	0	0	0	0	0	0	0
at SF 12/21	L	1/1	3	2	1	0.0	0.0	0	0	0	0	0	0	0	0
Ari 12/29	W	1/1	5	3	2	0.0	0.0	0	0	0	0	0	1	0	0
Totals	**9-7**	**16/8**	**53**	**32**	**21**	**0.0**	**0.0**	**0**	**0**	**0**	**0**	**0**	**2**	**0**	**0**

11 Josh Reynolds

Wide Receiver • Texas A&M • San Antonio, Texas

Ht./Wt.: 6-3/196
NFL Exp.: 4 (4th Rams)
GP/GS: (Playoffs): 60/21, (4/2)
Birth Date: 2/16/1995
Acquired: D4A-'17 (No. 117 Overall)

Transactions: Selected by the Rams in the fourth round (117th overall) of the 2017 NFL Draft (4/30/17).

Pro: Fourth-year pro, has played in all 60 regular season games (21 starts) and four postseason contests (two starts) since being drafted by the Rams in 2017...tallied 100 career receptions for 1,341 yards and nine touchdowns.

2020 Season: Enters his fourth season with the Rams... **at Arizona (12/6):** Started at wide receiver...caught one pass for 21 yards...**vs. San Francisco (11/29):** Started at wide receiver... caught five passes for 40 yards...**at Tampa Bay (11/23):** Started at wide receiver...caugh three passes for 32 yards...**vs. Seattle (11/15):** Started at wide receiver...tallied a career-high 94 yards receiving on eight receptions (11.8 yards per reception)...**at Miami (11/1):** Started at wide receiver...caught four passes for 44 yards...**vs. Chicago (10/26):** Caught four passes for 52 yards (13.0 yards/reception)...added one touchdown grab...**at San Francisco (10/18):** Started at wide receiver...hauled in a career-long 40-yard touchdown strike...finished with two catches for 45 yards and a touchdown...**at Washington (10/11):** Started at wide receiver...caught two passes for 46 yards with a long of 29...saw 49 snaps on offense and one snap on special teams...**vs. New York Giants (10/4):** Caught three passes for 25 yards, including a long of 11 yards...played 30 offensive snaps...**at Buffalo (9/27):** Posted four receptions for 60 yards with a long of 23 yards... **at Philadelphia (9/20):** Started at wide receiver...targeted twice throughout the game...completed both receptions for a total of 33 yards...longest catch of the game was for 20 yards...**vs. Dallas (9/13):** Started at wide receiver...finished with one catch for 17 yards on only target.

2019 Season: Played in all 16 games with two starts...finished the season with 21 receptions, 327 receiving yards and one touchdown..**at Carolina (9/8):** Targeted twice in Week 1 win over Carolina...did not record any statistics...**vs. New Orleans (9/15):** Saw action at wide receiver and on special teams...**at Cleveland (9/22):** Targeted once in Week 3 win over Cleveland...**vs. Tampa Bay (9/29):** Caught his first reception of the season for 22 yards... played 11 special teams snaps (29 percent)...**at Seattle (10/3):** Caught one pass for 12 yards...**vs. San Francisco (10/13):** Targeted once...did not record any statistics...**at Atlanta (10/20):** Targeted once...did not record any statistics...**vs. Cincinnati (10/27):** Caught three passes for 73 yards with a long of 31 yards...recorded his seventh career touchdown...**at Pittsburgh (11/10):** Caught three passes for 49 yards with a long of 21 yards...**vs. Chicago (11/17):** Caught three passes for 55 yards with a long of 26 yards...**vs. Baltimore (11/25):** Caught two passes for eight yards with a long of six yards...**at Arizona (12/1):** Hauled in four passes for 39 yards with a long of 20 yards...**vs. Seattle (12/8):** Rushed three times for 29 yards with a career-long of 12 yards and average of 9.7 yards...**at Dallas (12/15):** Caught two receptions for 36 yards with a long of 28 yards...**at San Francisco (12/21):** Caught two passes for 32 yards with a long of 24 yards....**vs. Arizona (12/29):** Targeted once...did not record any statistics.

2018 Season: Finished the regular season with a career-high in receptions (29), receiving yards (402) and touchdowns (five)... played in all 16 regular season games and three postseason contests...**at Seattle (10/7):** Caught two passes for 39 yards with a long of 22...recorded one rushing attempt for a 10-yard gain... added one special teams tackle...**at San Francisco (10/21):** Started at wide receiver...caught one pass for 19 yards...**vs. Green Bay (10/28):** Caught three passes for 42 yards and a career-high two touchdowns...**vs. Seattle (11/11):** Appeared in 10 offensive plays and seven special teams plays...recovered an onside kick... **vs. Kansas City (11/19):** Caught a career-high six passes for 80 yards and one touchdown...**at Detroit (12/2):** Caught two passes for 19 yards with a long of 14 yards...**at Chicago (12/9):** Caught three passes for 36 yards...**vs. Philadelphia (12/16):** Caught five passes for 70 yards...had a career-long 33-yard reception...**at Arizona (12/23):** Caught two passes for 44 yards with a long of 26 yards...**vs. San Francisco (12/30):** Caught four passes for 55 yards and two touchdowns...marked his second multi-touchdown game of the season...**Divisional Round vs. Dallas (1/12/19):** Made first-career playoff start...caught one pass for 19 yards... rushed the ball once for nine yards...**Championship Round at New Orleans (1/20/19):** Caught four passes for 74 yards...rushed the ball once for 16 yards...**Super Bowl LIII (2/3/19):** Caught three passes for 28 yards.

2017 Season: Finished the regular season with 11 receptions for 104 yards and one touchdown...**vs. Washington (9/17):** Recorded first-career reception for 28 yards on a fake punt from P Johnny Hekker...**vs. New Orleans (11/26):** Made his first career start at wide receiver...tallied four catches for 37 yards...scored his first-career touchdown on a seven-yard strike from QB Jared Goff...**Wild Card vs. Atlanta (1/6/18):** Saw action at wide receiver and on special teams...made one special teams tackle.

College: Led the SEC with 30 career receiving touchdowns, which ranks second in school history...also led the SEC in receiving yards (2,788)...caught a touchdown in the final eight games of his career...is the only player in Texas A&M and SEC history with multiple 90-yard plus receptions in his career...made at least two catches in every game...finished 2016 season with 61 receptions for 885 yards and 12 touchdowns...as a junior in 2015, averaged a team-best 17.8 yards on 51 catches for 907 yards while seeing action in 12 of 13 games...reeled in five touchdowns...had three 100-yard games...posted a career high 11 receptions for 177 yards against Louisville in the bowl game... in 2014, had a spectacular first season at Texas A&M with a team-best 842 receiving yards and 13 receiving touchdowns on 52 catches...broke the school record for receiving touchdowns previously held by Jeff Fuller (2010) and Mike Evans (2013)... his 13 receiving scores ranked No. 2 in the SEC and tied for No. 5 nationally...was the only receiver to catch at least one pass in all 13 games...reeled in at least one touch catch in nine games... in 2013, attended Tyler Junior College in Tyler, Texas...earned second-team all-conference honors at TJC after making 44 catches for 782 yards and 12 touchdowns.

Personal: Attended John Jay High School in San Antonio, Texas...named to the San Antonio Express-News' Class 5A "Super Team" as a senior... also earned all-District 27-5A honors after making 44 catches for 667 yards and eight touchdowns and 48 tackles and three pickoffs on defense...son of Michele Reynolds...recreation, park and tourism sciences major.

Josh Reynolds, NFL Statistics

Regular Season

			Receiving					Rushing				
Year	**Team**	**G/S**	**No.**	**Yards**	**Avg.**	**Long**	**TD**	**Att.**	**Yards**	**Avg.**	**Long**	**TD**
2017	Los Angeles Rams	16/1	11	104	9.5	28	1	0	0	0.0	0	0
2018	Los Angeles Rams	16/8	29	402	13.9	33	5	2	8	4.0	10	0
2019	Los Angeles Rams	16/2	21	326	15.5	31	1	5	23	4.6	12	0
2020	Los Angeles Rams	12/10	30	509	13.1	40t	2	0	0	0	0	0
Totals		**60/21**	**100**	**1,341**	**13.4**	**40t**	**9**	**7**	**31**	**4.4**	**12**	**0**

Postseason

			Receiving					Rushing				
Year	**Team**	**G/S**	**No.**	**Yards**	**Avg.**	**Long**	**TD**	**Att.**	**Yards**	**Avg.**	**Long**	**TD**
2017	Los Angeles Rams	1/0	0	0	0.0	0	0	0	0	0.0	0	0
2018	Los Angeles Rams	3/2	8	121	15.1	33	0	2	25	12.5	16	0
Totals		**4/2**	**8**	**121**	**15.1**	**33**	**0**	**2**	**25**	**12.5**	**16**	**0**

Additional Career Statistics: Special Teams Tackles: 2018: (1), 2017: (2), 2017 Postseason: (1).

Josh Reynolds, Game-By-Game

2020 Los Angeles Rams

			Receiving					Rushing				
Game	**W/L**	**P/S**	**No.**	**Yards**	**Avg.**	**Long**	**TD**	**Att.**	**Yards**	**Avg.**	**Long**	**TD**
Dal 9/13	W	1/1	1	17	17.0	17	0	0	0	0.0	0	0
at Phi 9/20	W	1/1	2	33	16.5	20	0	0	0	0.0	0	0
at Buf 9/27	L	1/1	4	60	15.0	23	0	0	0	0.0	0	0
NYG 10/4	W	1/0	3	25	8.3	11	0	0	0	0.0	0	0
at Was 10/11	W	1/1	2	46	23.0	29	0	0	0	0.0	0	0
at SF 10/18	L	1/1	2	45	22.5	40t	1	0	0	0.0	0	0
Chi 10/26	W	1/0	4	52	13.0	21	1	0	0	0.0	0	0
at Mia 11/1	L	1/1	4	44	11.0	15	0	0	0	0.0	0	0
Sea 11/15	W	1/1	8	94	11.8	21	0	0	0	0.0	0	0
at TB 11/23	W	1/1	3	32	10.7	18	0	0	0	0.0	0	0
SF 11/29	L	1/1	5	40	8.0	14	0	0	0	0.0	0	0
at Ari 12/6	W	1/1	1	21	21.0	21	0	0	0	0.0	0	0
NE 12/10	-	0/0	0	0	0.0	0	0	0	0	0.0	0	0
NYJ 12/19	-	0/0	0	0	0.0	0	0	0	0	0.0	0	0
at Sea 12/27	-	0/0	0	0	0.0	0	0	0	0	0.0	0	0
Ari 1/3/21	-	0/0	0	0	0.0	0	0	0	0	0.0	0	0
Totals	**8-4**	**12/10**	**39**	**509**	**13.1**	**40t**	**2**	**0**	**0**	**0.0**	**0**	**0**

2019 Los Angeles Rams

			Receiving					Rushing				
Game	**W/L**	**P/S**	**No.**	**Yards**	**Avg.**	**Long**	**TD**	**Att.**	**Yards**	**Avg.**	**Long**	**TD**
at Car 9/8	W	1/0	0	0	0.0	0	0	0	0	0	0	0
NO 9/15	W	1/0	0	0	0.0	0	0	0	0	0	0	0
at Cle 9/22	W	1/0	0	0	0.0	0	0	0	0	0	0	0
TB 9/29	L	1/0	1	22	22.0	22	0	0	0	0	0	0
at Sea 10/3	L	1/0	1	12	12.0	12	0	0	0	0	0	0
SF 10/13	L	1/0	0	0	0.0	0	0	0	0	0	0	0
at Atl 10/20	W	1/0	0	0	0.0	0	0	0	0	0	0	0
Cin 10/27	W	1/0	3	73	24.3	31	1	1	-1	-1.0	-1	0
at Pit 11/10	L	1/1	3	49	7.3	21	0	0	0	0	0	0
Chi 11/17	W	1/1	3	55	18.3	26	0	1	-5	-5.0	-5	0
Bal 11/25	L	1/0	2	8	4.0	6	0	0	0	0	0	0
at Ari 12/1	W	1/0	4	39	9.8	20	0	0	0	0	0	0
Sea 12/8	W	1/0	0	0	0.0	0	0	3	29	9.7	12	0
at Dal 12/15	L	1/0	2	36	18.0	28	0	0	0	0.0	0	0
SF 12/21	L	1/0	2	32	16.0	24	0	0	0	0.0	0	0
Ari 12/29	W	1/0	0	0	0.0	0	0	0	0	0.0	0	0
Totals	**9-7**	**16/2**	**21**	**327**	**15.5**	**31**	**1**	**5**	**23**	**4.6**	**12**	**0**

2018 Los Angeles Rams

			Receiving					Rushing				
Game	**W/L**	**P/S**	**No.**	**Yards**	**Avg.**	**Long**	**TD**	**Att.**	**Yards**	**Avg.**	**Long**	**TD**
at Oak 9/10	W	1/0	0	0	0.0	0	0	0	0	0.0	0	0
Ari 9/16	W	1/0	0	0	0.0	0	0	0	0	0.0	0	0
LAC 9/23	W	1/0	0	0	0.0	0	0	0	0	0.0	0	0
Min 9/27	W	1/0	0	0	0.0	0	0	0	0	0.0	0	0
at Sea 10/7	W	1/0	2	39	19.5	22	0	1	10	10.0	10	0
at Den 10/14	W	1/0	1	-2	-2.0	-2	0	0	0	0.0	0	0
at SF 10/21	W	1/1	1	19	19.0	19	0	0	0	0.0	0	0
GB 10/28	W	1/1	3	42	14.0	22	2	1	-2	-2.0	-2	0
at NO 11/4	L	1/0	0	0	0.0	0	0	0	0	0.0	0	0
Sea 11/11	W	1/0	0	0	0.0	0	0	0	0	0.0	0	0
KC 11/19	W	1/1	6	80	13.3	27	1	0	0	0.0	0	0
at Det 12/2	W	1/1	2	19	9.5	14	0	0	0	0.0	0	0
at Chi 12/9	L	1/1	3	36	12.0	16	0	0	0	0.0	0	0
Phi 12/16	L	1/1	5	70	12.0	33	0	0	0	0.0	0	0
at Ari 12/23	W	1/1	2	44	22.0	26	0	0	0	0.0	0	0
SF 12/30	W	1/1	4	55	13.8	29t	2	0	0	0.0	0	0
Totals	**13-3**	**16/8**	**29**	**402**	**13.9**	**33**	**552**	**8**	**4.0**	**10**	**0**	**0**

2018 Postseason

			Receiving					Rushing				
Game	**W/L**	**P/S**	**No.**	**Yards**	**Avg.**	**Long**	**TD**	**Att.**	**Yards**	**Avg.**	**Long**	**TD**
Dal 1/12/19 *	W	1/1	1	19	19.0	19	0	1	9	9.0	9	0
at NO 1/20/19 ^	W	1/0	4	74	18.5	33	0	1	16	16.0	16	0
NE 2/3/2019 !	L	1/1	3	28	9.3	11	0	0	0	0.0	0	0
Totals	**2-1**	**3/2**	**8**	**121**	**15.1**	**33**	**0**	**2**	**25**	**12.5**	**16**	**0**

* Denotes NFC Divisional Playoff Game, ^ Denotes NFC Championship Playoff Game,
! Denotes Super Bowl LIII

2017 Los Angeles Rams

			Receiving					Rushing				
Game	**W/L**	**P/S**	**No.**	**Yards**	**Avg.**	**Long**	**TD**	**Att.**	**Yards**	**Avg.**	**Long**	**TD**
Ind 9/10	W	1/0	0	0	0.0	0	0	0	0	0.0	0	0
Was 9/17	L	1/0	1	28	28.0	28	0	0	0	0.0	0	0
at SF 9/21	W	1/0	0	0	0.0	0	0	0	0	0.0	0	0
at DAL 10/1	W	1/0	0	0	0.0	0	0	0	0	0.0	0	0
Sea 10/8	L	1/0	0	0	0.0	0	0	0	0	0.0	0	0
at Jax 10/15	W	1/0	0	0	0.0	0	0	0	0	0.0	0	0
Ari 10/22	W	1/0	0	0	0.0	0	0	0	0	0.0	0	0
at NYG 11/5	W	1/0	0	0	0.0	0	0	0	0	0.0	0	0
Hou 11/12	W	1/0	0	0	0.0	0	0	0	0	0.0	0	0
at Min 11/19	L	1/0	0	0	0.0	0	0	0	0	0.0	0	0
NO 11/26	W	1/1	4	37	9.3	14	1	0	0	0.0	0	0
at Ari 12/3	W	1/0	2	6	3.0	3	0	0	0	0.0	0	0
Phi 12/10	L	1/0	2	17	8.5	15	0	0	0	0.0	0	0
at Sea 12/17	W	1/0	0	0	0.0	0	0	0	0	0.0	0	0
at Ten 12/24	W	1/0	0	0	0.0	0	0	0	0	0.0	0	0
SF 12/31	L	1/0	2	16	8.0	11	0	0	0	0.0	0	0
Totals	**11-5**	**16/1**	**11**	**104**	**9.5**	**28**	**1**	**0**	**0**	**0.0**	**0**	**0**

2017 Postseason

			Receiving					Rushing				
Game	**W/L**	**P/S**	**No.**	**Yards**	**Avg.**	**Long**	**TD**	**Att.**	**Yards**	**Avg.**	**Long**	**TD**
Atl 1/6/18 *	L	1/0	0	0	0.0	0	0	0	0	0.0	0	0
Totals	**0-1**	**1/0**	**0**	**0**	**0.0**	**0**	**0**	**0**	**0**	**0.0**	**0**	**0**

* Denotes NFC Wild Card Playoff Game

94 A'Shawn Robinson

Defensive Line • Alabama • Ft. Worth, Texas

Ht./Wt.: 6-4/330
NFL Exp.: 5 (1st Rams)
GP/GS, (Playoffs): 62/37, (1/1)
Birth Date: 3/21/1995
Acquired: FA-'20

Transactions: Signed with the Los Angeles Rams as an unrestricted free agent (4/24/20)...released by the Detroit Lions (3/18/20)...signed a four-year extension with the Detroit Lions (5/10/16)...drafted by the Detroit Lions in the second round (46th overall) in the 2016 NFL Draft (4/29/16).

Pro: Fifth-year pro, acquired by the Rams via waivers from Detroit...appeared in 62 regular season games (37 starts) with one start in the postseason with the Lions...tallied 177 career tackles...posted 5.0 sacks...recorded three forced fumbles with three fumble recoveries...nabbed his first-ever interception off of Saints QB Drew Brees which was returned for a touchdown.

2020 Season: Made his Rams debut in a Week 10 win over the Seattle Seahawks... **at Arizona (12/6):** Recorded one solo tackle...added one pass defensed...**vs. San Francisco (11/29):** Played 22 defensive snaps...recorded one assisted tackle...**at Tampa Bay (11/23):** Recorded one assisted tackle...**vs. Seattle (11/15):** Made Rams debut...recorded two solo tackles and one QB hit.

2019 Season: Finished his fourth season with the Lions appearing in 13 games (nine starts)...tallied 40 total tackles (28 solo)...posted 1.5 sacks...deflected three passes...forced a fumble and recovered an additional two fumbles on the season... **at Arizona (9/8):** Started the season opener on the defensive line...tallied three solo tackles...**vs. Chargers (9/15):** Recorded four tackles (three solo)...assisted on one sack for a three yard loss...**at Philadelphia (9/22):** Started on the defensive line... posted three tackles...recovered one fumble...**vs. Kansas City (9/29):** Tallied two tackles...deflected one pass...recovered a fumble for three yards marking the first time in his career to recover a fumble in back-to-back games in a single season... **at Green Bay (10/14):** Started on the defensive line...tallied seven tackles (five solo)...forced one fumble...**vs. Minnesota (10/20):** Started on the defensive line...posted two solo tackles... **vs. Giants (10/27):** Started on the defensive line...did not record any stats...**at Oakland (11/3):** Posted one tackle...**at Chicago (11/10):** Started on the defensive line...tallied two solo tackles... broke up one pass...**vs. Dallas (11/17):** Started on the defensive line...logged two tackles...**at Washington (11/24):** Started on the defensive line...recorded four tackles (three solo)...levied 1.0 sacks, deflected one pass...**vs. Chicago (11/28):** Logged three tackles (two solo)...**at Minnesota (12/8):** Started on the defensive line...matched a season-high seven tackles (5 solo).

2018 Season: Appeared in 13 games (seven starts) on the defensive line…logged 49 total tackles (28 solo)…tallied 1.0 sacks…recovered one fumble and marked his first time professionally to force one fumble in back-to-back seasons…**at San Francisco (9/16):** Appeared on the defensive line…logged four tackles (two solo)…**vs. New England (9/23):** Started on the defensive line…tallied three solo tackles…**at Dallas (9/30):** Started on the defensive line…set a career high eight total tackles (five solo) in a single season…**vs Green Bay (10/7):** Appeared on the defensive line…logged one tackle…**at Miami (10/21):** Tallied four tackles (three solo)…**vs Seattle (10/28):** Appeared on the defensive line…recorded six tackles (four solo)…**vs. Minnesota (11/4):** Recorded three tackles…recovered one fumble…**at Chicago (11/11):** Started on the defensive line…logged one tackle…**vs. Chicago (11/22):** Saw action on the defensive line… tallied one tackle…**vs. Rams (12/2):** Started on the defensive line…recorded five tackles (three solo)…**at Arizona (12/9):** Started on the defensive line…matched a season-high eight tackles (four solo)…levied 1.0 sacks…**at Buffalo (12/16):** Started on the defensive line…tallied four tackles (two solo)…forced one fumble…**vs. Minnesota (12/23):** Started on the defensive line… logged one tackle.

2017 Season: Started in all 16 games…logged 53 total tackles (31 solo)…assisted on one sack…picked off Saints QB Drew Brees to return his first-ever interception for a touchdown… deflected six passes and forced one fumble on the season…**vs. Arizona (9/10):** Tallied three solo tackles and forced one fumble in the season opener…**at Giants (9/18):** Logged two tackles…**vs. Atlanta (9/24):** Recorded three tackles (two solo)…**at Minnesota (10/1):** Tallied two tackles…**vs. Carolina (10/8):** Started on the defensive line…did not record any stats…**at New Orleans (10/15):** Started on the defensive line…marked a season-high seven tackles (four solo)…picked off Saints QB Drew Brees and returned his first interception for a touchdown…also deflected two passes…**vs. Pittsburgh (10/29):** Started on the defensive line… logged four tackles (two solo)…**at Green Bay (11/6):** Started on the defensive line…recorded three tackles…**vs. Cleveland (11/12):** Started on the defensive line…posted four tackles (two solo)…**vs. Chicago (11/19):** Started on the defensive line… posted one tackles…**vs. Minnesota (11/23):** Started on the defensive line…tallied six tackles (five solo)…**at Baltimore (12/3):** Started on the defensive line…recorded three solo tackles… **at Tampa Bay (12/10):** Started on the defensive line…assisted on one tackle…**vs. Chicago (12/16):** Started on the defensive line…posted one solo tackle…deflected one pass…**at Cincinnati (12/24):** Started on the defensive line…matched a season-high seven tackles…**vs. Green Bay (12/31):** Started on the defensive line…logged six tackles (three solo)…assisted on one sack and broke up one pass.

2016 Season: Appeared on in all 16 games during his rookie season with five starts…collected 30 total tackles (22 solo)… tallied 2.0 sacks and deflected a season-high seven passes…**at Indianapolis (9/11):** Appeared on the defensive line in the season opener…deflected one pass…**vs. Tennessee (9/18):** Appeared on the defensive line…nabbed his first professional solo tackle… also deflected one pass…**at Green Bay (9/25):** Tallied two solo tackles…**at Chicago (10/2):** Appeared on the defensive line… recorded one solo tackle…**vs. Philadelphia (10/9):** Appeared on the defensive line…levied his first professional sack on Eagles QB Carson Wentz…posted two solo tackles…**vs. Rams (10/16):** Recorded one solo tackle…**vs. Washington (10/23):** Appeared on the defensive line…assisted on two tackles…**at Houston (10/30):** Appeared on the defensive line…marked a season-high four tackles…recorded 1.0 sacks accounting for five yards-for-loss…**at Minnesota (11/6):** Appeared on the defensive line… tallied one solo tackle…**vs. Jacksonville (11/20):** Posted two solo tackles…**vs. Minnesota (11/24):** Made his first professional start…deflected one pass…recorded one solo tackle…**at New Orleans (12/4):** Appeared on the defensive line…posted two solo tackles…**vs. Chicago (12/11):** Started on the defensive line…tallied two solo tackles…**at Giants (12/18):** Started on the defensive line…recorded one solo tackle…broke up one pass…**at**

Dallas (12/26): Started on the defensive line…matched a season-high four tackles (two solo)…**vs. Green Bay (1/1/17):** Started on the defensive line…recorded a season-high three solo tackles (four total tackles).

College: Appeared in all 39 games with the Alabama Crimson Tide from 2013-15…including three original-six Bowl games…two appearances in the then-instated College Football Playoffs…won the CFP Championship against Clemson held in Glendale, Ariz. (1/11/16)…two-time SEC Champion (2014-15)…named to the FWAA All-America Team (first team) in 2015…also selected to the CBS Sports' All-America Team (first team) in 2015…Outland Trophy finalist, which is given to the nation's best interior lineman on offense or defense by the FWAA…selected to the AP All-SEC Team…named to the SEC All-Freshman Team and Sporting News Freshman All-American Team in 2013…tallied 133 total tackles (51 solo)…averaged 3.0 sacks (5.5 season-high as a freshman)…forced one fumble and broke up five passes in his collegiate career.

Personal: Attended Arlington Heights High School in Fort Worth, Texas…played in the U.S. Army All-American Bowl (2013)…invited to Nike's prestigious all-star camp "The Opening" in 2013…voted as a USA Today All-American (2012)…multi-sport varsity athlete (basketball and track & field)…ranked No. 105 on ESPN's "Top 300" (2013)…Ranked No. 4 in the nation at the defensive lineman position according to Rivals.com.

A'Shawn Robinson, NFL Statistics

Regular Season

		Tackles					Interceptions						Fumbles		
Year	Team	G/S	Total	Solo	Asst.	Sacks	Yards	Int.	Yards	Long	TD	PD	FF	FR	Yards
2016	Detroit Lions	16/5	30	22	8	2.0	5.0	0	0	0	0	7	0	0	0
2017	Detroit Lions	16/16	53	31	21	0.5	4.5	1	2	2	1	6	1	0	0
2018	Detroit Lions	13/7	49	30	15	1.0	8.0	0	0	0	0	0	1	1	0
2019	Detroit Lions	13/9	40	28	8	1.5	6.0	0	0	0	0	3	1	2	3
2020	Los Angeles Rams	4/0	5	3	2	0.0	0.0	0	0	0	0	1	0	0	0
Totals		**62/37**	**177**	**123**	**54**	**5.0**	**23.5**	**1**	**2**	**2**	**1**	**17**	**3**	**3**	**3**

Postseason

		Tackles					Interceptions						Fumbles		
Year	Team	G/S	Total	Solo	Asst.	Sacks	Yards	Int.	Yards	Long	TD	PD	FF	FR	Yards
2016	Detroit Lions	1/1	7	2	5	0.0	0.0	0	0	0	0	0	0	0	0
Totals		**1/1**	**7**	**2**	**5**	**0.0**	**0.0**	**0**	**0**	**0**	**0**	**0**	**0**	**0**	**0**

A'Shawn Robinson, Game-By-Game

2020 Los Angeles Rams

Game	W/L	P/S	T	S	A	Sk	Yds	Int	Yds	Lg	TD	PD	FF	FR	Yds
Dal 9/13						Non-Football Injury List									
at Phi 9/20						Non-Football Injury List									
at Buf 9/27						Non-Football Injury List									
NYG 10/4						Non-Football Injury List									
at Was 10/11						Non-Football Injury List									
at SF 10/18						Non-Football Injury List									
Chi 10/26						Non-Football Injury List									
at Mia 11/1						Non-Football Injury List									
Sea 11/15	W	1/0	2	2	0	0.0	0.0	0	0	0	0	0	0	0	0
at TB 11/23	W	1/0	1	0	1	0.0	0.0	0	0	0	0	0	0	0	0
SF 11/29	L	1/0	1	0	1	0.0	0.0	0	0	0	0	0	0	0	0
at Ari 12/6	W	1/0	1	1	0	0.0	0.0	0	0	0	0	1	0	0	0
NE 12/10	-	0/0	0	0	0	0.0	0.0	0	0	0	0	0	0	0	0
NYJ 12/19	-	0/0	0	0	0	0.0	0.0	0	0	0	0	0	0	0	0
at Sea 12/27	-	0/0	0	0	0	0.0	0.0	0	0	0	0	0	0	0	0
Ari 1/3/21	-	0/0	0	0	2	0.0	0.0	0	0	0	0	0	0	0	0
Totals	**8-4**	**4/0**	**5**	**3**	**2**	**0.0**	**0.0**	**0**	**0**	**0**	**0**	**1**	**0**	**0**	**0**

2018 Detroit Lions

Game	W/L	P/S	T	S	A	Sk	Yds	Int	Yds	Lg	TD	PD	FF	FR	Yds
NYJ 9/10	L	0/0	0	0	0	0.0	0.0	0	0	0	0	0	0	0	0
at SF 9/16	L	1/0	4	2	2	0.0	0.0	0	0	0	0	0	0	0	0
NE 9/23	W	1/1	3	3	0	0.0	0.0	0	0	0	0	0	0	0	0
at Dal 9/30	L	1/1	8	5	3	0.0	0.0	0	0	0	0	0	0	0	0
GB 10/7	W	1/0	1	1	0	0.0	0.0	0	0	0	0	0	0	0	0
at Mia 10/21	W	1/0	4	3	1	0.0	0.0	0	0	0	0	0	0	0	0
Sea 10/28	L	1/0	6	4	1	0.0	0.0	0	0	0	0	0	0	0	0
Min 11/4	L	1/0	3	1	0	0.0	0.0	0	0	0	0	0	0	1	0
at Chi 11/11	L	1/1	1	1	0	0.0	0.0	0	0	0	0	0	0	0	0
Car 11/18	W	0/0	0	0	0	0.0	0.0	0	0	0	0	0	0	0	0
Chi 11/22	L	1/0	1	0	1	0.0	0.0	0	0	0	0	0	0	0	0
LAR 12/2	L	1/1	5	3	2	0.0	0.0	0	0	0	0	0	0	0	0
at Ari 12/9	W	1/1	8	4	4	1.0	8.0	0	0	0	0	0	0	0	0
at Buf 12/16	L	1/1	4	2	1	0.0	0.0	0	0	0	0	0	1	0	0
Min 12/23	L	1/1	1	1	0	0.0	0.0	0	0	0	0	0	0	0	0
at GB 12/30	W	0/0	0	0	0	0.0	0.0	0	0	0	0	0	0	0	0
Totals	**6-10**	**13/7**	**49**	**30**	**15**	**1.0**	**8.0**	**0**	**0**	**0**	**0**	**0**	**1**	**1**	**0**

2016 Detroit Lions

Game	W/L	P/S	T	S	A	Sk	Yds	Int	Yds	Lg	TD	PD	FF	FR	Yds
at Ind 9/11	W	1/0	0	0	0	0.0	0.0	0	0	0	0	1	0	0	0
Ten 9/18	L	1/0	1	1	0	0.0	0.0	0	0	0	0	1	0	0	0
at GB 9/25	L	1/0	2	2	0	0.0	0.0	0	0	0	0	0	0	0	0
at Chi 10/2	L	1/0	1	1	0	0.0	0.0	0	0	0	0	0	0	0	0
Phi 10/9	W	1/0	2	2	0	1.0	0.0	0	0	0	0	0	0	0	0
LAR 10/16	W	1/0	1	1	0	0.0	0.0	0	0	0	0	1	0	0	0
Was 10/23	W	1/0	2	0	2	0.0	0.0	0	0	0	0	0	0	0	0
at Hou 10/30	L	1/0	4	1	3	1.0	5.0	0	0	0	0	0	0	0	0
at Min 11/6	W	1/0	1	1	0	0.0	0.0	0	0	0	0	1	0	0	0
Jax 11/20	W	1/0	2	2	0	0.0	0.0	0	0	0	0	0	0	0	0
Min 11/24	W	1/1	1	1	0	0.0	0.0	0	0	0	0	1	0	0	0
at NO 12/4	W	1/0	2	2	0	0.0	0.0	0	0	0	0	1	0	0	0
Chi 12/11	W	1/1	2	2	0	0.0	0.0	0	0	0	0	0	0	0	0
at NYG 12/18	L	1/1	1	1	0	0.0	0.0	0	0	0	0	1	0	0	0
at Dal 12/26	L	1/1	4	2	2	0.0	0.0	0	0	0	0	0	0	0	0
GB 1/1/17	L	1/1	4	3	1	0.0	0.0	0	0	0	0	0	0	0	0
Totals	**9-7**	**16/5**	**30**	**22**	**8**	**2.0**	**5.0**	**0**	**0**	**0**	**0**	**7**	**0**	**0**	**0**

2019 Detroit Lions

Game	W/L	P/S	T	S	A	Sk	Yds	Int	Yds	Lg	TD	PD	FF	FR	Yds
at Ari 9/8	T	1/1	3	3	0	0.0	0.0	0	0	0	0	0	0	0	0
LAC 9/15	W	1/0	4	3	1	0.5	3.0	0	0	0	0	0	0	0	0
at Phi 9/22	W	1/1	3	0	2	0.0	0.0	0	0	0	0	0	0	1	0
KC 9/29	L	1/0	2	2	0	0.0	0.0	0	0	0	0	1	0	1	3
at GB 10/14	L	1/1	7	5	2	0.0	0.0	0	0	0	0	0	1	0	0
Min 10/20	L	1/1	2	2	0	0.0	0.0	0	0	0	0	0	0	0	0
NYG 10/27	W	1/1	0	0	0	0.0	0.0	0	0	0	0	0	0	0	0
at Oak 11/3	L	1/0	1	0	0	0.0	0.0	0	0	0	0	0	0	0	0
at Chi 11/10	L	1/1	2	2	0	0.0	0.0	0	0	0	0	1	0	0	0
Dal 11/17	L	1/1	2	1	1	0.0	0.0	0	0	0	0	0	0	0	0
at Was 11/24	L	1/1	4	3	0	1.0	3.0	0	0	0	0	1	0	0	0
Chi 11/28	L	1/0	3	2	1	0.0	0.0	0	0	0	0	0	0	0	0
at Min 12/8	L	1/1	7	5	1	0.0	0.0	0	0	0	0	0	0	0	0
TB 12/15	L	0/0	0	0	0	0.0	0.0	0	0	0	0	0	0	0	0
at Den 12/22	L	0/0	0	0	0	0.0	0.0	0	0	0	0	0	0	0	0
GB 12/29	L	0/0	0	0	0	0.0	0.0	0	0	0	0	0	0	0	0
Totals	**3-12-1**	**13/9**	**40**	**28**	**8**	**1.5**	**6.0**	**0**	**0**	**0**	**0**	**3**	**1**	**2**	**3**

2017 Detroit Lions

Game	W/L	P/S	T	S	A	Sk	Yds	Int	Yds	Lg	TD	PD	FF	FR	Yds
Ari 9/10	W	1/1	3	3	0	0.0	0.0	0	0	0	0	0	1	0	0
at NYG 9/18	W	1/1	2	1	1	0.0	0.0	0	0	0	0	0	0	0	0
Atl 9/24	L	1/1	3	2	1	0.0	0.0	0	0	0	0	1	0	0	0
at Min 10/1	W	1/1	2	1	1	0.0	0.0	0	0	0	0	0	0	0	0
Car 10/8	L	1/1	0	0	0	0.0	0.0	0	0	0	0	0	0	0	0
at NO 10/15	L	1/1	7	4	3	0.0	0.0	1	2	2	1	2	0	0	0
Pit 10/29	L	1/1	4	2	2	0.0	0.0	0	0	0	0	1	0	0	0
at GB 11/6	W	1/1	3	2	1	0.0	0.0	0	0	0	0	0	0	0	0
Cle 11/12	W	1/1	4	2	2	0.0	0.0	0	0	0	0	0	0	0	0
Chi 11/19	W	1/1	1	1	0	0.0	0.0	0	0	0	0	0	0	0	0
Min 11/23	L	1/1	6	5	1	0.0	0.0	0	0	0	0	0	0	0	0
at Bal 12/3	L	1/1	3	3	0	0.0	0.0	0	0	0	0	0	0	0	0
at TB 12/10	W	1/1	1	0	0	0.0	0.0	0	0	0	0	0	0	0	0
Chi 12/16	W	1/1	1	1	0	0.0	0.0	0	0	0	0	1	0	0	0
at Cin 12/24	L	1/1	7	1	6	0.0	0.0	0	0	0	0	0	0	0	0
GB 12/31	W	1/1	6	3	3	0.5	4.5	0	0	0	0	1	0	0	0
Totals	**9-7**	**16/16**	**53**	**31**	**21**	**0.5**	**4.5**	**1**	**2**	**2**	**1**	**6**	**1**	**0**	**0**

33 Nick Scott

Safety • Penn State • Fairfax, Va.

Ht./Wt.: 5-11/201
NFL Exp.: 2 (2nd Rams)
GP/GS, (Playoffs): 28/0, (0/0)
Birth Date: 5/17/1995
Acquired: D7A-'19 (No. 243 Overall)

Transactions: Selected by the Rams in the seventh round (No. 243 overall) of the 2019 NFL Draft (4/27/19).

Pro: Played in 28 career games...tallied 15 tackles on defense (10 solo) and six tackles on special teams in his career...has one career reception on a fake punt in a 2019 Week 7 victory in Atlanta.

2020 Season: at Arizona (12/6): Posted one solo tackle on defense...**vs. San Francisco (11/29):** Recorded a career-high five tackles (two solo)...**at Tampa Bay (11/23):** Played 21 defensive snaps and 24 special teams plays...recorded three total tackles (two solo)...**vs. Seattle (11/15):** Played 29 defensive snaps (43 percent) and 20 special teams plays...recorded two solo defensive tackles...**at Miami (11/1):** Played seven defensive snaps and 25 special teams snaps...recorded one solo tackle on defense...**vs. Chicago (10/26):** Played 15 defensive snaps and recorded one solo tackle...**at San Francisco (10/18):** Played 24 special teams snaps (89 percent)...did not record any stats...**at Washington (10/11):** Played 23 snaps on special teams (77 percent)...did not record any stats...**vs. New York Giants (10/4):** Saw 18 special teams snaps (78 percent)...did not record any stats...**at Buffalo (9/27):** Saw 19 snaps on special teams (79 percent)...did not record any stats...**at Philadelphia (9/20):** Played 18 special teams snaps (72 percent)...did not record any stats...**vs. Dallas (9/13):** Accounted for 80 percent of playing time on special teams, while seeing 20 snaps on defense.

2019 Season: Appeared in all 16 games, primarily in special teams action...caught one pass for 23 yards on a successful fake punt attempt in a Week 7 win over Atlanta...**at Carolina (9/8):** Played 28 snaps (80 percent) on special teams...did not record any statistics...**vs. New Orleans (9/15):** Recorded two tackles on special teams...**at Cleveland (9/22):** Played 17 snaps (71 percent) on special teams...did not record any statistics...**vs. Tampa Bay (9/29):** Played 30 snaps (79 percent) on special teams...did not record any statistics...**at Seattle (10/3):** Played 25 snaps (81 percent) on special teams...**vs. San Francisco (10/13):** Appeared in 25 special teams snaps (96 percent)...recorded one special teams tackle...**at Atlanta (10/20):** Caught one pass for 23 yards on a fake punt play...**vs. Cincinnati (10/27):** Appeared in 17 special teams plays (71 percent)...**at Pittsburgh (11/10):** Appeared in 30 special teams snaps (83 percent)...**vs. Baltimore (11/25):** Appeared in 25 special teams snaps (93 percent)...**at Arizona (12/1):** Played in 17 special teams snaps (61 percent) and 14 snaps on defense (22 percent)...posted two tackles (one solo), marking his first NFL tackles...**vs. Seattle (12/8):** Appeared in 18 special teams snaps (72 percent)...did not record any statistics...**at Dallas (12/15):** Played 29 snaps on special teams (97 percent)...did not record any statistics...**at San Francisco (12/21):** Played in 28 special teams snaps (80 percent)...did not record any statistics...**vs. Arizona (12/29):** Played in 17 special teams snaps (61 percent) and 14 snaps on defense (22 percent)... did not record any stats.

College: Played in 52 games for Penn State...recorded 114 defensive tackles (60 solo), 2.5 tackles for loss and 1.0 sack with the Nittany Lions...snared three interceptions and added five passes defensed in 52 collegiate games...returned 20 kickoffs for 448 yards (22.4 yards/return)...recorded 30 rushing attempts as a redshirt freshman in 2015, amassing 133 yards (4.4 yards per rush)...caught four passes for 43 yards (10.8 yards/reception) in his collegiate career...made 12 starts as a senior in 2018... one-of-10 Penn Staters to enter 2018 having already earned a degree...won the team's Captain Award and shared the Bob Mitinger Memorial Award, as an ultimate teammate who exhibits courage, character and social responsibility his final season on campus...finished senior season with a single-season best 65 tackles (35 solo), 1.0 sack, three interceptions, four passes defensed and a fumble recovery...as a junior in 2017, earned the Captain's Award at the annual team banquet...appeared in all 13 games with one start in 2017...selected team captain prior to the season...made his second career start – and first on defense – at Maryland (11/25), with his only other start coming at running back vs. Indiana in 2015...in 2016, as a sophomore, appeared in 13 games...wore No. 25 in the regular season finale to honor injured senior Von Walker...finished third on the team in special teams tackles (eight)...appeared in 13 games with one start as a redshirt freshman in 2015...one-of-17 redshirt freshmen to see action and one-of-seven freshmen to earn a start...made his first career start vs. Indiana at running back...selected as the John Bruno Memorial Award winner for the team's outstanding member of special teams...recorded 30 rushing attempts, amassed 133 yards (4.4 yards per rush)...caught four passes for 43 yards (10.8 yards/reception).

Personal: Full name is Nicholas Michael Scott...son of Irvin and Lakisha Scott...has two older brothers, Irvin and Leon... brother, Irvin, played cornerback at Holy Cross from 2010-13... volunteered with KEEN Greater D.C. (Kids Enjoy Exercise Now), helping elementary-age disabled students enjoy sports and exercise...graduated in May 2018 with a degree in psychology... pursued a second degree in labor and employment relations his final season at Penn State...interested in a possible career as a sports psychologist...a four-year letterman during his high school career...played his freshman and sophomore seasons at Brookline (Mass.) High School for Head Coach Kevin Mahoney and played his final two seasons at Fairfax High School for Head Coach Kevin Simonds...played running back, quarterback, wide receiver, linebacker, safety and returned kicks during his prep career.

Nick Scott, NFL Statistics

Regular Season

Year	Team	Tackles G/S	Total	Solo	Asst.	Sacks	Yards	Interceptions Int.	Yards	Long	TD	PD	Fumbles FF	FR	Yards
2019	Los Angeles Rams	16/0	2	1	1	0.0	0.0	0	0	0	0	0	0	0	0
2020	Los Angeles Rams	11/0	13	9	4	0.0	0.0	0	0	0	0	0	0	0	0
Totals		**28/0**	**15**	**10**	**5**	**0.0**	**0.0**	**0**	**0**	**0**	**0**	**0**	**0**	**0**	**0**

Additional Career Statistics: Special teams tackles: Rams: 2019 (6); Caught one pass for 23 yards on a fake punt play.

Nick Scott, NFL Statistics

2020 Los Angeles Rams

Game	W/L	P/S	T	S	A	Sk	Yds	Int	Yds	Lg	TD	PD	FF	FR	Yds
Dal 9/13	W	1/0	0	0	0	0.0	0.0	0	0	0	0	0	0	0	0
at Phi 9/20	W	1/0	0	0	0	0.0	0.0	0	0	0	0	0	0	0	0
at Buf 9/27	L	1/0	0	0	0	0.0	0.0	0	0	0	0	0	0	0	0
NYG 10/4	W	1/0	0	0	0	0.0	0.0	0	0	0	0	0	0	0	0
at Was 10/11	W	1/0	0	0	0	0.0	0.0	0	0	0	0	0	0	0	0
at SF 10/18	L	1/0	0	0	0	0.0	0.0	0	0	0	0	0	0	0	0
Chi 10/26	W	1/0	1	1	0	0.0	0.0	0	0	0	0	0	0	0	0
at Mia 11/1	L	1/0	1	1	0	0.0	0.0	0	0	0	0	0	0	0	0
Sea 11/15	W	1/0	2	2	0	0.0	0.0	0	0	0	0	0	0	0	0
at TB 11/23	W	1/0	3	2	1	0.0	0.0	0	0	0	0	0	0	0	0
SF 11/29	L	1/0	5	2	3	0.0	0.0	0	0	0	0	0	0	0	0
at Ari 12/6	W	1/0	1	1	0	0.0	0.0	0	0	0	0	0	0	0	0
NE 12/10	-	0/0	0	0	0	0.0	0.0	0	0	0	0	0	0	0	0
NYJ 12/19	-	0/0	0	0	0	0.0	0.0	0	0	0	0	0	0	0	0
at Sea 12/27	-	0/0	0	0	0	0.0	0.0	0	0	0	0	0	0	0	0
Ari 1/3/21	-	0/0	0	0	0	0.0	0.0	0	0	0	0	0	0	0	0
Totals	**8-4**	**12/0**	**13**	**9**	**4**	**0.0**	**0.0**	**0**	**0**	**0**	**0**	**0**	**0**	**0**	**0**

2019 Los Angeles Rams

Game	W/L	P/S	T	S	A	Sk	Yds	Int	Yds	Lg	TD	PD	FF	FR	Yds
at Car 9/8	W	1/0	0	0	0	0.0	0.0	0	0	0	0	0	0	0	0
NO 9/15	W	1/0	0	0	0	0.0	0.0	0	0	0	0	0	0	0	0
at Cle 9/22	W	1/0	0	0	0	0.0	0.0	0	0	0	0	0	0	0	0
TB 9/29	L	1/0	0	0	0	0.0	0.0	0	0	0	0	0	0	0	0
at Sea 10/3	L	1/0	0	0	0	0.0	0.0	0	0	0	0	0	0	0	0
SF 10/13	L	1/0	0	0	0	0.0	0.0	0	0	0	0	0	0	0	0
at Atl 10/20	W	1/0	0	0	0	0.0	0.0	0	0	0	0	0	0	0	0
Cin 10/27	W	1/0	0	0	0	0.0	0.0	0	0	0	0	0	0	0	0
at Pit 11/10	L	1/0	0	0	0	0.0	0.0	0	0	0	0	0	0	0	0
Chi 11/17	W	1/0	0	0	0	0.0	0.0	0	0	0	0	0	0	0	0
Bal 11/25	L	1/0	0	0	0	0.0	0.0	0	0	0	0	0	0	0	0
at Ari 12/1	W	1/0	2	1	1	0.0	0.0	0	0	0	0	0	0	0	0
Sea 12/8	W	1/0	0	0	0	0.0	0.0	0	0	0	0	0	0	0	0
at Dal 12/15	L	1/0	0	0	0	0.0	0.0	0	0	0	0	0	0	0	0
at SF 12/21	L	1/0	0	0	0	0.0	0.0	0	0	0	0	0	0	0	0
Ari 12/29	W	1/0	0	0	0	0.0	0.0	0	0	0	0	0	0	0	0
Totals	**9-7**	**16/0**	**2**	**1**	**1**	**0.0**	**0.0**	**0**	**0**	**0**	**0**	**0**	**0**	**0**	**0**

65 Coleman Shelton

Offensive Line • Washington • Pasdena, Calif.

Ht./Wt.: 6-4/299
NFL Exp.: 2 (2nd Rams)
GP/GS, (Playoffs): 22/0, (0/0)
Birth Date: 7/28/1995
Acquired: FA-'18

Transactions: Signed to the Rams active roster from the Cardinals practice squad (9/2/19)...signed to Cardinals practice squad (9/1/19)...cut by Arizona (8/31/19)...signed by the Cardinals (12/31/18)...signed to the Arizona Cardinals practice squad (10/15/18)…waived from the Titans practice squad (10/9/18)…signed to the Tennessee Titans practice squad (9/3/18)…waived by the 49ers (9/1/18)…signed by the San Francisco 49ers as an undrafted free agent (5/2/18).

Pro: Appeared in 22 games in his career, primarily in a special teams role.

2020 Season: at Arizona (12/6): Played on special teams... **vs. San Francisco (11/29):** Played four special teams snaps...**at Tampa Bay (11/23):** Played six special teams snaps...**vs. Seattle (11/15):** Played four special teams snaps...**at Miami (11/1):** Played four special teams snaps...**vs. Chicago (10/26):** Played five special teams snaps...**at San Francisco (10/18):** Played three special teams snaps...**at Washington (10/11):** Saw five snaps on special teams (17 percent)...**vs. New York Giants (10/4):** Saw three snaps on special teams...**at Buffalo (9/27):** Played five special teams snaps...**at Philadelphia (9/20):** Played six special teams snaps...**vs. Dallas (9/13):** Did not play.

2019 Season: Played in 11 games, primarily serving in special teams action...**at Carolina (9/8):** Declared inactive...**vs. New Orleans (9/15):** Declared inactive...**at Cleveland (9/22):** Made his NFL debut in a Week 3 win over the Browns...played five snaps on special teams (21 percent)...**vs. Tampa Bay (9/29):** Declared inactive...**vs. Seattle (10/3):** Declared inactive...**vs. San Francisco (10/13):** Declared inactive...**at Atlanta (10/20):** Appeared in four snaps on offense (five percent) and 10 special teams snaps (29 percent)...**vs. Cincinnati (10/27):** Appeared in four special teams plays (17 percent)...**at Pittsburgh (11/10):** Appeared in 13 snaps on offense (17 percent) and three special teams snaps (eight percent)...**vs. Chicago (11/17):** Appeared in three special teams plays (12 percent)...**vs. Baltimore (11/25):** Appeared in two special teams snaps (eight percent)...**at Arizona (12/1):** Appeared in 13 snaps on offense (17 percent) and three special teams snaps (eight percent)...**vs. Seattle (12/8):** Appeared in five special teams snaps (20 percent)...**at Dallas (12/15):** Appeared in one snap on special teams...**at San Francisco (12/21):** Appeared in six special teams snaps played (17 percent)...**vs. Arizona (12/29):** Appeared in six special teams snaps (21 percent)

College: Played in 53 games (47 starts) in five years at Washington…as a senior in 2017, earned First-Team All-Pac-12 and honorable mention academic All-Pac-12 honors…started all 13 games at center and was recipient of Washington's John P. Angel Lineman of the Year Award and Academic Achievement Award…as a junior in 2016, started all 14 games at center and earned Second-Team All-Pac-12 and honorable mention academic All-Pac-12 honors…started all 13 games on the offensive line and was the recipient of the John P. Angel Lineman of the Year Award as a sophomore in 2015…as a freshman in 2014, played in 13 games (seven starts)…redshirted in 2013.

Personal: Attended Loyola (Los Angeles, Calif.) High School. where he played on the offense and defensive line…as a junior and senior earned All-Serra League honors and helped lead the Cubs to an 8-3 record and a trip to the CIF Southern Section Pac-5 playoffs…prior to his junior and senior season, was named a top offensive lineman in the area by the Los Angeles Times.

Shelton's Career Games/Starts:

Year	Teams	GP/GS
2020	Los Angeles Rams	10/0
2019	Los Angeles Rams	12/0
Totals		**22/0**

14 Nsimba Webster

Wide Receiver • Eastern Washington • Antioch, Calif.

Ht./Wt.: 5-10/180
NFL Exp.: 2 (2nd Rams)
GP/GS, (Playoffs): 17/0, (0/0)
Birth Date: 1/27/1996
Acquired: UDFA-'19

Transactions: Signed to the active roster from practice squad (11/16/19)...signed to Rams practice squad (10/15/19)...released by Rams (10/12/19)...signed by the Rams as an undrafted rookie free agent (5/14/19).

Pro: Appeared in 17 games in his career, primarily serving as L.A.'s return man...returned two punts and seven kickoffs during rookie campaign.

2020 Season: **at Arizona (12/6):** Returned three punts for 18 yards...returned two kickoffs for 45 yards...called for one fair catch... **vs. San Francisco (11/29):** Returned three punts for nine yards... **at Tampa Bay (11/23):** Returned two punts for four yards...added two fair catches...**at Miami (11/1):** Played 18 special teams snaps (56 percent)...returned three punts for seven yards with three fair catches...returned one kickoff for 25 yards..**vs. Chicago (10/26):** Returned two punts for 14 yards...**at San Francisco (10/18):** Returned three kickoffs for 69 yards, including a long of 30 yards... fielded three punts with two returns and one fair catch...tallied 24 yards on punt return, including a 15-yard long...**at Washington (10/11):** Recorded three punt returns for 11 yards...longest return being for eight yards...saw two snaps on offense and 16 snaps on special teams...**vs. New York Giants (10/4):** Recorded two special teams tackles... played nine snaps on special teams...**at Buffalo (9/27):** Assisted with one tackle on special teams...played six special teams snaps (25 percent)...**at Philadelphia (9/20):** Played 13 snaps on special teams (52 percent)...returned one kickoff for 19 yards...**vs. Dallas (9/13):** Saw action on 11 special teams plays (44 percent)...returned one kick for 20 yards.

2019 Season: Signed to the Rams 53-man roster...made his NFL debut in a Week 11 win over the Bears...**at Carolina (9/8):** Declared inactive...**vs. New Orleans (9/15):** Declared inactive... **at Cleveland (9/22):** Declared inactive...**vs. Chicago (11/17):** Appeared in 13 snaps on special teams (52 percent)...**vs. Baltimore (11/25):** Declared inactive...**at Arizona (12/1):** Declared inactive...**vs. Seattle (12/8):** Saw action as a punt returner... signaled for three fair catches...**at Dallas (12/15):** Returned one punt for zero yards...**at San Francisco (12/21):** Returned one kickoff for 27 yards...signaled for two fair catches and returned two punts for one total yard... **at Arizona (12/29):** Returned one kickoff for 30 yards and two punts for 18 yards with a long of 14 yards.

College: Played in 44 games at Eastern Washington...totaled 156 receptions for 2,233 yards and 18 touchdowns...returned 48 kicks for the Eagles, totaling 1,114 yards and averaged 23.2 yards per kickoff return...added three kick returns of 40-plus yards in his college career...as a senior in 2018, played in 15 games for the Eagles...posted 1,379 yards on 84 receptions...scored 11 receiving touchdowns...averaged 16.4 yards per reception and 91.9 yards receiving per game in his final season at Eastern...earned First-Team All-Big Sky accolades...as a junior in 2017, named Third Team All-Big Sky honors...started EWU's first 10 games as a wide receiver and played in a total of 11 games in 2017...finished the season with 693 yards on 59 receptions with five touchdowns...as a sophomore in 2016, played in eight games as a wide receiver and kick returner...missed six games with an injury suffered on a 65-yard kickoff return against UC Davis...caught six passes for 64 yards...returned 15 kickoffs for 379 yards...in 2015, as a redshirt freshman, finished with with 772 all-purpose yards...played in 10 games with one start...finished the year with seven catches for 97 yards...added 680 yards on 31 kickoff returns...ranked eighth in the Big Sky with a 21.9 average per return, with a long of 47...the 680 return yards ranked as the 10th-most in school history.

Personal: Prepped at Deer Valley High...communication studies major at Eastern...parents are Marcus and Batala Webster...has a twin brother, Nzuzi, who played cornerback for the Eagles...mother, Batala, is a native of the Democratic Republic of the Congo.

Nsimba Webster, NFL Statistics

			Regular Season									
			Receiving					Rushing				
Year	Team	G/S	No.	Yards	Avg.	Long	TD	Att.	Yards	Avg.	Long	TD
2019	Los Angeles Rams	5/0	0	0	0.0	0	0	0	0	0.0	0	0
2020	Los Angeles Rams	12/0	0	0	0.0	0	0	0	0	0.0	0	0
Totals		**17/0**	**0**	**0**	**0.0**	**0**	**0**	**0**	**0**	**0.0**	**0**	**0**

			Punt Returns					Kickoff Returns				
Year	Team	G/S	No.	Yards	Avg.	Long	TD	Att.	Yards	Avg.	Long	TD
2019	Los Angeles Rams	5/0	7	18	2.6	14	0	2	57	28.5	30	0
2020	Los Angeles Rams	8/0	16	84	5.3	15	0	6	133	22.2	30	0
Totals		**13/0**	**23**	**102**	**4.4**	**15**	**0**	**8**	**190**	**23.8**	**30**	**0**

Additional Career Statistics: Special teams tackles: Rams: 2020 (5)

Nsimba Webster, Game-By-Game

2020 Los Angeles Rams

			Receiving					Rushing					Returns								
Game	W/L	G/S	No.	Yards	Avg.	Long	TD	Att.	Yards	Avg.	Long	TD	PR	FC	Yards	Long	TD	KR	Yards	Avg.	Long	TD
Dal 9/13	W	1/0	0	0	0.0	0	0	0	0.0	0.0	0	0	0	0	0	0	0	1	20	20.0	20	0
at Phi 9/20	W	1/0	0	0	0.0	0	0	0	0.0	0.0	0	0	0	0	0	0	0	1	19	19.0	19	0
at Buf 9/27	L	1/0	0	0	0.0	0	0	0	0.0	0.0	0	0	0	0	0	0	0	0	0	0.0	0	0
Gia 10/4	W	1/0	0	0	0.0	0	0	0	0.0	0.0	0	0	0	0	0	0	0	0	0	0.0	0	0
at Was 10/11	W	1/0	0	0	0.0	0	0	0	0.0	0.0	0	0	3	0	11	8	0	0	0	0.0	0	0
at SF 10/18	L	1/0	0	0	0.0	0	0	0	0.0	0.0	0	0	2	1	24	15	0	3	69	23.0	30	0
Chi 10/26	W	1/0	0	0	0.0	0	0	0	0.0	0.0	0	0	2	1	14	15	0	0	0	0.0	0	0
at Mia 11/1	L	1/0	0	0	0.0	0	0	0	0.0	0.0	0	0	3	3	7	5	0	1	25	25.0	25	0
Sea 11/15	W	1/0	0	0	0.0	0	0	0	0.0	0.0	0	0	1	2	15	15	0	2	37	18.5	20	0
at TB 11/23	W	1/0	0	0	0.0	0	0	0	0.0	0.0	0	0	2	2	4	2	0	0	0	0.0	0	0
SF 11/29	L	1/0	0	0	0.0	0	0	0	0.0	0.0	0	0	3	2	9	7	0	0	0	0.0	0	0
at Ari 12/6	W	1/0	0	0	0.0	0	0	0	0.0	0.0	0	0	3	1	18	9	0	2	45	22.5	26	0
NE 12/10	-	0/0	0	0	0.0	0	0	0	0.0	0.0	0	0	0	0	0	0	0	0	0	0.0	0	0
Nyj 12/20	-	0/0	0	0	0.0	0	0	0	0.0	0.0	0	0	0	0	0	0	0	0	0	0.0	0	0
at Sea 12/27	-	0/0	0	0	0.0	0	0	0	0.0	0.0	0	0	0	0	0	0	0	0	0	0.0	0	0
Ari 1/3	-	0/0	0	0	0.0	0	0	0	0.0	0.0	0	0	0	0	0	0	0	0	0	0.0	0	0
Totals	**8-4**	**12/0**	**0**	**0**	**0.0**	**0**	**0**	**0**	**0.0**	**0.0**	**0**	**0**	**16**	**11**	**84**	**15**	**0**	**8**	**170**	**21.3**	**30**	**0**

2019 Los Angeles Rams

			Receiving					Rushing					Returns								
Game	W/L	G/S	No.	Yards	Avg.	Long	TD	Att.	Yards	Avg.	Long	TD	PR	FC	Yards	Long	TD	KR	Yards	Avg.	Long	TD
at Car 9/8	W	1/0								Inactive											
NO 9/15	W	1/0								Inactive											
at Cle 9/22	W	1/0								Inactive											
TB 10/29	L	1/0								Inactive											
at Sea 10/3	L	1/0								Inactive											
SF 10/13	L	1/0								Not with Team											
at Atl 10/20	W	1/0								Practice Squad											
Cin 10/27	W	1/0								Practice Squad											
at Pit 11/10	L	0/0								Practice Squad											
Chi 11/17	W	1/0	0	0	0.0	0	0	0	0.0	0.0	0	0	0	0	0	0	0	0	0	0.0	0	0
Bal 11/25	L	0/0								Inactive											
at Ari 12/1	W	0/0								Inactive											
at Sea 12/8	W	1/0	0	0	0.0	0	0	0	0.0	0.0	0	0	2	3	-1	-1	0	0	0	0.0	0	0
at Dal 12/15	L	1/0	0	0	0.0	0	0	0	0.0	0.0	0	0	1	0	0	0	0	0	0	0.0	0	0
SF 12/21	L	1/0	0	0	0.0	0	0	0	0.0	0.0	0	0	2	2	1	1	0	1	27	27.0	27	0
Ari 12/29	W	1/0	0	0	0.0	0	0	0	0.0	0.0	0	0	2	1	18	14	0	1	30	30.0	30	0
Totals	**9-7**	**5/0**	**0**	**0**	**0.0**	**0**	**0**	**0**	**0**	**0.0**	**0**	**0**	**18**	**13**	**18**	**14**	**0**	**2**	**27**	**30.0**	**30**	**0**

31 Darious Williams

Cornerback • UAB • Jacksonville, Fla.

Ht./Wt.: 5-9/187
NFL Exp.: 3 (3rd Rams)
GP/GS: (Playoffs): 28/11, (0/0)
Birth Date: 3/15/93
Acquired: W(BAL)-'18

Transactions: Acquired via waivers by the Los Angeles Rams (10/8/18)...released by the Baltimore Ravens (10/6/18)...signed with the Ravens as a rookie free agent (5/4/18).

Pro: Has appeared in 28 games in his career with 11 starts...tallied 39 tackles (36 solo)...posted 17 passes defensed...recorded five interceptions in his career...added three tackles on special teams.

2020 Season: Returns for his third season with the Rams... **at Arizona (12/6):** Started at corner...did not record any stats... **vs. San Francisco (11/29):** Recorded two solo tackles...added one pass defensed...**at Tampa Bay (11/23):** Started at corner... recorded four solo tackles...added two passes defensed... **vs. Seattle (11/15):** Recorded one solo tackle...posted two interceptions...three passes defensed...**at Miami (11/1):** Started at corner...recorded two solo tackles...added one pass defensed... **vs. Chicago (10/26):** Recorded one solo tackle...added one pass defensed...**at San Francisco (10/18):** Played 44 defensive snaps...recorded two tackles (one solo)...added one pass defensed...**at Washington (10/11):** Tallied three solo tackles... recorded one tackle for loss...added one pass defensed...saw 52 snaps on defense and nine snaps on special teams...**vs. New York Giants (10/4):** Recorded a game-clinching interception, his second interception of the season...added two passes defensed and one tackle assist...**at Buffalo (9/27):** Appeared in 53 snaps on defense...recorded two solo tackles...**at Philadelphia (9/20):** Started at corner...posted one tackle...recorded his first interception of the season...in the third quarter...added one passed defensed in the third quarter...**vs. Dallas (9/13):** Started at cornerback... recorded four solo tackles.

2019 Season: Played in 12 games with two starts at cornerback... tallied 12 tackles (11 solo)...recorded two interceptions, four passes defensed and forced one fumble...**at Carolina (9/8):** Played 22 snaps (63 percent) on special teams in Week 1 win over Carolina...did not record any statistics...**vs. New Orleans (9/15):** Declared inactive...**at Cleveland (9/22):** Played 14 snaps (58 percent) on special teams...recorded one special teams tackle...**vs. Tampa Bay (9/29):** Played 24 snaps (63 percent) on special teams...**at Seattle (10/3):** Appeared in 23 snaps on special teams (74 percent)...**vs. San Francisco (10/13):** Appeared in 23 snaps on special teams (88 percent)...**at Atlanta (10/20):** Earned first-career start at cornerback...recovered a fumble on a punt return in the Falcons' endzone for a touchdown, his first career score...added two special teams tackles...**vs. Cincinnati (10/27):** Appeared in 24 snaps on defense (29 percent) and 14 special teams plays (58 percent)...**at Pittsburgh (11/10):** Appeared in 12 snaps on special teams (33 percent)...**vs. Chicago (11/17):** Declared inactive...**vs. Baltimore (11/25):** Declared inactive...**at Arizona (12/1):** Declared inactive...**vs. Seattle (12/8):** Appeared in three snaps on defense (four percent) and 16 special teams plays (64 percent)...**at Dallas (12/15):** Tallied a career-high five tackles (four solo)...recorded one tackle for a loss...**at San Francisco (12/21):** Started at cornerback...recorded his first career interception...tallied two solo tackles...added two passes defensed... **vs. Arizona (12/29):** Started at cornerback...recorded his second-career interception...tallied three solo tackles...added one pass defensed.

2018 Season: Played in three games (Weeks 2-4) with the Ravens...did not record any statistics...made Rams debut in the final game of the regular season...**vs. San Francisco (12/30):** Made first appearance as a Ram...played in four defensive plays and 16 special teams plays.

College: Played two seasons at UAB...saw action in 25 games with 18 starts...totaled 75 tackles with 26 passes defensed and six interceptions...as a senior, named First-Team All-America by Pro Football Focus...earned First-Team All-Conference USA in 2017... in 2017, recorded 50 tackles (38 solo) and five interceptions returned for 80 yards...led the C-USA in passes defensed with 20 and was ranked fifth in the NCAA among the Football Bowl Subdivision...had a 41-yard pick-six at Southern Mississippi... recorded first fumble recovery at North Texas...had career-highs against Coastal Carolina in tackles (eight) and tackles for loss (three)...in 2016, the football program at UAB was reinstated, but no games were played...the football program was disbanded prior to the 2015 season...started in five games in 2014 during his first year with the Blazers...started career as a walk-on...studied communications and nutrition.

Personal: Attended Creekside High School in Jacksonville, Fla....played basketball and track.

Darious Williams, NFL Statistics

Regular Season

			Tackles					Interceptions					Fumbles		
Year	**Team**	**G/S**	**Total**	**Solo**	**Asst.**	**Sacks**	**Yards**	**Int.**	**Yards**	**Long**	**TD**	**PD**	**FF**	**FR**	**Yards**
2018	Baltimore Ravens	3/0	0	0	0	0.0	0.0	0	0	0	0	0	0	0	0
2018	Los Angeles Rams	1/0	0	0	0	0.0	0.0	0	0	0	0	0	0	0	0
2019	Los Angeles Rams	12/3	12	11	1	0.0	0.0	2	0	0	0	4	0	1	0
2020	Los Angeles Rams	12/8	27	25	2	0.0	0.0	4	0	0	0	13	0	0	0
Totals		**28/11**	**39**	**36**	**3**	**0.0**	**0.0**	**6**	**0**	**0**	**0**	**16**	**0**	**1**	**0**

Additional Career Statistics: Special Teams Tackles: Rams: 2019 (3), fumble recovery in the endzone for a touchdown (Week 7, 2019)

Darious Williams, Game-By-Game

2020 Los Angeles Rams

Game	W/L	P/S	T	S	A	Sk	Yds	Int	Yds	Lg	TD	PD	FF	FR	Yds
Dal 9/13	W	1/1	4	4	0	0.0	0.0	0	0	0	0	0	0	0	0
at Phi 9/20	W	1/1	1	1	0	0.0	0.0	1	0	0	0	1	0	0	0
at Buf 9/27	L	1/1	2	2	0	0.0	0.0	0	0	0	0	0	0	0	0
NYG 10/4	W	1/1	5	4	0	0.0	0.0	1	0	0	0	2	0	0	0
at Was 10/11	W	1/0	3	3	0	0.0	0.0	0	0	0	0	1	0	0	0
at SF 10/18	L	1/0	2	1	1	0.0	0.0	0	0	0	0	1	0	0	0
Chi 10/26	W	1/1	1	1	0	0.0	0.0	0	0	0	0	1	0	0	0
at Mia 11/1	L	1/1	2	2	0	0.0	0.0	0	0	0	0	0	0	0	0
Sea 11/15	W	1/0	1	1	0	0.0	0.0	2	0	0	0	3	0	0	0
at TB 11/23	W	1/0	4	4	0	0.0	0.0	0	0	0	0	2	0	0	0
SF 11/29	L	1/0	2	2	0	0.0	0.0	0	0	0	0	1	0	0	0
at Ari 12/6	W	1/1	0	0	0	0.0	0.0	0	0	0	0	0	0	0	0
NE 12/10	-	0/0	0	0	0	0.0	0.0	0	0	0	0	0	0	0	0
NYJ 12/19	-	0/0	0	0	0	0.0	0.0	0	0	0	0	0	0	0	0
at Sea 12/27	-	0/0	0	0	0	0.0	0.0	0	0	0	0	0	0	0	0
Ari 1/3/21	-	0/0	0	0	0	0.0	0.0	0	0	0	0	0	0	0	0
Totals	**12-4**	**12/8**	**27**	**25**	**2**	**0.0**	**0.0**	**4**	**0**	**0**	**0**	**13**	**0**	**0**	**0**

2018 Los Angeles Rams

Game	W/L	P/S	T	S	A	Sk	Yds	Int	Yds	Lg	TD	PD	FF	FR	Yds
at Den10/14	W						Inactive								
at SF 10/21	W						Inactive								
GB 10/28	W						Inactive								
at NO 11/4	L						Inactive								
Sea 11/11	W						Inactive								
KC 11/19	W						Inactive								
at Det 12/2	W						Inactive								
at Chi 12/9	L						Inactive								
Phi 12/16	L						Inactive								
at Ari 12/23	W						Inactive								
SF 12/30	W	1/0	0	0	0	0.0	0.0	0	0	0	0	0	0	0	0
Totals	**8-3**	**1/0**	**0**	**0**	**0**	**0.0**	**0.0**	**0**	**0**	**0**	**0**	**0**	**0**	**0**	**0**

2018 Postseason

Game	W/L	P/S	T	S	A	Sk	Yds	Int	Yds	Lg	TD	PD	FF	FR	Yds
Dal 1/12/19 *	W	0/0					Inactive								
at NO 1/20/19 ^	W	0/0					Inactive								
NE 2/3/2019 !	L	0/0					Inactive								
Totals	**2-1**	**0/0**	**0**	**0**	**0**	**0.0**	**0.0**	**0**	**0**	**0**	**0**	**0**	**0**	**0**	**0**

* Denotes NFC Divisional Playoff Game, ^ Denotes NFC Championship Playoff Game, ! Denotes Super Bowl LIII

2019 Los Angeles Rams

Game	W/L	P/S	T	S	A	Sk	Yds	Int	Yds	Lg	TD	PD	FF	FR	Yds
at Car 9/8	W	1/0	0	0	0	0.0	0.0	0	0	0	0	0	0	0	0
NO 9/15	W	0/0					Inactive								
at Cle 9/22	W	1/0	0	0	0	0.0	0.0	0	0	0	0	0	0	0	0
TB 9/29	L	1/0	0	0	0	0.0	0.0	0	0	0	0	0	0	0	0
at Sea 10/3	L	1/0	0	0	0	0.0	0.0	0	0	0	0	0	0	0	0
SF 10/13	L	1/0	0	0	0	0.0	0.0	0	0	0	0	0	0	0	0
at Atl 10/20	W	1/1	0	0	0	0.0	0.0	0	0	0	0	0	0	1	0
Cin 10/27	W	1/0	2	2	0	0.0	0.0	0	0	0	0	0	0	0	0
at Pit 11/10	L	1/0	0	0	0	0.0	0.0	0	0	0	0	0	0	0	0
Chi 11/17	W	0/0					Inactive								
Bal 11/25	L	0/0					Inactive								
at Ari 12/1	W	0/0					Inactive								
Sea 12/8	W	1/0	0	0	0	0.0	0.0	0	0	0	0	0	0	0	0
at Dal 12/15	L	1/0	5	4	1	0.0	0.0	0	0	0	0	0	0	0	0
at SF 12/21	L	1/1	2	2	0	0.0	0.0	1	0	0	0	2	0	0	0
Ari 12/29	W	1/1	3	3	0	0.0	0.0	1	0	0	0	2	0	0	0
Totals	**9-7**	**12/3**	**12**	**11**	**1**	**0.0**	**0.0**	**2**	**0**	**0**	**0**	**4**	**0**	**1**	**0**

9 John Wolford

Quarterback • Wake Forest • Jacksonville, Fla.

Ht.: /Wt.: 6-1/200
NFL Exp.: 2 (2nd Rams)
GP/GS, (Playoffs): 0/0, (0/0)
Birth Date: 10/16/1995
Acquired: FA-'19

Transactions: Signed a reserve/future contract with the Rams (12/31/19)...signed to the Rams practice squad following 2019 training camp...signed by the Rams as a free agent (4/11/19)...waived by the New York Jets (9/4/18)...signed to the Jets practice squad (9/3/18)...waived by the Jets (9/2/18)...signed with the Jets as an undrafted free agent following the 2018 NFL Draft.

2020 Season: at Arizona (12/6): Did not play...**vs. San Francisco (11/29):** Did not play...**at Tampa Bay (11/23):** Did not play...**vs. Seattle (11/15):** Did not play...**at Miami (11/1):** Did not play...**vs. Chicago (10/26):** Did not play...**at San Francisco (10/18):** Did not play...**at Washington (10/11):** Did not play...**vs. New York Giants (10/4):** Did not play...**at Buffalo (9/27):** Did not play...**at Philadelphia (9/20):** Did not play...**vs. Dallas (9/13):** Did not play.

2019 Season: Spent the season on the Rams practice squad.

2018 Season: Spent the season on the Jets practice squad.

Personal: Started at quarterback for four seasons at Wake Forest...completed 761-of-1,275 passes (59.7 percent) for 8,794 yards and 59 touchdowns...added 19 touchdowns on the ground...as a senior, completed 239-of-374 passes for a career-high 3,192 yards...led the ACC with 29 touchdowns and an 8.5 yards/attempt average...posted 683 rushing yards and 10 touchdowns on the ground...a 2014 graduate of Bishop Kenny High School in Jacksonville, Fla...honorable mention selection to the Parade All- America team...named the Florida Times-Union's Offensive Player of the Year in 2013...received Spirit of Wayne Calloway Award from the Wake Forest University School of Business, which honors an individual who exemplifies the best that the school has to offer the business world and society...worked in finance on Wall Street before joining the Jets for the 2018 offseason...son of Robert Wolford.

John Wolford, NFL Statistics

			Regular Season Passing									
Year	**Team**	**G/S**	**Att.**	**Comp.**	**Pct.**	**Yards**	**Yds/Att.**	**TD**	**Int.**	**Long**	**Sack-Yards**	**Rating**
2019	Los Angeles Rams	0/0	0	0	0.0	0	0.0	0	0	0	0-0	0.0
2020	Los Angeles Rams	0/0	0	0	0.0	0	0.0	0	0	0	0-0	0.0
Totals		**0/0**	**0**	**0**	**0.0**	**0**	**0.0**	**0**	**0**	**0**	**0-0**	**0.0**

John Wolford, Game-By-Game

2020 Los Angeles Rams

Game	W/L	P/S	Att.	Comp.	Pct.	Yards	Yards/ Att.	TD	Int.	Long	Sack-Yards	Rtg.
Dal 9/13	W					Did not play						
at Phi 9/20	W					Did not play						
at Buf 9/27	L					Did not play						
NYG 10/4	W					Did not play						
at Was 10/11	W					Did not play						
at SF 10/18	L					Did not play						
Chi 10/26	W					Did not play						
at Mia 11/1	L					Did not play						
Sea 11/15	W					Did not play						
at TB 11/23	W					Did not play						
SF 11/29	L					Did not play						
at Ari 12/6	W					Did not play						
NE 12/10	-	0/0	0	0	0.0	0	0.0	0	0	0	0-0	0.0
NYJ 12/19	-	0/0	0	0	0.0	0	0.0	0	0	0	0-0	0.0
at Sea 12/27	-	0/0	0	0	0.0	0	0.0	0	0	0	0-0	0.0
Ari 1/3/21	-	0/0	0	0	0.0	0	0.0	0	0	0	0-0	0.0
Totals	**8-4**	0/0	0	0	0.0	0	0.0	0	0	0	0-0	0.0

17 Robert Woods

Wide Receiver • USC • Gardena, Calif.

Ht./Wt.: 6-0/195
NFL Exp.: 8 (4th Rams)
GP/GS: (Playoffs): 112/102, (4/4)
Birth Date: 4/10/1992
Acquired: FA-'17

Transactions: Signed by the Rams as a free agent (3/9/17)... selected by the Buffalo Bills in the second round (41st overall) of the 2013 NFL Draft (4/26/13).

Pro: Eighth-year wide receiver enters his fourth season with the Rams after signing as a free agent prior to the 2017 season... hauled in the third-longest reception in franchise history, a 94-yard touchdown reception from QB Jared Goff vs. Houston (11/12/17)...has played in 112 regular season games with 102 starts in addition to four postseason starts...became the first Ram to post consecutive seasons with over 1,000 receiving yards since 2007 after doing so in 2018 and 2019.

2020 Season: Named a captain for the first time in his career... **at Arizona (12/6):** Started at wide receiver...led the team in receptions (10) and yards (85)...**at Tampa Bay (11/23):** Started at wide receiver...led the team with seven catches for 80 yards...**at Tampa Bay (11/23):** Started at wide receiver...recorded 130 yards receiving on a team-high 12 receptions...scored one touchdown... hauled in a 35-yard strike in the final seconds of the first half to set up a 38-yard field goal as time expired in the second quarter... **vs. Seattle (11/15):** Started at wide receiver...recorded 33 yards receiving on five receptions...rushed the ball once for three yards...**at Miami (11/1):** Started at wide receiver...caught seven passes for 85 yards and one touchdown...rushed the ball twice for nine yards and a rushing tochdown...**vs. Chicago (10/26):** Started at wide reciever...caught three passes for 22 yards...**at San Francisco (10/18):** Started at wide receiver...caught four passes for 29 yards and one touchdown...added two rushing attempts for 11 yards...**at Washington (10/11):** Hauled in four receptions for 71 yards...longest catch of the game was 56 yards, resulting in a touchdown...**vs. New York Giants (10/4):** Recorded six receptions for 36 yards...longest catch was for 15 yards... rushed for two yards on one attempt...**at Buffalo (9/27):** Caught five receptions for 74 yards with a long of 31 yards...rushed for 30 yards on three attempts...**at Philadelphia (9/20):** Started at wide receiver...posted two receptions for a total of 14 yards...longest catch was for 13 yards...**vs. Dallas (9/13):** Started at wide receiver...targated eight times throughout the game...recorded six receptions, marching the Rams down the field for a total of 105 yards...longest reception of the game was 31 yards...rushed the ball once for 14 yards.

2019 Season: Finished the season ranked second on the team in receptions (90) and receiving yards (1,134)...90 receptions was good for the eighth-best single-season output in franchise history...became the first Ram to have consecutive seasons with over 1,000 receiving yards since Torry Holt finished a run of eight-straight seasons from 2000-2007....**at Carolina (9/8):** Started at wide receiver in Week 1 win...hauled in eight receptions for a team-high 70 yards...added 16 rushing yards on two carries...**vs. New Orleans (9/15):** Started at wide receiver...caught two passes for 33 yards with a long of 19 yards...rushed one time for 9 yards... **at Cleveland (9/22):** Recorded three receptions for 40 yards and rushed twice for 18 yards...**vs. Tampa Bay (9/29):** Hauled in a season best 13 receptions for 164 yards...entered top-20 in franchise history with (2,307) receiving yards...**at Seattle (10/3):** Started at wide receiver...hauled in five receptions for 48 yards with a long of 17 yards...**vs. San Francisco (10/13):** Started at wide receiver...recorded 16 rushing yards on two carries...scored his second career-rushing touchdown...**at Atlanta (10/20):** Started at wide receiver...caught five passes for 80 yards with a long of 25 yards...rushed one time for 6 yards...**vs. Cincinnati (10/27):** Started at wide receiver...caught two passes for 36 yards with a long of 31 yards...rushed four times for six yards with a long of six yards...**at Pittsburgh (11/10):** Started at wide receiver...caught seven passes for 95 yards with a long of 24 yards...**vs. Chicago (11/17):** Declared inactive...**vs. Baltimore (11/25):** Started at wide receiver...caught six passes for 97 yards with a long of 38 yards...**at Arizona (12/1):** Started at wide receiver...hauled in a career-best 172 receiving yards on 13 receptions with a long of 48 yards...**vs. Seattle (12/8):** Started at wide receiver...caught his first touchdown of the season...hauled in seven receptions for 98 yards with a long of 20 yards...rushed twice for 29 yards with a long of 16 yards...**at Dallas (12/15):** Started at wide receiver... caught four passes for 17 yards...**at San Francisco (12/21):** Started at wide receiver...hauled in eight receptions for 117 yards with a long of 29 yards...rushed two times for 6 yards... **vs. Arizona (12/29):** Started at wide receiver...caught seven passes for 67 yards with a long of 37 yards...rushed once for nine yards.

2018 Season: Started all 16 regular season games at wide receiver...finished with a career-high in receiving yards (1,219), receptions (86) and touchdowns (six)...averaged 14.2 yards per reception...proved versatility by totaling 157 rushing yards on 19 carries and one rushing touchdown...**at Oakland (9/10):** Started at wide receiver...hauled in three receptions for 39 yards with a long 19-yard reception...**vs. Arizona (9/16):** Started at wide receiver... notched six receptions for 81 yards with a long 21-yard reception... **vs. Chargers (9/23):** Played in 74 offensive plays...led the team in receptions (10), receiving yards (104) and touchdowns (two)... marked his first 100-plus yard game of the season, sixth career... also his third career multi-touchdown game...tied two career-bests with 10 receptions and two touchdowns...added 13 rushing yards...**vs. Minnesota (9/27):** Caught all five targets for 101 yards and one touchdown...had his longest reception of the season (36 yards)...**at Seattle (10/7):** Recorded five receptions for a team-leading 92 yards...tallied a career-long 56-yard rush...rushed twice for 53 yards...**at Denver (10/14):** Led the team in receptions (seven) and receiving yards (109)...rushed the ball once for 12 yards...**at San Francisco (10/21):** Recorded his 300th career reception...led the team in receptions (five) and receiving yards (78) with a long of 32 yards...recorded one rushing attempt for six yards...**vs. Green Bay (10/28):** Caught five passes for 70 yards... **vs. New Orleans (11/4):** Had five receptions for 71 yards with a long of 19 yards...rushed the ball twice for four yards...**vs. Seattle (11/11):** Tallied four receptions for 89 yards...set a single-season career high in reception yards (832)...rushed the ball three times for 17 yards...**vs. Kansas City (11/19):** Caught four passes for 72 yards and one touchdown...**at Detroit (12/2):** Led the team in receptions (five) and reception yards (67)...had an eight-yard touchdown reception...rushed the ball twice for 11 yards...played one snap on special teams...**at Chicago (12/9):** Led the team in receptions (seven) and receiving yards (61)...eclipsed 1,000 total receiving yards , a new career best...**vs. Philadelphia (12/16):** Tallied seven receptions for 74 yards...rushed the ball once for 19 yards...recorded one offensive tackle...**at Arizona (12/23):** Led

the team in receptions (six) and reception yards (89) with a long of 39 yards, which was a touchdown...rushed the ball twice for 15 yards and one touchdown...marked his first rushing touchdown of his career...**vs. San Francisco (12/30):** Had two receptions for 24 yards...rushed the ball once for one yard...**Divisional Round vs. Dallas (1/12/19):** Led the team in receptions (six) and reception yards (69)...rushed the ball once for nine yards...**Championship Round at New Orleans (1/20/19):** Tallied six receptions for 33 yards...**Super Bowl LIII (2/3/19):** Totaled five receptions for 70 yards...rushed the ball once for five yards.

2017 Season: Finished the regular season with a career-high in receiving yards (781) on 56 catches...tallied five touchdowns... **at San Francisco (9/21):** Started at wide receiver...hauled in six receptions for 108 yards with a long 31-yard reception...marked his fourth 100-plus yard receiving game of his career...**at New York Giants (11/5):** Started at wide receiver...hauled in two touchdowns on 70 yards receiving...notched his first multi-touchdown game of his career...converted a third-and-33 with a 52-yard reception for a TD, only the third, third-and-30+ conversion since 1991...**vs. Houston (11/12):** Started at wide receiver...had a career day with eight receptions for 171 yards and two touchdowns... hauled in the third-longest reception in franchise history, a 94-yard touchdown reception from QB Jared Goff...**at Seattle (12/17):** Started at wide receiver...hauled in a 1-yard touchdown pass...**Wild Card vs. Atlanta (1/6/18):** Started at wide receiver... registered his third 100-plus receiving yard game this season and sixth game of his career... led the team in receptions (nine) and receiving yards (142)...his 142 receiving yards are the fourth-highest output in a single postseason game in Rams history.

2016 Season: Played in 13 games, started 10...led the Bills with 613 receiving yards...finished second on the team with 51 receptions...**at New England (10/2):** Hauled in seven receptions for 89 yards...**vs. San Francisco (10/16):** Caught five passes for 44 yards and a touchdown...**at Seattle (11/7):** Notched a career-high 10 receptions for 162 yards.

2015 Season: Played in 14 games, started nine...ended the year with 47 receptions for 552 yards and three touchdowns...**vs. New England (10/4):** Hauled in three passes for 60 yards and one touchdown...**at Jacksonville (10/25):** Tied a then career-high with nine receptions...added one touchdown on 84 yards receiving.

2014 Season: Started 15-of-16 games...finished the season with 65 receptions for 699 yards and five touchdowns...**vs. New England (10/12):** Led the Bills with seven receptions for 78 yards and one touchdown...**vs. New York Jets (10/26):** Set previous career highs with nine catches for 118 yards...also added one touchdown reception.

2013 Season: Started 13-of-14 games played...became the first Buffalo rookie receiver with 40 receptions since 2004...led the team in receiving yards three times...**vs. New England (9/8):** Caught his first career touchdown on an 18-yard reception from QB E.J. Manuel...**vs. Baltimore (9/29):** Led the Bills with 80 receiving yards...**at Jacksonville (12/15):** Set career highs with five receptions for 82 yards...all five of his receptions resulted in first downs...notched his third touchdown reception of the season.

College: Started 38-of-38 games in his three-year career at USC...finished his career as the Trojans' all-time leader in receptions (252)...currently ranks eighth in program history with 2,930 receiving yards and second in receiving touchdowns (32)...also set the Trojans all-time record for most receptions in a game with 17 (9/3/11) vs. Minnesota...ended his time at USC with 200 total points scored...as a sophomore, led the Pac-12 with 9.3 receptions per game...in 2010, was named the Pac-10's Offensive Freshman of the Year...became the first true freshman wide receiver to start the season opener at wide receiver in the post-World War II era.

Personal: A member of the 2009 USA Today All-USA First Team as a senior at Serra High School in Gardena, Calif., after tallying 15 touchdowns and more than 1,100 receiving yards in addition to eight interceptions on defense while helping the school to a 15-0 record and the California Division III championship...as a junior added 19 receiving touchdowns and seven interceptions on defense...also ran track at Serra, where he won the CIF Division IV 200 and 400-meter races and was a member of the winning 1,600-meter relay team...graduated with a bachelor's degree in policy, planning and development.

Robert Woods, NFL Statistics

Regular Season

			Receiving					Rushing				
Year	**Team**	**G/S**	**No.**	**Yards**	**Avg.**	**Long**	**TD**	**Att.**	**Yards**	**Avg.**	**Long**	**TD**
2013	Buffalo Bills	14/14	40	587	14.7	57	3	2	16	8.0	13	0
2014	Buffalo Bills	16/15	65	699	10.8	37	5	0	0	0.0	0	0
2015	Buffalo Bills	14/9	47	552	11.7	37	3	1	0	0.0	0	0
2016	Buffalo Bills	13/10	51	613	12.0	34	1	1	6	6.0	0	0
2017	Los Angeles Rams	12/11	56	781	13.9	94	5	2	12	6.0	8	0
2018	Los Angeles Rams	16/16	86	1,219	14.2	39	6	19	157	8.3	56	1
2019	Los Angeles Rams	15/15	90	1,134	12.6	48	2	17	115	6.6	20	1
2020	Los Angeles Rams	12/12	71	764	10.8	56	5	20	115	5.6	25	2
Totals		**112/102**	**506**	**6,349**	**12.5**	**94**	**30**	**62**	**421**	**6.7**	**56**	**4**

Postseason

			Receiving					Rushing				
Year	**Team**	**G/S**	**No.**	**Yards**	**Avg.**	**Long**	**TD**	**Att.**	**Yards**	**Avg.**	**Long**	**TD**
2017	Los Angeles Rams	1/1	9	142	15.8	38	0	0	0	0.0	0	0
2018	Los Angeles Rams	3/3	17	172	10.1	18	0	4	11	2.8	9	0
Totals		**4/4**	**26**	**314**	**12.1**	**38**	**0**	**4**	**11**	**2.8**	**9**	**0**

Regular Season Single Game Highs:
Receptions – 10 (twice), last vs. Los Angeles Chargers (9/23/18)
Reception Yards – 162, at Seattle (11/7/16)
Touchdowns – 2 (four times), last at Arizona Cardinals (12/23/18)
Longest Reception – 94t, vs. Houston (11/12/17)

Postseason Single Game Highs:
Receptions – 9, vs. Atlanta (1/6/18, NFC Wild Card)
Reception Yards – 142, vs. Atlanta (1/6/18, NFC Wild Card)
Longest Reception – 38, vs. Atlanta (1/6/18, NFC Wild Card)

Robert Woods, Game-By-Game

2020 Los Angeles Rams

			Receiving					Rushing				
Game	W/L	P/S	No.	Yards	Avg.	Long	TD	Att.	Yards	Avg.	Long	TD
Dal 9/13	W	1/1	6	105	17.5	31	0	1	14	14.0	14	0
at Phi 9/20	W	1/1	2	14	7.0	13	0	3	19	6.3	9	1
at Buf 9/27	L	1/1	5	74	14.8	31	1	3	30	10.0	15	0
NYG 10/4	W	1/1	6	36	6.0	15	0	1	2	2.0	2	0
at Was 10/11	W	1/1	4	71	17.8	56	1	0	0	0.0	0	0
at SF 10/18	L	1/1	4	29	7.3	12	1	2	11	5.5	7	0
Chi 10/26	W	1/1	3	22	7.3	13	0	4	23	5.8	25	0
at Mia 11/1	L	1/1	7	85	12.1	26	1	2	9	4.5	5	1
Sea 11/15	W	1/1	5	33	5.5	0	0	1	3	3.0	3	0
at TB 11/23	W	1/1	12	130	10.8	35	1	2	-4	-2.0	1	0
SF 11/29	L	1/1	7	70	11.4	30	0	1	8	8.0	8	0
at Ari 12/6	W	1/1	10	85	8.5	18	0	0	0	0.0	0	0
NE 12/10	-	0/0	0	0	0.0	0	0	0	0	0.0	0	0
NYJ 12/19	-	0/0	0	0	0.0	0	0	0	0	0.0	0	0
at Sea 12/27	-	0/0	0	0	0.0	0	0	0	0	0.0	0	0
Ari 1/3/21	-	0/0	0	0	0.0	0	0	0	0	0.0	0	0
Totals	**8-4**	**12/12**	**71**	**764**	**10.8**	**56**	**4**	**20**	**115**	**5.6**	**25**	**2**

2019 Los Angeles Rams

			Receiving					Rushing				
Game	W/L	P/S	No.	Yards	Avg.	Long	TD	Att.	Yards	Avg.	Long	TD
at Car 9/8	W	1/1	8	70	8.8	22	0	2	16	8.0	20	0
NO 9/15	W	1/1	2	33	16.5	19	0	1	9	9.0	9	0
at Cle 9/22	W	1/1	3	40	13.3	18	0	2	18	9.0	17	0
TB 9/29	L	1/1	13	164	12.6	37	0	0	0	0.0	0	0
at Sea 10/3	L	1/1	5	48	9.6	17	0	0	0	0.0	0	0
SF 10/13	L	1/1	0	0	0	0	0	2	16	16.0	8	1
at Atl 10/20	W	1/1	5	80	16.0	25	0	1	6	6.0	6	0
Cin 10/27	W	1/1	2	36	18.0	31	0	4	6	1.5	6	0
at Pit 11/10	L	1/1	7	95	13.6	24	0	0	0	0.0	0	0
Chi 11/17	W	0/0				Inactive						
Bal 11/25	L	1/1	6	97	16.2	38	0	0	0	0.0	0	0
at Ari 12/1	W	1/1	13	172	13.2	48	0	0	0	0.0	0	0
Sea 12/8	W	1/1	7	98	14.0	20	1	2	29	14.5	16	0
at Dal 12/15	L	1/1	4	17	4.3	6	0	0	0	0.0	0	0
SF 12/21	L	1/1	8	117	14.6	29	0	2	6	3.0	6	0
Ari 12/29	W	1/1	7	67	9.6	37	1	1	9	9.0	9	0
Totals	**9-7**	**15/15**	**90**	**1,134**	**12.6**	**48**	**2**	**17**	**115**	**6.6**	**20**	**1**

2018 Los Angeles Rams

			Receiving					Rushing				
Game	W/L	P/S	No.	Yards	Avg.	Long	TD	Att.	Yards	Avg.	Long	TD
at Oak 9/10	W	1/1	3	37	12.3	20	0	1	6	6.0	6	0
Ari 9/16	W	1/1	6	81	13.5	21	0	0	0	0.0	0	0
LAC 9/23	W	1/1	10	104	10.4	22	2	3	13	4.3	8	0
Min 9/27	W	1/1	5	101	20.2	36	1	0	0	0.0	0	0
at Sea 10/7	W	1/1	5	92	18.4	31	0	2	53	26.5	56	0
at Den 10/14	W	1/1	7	109	15.6	28	0	1	12	12.0	12	0
at SF 10/21	W	1/1	5	78	15.6	32	0	1	6	6.0	6	0
GB 10/28	W	1/1	5	70	14.0	19	0	0	0	0.0	0	0
at NO 11/4	L	1/1	5	71	14.2	19	0	2	4	2.0	2	0
Sea 11/11	W	1/1	4	89	22.3	35	0	3	17	5.7	14	0
KC 11/19	W	1/1	4	72	18.0	36	1	0	0	0.0	0	0
at Det 12/2	W	1/1	5	67	13.4	23	1	2	11	5.5	9	0
at Chi 12/9	L	1/1	7	61	8.7	29	0	0	0	0.0	0	0
Phi 12/16	L	1/1	7	74	10.6	20	0	1	19	19.0	19	0
at Ari 12/23	W	1/1	6	89	14.8	39t	1	2	15	7.5	11	1
SF 12/30	W	1/1	2	24	12.0	18	0	1	1	1.0	1	0
Totals	**13-3**	**16/16**	**86**	**1,219**	**14.2**	**39t**	**6**	**19**	**157**	**8.3**	**56**	**1**

2017 Los Angeles Rams

			Receiving					Rushing				
Game	W/L	P/S	No.	Yds	Avg.	Lg	TD	Att.	Yds	Avg.	Lg	TD
Ind 9/10	W	1/1	3	53	17.7	27	0	0	0	0.0	0	0
Was 9/17	L	1/1	1	8	8.0	8	0	0	0	0.0	0	0
at SF 9/21	W	1/1	6	108	18.0	31	0	0	0	0.0	0	0
at Dal 10/1	W	1/1	2	17	8.5	19	0	0	0	0.0	0	0
Sea 10/8	L	1/1	5	66	13.2	20	0	1	8	8.0	8	0
at Jax 10/15	W	1/1	5	70	14.0	22	0	0	0	0.0	0	0
Ari 10/22	W	1/1	5	59	11.8	17	0	1	4	4.0	4	0
at NYG 11/5	W	1/1	4	7T0	17.5	52t	2	0	0	0.0	0	0
Hou 11/12	W	1/1	8	171	21.4	94t	2	0	0	0.0	0	0
at Min 11/19	L	1/1	8	81	10.1	23	0	0	0	0.0	0	0
NO 11/26	W					Inactive						
at Ari 12/3	W					Inactive						
Phi 12/10	L					Inactive						
at Sea 12/17	W	1/1	6	45	7.5	14	1	0	0	0.0	0	0
at Ten 12/24	W	1/1	3	33	11.0	13	0	0	0	0.0	0	0
SF 12/31	L	0/0	0	0	0.0	0	0	0	0	0.0	0	0
Totals	**11/5**	**12/11**	**56**	**781**	**13.9**	**94t**	**5**	**2**	**12**	**6.0**	**8**	**0**

2018 Postseason

			Receiving					Rushing				
Game	W/L	P/S	No.	Yds	Avg.	Lg	TD	Att.	Yds	Avg.	Lg	TD
Dal 1/12/19 *	W	1/1	6	69	11.5	18	0	1	9	9.0	9	0
at NO 1/20/19 ^	W	1/1	6	33	5.5	16	0	2	-3	-1.5	1	0
NE 2/3/2019 !	L	1/1	5	70	14.0	18	0	1	5	5.0	5	0
Totals	**2-1**	**3/3**	**17**	**172**	**10.1**	**18**	**0**	**4**	**11**	**2.8**	**9**	**0**

* Denotes NFC Divisional Playoff Game, ^ Denotes NFC Championship Playoff Game, ! Denotes Super Bowl LIII

2017 Postseason

			Receiving					Rushing				
Game	W/L	P/S	No.	Yds	Avg.	Lg	TD	Att.	Yds	Avg.	Lg	TD
Atl 1/6/18 *	L	1/0	9	142	15.8	38	0	0	0	0.0	0	0
Totals	**0-1**	**1/1**	**9**	**142**	**15.8**	**38**	**0**	**0**	**0**	**0.0**	**0**	**0**

* Denotes NFC Wild Card Playoff Game

2016 Buffalo Bills

			Receiving					Rushing				
Game	W/L	P/S	No.	Yds	Avg	Lg	TD	Att	Yds	Avg	Lg	TD
at Bal 9/11	L	1/1	4	20	5.0	9	0	0	0	0.0	0	0
NYJ 9/15	L	1/1	1	10	10.0	10	0	0	0	0.0	0	0
Ari 9/25	W	1/1	6	51	8.5	24	0	0	0	0.0	0	0
at NE 10/2	W	1/1	7	89	12.7	23	0	0	0	0.0	0	0
at LA 10/9	W	1/1	2	26	13.0	17	0	0	0	0.0	0	0
SF 10/16	W	1/1	5	44	8.8	18	1	1	6	6.0	6	0
at Mia 10/23	L	0/0				Inactive						
NE 10/30	L	1/0	4	50	12.5	20	0	0	0	0.0	0	0
at Sea 11/7	L	1/1	10	162	16.2	29	0	0	0	0.0	0	0
at Cin 11/20	W	1/1	3	41	13.7	24	0	0	0	0.0	0	0
Jax 11/27	W	0/0				Inactive						
at Oak 12/4	L	0/0				Inactive						
Pit 12/11	L	1/0	1	29	29.0	29	0	0	0	0.0	0	0
Cle 12/18	W	1/0	1	5	5.0	5	0	0	0	0.0	0	0
Mia 12/24	L	1/1	3	43	14.3	34	0	0	0	0.0	0	0
at NYJ 1/1/17	L	1/1	4	43	10.8	16	0	0	0	0.0	0	0
Totals	**7-9**	**13/10**	**51**	**613**	**12.0**	**34**	**1**	**1**	**6**	**6.0**	**6**	**0**

2015 Buffalo Bills

			Receiving					Rushing				
Game	W/L	P/S	No.	Yds	Avg.	Lg	TD	Att.	Yds	Avg.	Lg	TD
Ind 9/13	W	1/0	2	27	13.5	15	0	0	0	0.0	0	0
NE 9/20	L	1/0	3	60	20.0	32t	1	0	0	0.0	0	0
at Mia 9/27	W	1/0	4	38	9.5	16	0	0	0	0.0	0	0
NYG 10/4	L	1/0	3	33	11.0	17	0	0	0	0.0	0	0
at Ten 10/11	W	1/1	1	6	6.0	6	0	0	0	0.0	0	0
Cin 10/18	L	1/1	4	47	11.8	22	0	0	0	0.0	0	0
at Jax 10/25	L	1/1	9	84	9.3	16t	1	0	0	0.0	0	0
Mia 11/8	W	1/1	0	0	0.0	0	0	1	0	0.0	0	0
at NYJ 11/12	W	1/1	3	19	6.3	10	0	0	0	0.0	0	0
at NE 11/23	L	1/1	4	44	11.0	18	0	0	0	0.0	0	0
at KC 11/29	L	1/1	3	25	8.3	12	0	0	0	0.0	0	0
Hou 12/6	W	1/1	2	19	9.5	17	1	0	0	0.0	0	0
at Phi 12/13	L	1/0	5	106	21.2	37	0	0	0	0.0	0	0
at Was 12/20	L	1/1	4	44	11.0	17	0	0	0	0.0	0	0
Dal 12/27	W	0/0					Inactive					
NYJ 1/3/16	W	0/0					Inactive					
Totals	**8-8**	**14/9**	**47**	**552**	**11.7**	**37**	**3**	**1**	**0**	**0.0**	**0**	**0**

2014 Buffalo Bills

			Receiving					Rushing				
Game	W/L	P/S	No.	Yds	Avg	Lg	TD	Att	Yds	Avg	Lg	TD
at Chi 9/7	W	1/1	4	78	19.5	32	0	0	0	0.0	0	0
Mia 9/14	W	1/1	1	5	5.0	5	0	0	0	0.0	0	0
SD 9/21	L	1/1	3	19	6.3	15	0	0	0	0.0	0	0
at Hou 9/28	L	1/1	3	17	5.6	13	0	0	0	0.0	0	0
at Det 10/5	W	1/1	3	37	12.3	18	0	0	0	0.0	0	0
NE 10/12	L	1/1	7	78	11.3	35	1	0	0	0.0	0	0
Min 10/19	W	1/1	4	10	2.5	7	0	0	0	0.0	0	0
at NYJ 10/26	W	1/1	3	50	16.7	25	1	0	0	0.0	0	0
KC 11/9	L	1/1	6	52	8.7	20	0	0	0	0.0	0	0
at Mia 11/13	L	1/1	2	15	7.5	9	0	0	0	0.0	0	0
NYJ 11/23	W	1/1	9	118	13.1	37	1	0	0	0.0	0	0
Cle 11/30	W	1/1	3	71	17.8	34	0	0	0	0.0	0	0
at Den 12/7	L	1/1	3	36	12.0	17	0	0	0	0.0	0	0
GB 12/14	W	1/1	2	22	11.0	18	0	0	0	0.0	0	0
at Oak 12/21	L	1/1	7	52	7.4	30	1	0	0	0.0	0	0
at NE12/28	W	1/0	4	39	9.8	20	1	0	0	0.0	0	0
Totals	**9-7**	**16/15**	**65**	**699**	**10.8**	**37**	**5**	**0**	**0**	**0.0**	**0**	**0**

2013 Buffalo Bills

			Receiving					Rushing				
Game	W/L	P/S	No.	Yds	Avg.	Lg	TD	Att.	Yds	Avg.	Lg	TD
NE 9/8	L	1/1	1	18	18.0	18	1	0	0	0.0	0	0
Car 9/15	W	1/1	4	68	17.0	28	0	1	3	3.0	3	0
at NYJ 9/22	L	1/1	2	35	17.5	29	0	0	0	0.0	0	0
Bal 9/29	W	1/1	4	80	20.0	42t	1	1	13	13.0	13	0
at Cle 10/3	L	1/1	5	64	12.8	24	0	0	0	0.0	0	0
Cin 10/13	L	1/1	2	9	4.5	6	1	0	0	0.0	0	0
at Mia 10/20	W	1/1	3	24	8.0	11	0	0	0	0.0	0	0
at NO 10/27	L	1/1	1	7	7.0	7	0	0	0	0.0	0	0
KC 11/3	L	1/0	4	44	11.0	18	0	0	0	0.0	0	0
at Pit 11/10	L	0/0					Inactive					
NYJ 11/17	W	0/0					Inactive					
Atl 12/1	L	1/1	2	39	19.5	33	0	0	0	0.0	0	0
at TB 12/8	L	1/1	3	20	6.7	9	0	0	0	0.0	0	0
at Jax 12/15	W	1/1	5	82	16.4	20	1	0	0	0.0	0	0
Mia 12/22	W	1/1	3	70	23.3	57	0	0	0	0.0	0	0
at NE 12/29	L	1/1	1	27	27.0	27	0	0	0	0.0	0	0
Totals	**6-10**	**14/13**	**40**	**587**	**14.7**	**57**	**3**	**2**	**16**	**8.0**	**13**	**0**

41 Kenny Young

Linebacker • UCLA • Boutte, La.

Ht./Wt.: 6-1/234
NFL Exp.: 3 (2nd Rams)
GP/GS, (Playoffs): 42/10, (1/0)
Birth Date: 11/15/1994
Acquired: T(BAL)-'19

Transactions: Traded to the Rams (10/15/19)...selected by Baltimore with the No. 122 pick in the 2018 NFL Draft.

Pro: Appeared in 42 games (nine starts)...recorded 97 career tackles (68 solo)...2.5 career sacks.

2020 Season: Started his first game of the season in a Week 2 win over the Eagles...**at Arizona (12/6):** Recorded two tackles (one solo)...added one tackle for loss...**at Tampa Bay (11/23):** Started at linebacker...recorded one solo tackle...**at Tampa Bay (11/23):** Recorded four tackles (one solo)...added one special teams tackle...**vs. Seattle (11/15):** Recorded one solo tackle...**at Miami (11/1):** Recorded four total tackles (three solo)...added one pass defensed, his first of the season and second in his career...**vs. Chicago (10/26):** Recorded three solo tackles...**at San Francisco (10/18):** Started at ILB...recorded three total tackles (one solo)...**at Washington (10/11):** Combined for five tackles (two solo)...played 38 snaps on defense and two snaps on special teams...**vs. New York Giants (10/4):** Combined for three tackles (two solo)...played in 34 snaps on defense and six snaps on special teams...**at Buffalo (9/27):** Combined for two tackles while playing 39 snaps on defense (1 solo), (1 ast)...**at Philadelphia (9/20):** Started his first game at inside linebacker...combined for four tackles (three solo)...recorded one fumble recovery in the first quarter to help his team score on the next drive...posted one quarterback hits...**vs. Dallas (9/13):** Posted five total tackle (two solo)...saw 10 snaps on special teams (40 percent).

2019 Season: Traded to the Rams from the Baltimore Ravens in Week 7...appeared in nine games for the Rams...recorded two special teams tackles...forced one fumble in a Week 3 win over the Bengals...**at Atlanta (10/20):** Declared Inactive...**vs. Cincinnati (10/27):** Appeared in 15 special teams plays (62 percent)...**at Pittsburgh (11/10):** Appeared in 26 special teams plays (72 percent)...**vs. Chicago (11/17):** Appeared in 17 special teams plays (68 percent)...**vs. Baltimore (11/25):** Recorded one special teams tackle...**at Arizona (12/1):** Played in 16 special teams plays (57 percent)...did not record any statistics...**vs. Seattle (12/8):** Appeared in 16 special teams plays (64 percent)...**at Dallas (12/15):** Appeared in 21 snaps on special teams (70 percent)... did not record any statistics...**at San Francisco (12/21):** Appeared in eight snaps on special teams (23 percent)...did not record any statistics...**vs. Arizona (12/29):** Recorded a special teams tackle.

2018 Season: Appeared in 16 games as a rookie, recording 47 tackles (37 solo), 2.5 sacks, 1 PD and 1 FF for the NFL's No. 1 overall (292.9 ypg) and No. 2 scoring (17.9 ppg) defense...**at Kansas City (12/9):** Contributed one of the Ravens' 15 QB hits...the 15 QB hits are the most Baltimore's defense has produced in a game since 2014...**at Atlanta (12/2):** Registered three solo tackles and a FF for a defense that held Atlanta to just 131 yards – the fewest by a Falcons team since 1999 in the 26-16 win...**at Tennessee (10/14):** Had 3 tackles and 1.0 sack for a defense that posted franchise records in sacks (11.0) and passing yards allowed (51) in the 21-0 win...**vs. Denver (9/23):** Earned his first-career start and posted a game-high 10 tackles in the 27-14 victory...**at Cincinnati (9/13):** Recorded a career-high seven tackles (four solo), including one TFL...played the majority of the game, filling in for an injured C.J. Mosley...**vs. Buffalo (9/9):** Appeared in his first-career NFL game and recorded his first-career sack, posting four tackles (all solo) and one TFL for a defense that registered 6.0 sacks and two interceptions in the 47-3 season-opening win.

College: His 304 career tackles rank 13th in UCLA history...returned an INT a career-long 40 yards vs. Stanford (2016)...in 2015, recorded his first-career INT (returned 23 yards for a TD) at UNLV...earned honorable mention on the All-Pac-12 academic team (2017)...named Second-Team All-Pac-12 (2016)...eclipsed the century mark in tackles (110), en route to earning first-team All-Pac-12 honors and second-team USA TODAY All-American honors in 2017...as a senior, posted a single-game career-high 15 tackles vs. Cal, earning Pac-12 Player of the Week honors.

Personal: Prepped at John Curtis (River Ridge, LA) HS, where he recorded 122 tackles as a senior, earned team MVP honors and helped lead his team to a state championship...in 2013, was named to the American Family Insurance/USA Today All-USA second team and was tabbed the Times Picayune/NOLA.com All-Metro Small Schools Defensive Player of the Year...chosen to play in the U.S. Army All-America Bowl and led the West team with 6 tackles...was an active member of the UCLA community and enjoyed partaking in service projects...was a member of the debate team his junior year at UCLA...majored in sociology...one of his papers was published as an example for students in future classes...adoptive father, Dominic Brown, set several school football records at Destrehan (LA) HS, but had them broken by Hall of Fame Ravens S Ed Reed...traveled to Israel and Greece during the 2019 offseason.

Kenny Young, NFL Statistics

Regular Season

		Tackles					Interceptions						Fumbles		
Year	**Team**	**G/S**	**Total**	**Solo**	**Asst.**	**Sacks**	**Yards**	**Int.**	**Yards**	**Long**	**TD**	**PD**	**FF**	**FR**	**Yards**
2018	Baltimore Ravens	16/3	47	37	10	2.5	5.5	0	0	0	0	1	1	1	0
2019	Baltimore Ravens	5/3	13	11	2	0.0	0.0	0	0	0	0	0	1	0	0
2019	Los Angeles Rams	9/0	0	0	0	0.0	0.0	0	0	0	0	0	0	0	0
2020	Los Angeles Rams	12/4	36	19	17	0.0	0.0	0	0	0	0	1	0	1	0
Totals		**42/10**	**97**	**68**	**29**	**2.5**	**5.5**	**0**	**0**	**0**	**0**	**2**	**2**	**2**	**0**

Postseason

		Tackles					Interceptions						Fumbles		
Year	**Team**	**G/S**	**Total**	**Solo**	**Asst.**	**Sacks**	**Yards**	**Int.**	**Yards**	**Long**	**TD**	**PD**	**FF**	**FR**	**Yards**
2018	Baltimore Ravens	1/0	2	2	0	0.0	0.0	0	0	0	0	0	0	0	0
Totals		**1/0**	**2**	**2**	**0**	**0.0**	**0.0**	**0**	**0**	**0**	**0**	**0**	**0**	**0**	**0**

Additional Career Statistics: Special Teams Tackles: Rams: 2020 (1) 2019 (2)

Kenny Young, Game-By-Game

2020 Los Angeles Rams

Game	W/L	P/S	T	S	A	Sk	Yds	Int	Yds	Lg	TD	PD	FF	FR	Yds
Dal 9/13	W	1/0	5	2	3	0.0	0.0	0	0	0	0	0	0	0	0
at Phi 9/20	W	1/1	4	2	2	0.0	0.0	0	0	0	0	0	0	1	0
at Buf 9/27	L	1/0	2	1	1	0.0	0.0	0	0	0	0	0	0	0	0
NYG 10/4	W	1/0	3	2	1	0.0	0.0	0	0	0	0	0	0	0	0
at Was 10/11	W	1/1	5	2	3	0.0	0.0	0	0	0	0	0	0	0	0
at SF 10/18	L	1/1	3	1	2	0.0	0.0	0	0	0	0	0	0	0	0
Chi 10/26	W	1/1	3	3	0	0.0	0.0	0	0	0	0	0	0	0	0
at Mia 11/1	L	1/0	4	3	1	0.0	0.0	0	0	0	0	1	0	0	0
Sea 11/15	W	1/0	1	1	0	0.0	0.0	0	0	0	0	0	0	0	0
at TB 11/23	W	1/0	4	1	3	0.0	0.0	0	0	0	0	0	0	0	0
SF 11/29	L	1/0	1	1	0	0.0	0.0	0	0	0	0	0	0	0	0
at Ari 12/6	W	1/0	2	1	1	0.0	0.0	0	0	0	0	0	0	0	0
NE 12/10	-	0/0	0	0	0	0.0	0.0	0	0	0	0	0	0	0	0
NYJ 12/19	-	0/0	0	0	0	0.0	0.0	0	0	0	0	0	0	0	0
at Sea 12/27	-	0/0	0	0	0	0.0	0.0	0	0	0	0	0	0	0	0
Ari 1/3/21	-	0/0	0	0	2	0.0	0.0	0	0	0	0	0	0	0	0
Totals	**8-4**	**12/4**	**37**	**20**	**17**	**0.0**	**0.0**	**0**	**0**	**0**	**0**	**1**	**0**	**1**	**0**

2018 Baltimore Ravens

Game	W/L	P/S	T	S	A	Sk	Yds	Int	Yds	Lg	TD	PD	FF	FR	Yds
Buf 9/9	W	1/0	4	4	0	1.0	0.0	0	0	0	0	0	0	0	0
at Cin 9/13	L	1/0	7	4	3	0.0	0.0	0	0	0	0	0	0	0	0
Den 9/23	W	1/1	10	8	2	0.0	0.0	0	0	0	0	0	0	0	0
at Pit 9/30	W	1/1	0	0	0	0.0	0.0	0	0	0	0	0	0	0	0
at Cle 10/7	L	1/1	2	1	1	0.5	2.5	0	0	0	0	0	0	1	0
at Ten10/14	W	1/0	3	2	1	1.0	3.0	0	0	0	0	0	0	0	0
NO 10/21	L	1/0	4	3	1	0.0	0.0	0	0	0	0	0	0	0	0
at Car 10/28	L	1/0	2	1	1	0.0	0.0	0	0	0	0	0	0	0	0
Pit 11/4	L	1/0	4	3	1	0.0	0.0	0	0	0	0	0	0	0	0
Cin 11/18	W	1/0	4	4	0	0.0	0.0	0	0	0	0	0	0	0	0
Oak 11/25	W	1/0	2	2	0	0.0	0.0	0	0	0	0	1	0	0	0
at Atl 12/2	W	1/0	3	3	0	0.0	0.0	0	0	0	0	0	1	0	0
at KC 12/9	L	1/0	0	0	0	0.0	0.0	0	0	0	0	0	0	0	0
TB 12/16	W	1/0	1	1	0	0.0	0.0	0	0	0	0	0	0	0	0
at LAC 12/22	W	1/0	1	1	0	0.0	0.0	0	0	0	0	0	0	0	0
Cle 12/30	W	1/0	0	0	0	0.0	0.0	0	0	0	0	0	0	0	0
Totals	**10-6**	**16/3**	**47**	**37**	**10**	**2.5**	**5.5**	**0**	**0**	**0**	**0**	**1**	**1**	**1**	**0**

2018 Postseason

LAC 1/6/19 *	L	1/0	2	2	0	0.0	0.0	0	0	0	0	0	0	0	0
Totals	**0-1**	**1/0**	**2**	**2**	**0**	**0.0**	**0.0**	**0**	**0**	**0**	**0**	**0**	**0**	**0**	**0**

* Denotes AFC Wild Card Playoff Game

2019 Baltimore Ravens/Los Angeles Rams

Game	W/L	P/S	T	S	A	Sk	Yds	Int	Yds	Lg	TD	PD	FF	FR	Yds
at Mia 9/8	W	1/1	2	2	0	0.0	0.0	0	0	0	0	0	0	0	0
Ari 9/15	W	1/0	0	0	0	0.0	0.0	0	0	0	0	0	0	0	0
at KC 9/22	L	1/1	7	6	1	0.0	0.0	0	0	0	0	0	1	0	0
Cle 9/29	L	1/1	4	3	1	0.0	0.0	0	0	0	0	0	0	0	0
Cin 10/13	W	1/0	0	0	0	0.0	0.0	0	0	0	0	0	0	0	0
at Atl 10/20	W	0/0					Inactive								
Cin 10/27	W	1/0	0	0	0	0.0	0.0	0	0	0	0	0	0	0	0
at Pit 11/10	L	1/0	0	0	0	0.0	0.0	0	0	0	0	0	0	0	0
Chi 11/17	W	1/0	0	0	0	0.0	0.0	0	0	0	0	0	0	0	0
Bal 11/25	L	1/0	0	0	0	0.0	0.0	0	0	0	0	0	0	0	0
at Ari 12/1	W	1/0	0	0	0	0.0	0.0	0	0	0	0	0	0	0	0
Sea 12/8	W	1/0	0	0	0	0.0	0.0	0	0	0	0	0	0	0	0
at Dal 12/15	L	1/0	0	0	0	0.0	0.0	0	0	0	0	0	0	0	0
at SF 12/21	L	1/0	0	0	0	0.0	0.0	0	0	0	0	0	0	0	0
Ari 12/29	W	1/0	0	0	0	0.0	0.0	0	0	0	0	0	0	0	0
Totals	**9/7**	**14/3**	**13**	**11**	**2**	**0.0**	**0.0**	**0**	**0**	**0**	**0**	**0**	**1**	**0**	**0**

26 Terrell Burgess

Safety • Utah • San Marcos, Calif.

Ht./Wt.: 5-11/202
NFL Exp.: Rookie
GP/GS, (Playoffs): 7/0, (0/0)
Birth Date: 11/12/1998
Acquired: D3B-'20 (No. 104 Overall)

Transactions: Selected by the Rams in the third round (104th overall) of the 2020 NFL Draft (4/24/20).

2020 Season: Made his NFL debut at SoFi Stadium in a Week 1 win over the Cowboys... **vs. Chicago (10/26):** Recorded three defensive tackles (two solo)...**at San Francisco (10/18):** Played nine defensive snaps (12 percent) and 24 plays on special teams (89 percent)...did not record any stats...**at Washington (10/11):** Played 23 special teams snaps (77 percent)...did not record any stats...**vs. New York Giants (10/4):** Played 19 defensive snaps (28 percent) and 19 special teams snaps (83 percent)...recorded one defensive tackle...**at Buffalo (9/27):** Played all 9 defensive snaps (15 percent)...recorded his first NFL defensive tackle... **at Philadelphia (9/20):** Played 16 special teams snaps (64 percent)...recorded one special teams tackle...**vs. Dallas (9/13):** Played 17 special teams snaps.

College: In 2019, Burgess started all 14 games at strong safety at Utah...finished third on the team and led the defensive backs with 81 tackles, including 7.5 TFL and 0.5 sack...ranked second on the team with two fumble recoveries, which was tied for fourth in the Pac-12…added six passes defended and one interception... recorded a career-high 12 tackles with a pass defensed vs. Oregon in the Pac-12 Championship...tallied nine tackles (1.5 TFL, 0.5 sacks) with a fumble recovery vs. UCLA... recorded his first career interception against USC and finished with four tackles...as a junior in 2018, played in all 14 games… earned second-team Pac-12 All-Academic honors…saw action on defense in nine games, earning two starts...finished the season with 16 tackles (0.5 TFL) and three passes defensed...posted five tackles and a pass breakup against Arizona…blocked a field goal against Weber State...in 2017 as a sophomore, earned first-team Pac-12 All-Academic honors...played in all 13 games on special teams and appeared in four games on defense, with one start...tallied 18 tackles (1.0 TFL) on the season...in 2016 as a freshman, he played in four games, with three with appearances on defense…played both ways early in the season and had one reception for seven yards against Southern Utah...posted two kick returns for 27 yards, both against BYU.

Personal: All-CIF San Diego Section first-team wide receiver as a senior and second-team defensive back as a junior at San Marcos High School…no. 6 cornerback in California by Scout.com… recorded eight career interceptions and 90 career tackles…73 career receptions for 1,288 yards and 17 touchdowns…also ran track…personal-best time of 11.14 in the 100 and 22.31 in the 200 meters…son of Tyrone and Ingrid Burgess…has four siblings… brother Isiah Hennie was a two-time honorable mention All-Big Sky wide receiver at Sacramento State (2014-17)…kinesiology major received his degree in December 2019.

Terrell Burgess, NFL Statistics

Regular Season

			Tackles					Interceptions					Fumbles		
Year	**Team**	**G/S**	**Total**	**Solo**	**Asst.**	**Sacks**	**Yards**	**Int.**	**Yards**	**Long**	**TD**	**PD**	**FF**	**FR**	**Yards**
2020	Los Angeles Rams	7/0	5	4	1	0.0	0.0	0	0	0	0	0	0	0	0
Totals		**7/0**	**5**	**4**	**1**	**0.0**	**0.0**	**0**	**0**	**0**	**0**	**0**	**0**	**0**	**0**

Terrell Burgess, Game-By-Game

2020 Los Angeles Rams

Game	W/L	P/S	T	S	A	Sk	Yds	Int	Yds	Lg	TD	PD	FF	FR	Yds
Dal 9/13	W	1/0	0	0	0	0.0	0.0	0	0	0	0	0	0	0	0
at Phi 9/20	W	1/0	0	0	0	0.0	0.0	0	0	0	0	0	0	0	0
at Buf 9/27	L	1/0	1	1	0	0.0	0.0	0	0	0	0	0	0	0	0
NYG 10/4	W	1/0	1	1	0	0.0	0.0	0	0	0	0	0	0	0	0
at Was 10/11	W	1/0	0	0	0	0.0	0.0	0	0	0	0	0	0	0	0
at SF 10/18	L	1/0	0	0	0	0.0	0.0	0	0	0	0	0	0	0	0
Chi 10/26	W	1/0	3	2	1	0.0	0.0	0	0	0	0	0	0	0	0
at Mia 11/1	-	0/0	0	0	0	0.0	0.0	0	0	0	0	0	0	0	0
Sea 11/15	-	0/0	0	0	0	0.0	0.0	0	0	0	0	0	0	0	0
at TB 11/23	-	0/0	0	0	0	0.0	0.0	0	0	0	0	0	0	0	0
SF 11/29	-	0/0	0	0	0	0.0	0.0	0	0	0	0	0	0	0	0
at Ari 12/6	-	0/0	0	0	0	0.0	0.0	0	0	0	0	0	0	0	0
NE 12/10	-	0/0	0	0	0	0.0	0.0	0	0	0	0	0	0	0	0
NYJ 12/19	-	0/0	0	0	0	0.0	0.0	0	0	0	0	0	0	0	0
at Sea 12/27	-	0/0	0	0	0	0.0	0.0	0	0	0	0	0	0	0	0
Ari 1/3/21	-	0/0	0	0	0	0.0	0.0	0	0	0	0	0	0	0	0
Totals	**5-2**	**7/0**	**5**	**4**	**1**	**0.0**	**0.0**	**0**	**0**	**0**	**0**	**0**	**0**	**0**	**0**

2 Kai Forbath

Kicker • UCLA • Santa Monica, Calif.

Ht./Wt.: 5-11/197
NFL Exp.: 9 (1st Rams)
GP/GS, (Playoffs): 83/0, (1/1)
Birth Date: 9/2/1987
Acquired: FA-'20

Transactions: Signed with the Los Angeles Rams off the Chicago Bears practice squad (10/20/20)...signed to the Chicago Bears practice squad (10/9/20)...signed to the Carolina Panthers practice squad (9/25/20)...released by Dallas Cowboys (8/1/20)... signed a one-year contract with the Dallas Cowboys (3/18/20)... waived by the New England Patriots (12/2/19)...signed with the New England Patriots (11/29/19)...signed with the Jacksonville Jaguars (12/14/18)...released by the Minnesota Vikings (8/20/18)... signed a one-year contract extension with the Minnesota Vikings (3/20/18)...signed a two-year contract with the Minnesota Vikings (11/15/16).

Pro: 133-of-154 (86.4%) on field goal attempts, and 187-of-200 (93.5 percent) on PATs...kicked for the New Orleans Saints for the final 10 games of 2015...went 9-of-13 (69.2) on FGs and 33-of-34 (97.1) on PATs as a Saint...made a career-best two FGs from 50+ yards in 2015 with New Orleans, including a 50-yard game-winner as time expired vs. NY Giants (11/1/15) and a career-long 57-yarder vs. Houston (11/29)...released by New Orleans on 9/6/16 as a part of final cuts...first signed with the Saints on 10/19/15 before re-signing with them on 3/10/16...Kicked for the Redskins in Week 1 of the 2015 season going 1-of-2 on FGs and 1 of 1 on PATs before being cut 9/14/15...with Washington in 2014, connected on a career-high 24-of-27 (88.9%) FGs and 31-of-32 (96.9%) PATs while appearing in all 16 games for the only time in his career...appeared in 13 games in 2013, missing 3 due to a groin injury...went 18 of 22 (81.8%) on FGs and 26 of 26 on PATs in 2013 with the Redskins...signed with the Redskins on 10/9/12 season and had a record setting-setting first season... made his 1st 17 career FG attempts, setting an NFL record, which has since been tied, for consecutive makes to start a career... finished 17 of 18 (94.4%) on FGs and 33 of 34 (97.1%) on PATs in 2012...spent the 2012 offseason and training camp with Tampa Bay before being released during final cuts on 8/31/12...claimed by the Buccaneers on 4/17/12 after being waived by Dallas... Originally signed with Dallas as an undrafted free agent following the lock out in 2011 (8/2) and was placed on the NFI (Non-football injury) list (8/30) where he spent the entire 2011 season.

2020 Season:vs. Seattle (11/15): Kicked his first field goal at SoFi Stadium...connected on two-of-three PATs...**at Miami (11/1):** Connected on one-of-two field goal attempts and two-of-two PATs.....including his first made field goal as a Ram (23-yards)... **vs Chicago (10/26):** Declared inactive...signed with the Rams from the Bears practice squad (10/20/20).

2019 Season: Played four games, three with the Dallas Cowboys, one with the New England Patriots...connected on 11-of-11 field goal attempts (100 percent), and 11-of-12 PAT (91 percent).

2018 Season: Played three games for the Jacksonville Jaguars...connected on four-of-five field goal attempts (80 percent), and three-of-three PAT.

2017 Season: Made his lone PAT at Philadelphia (1/21/18)... Appeared in his 2nd career playoff game, going 3-of-4 on FGs, including a 53-yarder, the longest in Vikings playoff history, and made both of his PATs vs. New Orleans (1/14/18) as the Vikings clinched a berth to the NFC title game for the first time since 2009...Made all 3 PATs and was 0-for-1 on FG attempts vs. Chicago (12/31)...Went 3-for-3 on FGs and made his only PAT at Green Bay (12/23), his 32 FGM on the year is the 5th highest total in Vikings history...Was 2-for-2 on FGs and 3-for-3 on PATs vs. Cincinnati (12/17) as the Vikings clinched the NFC North title...Converted 3-of-4 FGs, giving him 27 on the season, a new career-high and nailed his only PAT at Carolina (12/10)... Was 2-of-2 on PATs and did not attempt a FG for the 1st time as a Viking at Atlanta (12/3)...Converted 1-of-2 FGs and made 3-of-4 PATs at Detroit (11/23) on Thanksgiving Day...Was 3-of-3 on PATs and 1-of-3 on FGs vs. Los Angeles (11/19)...Converted a FG from 50+ for the 4th consecutive game, tying a team record, Forbath finished the day 1/1 on FGs and 5/5 on PATs against his former team at Washington (11/12)...Made at least 4 FGs in back-to-back games and a FG from 50+ in 3 straight games for the 1st time in his career, booting FGs from 34,35,43 and 51 vs. Cleveland (10/29) at Twickenham stadium in London, England as a part of the NFL's International series, also went 2/3 on PATs... Converted 2 50+ FGs in 1 game for the 1st time in his career as he set career-highs with 18 points and 6 FGs made on 6 attempts vs. Baltimore (10/22), tying the 2nd most FGs made in a game in Vikings history, also marking the 1st time in his career with 50+ yd FGs in back-to-back games. Teamed up with Justin Tucker to tie the league record for most FGs in a single game (9)...Made all 3 of his FG attempts, including a 53-yarder, the 2nd longest kick of his career and 6th from 50+, while also making both PATs vs. Green Bay (10/15)...Made both PATs and a pair of 26-yard FGs at Chicago (10/9) including the game-winning FG with 12 seconds remaining...Missed his 1st FG as a Viking, a 39-yarder, while making his lone PAT vs. Detroit (10/1)...Improved to 21/21 on FG attempts as a Viking, making a 20-yarder and 37-yarder vs. Tampa Bay (9/24) while also making all 4 PATs and adding a special teams tackle...Made his lone FG attempt, a 42-yarder, and missed his only PAT at Pittsburgh (9/17)...Made all 3 FG attempts (24, 32, 45) and went 2/3 on PATs vs. New Orleans (9/11).

2016 Season: Converted all 15 of his FG attempts after signing with the Vikings in Week 11, the 3rd most (tied) in the NFL during that span...Made a 21-yard FG and all 5 PATs vs. Chicago (1/1/17)...Made both FGAs – from 22 and 26 yards – at Green Bay (12/14)...Connected from 32 and 51 yards vs. Indianapolis (12/18)...Matched a career high with 4 FGM to remain perfect on the season at Jacksonville (12/11)...Made all 3 FGAs – from 48, 36 and 33 yards – vs. Dallas (12/1)...Was perfect on 3 kicks – 2 FGAs (30 and 28 yards) and 1 PAT – at Detroit (11/24)... Connected on 3 of 4 PATs and his lone FGA (27 yards), adding 1 special teams tackle, in his Vikings debut vs. Arizona (11/20)... Also yielded a career-high-tying 5 TBs on 6 KOs against the Cardinals...Signed with the Vikings on 11/16...Spent the 2016 offseason and training camp with New Orleans before being released on 9/6 during final cuts.

2015 Season: Kicked in 1 game for Washington, going 1 of 2 on FGs and 1 of 1 on PATs before being released on 9/14... Signed with New Orleans on 10/21...Led the team with 60 points after going 9 of 13 on FGs and 33 of 34 on PATs in 10 games... Recorded 21 TBs on 49 kickoffs...Converted both FG attempts, including a 30-yard game-winner in the season finale at Atlanta (1/3/16)...Connected on 2-of-2 FGs, including a career-

Transactions: Signed with the Los Angeles Rams off the Chicago Bears practice squad (10/20/20)...signed to the Chicago Bears practice squad (10/9/20)...signed to the Carolina Panthers practice squad (9/25/20)...released by Dallas Cowboys (8/1/20)... signed a one-year contract with the Dallas Cowboys (3/18/20)... waived by the New England Patriots (12/2/19)...signed with the New England Patriots (11/29/19)...signed with the Jacksonville Jaguars (12/14/18)...released by the Minnesota Vikings (8/20/18)... signed a one-year contract extension with the Minnesota Vikings (3/20/18)...signed a two-year contract with the Minnesota Vikings (11/15/16).

Pro: 133-of-154 (86.4%) on field goal attempts, and 187-of-200 (93.5 percent) on PATs...kicked for the New Orleans Saints for the final 10 games of 2015...went 9-of-13 (69.2) on FGs and 33-of-34 (97.1) on PATs as a Saint...made a career-best two FGs from 50+ yards in 2015 with New Orleans, including a 50-yard game-winner as time expired vs. NY Giants (11/1/15) and a career-long 57-yarder vs. Houston (11/29)...released by New Orleans on 9/6/16 as a part of final cuts...first signed with the Saints on 10/19/15 before re-signing with them on 3/10/16...Kicked for the Redskins in Week 1 of the 2015 season going 1-of-2 on FGs and 1 of 1 on PATs before being cut 9/14/15...with Washington in 2014, connected on a career-high 24-of-27 (88.9%) FGs and 31-of-32 (96.9%) PATs while appearing in all 16 games for the only time in his career...appeared in 13 games in 2013, missing 3 due to a groin injury...went 18 of 22 (81.8%) on FGs and 26 of 26 on PATs in 2013 with the Redskins...signed with the Redskins on 10/9/12 season and had a record setting-setting first season...made his 1st 17 career FG attempts, setting an NFL record, which has since been tied, for consecutive makes to start a career...finished 17 of 18 (94.4%) on FGs and 33 of 34 (97.1%) on PATs in 2012... spent the 2012 offseason and training camp with Tampa Bay before being released during final cuts on 8/31/12...claimed by the Buccaneers on 4/17/12 after being waived by Dallas...Originally signed with Dallas as an undrafted free agent following the lock out in 2011 (8/2) and was placed on the NFI (Non-football injury) list (8/30) where he spent the entire 2011 season.

2020 Season:vs. Seattle (11/15): Kicked his first field goal at SoFi Stadium...connected on two-of-three PATs...**at Miami (11/1):** Connected on one-of-two field goal attempts and two-of-two PATs.....including his first made field goal as a Ram (23-yards)...**vs Chicago (10/26):** Declared inactive...signed with the Rams from the Bears practice squad (10/20/20).

2019 Season: Played four games, three with the Dallas Cowboys, one with the New England Patriots...connected on 11-of-11 field goal attempts (100 percent), and 11-of-12 PAT (91 percent).

2018 Season: Played three games for the Jacksonville Jaguars... connected on four-of-five field goal attempts (80 percent), and three-of-three PAT.

2017 Season: Made his lone PAT at Philadelphia (1/21/18)... Appeared in his 2nd career playoff game, going 3-of-4 on FGs, including a 53-yarder, the longest in Vikings playoff history, and made both of his PATs vs. New Orleans (1/14/18) as the Vikings clinched a berth to the NFC title game for the first time since 2009... Made all 3 PATs and was 0-for-1 on FG attempts vs. Chicago (12/31)...Went 3-for-3 on FGs and made his only PAT at Green Bay (12/23), his 32 FGM on the year is the 5th highest total in Vikings history...Was 2-for-2 on FGs and 3-for-3 on PATs vs. Cincinnati (12/17) as the Vikings clinched the NFC North title...Converted 3-of-4 FGs, giving him 27 on the season, a new career-high and nailed his only PAT at Carolina (12/10)...Was 2-of-2 on PATs and did not attempt a FG for the 1st time as a Viking at Atlanta (12/3)... Converted 1-of-2 FGs and made 3-of-4 PATs at Detroit (11/23) on Thanksgiving Day...Was 3-of-3 on PATs and 1-of-3 on FGs vs. Los Angeles (11/19)...Converted a FG from 50+ for the 4th consecutive game, tying a team record, Forbath finished the day 1/1 on FGs and 5/5 on PATs against his former team at Washington (11/12)... Made at least 4 FGs in back-to-back games and a FG from 50+ in 3 straight games for the 1st time in his career, booting FGs from 34,35,43 and 51 vs. Cleveland (10/29) at Twickenham stadium in London, England as a part of the NFL's International series, also went 2/3 on PATs...Converted 2 50+ FGs in 1 game for the 1st time in his career as he set career-highs with 18 points and 6 FGs made on 6 attempts vs. Baltimore (10/22), tying the 2nd most FGs made in a game in Vikings history, also marking the 1st time in his career with 50+ yd FGs in back-to-back games. Teamed up with Justin Tucker to tie the league record for most FGs in a single game (9)...Made all 3 of his FG attempts, including a 53-yarder, the 2nd longest kick of his career and 6th from 50+, while also making both PATs vs. Green Bay (10/15)...Made both PATs and a pair of 26-yard FGs at Chicago (10/9) including the game-winning FG with 12 seconds remaining...Missed his 1st FG as a Viking, a 39-yarder, while making his lone PAT vs. Detroit (10/1)...Improved to 21/21 on FG attempts as a Viking, making a 20-yarder and 37-yarder vs. Tampa Bay (9/24) while also making all 4 PATs and adding a special teams tackle...Made his lone FG attempt, a 42-yarder, and missed his only PAT at Pittsburgh (9/17)...Made all 3 FG attempts (24, 32, 45) and went 2/3 on PATs vs. New Orleans (9/11).

2016 Season: Converted all 15 of his FG attempts after signing with the Vikings in Week 11, the 3rd most (tied) in the NFL during that span...Made a 21-yard FG and all 5 PATs vs. Chicago (1/1/17)...Made both FGAs – from 22 and 26 yards – at Green Bay (12/14)...Connected from 32 and 51 yards vs. Indianapolis (12/18)...Matched a career high with 4 FGM to remain perfect on the season at Jacksonville (12/11)...Made all 3 FGAs – from 48, 36 and 33 yards – vs. Dallas (12/1)...Was perfect on 3 kicks – 2 FGAs (30 and 28 yards) and 1 PAT – at Detroit (11/24)...Connected on 3 of 4 PATs and his lone FGA (27 yards), adding 1 special teams tackle, in his Vikings debut vs. Arizona (11/20)...Also yielded a career-high-tying 5 TBs on 6 KOs against the Cardinals...Signed with the Vikings on 11/16...Spent the 2016 offseason and training camp with New Orleans before being released on 9/6 during final cuts.

2015 Season: Kicked in 1 game for Washington, going 1 of 2 on FGs and 1 of 1 on PATs before being released on 9/14...Signed with New Orleans on 10/21...Led the team with 60 points after going 9 of 13 on FGs and 33 of 34 on PATs in 10 games...Recorded 21 TBs on 49 kickoffs...Converted both FG attempts, including a 30-yard game-winner in the season finale at Atlanta (1/3/16)... Connected on 2-of-2 FGs, including a career-long 57-yard boot, the 3rd longest in Saints history, at Houston (11/29)...Made all 7 of his PAT attempts, a career best, and kicked the game-winning 50-yard FG vs. NY Giants (11/1)...Was 3 of 4 on PATs in 1st game as a Saint at Indianapolis (10/25).

2014 Season: Played in all 16 games for the only time in his career...Had the 3rd-highest single-season percentage in team history going 24 of 27 (88.9) on FGs, trailing only Mark Moseley (95.2%, 1992) and his own mark in 2012 (94.4%)...Scored career-high 103 points...Pushed his career-long streak of consecutive FGs made, extending back to 2013, to 18 before missing at Philadelphia (9/21)...Made career-high 4 FGs, including a game-winning 22-yard kick as time expired vs. Tennessee (10/19)... Kicked game-winnging FGs vs. Dallas (10/27) - a 40-yarder in OT - and vs. Philadelphia - a 26-yarder with 5 seconds remaining.

2013 Season: Missed 3 games early in the season due to a groin injury...Went 18 of 22 (81.8%) on FGs and a perfect 26 of 26 on PATs in 13 games...Connected on his 2nd career 50-yard FG at Kansas City (12/8).

2012 Season: After being waived by Dallas and claimed by Tampa Bay on 4/17, he spent the 2012 offseason and training camp with the Buccaneers but was released on 8/31...Joined Redskins in Week 6 and set an NFL record, which has since been tied, for consecutive FGs made to start a career with 17...Finished 17 of 18 (94.4%) on FGs and 33 of 34 (97.1%) on PATs on the season...Missed his last FG attempt of the season, a 37-yarder that bounced off the right upright, narrowly missing a perfect 18-of-18 season...Made his NFL debut vs. Minnesota (10/14) where he connected on his 1st career FG attempt - a 50-yarder - and hit 5-of-5 PATs...Connected on both PAT attempts in playoff loss vs. Seattle (1/6/13).

2011 Season: Signed with Dallas after the lockout on 8/2 and was placed on the Non-Football Injury (NFI) list on 8/30.

College: Was at UCLA from 2006-10 after redshirting his 1st year on campus...Was ranked 2nd in school history with a career 84.2 FG percentage and tied for 1st on the career list with 85 FGs when he left school...Won the Lou Groza Award (Top Kicker) in 2009 and was a semifinalist in 2010...Earned several 1st-Team All-American honors in 2009...Named 2nd-Team All-Pac 10 by the AP in 2009... Selected by the coaches as 1st-Team All-Pac 10 in 2009 and 2nd Team All-Pac 10 in 2008 and 2010.

Personal: Attended Notre Dame HS in Sherman Oaks, CA... Helped his team win 3 CIF Championships & post an overall 35-1 record...Named 1st team All-American by USA Today and rated the #1 kicker in his class by ESPN.com.

Kai Forbath, NFL Statistics

Regular Season Scoring

Year	Team	GP	FG	FGA	Pct.	Long	XPM	XPA	Pct.	Block	Pts.
2012	Washington	11	17	18	94.4	50	33	34	97.1	0	84
2013	Washington	13	18	22	81.8	50	26	26	100.0	2	80
2014	Washington	16	24	27	88.9	49	31	32	96.9	0	103
2015	Washington	1	1	2	50.0	45	1	1	100.0	0	4
2015	New Orleans Saints	10	9	13	69.2	57	33	34	97.1	2	60
2015	TOTAL	11	10	15	66.7	57	34	35	97.1	2	64
2016	Minnesota Vikings	7	15	15	100.0	51	11	14	78.6	0	56
2017	Minnesota Vikings	16	32	38	84.2	53	34	39	87.2	1	130
2018	Jacksonville Jaguars	3	4	5	80.0	41	3	3	100.0	0	15
2019	New England Patriots	1	1	1	100.0	23	1	2	50.0	0	4
2019	Dallas Cowboys	3	10	10	100.0	50	10	10	100.0	0	40
2019	TOTAL	4	11	11	100.0	50	11	12	91.7	0	44
2020	Dallas Cowboys	0	0	0	0.0	0	0	0	0.0	0	0
2020	Los Angeles Rams	2	2	3	66.7	23	4	5	93.5	0	10
Totals		**83**	**133**	**154**	**86.3**	**57**	**187**	**200**	**93.9**	**5**	**586**

Regular Season Field Goals

Year	Team	1-19	PCT.	20-29	PCT.	30-39	PCT.	40-49	PCT.	50+	PCT.
2012	Washington	0-0	0.0	3-3	100.0	2-3	66.7	11-11	100.0	1-1	100.0
2013	Washington	0-0	0.0	3-4	75.0	10-10	100.0	4-6	66.7	1-2	50.0
2014	Washington	0-0	0.0	11-11	100.0	6-7	85.7	7-8	87.5	0-1	0.0
2015	Washington	0-0	0.0	0-0	0.0	0-0	0.0	1-2	50.0	0-0	0.0
2015	New Orleans Saints	0-0	0.0	2-3	66.7	3-4	75.0	2-3	66.7	2-3	66.7
2015	TOTAL	0-0	0.0	2-3	66.7	3-4	75.0	3-5	60.0	2-3	66.7
2016	Minnesota Vikings	0-0	0.0	5-5	100.0	5-5	100.0	4-4	100.0	1-1	100.0
2017	Minnesota Vikings	0-0	0.0	8-8	100.0	12-14	85.7	6-7	85.7	6-9	66.7
2018	Jacksonville Jaguars	0-0	0.0	2-2	100.0	1-1	100.0	1-1	100.0	0-1	0.0
2019	New England Patriots	0-0	0.0	1-1	100.0	0-0	0.0	0-0	0.0	0-0	0.0
2019	Dallas Cowboys	0-0	0.0	1-1	100.0	1-1	100.0	7-7	100.0	1-1	100.0
2019	TOTAL	0-0	0.0	2-2	100.0	1-1	100.0	7-7	100.0	1-1	100.0
2020	Dallas Cowboys	0-0	0.0	0-0	0.0	0-0	0.0	0-0	0.0	0-0	0.0
2020	Los Angeles Rams	0-0	0.0	2-2	100.0	0-0	0.0	0-1	0.0	0-0	0.0
Totals		**0-0**	**0.0**	**38-40**	**94.9**	**40-45**	**88.9**	**43-50**	**86.0**	**12-19**	**63.2**

Postseason Scoring

Year	Team	GP	FG	FGA	Pct.	Long	XPM	XPA	Pct.	Block	Pts.
2012	Washington	1	0	0	0.0	0	2	2	100.0	0	2
2017	Minnesota Vikings	2	3	4	75.0	53	3	3	100.0	0	12
Totals		**3**	**3**	**4**	**75.0**	**53**	**5**	**5**	**100.0**	**0**	**14**

Postseason Field Goals

Year	Team	1-19	PCT.	20-29	PCT.	30-39	PCT.	40-49	PCT.	50+	PCT.
2012	Washington	0-0	0.0	0-0	0.0	0-0	0.0	0-0	0.0	0-0	0.0
2017	MInnesota Vikings	0-0	0.0	1-1	100.0	0-0	0.0	1-2	50.0	1-1	100.0
Totals		**0-0**	**0.0**	**1-1**	**100.0**	**0-0**	**0.0**	**1-2**	**50.0**	**1-1**	**100.0**

Kai Forbath, Game-By-Game

2020 Los Angeles Rams

Game	W/L	Pts	XP/XPA	FG/FGA	1-19	20-29	30-39	40-49	50+
Dal 9/13	W	-		Carolina Practice Squad					
at Phi 9/20	W	-		Carolina Practice Squad					
at Buf 9/27	L	-		Carolina Practice Squad					
NYG 10/4	W	-		Carolina Practice Squad					
at Was 10/11	W	-		Chicago Practice Squad					
at SF 10/18	L	-		Chicago Practice Squad					
Chi 10/26	W	-		Inactive					
at Mia 11/1	-	-	2/2	1/2	0/0	1/1	0/0	0/1	0/0
Sea 11/15	-	-	0/0	0/0	0/0	0/0	0/0	0/0	0/0
at TB 11/23	-	-	0/0	0/0	0/0	0/0	0/0	0/0	0/0
SF 11/29	-	-	0/0	0/0	0/0	0/0	0/0	0/0	0/0
at Ari 12/6	-	-	0/0	0/0	0/0	0/0	0/0	0/0	0/0
NE 12/10	-	-	0/0	0/0	0/0	0/0	0/0	0/0	0/0
NYJ 12/19	-	-	0/0	0/0	0/0	0/0	0/0	0/0	0/0
at Sea 12/27	-	-	0/0	0/0	0/0	0/0	0/0	0/0	0/0
Ari 1/3/21	-	-	0/0	0/0	0/0	0/0	0/0	0/0	0/0
Totals	**5-3**	-	2/2	1/2	0/0	1/1	0/0	0/1	0/0

2019 New England Patriots / Dallas Cowboys

Game	W/L	Pts	XP/XPA	FG/FGA	1-19	20-29	30-39	40-49	50+
Hou 12/1	L	4	1/2	1/1	0/0	1/1	0/0	0/0	0/0
TOTAL	-	4	1/2	1/1	0/0	1/1	0/0	0/0	0/0
LA 12/15	W	14	5/5	3/3	0/0	0/0	1/1	2/2	0/0
Phi 12/22	L	9	0/0	3/3	0/0	0/0	1/1	2/2	0/0
Was 12/29	W	17	5/5	4/4	0/0	1/1	0/0	3/3	0/0
TOTAL	-	40	10/10	10/10	0/0	1/1	2/2	7/7	0/0
Totals	**2-2**	**88**	**11/14**	**11/11**	**0/0**	**2/2**	**2/2**	**7/7**	**0/0**

2018 Jacksonville Jaguars

Game	W/L	Pts	XP/XPA	FG/FGA	1-19	20-29	30-39	40-49	50+
Was 12/16	L	7	1/1	2/2	0/0	0/0	1/1	1/1	0/0
at Mia 12/23	W	5	2/2	1/2	0/0	1/1	0/0	0/0	0/0
at Hou 12/30	L	3	0/0	1/1	0/0	1/1	0/0	0/0	0/0
Totals	**1-2**	**15**	**3/3**	**4/5**	**0/0**	**2/2**	**1/1**	**1/1**	**0/0**

2017 Minnesota Vikings

Game	W/L	Pts	XP/XPA	FG/FGA	1-19	20-29	30-39	40-49	50+
NO 9/11	W	11	2/3	3/3	0/0	1/1	1/1	1/1	0/0
at Pit 9/17	L	3	0/1	0/0	0/0	0/0	0/0	1/1	0/0
TB 9/24	W	10	4/4	2/2	0/0	1/1	1/1	0/0	0/0
Det 10/1	L	1	1/1	0/1	0/0	0/0	0/1	0/0	0/0
at Chi 10/9	W	8	2/2	2/2	0/0	2/2	0/0	0/0	0/0
GB 10/15	W	11	2/2	3/3	0/0	2/2	0/0	0/0	1/1
Bal 10/22	W	18	0/1	6/6	0/0	0/0	2/2	2/2	2/2
at Cle 10/29	W	13	2/3	4/4	0/0	0/0	2/2	1/1	1/1
at Was 11/13	W	8	5/5	1/1	0/0	0/0	0/0	0/0	1/1
LA 11/19	W	6	3/3	1/3	0/0	0/0	1/2	0/1	0/0
at Det 11/23	W	6	3/4	1/2	0/0	0/0	1/1	0/0	0/1
at Atl 12/3	W	2	2/2	0/0	0/0	0/0	0/0	0/0	0/0
Car 12/10	L	10	1/1	3/4	0/0	2/2	1/1	0/0	0/1
Cin 12/17	W	9	3/3	2/2	0/0	0/0	1/1	0/0	1/1
at GB 12/23	W	10	1/1	3/3	0/0	2/2	0/0	1/1	0/0
Chi 12/31	W	9	3/3	0/1	0/0	0/0	0/0	0/0	0/1
Totals	**13-3**	**130**	**34/39**	**32/38**	**0/0**	**10/10**	**10/12**	**6/7**	**6/9**

2017 Minnesota Vikings — Postseason

Game	W/L	Pts	XP/XPA	FG/FGA	1-19	20-29	30-39	40-49	50+
NO 1/14/18	W	11	2/2	3/4	0/0	1/1	0/0	1/2	1/1
at Phi	L	1	1/1	0/0	0/0	0/0	0/0	0/0	0/0
Totals	**1-1**	**12**	**3/3**	**3/4**	**0/0**	**1/1**	**0/0**	**1/2**	**1/1**

2016 Minnesota Vikings

Game	W/L	Pts	XP/XPA	FG/FGA	1-19	20-29	30-39	40-49	50+
Ari 11/20	W	6	3/4	1/1	0/0	1/1	0/0	0/0	0/0
at Det 11/24	L	7	1/1	2/2	0/0	1/1	1/1	0/0	0/0
vs Dal 12/1	L	9	0/0	3/3	0/0	0/0	2/2	1/1	0/0
at Jax 12/11	W	13	1/2	4/4	0/0	0/0	1/1	3/3	0/0
Ind 12/18	L	0	0/0	2/2	0/0	0/0	1/1	0/0	1/1
at GB 12/24	L	6	1/2	2/2	0/0	2/2	0/0	0/0	0/0
Chi 1/1/17	W	8	5/5	1/1	0/0	1/1	0/0	0/0	0/0
Totals	**3-4**	**56**	**11/14**	**15/15**	**0/0**	**5/5**	**5/5**	**4/4**	**1/1**

2015 Washington / New Orleans Saints

Game	W/L	Pts	XP/XPA	FG/FGA	1-19	20-29	30-39	40-49	50+
Mia 9/13	L	4	1/1	1/2	0/0	0/0	0/0	1/2	0/0
at Ind 10/25	W	3	3/4	0/0	0/0	0/0	0/0	0/0	0/0
NYG 11/1	W	10	7/7	1/1	0/0	0/0	0/0	0/0	1/1
Ten 11/8	L	4	1/1	0/1	0/0	0/0	0/0	0/1	0/0
at Was 11/15	L	2	2/2	0/0	0/0	0/0	0/0	0/0	0/0
at Hou 11/29	L	6	0/0	2/2	0/0	0/0	1/1	0/0	1/1
Car 12/6	L	4	4/4	0/1	0/0	0/0	0/1	0/0	0/0
at TB 12/13	W	6	3/3	1/1	0/0	1/1	0/0	0/0	0/0
Det 12/21	L	9	3/3	2/2	0/0	1/1	0/0	1/1	0/0
Jax 12/27	W	8	5/5	1/3	0/0	0/1	1/1	0/0	0/1
at Atl 1/3/16	W	8	2/2	2/2	0/0	0/0	1/1	1/1	0/0
Totals	**5-6**	**64**	**34/35**	**10/15**	**0/0**	**2/3**	**3/3**	**3/5**	**2/3**

Kai Forbath, Game-By-Game

2014 Washington Football Team

Game	W/L	Pts	XP/XPA	FG/FGA	1-19	20-29	30-39	40-49	50+
at Hou 9/7	L	0	0/1	0/0	0/0	0/0	0/0	0/0	0/0
Jax 9/15	W	11	5/5	2/2	0/0	0/0	1/1	1/1	0/0
at Phi 9/21	L	10	4/4	2/3	0/0	0/0	0/1	2/2	0/0
NYG 9/25	L	2	2/2	0/0	0/0	0/0	0/0	0/0	0/0
Sea 10/6	L	5	2/2	1/1	0/0	1/1	0/0	0/0	0/0
at Ari 10/12	L	8	2/2	2/2	0/0	1/1	0/0	1/1	0/0
Ten 10/19	W	13	1/1	4/4	0/0	2/2	2/2	0/0	0/0
at Dal 10/27	W	8	2/2	2/2	0/0	0/0	0/0	2/2	0/0
at Min 11/2	L	8	2/2	2/2	0/0	1/1	1/1	0/0	0/0
TB 11/16	L	1	1/1	0/2	0/0	0/0	0/0	0/1	0/1
at SF 11/23	L	7	1/1	2/2	0/0	1/1	0/0	1/1	0/0
at Ind 11/30	L	9	3/3	2/2	0/0	2/2	0/0	0/0	0/0
StL 12/7	L	0	0/0	0/0	0/0	0/0	0/0	0/0	0/0
at NYG 12/14	L	7	1/1	2/2	0/0	0/0	2/2	0/0	0/0
Phi 12/20	W	9	3/3	2/2	0/0	2/2	0/0	0/0	0/0
Dal 12/28	L	5	2/2	1/1	0/0	1/1	0/0	0/0	0/0
Totals	**4-12**	**103**	**31/32**	**24/27**	**0/0**	**11/11**	**6/7**	**7/8**	**0/1**

2013 Washington Football Team

Game	W/L	Pts	XP/XPA	FG/FGA	1-19	20-29	30-39	40-49	50+
Phi 9/9	L	3	3/3	0/1	0/0	0/0	0/0	0/1	0/0
at Dal 10/13	L	10	1/1	3/4	0/0	1/1	2/2	0/1	0/0
Chi 10/20	W	9	6/6	1/1	0/0	0/0	1/1	0/0	0/0
at Den 10/27	L	3	3/3	0/0	0/0	0/0	0/0	0/0	0/0
SD 11/3	W	6	3/3	1/3	0/0	1/1	0/0	1/1	0/1
at Min 11/7	L	9	3/3	2/2	0/0	1/1	0/0	1/1	0/0
at Phi 11/17	L	0	0/0	0/0	0/0	0/0	0/0	0/0	0/0
SF 11/25	L	6	0/0	2/2	0/0	0/0	2/2	0/0	0/0
NYG 12/1	L	5	2/2	1/1	0/0	0/0	1/1	0/0	0/0
KC 12/8	L	4	1/1	1/1	0/0	0/0	0/0	0/0	1/1
at Atl 12/15	L	8	2/2	2/2	0/0	0/0	2/2	0/0	0/0
Dal 12/22	L	11	2/2	3/3	0/0	1/1	1/1	1/1	0/0
NYG 12/29	L	6	0/0	2/2	0/0	0/0	1/1	1/1	0/0
Totals	**3-13**	**80**	**26/26**	**18/22**	**0/0**	**4/4**	**10/10**	**4/6**	**1/1**

2012 Washington Football Team

Game	W/L	Pts	XP/XPA	FG/FGA	1-19	20-29	30-39	40-49	50+
Min 10/14	W	8	5/5	1/1	0/0	0/0	0/0	0/0	1/1
at NYG 10/21	L	11	2/2	3/3	0/0	1/1	0/0	2/2	0/0
at Pit 10/28	L	6	0/1	2/2	0/0	0/0	0/0	2/2	0/0
Car 11/4	L	7	1/1	2/2	0/0	1/1	0/0	1/1	0/0
Phi 11/18	W	7	4/4	1/1	0/0	1/1	0/0	0/0	0/0
at Dal 11/22	W	8	5/5	1/1	0/0	0/0	1/1	0/0	0/0
NYG 12/3	W	5	2/2	1/1	0/0	0/0	1/1	0/0	0/0
Bal 12/9	W	11	2/2	3/3	0/0	0/0	1/1	2/2	0/0
at Cle 12/16	W	8	5/5	1/1	0/0	0/0	0/0	1/1	0/0
at Phi 12/23	W	9	3/3	2/2	0/0	0/0	0/0	2/2	0/0
Dal 12/30	W	4	4/4	0/1	0/0	0/0	0/1	0/0	0/0
Totals	**8-3**	**84**	**33/34**	**17/18**	**0/0**	**3/3**	**3/4**	**10/10**	**1/1**

2012 Washington Football Team — Postseason

Game	W/L	Pts	XP/XPA	FG/FGA	1-19	20-29	30-39	40-49	50+
Sea 1/6/13	L	2	2/2	0/0	0/0	0/0	0/0	0/0	0/0
Totals	**0-1**	**2**	**2/2**	**0/0**	**0/0**	**0/0**	**0/0**	**0/0**	**0/0**

48 Travin Howard

Linebacker • TCU • Longview, Texas

Ht./Wt.: 6-1/219
NFL Exp.: 2 (2nd Rams)
GP/GS, (Playoffs): 16/0, (0/0)
Birth Date: 5/10/1996
Acquired: D7A-'18 (No. 231 Overall)

Transactions: Signed with the Rams active roster (2/6/19)... signed to the Rams practice squad (10/17/18)...waived from Rams injured reserve (9/7/18)...placed on injured reserve (9/2/18)... selected by the Rams in the seventh round (231st overall) of the 2018 NFL Draft (4/28/18).

Pro: Drafted by the Rams in the seventh round of the 2018 NFL Draft...appeared in 16 regular season games with 16 tackles on defense and six on special teams.

2019 Season: Appeared in all 16 games...primarily a special teams contributor before contributing defensively in the last quarter of the season...led the Rams with six special teams tackles...tallied 16 tackles defensively (13 solo)...recorded three passes defensed in final four games of the season... **at Carolina (9/8):** Played one defensive snap...**vs. New Orleans (9/15):** Recorded first-career tackle on special teams where he played 18 snaps (67 percent)...**at Cleveland (9/22):** Played 14 snaps on special teams (58 percent)...**vs. Tampa Bay (9/29):** Recorded two tackles while playing on special teams where he played 21 snaps (55 percent)...**at Seattle (10/3):** Recorded one tackle on special teams, where he played 20 snaps (65 percent)...**vs. San Francisco (10/13):** Played 20 snaps on special teams (77 percent)...**at Atlanta (10/20):** Recorded first defensive tackle of professional career...finished the game with three tackles (one solo)...played nine snaps defensively (16 percent)...**vs. Cincinnati (10/27):** Played 15 snaps on special teams (62 percent)...**at Pittsburgh (11/10):** Played 27 snaps on special teams (75 percent) where he recorded one tackle...**vs. Chicago (11/17):** Played 17 snaps on special teams (68 percent)...**vs. Baltimore (11/25):** Played 18 special teams snaps (67 percent) and one defensive snap...**at Arizona (12/1):** Recorded a career high four solo defensive tackles while playing 33 defensive snaps (52 percent)...also played 17 snaps on special teams (61 percent)...**vs. Seattle (12/8):** Tallied four solo tackles... added one pass defensed, the first of his career...recorded one tackle on special teams while playing 18 plays (72 percent)... **at Dallas (12/15):** Recorded one pass defensed while playing eight defensive snaps (11 percent)...also played 29 special teams snaps (97 percent)...**at San Francisco (12/21):** Played 29 special teams snaps (83 percent)...did not record any stats...**vs. Arizona (12/29):** Tallied five tackles (three solo)...added one pass defensed while playing 34 defensive snaps.

2018 Season: Spent Weeks 7-17 and the postseason on the Rams practice squad.

College: Became the first player in TCU history to lead the team in tackles for three consecutive seasons, topping the 100 mark in all three campaigns...as a senior in 2017, posted 108 stops on the season, which also enabled him to become the career leader in tackles (343) in the 17-year tenure of Head Coach Gary Patterson…named first-team All-Big 12 for the second-straight season…voted honorable-mention Big 12 Defensive Player of the Year…selected as the Valero Alamo Bowl Defensive Most Valuable Player for the second time in three seasons…started all 12 games in which he appeared…finished third in the Big 12 with 108 total tackles, including seven TFL…posted five games with double-digit stops, including four straight to end the year...in 2016 as a junior, started all 13 games, including first 12 games at linebacker then at strong safety for the AutoZone Liberty Bowl...named First-Team All-Big 12 and First-Team *Associated Press* All-Big 12...led the Big 12 and was ninth in FBS with 130 total tackles...posted 72 solo stops and 58 assisted tackles... posted double-digit tackles in eight games, including career-high 19 against Texas Tech...recorded 3.0 TFL, 1.5 sacks, one fumble forced, two fumble recoveries and two pass breakups... as a sophomore, in 2015, played in all 13 games with 11 starts...honorable mention All-Big 12...led the Horned Frogs in total tackles during the 2015 season with 105 stops, including 63 solo tackles...had 8.0 TFL...snared one interception, two pass breakups...forced three fumbles...in 2014 as a freshman, appeared in all 13 games...saw playing time on defense and special teams.

Personal: Prepped at Longview High School...named District 12-5A Defensive Most Valuable Player as a senior...*Associated Press* honorable-mention 5A All-State selection...totaled eight interceptions and eight pass breakups as a senior...added four defensive touchdowns and two on punt returns as well as one blocked punt.

Travin Howard, NFL Statistics

			Regular Season												
			Tackles					Interceptions					Fumbles		
Year	Team	G/S	Total	Solo	Asst.	Sacks	Yards	Int.	Yards	Long	TD	PD	FF	FR	Yards
2019	Los Angeles Rams	16/0	16	13	3	0.0	0.0	0	0	0	0	3	0	0	0
2020	Los Angeles Rams	0/0	0	0	0	0.0	0.0	0	0	0	0	0	0	0	0
Totals		**16/0**	**16**	**13**	**3**	**0.0**	**0.0**	**0**	**0**	**0**	**0**	**3**	**0**	**0**	**0**

Additional Stats: Special Teams Tackles: 2019 (6)

Travin Howard, Game-By-Game

2020 Los Angeles Rams

Game	W/L	P/S	T	S	A	Sk	Yds	Int	Yds	Lg	TD	PD	FF	FR	Yds
Dal 9/13	-				Injured Reserve										
at Phi 9/20	-				Injured Reserve										
at Buf 9/27	-				Injured Reserve										
NYG 10/4	-				Injured Reserve										
at Was 10/11	-				Injured Reserve										
at SF 10/18	-				Injured Reserve										
Chi 10/26	-	0/0	0	0	0	0.0	0.0	0	0	0	0	0	0	0	0
at Mia 11/1	-	0/0	0	0	0	0.0	0.0	0	0	0	0	0	0	0	0
Sea 11/15	-	0/0	0	0	0	0.0	0.0	0	0	0	0	0	0	0	0
at TB 11/23	-	0/0	0	0	0	0.0	0.0	0	0	0	0	0	0	0	0
SF 11/29	-	0/0	0	0	0	0.0	0.0	0	0	0	0	0	0	0	0
at Ari 12/6	-	0/0	0	0	0	0.0	0.0	0	0	0	0	0	0	0	0
NE 12/10	-	0/0	0	0	0	0.0	0.0	0	0	0	0	0	0	0	0
NYJ 12/19	-	0/0	0	0	0	0.0	0.0	0	0	0	0	0	0	0	0
at Sea 12/27	-	0/0	0	0	0	0.0	0.0	0	0	0	0	0	0	0	0
Ari 1/3/21	-	0/0	0	0	2	0.0	0.0	0	0	0	0	0	0	0	0
Totals	**0-0**	**0/0**	**0**	**0**	**0**	**0.0**	**0.0**	**0**	**0**	**0**	**0**	**0**	**0**	**0**	**0**

2019 Los Angeles Rams

Game	W/L	P/S	T	S	A	Sk	Yds	Int	Yds	Lg	TD	PD	FF	FR	Yds
at CAR 9/8	W	1/0	0	0	0	0.0	0.0	0	0	0	0	0	0	0	0
NO 9/15	W	1/0	0	0	0	0.0	0.0	0	0	0	0	0	0	0	0
at Cle 9/22	W	1/0	0	0	0	0.0	0.0	0	0	0	0	0	0	0	0
TB 9/29	L	1/0	0	0	0	0.0	0.0	0	0	0	0	0	0	0	0
at Sea 10/3	L	1/0	0	0	0	0.0	0.0	0	0	0	0	0	0	0	0
SF 10/13	L	1/0	0	0	0	0.0	0.0	0	0	0	0	0	0	0	0
at Atl 10/20	W	1/0	3	2	1	0.0	0.0	0	0	0	0	0	0	0	0
Cin 10/27	W	1/0	0	0	0	0.0	0.0	0	0	0	0	0	0	0	0
at Pit 11/10	L	1/0	0	0	0	0.0	0.0	0	0	0	0	0	0	0	0
Chi 11/17	W	1/0	0	0	0	0.0	0.0	0	0	0	0	0	0	0	0
Bal 11/25	L	1/0	0	0	0	0.0	0.0	0	0	0	0	0	0	0	0
at Ari 12/1	W	1/0	4	4	0	0.0	0.0	0	0	0	0	0	0	0	0
Sea 12/8	W	1/0	4	4	0	0.0	0.0	0	0	0	0	1	0	0	0
at Dal 12/15	L	1/0	0	0	0	0.0	0.0	0	0	0	0	1	0	0	0
at SF 12/21	L	1/0	0	0	0	0.0	0.0	0	0	0	0	0	0	0	0
Ari 12/29	W	1/0	5	3	2	0.0	0.0	0	0	0	0	1	0	0	0
Totals	**9-7**	**16/0**	**16**	**13**	**3**	**0.0**	**0.0**	**0**	**0**	**0**	**0**	**3**	**0**	**0**	**0**

24 Taylor Rapp

Safety • Washington • Bellingham, Wash.

Ht./Wt.: 6-0/208
NFL Exp.: 2 (2nd Rams)
GP/GS, (Playoffs): 24/15, (0/0)
Birth Date: 12/22/1997
Acquired: D2A-'19 (No. 61 Overall)

Transactions: Selected by the Rams in the second round (No. 61 overall) of the 2019 NFL Draft (4/26/19).

Pro: Appeared in 24 games with 15 starts in his career...recorded 140 tackles (91 solo) while recording three interceptions, two as a rookie in 2019 and one in 2020...finished rookie season with the third-most tackles by any rookie (99).

2020 Season: vs. Seattle (11/15): Started at safety...recorded one solo tackle...**at Miami (11/1):** Started at safety...recorded three solo tackles...forced one fumble, the first forced fumble of his career...**vs. Chicago (10/26):** Started at safety...recprded seven tackles (two solo)...recorded his first interception of the season, third of his career...**at San Francisco (10/18):** Started at safety...finished with nine tackles (six solo)...**at Washington (10/11):** Tallied two solo tackles, with one being a tackle for loss... added one passed defensed...played in 13 defensive snaps and six special teams snaps...**vs. New York Giants (10/4):** Tallied eight tackles (seven solo)...played all 68 snaps on defense...**at Buffalo (9/27):** Combined for eight total tackles (six solo)...Six solo tackles and two tackle assist...saw 55 defensive snaps (89 percent)...**at Philadelphia (9/20):** Finished the game with two solo tackles and two special teams tackles...**vs. Dallas (9/13):** Recorded one solo tackle and one assisted tackle on special teams.

2019 Season: Started in 10 of his 15 games played...finished his rookie campaign third on the team with 99 tackles (61 solo)... added eight passes defensed and two interceptions, including a pick-six in a Week 13 win in Arizona...**at Carolina (9/8):** Finished third on the team with seven tackles (three solo)...played 32 snaps (48 percent) on defense and 16 (46 percent) on special teams... added a special teams tackle...**vs. New Orleans (9/15):** Tallied six tackles (two solo)...recorded his first-career pass defensed... **at Cleveland (9/22):** Recorded three tackles (one solo)...added one pass defensed...**vs. Tampa Bay (9/29):** Registered three tackles (one solo)...**at Seattle (10/3):** Declared inactive...**vs. San Francisco (10/13):** Totaled six tackles (four solo)...**at Atlanta (10/20):** Earned his first-career start at safety...recorded six tackles (five solo)...**vs. Cincinnati (10/27):** Started at saftey...led the defense with 12 tackles (nine solo)...added one pass defensed...**at Pittsburgh (11/10):** Started at safety...tallied 9 tackles (six solo)... included two tackles for a loss...**vs. Chicago (11/17):** Started at safety...tallied eight tackles (seven solo)...including one tackle for loss...added one pass defensed...**vs. Baltimore (11/25):** Started at safety...recorded his first career QB hit...tallied 10 tackles (six solo)...added one pass defensed...**at Arizona (12/1):** Started at safety...recorded his first-career interception and returned it 31 yards for a touchdown...tallied two solo tackles...included one pass defensed...**vs. Seattle (12/8):** Started at safety...tallied six tackles (four solo)...**at Dallas (12/15):** Started at safety...totaled 10 tackles (three solo)...**at San Francisco (12/21):** Started at safety... recorded five tackles (four solo)...**vs. Arizona (12/29):** Started at safety...recorded the second interception of his career and his second off Cardinals QB Kyler Murray...recovered one fumble and defensed one pass...registered six tackles (four solo).

College: Played in and started the first 13 games of the 2018 season, before missing the Rose Bowl due to injury...named a 2018 first-team All-American by various media outlets, received 2018 All-Pac-12 First-Team honors...finished fourth on the Husky defense with 59 tackles (33 solo)...led the team with 5.0 sacks in his final season at Washington...made three tackles, including 2.0 sacks and recovered a fumble in the Husky win over North Dakota...posted a career-high nine tackles, including one for a loss at Oregon...in 2017, as a sophomore, played in all 13 games, started 12...named to the Academic All-Pac-12 First-Team...also earned first-team All-Pac-12 accolades...finished third on the team with 59 tackles (38 solo)...added 2.0 sacks and one interception on the season...named the UW coaches' special teams player of the game after the victory over Montana, when he finished with three solo tackles...posted six tackles and notched his fifth career interception in win over Utah...tallied four tackles against Penn State in the Fiesta Bowl...played in all 14 games, starting 10 as a freshman in 2014...finished fifth on the team with 53 tackles (29 solo)...one-of-four freshmen to play in the season opener against Rutgers...snared two interceptions and added five tackles against USC...made seven tackles against Alabama in the Chick-fil-A Peach Bowl...earned the Travis Spring Most Outstanding Freshman at the team's postseason awards banquet.

Personal: Attended Sehome High School where as a senior, earned *USA Today* All-State First-Team, *Associated Press* 2A All-State First-Team, All-Whatcom County First-Team, and All-NWC First-Team honors...earned a spot on the All-USA Western Washington First Team as a defensive back...played on the USA National Teams at the youth level...credited with 117 tackles, seven tackles for loss, four forced fumbles and three interceptions as a senior in 2015...played for Coach Bob Norvell at Sehome.

Taylor Rapp, NFL Statistics

Regular Season

			Tackles					Interceptions					Fumbles		
Year	**Team**	**G/S**	**Total**	**Solo**	**Asst.**	**Sacks**	**Yards**	**Int.**	**Yards**	**Long**	**TD**	**PD**	**FF**	**FR**	**Yards**
2019	Los Angeles Rams	15/10	99	61	38	0.0	0.0	2	31t	31t	1	8	0	1	0
2020	Los Angeles Rams	9/5	41	30	11	0.0	0.0	1	0	0	0	2	1	0	0
Totals		**24/15**	**140**	**91**	**49**	**0.0**	**0.0**	**3**	**31t**	**31t**	**1**	**10**	**1**	**1**	**0**

Additional Career Statistics: Special teams tackles: Rams: 2020 (3), 2019 (1)

Taylor Rapp, Game-By-Game

2020 Los Angeles Rams

Game	W/L	P/S	T	S	A	Sk	Yds	Int	Yds	Lg	TD	PD	FF	FR	Yds
Dal 9/13	W	1/0	1	1	0	0.0	0.0	0	0	0	0	0	0	0	0
at Phi 9/20	W	1/0	2	2	0	0.0	0.0	0	0	0	0	0	0	0	0
at Buf 9/27	L	1/0	8	6	2	0.0	0.0	0	0	0	0	0	0	0	0
NYG 10/4	W	1/1	8	7	1	0.0	0.0	0	0	0	0	0	0	0	0
at Was 10/11	W	1/0	2	2	0	0.0	0.0	0	0	0	0	1	0	0	0
at SF 10/18	L	1/1	9	6	3	0.0	0.0	0	0	0	0	0	0	0	0
Chi 10/26	W	1/1	7	2	5	0.0	0.0	1	0	0	0	1	0	0	0
at Mia 11/1	L	1/1	3	3	0	0.0	0.0	0	0	0	0	0	1	0	0
Sea 11/15	W	1/1	1	1	0	0.0	0.0	0	0	0	0	0	0	0	0
at TB 11/23	-	0/0	0	0	0	0.0	0.0	0	0	0	0	0	0	0	0
SF 11/29	-	0/0	0	0	0	0.0	0.0	0	0	0	0	0	0	0	0
at Ari 12/6	-	0/0	0	0	0	0.0	0.0	0	0	0	0	0	0	0	0
NE 12/10	-	0/0	0	0	0	0.0	0.0	0	0	0	0	0	0	0	0
NYJ 12/19	-	0/0	0	0	0	0.0	0.0	0	0	0	0	0	0	0	0
at Sea 12/27	-	0/0	0	0	0	0.0	0.0	0	0	0	0	0	0	0	0
Ari 1/3/21	-	0/0	0	0	0	0.0	0.0	0	0	0	0	0	0	0	0
Totals	**6-3**	**9/5**	**41**	**30**	**11**	**0.0**	**0.0**	**1**	**0**	**0**	**0**	**2**	**1**	**0**	**0**

2019 Los Angeles Rams

Game	W/L	P/S	T	S	A	Sk	Yds	Int	Yds	Lg	TD	PD	FF	FR	Yds
at Car 9/8	W	1/0	7	3	4	0.0	0.0	0	0	0	0	0	0	0	0
NO 9/15	W	1/0	6	2	4	0.0	0.0	0	0	0	0	1	0	0	0
at Cle 9/22	W	1/0	3	1	2	0.0	0.0	0	0	0	0	1	0	0	0
TB 9/29	L	1/0	3	1	2	0.0	0.0	0	0	0	0	0	0	0	0
at Sea 10/3	L	0/0					Inactive								
SF 10/13	L	1/0	6	4	2	0.0	0.0	0	0	0	0	0	0	0	0
at Atl 10/20	W	1/1	6	5	1	0.0	0.0	0	0	0	0	0	0	0	0
Cin 10/27	W	1/1	12	9	3	0.0	0.0	0	0	0	0	1	0	0	0
at Pit 11/10	L	1/1	9	6	3	0.0	0.0	0	0	0	0	0	0	0	0
Chi 11/17	W	1/1	8	7	1	0.0	0.0	0	0	0	0	1	0	0	0
Bal 11/25	L	1/1	10	6	4	0.0	0.0	0	0	0	0	1	0	0	0
at Ari 12/1	W	1/1	2	2	0	0.0	0.0	1	31t	31t	1	2	0	0	0
Sea 12/8	W	1/1	6	4	2	0.0	0.0	0	0	0	0	0	0	0	0
at Dal 12/15	L	1/1	10	3	7	0.0	0.0	0	0	0	0	0	0	0	0
at SF 12/21	L	1/1	5	4	1	0.0	0.0	0	0	0	0	0	0	0	0
Ari 12/29	W	1/1	6	4	2	0.0	0.0	1	27	27	0	1	0	1	0
Totals	**9-7**	**15/10**	**99**	**61**	**38**	**0.0**	**0.0**	**2**	**31t**	**31t**	**1**	**8**	**0**	**1**	**0**

77 Andrew Whitworth

Offensive Line • LSU • Monroe, La.

Ht./Wt.: 6-7/330
NFL Exp.: 15 (4th Rams)
GP/GS: (Playoffs): 224/220, (10/10)
Birth Date: 12/12/1981
Acquired: FA-'17

Transactions: Signed with Rams as a free agent (3/9/17)... signed contract extension with Bengals (9/23/15)...signed contract extension with Bengals (8/31/11)...signed contract extension with Bengals (7/27/08)...signed with Bengals (7/29/06)...selected by Cincinnati in the second round of 2006 NFL Draft (55th overall)... and named to the PFWA All-NFL Team in 2017.

Pro: 15th-year pro has competed in 224 regular season games with 220 starts and started all 10 postseason contests...four-time NFL Pro Bowler (2013, 2016, 2017, 2018)...named to the *Associated Press* All-Pro team in 2015...recorded three seasons with allowing only 1.0 sack or less (2007, 2014, 2016)...registered nine seasons (2006-2007, 2009, 2011-2015, 2018) in which his pass blocking has produced a 1,000 yard receiver...registered six seasons in which he blocked for three different 1,000-yard rushers (R.Johnson: 2006, C.Benson: 2009-2011, B.Green-Ellis: 2012, T. Gurley: 2017-18)...one of 12 players that has recorded wins against all NFL teams with a Week 8 win over Cincinnati Bengals...named the Rams 2018 Walter Payton Man of the Year for his commitment to contributing off the field.

2020 Season: Named a captain...**vs. Seattle (11/15):** Started at left tackle...helped block for an offense that amassed 300-plus yards passing and over 100 yards rushing...**at Miami (11/1):** Started at left tackle...helped provide time for QB Jared Goff to attempt 61 passes, while only absorbing 2.0 sacks...**vs. Chicago (10/26):** Started at left tackle...helped plow the way for the Rams to record 161 rushing yards and average 4.7 yars per rush...**at San Francisco (10/18):** Started at left tackle...helped prevent QB Jared Goff from absorbing a sack...marked the first game during the 2020 season without a sack allowed... **at Washington (10/11):** Started at left tackle...played all 68 offensive snaps, providing a pocket for QB Jared Goff to throw for 309 yards...**vs. New York Giants (10/4):** Started at left tackle...helped provide a pocket for QB Jared Goff to post a 103.1 QB rating, Goff's third-straight game with over a 100 QBR...**at Buffalo (9/27):** Started at left tackle...played all 69 offensive snaps...helped the Rams fight back from a 25-point deficit...**at Philadelphia (9/20):** Started at left tackle...protected Goff for all 69 snaps in the game, helping him reach 267 passing yards...**vs. Dallas (9/13):** Started at left tackle...played every offensive snap in the game, helping QB Jared Goff complete 31 of his passes for 275 yards.

2019 Season: Played in all 16 games...one-of-12 players in NFL history to start and win against all 32 NFL teams after a Week 8 win over the Bengals...key part of the offensive line and was selected as a team captain...helped QB Jared Goff throw for over 4,000 yards for the second-consecutive season... **at Carolina (9/8):** Played all 77 offesnive snaps...protected QB Jared Goff to complete 23 passes for 186 yards...**vs. New Orleans (9/15):** Started at left tackle and played all 70 offensive snaps...contributed to an offensive line that helped gain 380 total offensive yards...**at Cleveland (9/22):** Appeared in all 66 offensive plays...helped protect QB Jared Goff to throw for 269 yards...**vs. Tampa Bay (9/29):** Appeared in every offensive snap...helped protect QB Jared Goff to throw for over 500 yards... **at Seattle (10/3):** Started his 200th career game...helped provide time for QB Jared Goff to throw for 395 with no sacks allowed...**vs. San Francisco (10/13):** Appeared in all 53 snaps on offense.... **at Atlanta (10/20):** Started at left tackle and played 72 offensive snaps...contributed to an offensive line that helped gain 381 total offensive yards without surrendering a sack...**vs. Cincinnati (10/27):** Started at left tackle and played 57 offensive snaps... became one-of-12 players in NFL history to start and win against all 32 NFL teams...contributed to an offensive line that helped gain 470 total offensive yards without surrendering a sack...**at Pittsburgh (11/10):** Started at left tackle and played 77 offensive snaps...contributed to an offensive line that helped RB Todd Gurley II average over 6.0 yards per rush...**vs. Chicago (11/17):** Started at left tackle and played 55 offensive snaps...contributed to an offensive line that helped RB Todd Gurley II rush for 97 yards...prevented QB Jared Goff from absorbing any sacks... **vs. Baltimore (11/25):** Appeared in all 48 snaps on offense... **at Arizona (12/1):** Started at left tackle and played 76 offensive snaps...contributed to an offensive line that helped protect QB Jared Goff to throw for over 400 yards...**vs. Seattle (12/8):** Allowed QB Jared Goff to throw for 293 yards without absorbing a sack for the fifth time this season...**at Dallas (12/15):** Appeared in all 77 offensive snaps...helped pave the way for QB Jared Goff to throw for 284 yards...**at San Francisco (12/21):** Started at left tackle and played 70 offensive snaps...contributed to an offensive line that helped gain 395 total offensive yards without surrendering a sack for a single-season best sixth game of the year... **vs. Arizona (12/29):** Started at left tackle and appeared in all 79 offensive snaps...contributed to an offensive line that helped protect QB Jared Goff to throw for 319 yards.

2018 Season: Played in all 16 games...was part of an offensive line that was named the Built Ford Tough Offensive Line of the Year...helped protect QB Jared Goff to throw for 4,688 yards and 32 touchdowns...**at Oakland (9/10):** Played all 63 offensive snaps...helped open up rushing lanes for RB Todd Gurley II to rush for 108 yards...**vs. Arizona (9/16):** Played in all 72 offensive snaps...protected QB Jared Goff to complete 24 passes for 354 yards...**vs. Chargers (9/23):** Appeared in 74 offensive snaps... helped the offense gain over 500 total yards...**vs. Minnesota (9/27):** Started at left tackle for all 55 offensive snaps...contributed to an offensive line that helped gain 556 total offensive yards...**at Seattle (10/7):** Played in all 66 offensive snaps...helped protect QB Jared Goff to throw for 321 yards...**at Denver (10/14):** Helped the offense gain 444 total yards...**at San Francisco (10/21):** Helped RB Todd Gurley II total three touchdowns and reach his 10th-consecutive game with a touchdown...**vs. Green Bay (10/28):** Appeared in all 78 offensive plays...guided the offense to gain 416 total yards...**at New Orleans (11/4):** Provided enough time for QB Jared Goff to throw for 391 yards...**vs. Seattle (11/11):** Appeared in all 65 offensive plays...helped guide the offense to gain 456 total yards and four touchdowns...**vs. Kansas City (11/19):** Appeared in all 80 offensive plays...

helped protect QB Jared Goff to throw for over 400 yards...**at Detroit (12/2):** Appeared in all 69 offensive plays...protected RB Todd Gurley II to rush for two touchdowns...**at Arizona (12/23):** Appeared in 60 offensive plays...helped protect QB Jared Goff to rush for one touchdown...**vs. San Francisco (12/30):** Appeared in 26 offensive plays before exiting the game due to an injury in the second quarter...**Divisional Round vs. Dallas (1/12/19):** Appeared in all 79 offensive plays...helped pave the way for the Rams to rush for 273 yards, a postseason franchise record... **Championship Round at New Orleans (1/20/19):** Appeared in all 69 offensive plays...protected QB Jared Goff to complete 25 passes...**Super Bowl LIII (2/3/19):** Appeared in all 65 offensive plays.

2017 Season: Key part of the offensive line that helped the offense post 51 touchdowns...all five offensive linemen started 16 games, including the postseason...named Pro Bowl alternate...**at San Francisco (9/21):** Played all 67 offensive snaps, and paved the way for RB Todd Gurley who scored three total touchdowns... **at Dallas (10/1):** Played all 69 offensive snaps...helped give QB Jared Goff time in the pocket to throw for 255 yards and two touchdowns...**at New York Giants (11/5):** Goff had zero hits or sacks and threw for 311 yards and four touchdowns...**at Seattle (12/17):** Was a part of an offensive line unit that allowed RB Todd Gurley II to amass 180 yards from scrimmage and four touchdowns...**at Tennessee (12/24):** Helped pave the way for RB Todd Gurley who tallied 118 yards rushing and 158 receiving yards...**Wild Card vs. Atlanta (1/6/18):** Started at left tackle... helped pave the way for RB Todd Gurley II who notched 101 yards rushing on 14 carries.

2016 Season: Started all 16 regular season games at left tackle...earned a Pro Bowl nod for the second-consecutive season, third time in his career...**at New York Jets (9/11):** Contributed to an offensive line unit that helped QB Andy Dalton throw for 366 yards...**at Pittsburgh (9/18):** Blocked the blindside of QB Andy Dalton to produce 366 yards through the air...**vs. Denver (9/25):** Blocked for a rushing attack that totaled 143 net yards...**vs. Miami (9/29):** Helped the offense control possession for 38:02.

2015 Season: Started at left tackle in all 16 regular season games, including one playoff start in an AFC Wild Card match-up versus Pittsburgh...received Pro Bowl honors for the second time in his career...named to the All-Pro team by the *Associated Press*...**vs. San Diego (9/20):** Recorded second-straight game without allowing a sack...paved the way for an offensive unit to produced a 175-yard rushing output...**vs. Kansas City (10/4):** Contributed to an offensive line that allowed no sacks...helped guide Bengals to their first game in franchise history with more than 300 net passing yards (321) and four rushing touchdowns... **vs. Seattle (10/11):** Helped lead the rally from a 24-7 fourth-quarter deficit as Bengals became first team since Week 15 of the 2010 season to win after trailing by 17 or more in the final period.

2014 Season: Started 16 games at left tackle, including an AFC Wild Card playoff contest at Indianapolis...named first-team All-Pro by Peter King's *Monday Morning QB* and second-team All-Pro by *The Associated Press*...part of the protection that allowed no sacks in the first three games of the season, for first time in franchise history...helped lead a pass protection unit that helped the Bengals rank third in NFL in fewest sacks allowed (23) and least sack yardage allowed (130)...supported a rushing attack that ranked sixth in the league with 134.2 yards per game... **vs. Baltimore (10/26):** Helped power the way for three 1-yard touchdown runs in goal line situations, including the game-winning touchdown by QB Andy Dalton on fourth-and-1 play late in fourth quarter...**at Cleveland (12/14):** Contributed to an offense that powered 244 rushing yards, the highest rushing yardage total for the Bengals since Nov. 28, 2004 vs. Cleveland (253 yards)...**vs. Denver (12/22):** Paved the way for the offense to produce 207 rushing yards in a playoff-clinching win.

2013 Season: Started all 14 regular season games he appeared in, starting at left tackle and left guard positions, including the Wild Card playoff match-up against San Diego...**vs. New York Jets (10/27):** Contributed to pass protection that allowed only one sack, as QB Andy Dalton threw a career-best five touchdown passes...**vs. San Diego (1/5/14):** Aided a 439-yard offensive output in the AFC Wild Card playoffs.

2012 Season: Selected to the Pro Bowl for the first time in his career...helped RB BenJarvus Green-Ellis post an NFL-leading 14 conversions on third-and-1 rushing plays, with only one failure to convert...part of the run-blocking effort for Green-Ellis to gain at least 100 yards four times in a five-game stretch, only second instance of a Bengals back getting four 100-yarders in five games.

2011 Season: Started at left tackle in every regular season game, and the AFC Wild Card playoff contest at Houston.

2010 Season: Started all 16 games at the left tackle position... helped Cincinnati's offense rank second in the AFC and sixth in the NFL in fewest sacks allowed per passing attempt (one every 22.07 passing attempts).

2009 Season: Voted by teammates as a team captain...guided team to a single-season record of eight games with a 100-yard rusher, including an individual club mark of six by RB Cedric Benson...**at Baltimore (10/11):** Assisted RB Cedric Benson (27-for-120) to become first player in 40 games to rush for 100 yards against Baltimore...**vs. Chicago (10/25):** Paved the way for RB Cedric Benson's career-high 189 rushing yard output, while also aiding a sack-free performance up front...**vs. New York Jets (1/9/10):** Guided RB Cedric Benson to a Bengals postseason-record 169 rushing yards in an AFC Wild Card playoff game.

2008 Season: Started the first 10 games at left guard, but suffered a season-ending ankle injury in Week 11 vs. Philadelphia.

2007 Season: Started all 16 games of the regular season at both left tackle and left guard...played on 1,041-of-1,047 offensive team snaps (99.4 percent) as Bengals set club record for fewest sacks allowed (17).

2006 Season: Veterans' injuries opened the door for the rookie to make 12 starts among his 16 games played...made 10-of-12 starts at left tackle...**vs. Cleveland (9/17):** Earned first professional start in his second career game, opening at left guard.

College: A pillar of the LSU offensive line from 2002-05, Whitworth never missed a game or a practice due to injury... closed career with the second-most starts (52) in NCAA Division I...played primarily left tackle and was credited with no sacks allowed as a senior, and only one as a junior...earned All-SEC First-Team honors as both a junior and senior, including a consensus nod as a senior...started every game as a sophomore in 2003 as LSU won the BCS national championship with a 13-1 mark...spent five years at LSU, including 2001 redshirt.

Personal: Hometown is West Monroe, La...led West Monroe High School to three Class 5A state football titles, as a freshman, sophomore and senior...graduated from LSU in December 2005 with degree in general studies...former junior tennis champion in Louisiana, and is also an excellent golfer...a Bengals leader in community service, working through his BigWhit 77 Foundation... hosts a fund-raising golf tournament in Louisiana, and enjoys serving as a motivational speaker to youth groups, and is known for having personally reached out to families in need... married to his wife Melissa, with four children (twins Sarah and Drew, Michael, and Katherine).

Whitworth's Career Games/Starts:

Year	Teams	GP/GS
2020	Los Angeles Rams	9/9
2019	Los Angeles Rams	16/16
2018	Los Angeles Rams	16/16
	Postseason	*3/3*
2017	Los Angeles Rams	15/15
	Postseason	*1/1*
2016	Cincinnati Bengals	16/16
2015	Cincinnati Bengals	16/16
	Postseason	*1/1*
2014	Cincinnati Bengals	16/16
	Postseason	*1/1*
2013	Cincinnati Bengals	14/14
	Postseason	*1/1*
2012	Cincinnati Bengals	16/16
	Postseason	*1/1*
2011	Cincinnati Bengals	16/16
	Postseason	*1/1*
2010	Cincinnati Bengals	16/16
2009	Cincinnati Bengals	16/16
	Postseason	*1/1*
2008	Cincinnati Bengalst	10/10
2007	Cincinnati Bengals	16/16
2006	Cincinnati Bengals	16/12
Totals		**224/220**
	Postseason	***10/10***

59 Micah Kiser

Linebacker • Virginia • Baltimore, Md.

Ht./Wt.: 6-0/244
NFL Exp.: 2 (3rd Rams)
GP/GS, (Playoffs): 25/9 (3/0)
Birth Date: 1/25/1995
Acquired: D5A-'18 (No. 147 Overall)

Transactions: Selected by the Rams in the fifth round (147th overall) of the 2018 NFL Draft (4/28/18).

Pro: Has appeared in 25 games (nine starts) in his career... totaled 77 tackles with one forced fumble and three passes defensed.

2020 Season: at Tampa Bay (11/23): Posted six total tackles (two solo)...**vs. Seattle (11/15):** Started at middle linebacker... posted a team-high 12 tackles (10 solo)...**at Miami (11/1):** Posted six total tackles...assisted on five tackles...**vs. Chicago (10/26):** Tallied eight tackles (three solo)...**at San Francisco (10/18):** Amassed 13 tackles (seven solo) to match a career-high... played all 73 defensive snaps...**at Washington (10/11):** Declared inactive...**vs. New York Giants (10/4):** Appeared in his 20th career game...tallied six tackles (five solo)...**at Buffalo (9/27):** Posted four total tackles (one solo) in his third-career start... also recorded his first career quarterback hit...**at Philadelpahia (9/20):** Posted a career-high 16 total tackles against the Eagles (11 solo)...forced the first fumble of his career while adding a pass defensed on the day...appeared on all 71 defensive snaps... **vs. Dallas (9/13):** Earned his first-career start...posted a seven tackles (six solo).

2019 Season: Placed on injured reserve ahead of the regular season after injuring his shoulder in preseason action.

2018 Season: Appeared in all 16 regular season games and three postseason contests, including Super Bowl LIII...added four tackles on special teams during the regular season...at Oakland (9/10): Made his NFL debut and saw action on special teams... **vs. Arizona (9/16)**: Saw significant action on special teams... recorded one special teams tackle...at San Francisco (10/21): Saw action on special teams...recorded one special teams tackle...at New Orleans (11/4): Saw action on special teams... tallied one solo special teams tackle...vs. San Francisco (12/30): Saw action on special teams...recorded one assisted tackle... Divisional Round vs. Dallas (1/12/19): Made postseason debut... saw significant action on special teams...recorded one special teams tackle...Championship Round at New Orleans (1/20/19): Saw action on special teams...notched two special teams tackles (one solo)...Super Bowl LIII (2/3/19): Saw significant action on special teams.

College: Finished career ranked fifth all-time at Virginia with 411 career tackles...became just the second player in ACC history to lead the league in tackles in three straight seasons, joining Boston College's Luke Kuechly (2009-11)...[along with Quin Blanding (137) and Jordan Mack (114)] became one-of-two FBS programs (New Mexico State) and the only "Power 5" school to have a trio of players with at least 100 tackles in the same season...As a senior in 2017, named Sporting News All-American first-team, Walter Camp All-American Second-Team, Football Writers Association of America All-American second team, USA Today All-American second-team, Associated Press All-American Third-Team, All-ACC First-Team, Campbell Trophy Winner (Academic Heisman), Butkus Award Semifinalist, Jason Witten Collegiate Man of the Year Semifinalist, Lott IMPACT Trophy Finalist, Bobby Bowden Award Finalist...started all 13 of UVA's 2017 games...led the ACC in tackles for the third year in a row...his 145 tackles rank No. 2 all-time at UVA on the singleseason list...as a junior in 2016, named FWAA All-America Second-Team, All-ACC First-Team, Coaches All-ACC First-Team, CoSIDA Academic All-American Second-Team, ESPN.com All-ACC team, Associated Press All-ACC First-Team, semifinalist for the Butkus Award, semifinalist for the Lott IMPACT Trophy... started all 12 of UVA's games in 2016...led the ACC and finished third in the nation with 11.2 tackles per game...his 134 tackles tied with Wali Rainer for fourth-most single-season tackles in Virginia's program history...as a sophomore in 2015, named College Sports Madness All-American Third-Team, All-ACC First-Team, All-ACC Coaches Second-Team...started all 12 of UVA's games in 2015 as a sophomore...finished the regular season first in the ACC and 17th in the nation with 117 tackles...registered double-digit tackles in seven of UVA's 12 games...led UVA with 82 tackles on rushing plays...as a redshirt freshman in 2014, appeared in all 12 of Virginia's games...saw most of his time on special teams...finished season with 15 defensive tackles and a team-leading nine special teams tackles...made collegiate debut against No. 7 UCLA in the season opener.

Personal: A linebacker and tight end at the Gilman School for Head Coach Biff Poggi...a three-year letterwinner and a threetime All-Maryland Interscholastic Athletic Association Conference honoree...two-time Maryland Consensus All-State first-team defense...two-time All-Metro first-team...was the 2012 All-Metro Defensive Player of the Year...Baltimore Sun`s Defensive Co-Player of the Year...helped Gilman to a MIAA A Conference title defense...served as team captain as a senior and helped lead Gilman to a No. 19 ranking in the USA Today Super 25 high school team rankings...a 2011 MaxPreps Air Force Junior All-American second-team linebacker...also played lacrosse at Gilman in 2011...volunteered with Ronald McDonald House Charities and the Agape House...son of Michael and Donna Kiser...has a younger brother, Jordan.

Micah Kiser, NFL Statistics

Regular Season

Year	Team	G/S	Tackles Total	Solo	Asst.	Sacks	Yards	Int.	Interceptions Yards	Long	TD	PD	Fumbles FF	FR	Yards
2018	Los Angeles Rams	16/0	0	0	0	0.0	0.0	0	0	0	0	0	0	0	0
2019	Los Angeles Rams	Injured Reserve													
2020	Los Angeles Rams	9/9	77	44	33	0.0	0.0	0	0	0	0	3	1	0	0
Totals		**25/9**	**77**	**44**	**33**	**0.0**	**0.0**	**0**	**0**	**0**	**0**	**3**	**1**	**0**	**0**

Postseason

Year	Team	G/S	Tackles Total	Solo	Asst.	Sacks	Yards	Int.	Interceptions Yards	Long	TD	PD	Fumbles FF	FR	Yards
2018	Los Angeles Rams	3/0	0	0	0	0.0	0.0	0	0	0	0	0	0	0	0
Totals		**3/0**	**0**	**0**	**0**	**0.0**	**0.0**	**0**	**0**	**0**	**0**	**0**	**0**	**0**	**0**

Micah Kiser, Game-By-Game

2020 Los Angeles Rams

Game	W/L	P/S	T	S	A	Sk	Yds	Int	Yds	Lg	TD	PD	FF	FR	Yds
Dal 9/13	W	1/1	7	6	1	0.0	0.0	0	0	0	0	2	0	0	0
at Phi 9/20	W	1/1	15	10	5	0.0	0.0	0	0	0	0	1	1	0	0
at Buf 9/27	L	1/1	4	0	4	0.0	0.0	0	0	0	0	0	0	0	0
NYG 10/4	W	1/1	6	5	1	0.0	0.0	0	0	0	0	0	0	0	0
at Was 10/11	W	0/0	Inactive												
at SF 10/18	L	1/1	13	7	6	0.0	0.0	0	0	0	0	0	0	0	0
Chi 10/26	W	1/1	8	3	5	0.0	0.0	0	0	0	0	0	0	0	0
at Mia 11/1	L	1/1	6	1	5	0.0	0.0	0	0	0	0	0	0	0	0
Sea 11/15	W	1/1	12	10	2	0.0	0.0	0	0	0	0	0	0	0	0
at TB 11/23	W	1/1	6	2	4	0.0	0.0	0	0	0	0	0	0	0	0
SF 11/29	-	0/0	0	0	0	0.0	0.0	0	0	0	0	0	0	0	0
at Ari 12/6	-	0/0	0	0	0	0.0	0.0	0	0	0	0	0	0	0	0
NE 12/10	-	0/0	0	0	0	0.0	0.0	0	0	0	0	0	0	0	0
NYJ 12/19	-	0/0	0	0	0	0.0	0.0	0	0	0	0	0	0	0	0
at Sea 12/27	-	0/0	0	0	0	0.0	0.0	0	0	0	0	0	0	0	0
Ari 1/3/21	-	0/0	0	0	0	0.0	0.0	0	0	0	0	0	0	0	0
Totals	**7-3**	**9/9**	**77**	**44**	**33**	**0.0**	**0.0**	**0**	**0**	**0**	**0**	**3**	**1**	**0**	**0**

2019 Los Angeles Rams

Game	W/L	P/S	T	S	A	Sk	Yds	Int	Yds	Lg	TD	PD	FF	FR	Yds
at CAR 9/8	W	Injured Reserve													
NO 9/15	W	Injured Reserve													
at Cle 9/22	W	Injured Reserve													
TB 9/29	L	Injured Reserve													
at Sea 10/3	L	Injured Reserve													
SF 10/13	L	Injured Reserve													
at Atl 10/20	W	Injured Reserve													
Cin 10/27	W	Injured Reserve													
at Pit 11/10	L	Injured Reserve													
Chi 11/17	W	Injured Reserve													
Bal 11/25	L	Injured Reserve													
at Ari 12/1	W	Injured Reserve													
Sea 12/8	W	Injured Reserve													
at Dal 12/15	L	Injured Reserve													
at SF 12/21	L	Injured Reserve													
Ari 12/29	W	Injured Reserve													
Totals	**9-7**	**0/0**	**0**	**0**	**0**	**0.0**	**0.0**	**0**	**0**	**0**	**0**	**0**	**0**	**0**	**0.0**

2018 Los Angeles Rams

Game	W/L	P/S	T	S	A	Sk	Yds	Int	Yds	Lg	TD	PD	FF	FR	Yds
at Oak 9/10	W	1/0	0	0	0	0.0	0.0	0	0	0	0	0	0	0	0
Ari 9/16	W	1/0	0	0	0	0.0	0.0	0	0	0	0	0	0	0	0
LAC 9/23	W	1/0	0	0	0	0.0	0.0	0	0	0	0	0	0	0	0
Min 9/27	W	1/0	0	0	0	0.0	0.0	0	0	0	0	0	0	0	0
at Sea 10/7	W	1/0	0	0	0	0.0	0.0	0	0	0	0	0	0	0	0
at Den 10/14	W	1/0	0	0	0	0.0	0.0	0	0	0	0	0	0	0	0
at SF 10/21	W	1/0	0	0	0	0.0	0.0	0	0	0	0	0	0	0	0
GB 10/28	W	1/0	0	0	0	0.0	0.0	0	0	0	0	0	0	0	0
at NO 11/4	L	1/0	0	0	0	0.0	0.0	0	0	0	0	0	0	0	0
Sea 11/11	W	1/0	0	0	0	0.0	0.0	0	0	0	0	0	0	0	0
KC 11/19	W	1/0	0	0	0	0.0	0.0	0	0	0	0	0	0	0	0
at Det 12/2	W	1/0	0	0	0	0.0	0.0	0	0	0	0	0	0	0	0
at Chi 12/9	L	1/0	0	0	0	0.0	0.0	0	0	0	0	0	0	0	0
Phi 12/16	L	1/0	0	0	0	0.0	0.0	0	0	0	0	0	0	0	0
at Ari 12/23	W	1/0	0	0	0	0.0	0.0	0	0	0	0	0	0	0	0
SF 12/30	W	1/0	0	0	0	0.0	0.0	0	0	0	0	0	0	0	0
Totals	**13-3**	**16/0**	**0**	**0**	**0**	**0.0**	**0.0**	**0**	**0**	**0**	**0**	**0**	**0**	**0**	**0**

2018 Postseason

Game	W/L	P/S	T	S	A	Sk	Yds	Int	Yds	Lg	TD	PD	FF	FR	Yds
Dal 1/12/19 *	W	1/0	0	0	0	0.0	0.0	0	0	0	0	0	0	0	0
at NO 1/20/19 ^	W	1/0	0	0	0	0.0	0.0	0	0	0	0	0	0	0	0
NE 2/3/19 !	L	1/0	7	4	3	0.0	0.0	0	0	0	0	0	0	0	0
Totals	**2-1**	**3/0**	**0**	**0**	**0**	**0.0**	**0.0**	**0**	**0**	**0**	**0**	**0**	**0**	**0**	**0**

* Denotes NFC Divisional Playoff Game, ^ Denotes NFC Championship Game, ! Denotes Super Bowl LIII