

# 2020



## NEW ENGLAND PATRIOTS GAME RELEASE



NEW ENGLAND PATRIOTS vs. BUFFALO BILLS

REGULAR SEASON WEEK 16



NEW ENGLAND PATRIOTS

# GAME RELEASE

REGULAR SEASON WEEK 16

NEW ENGLAND PATRIOTS vs. BUFFALO BILLS



## TABLE OF CONTENTS

---

### **TEAM INFORMATION**

Game Summary .....	3
Broadcast Information.....	3
Media Schedule .....	3
2020 Patriots Schedule.....	3
2020 AFC East Standings.....	3
2020 Regular Season Statistics .....	4
2020 Player Participation .....	6
2020 Game-By-Game Starters & Inactives .....	7
Rosters & Depth Chart.....	8
Matchup Notes .....	15
What to Look for This Week .....	17
Week 15 Recap .....	19
Projected Contributors .....	20
Patriots Pro Bowl Selections .....	22

### **INDIVIDUAL AND TEAM NOTES**

Robert Kraft .....	24
2020 Points of Interest.....	27
Patriots Team Notes .....	28
Home Dominance .....	34
Inside the Numbers .....	35
Bill Belichick .....	36
Patriots Offensive Notes .....	40
Patriots Defensive Notes.....	48
Patriots Playoff Notes.....	52
Patriots Reference Notes .....	56
Patriots Football Network .....	58





# NEW ENGLAND PATRIOTS

# GAME RELEASE

## REGULAR SEASON WEEK 16

## NEW ENGLAND PATRIOTS vs. BUFFALO BILLS



### MEDIA SCHEDULE

ALL TIMES ARE APPROXIMATE (ET)

#### WEDNESDAY, DECEMBER 23

**8:45 a.m.** Patriots head coach Bill Belichick video conference  
**12:30 p.m.** Media access at practice  
**4:30 p.m.** Patriots player availability via video conference

#### THURSDAY, DECEMBER 24

**12:30 p.m.** Media access at practice  
**4:30 p.m.** Patriots player availability via video conference

#### FRIDAY, DECEMBER 25

**MERRY CHRISTMAS! NO MEDIA AVAILABILITY**

#### SATURDAY, DECEMBER 26

**TBD** Patriots assistant coach availability via video conference  
**11:50 a.m.** Media Access at practice  
**1:30 p.m.** Patriots player availability via video conference

#### SUNDAY, DECEMBER 27

**Team Walkthrough - No Media Availability**

#### MONDAY, DECEMBER 28

**8:15 p.m. - Patriots vs. Buffalo Bills**

### 2020 PATRIOTS SCHEDULE

#### REGULAR SEASON (6-8)

Sun., Sept. 13		Miami	21-11	W
Sun., Sept. 20	at	Seattle	30-35	L
Sun., Sept. 27		Las Vegas	36-20	W
Mon., Oct. 5#	at	Kansas City	10-26	L
Sun., Oct. 11		Bye Week		
Sun., Oct. 18		Denver	12-18	L
Sun., Oct. 25		San Francisco	6-33	L
Sun., Nov. 1	at	Buffalo	21-24	L
Mon., Nov. 9	at	N.Y. Jets	30-27	W
Sun., Nov. 15		Baltimore	23-17	W
Sun., Nov. 22	at	Houston	20-27	L
Sun., Nov. 29		Arizona	20-17	W
Sun., Dec. 6	at	L.A. Chargers	45-0	W
Thurs., Dec. 10	at	L.A. Rams	3-24	L
Sun., Dec. 20	at	Miami	12-22	L
Mon., Dec. 28		Buffalo	8:15 p.m.	ESPN
Sun., Jan. 3		N.Y. Jets	1:00 p.m.	CBS*

\*Game time and network subject to change

#Game rescheduled for Monday due to COVID-19 cases

### 2020 AFC EAST FINAL STANDINGS

TEAM	W	L	T	PCT.	PF	PA
Z-- Buffalo Bills	11	3	0	.786	407	340
Miami Dolphins	9	5	0	.643	352	257
<b>NEW ENGLAND</b>	<b>6</b>	<b>8</b>	<b>0</b>	<b>.429</b>	<b>289</b>	<b>301</b>
New York Jets	1	13	0	.071	206	413

Z--: Clinched Division

### GAME SUMMARY

#### NEW ENGLAND PATRIOTS (6-8) VS. BUFFALO BILLS (11-3)

Monday, December 28, 2020 • Gillette Stadium • 8:15 p.m. ET

The New England Patriots host the Buffalo Bills this week on Monday Night Football and will try to avenge a 24-21 loss in the first meeting between the two teams in Buffalo on Nov. 1. The Patriots have gone 19 straight seasons without being swept by a division opponent, the longest streak in the NFL since the 1970 merger. The record was previously held by the Dallas Cowboys (1971-81) and Los Angeles Rams (1970-80), who were not swept by a division opponent for 11 consecutive seasons.

The Patriots will play on a Monday for the third time in 2020. New England played at Kansas City on Monday, Oct. 5, and traveled to face the Jets on Monday, Nov. 9. The Patriots previously played three Monday games in 1980, '97 and '98.

### BROADCAST INFORMATION

**TELEVISION:** This week's game will be broadcast by **ESPN** and can be seen locally on **WCVB-TV Channel 5**. **Steve Levy** will handle play-by-play duties with **Brian Griese** and **Louis Riddick** as the color analysts. **Lisa Salters** will work from the sidelines. The game will be produced by **Phil Dean** and directed by **Jimmy Platt**.

**NATIONAL RADIO:** Monday's game will be broadcast to a national audience on **Westwood One**. **Tom McCarthy** will call the game with **Ron Jaworski** providing analysis.

**LOCAL RADIO:** **98.5 The Sports Hub** is the flagship station for the **Patriots Radio Network**. A complete listing of the network's 35 stations can be found on page 57 of this press release. Play-by-play broadcaster **Bob Socci** will call the action along with former Patriots quarterback **Scott Zolak**, who will provide color analysis. The broadcast is produced by **Marc Cappello**.

### GUNNER POSTING STRONG RETURNS

Gunner Olszewski is leading the NFL with a 19.1-yard punt return average (16 returns for 305 yards). If he continues that pace, it would be the highest return average in Patriots history. Julian Edelman has the highest average in a season at 15.5 in 2012. Only seven NFL players have a return average of at least 20.0 yards in a single season.

#### HIGHEST PUNT RETURN AVERAGE IN NFL HISTORY IN A SINGLE SEASON (MINIMUM OF 12 RETURNS)

Player	Team	Season	Returns	Yards	Average
Herb Rich	Baltimore Colts	1950	12	276	23.0
Jack Chistiansen	Detroit Lions	1952	15	322	21.5
Dick Christy	New York Titans	1961	18	383	21.3
Karl Williams	Tampa Bay Buccaneers	1996	13	274	21.1
Red Cochran	Chicago Cardinals	1949	15	314	20.9
Jerry Davis	Chicago Cardinals	1948	16	334	20.9
Bob Hayes	Dallas Cowboys	1968	15	312	20.8

### WEEK 16 HIGHLIGHTS

**PAGE 15:** New England Patriots vs. Buffalo Bills matchup notes

**PAGE 17:** What to look for in this week's game

**PAGE 20:** Projected Contributors

**PAGE 28:** Patriots 2020 team notes

### MEDIA CONTACTS

**Stacey James**, Vice President of Media Relations, [staceyj@patriots.com](mailto:staceyj@patriots.com), 508-326-6868

**Aaron Salkin**, Director of Media Relations, [aarons@patriots.com](mailto:aarons@patriots.com), 508-326-6870

**Michael Jurovaty**, Asst. Director of Media Relations, [mjurovaty@patriots.com](mailto:mjurovaty@patriots.com), 508-326-6187

**Anne Noland**, Communications Strategist, [annen@patriots.com](mailto:annen@patriots.com), 508-431-7773



# 2020 REGULAR SEASON OFFENSIVE STATISTICS

## WON 6, LOST 8

09/13 W 21-11	Miami
09/20 L 30-35	at Seattle
09/27 W 36-20	Las Vegas
10/05 L 10-26	at Kansas City
10/18 L 12-18	Denver
10/25 L 6-33	San Francisco
11/01 L 21-24	at Buffalo
11/09 W 30-27	at N.Y. Jets
11/15 W 23-17	Baltimore
11/22 L 20-27	at Houston
11/29 W 20-17	Arizona
12/06 W 45-0	at L.A. Chargers
12/10 L 3-24	at L.A. Rams
12/20 L 12-22	at Miami
12/28	Buffalo
01/03	N.Y. Jets

N.E. Opp.

TOTAL FIRST DOWNS	298	287
Rushing	130	113
Passing	139	154
Penalty	29	20
3rd Down: Made/Att	66/162	68/164
3rd Down Pct.	40.7	41.5
4th Down: Made/Att	9/17	5/12
4th Down Pct.	52.9	41.7
POSSESSION AVG.	29:46	30:14
TOTAL NET YARDS	4631	4836
Avg. Per Game	330.8	345.4
Total Plays	868	849
Avg. Per Play	5.3	5.7
NET YARDS RUSHING	2035	1862
Avg. Per Game	145.4	133.0
Total Rushes	449	408
NET YARDS PASSING	2596	2974
Avg. Per Game	185.4	212.4
Sacked/Yards Lost	31/189	21/138
Gross Yards	2785	3112
Att./Completions	388/252	420/280
Completion Pct.	64.9	66.7
Had Intercepted	14	16
PUNTS/AVERAGE	42/48.7	45/46.4
NET PUNTING AVG.	42/46.1	45/38.1
PENALTIES/YARDS	52/462	76/582
FUMBLES/BALL LOST	17/5	10/4
TOUCHDOWNS	31	34
Rushing	19	15
Passing	8	17
Returns	4	2

## \* SCORE BY PERIODS

	Q1	Q2	Q3	Q4	OT	PTS
--	----	----	----	----	----	-----

TEAM	28	98	75	88	0	289
------	----	----	----	----	---	-----

OPPONENTS	66	87	72	76	0	301
-----------	----	----	----	----	---	-----

## \* SCORING

	TD-Ru	Pa-Rt	K-PAT	FG	S	PTS
--	-------	-------	-------	----	---	-----

Folk	0	0	0	0	26/28	25/27	0	101
------	---	---	---	---	-------	-------	---	-----

Newton	11	11	0	0	0	0	0	66
--------	----	----	---	---	---	---	---	----

Burkhead	6	3	3	0	0	0	0	36
----------	---	---	---	---	---	---	---	----

Harris	2	2	0	0	0	0	0	12
--------	---	---	---	---	---	---	---	----

Harry	2	0	2	0	0	0	0	12
-------	---	---	---	---	---	---	---	----

D. McCourty	2	0	0	2	0	0	0	12
-------------	---	---	---	---	---	---	---	----

Olszewski	2	0	1	1	0	0	0	12
-----------	---	---	---	---	---	---	---	----

White	2	2	0	0	0	0	0	12
-------	---	---	---	---	---	---	---	----

Byrd	1	0	1	0	0	0	0	6
------	---	---	---	---	---	---	---	---

Johnson	1	0	1	0	0	0	0	6
---------	---	---	---	---	---	---	---	---

Michel	1	1	0	0	0	0	0	6
--------	---	---	---	---	---	---	---	---

Thomas LG	1	0	1	0	0	0	0	6
-----------	---	---	---	---	---	---	---	---

Wise	1	0	0	1	0	0	0	6
------	---	---	---	---	---	---	---	---

Meyers	0	0	0	0	0	0	0	2
--------	---	---	---	---	---	---	---	---

TEAM	31	19	8	4	26/28	25/27	0	289
------	----	----	---	---	-------	-------	---	-----

OPPONENTS	34	15	17	2	30/32	21/26	0	301
-----------	----	----	----	---	-------	-------	---	-----

2-Pt Conv: Meyers, TM 1-3, OPP 2-2

SACKS: Winovich 3.5, A. Butler 3, Wise 2.5,

Calhoun 2, Guy 2, Simon 2, Bentley 1.5,

Rivers TM 1.5, Cowart 1, Phillips 1, Uche 1,

TM 21, OPP 31

## \* RUSHING

	No.	Yds	Avg	Long	TD
Harris	137	691	5.0	41	2
Newton	122	489	4.0	38	11
Michel	53	304	5.7	48	1
Burkhead	67	274	4.1	18	3
White	31	107	3.5	10	2
Taylor	17	72	4.2	11	0
Olszewski	5	23	4.6	12	0
Edelman	2	22	11.0	23	0
Zuber	2	21	10.5	13	0
Byrd	1	11	11.0	11	0
Hoyer	1	8	8.0	8	0
Stidham	7	7	1.0	6	0
Moncrief LG	1	4	4.0	4	0
Moncrief TM	1	4	4.0	4	0
Meyers	1	2	2.0	2	0
Harry	2	0	0.0	2	0
TEAM	449	2035	4.5	48	19
OPPONENTS	408	1862	4.6	35	15

## \* RECEIVING

	No.	Yds	Avg	Long	TD
Meyers	49	616	12.6	35	0
Byrd	45	590	13.1	42t	1
White	42	321	7.6	34	0
Harry	30	289	9.6	30	2
Burkhead	25	192	7.7	24t	3
Edelman	21	315	15.0	49	0
Izzo	13	199	15.3	50	0
Johnson	8	35	4.4	12	1
Harris	5	52	10.4	15	0
Michel	4	54	13.5	23	0
Olszewski	3	48	16.0	38t	1
Zuber	2	29	14.5	16	0
Keene	2	10	5.0	8	0
Newton	1	16	16.0	16	0
Moncrief LG	1	15	15.0	15	0
Moncrief TM	1	15	15.0	15	0
Taylor	1	4	4.0	4	0
Thomas LG	1	3	3.0	3t	1
TEAM	252	2785	11.1	50	8
OPPONENTS	280	3112	11.1	54t	17

## \* INTERCEPTIONS

	No.	Yds	Avg	Long	TD
J. Jackson	8	63	7.9	30	0
D. McCourty	2	62	31.0	43t	1
Phillips	2	5	2.5	5	0
Gilmore	1	15	15.0	15	0
Bryant	1	0	0.0	0	0
Jones	1	0	0.0	0	0
Winovich	1	0	0.0	0	0
TEAM	16	145	9.1	43t	1
OPPONENTS	14	256	18.3	79t	2

## \* PUNTING

	No.	Yds	Avg	Net	TB	In	Lg	B
Bailey	42	2044	48.7	46.1	3	24	71	0
TEAM	42	2044	48.7	46.1	3	24	71	0
OPPONENTS	45	2090	46.4	38.1	3	15	65	0

## \* PUNT RETURNS

	Ret	FC	Yds	Avg	Long	TD
Olszewski	16	11	305	19.1	70t	1
Byrd	2	5	0	0.0	0	0
Taylor	1	0	11	11.0	11	0
TEAM	19	16	316	16.6	70t	1
OPPONENTS	8	15	46	5.8	20	0

## \* KICKOFF RETURNS

	No.	Yds	Avg	Long	TD
Olszewski	17	397	23.4	33	0
Taylor	3	69	23.0	28	0
Dugger	2	47	23.5	30	0
Moncrief LG	2	75	37.5	53	0
Moncrief TM	2	75	37.5	53	0
TEAM	24	588	24.5	53	0
OPPONENTS	28	573	20.5	44	0

## \* FIELD GOALS

	1-19	20-29	30-39	40-49	50+
Folk	0/0	6/6	7/7	10/11	2/3
TEAM	0/0	6/6	7/7	10/11	2/3
OPPONENTS	0/0	7/7	5/5	6/9	3/5
Folk: (45N) (51N,25G) (33G,23G,32G) (43G) (41G,38G) (40G,41G) (43G,33G) (45G,29G,51G) (20G) (45G,36G) (22G,50G) (32G) (29G) (45G,36G,45G,42G)					

## \* PASSING

	Att	Cmp	Yds	Cmp%	Yds/Att	TD	TD%	Int	Int%	Long	Sack/Lost	Rating
Newton	328	216	2381	65.9	7.26	5	1.5	10	3.0	50	26/152	79.6
Stidham	33	18	212	54.5	6.42	2	6.1	3	9.1	38t	3/19	56.6
Hoyer	24	15	130	62.5	5.42	0	0.0	1	4.2	25	2/18	59.4
Edelman	2	2	38	100.0	19.00	0	0.0	0	0.0	22	0/0	118.8
Meyers	1	1	24	100.0	24.00	1	100.0	0	0.0	24t	0/0	158.3
TEAM	388	252	2785	64.9	7.18	8	2.1	14	3.6	50	31/189	78.0
OPPONENTS	420	280	3112	66.7	7.41	17	4.0	16	3.8	54t	21/138	86.1





# 2020 REGULAR SEASON DEFENSIVE STATISTICS

PLAYER	TACKLES			SACKS			INTERCEPTIONS				FUMBLES				SP. TEAMS				
Name	TT	UT	A	S	Yds	QH	Int	Yds	TD	PD	FF	FR	Yds	TD	TT	UT	A	FF	FR
Adrian Phillips	99	68	31	1.0	9.0	1	2	5	0	4	0	0	0	0	2	2	0	0	0
Ja'Whaun Bentley	82	46	36	1.5	11.0	3	0	0	0	2	0	0	0	0	0	0	0	0	0
Jonathan Jones	59	49	10	0.0	0.0	1	1	0	0	5	0	0	0	0	2	0	2	0	0
Devin McCourty	56	36	20	0.0	0.0	0	2	62	1	6	0	0	0	0	0	0	0	0	0
Lawrence Guy	51	32	19	2.0	16.0	7	0	0	0	0	0	1	0	0	0	0	0	0	0
Kyle Dugger	50	33	17	0.0	0.0	0	0	0	0	1	0	0	0	0	3	2	1	0	0
John Simon	49	32	17	2.0	13.0	4	0	0	0	3	0	0	0	0	0	0	0	0	0
Terez Hall	46	30	16	0.0	0.0	0	0	0	0	2	0	0	0	0	0	0	0	0	0
Deatrich Wise Jr.	41	19	22	2.5	11.0	9	0	0	0	0	0	1	0	1	0	0	0	0	0
Stephon Gilmore	37	30	7	0.0	0.0	0	1	15	0	3	1	0	0	0	0	0	0	0	0
Jason McCourty	36	27	9	0.0	0.0	0	0	0	0	3	0	0	0	0	1	0	1	0	0
Chase Winovich	36	25	11	3.5	15.0	9	1	0	0	1	1	0	0	0	4	3	1	0	0
J.C. Jackson	31	25	6	0.0	0.0	0	8	63	0	13	0	2	0	0	0	0	0	0	0
Adam Butler	28	14	14	3.0	21.0	6	0	0	0	2	0	0	0	0	0	0	0	0	0
Byron Cowart	26	13	13	1.0	5.0	3	0	0	0	1	0	0	0	0	0	0	0	0	0
Terrance Brooks	18	13	5	0.0	0.0	1	0	0	0	0	0	0	0	0	2	0	2	0	0
Anfernee Jennings	18	9	9	0.0	0.0	1	0	0	0	0	0	0	0	0	0	0	0	0	0
Shilique Calhoun	18	13	5	2.0	20.0	2	0	0	0	0	2	0	0	0	0	0	0	0	0
Brandon Copeland	10	5	5	0.0	0.0	0	0	0	0	0	0	0	0	0	2	1	1	0	0
Tashawn Bower	10	8	2	0.0	0.0	0	0	0	0	1	0	0	0	0	0	0	0	0	0
Joejuan Williams	8	6	2	0.0	0.0	0	0	0	0	1	0	0	0	0	3	3	0	0	0
Nick Thurman	7	5	2	0.0	0.0	0	0	0	0	0	0	0	0	0	0	0	0	0	0
Myles Bryant	7	6	1	0.0	0.0	0	1	0	0	1	0	0	0	0	1	0	1	0	0
Josh Uche	7	6	1	1.0	7.0	7	0	0	0	0	0	0	0	0	0	0	0	0	0
Akeem Spence	5	2	3	0.0	0.0	0	0	0	0	0	0	0	0	0	0	0	0	0	0
Derek Rivers	4	1	3	1.5	10.0	4	0	0	0	0	0	0	0	0	0	0	0	0	0
Carl Davis	3	3	0	0.0	0.0	0	0	0	0	0	0	0	0	0	0	0	0	0	0
Xavier Williams	2	1	1	0.0	0.0	0	0	0	0	0	0	0	0	0	0	0	0	0	0
Isaiah Mack	1	0	1	0.0	0.0	0	0	0	0	0	0	0	0	0	0	0	0	0	0
Gunner Olszewski	0	0	0	0.0	0.0	0	0	0	0	0	0	0	0	0	2	1	1	0	0
Jake Bailey	0	0	0	0.0	0.0	0	0	0	0	0	0	0	0	0	2	1	1	0	0
Matthew Slater	0	0	0	0.0	0.0	0	0	0	0	0	0	0	0	0	5	1	4	0	0
Justin Bethel	0	0	0	0.0	0.0	0	0	0	0	0	0	0	0	0	13	12	1	0	0
Cody Davis	0	0	0	0.0	0.0	0	0	0	0	0	0	0	0	0	6	2	4	0	0
	<b>845</b>	<b>557</b>	<b>288</b>	<b>21.0</b>	<b>138.0</b>	<b>58</b>	<b>16</b>	<b>145</b>	<b>1</b>	<b>49</b>	<b>4</b>	<b>4</b>	<b>0</b>	<b>1</b>	<b>48</b>	<b>28</b>	<b>20</b>	<b>0</b>	<b>0</b>

FUMBLES - LOST (17-5)				
	No.	Lost	Own Rec	O.B.
Damiere Byrd	2	0	0	1
N'Keal Harry	1	1	0	1
Damien Harris	1	0	2	0
Brian Hoyer	1	1	0	0
Ryan Izzo	1	1	0	0
J.C. Jackson	0	0	1	0
Jakob Johnson	1	0	0	0
Dalton Keene	1	0	0	0
Shaq Mason	0	0	1	0
Jakobi Meyers	1	1	0	0
Cam Newton	6	1	2	1
Gunner Olszewski	1	0	1	0
Mike Onwenu	0	0	1	0
James White	1	0	1	0
Isaiah Wynn	0	0	1	0
	<b>17</b>	<b>5</b>	<b>10</b>	<b>3</b>

KEY	
TT-Total Tackles	Int/Yds-Interceptions/Yards Returned
UT-Unassisted Tackles	PD-Passes Defensed
A-Assisted Tackles	FF-Forced Fumbles

BLOCKED KICKS			
	XP	FG	P
Justin Bethel	1	0	0
Cody Davis	0	1	0
<b>Totals</b>	<b>1</b>	<b>1</b>	<b>0</b>



X - inactive / CAPS - starters / sub - played / dnp - did not play / PS - Practice Squad

**KEY:**

**Not on active roster**



# NEW ENGLAND PATRIOTS 2020 STATS PACK

## GAME-BY-GAME STARTERS

2020 OFFENSIVE STARTERS BY GAME												
Date	Opponent	WR	LT	LG	C	RG	RT	TE	WR	QB	RB	TE
09/13	Miami	N. Harry	I. Wynn	J. Thuney	D. Andrews	S. Mason	J. Eluemunor	R. Izzo	D. Byrd	C. Newton	S. Michel	M. Onwenu
09/20 at	Seattle	N. Harry	I. Wynn	J. Thuney	D. Andrews	S. Mason	J. Eluemunor	R. Izzo	J. Johnson (FB)	C. Newton	S. Michel	M. Onwenu
09/27	Las Vegas	N. Harry	I. Wynn	M. Onwenu	J. Thuney	S. Mason	J. Eluemunor	R. Izzo	D. Byrd	C. Newton	S. Michel	J. Johnson (FB)
10/05 at	Kansas City	N. Harry	I. Wynn	J. Thuney	J. Ferentz	M. Onwenu	J. Herron	R. Izzo	D. Byrd	B. Hoyer	D. Harris	J. Johnson (FB)
10/18	Denver	N. Harry	J. Herron	I. Wynn	J. Thuney	M. Onwenu	J. Eluemunor	R. Izzo	D. Byrd	C. Newton	D. Harris	J. Johnson (FB)
10/25	San Francisco	N. Harry	I. Wynn	J. Thuney	D. Andrews	S. Mason	M. Onwenu	R. Izzo	J. Edelman	C. Newton	D. Harris	J. Johnson (FB)
11/01 at	Buffalo	J. Meyers	I. Wynn	J. Thuney	D. Andrews	S. Mason	M. Onwenu	R. Izzo	D. Byrd	C. Newton	D. Harris	G. Olszewski (WR)
11/09 at	N.Y. Jets	J. Meyers	I. Wynn	J. Thuney	D. Andrews	S. Mason	M. Onwenu	R. Izzo	D. Byrd	C. Newton	D. Harris	G. Olszewski (WR)
11/15	Baltimore	J. Meyers	I. Wynn	J. Thuney	D. Andrews	S. Mason	M. Onwenu	R. Izzo	D. Byrd	C. Newton	D. Harris	J. Johnson (FB)
11/22 at	Houston	J. Meyers	I. Wynn	J. Thuney	D. Andrews	S. Mason	M. Onwenu	R. Izzo	D. Byrd	C. Newton	D. Harris	J. Johnson (FB)
11/29	Arizona	N. Harry	J. Eluemunor	J. Thuney	D. Andrews	S. Mason	M. Onwenu	R. Izzo	D. Byrd	C. Newton	D. Harris	J. Johnson (FB)
12/06 at	L.A. Chargers	N. Harry	J. Eluemunor	J. Thuney	D. Andrews	S. Mason	M. Onwenu	R. Izzo	D. Byrd	C. Newton	D. Harris	J. Meyers (WR)
12/10 at	L.A. Rams	J. Meyers	J. Eluemunor	J. Thuney	D. Andrews	S. Mason	M. Onwenu	J. Herron	D. Byrd	C. Newton	D. Harris	J. Johnson (FB)
12/20 at	Miami	J. Meyers	J. Herron	J. Thuney	D. Andrews	S. Mason	M. Onwenu	D. Asiati	D. Byrd	C. Newton	S. Michel	J. Johnson (FB)
12/28	Buffalo											
01/03	N.Y. Jets											
2020 DEFENSIVE STARTERS BY GAME												
Date	Opponent	DL	DL	DL	DL	LB	LB	DB	LCB	RCB	S	S
09/13	Miami	J. Simon	L. Guy	B. Cowart	C. Winovich	J. Bentley	B. Copeland	J. Jones	J. McCourty	S. Gilmore	D. McCourty	A. Phillips
09/20 at	Seattle	J. Simon	L. Guy	B. Cowart	C. Winovich	J. Bentley	B. Copeland	J. Jones	J. McCourty	S. Gilmore	D. McCourty	A. Phillips
09/27	Las Vegas	J. Simon	L. Guy	B. Cowart	C. Winovich	J. Bentley	B. Copeland	J. Jones	J. McCourty	S. Gilmore	D. McCourty	A. Phillips
10/05 at	Kansas City	J. Simon	L. Guy	B. Cowart	C. Winovich	J. Bentley	J. Jackson (DB)	J. Jones	J. McCourty	S. Gilmore	D. McCourty	A. Phillips
10/18	Denver	J. Simon	L. Guy	A. Butler	C. Winovich	J. Bentley	A. Jennings	J. Jones	J. McCourty	S. Gilmore	D. McCourty	A. Phillips
10/25	San Francisco	J. Simon	L. Guy	B. Cowart	D. Wise	J. Bentley	B. Copeland	A. Jennings (LB)	J. McCourty	S. Gilmore	D. McCourty	A. Phillips
11/01 at	Buffalo	J. Simon	L. Guy	B. Cowart	D. Wise	J. Bentley	T. Brooks (DB)	J. Jones	J. McCourty	J. Jackson	D. McCourty	A. Phillips
11/09 at	N.Y. Jets	J. Simon	N. Thurman	B. Cowart	D. Wise	T. Bower	T. Hall	T. Brooks	J. McCourty	J. Jackson	D. McCourty	A. Phillips
11/15	Baltimore	J. Simon	L. Guy	B. Cowart	Ca. Davis	C. Winovich	T. Hall	K. Dugger	J. McCourty	J. Jackson	D. McCourty	A. Phillips
11/22 at	Houston	J. Simon	L. Guy	B. Cowart	D. Wise	C. Winovich	J. Bentley	K. Dugger	J. Jackson	S. Gilmore	D. McCourty	A. Phillips
11/29	Arizona	J. Simon	L. Guy	A. Butler	D. Wise	C. Winovich	J. Bentley	K. Dugger	J. Jackson	S. Gilmore	D. McCourty	A. Phillips
12/06 at	L.A. Chargers	J. Simon	L. Guy	B. Cowart	D. Wise	J. Bentley	A. Jennings	K. Dugger	J. Jackson	S. Gilmore	D. McCourty	A. Phillips
12/10 at	L.A. Rams	J. Simon	L. Guy	B. Cowart	D. Wise	J. Bentley	A. Jennings	K. Dugger	J. Jackson	S. Gilmore	D. McCourty	A. Phillips
12/20 at	Miami	J. Simon	L. Guy	B. Cowart	T. Bower	J. Bentley	T. Hall	K. Dugger	J. Jackson	S. Gilmore	D. McCourty	A. Phillips
12/28	Buffalo											
01/03	N.Y. Jets											
2020 GAME-BY-GAME INACTIVES												
Date	Opponent											
09/13	Miami	QB 4 J. Stidham, TE 44 D. Keene, LB 46 C. Maluia, LB 53 J. Uche, OL 74 K. Cunningham										
09/20 at	Seattle	QB 4 J. Stidham, RB 28 J. White, DB 41 M. Bryant, TE 44 D. Keene, LB 53 J. Uche, OL 74 K. Cunningham										
09/27	Las Vegas	QB 4 J. Stidham, RB 28 J. White, DB 41 M. Bryant, TE 44 D. Keene, LB 58 A. Jennings, OL 74 K. Cunningham										
10/05 at	Kansas City	WR 16 J. Meyers, DB 41 M. Bryant, TE 44 D. Keene, OL 69 S. Mason										
10/18	Denver	QB 2 B. Hoyer, DB 41 M. Bryant, RB J. Taylor, TE D. Keene, DL C. Davis										
10/25	San Francisco	QB 2 B. Hoyer, DB 35 K. Dugger, DB 41 M. Bryant, RB J. Taylor, 86 TE D. Asiati, 96 DL C. Davis										
11/01 at	Buffalo	QB 2 B. Hoyer, WR 15 N. Harry, CB 24 S. Gilmore, DB 35 K. Dugger, TE 44 D. Keene, TE 86 D. Asiati, DL 98 C. Davis										
11/09 at	N.Y. Jets	QB 2 B. Hoyer, WR 15 N. Harry, CB 24 S. Gilmore, RB 42 J. Taylor, TE 44 D. Keene, 51 LB J. Bentley, DL 93 L. Guy										
11/15	Baltimore	QB 2 B. Hoyer, CB 24 S. Gilmore, RB 42 J. Taylor, LB 51 J. Bentley, OL 64 H. Froholdt, TE 83 J. Thomas, DT 94 I. Mack										
11/22 at	Houston	QB 2 B. Hoyer, RB 26 S. Michel, 41 DB M. Bryant, 42 RB J. Taylor, 70 DL A. Butler, 84 WR I. Ford										
11/29	Arizona	QB 2 B. Hoyer, RB 42 J. Taylor, WR 84 I. Ford, DL 96 T. Bower, DL 99 B. Cowart										
12/06 at	L.A. Chargers	QB 2 B. Hoyer, DB 25 T. Brooks, RB 42 J. Taylor, TE 83 J. Thomas, DL 94 I. Mack, DL 96 T. Bower										
12/10 at	L.A. Rams	QB 2 B. Hoyer, DB 25 T. Brooks, RB 42 J. Taylor, TE 83 J. Thomas, DL 94 I. Mack										
12/20 at	Miami	QB 2 B. Hoyer, WR 14 D. Moncrief, CB 33 J. Williams, RB 37 D. Harris, TE 83 J. Thomas										
12/28	Buffalo											
01/03	N.Y. Jets											





# 2020 NEW ENGLAND PATRIOTS ROSTER

AS OF DECEMBER 22, 2020

## ALPHABETICAL ROSTER

#	NAME	POS	HT	WT	BORN	YR	COLLEGE	H.S. HOMETOWN
60	Andrews, David	C	6-3	300	7/10/1992	6	Georgia	Johns Creek, Ga.
86	Asiasi, Devin	TE	6-3	257	8/14/1997	R	UCLA	Shoreview, Calif.
7	Bailey, Jake	P	6-2	205	6/18/1997	2	Stanford	Solana Beach, Calif.
51	Bentley, Ja'Whaun	LB	6-2	255	8/24/1996	3	Purdue	Glenarden, Md.
29	Bethel, Justin	DB	6-0	200	6/17/1990	9	Presbyterian	Blythwood, S.C.
96	Bower, Tashawn	DL	6-5	250	2/18/1995	3	Louisiana State	Kenilworth, N.J.
25	Brooks, Terrence	DB	5-11	205	3/2/1992	7	Florida State	Dunnellon, Fla.
41	Bryant, Myles	DB	5-9	185	1/2/1998	R	Washington	Pasadena, Calif.
70	Butler, Adam	DL	6-5	300	4/12/1994	4	Vanderbilt	Duncanville, Texas
10	Byrd, Damiere	WR	5-9	180	1/27/1993	5	South Carolina	Sicklerville, N.J.
90	Calhoun, Shilique	LB	6-4	260	3/20/1992	5	Michigan State	Middletown, N.J.
49	Cardona, Joe	LS	6-3	245	4/16/1992	6	Navy	El Cajon, Calif.
99	Cowart, Byron	DL	6-3	300	5/20/1996	2	Maryland	Tampa, Fla.
74	Cunningham, Korey	OL	6-6	311	5/17/1995	3	Cincinnati	Montevallo, Ala.
22	Davis, Cody	DB	6-2	203	6/6/1989	8	Texas Tech	Stephenville, Texas
35	Dugger, Kyle	DB	6-2	220	3/22/1996	R	Lenoir-Rhyne	Decatur, Ga.
72	Eluemunor, Jermaine	OL	6-4	335	12/13/1994	4	Texas A&M	Rockaway, N.J.
66	Ferentz, James	OL	6-2	300	6/5/1989	5	Iowa	Iowa City, Iowa
6	Folk, Nick	K	6-1	222	11/5/1984	13	Arizona	Sherman Oaks, Calif.
24	Gilmore, Stephon	CB	6-1	202	9/19/1990	9	South Carolina	Rock Hill, S.C.
93	Guy, Lawrence	DL	6-4	315	3/17/1990	10	Arizona State	Las Vegas, Nev.
59	Hall, Terez	LB	6-2	235	11/18/1996	1	Missouri	Lithonia, Ga.
37	Harris, Damien	RB	5-11	213	2/11/1997	2	Alabama	Richmond, Ky.
15	Harry, N'Keal	WR	6-4	225	12/17/1997	2	Arizona State	Chandler, Ariz.
75	Herron, Justin	OL	6-5	305	11/27/1995	R	Wake Forest	Silver Spring, Md.
2	Hoyer, Brian	QB	6-2	216	10/13/1995	12	Michigan State	North Olmsted, Ohio
27	Jackson, J.C.	DB	6-1	198	11/17/1995	3	Maryland	Immokalee, Fla.
58	Jennings, Anfernee	LB	6-3	259	9/1/1997	R	Alabama	Dadeville, Ala.
47	Johnson, Jakob	FB	6-3	255	12/15/1994	2	Tennessee	Stuttgart, Germany
31	Jones, Jonathan	DB	5-10	190	9/20/1993	5	Auburn	Carrollton, Ga.
44	Keene, Dalton	TE	6-4	251	4/14/1999	R	Virginia Tech	Littleton, Colo.
69	Mason, Shaq	OL	6-1	310	8/28/1993	6	Georgia Tech	Columbia, Tenn.
32	McCourt, Devin	DB	5-10	195	8/13/1987	11	Rutgers	Nyack, N.Y.
30	McCourt, Jason	CB	5-11	195	8/13/1987	12	Rutgers	Nyack, N.Y.
16	Meyers, Jakobi	WR	6-2	200	11/9/1996	2	North Carolina State	Lithonia, Ga.
26	Michel, Sony	RB	5-11	215	2/17/1995	3	Georgia	Plantation, Fla.
14	Moncrief, Donte	WR	6-2	216	8/6/1993	7	Mississippi State	Raleigh, Miss.
1	Newton, Cam	QB	6-5	245	5/11/1989	10	Auburn	College Park, Ga.
80	Olszewski, Gunner	WR	6-0	190	11/26/1996	2	Bemidji State	Alvin, Texas
71	Onwenu, Mike	OL	6-3	350	12/10/1997	R	Michigan	Detroit, Mich.
21	Phillips, Adrian	DB	5-11	210	3/28/1992	7	Texas	Garland, Texas
55	Simon, John	DE	6-2	260	10/14/1990	8	Ohio State	Youngstown, Ohio
18	Slater, Matthew	WR	6-0	205	9/9/1985	13	UCLA	Anaheim, Calif.
52	Spence, Akeem	DL	6-1	303	11/29/1991	8	Illinois	Fort Walton Beach, Fla.
4	Stidham, Jarrett	QB	6-3	215	8/8/1996	2	Auburn	Stephenville, Texas
42	Taylor, J.J.	RB	5-6	185	1/4/1998	R	Arizona	Corona, Calif.
83	Thomas, Jordan	TE	6-5	277	8/2/1996	3	Mississippi State	Sumrall, Miss.
62	Thuney, Joe	OL	6-5	308	11/18/1992	5	North Carolina State	Centerville, Ohio
53	Uche, Josh	LB	6-3	245	9/18/1998	R	Michigan	Miami, Fla.
28	White, James	RB	5-10	205	2/3/1992	7	Wisconsin	Fl. Lauderdale, Fla.
33	Williams, Joeluan	CB	6-3	212	12/6/1997	2	Vanderbilt	Nashville, Tenn.
50	Winovich, Chase	DL	6-3	250	4/19/1995	2	Michigan	Jefferson Hills, Pa.
91	Wise Jr., Deatrich	DL	6-5	275	7/26/1994	4	Arkansas	Carrollton, Texas

## NUMERICAL ROSTER

#	NAME	POS
1	Cam Newton	QB
2	Brian Hoyer	QB
4	Jarrett Stidham	QB
6	Nick Folk	K
7	Jake Bailey	P
10	Damiere Byrd	WR
14	Donte Moncrief	WR
15	N'Keal Harry	WR
16	Jakobi Meyers	WR
18	Matthew Slater	WR
21	Adrian Phillips	DB
22	Cody Davis	DB
24	Stephon Gilmore	CB
25	Terrence Brooks	DB
26	Sony Michel	RB
27	J.C. Jackson	DB
28	James White	RB
29	Justin Bethel	DB
30	Jason McCourty	CB
31	Jonathan Jones	DB
32	Devin McCourty	DB
33	Joeluan Williams	CB
35	Kyle Dugger	DB
37	Damien Harris	RB
41	Myles Bryant	DB
42	J.J. Taylor	RB
44	Dalton Keene	TE
47	Jakob Johnson	FB
49	Joe Cardona	LS
50	Chase Winovich	DL
51	Ja'Whaun Bentley	LB
52	Akeem Spence	DL
53	Josh Uche	LB
55	John Simon	DE
58	Anfernee Jennings	LB
59	Terez Hall	LB
60	David Andrews	C
62	Joe Thuney	OL
66	James Ferentz	OL
69	Shaq Mason	OL
70	Adam Butler	DL
71	Mike Onwenu	OL
72	Jermaine Eluemunor	OL
74	Korey Cunningham	OL
75	Justin Herron	OL
80	Gunner Olszewski	WR
83	Jordan Thomas	TE
86	Devin Asiasi	TE
90	Shilique Calhoun	LB
91	Deatrich Wise Jr.	DL
93	Lawrence Guy	DL
96	Tashawn Bower	DL
99	Byron Cowart	DL

## PRACTICE SQUAD

#	NAME	POS	HT	WT	BORN	YR	COLLEGE	H.S. HOMETOWN
43	Berry, Rashod	TE/DE	6-4	255	10/14/1996	R	Ohio State	Lorain, Ohio
95	Cichy, Jack	LB	6-2	238	5/5/1996	3	Wisconsin	Somerset, Wis.
8	Dolegala, Jake	QB	6-7	242	10/7/1996	2	Cent. Connecticut St.	Hamburg, N.Y.
45	Jackson Sr., Michael	CB	6-1	210	1/10/1997	2	Miami (Fla.)	Birmingham, Ala.
46	Maluia, Cassh	LB	6-0	248	10/3/1998	R	Wyoming	Compton, Calif.
97	Murray, Bill	DL	6-4	265	7/3/1997	R	William & Mary	Morristown, N.J.
48	Pinckney, Michael	LB	6-1	220	5/28/1998	R	Miami (Fla.)	Jacksonville, Fla.
46	Quessenberry, Paul	TE	6-2	251	1/8/1992	R	Navy	Carlsbad, Calif.
64	Reynolds, Ross	OL	6-4	300	9/14/1995	1	Iowa	Waukeee, Iowa
5	Rohrwasser, Justin	K	6-3	230	12/7/1996	R	Marshall	Clifton Park, N.Y.
39	Ross, D'Angelo	DB	5-9	190	10/29/1996	2	New Mexico	La Puente, Calif.
13	Smith, Devin	WR	6-1	200	3/3/1992	5	Ohio State	Massillon, Ohio
67	Steckler, Jordan	OL	6-5	305	7/16/1996	R	Northern Illinois	Two Rivers, Wis.
92	Thurman, Nick	DL	6-4	305	6/12/1995	1	Houston	Dallas, Texas
63	Watford, Earl	OL	6-4	295	6/24/1990	8	James Madison	Philadelphia, Pa.
17	Wilkerson, Kristian	WR	6-1	201	1/10/1997	R	SE Missouri State	Memphis, Tenn.
19	Zuber, Isaiah	WR	6-0	190	4/15/1997	R	Mississippi State	Decatur, Ga.

## PRACTICE SQUAD

#	NAME	POS
5	Justin Rohrwasser	K
8	Jake Dolegala	QB
13	Devin Smith	WR
17	Kristian Wilkerson	WR
19	Isaiah Zuber	WR
39	D'Angelo Ross	DB
43	Rashod Berry	TE/DE
45	Michael Jackson Sr.	CB
46	Cassh Maluia	LB
46	Paul Quessenberry	TE
48	Michael Pinckney	LB
63	Earl Watford	OL
64	Ross Reynolds	OL
67	Jordan Steckler	OL
92	Nick Thurman	DL
95	Jack Cichy	LB
97	Bill Murray	DL

## RESERVE/INJURED

#	NAME	POS	HT	WT	BORN	YR	COLLEGE	H.S. HOMETOWN
94	Allen, Beau	DL	6-3	327	11/14/1991	6	Wisconsin	Minnetonka, Minn.
34	Burkhead, Rex	RB	5-10	215	7/2/1990	8	Nebraska	Burkhead, Texas
77	Cajuste, Yodny	OL	6-5	310	2/21/1996	2	West Virginia	Miami, Fla.
52	Copeland, Brandon	LB	6-3	255	7/2/1991	5	Pennsylvania	Sykesville, Md.
98	Davis, Carl	DL	6-5	320	3/2/1992	6	Iowa	Sterling Heights, Mich.
11	Edelman, Julian	WR	5-10	198	5/22/1986	12	Kent State	Redwood City, Calif.
85	Izzo, Ryan	TE	6-5	255	12/21/1995	3	Florida State	Sparta, N.J.
76	Wynn, Isaiah	OL	6-2	310	12/9/1995	3	Georgia	St. Petersburg, Fla.

## RESERVE/INJURED

#	NAME	POS
11	Julian Edelman	WR
34	Rex Burkhead	RB
52	Brandon Copeland	LB
76	Isaiah Wynn	OL
77	Yodny Cajuste	OL
85	Ryan Izzo	TE
94	Beau Allen	DL
98	Carl Davis	DL

## RESERVE/PUP LIST

#	NAME	POS	HT	WT	BORN	YR	COLLEGE	H.S. HOMETOWN
36	King, Brandon	LB	6-2	220	6/8/1993	6	Auburn	Alabaster, Ala.

## RESERVE/PUP LIST

#	NAME	POS
36	Brandon King	LB

## PRACTICE SQUAD RESERVE/INJURED

#	NAME	POS	HT	WT	BORN	YR	COLLEGE	H.S. HOMETOWN
65	Benenoch, Caleb	OL	6-5	310	8/8/1994	5	UCLA	Katy, Texas
82	Burt, Jake	TE	6-3	260	8/25/1996	R	Boston College	Lynnfield, Mass.

## PRACTICE SQUAD RESERVE/INJURED

#	NAME	POS
65	Caleb Benenoch	OL
82	Jake Burt	TE

## HEAD COACH: BILL BELICHICK

**ASSISTANTS:** Cam Achord, Special Teams Coordinator; Brian Belichick, Safeties; Steve Belichick, Outside Linebackers; Carmen Brillo, Offensive Line; Troy Brown, Running Backs, Kick Returners; Moses Cabrera, Head Strength and Conditioning; Nick Caley, Tight Ends, Fullbacks; DeMarcus Covington, Defensive Line; Ivan Fears, Running Backs; Jedd Fisch, Quarterbacks; Joe Houston, Special Teams Assistant; Mick Lombardi, Wide Receivers; Deron Mayo, Strength and Conditioning Assistant; Jerod Mayo, Inside Linebackers; Josh McDaniels, Offensive Coordinator; Mike Pellegrino, Cornerbacks; Cole Popovich, Offensive Line.



# 2020 NUMERICAL ROSTER

December 22, 2020

#	NAME	POS	HT	WT	AGE	YR	COLLEGE	HOW ACQ.
1	Cam Newton	QB	6-5	245	31	10	Auburn	FA-20
2	Brian Hoyer	QB	6-2	216	35	12	Michigan State	FA-20
4	Jarrett Stidham	QB	6-3	215	24	2	Auburn	D4b-19
6	Nick Folk	K	6-1	222	36	13	Arizona	FA-20
7	Jake Bailey	P	6-2	205	23	2	Stanford	D5b-19
10	Damiere Byrd	WR	5-9	180	27	5	South Carolina	UFA (ARI)-20
14	Donte Moncrief	WR	6-2	216	27	7	Mississippi	FA-20
15	N'Keal Harry	WR	6-4	225	23	2	Arizona State	D1-19
16	Jakobi Meyers	WR	6-2	200	24	2	North Carolina State	FA-19
18	Matthew Slater	WR	6-0	205	35	13	UCLA	D5-08
21	Adrian Phillips	DB	5-11	210	28	7	Texas	UFA (LAC)-20
22	Cody Davis	DB	6-2	203	31	8	Texas Tech	UFA (JAX)-20
24	Stephon Gilmore	CB	6-1	202	30	9	South Carolina	UFA (BUF)-17
25	Terrence Brooks	DB	5-11	205	28	7	Florida State	UFA (NYJ)-19
26	Sony Michel	RB	5-11	215	25	3	Georgia	D1b-18
27	J.C. Jackson	DB	6-1	198	25	3	Maryland	FA-18
28	James White	RB	5-10	205	28	7	Wisconsin	D4b-14
29	Justin Bethel	DB	6-0	200	30	9	Presbyterian	FA-19
30	Jason McCourty	CB	5-11	195	33	12	Rutgers	TR (CLE)-18
31	Jonathan Jones	DB	5-10	190	27	5	Auburn	FA-16
32	Devin McCourty	DB	5-10	195	33	11	Rutgers	D1-10
33	Joejuan Williams	CB	6-3	212	23	2	Vanderbilt	D2-19
35	Kyle Dugger	DB	6-2	220	24	R	Lenoir-Rhyne	D2a-20
37	Damien Harris	RB	5-11	213	23	2	Alabama	D3b-19
41	Myles Bryant	DB	5-9	185	22	R	Washington	FA-20
42	J.J. Taylor	RB	5-6	185	22	R	Arizona	FA-20
44	Dalton Keene	TE	6-4	251	21	R	Virginia Tech	D3c-20
47	Jakob Johnson	FB	6-3	255	26	2	Tennessee	FA-19
49	Joe Cardona	LS	6-3	245	28	6	Navy	D5-15
50	Chase Winovich	DL	6-3	250	25	2	Michigan	D3a-19
51	Ja'Whaun Bentley	LB	6-2	255	24	3	Purdue	D5-18
52	Akeem Spence	DL	6-1	303	29	8	Illinois	FA-20
53	Josh Uche	LB	6-3	245	22	R	Michigan	D2b-20
55	John Simon	DE	6-2	260	30	8	Ohio State	FA-18
58	Anfernee Jennings	LB	6-3	259	23	R	Alabama	D3a-20
59	Terez Hall	LB	6-2	235	24	1	Missouri	FA-19
60	David Andrews	C	6-3	300	28	6	Georgia	FA-15
62	Joe Thuney	OL	6-5	308	28	5	North Carolina State	D3a-16
66	James Ferentz	OL	6-2	300	31	5	Iowa	FA-20
69	Shaq Mason	OL	6-1	310	27	6	Georgia Tech	D4c-15
70	Adam Butler	DL	6-5	300	26	4	Vanderbilt	FA-17
71	Mike Onwenu	OL	6-3	350	23	R	Michigan	D6a-20
72	Jermaine Elumunor	OL	6-4	335	26	4	Texas A&M	TR (BAL)-19
74	Korey Cunningham	OL	6-6	311	25	3	Cincinnati	TR (ARI)-19
75	Justin Herron	OL	6-5	305	25	R	Wake Forest	D6b-20
80	Gunner Olszewski	WR	6-0	190	24	2	Bemidji State	FA-19
83	Jordan Thomas	TE	6-5	277	24	3	Mississippi State	FA-20
86	Devin Asiasi	TE	6-3	257	23	R	UCLA	D3b-20
90	Shilique Calhoun	LB	6-4	260	28	5	Michigan State	FA-19
91	Deatrich Wise Jr.	DL	6-5	275	26	4	Arkansas	D4-17
93	Lawrence Guy	DL	6-4	315	30	10	Arizona State	UFA (BAL)-17
96	Tashawn Bower	DL	6-5	250	25	3	Louisiana State	FA-19
99	Byron Cowart	DL	6-3	300	24	2	Maryland	D5a-19

## PRACTICE SQUAD

#	NAME	POS	HT	WT	AGE	YR	COLLEGE	HOW ACQ.
5	Justin Rohrwasser	K	6-3	230	24	R	Marshall	D5-20
8	Jake Dolegala	QB	6-7	242	24	2	Cent. Connecticut St.	FA-20
13	Devin Smith	WR	6-1	200	28	5	Ohio State	FA-20
17	Kristian Wilkerson	WR	6-1	201	23	R	SE Missouri State	FA-20
19	Isaiah Zuber	WR	6-0	190	23	R	Mississippi	FA-20
39	D'Angelo Ross	DB	5-9	190	24	2	New Mexico	FA-19
43	Rashod Berry	TE/DE	6-4	255	24	R	Ohio State	FA-20
45	Michael Jackson Sr.	CB	6-1	210	23	2	Miami (Fla.)	FA-20
46	Cash Maluia	LB	6-0	248	22	R	Wyoming	D6c-20
46	Paul Quessenberry	TE	6-2	251	28	R	Navy	FA-20
48	Michael Pinckney	LB	6-1	220	22	R	Miami (Fla.)	FA-20
63	Earl Watford	OL	6-4	295	30	8	James Madison	FA-20
64	Ross Reynolds	OL	6-4	300	25	1	Iowa	FA-20
67	Jordan Steckler	OL	6-5	305	24	R	Northern Illinois	FA-20
92	Nick Thurman	DL	6-4	305	25	1	Houston	FA-19
95	Jack Cichy	LB	6-2	238	24	3	Wisconsin	FA-20
97	Bill Murray	DL	6-4	265	23	R	William & Mary	FA-20

## RESERVE/INJURED

#	NAME	POS	HT	WT	AGE	YR	COLLEGE	DATE
11	Julian Edelman	WR	5-10	198	34	12	Kent State	(10/31/2020)
34	Rex Burkhead	RB	5-10	215	30	8	Nebraska	(11/28/2020)
52	Brandon Copeland	LB	6-3	255	29	5	Pennsylvania	(10/28/2020)
76	Isaiah Wynn	OL	6-2	310	25	3	Georgia	(11/28/2020)
77	Yodny Cajuste	OL	6-5	310	24	2	West Virginia	(9/9/2020)
85	Ryan Izzo	TE	6-5	255	25	3	Florida State	(12/10/2020)
94	Beau Allen	DL	6-3	327	29	7	Wisconsin	(9/7/2020)
98	Carl Davis	DL	6-5	320	28	6	Iowa	(11/28/2020)

## RESERVE/PUP LIST

#	NAME	POS	HT	WT	AGE	YR	COLLEGE	HOW ACQ.
36	Brandon King	LB	6-2	220	27	6	Auburn	FA-15

## PRACTICE SQUAD RESERVE/INJURED

#	NAME	POS	HT	WT	AGE	YR	COLLEGE	DATE
65	Caleb Benenoch	OL	6-5	310	26	5	UCLA	(11/13/2020)
82	Jake Burt	TE	6-3	260	24	R	Boston College	(11/28/2020)



# 2020 POSITIONAL ROSTER

December 22, 2020

DEFENSE (25)								
#	NAME	POS	HT	WT	BORN	YR	COLLEGE	H.S. HOMETOWN
<b>DEFENSIVE LINE (8)</b>								
96	Bower, Tashawn	DL	6-5	250	2/18/1995	3	Louisiana State	Kenilworth, N.J.
70	Butler, Adam	DL	6-5	300	4/12/1994	4	Vanderbilt	Duncanville, Texas
99	Cowart, Byron	DL	6-3	300	5/20/1996	2	Maryland	Tampa, Fla.
93	Guy, Lawrence	DL	6-4	315	3/17/1990	10	Arizona State	Las Vegas, Nev.
55	Simon, John	DE	6-2	260	10/14/1990	8	Ohio State	Youngstown, Ohio
52	Spence, Akeem	DL	6-1	303	11/29/1991	8	Illinois	Fort Walton Beach, Fla.
50	Winovich, Chase	DL	6-3	250	4/19/1995	2	Michigan	Jefferson Hills, Pa.
91	Wise Jr., Deatrich	DL	6-5	275	7/26/1994	4	Arkansas	Carrollton, Texas
<b>LINEBACKER (5)</b>								
51	Bentley, Ja'Whaun	LB	6-2	255	8/24/1996	3	Purdue	Glenarden, Md.
90	Calhoun, Shilique	LB	6-4	260	3/20/1992	5	Michigan State	Middletown, N.J.
59	Hall, Terez	LB	6-2	235	11/18/1996	1	Missouri	Lithonia, Ga.
58	Jennings, Anfernee	LB	6-3	259	9/1/1997	R	Alabama	Dadeville, Ala.
53	Uche, Josh	LB	6-3	245	9/18/1998	R	Michigan	Miami, Fla.
<b>DEFENSIVE BACK (12)</b>								
29	Bethel, Justin	DB	6-0	200	6/17/1990	9	Presbyterian	Blythewood, S.C.
25	Brooks, Terrence	DB	5-11	205	3/2/1992	7	Florida State	Dunnellon, Fla.
41	Bryant, Myles	DB	5-9	185	1/2/1998	R	Washington	Pasadena, Calif.
22	Davis, Cody	DB	6-2	203	6/6/1989	8	Texas Tech	Stephenville, Texas
35	Dugger, Kyle	DB	6-2	220	3/22/1996	R	Lenoir-Rhyne	Decatur, Ga.
24	Gilmore, Stephon	CB	6-1	202	9/19/1990	9	South Carolina	Rock Hill, S.C.
27	Jackson, J.C.	DB	6-1	198	11/17/1995	3	Maryland	Immokalee, Fla.
31	Jones, Jonathan	DB	5-10	190	9/20/1993	5	Auburn	Carrollton, Ga.
32	McCourtty, Devin	DB	5-10	195	8/13/1987	11	Rutgers	Nyack, N.Y.
30	McCourtty, Jason	CB	5-11	195	8/13/1987	12	Rutgers	Nyack, N.Y.
21	Phillips, Adrian	DB	5-11	210	3/28/1992	7	Texas	Garland, Texas
33	Williams, Joejuan	CB	6-3	212	12/6/1997	2	Vanderbilt	Nashville, Tenn.
OFFENSE (25)								
#	NAME	POS	HT	WT	BORN	YR	COLLEGE	H.S. HOMETOWN
<b>OFFENSIVE LINE (8)</b>								
60	Andrews, David	C	6-3	300	7/10/1992	6	Georgia	Johns Creek, Ga.
74	Cunningham, Korey	OL	6-6	311	5/17/1995	3	Cincinnati	Montavallo, Ala.
72	Eluemunor, Jermaine	OL	6-4	335	12/13/1994	4	Texas A&M	Rockaway, N.J.
66	Ferentz, James	OL	6-2	300	6/5/1989	5	Iowa	Iowa City, Iowa
75	Herron, Justin	OL	6-5	305	11/27/1995	R	Wake Forest	Silver Spring, Md.
69	Mason, Shaq	OL	6-1	310	8/28/1993	6	Georgia Tech	Columbia, Tenn.
71	Onwenu, Mike	OL	6-3	350	12/10/1997	R	Michigan	Detroit, Mich.
62	Thuney, Joe	OL	6-3	308	11/18/1992	5	North Carolina State	Centerville, Ohio
<b>QUARTERBACK (3)</b>								
2	Hoyer, Brian	QB	6-2	216	10/13/1985	12	Michigan State	North Olmsted, Ohio
1	Newton, Cam	QB	6-5	245	5/11/1989	10	Auburn	College Park, Ga.
4	Stidham, Jarrett	QB	6-3	215	8/8/1996	2	Auburn	Stephenville, Texas
<b>WIDE RECEIVER (6)</b>								
10	Byrd, Damiere	WR	5-9	180	1/27/1993	5	South Carolina	Sicklerville, N.J.
15	Harry, N'Keal	WR	6-4	225	12/17/1997	2	Arizona State	Chandler, Ariz.
16	Meyers, Jakobi	WR	6-2	200	11/9/1996	2	North Carolina State	Lithonia, Ga.
14	Moncrief, Donte	WR	6-2	216	8/6/1993	7	Mississippi State	Raleigh, Miss.
80	Olszewski, Gunner	WR	6-0	190	11/26/1996	2	Bemidji State	Alvin, Texas
18	Slater, Matthew	WR	6-0	205	9/9/1985	13	UCLA	Anaheim, Calif.
<b>RUNNING BACK (5)</b>								
37	Harris, Damien	RB	5-11	213	2/11/1997	2	Alabama	Richmond, Ky.
47	Johnson, Jakob	FB	6-3	255	12/15/1994	2	Tennessee	Stuttgart, Germany
26	Michel, Sony	RB	5-11	215	2/17/1995	3	Georgia	Plantation, Fla.
42	Taylor, J.J.	RB	5-6	185	1/4/1998	R	Airozna	Corono, Calif.
28	White, James	RB	5-10	205	2/3/1992	7	Wisconsin	Ft. Lauderdale, Fla.
<b>TIGHT END (3)</b>								
86	Asiasi, Devin	TE	6-3	257	8/14/1997	R	UCLA	Shoreview, Calif.
44	Keene, Dalton	TE	6-4	251	4/14/1999	R	Virginia Tech	Littleton, Colo.
83	Thomas, Jordan	TE	6-5	277	8/2/1996	3	Mississippi State	Sumrall, Miss.
SPECIALISTS (3)								
#	NAME	POS	HT	WT	BORN	YR	COLLEGE	H.S. HOMETOWN
<b>SPECIALISTS (3)</b>								
7	Bailey, Jake	P	6-2	205	6/18/1997	2	Stanford	Solana Beach, Calif.
49	Cardona, Joe	LS	6-3	245	4/16/1992	6	Navy	El Cajon, Calif.
6	Folk, Nick	K	6-1	222	11/5/1984	13	Arizona	Sherman Oaks, Calif.
RESERVE/INJURED (8)								
#	NAME	POS	HT	WT	BORN	YR	COLLEGE	H.S. HOMETOWN
<b>RESERVE/INJURED (8)</b>								
94	Allen, Beau	DL	6-3	327	11/14/1991	7	Wisconsin	Minnetonka, Minn.
34	Burkhead, Rex	RB	5-10	215	7/2/1990	8	Nebraska	Plano, Texas
77	Cajuste, Yodny	OL	6-5	310	2/21/1996	2	West Virginia	Miami, Fla.
52	Copeland, Brandon	LB	6-3	255	7/2/1991	5	Pennsylvania	Sykesville, Md.
98	Davis, Carl	DL	6-5	320	3/2/1992	6	Iowa	Sterling Heights, Mich.
11	Edelman, Julian	WR	5-10	198	5/22/1986	12	Kent State	Redwood City, Calif.
85	Izzo, Ryan	TE	6-5	255	12/21/1995	3	Florida State	Sparta, N.J.
76	Wynn, Isaiah	OL	6-2	310	12/9/1995	3	Georgia	St. Petersburg, Fla.
RESERVE/PUP LIST (1)								
#	NAME	POS	HT	WT	BORN	YR	COLLEGE	H.S. HOMETOWN
<b>RESERVE/PUP LIST (1)</b>								
36	King, Brandon	LB	6-2	220	6/8/1993	6	Auburn	Alabaster, Ala.





# HOW THE PATRIOTS WERE BUILT

UPDATED: December 22, 2020

<u>YEAR</u>	<u>DRAFTEES (23)</u>	<u>VETERAN FREE AGENTS (16)</u>	<u>WAIVERS (1) / TRADES (3)</u>	<u>ROOKIE AND FIRST-YEAR FREE AGENTS (10)</u>
<b>2008</b>	Matthew Slater (5)			
<b>2010</b>	Devin McCourty (1)			
<b>2014</b>	James White (4b)			
<b>2015</b>	Shaq Mason (4c) Joe Cardona (5)			David Andrews (fa)
<b>2016</b>	Joe Thuney (3a)			Jonathan Jones (fa)
<b>2017</b>	Deatrich Wise Jr. (4)	Stephon Gilmore (1) (BUF) Lawrence Guy (7) (GB)		Adam Butler (fa)
<b>2018</b>	Sony Michel (1b) Ja'Whaun Bentley (5)	John Simon (4) (BAL)	Jason McCourty (6) (tr-CLE)	J.C. Jackson (fa)
<b>2019</b>	N'Keal Harry (1) Joejuan Williams (2) Chase Winovich (3a) Damien Harris (3b) Jarrett Stidham (4b) Byron Cowart (5a) Jake Bailey (5b)	Justin Bethel (6) (ARI) Terrence Brooks (3) (BAL) Shilique Calhoun (3) (OAK)	Korey Cunningham (7) (tr-ARI) Jermaine Eluemunor (5) (tr-BAL)	Jakob Johnson (fa) Jakobi Meyers (fa) Gunner Olszewski (fa)
<b>2020</b>	Kyle Dugger (2a) Josh Uche (2b) Anfernee Jennings (3a) Devin Asiasi (3b) Dalton Keene (3c) Mike Onwenu (6a) Justin Herron (6b)	Tashawn Bower (fa) (MIN) Damiere Byrd (fa) (CAR) Cody Davis (fa) (STL) James Ferentz (fa) (HOU) Nick Folk (6) (DAL) Brain Hoyer (fa) (NE) Donte Moncrief (3) (IND) Cam Newton (1) (CAR) Adrian Phillips (fa) (SD) Akeem Spence (4) (TB)	Jordan Thomas (6) CW (ARI)	Myles Bryant (fa) Terez Hall (fa) J.J. Taylor (fa)

**NOTE:** Team in parenthesis is the player's original team  
(#) – indicates round drafted  
(fa) – indicates non-drafted free agents

## RESERVE/PUP LIST

Brandon King (fa)

## RESERVE/INJURED

Beau Allen (7) (PHI)  
Rex Burkhead (6) (CIN)  
Yodny Cajuste (3c)  
Shilique Calhoun (3) (OAK)  
Brandon Copeland (fa) (BAL)  
Carl Davis (3) (BAL)  
Julian Edelman (7a)  
Ryan Izzo (7c)  
Isaiah Wynn (1a)

# UNOFFICIAL DEPTH CHART

## Unofficial depth chart compiled by Patriots Media Relations

### OFFENSE

<b>WR:</b>	15 N'Keal Harry	16 Jakobi Meyers	18 Matthew Slater
<b>LT:</b>	72 Jermaine Eluemunor	<u>75 Justin Herron</u>	
<b>LG:</b>	62 Joe Thuney	66 James Ferentz	
<b>C:</b>	60 David Andrews	66 James Ferentz	
<b>RG:</b>	69 Shaq Mason	66 James Ferentz	
<b>RT:</b>	<u>71 Mike Onwenu</u>	74 Korey Cunningham	
<b>TE:</b>	<u>44 Dalton Keene</u>	<u>86 Devin Asiasi</u>	83 Jordan Thomas
<b>WR:</b>	10 Damiere Byrd	80 Gunner Olszewski	14 Donte Moncrief
<b>QB:</b>	1 Cam Newton	4 Jarrett Stidham	2 Brian Hoyer
<b>RB:</b>	37 Damien Harris	26 Sony Michel	
<b>RB:</b>	28 James White	47 Jakob Johnson (FB)	<u>42 J.J. Taylor</u>

### DEFENSE

<b>LE:</b>	50 Chase Winovich	96 Tashawn Bower	
<b>DL:</b>	93 Lawrence Guy	70 Adam Butler	
<b>DL:</b>	99 Byron Cowart	52 Akeem Spence	
<b>DL:</b>	91 Deatrich Wise Jr.	70 Adam Butler	
<b>RE:</b>	55 John Simon	96 Tashawn Bower	
<b>LB:</b>	51 Ja'Whaun Bentley	59 Terez Hall	
<b>LB:</b>	<u>53 Josh Uche</u>	90 Shilique Calhoun	<u>58 Anfernee Jennings</u>
<b>RCB:</b>	24 Stephon Gilmore	31 Jonathan Jones	33 Joejuan Williams
<b>LCB:</b>	27 J.C. Jackson	30 Jason McCourty	<u>41 Myles Bryant</u>
<b>S:</b>	21 Adrian Phillips	<u>35 Kyle Dugger</u>	29 Justin Bethel
<b>S:</b>	32 Devin McCourty	25 Terrence Brooks	22 Cody Davis

### SPECIAL TEAMS

<b>K:</b>	6 Nick Folk		
<b>P:</b>	7 Jake Bailey		
<b>H:</b>	7 Jake Bailey		
<b>PR:</b>	80 Gunner Olszewski	10 Damiere Byrd	
<b>KR:</b>	14 Donte Moncrief	80 Gunner Olszewski	<u>42 J.J. Taylor</u>
<b>LS:</b>	49 Joe Cardona		

### PRONUNCIATION GUIDE

Devin Asiasi	AH-see AH-see	Justin Herron	her-RON
Ja'Whaun Bentley	ja-WHAN	Jakob Johnson	YAH-kob
Tashawn Bower	tuh-SHAWN	Sony Michel	SO-nee mih-SHELL
Damiere Byrd	duh-MEER	Donte Moncrief	MON-creef
Shilique Calhoun	sha-LEEK cal-HOON	Gunner Olszewski	O-sheh-ski
Joe Cardona	car-DOAN-ah	Mike Onwenu	oh-WHEN-new
Byron Cowart	COW-ert	Jarrett Stidham	STID-um
Jermaine Eluemunor	eh-LOO-muh-nor	Joe Thuney	TOO-nee
James Ferentz	FAIR-ins	Josh Uche	OO-chay
Stephon Gilmore	steph-AHN	Joejuan Williams	joe-WAHN
Damien Harris	day-MEE-en	Chase Winovich	WIN-o-vich
N'Keal Harry	nuh-KEEL	Deatrich Wise Jr.	DEE-tritch



# 2020 TRANSACTIONS

UPDATED: DECEMBER 22, 2020

## JANUARY 2020

1/6/2020	Adeboyejo, Quincy	Signed to a future contract
1/6/2020	Hall, Terez	Signed to a future contract
1/6/2020	Melifonwu, Obi	Signed to a future contract
1/6/2020	Pickett, Adarius	Signed to a future contract
1/6/2020	Ross, Devin	Signed to a future contract
1/6/2020	Thurman, Nick	Signed to a future contract
1/6/2020	Toran, Najee	Signed to a future contract
1/7/2020	Bower, Tashawn	Signed to a future contract

## FEBRUARY 2020

2/11/2020	Pipkins, Lenzy	Signed
-----------	----------------	--------

## MARCH 2020

3/16/2020	Thuney, Joe	Designated Franchise Player
3/18/2020	Harmon, Duron	Traded to Detroit
3/20/2020	Allen, Beau	Signed
3/21/2020	Phillips, Adrian	Signed
3/21/2020	Vitale, Danny	Signed
3/23/2020	Gostkowski, Stephen	Released
3/23/2020	Byrd, Damiere	Signed
3/23/2020	Davis, Cody	Signed
3/24/2020	Calhoun, Shilique	Re-signed
3/25/2020	Copeland, Brandon	Signed
3/25/2020	Hoyer, Brian	Signed

## APRIL 2020

4/1/2020	Kessler, Cody	Released
4/16/2020	Eluemunor, Jermaine	Re-signed
4/17/2020	Butler, Adam	Re-signed
4/21/2020	Gronkowski, Rob	Traded to Tampa Bay
4/24/2020	Dugger, Kyle	Drafted
4/24/2020	Uche, Josh	Drafted
4/24/2020	Jennings, Anfernee	Drafted
4/24/2020	Asiasi, Devin	Drafted
4/24/2020	Keene, Dalton	Drafted
4/25/2020	Rohrwasser, Justin	Drafted
4/25/2020	Onwenu, Mike	Drafted
4/25/2020	Herron, Justin	Drafted
4/25/2020	Maluia, Cassh	Drafted
4/25/2020	Woodard, Dustin	Drafted
4/27/2020	Develin, James	Announced his Retirement
4/27/2020	Davis, Kelonta	Released
4/27/2020	Melifonwu, Obi	Released
4/28/2020	Lee, Marqise	Signed

## MAY 2020

5/5/2020	Berry, Rashod	Signed
5/5/2020	Bryant, Myles	Signed
5/5/2020	Burt, Jake	Signed
5/5/2020	Coe, Nick	Signed
5/5/2020	Harris, Scoota	Signed
5/5/2020	Hastings, Will	Signed
5/5/2020	Lewerke, Brian	Signed
5/5/2020	Murray, Bill	Signed
5/5/2020	Riley, Sean	Signed
5/5/2020	Smith, J'Mar	Signed
5/5/2020	Taylor, J.J.	Signed
5/5/2020	Tezino, Kyahva	Signed
5/5/2020	Thomas, Jeff	Signed
5/5/2020	Wallace Courtney	Signed
5/5/2020	Zuber, Isaiah	Signed
5/7/2020	Uche, Josh	Signed/Draft Choice
5/7/2020	Rohrwasser, Justin	Signed/Draft Choice
5/7/2020	Herron, Justin	Signed/Draft Choice
5/7/2020	Maluia, Cassh	Signed/Draft Choice
5/8/2020	Jennings, Anfernee	Signed/Draft Choice
5/8/2020	Asiasi, Devin	Signed/Draft Choice
5/8/2020	Onwenu, Mike	Signed/Draft Choice
5/8/2020	Woodard, Dustin	Signed/Draft Choice
5/15/2020	Keene, Dalton	Signed/Draft Choice
5/20/2020	Dugger, Kyle	Signed/Draft Choice

## JULY 2020

7/8/2020	Newton, Cam	Signed
7/25/2020	Pipkins, Lenzy	Released
7/26/2020	Gant, Malik	Released
7/26/2020	Hastings, Will	Released
7/26/2020	Lewerke, Brian	Released
7/26/2020	Pickett, Sean	Released
7/26/2020	Riley, Sean	Released
7/26/2020	Smith, J'Mar	Released
7/26/2020	Tezino, Kyahva	Released
7/26/2020	Wallace, Courtney	Released
7/26/2020	Zuber, Isaiah	Released
7/28/2020	Hastings, Will	Signed
7/28/2020	Bolden, Brandon	Reserve/Opt-Out
7/28/2020	Cannon, Marcus	Reserve/Opt-Out
7/28/2020	Vitale, Danny	Reserve/Opt-Out
7/29/2020	Chung, Patrick	Reserve/Opt-Out
7/29/2020	Toran, Najee	Reserve/Opt-Out
7/30/2020	Lewerke, Brian	Signed

## AUGUST 2020

8/2/2020	Hightower, Dont'a	Reserve/Opt-out
8/2/2020	LaCrosse, Matt	Reserve/Opt-out
8/2/2020	Lee, Marqise	Reserve/Opt-out
8/5/2020	Zuber, Isaiah	Signed

## AUGUST 2020 (continued)

8/9/2020	Jackson, Michael	Acquired Via Trade (Detroit)
8/11/2020	Kilgo, Darius	Signed
8/11/2020	King, Brandon	Placed on Reserve/PUP List
8/12/2020	Gauthier, Tyler	Signed
8/13/2020	Miller, Lamar	Signed
8/13/2020	Woodard, Dustin	Placed on Reserve/Retired List
8/13/2020	Coe, Nick	Released
8/15/2020	Adeboyejo, Quincy	Released
8/17/2020	Braden, Ben	Signed
8/17/2020	Butler, Paul	Signed
8/17/2020	Ellis, Alex	Signed
8/22/2020	Quessenberry, Paul	Signed
8/22/2020	Williams, Xavier	Signed
8/22/2020	Ellis, Alex	Released
8/22/2020	Kilgo, Darius	Released
8/24/2020	Barnett, Michael	Signed
8/24/2020	Folk, Nick	Signed
8/28/2020	Hastings, Will	Released
8/29/2020	Baccellia, Andre	Signed

## SEPTEMBER 2020

9/3/2020	Sanu Sr., Mohamed	Released
9/3/2020	Barnett, Michael	Released
9/3/2020	Jackson, Michael	Released
9/5/2020	Baccellia, Andre	Released
9/5/2020	Berry, Rashod	Released
9/5/2020	Bower, Tashawn	Released
9/5/2020	Braden, Ben	Released
9/5/2020	Bryant, Myles	Released
9/5/2020	Burt, Jake	Released
9/5/2020	Folk, Nick	Released
9/5/2020	Gauthier, Tyler	Released
9/5/2020	Hall, Terez	Released
9/5/2020	Harris, Scoota	Released
9/5/2020	Lewerke, Brian	Released
9/5/2020	Maluia, Cassh	Released
9/5/2020	Miller, Lamar	Released
9/5/2020	Murray, Bill	Released
9/5/2020	Quessenberry, Paul	Released
9/5/2020	Rohrwasser, Justin	Released
9/5/2020	Ross, D'Angelo	Released
9/5/2020	Ross, Devin	Released
9/5/2020	Taylor, J.J.	Released
9/5/2020	Thomas, Jeff	Released
9/5/2020	Thurman, Nick	Released
9/5/2020	Williams, Xavier	Released
9/5/2020	Zuber, Isaiah	Released
9/6/2020	Berry, Rashod	Signed to the practice squad
9/6/2020	Bower, Rashod	Signed to the practice squad
9/6/2020	Bryant, Myles	Signed to the practice squad
9/6/2020	Burt, Jake	Signed to the practice squad
9/6/2020	Folk, Nick	Signed to the practice squad
9/6/2020	Hall, Terez	Signed to the practice squad
9/6/2020	Maluia, Cassh	Signed to the practice squad
9/6/2020	Murray, Bill	Signed to the practice squad
9/6/2020	Quessenberry, Paul	Signed to the practice squad
9/6/2020	Rohrwasser, Justin	Signed to the practice squad
9/6/2020	Ross, D'Angelo	Signed to the practice squad
9/6/2020	Ross, Devin	Signed to the practice squad
9/6/2020	Taylor, J.J.	Signed to the practice squad
9/6/2020	Thurman, Nick	Signed to the practice squad
9/6/2020	Williams, Xavier	Signed to the practice squad
9/6/2020	Zuber, Isaiah	Signed to the practice squad
9/7/2020	Allen, Beau	Placed on Reserve/Injured
9/7/2020	Harris, Damien	Placed on Reserve/Injured
9/7/2020	Maluia, Cassh	Signed from the practice squad
9/7/2020	Taylor, J.J.	Signed from the practice squad
9/8/2020	Kinsey, Mason	Signed to the practice squad
9/8/2020	Wilkerson, Kristian	Signed to the practice squad
9/9/2020	Quessenberry, Paul	Released from the practice squad
9/9/2020	Levin, Corey	Signed to the practice squad
9/10/2020	Cajuste, Yodny	Placed on Reserve/Injured
9/11/2020	Levin, Corey	Released from the practice squad
9/12/2020	Folk, Nick	Elevated from the practice squad
9/12/2020	Williams, Xavier	Elevated from the practice squad
9/12/2020	Olsewski, Gunner	Placed on Reserve/Injured
9/12/2020	Bennoch, Caleb	Signed to the practice squad
9/14/2020	Folk, Nick	Reverted back to the practice squad
9/14/2020	Williams, Xavier	Reverted back to the practice squad
9/16/2020	Bryant, Myles	Signed from the practice squad
9/16/2020	Folk, Nick	Signed from the practice squad
9/16/2020	Dolegala, Jake	Signed to the practice squad
9/16/2020	Ferentz, James	Signed to the practice squad
9/19/2020	Thurman, Nick	Elevated from the practice squad
9/21/2020	Thurman, Nick	Reverted back to the practice squad
9/26/2020	Ferentz, James	Signed from the practice squad
9/26/2020	Thurman, Nick	Elevated from the practice squad
9/26/2020	Zuber, Isaiah	Elevated from the practice squad
9/26/2020	Andrews, David	Placed on Reserve/Injured
9/26/2020	Uche, Josh	Placed on Reserve/Injured
9/28/2020	Thurman, Nick	Reverted back to the practice squad
9/28/2020	Zuber, Isaiah	Reverted back to the practice squad
9/28/2020	Jackson Sr., Michael	Signed to the practice squad

## OCTOBER 2020

10/1/2020	Roos, Jordan	Signed to the practice squad
10/1/2020	Kinsey, Mason	Released from the practice squad
10/2/2020	Pinckney, Michael	Signed to the practice squad
10/2/2020	Williams, Xavier	Released from the practice squad





# 2020 TRANSACTIONS

## OCTOBER 2020 (continued)

10/5/2020	Harris, Damien	Activated to the 53-man roster
10/5/2020	Olaszewski, Gunner	Activated to the 53-man roster
10/5/2020	Zuber, Isaiah	Elevated to the 53-man roster
10/5/2020	Davis, Cody	Placed on Reserve/Injured
10/5/2020	Michel, Sony	Placed on Reserve/Injured
10/6/2020	Zuber, Isaiah	Reverted back to the practice squad
10/8/2020	Quessenberry, Paul	Signed to the practice squad
10/14/2020	Davis, Carl	Signed off the Jaguars practice squad
10/15/2020	Quessenberry, Paul	Released from the practice squad
10/17/2020	Benenoch, Caleb	Elevated to the 53-man roster
10/17/2020	Berry, Rashod	Elevated to the 53-man roster
10/17/2020	Thurman, Nick	Elevated to the 53-man roster
10/17/2020	Zuber, Isaiah	Elevated to the 53-man roster
10/29/2020	Benenoch, Caleb	Reverted back to the practice squad
10/19/2020	Berry, Rashod	Reverted back to the practice squad
10/19/2020	Thurman, Nick	Reverted back to the practice squad
10/19/2020	Zuber, Isaiah	Reverted back to the practice squad
10/19/2020	Kinsey, Mason	Signed to the practice squad
10/19/2020	Ross, Devin	Released from the practice squad
10/21/2020	Eluemunor, Jermaine	Placed on Reserve/Injured
10/24/2020	Andrews, David	Activated to the 53-man roster
10/24/2020	Bower, Tashawn	Elevated to the 53-man roster
10/24/2020	Thurman, Nick	Elevated to the 53-man roster
10/25/2020	Bower, Tashawn	Reverted back to the practice squad
10/25/2020	Thurman, Nick	Reverted back to the practice squad
10/27/2020	Steckler, Jordan	Signed to the practice squad
10/27/2020	Roos, Jordan	Released from the practice squad
10/28/2020	Copeland, Brandon	Placed on Reserve/Injured
10/28/2020	Burt, Jake	Placed on Practice Squad//Reserve Injured
10/31/2020	Edelman, Julian	Placed on Reserve/Injured
10/31/2020	Herron, Justin	Placed on Reserve/Injured
10/31/2020	Thurman, Nick	Signed to the 53-man roster
10/31/2020	Davis, Cody	Activated to the 53-man roster
10/31/2020	Uche, Josh	Activated to the 53-man roster
10/31/2020	Bower, Tashawn	Elevated to the 53-man roster
10/31/2020	Zuber, Isaiah	Elevated to the 53-man roster

## NOVEMBER 2020

11/2/2020	Bower, Tashawn	Reverted back to the practice squad
11/2/2020	Zuber, Isaiah	Reverted back to the practice squad
11/3/2020	Ford, Isaiah	Acquired via trade (Miami)
11/3/2020	Mack, Isaiah	Claimed off Waivers from Tennessee
11/3/2020	Asiasi, Devin	Placed on Reserve/Injured
11/4/2020	Glasgow, Ryan	Signed to the practice squad
11/4/2020	Moncrief, Donte	Signed to the practice squad
11/9/2020	Bower, Tashawn	Signed from the practice squad
11/9/2020	Hall, Terez	Elevated to the 53-man roster
11/9/2020	Wilkerson, Kristian	Elevated to the 53-man roster
11/10/2020	Hall, Terez	Reverted back to the practice squad
11/10/2020	Wilkerson, Kristian	Reverted back to the practice squad
11/10/2020	Thomas, Jordan	Claimed off Waivers from Arizona
11/10/2020	Maluia, Cassh	Released
11/10/2020	Keene, Dalton	Placed on Reserve/Injured
11/10/2020	Cantrell, Dylan	Signed to the practice squad
11/10/2020	Wells, David	Signed to the practice squad
11/10/2020	Glasgow, Ryan	Released from the practice squad
11/12/2020	Maluia, Cassh	Signed to the practice squad
11/12/2020	Dolegala, Jake	Released from the practice squad
11/13/2020	Cantrell, Dylan	Released from the practice squad
11/13/2020	Benenoch, Caleb	Placed on Practice Squad/Reserve Injured
11/14/2020	Eluemunor, Jermaine	Activated to the 53-man roster
11/14/2020	Calhoun, Shilique	Placed on Reserve/Injured
11/14/2020	Thurman, Nick	Released
11/14/2020	Hall, Terez	Elevated to the 53-man roster
11/14/2020	Maluia, Cassh	Elevated to the 53-man roster
11/14/2020	Quessenberry, Paul	Signed to the practice squad
11/16/2020	Hall, Terez	Reverted back to the practice squad
11/16/2020	Maluia, Cassh	Reverted back to the practice squad
11/16/2020	Dolegala, Jake	Signed to the practice squad
11/16/2020	Wells, David	Released from the practice squad
11/18/2020	Thurman, Nick	Signed to the practice squad
11/18/2020	Burt, Jake	Restored to the practice squad from IR
11/18/2020	Kinsey, Mason	Released from the practice squad
11/21/2020	Hall, Terez	Signed from the practice squad
11/21/2020	Michel, Sony	Activated to the 53-man roster
11/21/2020	Moncrief, Donte	Elevated to the 53-man roster
11/21/2020	Spence, Akeem	Signed to the practice squad
11/21/2020	Froholdt, Hjalte	Released
11/21/2020	Rivers, Derek	Released
11/23/2020	Moncrief, Donte	Reverted back to the practice squad
11/28/2020	Burkhead, Rex	Placed on Reserve/Injured
11/28/2020	Davis, Carl	Placed on Reserve/Injured
11/28/2020	Wynn, Isaiah	Placed on Reserve/Injured
11/28/2020	Herron, Justin	Activated to the 53-man roster
11/28/2020	Moncrief, Donte	Elevated to the 53-man roster
11/28/2020	Spence, Akeem	Elevated to the 53-man roster
11/28/2020	Burt, Jake	Placed on Practice Squad/Reserve Injured
11/30/2020	Moncrief, Donte	Reverted back to the practice squad
11/30/2020	Spence, Akeem	Reverted back to the practice squad
11/29/2020	Hassell, J.T.	Signed to the practice squad
11/29/2020	Reynolds, Ross	Signed to the practice squad

## DECEMBER 2020

12/3/2020	Cichy, Jack	Claimed off waivers from Tampa Bay
12/6/2020	Keene, Dalton	Activated to the 53-man roster
12/6/2020	Moncrief, Donte	Signed from the practice squad
12/6/2020	Spence, Akeem	Signed from the practice squad
12/6/2020	Berry, Rashod	Elevated to the 53-man roster
12/6/2020	Ford, Isaiah	Released

## DECEMBER 2020 (continued)

12/7/2020	Berry, Rashod	Reverted back to the practice squad
12/9/2020	Cichy, Jack	Released
12/9/2020	Lake, Dayan	Signed to the practice squad
12/9/2020	Smith, Devin	Signed to the practice squad
12/10/2020	Asiasi, Devin	Activated to the 53-man roster
12/10/2020	Izzo, Ryan	Placed on Reserve/Injured
12/11/2020	Cichy, Jack	Signed to the practice squad
12/15/2020	Watford, Earl	Signed to the practice squad
12/15/2020	Lake, Dayan	Released from the practice squad
12/19/2020	Calhoun, Shilique	Activated to the 53-man roster
12/19/2020	Mack, Isaiah	Released



# PATRIOTS vs. BUFFALO BILLS

## SERIES HISTORY

New England and Buffalo will meet for the second time in 2020. The Bills defeated the Patriots, 24-21, in their initial meeting of the season at Buffalo on Nov. 1.

This week's game marks the 122nd meeting between the two teams. New England holds a 76-44-1 edge in the series and have won 35 of the last 41 games between the clubs, dating back to 2000.

The Patriots are 39-21 all-time in home games against Buffalo, including 16-2 at Gillette Stadium.

New England meets Buffalo in a Monday Night game for the fifth time (1995, 2009, '15 and '18) and is 4-0 against Buffalo in Monday Night games.

The series between the AFC East rivals began in 1960. New England's 76 wins over the Bills are their highest victory total over any opponent, eight more than their next-highest win total, against the New York Jets (68).

After seven straight series sweeps and 15 consecutive Patriots wins from 2003-10, Buffalo ended the streak with a 34-31 victory in the first meeting between the teams in 2011. The 15-game win streak is tied for the fourth-longest winning streak over a single opponent in NFL history. The Patriots avenged that loss in the 2011 regular season finale by overcoming a 21-0 first-quarter deficit and scoring 49 unanswered points en route to a 49-21 victory.

The teams have had many memorable matchups over the years, including a span from 1999 to 2001 where four-of-five contests were decided in overtime.

The Patriots first-ever playoff game was a 26-8 win over the Buffalo on the road on Dec. 28, 1963.

## SERIES BREAKDOWN

<b>Home Record.....</b>	<b>39-21</b>
Record in Foxborough .....	33-16
Foxboro Stadium .....	17-14
Gillette Stadium.....	16-2
Record in Boston .....	6-5
<b>Road Record .....</b>	<b>37-23-1</b>
War Memorial Stadium.....	7-6-1
Ralph Wilson/Rich Stadium/New Era.....	30-17
Largest Margin of Victory.....	46 points (2007)
Largest Margin of Defeat .....	35 points (1970)
Longest Win Streak.....	15 games (2003-10)
Bill Belichick vs. Buffalo.....	35-7 (35-6 with NE)
Sean McDermott vs. New England.....	1-6

## QUICK HITS

- The Patriots have recorded 76 wins over the Bills, the most by the Patriots against any one opponent.
- The Buffalo Bills snapped a streak of 13 straight road losses at New England with their 17-9 win in the 2014 regular season finale. It was the Bills first win at Gillette Stadium.
- Bill Belichick has a 95-33 (.742) all-time regular season record against the AFC East as head coach of the Patriots.

## STREAKING SUCCESS

The Patriots won 15 straight games against the Buffalo Bills from 2003 through 2010, tied for the fourth-longest winning streak over a single opponent in NFL history.

## LONGEST WIN STREAKS OVER A SINGLE OPPONENT

Winner	Opponent	Consecutive Wins
Miami	Buffalo	20
San Francisco	L.A./St. Louis Rams	17
Washington	Detroit	16
<b>New England</b>	<b>Buffalo</b>	<b>15</b>
Green Bay	Chicago Cardinals	15

## TALE OF THE TAPE

2020 Regular Season	New England	Buffalo
Record	6-8	11-3
Divisional Standings	3rd	1st
Total Yards Gained	4,631	5,414
Total Offense (Rank)	330.8 (24)	386.7 (6)
Rush Offense	145.4 (6)	108.2 (21)
Pass Offense	185.4 (30)	278.5 (2)
Points Per Game	20.6 (27)	29.1 (5)
Total Yards Allowed	4,836	4,985
Total Defense (Rank)	345.4 (11)	356.1 (16)
Rush Defense	133.0 (27)	121.4 (20)
Pass Defense	212.4 (6)	234.7 (15)
Points Allowed/Game	21.9 (7)	24.3 (16)
Possession Avg.	29:46	31:30
Sacks Allowed/Yards Lost	31/189	26/155
Sacks Made/Yards	21/138	34/189
Total Touchdowns Scored	31	47
Penalties Against/Yards	52/462	96/898
Punts/Avg.	42/48.7	35/50.1
Turnover Differential	+1 (15)	+2 (13T)

## 2020 FIRST MEETING: BILLS 24, PATRIOTS 21

	1	2	3	4	Score
<b>New England</b>	0	6	8	7	<b>21</b>
<b>Buffalo</b>	7	0	7	10	<b>24</b>

## SCORING SUMMARY

### First Quarter:

BUF: Z.Moss 8 yd. (T.Bass kick) (10-78, 5:10)

### Second Quarter:

NE: N.Folk 43 yd. Field Goal (8-44, 4:10)

NE: N.Folk 33 yd. Field Goal (7-34, 1:30)

### Third Quarter:

BUF: Z.Moss 4 yd. run (T.Bass kick) (5-75, 2:51)

NE: D.Harris 22 yd. run (C.Newton-J.Meyers pass) (5-37, 2:49)

### Fourth Quarter:

BUF: J.Allen 2 yd. run (T.Bass kick) (9-45, 4:51)

NE: C.Newton 2 yd. run (N.Folk kick) (7-72, 3:36)

BUF: T.Bass 28 yd. Field Goal (10-63, 5:30)

## TEAM STATISTICS

	NE	BUF
First Downs	20	22
Rushes-Yds (Net)	34-188	38-190
Passing Yds (Net)	161	149
Passes Comp-Att-Int	25-15-0	18-11-1
Total Offense Plays-Yds	61	57
Fumble Returns-Yards	0-0	1-0
Punt Returns-Yards	1-15	0-0
Kickoff Returns-Yards	3-53	3-50
Interception Returns-Yards	1-25	0-0
Punts (Number-Avg)	4-43.3	3-40.7
Fumbles-Lost	1-1	0-0
Penalties-Yards	5-35	5-30
Possession Time	30:46	29:14
Third-Down Conversions	5-10	5-11
Fourth-Down Conversions	0-0	0-0
Red-Zone Scores-Chances	1-3	3-4
Sacks By: Number-Yards	1-5	2-13

## Attendance: 0

**RUSHING: NE** - D. Harris 16-102-1 TD, C.Newton 9-54-1 TD, R.Burkhead 6-26, G.Olszewski 1-6, J.White 2-0. **BUF** - D.Singletary 14-86, Z.Moss 14-81-2 TDs, J.Allen 10-23-1 TD.

**PASSING: NE** - C.Newton 25-15-174 0 TDS/0 INTs **BUF** - J.Allen 18-11-154 0 TDS/1 INT.

**RECEIVING: NE** - J.Meyers 6-58, D.Burd 3-39, J.White 2-35, R.Izzo 2-24, I.Zuber 1-13, R.Burkhead 1-5. **BUF** - S.Diggs 6-92, C.Beasley 2-24, J.Brown 1-21, T.Kroft 1-11, D.Singletary 1-6.



# PATRIOTS vs. BUFFALO BILLS

## CONNECTIONS

### FORMER COLLEGE TEAMMATES



NE RB Damien Harris - (2015-18) \*  
NE LB Anfernee Jennings - (2015-19) \*  
BUF DB Levi Wallace - (2014-17) \*



NE C David Andrews - (2012-15)  
NE OL Isaiah Wynn - (2014-17)  
BUF QB Jake Fromm - (2017-19)  
BUF WR Isaiah McKenzie - (2014-16)



NE C James Ferentz - (2008-12)  
NE DL Carl Davis - (2010-14)  
BUF S Micah Hyde - (2009-12)



NE TE Coach Nick Caley - (2009-11)  
BUF LB A.J. Klein - (2009-12)



NE WR Julian Edelman - (2006-08)  
BUF Safeties Coach Bobby Babich - (GA 2006)



NE DB J.C. Jackson - (2014-17)  
NE DT Byron Cowart - (2015-18)  
BUF WR Stefan Diggs - (2012-14)  
BUF DL Quinton Jefferson - (2012-15)



QBC Jedd Fisch - (OC/QBC 2009)  
BUF DBC John Butler - (STC/LBC 2007-10)



NE Outside Linebackers Coach Steve Belichick - (Walk on 2011)  
BUF TE Tyler Kroft - (2011-14)



NE CB Stephon Gilmore - (2009-11)  
BUF DBC John Butler - (STC/LBC 2011)



NE P Jake Bailey - (2015-18)  
BUF DT Harrison Phillips - (2014-17)



NE TE Dalton Keene - (2017-19)  
BUF LB Tremaine Edmunds - (2016-18)

\* Won 2015 and 2017 National Championships with Alabama

### FORMER BILLS

DB Stephon Gilmore - (2012-16)

### PATRIOTS TIES TO BUFFALO/UPSTATE NY

RBC Ivan Fears – Coaching: Syracuse (WRC 1980-90)

### BILLS TIES TO NEW ENGLAND

LB Tyler Matakevich Hometown: East Haven, Conn

LB Matt Milano College: Boston College (2013-16)

LBC John Butler Coaching: Harvard (Special Teams/LBC 2003-06)

Ast. DLC Jacques Cesaire Hometown: Gardner, Mass.  
High School: Gardner HS  
College: Southern Connecticut State

HS&C Eric Ciano Hometown: Springfield, Mass.

DC/Ast. HC Leslie Frazier Coaching: HC Trinity College (1988-96)

Nickle Jim Salgado Coaching: Special Teams Western Connecticut (1994-96)  
Coaching: Ast. Linebackers Coach Boston University (1996-97)  
Coaching: Secondary Northeastern (2000-02)

Ast. STC Matthew Smiley Coaching: Special Teams Dartmouth (2005-06)

### FORMER NFL TEAMMATES



DB Justin Bethel - (2012-17)  
WR Damiere Byrd - (2019)  
OL Korey Cunningham - (2018)  
QB Brian Hoyer - (2012)



WR Andre Roberts - (2010-13)  
WR John Brown - (2014-17)

DB Justin Bethel - (2018)



DT Justin Zimmer - (2018)

WR Damiere Byrd - (2016-18)  
QB Cam Newton - (2011-19)



DE Mario Addison - (2012-19)  
DT Vernon Butler - (2016-19)  
LB A.J. Klein - (2013-16)  
S Dean Marlowe - (2015-16)  
CB Josh Norman - (2012-15)  
LB Andre Smith - (2018-19)  
OL Daryl Williams - (2015-19)  
GM Brandon Bean - (Many roles 1998-2016)  
HC Sean McDermott - (DC 2011-16)  
DBC Bobby Babich - (Admin Ast./Ast. DBC 2011-12)  
QBC Ken Dorsey - (Scout 2011-12, QBC 13-17)  
STC Heath Farwell - (Ast. ST 2018)  
DLC Shea Tierney - (DLC/DC 2011-19)  
Ast. to the HC Matt Worswick - (Ops 2014-17)  
Ast. OLC Ryan Wendell (C 2016)

QB Brian Hoyer - (2016)



QB Matt Barkley - (2016)

DL Lawrence Guy - (2014-16)  
DB Terrence Brooks - (2014-15)



WR John Brown - (2018)  
DQC John Egorugwu - (D Staff Ast. 2015-16)

QB Brian Hoyer - (2013-14)



S Jordan Poyer - (2013-16)  
DBC Bobby Babich - (Ast. DBC 2013-15)

QB Brian Hoyer - (2015)  
LB John Simon - (2014-16)



DBC John Butler - (2014-17)

DL Lawrence Guy - (2012-13)



DE Mario Addison - (2011) (2012)  
DE Jerry Hughes - (2010-12)

DB Cody Davis - (2018-19)  
QBC Jedd Fisch - (2013-2014)  
WR Donte Moncrief - (2018)



RB T.J. Yeldon - (2015-18)  
LBC Bob Babich - (DC 2013-15)

LB Shilique Calhoun - (2016-18)



RB Taiwan Jones - (2011-16)  
TE Lee Smith - (2015-18)  
OL Jon Feliciano - (2015-18)  
OLC Bobby Johnson - (TEC 2015-17)

DB Adrian Phillips - (2014-19)



LBC Bob Babich - (LBC 2016)

DB Terrence Brooks - (2017-18)  
K Nick Folk - (2010-16)  
WRC Mick Lombardi (Ast. QBC 2017-2018)



WR Andre Roberts - (2018)  
G Brian Winters - (2013-19)

### FORMER PATRIOTS

OC Brian Daboll – Defensive Coaching Assistant (2000-01), Wide Receivers Coach (2002-06), Offensive Assistant (2013), Tight Ends Coach (2014-16).  
- Won Super Bowl XXXVI, XXXVIII, XXXIX, XLIX and LI with the Patriots.

Ast. OL Coach Ryan Wendell (OL 2009-15) - Signed with New England as an undrafted free agent in 2008 out of Fresno State. He spent the '08 season on the practice squad, promoted to the 53-man roster in December 2009.

- Won Super Bowl XLIX with the Patriots.





# PATRIOTS WHAT TO LOOK FOR THIS WEEK

## IF THE PATRIOTS WIN...

- New England will improve on the NFL's best record at home since Gillette Stadium opened in 2002. The Patriots are 125-25 (.833) at home in regular season games and 144-29 (.832) including playoffs.
- The Patriots will avoid being swept by a division opponent for the 20th consecutive season, extending their NFL record. New England has not dropped both games to a division opponent since 2000, when they were swept by the Jets and Dolphins.
- And a player eclipses 100 yards rushing, the team will improve to 54-3 since the 2000 regular season when a player rushes for at least 100 yards.
- And the team does not commit a turnover, New England will win its 73rd game since 2008 without committing a turnover. The Patriots enter Week 16 with a 72-10 record in zero turnover games since 2008.

## WHAT TO LOOK FOR...

- The New England rushing attack enters this week sixth in the NFL, averaging 145.4 rushing yards per game (2,035 total rushing yards), on pace for 2,326 rushing yards for the season. That would rank fourth in team annals behind the 3,165 rushing yards in 1978, 2,948 in 1976 and 2,605 in 1983.
- The Patriots are averaging 4.53 yards per rushing attempt (449 rushes for 2,035 yards). If the team holds that pace, it would mark the fifth-highest average in team history.

### BEST HOME RECORDS SINCE 2002 (INCLUDING PLAYOFFS)

Team	W	L	T	Pct
New England	144	29	0	.832
Pittsburgh	115	46	1	.713
Seattle	115	47	0	.710
Indianapolis	113	49	0	.698
Green Bay	113	47	2	.704


### HIGHEST RUSHING AVERAGE IN PATRIOTS HISTORY

Season	Attempts	Yards	Average
1976	591	2,948	4.99
1983	538	2,605	4.83
1978	671	3,165	4.72
1962	432	1,970	4.56
2020	449	2,035	4.53

## P JAKE BAILEY

### WHAT TO LOOK FOR...

- Jake Bailey is first in the NFL with 46.1 net yards per punt. If that holds, Bailey would set a new Patriots single-season record. Zoltan Mesko currently holds the record after averaging 41.5 net yards per punt in 2011 (minimum 40 punts).
- Bailey's gross punting average is 48.7 yards per punt, fourth in the NFL in 2020. If it holds it would be the highest in team history. Zoltan Mesko set the team record by averaging 46.5 yards per punt in 2011.
- Bailey's punting has allowed just 46 return yards so far in 2020, second to the 38 yards allowed by New Orleans. The Patriots record for fewest punt return yards allowed in a season is 75 in 2007.



## K NICK FOLK

### WHAT TO LOOK FOR...

- Entering this week's game, Patriots K Nick Folk has successfully converted 25 consecutive field goal attempts, the longest streak of his career. He made 23 consecutive field goals in 2013 for the New York Jets. After missing his first two field goal attempts of the 2020 season, Folk has not missed since, successfully connecting on 25 straight attempts.
- Folk enters this week 25-of-27 on field goal attempts in 2020, good for a 92.6 percent conversion rate. Stephen Gostkowski holds the single season club record when he converted 35-of-37 field goals in 2014, good for a 94.6 percent conversion rate. Folk has had two seasons when he has finished with a field-goal conversion rate of at least 90 percent. He was 20-of-22 (90.9%) in 2008 with Dallas and 33-of-36 (91.7%) in 2013 with the Jets.
- With 25 made field goals entering Week 16, Folk has a chance to become the fourth Patriots kicker with 30 made field goals in a season. Stephen Gostkowski achieved the feat five times (2008, '13-'15, '17), Adam Vinatieri did it twice (1998, 2004) and Tony Franklin did it in 1986. For his career, Folk has made at least 30 field goals three times - 2010 (30), '13 (33) and '14 (32).

## RB DAMIEN HARRIS

### WHAT TO LOOK FOR...

- Harris is averaging 5.04 yards per carry (137 rushing attempts for 691 yards) in 2020. Four Patriots have finished with at least a 5.0-yard average (minimum 100 attempts) in a single season. If Harris holds his current pace, he will finish tied with the fourth-highest single-season rushing average in team history.

### HIGHEST RUSHING AVERAGE IN A SINGLE SEASON/PATRIOTS HISTORY (MINIMUM 100 ATTEMPTS)

Player	Season	Attempts	Yards	Average
Don Calhoun	1976	129	721	5.59
Mosi Tatupu	1983	106	578	5.45
LeGarrette Blount	2013	153	772	5.05
Damien Harris	2020	137	691	5.04
Carl Garrett	1969	137	691	5.04





# PATRIOTS WHAT TO LOOK FOR THIS WEEK

## DB J.C. JACKSON

### WHAT TO LOOK FOR...

- DB Ron Hall set a Patriots franchise record in 1964 with 13 takeaways in a single season (11 interceptions, 2 fumble recoveries). J.C. Jackson has recorded eight interceptions and recovered two fumbles for 10 takeaways in 2020, becoming the sixth Patriot with at least 10 takeaways in a single season. Jackson has now tied CB Asante Samuel (10 interceptions in 2006) for most takeaways in a single season under Bill Belichick as Patriots head coach.
- Jackson's eight interceptions rank second in the NFL this season behind the nine interceptions by Miami's Xavien Howard. The last player to record double-digit interceptions in a season was Antonio Cromartie (10) with the San Diego Chargers in 2007.

### MOST TAKEAWAYS BY A PATRIOT IN A SEASON

Player	Year	FRs	INTs	Takeaways
Ron Hall	1964	2	11	13
J.C. Jackson	2020	2	8	10
Mike Haynes	1976	2	8	10
Fred Marion	1985	3	7	10
Ty Law	1998	1	9	10
Asante Samuel	2006	0	10	10
Steve Nelson	1978	4	5	9

### MOST INTS BY A PATRIOT IN A SEASON

Player	Year	Interceptions
Ron Hall	1964	11
Asante Samuel	2006	10
Ty Law	1998	9
J.C. Jackson	2020	8
Ronnie Lippett	1986	8
Mike Haynes	1976	8

## QB CAM NEWTON

### WHAT TO LOOK FOR...

- Cam Newton has scored 11 rushing touchdowns in 2020, tied for third in the NFL overall. With one more rushing touchdown, he will tie former Patriots QB Steve Grogan for the Patriots team record for most rushing TDs in a season by a QB. Newton set the NFL record for rushing touchdowns by a QB in a single season with 14 in 2011.
- Newton is the only QB in NFL history with three double-digit rushing touchdown seasons.
- Newton has four multi-rush TD games in 2020, most by a QB in a single season in NFL history.
- Steve Grogan set a Patriots QB record in 1978 with 81 rushing attempts for 539 yards. Newton currently has 122 carries for 489 yards and is on pace for 139 rushing attempts for 559 yards.



### MOST RUSH TDS BY A QB IN A SEASON

Player	Team	Season	Rush TDs
Cam Newton	Carolina	2011	14
Steve Grogan	New England	1976	12
Cam Newton	New England	2020	11
Kyler Murray	Arizona	2020	11
Johnny Lujack	Chicago	1950	11
Tobin Rote	Green Bay	1956	11
Kordell Stewart	Pittsburgh	1997	11

### MOST RUSH YARDS BY A PATRIOTS QB IN A SINGLE SEASON

Player	Season	Attempts	Yards	Average
Steve Grogan	1978	81	539	5.8
Cam Newton	2020	122	489	4.0
Steve Grogan	1976	60	397	6.6
Steve Grogan	1979	64	368	5.8
Steve Grogan	1977	61	324	5.3
Matt Cassel	2008	73	270	3.7

## RB JAMES WHITE

### WHAT TO LOOK FOR...

- White needs two receiving touchdowns to tie Larry Garron (26) for the most in franchise history by a running back.
- White's 362 career regular season receptions rank ninth in team history. He needs two more receptions to move past Irving Fryar (363) into eighth place.
- Since White became a regular contributor on offense in 2015, he has more receptions (357), receiving yards (3,107) and receiving touchdowns (24) than any other running back in the NFL.

## ADDITIONAL NOTES

### WHAT TO LOOK FOR...

#### DB JUSTIN BETHEL

- Bethel is second in the NFL with 13 special teams tackles this season, behind the 17 by Cleveland's George Odum. He has now eclipsed double-digit special teams tackles in each of his nine NFL season. Bethel's single-season career high was 21 special teams tackles in 2013 with Arizona.

#### WR GUNNER OLSZEWSKI

- Olszewski currently leads the NFL with a 19.1-yard punt return average on 16 punt returns for 305 yards. The NFL record for highest punt return average in a single season belongs to Herb Rich of the 1950 Baltimore Colts, who returned 12 punts for 276 yards, good for a 23.0 yard average (minimum 12 returns).
- The Patriots single-season record for highest punt return average belongs to Julian Edelman, who carried a 15.5 yard return average in 2012.



# LAST GAME PATRIOTS AT MIAMI DOLPHINS

## DOLPHINS 22, PATRIOTS 12

DECEMBER 20, 2020 • HARD ROCK STADIUM

	1	2	3	4	Final
New England Patriot	0	6	3	3	12
Miami Dolphins	0	0	7	15	22

## TEAM NOTES

- J.C. Jackson has 10th takeaway of the season; eighth interception of the year
- Nick Folk extends streak to 25 straight made field goals, longest of his career
- Adrian Phillips registers first NFL sack
- Terez Hall sets career-high with 13 tackles
- Jakobi Meyers has second career 100-yard receiving game

### HIGH RUSHING AVERAGE

The Patriots are averaging 4.53 yards per rushing attempt in 2020. If that average holds, it will be the fifth-highest average for a single season in team history.

### HIGHEST RUSHING AVERAGE IN PATRIOTS HISTORY

Season	Attempts	Yards	Average
1976	591	2,948	4.99
1983	538	2,605	4.83
1978	671	3,165	4.72
1962	432	1,970	4.56
2020	449	2,035	4.53

## INDIVIDUAL NOTES

### JACKSON WITH ANOTHER TAKEAWAY

DB J.C. Jackson intercepted Miami QB Tua Tagovailoa in the first quarter. It was his eighth interception and 10th takeaway for Jackson on the season, tied for the second-most takeaways in a single season by a Patriots player. Asante Samuel (10 int.) is the only other player in the Bill Belichick era with 10 takeaways in a single season.

### MOST TAKEAWAYS BY A PATRIOT IN A SEASON

Player	Year	FRs	INTs	Takeaways
Ron Hall	1964	2	11	13
J.C. Jackson	2020	2	8	10
Mike Haynes	1976	2	8	10
Fred Marion	1985	3	7	10
Ty Law	1998	1	9	10
Asante Samuel	2006	0	10	10
Steve Nelson	1978	4	5	9

### MOST TAKEAWAYS BY A PATRIOT UNDER BILL BELICHICK

10 by J.C. Jackson in 2020 (8 interceptions, 2 fumble recoveries)

10 by Asante Samuel in 2006 (10 interceptions)

8 by Kyle Arrington in 2011 (7 interceptions, 1 fumble recovery)

### MOST INTS BY A PATRIOT IN A SEASON

Player	Year	Interceptions
Ron Hall	1964	11
Asante Samuel	2006	10
Ty Law	1998	9
J.C. Jackson	2020	8
Ronnie Lippett	1986	8
Mike Haynes	1976	8

### FOLK EXTENDS STREAK

K Nick Folk extended his streak to 25 consecutive field goals made with a 45 and 36-yarder in the second quarter, a 45-yarder in the third quarter and a 42-yarder in the fourth quarter. After missing his first two field goals of the 2020 season, Folk has not missed since. It is tied for the second-longest field goal streak in team history and is the longest streak in Folk's career. His previous best was 23 straight field goals in 2013 when he played for the New York Jets.

### MOST CONSECUTIVE FIELD GOALS MADE/PATRIOTS HISTORY

Stephen Gostkowski	31
Nick Folk	25
Adam Vinatieri	25
Adam Vinatieri	23
Stephen Gostkowski	21

### RAISING HIS RATE

Nick Folk was 4-for-4 on field goals (45, 36, 45 and 42 yards) at Miami and is now 25-of-27 on the season for a conversion rate of 92.6. Folk has had two seasons when he has finished with a field-goal conversion rate of at least 90 percent. He was 20-of-22 (90.9%) in 2008 with Dallas and 33-of-36 (91.7%) in 2013 with the New York Jets. The highest field-goal percentage in a season for the Patriots was 95.6 by Stephen Gostkowski in 2014, when he converted 35-of-37 field goals.

### FOLK CONNECTS ON FOUR FIELD GOALS

Folk finished 4-for-4 on the field goals. It is the ninth time in his career that he has made at least four field goals in a single game. He has connected on five field goals in a game twice.

### PHILLIPS GETS FIRST NFL SACK

DB Adrian Phillips dropped Dolphins QB Tua Tagovailoa for a 9-yard loss in the second quarter, his first career NFL sack for the seven-year veteran.

### HALL SETS CAREER HIGH

LB Terez Hall finished with a career-high 13 tackles. It marked his second double-digit tackle game of the 2020 season. Hall had 10 tackles in the win vs. Baltimore on Nov. 15.

### MEYERS ECLIPSES 100 YARDS RECEIVING AGAIN

WR Jakobi Meyers had his second career 100-yard game after finishing with seven receptions for 111 yards. He notched a career-high 12 receptions for 169 yards at the New York Jets on Nov. 9.

### BAILEY'S DIMINISHING RETURNS

P Jake Bailey's punting in 2020 has allowed an NFL-low of 46 punt return yards. The Patriots record for fewest punt return yards allowed in a season is 75 in 2007.

## LINEUP NOTES

### CALHOUN RETURNS TO ACTION

LB Shilique Calhoun returned to action after being activated to the 53-man roster from the injured reserve list. He finished with four tackles.

### HERRON MAKES FOURTH START

OL Justin Herron made his fourth career start and his second at left tackle. He also started at left tackle vs. Denver on Oct. 18. He started at right tackle at Kansas City on Oct. 5, and as a tackle-eligible tight end at the L.A. Rams on Dec. 10.

### MICHEL BACK IN THE STARTING LINEUP

RB Sony Michel made his first start since the first three games of the season, finishing with 10 carries for 74 yards (7.4 avg.).

### TAYLOR BACK ON THE FIELD

RB J.J. Taylor played in his first game since the Week 3 win vs. Las Vegas on Sept. 27.



# PATRIOTS PROJECTED CONTRIBUTORS: OFFENSE

**QB 1**



**CAM NEWTON | 6-5 | 245 | AUBURN**

- Played nine seasons with the Carolina Panthers after joining the team as the No. 1 overall pick in the 2011 NFL Draft. Signed with New England on July 8, 2020.
- League MVP in 2015 and a three-time Pro Bowl selection.
- Is the first NFL player with 30,000 passing yards and 5,000 rushing yards.

**N'KEAL HARRY | 6-4 | 225**

**WR 15**



- Started 2019 rookie season on IR. Played seven games and caught first career touchdown in a 13-9 win vs. Dallas (11/24).
- Became the first receiver the Patriots have selected in the first round since Terry Glenn in 1996.
- Left Arizona State ranked third in program history in both career receptions and career receiving yards.

**RB 28**



**JAMES WHITE | 5-10 | 205 | WISCONSIN**

- Holds three Super Bowl single-game records for receptions (14), points (20) and TDs (three).
- Currently has the most receptions (357), receiving yards (3,105) and receiving touchdowns (24) by a running back since 2015.
- Elected captain by his teammates for the past three seasons.

**RB 37**



**DAMIEN HARRIS | 5-11 | 213 | ALABAMA**

- After playing sparingly as a third-round draft choice in 2019, Harris earned the starting RB role and now leads the team in rushing.
- Produced his first 100-yard rushing game at Kansas City (10/5), picking up 100 yards on 17 carries. Now has three 100-yard rushing performances in 2020.
- Played youth football on the same team as QB Jarrett Stidham for a season in 2003. The duo also competed against one another in college and were both drafted by New England in 2019.

**WR 10**



**DAMIERE BYRD | 5-9 | 180 | SOUTH CAROLINA**

- Fifth-year WR out of South Carolina joined the Patriots as a free agent in the 2020 offseason.
- Was teammates with Cam Newton on the Carolina Panthers from 2015-18.
- Set career-highs in 2020 with 45 receptions for 590 yards receiving.

**WR 16**



**JAKOBI MEYERS | 6-2 | 200 | N.C. STATE**

- Second-year receiver made the team as an undrafted rookie in 2019.
- Has emerged as a strong contributor in 2020 and posted single-game career highs with 12 receptions for 169 yards in a win at N.Y. Jets (11/9).
- Recorded his second 100-yard effort with seven catches for 111 yards at Miami (12/20).


**C 60**



**DAVID ANDREWS | 6-3 | 300 | GEORGIA**

- Signed as a rookie free agent in 2015 and has played in 71 games over six seasons.
- Selected team captain four times (2017-20). Was named to the Patriots All-Decade 2010s team at center.

**G 62**



**JOE THUNEY | 6-5 | 308 | N.C. STATE**

- First player in NFL history to start in the Super Bowl in each of his first three seasons.
- Has played the most offensive snaps in the NFL since entering the league in 2016 with 5,359. Philadelphia's Jason Kelce (5,351) is second.

**G 69**



**SHAQ MASON | 6-1 | 310 | GEORGIA TECH**

- Full name is Shaquille Olajuwon Mason after Shaquille O'Neal and Hakeem Olajuwon.
- Was named to the Patriots All-Decade 2010s team at guard.
- Has started 82-of-87 career games, playing mainly right guard.

**T 72**



**JERMAINE ELUEMUNOR | 6-4 | 335 | TEXAS A&M**

- Born in London and began playing football after moving to the U.S. at the age of 14. Drafted in the fifth round by Baltimore in 2017.
- Joined New England via trade during the 2019 preseason from Baltimore.
- Started five games at right tackle this season and made his second career start at left tackle vs. Arizona (11/29).





# PATRIOTS PROJECTED CONTRIBUTORS: DEFENSE


**DL 99**



## BYRON COWART | 6-3 | 300 | MARYLAND

- Drafted by New England in the fifth round (159th overall) of the 2019 NFL Draft out of Maryland
- Played sparingly in five games as a rookie in 2019.
- Has moved into a prominent role in 2020 and made his first career start in the season-opener vs. Miami. Has 26 tackles in 12 games.

**DL 93**



## LAWRENCE GUY | 6-4 | 315 | ARIZONA STATE

- Started 13 games for the Patriots in 2020 and has registered 51 tackles, two sacks and one fumble recovery.
- Nine-year NFL veteran with stints with the Packers, Colts, Chargers and Ravens.
- He was named to the Patriots All-Decade Team for the 2010s.

**DE 55**



## JOHN SIMON | 6-2 | 260 | OHIO STATE

- Has started all 14 games in 2020 and tallied 49 tackles, two sacks and three passes defended.
- Was named Big-10 Defensive Player of the Year in 2012 after his senior season at Ohio State.


**DE 50**



## CHASE WINOVICH | 6-3 | 250 | MICHIGAN

- Third-round draft pick out of Michigan in 2019, played as a reserve on defense and on special teams as a rookie. Recorded his first NFL touchdown on a blocked punt vs. N.Y. Giants (10/10/19).
- Tallied 5½ sacks as a rookie and leads the team with 3½ sacks in 2020.

**LB 51**



## JA'WHAUN BENTLEY | 6-2 | 255 | PURDUE

- Has started 12 games at LB in 2020 and registered 79 tackles and 1½ sacks.
- Notched a career-high 13 tackles vs. Arizona (11/29).
- He was the first three-time captain at Purdue. Named Patriots captain in 2020.


**CB 24**



## STEPHON GILMORE | 6-1 | 202 | SOUTH CAROLINA

- Was named AP Defensive Player of the Year in 2019, the first defensive back to win the award since Troy Polamalu in 2010 and the first corner back since Charles Woodson in 2009.
- Has been selected to three consecutive Pro Bowls, four total.
- His 20 passes defended in 2019 were the most in the league and rank sixth all time in team history. Ty Law has the most with 27 in the 1998 season.

**CB 27**



## J.C. JACKSON | 6-1 | 198 | MARYLAND

- Signed as a rookie free agent in May of 2018.
- Second in the NFL with 16 interceptions since 2018.
- Set a team record with a takeaway in seven consecutive games and an interception in five straight contests.
- Second in the NFL with eight interceptions in 2020.
- Ten total takeaways in 2020 are tied for second-most in team history.


**S 21**



## ADRIAN PHILLIPS | 5-11 | 210 | TEXAS

- Seven-year veteran signed with New England this past offseason after six seasons with the Chargers. Originally entered the NFL as a rookie free agent and started his pro career on the Chargers practice squad.
- Earned Pro Bowl and AP All-Pro First-Team accolades as a special teamer in 2018.
- Leads the team with 99 tackles through 14 games.

**S 32**



## DEVIN MCCOURTY | 5-10 | 195 | RUTGERS

- Named captain every year since 2011.
- Was named to the Patriots 2010s All-Decade Team as a safety.
- Was named AFC Defensive Player of the Month for September 2019.
- Has started every game in 2020 and registered 56 tackles and two interceptions.

## DEATRICH WISE JR. | 6-5 | 275

**DL 91**



- Played in every game in 2020 and totaled 41 tackles, 2½ sacks and one fumble recovery for a TD.
- Scored his first touchdown against the Raiders (9/27) after helping force a fumble on a sack at the goal line.
- Finished with 26 total tackles in 2019.

## JONATHAN JONES | 5-10 | 190

**CB 31**



- Played in every game in 2020 and reached 50 tackles for the third consecutive season.
- Played in 15 games last year, starting nine and matched a career-high in tackles with 50.
- Originally signed as a rookie free agent in 2016.

## JASON MCCOURTY | 5-11 | 195

**CB 30**



- Has played in all 14 games in 2020 and posted 36 tackles and three passes defended.
- He and his brother Devin are just the third set of twins to play on the same NFL team together, joining Gene and Tom Olsen for the Louisville Colonels (1926) and Shaquill and Shaquem Griffin, currently on the Seattle Seahawks.
- Jason and Devin are enshrined in the Rutgers Hall of Distinguished Alumni.



# PATRIOTS PRO BOWL SELECTIONS

## THREE PATRIOTS SELECTED TO NFL PRO BOWL



**JAKE BAILEY**  
1ST SELECTION

Punter Jake Bailey, cornerback Stephon Gilmore and special teams captain Matthew Slater have been selected to represent the New England Patriots in the 2021 NFL Pro Bowl. Due to COVID-19, the 2021 NFL Pro Bowl will be held as a week-long virtual event instead of a football game between conference all-stars.

**Bailey** has earned his first career Pro Bowl invitation. The second-year punter leads the NFL with a net average of 46.1 yards per punt and ranks second in the AFC with an average of 48.7 yards per punt. Bailey also leads the AFC with 24 punts downed inside the opponent 20-yard line. His net and gross punt averages are both on pace to set new single-season franchise records. Bailey's punting in 2020 has also allowed just 46 return yards so far, second in the NFL behind the 38 yards allowed by New Orleans. The Patriots record for fewest punt return yards allowed in a season is 75 in 2007. Bailey also handles kickoff duties and is the primary holder on extra points and field-goal attempts. He is now the second punter in franchise history to earn Pro Bowl honors, joining Rich Camarillo, who was voted to the Pro Bowl in 1983.



**STEPHON GILMORE**  
4TH SELECTION

**Gilmore** is headed to his fourth career Pro Bowl, his third consecutive with the Patriots. The nine-year veteran has started all 11 games he has played at cornerback this season and has totaled 37 tackles, one interception, three passes defended and one forced fumble. In 2019, Gilmore earned the Associated Press NFL Defensive Player of the Year honors. He led the NFL with 20 passes defended and tied for the league with six interceptions.

**Slater** has been named to his ninth career Pro Bowl as a special teams player, extending his record for most special teams Pro Bowl honors in NFL history. Steve Tasker is second with seven. Slater is now tied with John Hannah for the second-most Pro Bowl selections in franchise history, behind the 14 by Tom Brady. The former fifth-round draft pick out of UCLA earned a roster position with the Patriots as a rookie in 2008 with his contributions on special teams. Entering the 2011 season, teammates elected him as their special teams captain. That year, he was also selected to his first Pro Bowl. Since then, he has earned special teams captain honors to start each season and been voted to the Pro Bowl at season's end every year except 2018. Slater has led the Patriots in special teams tackles for seven of his 12 seasons and has five special teams tackles in 2020.



**MATTHEW SLATER**  
9TH SELECTION





---

# INDIVIDUAL AND TEAM NOTES

---





# ROBERT KRAFT

## CHAIRMAN & CEO

# 6 10

SUPER BOWL  
WINS

CONFERENCE  
TITLES

THE MOST BY ANY SINGLE OWNER IN  
PRO FOOTBALL HISTORY

**FASTEST OWNER IN NFL  
HISTORY TO REACH**

# 300 WINS

# 23-YEAR

SEASON TICKET HOLDER  
BEFORE BUYING THE TEAM IN 1994



Under Kraft's leadership since he purchased the team in 1994, the Patriots have experienced one of the most dramatic turnarounds in the history of sports.

Kraft has led the two most dominant decades in NFL history in terms of overall wins – 141 (2010-19) and 126 (2000-09).

Mr. Kraft is the most successful owner since he purchased the team in 1994 in terms of wins (330), division titles (19), winning percentage (.690), playoff wins (33), playoff seasons (21).



Since Robert Kraft purchased the team in 1994, the Patriots have experienced one of the most dramatic turnarounds in the history of sports. In his 26 seasons of ownership, he has transformed one of the league's least successful clubs into what many observers view as a model NFL franchise. In the five seasons immediately preceding his purchase (1989-93), the Patriots were a moribund team, winning just 19 of 80 games (.238 pct.), logging the worst record in the NFL over that span. When he bought the franchise on Jan. 21, 1994, Kraft announced his intention to bring a championship to New England, a tall order considering the team's previous success rate. But under Kraft's leadership, the Patriots have won more division titles (19), conference crowns (10) and Super Bowl championships (6) than any other NFL team. Additionally, the Patriots have achieved the most winning seasons (23) and have the fewest losing seasons (2) since Kraft assumed ownership beginning in 1994. Super Bowl LIII was the 10th Super Bowl appearance since Kraft purchased the team, a period during which no other team has appeared in more than four Super Bowls. In Kraft's 26 seasons, the Patriots have qualified for the playoffs 21 times, more than doubling the franchise's accomplishments during its first 34 seasons. Kraft earned his 23rd winning season in 26 years of owning the franchise in 2019.



## SINCE ROBERT KRAFT PURCHASED THE TEAM IN 1994

### TOTAL VICTORIES SINCE 1994 (REGULAR SEASON)

New England Patriots.....	297
Pittsburgh Steelers.....	273
Green Bay Packers.....	273

### TOTAL VICTORIES SINCE 1994 (INCL. POSTSEASON)

New England Patriots.....	330
Green Bay Packers.....	294
Pittsburgh Steelers.....	293
Indianapolis Colts.....	267

### MOST HOME VICTORIES SINCE 1994 (INCL. POSTSEASON)

New England Patriots.....	188
Green Bay Packers.....	174
Pittsburgh Steelers.....	166
Denver Broncos.....	153

### WINNING PERCENTAGE SINCE 1994 (INCL. POSTSEASON)

TEAM	W	L	T	Pct.
New England Patriots	330	148	0	.690
Pittsburgh Steelers	293	169	2	.634
Green Bay Packers	294	172	2	.630
Indianapolis Colts	267	194	0	.579

### PLAYOFF WINNING PERCENTAGE SINCE 1994

TEAM	W	L	T	Pct.
New England Patriots	33	15	0	.688
Denver Broncos	14	9	0	.609
Baltimore Ravens	15	10	0	.600
Pittsburgh Steelers	20	14	0	.588
New York Giants	10	7	0	.588
San Francisco 49ers	14	10	0	.583

### SUPER BOWL CHAMPIONSHIPS SINCE 1994

New England Patriots.....	6
Denver Broncos.....	3
Baltimore Ravens.....	2
Green Bay Packers.....	2
Pittsburgh Steelers.....	2
N.Y. Giants.....	2

### CONFERENCE CHAMPIONSHIPS SINCE 1994

New England Patriots.....	10
Pittsburgh Steelers.....	4
Denver Broncos.....	4
Los Angeles Rams.....	3
Green Bay Packers.....	3
N.Y. Giants.....	3
San Francisco 49ers.....	3
Seattle Seahawks.....	3

### DIVISION CHAMPIONSHIPS SINCE 1994

New England Patriots.....	19
Green Bay Packers.....	14
Pittsburgh Steelers.....	13
Indianapolis Colts.....	10

### PLAYOFF VICTORIES SINCE 1994

New England Patriots.....	33
Green Bay Packers.....	21
Pittsburgh Steelers.....	20
BAL/IND/PHI.....	15

### PLAYOFF VICTORIES ALL TIME

Rooney Family, Pittsburgh (1933-present).....	36
Green Bay Packers (1919-present).....	35
Robert Kraft, New England Patriots (1994-present).....	33

### PLAYOFF GAMES PLAYED SINCE 1994

New England Patriots.....	48
Green Bay Packers.....	38
Pittsburgh Steelers.....	34
Indianapolis Colts.....	31

### PLAYOFF SEASONS SINCE 1994

New England Patriots.....	21
Green Bay Packers.....	20
Indianapolis Colts.....	17
Pittsburgh Steelers.....	17

## DYNASTY VS. DYNASTY

Of all of the great teams throughout the Super Bowl era, the New England Patriots and the San Francisco 49ers have set a standard of extended excellence above all of the others.

### 49ERS (1981-98)

### PATRIOTS (2001-2019)

5.....	Super Bowl Appearances.....	9
5.....	Super Bowl Titles.....	6
10 in 18 years.....	Conference Title Games.....	13 in 19 years
22-11 (.667).....	Playoff Record.....	30-11 (.732)
13.....	Division Titles.....	17
16.....	Playoff Seasons.....	17
207-72-1 (.741).....	Regular Season Record.....	232-72 (.763)
108.....	Pro Bowl Selections.....	94
21 in 18 years.....	Home Playoff Games.....	24 in 19 years
13 in 18 years.....	First-Round Byes.....	13 in 19 years
4 in 18 years.....	Playoff One-and-Dones.....	3 in 19 years
122 (1990-99).....	Most Wins in a Decade.....	141 (2010-19)

	Pre-Kraft 1960-93	Pre-Kraft 1989-93	Kraft Era 1994-20
Overall Record	225-276-9	19-61	330-148
Winning Pct.	.450	.238	.693
Super Bowl Titles	0	0	6
Conference Titles	1	0	10
Division Titles	3	0	19
Playoff Seasons	6	0	21
Playoff Record	4-6	--	33-15
Home Playoff Games	1	0	27
Home Playoff Record	0-1	--	23-4







# ROBERT KRAFT

## CHAIRMAN & CEO

### TEN CONFERENCE TITLES

The 2018 AFC Championship marked the 10th conference championship for Robert Kraft as Patriots owner. His 10 conference crowns are more than any other owner in NFL history in the Super Bowl Era (since 1966).

#### MOST CONFERENCE CHAMPIONSHIPS BY AN OWNER IN SUPER BOWL ERA

Owner	TEAM	#	SEASONS	SUPER BOWL APPEARANCES
Robert Kraft	New England	10	1996, 2001, 2003, 2004, 2007 2011, 2014, 2016, 2017, 2018	XXXI, XXXVI, XXXVIII, XXXIX, XLII, XLVI, XLIX, LI, LII, LIII
Pat Bowlen	Denver	7	1986, 1987, 1989, 1997, 1998, 2013, 2015	XXI, XXII, XXIV, XXXII, XXXIII, XLVIII, 50
Jack Kent Cooke	Washington	5	1972, 1982, 1983, 1987, 1991	VII, XVII, XVIII, XXII, XXVI
Al Davis	Oakland/L.A. Raiders	5	1967, 1976, 1980, 1983, 2002	II, XI, XV, XVIII, XXXVII
Eddie DeBartolo	San Francisco	5	1981, 1984, 1988, 1989, 1994	XVI, XIX, XXIII, XXIV, XXIX
Clint Murchison	Dallas	5	1970, 1971, 1975, 1977, 1978	V, VI, X, XII, XIII
Packers Stockholders	Green Bay	5	1966, 1967, 1996, 1997, 2010	I, II, XXXI, XXXII, XLV
Joe Robbie	Miami	5	1971, 1972, 1973, 1982, 1984	VI, VII, VIII, XVII, XIX

#### A WINNING TRADITION I

Robert Kraft won his 300th game overall as owner of the New England Patriots against Miami on Sept. 30, 2018. Kraft reached the milestone in his 25th NFL season and in his 432nd game, the fastest an owner has reached the milestone. Al Davis of Oakland/Los Angeles accomplished the feat in 495 games (31 seasons) while Pat Bowlen of Denver reached 300 career wins in 501 games (30 seasons).

#### A WINNING TRADITION II

Kraft's winning percentage with the Patriots (.690) since taking over the team in 1994 is the highest among all owners/ownership groups with at least 200 wins (regular and postseason) with one team. He is one of just four owners with at least 200 wins and a winning percentage over .600.

Owner	Team	Years	Winning Pct.
Robert Kraft	Patriots	1994-present	.690
Eddie DeBartolo, Jr.	49ers	1977-1999	.636
Clint Murchison, Jr.	Cowboys	1960-1983	.634
Joe Robbie	Dolphins	1966-1989	.609
Pat Bowlen	Broncos	1984-2018	.596

#### ALL-TIME POSTSEASON WINS

Robert Kraft has 33 career postseason wins, which are the third-most in NFL history.

OWNERSHIP	YEARS	WINS
The Rooney Family, Pittsburgh (1933-present)	88	36
Green Bay Packers (1919-present)	102	35
<b>Robert Kraft, New England (1994-present)</b>	<b>27</b>	<b>33</b>
The Mara Family, N.Y. Giants (1925-present)	96	24
Eddie DeBartolo, Jr., San Francisco (1977-1999)	23	22
Al Davis, Oakland/Los Angeles (1972-2011)	40	21
Pat Bowlen, Denver (1984-2018)	35	21

#### KRAFT PASSES OTHER OWNERS

The Patriots have 330 wins overall under Robert Kraft. He has produced more victories than every other Patriots owner combined. Under Kraft, the Patriots are 330-148 overall since he purchased the team in 1994. Kraft's predecessors in the owner's office went 225-276-9 in the 34 years prior to his purchase of the team.

#### CONTINUITY BREEDS SUCCESS

New England is the first team in NFL history to win six Super Bowls with the same owner (Robert Kraft), head coach (Bill Belichick) and quarterback (Tom Brady).

#### PATRIOTS IN THE PLAYOFFS

The Patriots have qualified for the playoffs 27 times in their 60-year history. Twenty-one of those playoff berths have come in the 26 seasons since Robert Kraft purchased the team in 1994, a dramatic contrast to the six total playoff berths the team earned in its first 34 years of existence. The Patriots have won 22 division crowns, including 17 in the last 19 seasons and 19 of which have come since Robert Kraft's purchase in 1994.

#### PATRIOTS PLAYOFF SEASONS (27)

Year	How Qualified	Seed	Rec.	Result
2019	Division Champions	3	0-1	Wild Card Round
2018	Division Champions	2	3-0	Super Bowl Champions
2017	Division Champions	1	2-1	AFC Champions
2016	Division Champions	1	3-0	Super Bowl Champions
2015	Division Champions	2	1-1	AFC Championship Game
2014	Division Champions	1	3-0	Super Bowl Champions
2013	Division Champions	2	1-1	AFC Championship Game
2012	Division Champions	2	1-1	AFC Championship Game
2011	Division Champions	1	2-1	AFC Champions
2010	Division Champions	1	0-1	AFC Divisional Round
2009	Division Champions	3	0-1	Wild Card Round
2007	Division Champions	1	2-1	AFC Champions
2006	Division Champions	4	2-1	AFC Championship Game
2005	Division Champions	4	1-1	AFC Divisional Round
2004	Division Champions	2	3-0	Super Bowl Champions
2003	Division Champions	1	3-0	Super Bowl Champions
2001	Division Champions	2	3-0	Super Bowl Champions
1998	Wild Card	6	0-1	Wild Card Round
1997	Division Champions	3	1-1	AFC Divisional Round
1996	Division Champions	2	2-1	AFC Champions
1994	Wild Card	5	0-1	Wild Card Round
1986	Division Champions	3	0-1	AFC Divisional Round
1985	Wild Card	5	3-1	AFC Champions
1982*	16-Team Format	7	0-1	First Round
1978	Division Champions	2	0-1	AFC Divisional Round
1976	Wild Card	4	0-1	AFC Divisional Round
1963	Division Champions	--	1-1	AFL Championship Game

\*Strike Year | Bold indicates Kraft era

37-21 Record

#### A MODEL OF CONSISTENCY

Since Kraft took ownership of the team in 1994, the Patriots have had just three head coaches - Bill Parcells (1994-96), Pete Carroll (1997-99) and current head coach Bill Belichick (2000-present). The only team with fewer head coaches since 1994 is the Pittsburgh Steelers, who have had two: Bill Cowher (1992-2006) and Mike Tomlin (2007-present).

#### FEWEST HEAD COACHES SINCE 1994

Pittsburgh.....	2
New England.....	3
Baltimore Ravens*.....	3
NFL average.....	7.3

\*Since 1996

#### AFC EAST HEAD COACHES SINCE 1994

New England.....	3
N.Y. Jets.....	9
Buffalo.....	10
Miami.....	12



# PATRIOTS POINTS OF INTEREST IN 2020

## TEAM - POINTS OF INTEREST

- The Patriots are tied with Pittsburgh for the most Super Bowl wins with six.
- The Patriots have played in 11 Super Bowls, the most by any team in NFL history.
- The Patriots are third in NFL history with 15 Conference Championship Game appearances, one behind the 16 by Pittsburgh and San Francisco.
- The New England Patriots have 37 postseason victories, the most in NFL history. Pittsburgh is second with 36 playoff wins all-time.
- The Patriots qualified for the playoffs for 11 straight seasons (2009-19), the longest streak in NFL history. Dallas and Indianapolis are tied for second with nine consecutive seasons with a playoff berth.
- The Patriots won an NFL record 11 straight division titles from 2009-19. The Los Angeles Rams are second with seven straight division titles (1973-79).
- The New England Patriots earned seven No. 1 seeds, behind Denver (8) and San Francisco (9) since playoff seeding began in 1975.
- The Patriots earned a first-round playoff bye an NFL-best 14 times since the current playoff format was instituted in 1990. Pittsburgh and San Francisco are second with nine byes since 1990. New England is the only team in NFL history with nine straight first-round byes (2010-18).
- The Patriots have played in 58 postseason games, tied with Green Bay for third all-time. They need to play in two more to become the third NFL team to play in 60 postseason games, joining Dallas (63) and Pittsburgh (61).

## TEAM - POINTS OF INTEREST (CONT.)

- The Patriots had a streak of 19 straight seasons (2001-19) with a record of .500 or better, second all-time behind the 21 seasons by Dallas (1965-85).
- The Patriots posted a winning record for 19 straight seasons (2001-19), the most since the 1970 merger and the second-most all-time, behind Dallas with 20 straight winning seasons (1966-85).
- The Patriots won at least 10 regular season games an NFL-best 17 consecutive seasons (2003-19). San Francisco is second with 16 (1983-98).
- The Patriots have 34 winning seasons since 1970, second all-time behind the 37 winning seasons by Pittsburgh.
- New England has 27 undefeated months since 2000, the most in the NFL over that span. Indianapolis is second with 17 undefeated months during that time.
- The Patriots finished the 2019 season with 420 points, their 13th straight season with 400 or more points (2007-19), an NFL record. The San Diego Chargers previously held the record by scoring at least 400 points in eight straight seasons from 2004-11. The New Orleans Saints have the second-longest active streak, scoring 400 points for their ninth straight season in 2019.
- The Patriots have tallied seven safeties since 2015, second to the eight by Indianapolis over the last six season. The Los Angeles Rams and Seattle Seahawks are third with six safeties since 2015.





## 2020 TEAM NOTES

### PATRIOTS 2020 CAPTAINS

The New England Patriots 2020 team captains were elected by their teammates:



#### OFFENSE

- C David Andrews, QB Cam Newton & RB James White

#### DEFENSE

- LB Ja'Whaun Bentley, DL Lawrence Guy, DB Devin McCourty, CB Jason McCourty

#### SPECIAL TEAMS

- WR Matthew Slater

Devin McCourty and Matthew Slater were chosen captains for the 10th consecutive season. Andrews is a captain for the fourth straight year, and White was elected for the third time. Bentley, Guy, Jason McCourty and Newton are all first-time Patriots captains.

#### EIGHT PATRIOTS BEGAN THEIR COLLEGE CAREERS PLAYING A DIFFERENT POSITION:

**ADAM BUTLER** – Moved from an offensive lineman to a defensive lineman after his freshman year at Vanderbilt.

**JULIAN EDELMAN** – Moved from a college quarterback at Kent State to an NFL wide receiver and a punt returner.

**JAKOB JOHNSON** – Moved from a college linebacker and tight end at Tennessee to an NFL fullback.

**BRANDON KING** – Moved from safety and defensive end to a linebacker while at Auburn.

**JAKOBI MEYERS** – Moved from a quarterback during his first year at North Carolina State to a wide receiver.

**GUNNER OLSZEWSKI** – Moved from a defensive back at Bemidji State to an NFL wide receiver and kick returner.

**MIKE ONWENU** – Onwenu began his collegiate career at Michigan as a defensive lineman before switching to offensive line following his freshman season.



Patriots QB Jarrett Stidham and RB Damien Harris were youth football teammates for one season and went undefeated in the Madison County (Ky.) Youth Football League in 2003. Stidham then moved to Texas, but the duo stayed in touch over the years and even competed against one another in college before both were drafted by the Patriots in 2019.

## OFFENSE

THE PATRIOTS OFFENSE  
HAS ECLIPSED  
**200 YARDS  
RUSHING  
IN A SINGLE GAME  
16 TIMES  
UNDER BILL BELICHICK**



- The Patriots rushed for 217 yards in Week 1 vs. Miami and for 250 yards in Week 3 vs. Las Vegas. The Patriots have also rushed for 200 yards twice in a single season under Belichick in 2004, '08, '10, '12, '14 and '18 but never three times in a single year.
- The Patriots 6.59 yards per carry average vs. Las Vegas in Week 3 was their highest since 7.06 vs. Green Bay on Dec. 19, 2010. It marked the 11th time under Bill Belichick that the Patriots have averaged at least six yards per carry in a single game.



### PUT A RUSH ON THAT

The Patriots have rushed for 2,035 yards in 2020 and rank sixth in the NFL at 145.4 yards per game. The offense is on pace to finish with 2,326 yards rushing, which would rank fifth in team history.

#### PATRIOTS MOST RUSHING YARDS IN A SINGLE SEASON

Season	Rushing Yards	Avg. per Game
1978	3,165	197.8
1976	2,948	184.3
1983	2,605	162.8
1985	2,331	145.7
1977	2,303	164.5



# PATRIOTS TEAM NOTES

## RUSHING TOWARD THE RECORD BOOKS

The New England offense has scored 19 rushing touchdowns through 14 games in 2020, tied with the L.A. Rams for fifth in the NFL. The Patriots rushing attack is on pace to finish the season with 22 rushing touchdowns, which would be fifth in team history.

## MOST RUSH TDS IN A SEASON IN PATRIOTS HISTORY

Season	Rush TDs
1978	30
2012	25
1976	24
1981	23

## PENALTY-FREE FOOTBALL

The Patriots have committed an NFL-low 52 penalties through 14 games this season (on pace for 59) and set a team record by not committing an offensive foul through the first three games of the year. The Patriots ended a streak of 226 straight offensive plays without a penalty at Kansas City (10/5). The Patriots average of 3.7 penalties per game is the lowest since the St. Louis Cardinals averaged 3.21 penalties per game in 1965.

## FEWEST PENALTIES IN A 16-GAME SEASON

Season	Team	Penalties
2012	Atlanta Falcons	55
2008	New England Patriots	57
2010	Atlanta Falcons	58
2007	Seattle Seahawks	59
1992	New Orleans Saints	60

## MEYERS JOINS SELECT WR CLUB

Jakobi Meyers became the third wide receiver to throw a touchdown pass under head coach Bill Belichick in the regular season with a 24-yard touchdown pass vs. Baltimore (11/15/20). David Patten threw a 60-yard TD pass at Indianapolis (10/21/01) and Julian Edelman threw a 15-yard TD pass to WR Phillip Dorsett at Philadelphia (11/17/19).

## DEFENSE

- The Patriots defense has scored two touchdowns through 14 games in 2020. DB Devin McCourty returned an interception 43 yards for a score in Week 2 at Seattle and DL Deatrich Wise Jr. recovered a strip-sack fumble in the end zone for his first career TD in the Week 3 win vs. Las Vegas.
- The Patriots have scored 11 non-offensive touchdowns since the start of the 2019 season, most in the NFL during that span. In 2019, the Patriots had seven non-offensive touchdowns - two fumbles, two blocked punts, and three interceptions for touchdowns. The Patriots record for most non-offensive touchdowns in a single season is nine in 1961 and 2010.



## PICKING OFF THE COMPETITION

The Patriots defense has recorded 16 interceptions in 2020, tied with Miami and Kansas City for second, behind the 17 by Pittsburgh. The 2019 Patriots defense led the NFL with 25 interceptions.

## MOST INTERCEPTIONS - SINGLE SEASON IN TEAM HISTORY

Season(s)	Interceptions
1964	31
1963 & 2003	29
1960, 1962, 2010 & 2019	25
1974, 1980 & 1998	24

## A SHUTDOWN SHUTOUT

The Patriots earned their 29th shutout in franchise history and 12th under Bill Belichick with the 45-0 victory over the L.A. Chargers on Dec. 6, 2020. New England now has three 30-plus point road shutout wins over the last two seasons: a 43-0 win at Miami (9/15/19), a 33-0 win at N.Y. Jets (10/21/19) and the 45-0 victory over the Chargers in Week 13.

## SPECIAL TEAMS

### A SPECIAL NIGHT FOR SCORING

The Patriots scored two touchdowns on special teams at the L.A. Chargers on Dec. 6. WR Gunner Olszewski scored on a 70-yard punt returned and DB Cody Davis blocked a field goal that was returned 44 yards for a touchdown by DB Devin McCourty. It marked the third game under Bill Belichick and fifth time since the 1970 AFL-NFL merger that the Patriots have scored twice on special teams. Both special teams scores occurred in the second quarter, the second time in team history that has occurred. New England also scored multiple special teams touchdowns in a single quarter at Baltimore on Nov. 23, 1980 (4TH QT).

### MULTIPLE SPECIAL TEAMS SCORES IN A SINGLE GAME UNDER BILL BELICHICK

The Patriots also scored two special teams touchdowns at Chicago (10/21/18) with a 95-yard kickoff return by WR Cordarrelle Patterson and a 29-yard return of a blocked punt by LB Kyle Van Noy.

On Oct. 4, 2010, at Miami, WR Brandon Tate returned a kickoff 103 yards for a score and CB Kyle Arrington returned a blocked field goal 35 yards for a touchdown.

### A RARE OCCURRENCE

In the Week 13 win over the L.A. Chargers (12/6), the Patriots became the sixth team in NFL history with both a punt returned for a touchdown and a blocked field goal returned for a touchdown in the same game. It was the first such occasion since Baltimore in Week 12 of the 2015 season.

## ARCHIVED TEAM NOTES

### TWO DECADES OF DOMINANCE

The Patriots finished the 2010s with 125 regular season and 16 postseason wins, (141 total), the most ever in a single decade.

### TEAMS OF THE DECADES

Team	Years	Reg. Season	Postseason	Total
New England	2010-19	125-35 (.781)	16-7 (.696)	141-42 (.770)
New England	2000-09	112-48 (.700)	14-4 (.778)	126-52 (.708)
Indianapolis	2000-09	115-45 (.719)	9-8 (.529)	124-53 (.701)
San Francisco	1990-99	113-47 (.706)	9-7 (.563)	122-54 (.693)



# PATRIOTS TEAM NOTES

## TRIUMPH IN THE 2000S

The Patriots record of 273-102 (.728) since Bill Belichick became head coach in 2000 is the best in the NFL over that span. Only four NFL teams have posted a winning percentage of .600 or better and the Patriots are the only team over .700.

### BEST RECORDS SINCE 2000 (INCLUDING POSTSEASON)

Team	W	L	T	Pct.
New England	273	102	0	.728
Pittsburgh	231	126	2	.646
Green Bay	221	137	2	.617
Indianapolis	220	140	0	.611
Baltimore	214	144	0	.596

## AFC EAST SUPREMACY

The New England Patriots own a 93-27 (.775) record in regular season AFC East games since the beginning of the 2001 season, compiling the best intra-division record of any team in the NFL.

### NFL'S TOP DIVISIONAL RECORDS SINCE 2001

Team	W	L	T	Pct.
New England	93	27	0	.775
Pittsburgh	86	36	1	.703
Green Bay	82	37	2	.686
Indianapolis	82	39	0	.678

### AFC EAST DIVISIONAL RECORDS SINCE 2001

Team	W	L	T	Pct.	Div. Titles	Years
New England	93	27	0	.775	17	2001, 03-07, 09-19
Miami	52	69	0	.430	1	2008
N.Y. Jets	50	71	0	.413	1	2002
Buffalo	47	73	0	.392	1	2020

The New England Patriots have won 16 division titles and have 16 playoff berths since realignment in 2002, most in the NFL.

### MOST DIVISION TITLES SINCE 2002 REALIGNMENT

Team	Division Titles	Playoff Berths
New England	16	16
Green Bay	11	14
Indianapolis	9	13
Seattle	8	14
Pittsburgh	8	12
Philadelphia	8	11

## MOST DIVISION TITLES IN A DECADE

The New England Patriots won 10 division titles in the 2010s, the most ever by a team in a single decade. The Patriots also won 11 straight division crowns overall from 2009-19, an NFL record.

### MOST DIVISION TITLES IN A DECADE

Team	Decade	Division Titles
New England	2010-19	10
Minnesota	1970-79	8
New England	2000-09	7
San Francisco	1980-89	7
Dallas	1970-79	7
L.A. Rams	1970-79	7
Pittsburgh	1970-79	7
Cleveland	1950-58	7

## CONSECUTIVE DIVISION TITLES

Team	Division	Consec. Titles
New England	AFC East	11
Kansas City	AFC West	5
New Orleans	NFC South	3

## ALL-TIME WINNING SEASONS

The Patriots have 34 seasons in which the team has finished above .500 since the 1970 merger, second only to the Pittsburgh Steelers (37). New England also leads the NFL with 19 consecutive winning seasons since 2001, the only NFL team to post a winning record every year since 2001.

### MOST WINNING SEASONS SINCE THE 1970 MERGER

Team	Seasons
Pittsburgh	37
New England	34
Dallas	33
Minnesota	31
Miami	31
Denver	29

### MOST WINNING SEASONS SINCE 2001

Team	Seasons
New England	19
Pittsburgh	15
Green Bay	15
Seattle	15
Baltimore	14
Indianapolis	14
Philadelphia	13

## MOST CONSECUTIVE SEASONS AT .500

### MOST CONSECUTIVE SEASONS WITH A .500 RECORD OR BETTER

Team	Seasons	Consecutive Seasons
Dallas	1965-85	21
New England	2001-2019	19
Cleveland	1957-73	17

## 17 STRAIGHT 10-WIN SEASONS

New England reached at least 10 regular season wins for 17 consecutive seasons (2003-19), most since the 1970 merger.

### MOST CONSECUTIVE 10-WIN SEASONS

Team	Years	Consec. Seasons w/10+ Wins
New England	2003-19	17
San Francisco	1983-18	16
Indianapolis	2002-10	9
Dallas	1975-81	7





# PATRIOTS TEAM NOTES

## TEN STRAIGHT 11-WIN SEASONS

The Patriots won 11 games 21 times in team history, including an NFL-record 10 consecutive seasons from 2010-19. The Patriots have had 11 or more wins 16 times in Robert Kraft's 26 seasons of ownership after having only four 11-win seasons prior to Kraft purchasing the team (1976, '78, '85 & '86).

## MOST 11-WIN SEASONS SINCE 1970 MERGER

Team	11+ Win Seasons
New England.....	21
Pittsburgh .....	18
Dallas.....	17
San Francisco .....	16
Denver .....	15

## MOST CONSECUTIVE 11-WIN SEASONS

Team	Years	Consec. Seasons w/11+ Wins
New England .....	2010-19 .....	10
Indianapolis.....	2003-09 .....	7
Dallas.....	1976-81 .....	6
San Francisco .....	1994-98.....	5

## SEASONS WITH A DOZEN W'S

The Patriots have 13 seasons of 12 or more wins since 1970, second-most in the NFL over that span.

## MOST 12-WIN SEASONS SINCE 1970 MERGER

Team	12+ Win Seasons
San Francisco.....	14
New England .....	13
Dallas .....	12
Denver .....	11
Pittsburgh.....	10

## FLOATING ABOVE .500

Since 2001, the New England Patriots have held a record below .500 for only 21 weeks, fewest in the NFL over that span.

## FEWEST WEEKS UNDER .500 SINCE 2001

Team	Weeks Under .500
New England.....	21
Pittsburgh.....	63
Baltimore.....	67
Green Bay .....	70
Denver .....	87

## MOST WINS AMONG ORIGINAL AFL TEAMS

The Patriots have the most overall wins among the original eight AFL teams.

## OVERALL VICTORY TOTAL OF ORIGINAL AFL TEAMS (INCLUDING PLAYOFFS)

Team	W	L	T
New England	555	424	9
Denver	511	451	10
Kansas City	507	443	12
Las Vegas	505	458	11
L.A. Chargers	469	480	11
Tennessee	467	495	6
Buffalo	450	503	8
N.Y. Jets	421	526	8

## TOP 3 IN WINS SINCE 1960

Since the Patriots franchise began play in 1960, they have the third-most wins in professional football.

## MOST WINS IN PRO FOOTBALL SINCE 1960 (INCLUDING PLAYOFFS)

Team	W	L	T
Pittsburgh Steelers	567	410	10
Dallas Cowboys	560	425	6
New England Patriots	555	424	9
Green Bay Packers	551	415	15

## NFL'S BEST AT HOME

Since Gillette Stadium opened in 2002, the Patriots own the NFL's best record at home. The Patriots hold a 125-25 (.833) record at home in regular season games and a 144-29 (.832) record including playoffs. The Patriots are an NFL-best 188-53 at home since 1994, the year Robert Kraft purchased the team.

## BEST HOME RECORDS SINCE 2002 (INCLUDING PLAYOFFS)

Team	W	L	T	Pct
New England	144	29	0	.832
Pittsburgh	115	46	1	.713
Seattle	115	47	0	.710
Indianapolis	113	49	0	.698
Green Bay	113	47	2	.704

## ROAD WARRIORS

Since the start of the 1994 season when Robert Kraft purchased the team, the Patriots have the best regular season road record in the NFL. New England has finished undefeated on the road twice (2007 and 2016).

## BEST ROAD RECORDS SINCE 1994

Team	W	L	T	Pct
New England	132	84	0	.611
Pittsburgh	120	94	1	.560
Green Bay	111	104	0	.516
Indianapolis	110	105	0	.512

## WINNING THE CLOSE ONES

Since 2001, New England owns the NFL's best record (including postseason) in games decided by three points or fewer. New England is 7-2 in those close games in the playoffs.

## BEST RECORD IN GAMES DECIDED BY 3 POINTS OR FEWER SINCE 2001 (INCLUDING PLAYOFFS)

Team	W	L	T	Win Pct
New England	44	20	0	.688
Indianapolis	50	27	0	.649
Seattle	46	34	1	.574
Denver	43	33	0	.566
N.Y. Jets	36	30	0	.545
New Orleans	44	37	0	.543



# PATRIOTS TEAM NOTES

## INTER-CONFERENCE RECORD

The New England Patriots own a 59-17 (.776) record vs. NFC teams since realignment in 2002, the best inter-conference record in the NFL during that time.

### NFL'S BEST INTER-CONFERENCE RECORD SINCE 2002

Team	W	L	T	Pct.
New England	59	17	0	.776
Pittsburgh	51	24	1	.678
Indianapolis	49	27	0	.645
Baltimore	46	29	0	.613

## MODEL OF CONSISTENCY

The New England Patriots have had only one head coach since 2000, showing a level of stability unparalleled in the AFC East.

### HEAD COACHES IN AFC EAST SINCE 2000

Team	Head Coaches
New England	1
N.Y. Jets	6
Buffalo	10
Miami	10

## OFFENSE

### 400-POINT SEASONS

The Patriots extended their NFL record to 13 straight seasons with at least 400 total points (2007-19) after finishing seventh in the NFL in 2019 with 420 total points. The Chargers previously held the record by scoring at least 400 points in eight consecutive seasons from 2004-11. New Orleans has a current streak of nine straight seasons with 400 points.

### PROTECTING THE BALL

Since 2008, the Patriots lead the NFL with 82 regular season games without turning the ball over. The Patriots are 72-10 in those games.

### ZERO TURNOVER GAMES (SINCE 2008)

New England	82
Green Bay	81
Kansas City	69
Seattle	61
Indianapolis	60
San Francisco	59
Baltimore	58

### BALL SECURITY PAYS OFF

Since 2001, the Patriots are an NFL-best 145-26 when not throwing an interception.

### ZERO INT GAMES

Team	Games with No Ints	W-L-T	Win Pct.
New England	171	145-26-0	.848
Kansas City	158	109-49-0	.690
Green Bay	157	127-28-2	.815
Seattle	148	108-39-1	.733
Jacksonville	144	82-62-0	.569

### RUSH TO VICTORY

Since 2000, New England is 53-3 in the regular season when a Patriot eclipses 100 yards rushing. The only losses during the Bill Belichick era came in a 29-28 loss at Miami (12/20/04) when Corey Dillon rushed for 121 yards, at Kansas City (10/05/20) when Damien Harris had 100 yards rushing in a 26-10 loss and a 24-21 defeat at Buffalo (11/01/20) when Harris had 102 yards rushing.

## DEFENSE

### FORCING THE ISSUE

The Patriots lead the NFL with a plus-226 turnover margin since 1994.

### NFL TURNOVER MARGIN SINCE 1994

New England	+226
Kansas City	+163
Green Bay	+115

### MOST SAFETIES SINCE 2015

New England is second with 7 safeties since 2015.

Indianapolis	8
New England	7
St. Louis/L.A. Rams	6
Seattle	6

## SPECIAL TEAMS

### BLOCKED PUNT RECORD

New England set a new team record in 2019 with four blocked punts, most in the NFL since the 2014 Philadelphia Eagles also blocked four punts. The 1986 Patriots previously held the team record with three blocked punts. The NFL record for most blocked punts in a season is six by the 1990 Kansas City Chiefs.

### MOST BLOCKED KICKS SINCE 2014

The Patriots lead the NFL lead with 20 blocked kicks since 2014.

New England	20 (9 FGs, 3 XPs & 8 Punts)
Philadelphia	19
Denver	16
Miami	16
Baltimore	15



# PATRIOTS TEAM NOTES

# 2019

## DEFENSE HAD A HISTORIC SEASON

- The Patriots finished with the **NO. 1 RANKED OVER-ALL DEFENSE IN THE NFL** for the first time in team history in 2019. The Patriots finished in the top-10 in defense 15 other times, but never No. 1.
- The team finished with the **NO. 1 RANKED SCORING DEFENSE** last year by allowing 14.1 points per game. The Patriots finished first in that category two other times in team history, allowing 15.6 points per game in 2016 and 14.9 points per game in 2003.
- The **NFL-LOW 225 POINTS ALLOWED** in 2019 were the fewest the team has ever allowed in a 16-game schedule. The previous low was 237 in 2006.
- The 2019 Patriots finished first in the NFL with **25 INTERCEPTIONS** and tied for sixth with 47 sacks.
- New England led the NFL with a **PLUS-21 TURNOVER MARGIN**.

## DOWNRIGHT OFFENSIVE

- The Patriots scored **SEVEN NON-OFFENSIVE TOUCHDOWNS** in 2019. They returned two blocked punts, three interceptions and two fumbles for touchdowns. The Patriots record for most non-offensive touchdowns in a season is nine in 2010 and 1961.

## THIRD-DOWN DOMINANCE

The Patriots defense held opposing offenses to 47-of-195 (24.1 pct.) on third down in 2019 - the **FEWEST THIRD-DOWN CONVERSIONS ALLOWED AND THE LOWEST CONVERSION PERCENTAGE IN NFL HISTORY**.



## THE SCORING TOUCH

- The 2019 Patriots defense limited opponents to 20 touchdowns becoming the **20TH NFL TEAM TO ALLOW 20 OR FEWER DEFENSIVE TOUCHDOWNS** in a season since the league went to a 16-game schedule in 1978. The 2000 Baltimore Ravens and 1986 Chicago Bears had the fewest ever with 16 touchdowns.
- In allowing **14.1 POINTS PER GAME**, the Patriots defense reached its 13th season under Bill Belichick allowing fewer than 20 points per game. That mark is tied with Baltimore for most seasons since 2000 allowing under 20 points per game.

## SEASONS ALLOWING 20 POINTS PER GAME OR FEWER SINCE 2001

Team	Seasons	Years
New England	13	2001, 03-04, 06-10, 14-17, 19
Baltimore	13	2001, 03-06, 08-11, 14, 17-19
Pittsburgh	12	2001, 04-08, 10-12, 15, 17, 19
Miami	8	2001-03, 05-06, 08, 11-12
Chicago	8	2001, 2005-06, 10, 12, 17-19
Denver	8	2003-06, 12, 15-16, 19
Seattle	8	2005, 07, 11-16
Jacksonville	8	2001-02, 04-07, 17-18



# PATRIOTS HOME DOMINANCE



## REGULAR SEASON HOME RECORD SINCE 2002

Team	W	L	T	Pct.
New England	125	25	0	.833
Baltimore	110	41	0	.728
Pittsburgh	108	42	1	.719
Green Bay	107	42	2	.715
Seattle	105	46	0	.695
Indianapolis	105	46	0	.695

## HOME PLAYOFF RECORD SINCE 2002

Team	W	L	Pct.
Seattle	10	1	.909
New England	19	3	.864
Indianapolis	8	3	.727
Denver	6	3	.667
Pittsburgh	7	4	.636

## HOME RECORD SINCE 2002 (INCLUDING PLAYOFFS)

Team	W	L	T	Pct.
New England	144	29	0	.832
Pittsburgh	115	46	1	.713
Baltimore	112	45	0	.713
Seattle	115	47	0	.710
Green Bay	113	47	2	.704

## HOME RECORD AFTER HALLOWEEN SINCE 2002 (INCLUDING PLAYOFFS)

Team	W	L	T	Pct.
New England	82	19	0	.812
Baltimore	69	26	0	.726
Indianapolis	70	28	0	.714
Pittsburgh	67	27	1	.711
Seattle	70	30	0	.700

## HOME RECORD VS. NFC SINCE 2002

Team	W	L	T	Pct.
New England	30	8	0	.789
Baltimore	29	8	0	.784
Pittsburgh	29	8	1	.776

## HOME RECORD VS. DIVISIONAL OPPONENTS SINCE 2002

Team	W	L	T	Pct.
New England	47	8	0	.855
Indianapolis	43	13	0	.768
Pittsburgh	43	14	0	.754
Green Bay	40	15	2	.719
Seattle	39	17	0	.696

## POINT DIFFERENTIAL AT HOME SINCE 2002 (INCLUDING PLAYOFFS)

Team	Point Differential
New England	1,862
Baltimore	1,198
Green Bay	1,177
Pittsburgh	1,135
Seattle	1,106

## POINTS ALLOWED PER GAME AT HOME SINCE 2002 (INCLUDING PLAYOFFS)

Team	Point Average
Baltimore	17.0
New England	17.5
Pittsburgh	19.0
Seattle	19.0
Philadelphia	19.5
Green Bay	19.5

## POINTS SCORED PER GAME AT HOME SINCE 2002 (INCLUDING PLAYOFFS)

Team	Point Average
New England	28.2
New Orleans	27.9
Green Bay	26.9
Pittsburgh	25.8
Seattle	25.7
L.A. Chargers	25.6



# INSIDE THE NUMBERS

## TEAM

**2**

Gunner Olszewski returned a punt for a touchdown and made a special teams tackle at L.A. Chargers (12/6/20), joining Julian Edelman (vs. Indianapolis on Nov. 18, 2012) as the only Patriots with a punt returned for a touchdown and a special teams tackle in the same game.

**3**

Julian Edelman had a 49-yard reception and a 33-yard reception at Seattle (9/20). It marked the third time in his career he had two 30-yard receptions in a single game. He also did it at Atlanta (9/29/13) and vs. Seattle (11/13/16).

**5**

The Patriots have rushed for over 170 yards in a game five times in 2020.

**10**

J.C. Jackson leads the NFL with 10 total takeaways (8 interceptions and 2 fumble recoveries).

**16**

J.C. Jackson is second to Miami's Xavien Howard (17) for the most interceptions since 2018 with 16.

**21**

Since 2001, the Patriots have the fewest weeks with a losing record in the NFL with 20. Pittsburgh is second with 63 weeks.

**19**

Entering 2020, the Patriots have gone 19 straight seasons without being swept in a series by a division opponent, extending the longest such streak since the 1970 NFL merger.

**36**

Jake Bailey set a franchise record with 36 punts inside the 20-yard line in 2019. The previous mark was 31 by Lee Johnson (2000) and Ryan Allen (2015).

**46**

Jake Bailey's directional punting in 2020 has allowed just 46 punt return yards in 2020, the second fewest punt return yards allowed in the NFL in 2020.

**46.1**

Jake Bailey is first in the NFL in 2020 with a 46.1 net-yard punting average.

**51**

Nick Folk's 51-yard field goal at N.Y. Jets (11/09) and his 50-yarder vs. Arizona (11/29) are the longest game-winning field goals with no time left in Patriots history. The previous long was 48 yards by Adam Vinatieri in Super Bowl XXXVI vs. the Rams.

**84**

The Patriots have gone 84 straight games (regular season and post-season) scoring in the first half, a NFL record. The Patriots also own the second longest streak at 82 (2006-11) games with a first-half score.

**102-1**

The Patriots are 102-1 all-time at Gillette Stadium when leading at halftime in the regular season.

**158.3**

Julian Edelman has a perfect passing rating in his career.

**408**

Cam Newton has the most rushing first downs by a quarterback in NFL history with 408. Michael Vick is second with 343. His 49 rushing first downs in 2020 are first among all quarterbacks.

**10,824**

Devin McCourty has played the most defensive snaps of any player with 10,694 since he entered the NFL in 2010. Malcolm Jenkins (New Orleans and Philadelphia) is second with 10,753 defensive snaps.

## ROBERT KRAFT

**6**

The number of Super Bowl championships the Patriots have won since Robert Kraft purchased the team in 1994. That mark ties the most in Super Bowl history.

**10**

The number of conference championships the Patriots have won since Robert Kraft purchased the team in 1994, the NFL record for most conference championships as an owner.

**19**

The number of division championships won by the Patriots since Kraft purchased the team in 1994.

**21**

The number of playoff seasons earned by the Patriots in the 26 seasons since Robert Kraft purchased the team.

**48**

The number of playoff games the Patriots have appeared in since 1994, the most in the NFL. Green Bay is second with 36.

**330**

The number of games the Patriots have won since Robert Kraft purchased the franchise in 1994. Prior to Kraft's ownership, the team had won 225 total games in its entire 34-year history from 1960-93.

## BILL BELICHICK

**3**

Bill Belichick's 310 wins (regular season and playoffs combined) ranks third among all-time NFL head coaches.

**4**

Bill Belichick is the first head coach to lead his team to four 500-point seasons (2007, 2010-12).

**6**

Bill Belichick has won six Super Bowls as a head coach, the most Super Bowl wins by a head coach in NFL history.

**7**

The number of 13-win seasons by Bill Belichick, the most among all NFL coaches.

**9**

Bill Belichick has the most conference championships by a head coach with nine.

**12**

Super Bowl LIII was Belichick's 12th Super Bowl overall, nine as a head coach and three as an assistant coach.

**19**

Bill Belichick led the Patriots to 19-straight seasons with a winning record (2001-19), second all-time behind Tom Landry, whose Dallas Cowboys accomplished the feat 20 straight years from 1966-85.

**31**

Bill Belichick has the most postseason wins by an NFL coach with 31. Tom Landry is second with 20 postseason wins.


**50**

Bill Belichick has won at least one game in 50 different stadiums, including regular season and postseason games.





# BILL BELICHICK NEWS & NOTES



## BELICHICK BY THE NUMBERS

**46<sup>TH</sup> COACHING SEASON | 46<sup>TH</sup> NFL SEASON**  
**21<sup>ST</sup> SEASON AS PATRIOTS HEAD COACH**  
**26<sup>TH</sup> HEAD COACHING SEASON**

### **SUPER BOWL WINS (8):**

'86 | '90 | '01 | '03 | '04 | '14 | '16 | '18

### **CONFERENCE TITLES (12):**

'86 | '90 | '96 | '01 | '03 | '04 | '07 | '11 | '14 | '16 | '17 | '18

### **DIVISION TITLES (24):**

'75 | '78 | '86 | '89 | '90 | '96 | '98 | '01 | '03 | '04 | '05  
 '06 | '07 | '09 | '10 | '11 | '12 | '13 | '14 | '15 | '16 | '17 | '18 | '19

**CAREER RECORD: 310-147 (.678)**

**REGULAR SEASON: 279-135 (.674)**

**POSTSEASON: 31-12 (.721)**

**PATRIOTS RECORD: 273-102 (.728)**

Bill Belichick is the only head coach in NFL history to win six Super Bowl titles. He won more regular season games (123) and more games overall (136) during a 10-year stretch (2002-11) than any other coach in NFL history. In 2007, Belichick led the Patriots to the fourth undefeated and untied regular season in NFL history and the first since the NFL established a 16-game schedule in 1978. His 46 consecutive years as an NFL coach are first in NFL history, passing the 45 by Dick LeBeau. The only other NFL coach with at least 40 consecutive NFL coaching seasons is Tom Moore with 41.



## POINTS OF INTEREST

- Bill Belichick has an NFL-best six Super Bowl championships as a head coach and joins George Halas and Curly Lambeau as the only NFL coaches with six championships since the league began postseason play in 1933.
- Belichick is third all-time with 279 career regular season wins, behind Don Shula (328) and George Halas (318).
- Belichick has 310 victories (regular season and playoffs combined), third all-time behind Don Shula (347) and George Halas (324).
- Belichick's 17 division titles are the most by a head coach in NFL history. Don Shula and Tom Landry are second with 13 division crowns.
- Belichick led the Patriots to 19 straight winning seasons (2001-19), one behind Tom Landry with 20 (1966-85).
- Belichick has led his teams to 18 postseason berths as a head coach, tied with Tom Landry for second all-time, behind the 19 by Don Shula.

## 2020 ACCOMPLISHMENTS

- The 2020 season is Belichick's 46th consecutive NFL season as a coach, breaking a tie with Dick LeBeau, who coached in the NFL for 45 straight seasons.
- Belichick coached in his 455th game at L.A. Chargers (12/06), moving past Tom Landry for the third-most games coached, behind the 526 by Don Shula and the 506 by George Halas.



# BILL BELICHICK NEWS & NOTES

## NINE CONFERENCE TITLES ARE THE MOST IN SUPER BOWL ERA

The 2018 AFC Championship was Bill Belichick's ninth conference championship, the most in NFL history during the Super Bowl era (since 1966).

### MOST CONFERENCE CHAMPIONSHIPS BY A HEAD COACH IN SUPER BOWL ERA

HEAD COACH	TEAM	#	SEASONS	SUPER BOWL APPEARANCES
Bill Belichick	New England	9	2001, 2003, 2004, 2007, 2011, 2014, 2016, 2017, 2018	XXXVI, XXXVIII, XXXIX, XLII, XLVI, XLIX, LI, LII, LIII
Don Shula	Baltimore/Miami	6	1968, 1971, 1972, 1973, 1982, 1984	III, VI, VII, VIII, XVII, XIX
Tom Landry	Dallas	5	1970, 1971, 1975, 1977, 1978	V, VI, X, XII, XIII
Joe Gibbs	Washington	4	1982, 1983, 1987, 1991	XVII, XVIII, XXII, XXVI
Bud Grant	Minnesota	4	1969, 1973, 1974, 1976	IV, VII, IX, XI
Marv Levy	Buffalo	4	1990, 1991, 1992, 1993	XXV, XXVI, XXVII, XXVIII
Chuck Noll	Pittsburgh	4	1974, 1975, 1978, 1979	IX, X, XIII, XIV
Dan Reeves	Denver/Atlanta	4	1986, 1987, 1989, 1998	XXI, XXII, XXIV, XXIII

### THE SECOND HIGHEST WINNING PCT.

Bill Belichick's 310 career wins as a head coach are third-most in NFL history and his career winning percentage of .678 is second in NFL history.

### TOP WINNING PERCENTAGE AMONG HEAD COACHES WITH AT LEAST 160 WINS (INCL. POSTSEASON)

Head Coach	Team(s)	Years	W	L	T	Pct.
George Halas	Chicago	1920-29, 33-41, 46-55, 58-67	324	151	31	.682
Bill Belichick	CLE/NE	1991-95, 2000-20	310	147	0	.678
Don Shula	BLT/MIA	1963-95	347	173	6	.666
Curly Lambeau	GB/CHI/WAS	1921-53	229	134	22	.630

NOTE: Winning percentage calculated using current NFL rules, counting a tie as a half-win, half-loss.

### MOVING ON UP

Bill Belichick ranks third all-time in NFL history with 310 career wins.

### MOST WINS BY NFL COACHES

Head Coach	Team(s)	Years	W	L	T
Don Shula	BLT/MIA	1963-95	347	173	6
George Halas	Chicago	1920-29, 33-41, 46-55, 58-67	324	151	31
Bill Belichick	CLE/NE	1991-95, 2000-20	310	147	0
Tom Landry	Dallas	1960-88	270	178	6
Andy Reid	PHI/GB	1999-2020	235	143	1
Curly Lambeau	GB/CHI/WAS	1921-53	229	134	22

### SUPER SUCCESS

Bill Belichick has won six Super Bowls, the most by a head coach.

### MOST SUPER BOWL VICTORIES

Head Coach	Team	Titles	Seasons
Bill Belichick	New England	6	2001, 03-04, 14, 16, 18
Chuck Noll	Pittsburgh	4	1974-75, 78-79
Joe Gibbs	Washington	3	1982, 87, 91
Bill Walsh	San Francisco	3	1981, 84, 88

NOTE: Sorted by most recent championship. Super Bowls have determined the NFL champion since 1966.

### 12 SUPER BOWL APPEARANCES

Super Bowl LIII was Bill Belichick's 12th career Super Bowl appearance, the most appearances by a coach who eventually became a head coach.

### MOST SUPER BOWL APPEARANCES AS A HEAD COACH (INCLUDING YEARS AS AN ASSISTANT)

Bill Belichick	12 (nine as a head coach)
Dan Reeves	7 (four as a head coach)
Don Shula	6 (six as head coach)
Tom Landry	5 (five as a head coach)
Chuck Noll	5 (four as a head coach)
Marv Levy	5 (four as a head coach)

### ELITE COMPANY

Bill Belichick joined George Halas and Curly Lambeau as the only coaches with six NFL championships.

### HEAD COACHES WITH FOUR OR MORE NFL TITLES

Coach	NFL Titles	Championship Teams
Bill Belichick	6	New England (SB XXXVI, XXXVIII, XXXIX, XLIX, LI and LIII)
George Halas	6	Chicago (1921, 33, 40, 41, 46 & 63)
Curly Lambeau	6	Green Bay (1929, 30, 31, 36, 39 & 44)
Vince Lombardi	5	Green Bay (1961, 62, 65, SB I & II)

### POSTSEASON COACHING MARK

Bill Belichick coached in his NFL-record 37th postseason game in the 2017 AFC Divisional Playoff against Tennessee, moving past Tom Landry and Don Shula. He has now coached in 43 postseason games.

### MOST POSTSEASON GAMES AS A HEAD COACH

Head Coach	Team(s)	Games
Bill Belichick	Cleveland/New England	43
Tom Landry	Dallas	36
Don Shula	Baltimore/Miami	36
Andy Reid	Philadelphia/Kansas City	29
Chuck Noll	Pittsburgh	24
Mike Holmgren	Green Bay/Seattle	24
Joe Gibbs	Washington	24



# BILL BELICHICK NEWS & NOTES

## 13 CONFERENCE CHAMPIONSHIP GAME APPEARANCES

Coach Belichick reached his 13th conference championship game as a head coach in 2018 to extend his record for the most since the 1970 merger.

## MOST CONFERENCE CHAMPIONSHIP GAMES AS A HEAD COACH

Head Coach	Conference Championship Games
Bill Belichick .....	13
Tom Landry .....	10
Don Shula .....	7
Chuck Noll .....	7
Andy Reid .....	7
John Madden .....	6
Bill Cowher .....	6

## MOST POSTSEASON WINS

Coach Belichick earned his NFL-record 21st postseason victory after the Patriots defeated the Indianapolis Colts in the 2014 AFC Championship Game. He now has 31 career postseason victories.

## MOST PLAYOFF WINS BY AN NFL HEAD COACH

COACH	TEAM(s)	WINS
Bill Belichick .....	CLE/NE .....	31
Tom Landry .....	Dallas .....	20
Don Shula .....	BLT/MIA .....	19
Joe Gibbs .....	Washington .....	17
Chuck Noll .....	Pittsburgh .....	16

## BEST NFL POSTSEASON WIN PERCENTAGE (MINIMUM 10 GAMES)

HEAD COACH	TEAM	W	L	PCT.
Vince Lombardi	GB/WAS	9	1	.900
Tom Flores	Oakland	8	3	.727
Bill Belichick	CLE/NE	31	12	.721
Bill Walsh	San Francisco	10	4	.714
Joe Gibbs	Washington	17	7	.708
Jimmy Johnson	DAL/MIA	9	4	.692

## POSTSEASON BERTHS

Bill Belichick has led his teams to 18 postseason berths, tied for second all-time among NFL head coaches.

## NFL HEAD COACHES WITH THE MOST POSTSEASON BERTHS

Head Coach	Postseason Appearances
Don Shula .....	19
Bill Belichick .....	18
Tom Landry .....	18

## DIVISION TITLES RECORD

Coach Belichick again guided the Patriots to the AFC East title in 2019. His 17 division titles are the most by a head coach in NFL history. Don Shula and Tom Landry are second with 13 titles.

## MOST CONSECUTIVE DIVISION TITLES

Coach Belichick is the first NFL coach to lead his team to 11 consecutive division titles after claiming another AFC East crown in 2019. Paul Brown (1950-55), Tom Landry (1966-71), Bud Grant (1973-78) and Chuck Noll (1974-79) led their teams to six straight titles.

## NFL COACHES WITH THE MOST CONSECUTIVE DIVISION TITLES

Head Coach	Team	Consec. Div. Titles
Bill Belichick .....	New England .....	11 (2009-19)
Paul Brown .....	Cleveland .....	6 (1950-55)
Tom Landry .....	Dallas .....	6 (1966-71)
Bud Grant .....	Minnesota .....	6 (1973-78)
Chuck Noll .....	Pittsburgh .....	6 (1974-79)

## CAREER MILESTONE

Coach Belichick is the fourth NFL head coach to reach 250 career regular season victories. His 279 regular season wins are the third-most regular season wins all-time.

## MOST REGULAR SEASON WINS, NFL HEAD COACHES

Head Coach	Team(s)	W	L	T
Don Shula	BLT/MIA	328	156	6
George Halas	Chicago	318	148	6
Bill Belichick	CLE/NE	279	135	0
Tom Landry	Dallas	250	162	6
Curly Lambeau	GB/CHI/WAS	226	132	22

## CLIMBING THE WINS LADDER

Coach Belichick has 243 career regular season wins with the Patriots, the fourth-most regular season wins with one team among head coaches.

## NFL HEAD COACHES WITH THE MOST REGULAR SEASON WINS WITH ONE TEAM

Coach	Team	W	L	T
George Halas	Chicago	318	148	31
Don Shula	Miami	257	133	2
Tom Landry	Dallas	250	162	6
Bill Belichick	New England	243	91	0
Curly Lambeau	Green Bay	209	104	21

## PATRIOTS RENAISSANCE

Once head coach Bill Belichick implemented his coaching design on the Patriots, his approach has given him the best record of any NFL head coach since 2001 (including the postseason).

## NFL COACHES RECORDS SINCE 2001

Coach	Team(s)	W	L	T	Pct.
Bill Belichick	New England	268	91	0	.747
Tony Dungy	TB/IND	101	41	0	.711
Jim Harbaugh	San Francisco	49	22	1	.688
Sean McVay	L.A. Rams	44	22	0	.667
Bill Cowher	Pittsburgh	70	35	1	.665



# BILL BELICHICK NEWS & NOTES

## 3X COACH OF THE YEAR

The Associated Press has named Bill Belichick the NFL's Coach of the Year in 2003, 2007 and 2010. He joins Don Shula (four-time winner) and Chuck Knox as the only three-time winners.

## ABOVE THE CENTURY MARK

Bill Belichick has an overall record of 310-147, 163 games above the .500 mark. He joins Don Shula and George Halas as the only coaches with 100 more wins than losses.

## COACHES WITH 100 OR MORE WINS THAN LOSSES

Head Coach	Team(s)	W	L	T	Wins above .500
Don Shula	BLT/MIA	347	173	6	174
George Halas	Chicago	324	151	31	173
Bill Belichick	CLE/NE	310	147	0	163

## 500+ FOR 3 STRAIGHT YEARS

Coach Belichick became the first head coach in NFL history to lead his team to three straight 500-point seasons (2010-12) and four overall (2007-589, 2010-518, 2011-513 and 2012-557). St. Louis was the only other team to have done it three times (1999-526, 2000-540, 2001-503).

## BILL BELICHICK'S 500-POINT SEASONS

Season	Points Scored
2007.....	589
2010.....	518
2011.....	513
2012.....	557

## TWO DECADES WITH THE PATRIOTS

Bill Belichick is now in his 21st year as head coach of the New England Patriots and is one of seven to coach one team for at least 20 years.

## 20 YEAR HEAD COACHES WITH ONE TEAM

Head Coach	Years with Team
George Halas.....	40 with Chicago
Curly Lambeau.....	29 with Green Bay
Tom Landry.....	29 with Dallas
Don Shula.....	26 with Miami
Chuck Noll.....	23 with Pittsburgh
Steve Owen.....	23 with N.Y. Giants
Bill Belichick.....	21 with New England

## BETTER THAN AVERAGE

Coach Belichick led the Patriots to 19 straight seasons with a winning record (2001-19), second all-time behind Tom Landry, whose Dallas Cowboys accomplished the feat 20 straight seasons.

## MOST CONSECUTIVE SEASONS WITH A WINNING RECORD

Head Coach	Team	Years
Tom Landry.....	Dallas.....	20 – 1966-85
Bill Belichick.....	New England.....	19 – 2001-19
Curly Lambeau.....	Green Bay.....	14 – 1934-47
Curly Lambeau.....	Green Bay.....	12 – 1921-32
George Halas.....	Chicago.....	10 – 1933-42
John Madden.....	Oakland.....	10 – 1969-78

## DOUBLE-DIGIT WINS

Coach Belichick led New England to 17 consecutive seasons with at least 10 wins, an NFL record.

## MOST CONSECUTIVE 10-WIN SEASONS

Team	Years	Consec. Seasons w/10+ Wins
New England.....	2003-19.....	17
San Francisco.....	1993-98.....	16
Indianapolis.....	2002-10.....	9
Dallas.....	1975-81.....	7

## DIVISIONAL SUCCESS

### HIGHEST WIN PCT. VS. DIVISION OPPONENTS (SINCE 1970 - MINIMUM 60 GAMES)

Head Coach	Team(s)	W	L	T	Win Pct.
Mike Tomlin	Pittsburgh	58	24	1	.705
George Allen	LAR/WAS	42	18	2	.700
Bill Belichick	CLE/NE	110	50	0	.688
Bud Grant	Minnesota	69	31	1	.688
Tom Landry	Dallas	101	46	0	.687

## MOST WINS VS. DIVISION OPPONENTS SINCE 1970

Head Coach	Team(s)	Wins vs. Div. Opponents
Don Shula.....	Miami.....	132
Bill Belichick.....	CLE/NE.....	110
Tom Landry.....	Dallas.....	101
Dan Reeves.....	DEN/NYG/ATL.....	95
Marty Schottenheimer.....	CLE/KC/SD/WAS.....	95





# PATRIOTS OFFENSIVE NOTES



## WR JULIAN EDELMAN

### 2020 ACCOMPLISHMENTS

- In Week 1 vs. Miami, Edelman (620) joined Wes Welker (672) to become the second Patriot to reach 600 career receptions. Edelman now needs 53 more receptions to move past Welker.

- Set a single-game career high with 179 yards receiving on eight receptions at Seattle Week 2. His previous career-high was

151 receiving yards on eight receptions at Miami (1/1/17).

### WHAT TO WATCH FOR IN 2020

- Edelman is in fourth place on the Patriots career receiving yards list with 6,822 receiving yards. He needs 638 yards to move past Wes Welker (7,459) into third place in team history, behind the 7,861 yards by Rob Gronkowski and 10,352 by Stanley Morgan.
- Edelman entered 2020 in ninth place on the Patriots all-time list with 36 receiving touchdowns and can move past Wes Welker (37), Irving Fryar (38), Jim Colclough (39).
- Edelman entered the 2020 season with 1,986 punt return yards in the regular season, third in team history to the 2,625 by Troy Brown and 2,055 by Irving Fryar. Edelman needs 14 punt return yards to become the third Patriots player with 2,000 punt return yards.
- Edelman sits second in NFL history with 118 postseason receptions, behind Jerry Rice's 151 catches in the playoffs.
- Edelman is one of 15 NFL players with at least 1,000 career postseason receiving yards and his 1,442 postseason receiving yards are second all-time, behind the 2,245 playoff receiving yards by Jerry Rice.
- Edelman has accrued six postseason 100-yard receiving games, the most in New England history and tied with Michael Irvin for second all-time, behind the eight 100-yard receiving games by Jerry Rice.

### CLIMBING THE FRANCHISE RANKS

Edelman is second in team history in receptions and fourth in receiving yards and all-purpose yards.

### MOST RECEPTIONS IN PATRIOTS HISTORY (REGULAR SEASON)

Player	Receptions
Wes Welker.....	672
<b>Julian Edelman .....</b>	<b>620</b>
Troy Brown.....	557
Stanley Morgan .....	534
Rob Gronkowski .....	521

### MOST RECEIVING YARDS IN PATRIOTS HISTORY (REGULAR SEASON)

Player	Receiving Yards
Stanley Morgan .....	10,352
Rob Gronkowski .....	7,861
Wes Welker.....	7,459
<b>Julian Edelman .....</b>	<b>6,822</b>
Troy Brown.....	6,366

### MOST ALL-PURPOSE YARDS IN PATRIOTS HISTORY (REGULAR SEASON)

Player	All-Purpose Yards
Kevin Faulk .....	12,339
Stanley Morgan .....	11,468
Troy Brown .....	11,128
<b>Julian Edelman.....</b>	<b>9,869</b>
Wes Welker.....	9,070

**HAS THE MOST RUSHING ATTEMPTS (58) AND RUSHING YARDS (413) BY A PATRIOTS WIDE RECEIVER.**

**4<sup>TH</sup>** IN TEAM HISTORY WITH 6,822 RECEIVING YARDS.

**3**

1,000 YARD SEASONS

**2**

100 CATCH SEASONS

**2<sup>ND</sup>**

IN TEAM HISTORY WITH 620 RECEPTIONS, BEHIND THE 672 RECEPTIONS BY WES WELKER.

IN NFL POSTSEASON HISTORY WITH 118 RECEPTIONS FOR 1,442 YARDS TO JERRY RICE (151-2,245).



**MVP**

**10 RECEPTIONS FOR 141 YARDS**

### TWO 100-RECEPTION SEASONS

Julian Edelman notched his second career 100-reception season in 2019, joining Wes Welker as the only other Patriot with multiple 100-reception seasons.

### MOST 100-RECEPTION SEASONS/PATRIOTS HISTORY

Player	100-Catch Seasons
Wes Welker.....	5
<b>Julian Edelman.....</b>	<b>2</b>
Troy Brown.....	1

### 100 RECEPTION SEASONS IN PATRIOTS HISTORY

Player	Season	Receptions
Wes Welker .....	2009 .....	123
Wes Welker .....	2011 .....	122
Wes Welker .....	2012 .....	118
Wes Welker .....	2007 .....	112
Wes Welker .....	2008 .....	111
<b>Julian Edelman .....</b>	<b>2013 .....</b>	<b>105</b>
Troy Brown .....	2001 .....	101
<b>Julian Edelman .....</b>	<b>2019 .....</b>	<b>100</b>

### VERY RECEPTIVE

Julian Edelman has averaged 6.2 receptions per game since 2013, sixth-highest average in the NFL over that span.

Player	Team(s)	Receptions Per Game
Antonio Brown .....	Pitt/NE/TB.....	7.3
Michael Thomas .....	New Orleans .....	7.3
Julio Jones .....	Atlanta .....	6.7
Christian McCaffrey .....	Carolina.....	6.3
Keenan Allen .....	SD/L.A. Chargers .....	6.2
<b>Julian Edelman .....</b>	<b>New England .....</b>	<b>6.2</b>





## STREAKING RECEIVER

Edelman has at least one reception in 92 consecutive games played.

## CONSECUTIVE GAMES WITH AT LEAST ONE RECEPTION

Player	Team(s)	Consec. Games
Larry Fitzgerald	Arizona	255
Julio Jones	Atlanta	127
Golden Tate	SEA/DET/PHI/NYG	127
DeAndre Hopkins	HOU/ARZ	124
Travis Kelce	Kansas City	109
Jarvis Landry	MIA/CLE	108
<b>Julian Edelman</b>	<b>New England</b>	<b>92</b>

## EDELMAN ECLIPSES 1,000 YARDS RECEIVING

Edelman became the 10th Patriots player to register a 1,000-yard receiving season in 2013. He now has three such seasons after tallying 1,106 receiving yards in 2016 and 1,117 yards in 2019.

## 1,000-YARD RECEIVING SEASONS IN PATRIOTS HISTORY

Player	Season	Yards
Wes Welker	2011	1,569
Randy Moss	2007	1,493
Stanley Morgan	1985	1,491
Wes Welker	2012	1,354
Wes Welker	2009	1,348
Rob Gronkowski	2011	1,327
Randy Moss	2009	1,264
Troy Brown	2001	1,199
Rob Gronkowski	2015	1,176
Wes Welker	2007	1,175
Ben Coates	1994	1,174
Wes Welker	2008	1,165
Terry Glenn	1999	1,147
Terry Glenn	1996	1,132
Rob Gronkowski	2014	1,124
<b>Julian Edelman</b>	<b>2019</b>	<b>1,117</b>
<b>Julian Edelman</b>	<b>2016</b>	<b>1,106</b>
Rob Gronkowski	2017	1,084
Brandin Cooks	2017	1,082
<b>Julian Edelman</b>	<b>2013</b>	<b>1,056</b>
Stanley Morgan	1981	1,029
Irving Fryar	1991	1,014
Harold Jackson	1979	1,013
Randy Moss	2008	1,008
Stanley Morgan	1979	1,002

## THREE 1,000-YARD RECEIVING SEASONS

Edelman had his third career 1,000-yard receiving season in 2019. He joined Wes Welker (5), Rob Gronkowski (4), Randy Moss (3) and Stanley Morgan (3) as the only Patriots with at least three 1,000-yard receiving seasons.

## MOST 1,000-YARD RECEIVING SEASONS/PATRIOTS HISTORY

Player	1,000-Yard Seasons
Wes Welker	5
Rob Gronkowski	4
<b>Julian Edelman</b>	<b>3</b>
Stanley Morgan	3
Randy Moss	3

## PERFECT PASSER RATING

Edelman has completed 7-of-8 passing attempts for 179 yards with two touchdowns and a perfect 158.3 passer rating in his career (including playoffs). Against Denver on Oct. 18, 2020, he joined RB Andy Johnson (Sept. 6, 1981 vs. Baltimore) and RB Dick Christy (Nov. 18, 1960 vs. Dallas Texans) as the three Patriots non-quarterbacks who have completed two passes in a game.

## EDELMAN PASSES – REGULAR SEASON

- Nov. 4, 2018 vs. Green Bay - 1-for-1 37 yards to James White
- Nov. 11, 2018 at Tennessee - 1-for-1 for 6 yards to Tom Brady
- Sept. 8, 2019 vs. Pittsburgh - 1-for-1 for 32 yards to James White
- Nov. 17, 2019 at Philadelphia - 1-for-1 for a 15-yard touchdown to Phillip Dorsett
- Oct. 18, 2020 vs. Denver - 2-for-2 for 38 yards (22 yards to James White and 16 yards to Cam Newton)

## EDELMAN PASSES – POSTSEASON

- Jan. 10, 2015 vs. Baltimore - 1-for-1 for a 51-yard touchdown to Danny Amendola
- Feb. 5, 2017 vs. Atlanta - 0-for-1 on an intended pass to Dion Lewis

## EDELMAN IN A RUSH

Edelman has 58 rushing attempts for 413 yards, the most rushing attempts and rushing yards by a Patriots wide receiver in team history.

## MOST RUSHING ATTEMPTS & RUSHING YARDS BY A PATRIOTS WIDE RECEIVER

Player	Rush Attempts	Player	Rushing Yards
<b>Julian Edelman</b>	<b>58</b>	<b>Julian Edelman</b>	<b>413</b>
Cordarrelle Patterson	42	Darryl Stingley	244
Irving Fryar	35	Cordarrelle Patterson	228
Troy Brown	29	Irving Fryar	188
Darryl Stingley	28	Troy Brown	178

## ANOTHER TEAM RECORD

Edelman had a 47-yard rush vs. Indianapolis (11/18/12). It is the longest run by a Patriots receiver, topping Troy Brown's 35-yard run vs. Tampa Bay (09/03/00) and Terry Glenn's 35-yarder vs. Kansas City (12/04/00).

## FROM STANDOUT QB TO WR

Edelman began his college football career with a year at the College of San Mateo (Calif.) before transferring to Kent State, where, as a senior, he completed 56 percent of his passes (153-of-275 for 1,820 yards) with 13 touchdowns. He was also the team's leading rusher, gaining 1,551 yards on 215 attempts (an average of 7.5 yards per carry) and scoring 13 touchdowns. His offensive numbers broke Kent State's single-season record for total offense set by Joshua Cribbs in 2003.

"He played the quarterback position in college at Kent State and all the positions really that he's played in the NFL – covering kicks, returning kicks, slot receiver, outside receiver, slot defender – he didn't do any of those things in college. I think that really speaks to his versatility and how much he's grown as a player and how many things he's learned how to do that he really didn't have much experience with in college. I'd say that's pretty unusual, especially to be as competent in them as he is," said Bill Belichick.

## FATHERLY ADVICE

If there is one thing Julian Edelman has never lacked, it is athletic ability. A dual-threat quarterback at Kent State and former baseball standout in high school, Edelman once wowed Toronto Blue Jays players with his impressive footwork while fielding ground balls in an appearance at batting practice in 2011.

This natural ability may have been overlooked by NFL scouts, who let him fall to the Patriots in the seventh round of the 2009 NFL Draft. Edelman remains focused on the lessons his father, Frank Edelman, taught him at a young age. "I'm still constantly trying to learn," Edelman told the *Boston Herald*. "My dad always put it in my head, when you're green, you're growing, when you're ripe, you're lost. When you're done learning, you're done."

## EDELMAN PLAYOFF NOTES

### SUPER BOWL MVP

Edelman was named Most Valuable Player of Super Bowl LIII vs. the L.A. Rams after finishing with 10 receptions for 141 yards. He became the seventh wide receiver to win Super Bowl MVP honors and the second Patriots wide receiver to win the award. Deion Branch was named MVP of Super Bowl XXXIX.

### INCHING CLOSER TO THE TOP

Edelman ranks second all-time in NFL postseason history with 118 receptions. He also ranks second all-time in postseason receiving yards and is one of 15 players with at least 1,000 career playoff receiving yards. He is the Patriots all-time playoff leader with 118 receptions and 1,442 receiving yards.

### MOST POSTSEASON RECEPTIONS IN NFL HISTORY

Jerry Rice .....	151
<b>Julian Edelman.....</b>	<b>118</b>
Reggie Wayne.....	93
Hines Ward .....	88
Wes Welker.....	88

### MOST POSTSEASON RECEIVING YARDS IN NFL HISTORY

Jerry Rice .....	2,245
<b>Julian Edelman.....</b>	<b>1,442</b>
Michael Irvin .....	1,315
Cliff Branch .....	1,289
Reggie Wayne.....	1,254

### MOST POSTSEASON RECEPTIONS IN PATRIOTS HISTORY

<b>Julian Edelman.....</b>	<b>118</b>
Rob Gronkowski .....	81
Wes Welker.....	69
Troy Brown.....	58
Danny Amendola.....	57

### MOST POSTSEASON RECEIVING YARDS IN PATRIOTS HISTORY

<b>Julian Edelman.....</b>	<b>1,442</b>
Rob Gronkowski .....	1,163
Deion Branch .....	852
Danny Amendola.....	709
Troy Brown.....	694

### CAREER PERFORMANCES

Edelman has six 100-yard playoff receiving games, including two in the Super Bowl. He is tied with Michael Irvin with six 100-yard post-season games, behind the eight by Jerry Rice.

### MOST 100-YARD RECEIVING GAMES IN PLAYOFF HISTORY

- 8 Jerry Rice – 29 postseason games played
- 6 Julian Edelman – 18 postseason games played**
- 6 Michael Irvin – 16 postseason games played
- 5 John Stallworth – 18 postseason games played
- 5 Andre Reed – 21 postseason games played
- 5 Hines Ward – 18 postseason games played
- 5 Larry Fitzgerald – 9 postseason games played
- 5 Antonio Brown – 10 postseason games played

### MOST 100-YARD RECEIVING GAMES IN PATRIOTS PLAYOFF HISTORY

<b>Julian Edelman.....</b>	<b>6</b>
Rob Gronkowski .....	4
Deion Branch .....	4
Wes Welker.....	3



## K NICK FOLK

### LOCAL LINEAGE


Nick Folk's mother is a direct descendant of William Bradford, a founder, settler and longtime governor of the Plymouth Colony settlement. Bradford was also a passenger on the *Mayflower's* original voyage to America.

### FOLK HERO

Folk kicked his second game-winning field goal as time expired, connecting on a 50-yard field goal against Arizona (11/29) to give the Patriots a 20-17 win. He had a 51-yard game-winning field goal as time expired at the New York Jets on Nov. 9 to give the Patriots a 30-27 victory. He is the first NFL kicker with two game-winning field goals as time expired in a single season. Overall, he has three-game-winning field goals as time expired. He also kicked a 53-yard field game-winning field goal as time expired at Buffalo on Oct. 8, 2007, when he was a rookie with the Dallas Cowboys.

### FOLK DIGS THE LONG BALL

Folk's 50-yard game-winning field goal vs. Arizona (11/29) was the second-longest game-winning field goal with no time left in Patriots history, behind the 51-yarder he hit at N.Y. Jets (11/9). The previous long was 48 yards by Adam Vinatieri in Super Bowl XXXVI vs. the St. Louis Rams.



## RB DAMIEN HARRIS

### BETTER THAN AVERAGE

Damien Harris is averaging 5.04-yards per carry (137 rushing attempts for 691 yards) in 2020. Four Patriots have finished with at least a 5.0-yard average (minimum 100 attempts) in a single season. If Harris holds his current pace, he will finish with the fourth-highest single-season rushing average in team history.

### HIGHEST RUSH AVERAGE IN A SEASON/PATRIOTS HISTORY (MINIMUM 100 ATTEMPTS)

Player	Season	Attempts	Yards	Average
Don Calhoun	1976	129	721	5.59
Mosi Tatupu	1983	106	578	5.45
LeGarrette Blount	2013	153	772	5.05
<b>Damien Harris</b>	<b>2020</b>	<b>137</b>	<b>691</b>	<b>5.04</b>
Carl Garrett	1969	137	691	5.04



## OL SHAQ MASON

### A FAMOUS NAMESAKE

A noted sports fan and basketball enthusiast, Shaq's mother, Alicia McGuire, named him Shaquille Olajuwon Mason in 1993 after her two favorite NBA stars at the time, Shaquille O'Neal and Hakeem Olajuwon. The Tennessee native had the opportunity to meet one of his namesakes at a Memphis Grizzlies game while

O'Neal was a member of the Miami Heat, receiving a special meet-and-greet and having his jersey signed.

## HELLO MY NAME IS



### WR JAKOBI MEYERS

#### POSITIONAL SWITCH AND A CHANCE MEETING

Jakobi Meyers and Cam Newton are teammates now, but the wide receiver and former quarterback looked up to Newton and had a chance meeting with him when he was in high school. "When I was younger in high school, I made [Newton's] 7-on-7 team – his all-star team – and we traveled to Florida to play in a league," Meyers said. "We ended up losing, but it was still a great experience. It was a good experience to meet Cam when I was very young. A lot of guys where I come from look up to him, so that was definitely a once-in-a-lifetime opportunity for me."

#### A SPECIAL BIRTHDAY PERFORMANCE

WR Jakobi Meyers set career highs on his 24th birthday (11/09/20) with 12 receptions for 169 yards in a win over the New York Jets. His previous career highs were six receptions in Week 8 at Buffalo and 74 yards receiving vs. Dallas on Nov. 24, 2019. The 12 receptions were the most by a Patriot since Julian Edelman caught 13 passes at Miami on Dec. 15, 2013.



### RB SONY MICHEL

#### WHAT TO WATCH FOR IN 2020

- The Patriots are 10-1 in games when Michel scores a touchdown.

#### ROOKIE RUSHING SURGE

RB Sony Michel finished his rookie season in 2018 with 931 yards rushing. It is the most by a rookie running back under Bill Belichick, surpassing the 745 rushing yards by Lawrence Maroney as a rookie in 2006.

#### HIGH AVERAGE I

Michel had a 13.0-yard rushing average on nine attempts for 177 yards Week 3 vs. Las Vegas (9/27), marking the highest single-game average for a Patriots running back with at least nine rushing attempts.

#### HIGHEST RUSHING AVERAGE/SINGLE GAME (Minimum 9 Attempts)

Sony Michel – 13.0 – vs. Las Vegas (09/27/20)  
Larry Garron – 11.6 – vs. Buffalo (10/22/61)  
Sam Cunningham – 11.4 at Buffalo (10/20/74)

#### HIGH AVERAGE II

Three Patriots Players have rushed for at least 100 yards and averaged at least 13 yards per carry in a single game:

- QB Steve Grogan** rushed seven times for 103 yards (14.7 avg.) vs. the N.Y. Jets (10/18/76).
- RB Robert Weathers** totaled six rushing attempts for 100 yards (16.7 avg.) vs. Baltimore Colts (9/4/83).
- RB Sony Michel** ran for 117 yards on nine carries (13.0-yard average) vs. Las Vegas (9/27/20).

#### MICHEL GOES LONG (TWICE)

Michel ripped off a 38-yard run and a 48-yard run in the third quarter vs. Las Vegas (9/27), the two longest runs of his career. His previous long was a 34-yard touchdown run vs. Indianapolis (10/4/18).

#### SONY SETS ROOKIE PLAYOFF TD MARK

Michel set the NFL postseason record for most rushing touchdowns by a rookie in a single postseason with six. He finished second behind Terrell Davis (8) for most rushing touchdowns in a single postseason.

#### MOST POSTSEASON RUSH TDS BY A ROOKIE

Player	Team	Season	Rush TDs
Sony Michel	New England	2018	6
Leonard Fournette	Jacksonville	2017	4
Jamal Lewis	Baltimore	2000	4
William Floyd	San Francisco	1994	4
Tony Dorsett	Dallas	1977	4
Norm Standlee	Chicago	1977	4

#### MOST RUSH TDS IN A SINGLE POSTSEASON

Player	Team	Season	Rush TDs
Terrell Davis	Denver	1997	8
Sony Michel	New England	2018	6
Larry Csonka	Miami	1973	6
Franco Harris	Pittsburgh	1974	6
John Riggins	Washington	1983	6
Gerald Riggs	Washington	1991	6
Emmitt Smith	Dallas	1995	6
Ricky Watters	San Francisco	1993	6

### QB CAM NEWTON

#### 2020 ACCOMPLISHMENTS

- Became the 48th QB in NFL history to reach 30,000 career passing yards vs. San Francisco (10/25) and is the only player in NFL history with 30,000 passing yards and 5,000 career rushing yards.
- Joined Michael Vick as the second QB in NFL history to reach 5,000 career rushing yards vs. Denver (10/18).
- Newton has scored double-digit rushing touchdowns for the third time in his career, becoming the only NFL quarterback to accomplish the feat in three separate seasons. He had an NFL record of 14 in 2011, 10 in 2015 and now 11 in 2020.
- Newton has scored multiple rushing touchdowns in a game four times in 2020, the most in a single season by an NFL quarterback.
- Cam Newton (122) set a new franchise record for most rush attempts by a Patriots QB in a single season at Houston (11/22). Steve Grogan previously held the record with 81 rushing attempts in 1978.
- In the season-opener vs. Miami (9/13), Newton set a Patriots record for most rushing attempts in a single game by a QB with 15 attempts for 75 yards. The previous record was held by Steve Grogan, with 12 rushing attempts at Buffalo (11/20/77).





# PATRIOTS OFFENSIVE NOTES

# 1<sup>ST</sup>

NEWTON IS FIRST IN NFL HISTORY WITH 69 RUSHING TOUCHDOWNS BY A QUARTERBACK AND SECOND WITH 5,295 CAREER RUSHING YARDS.

## MOST RUSHING TOUCHDOWNS BY AN NFL QUARTERBACK/CAREER

PLAYER	RUSHING TOUCHDOWNS
CAM NEWTON	69
Steve Young	43
Jack Kemp	40

## MOST RUSHING YARDS BY AN NFL QUARTERBACK/CAREER

PLAYER	RUSHING YARDS
Michael Vick	6,109
CAM NEWTON	5,295
Randall Cunningham	4,928

## RECORD-SETTING QB

In addition to owning the NFL record for career rushing touchdowns by a quarterback and sitting second for career rushing yards by a QB, Newton owns two additional QB records for most rushing first downs and most games with a passing and rushing touchdown.

## MOST RUSHING FIRST DOWNS BY A QB IN NFL HISTORY

Player	Rushing 1st Downs
Cam Newton	408
Michael Vick	343
Steve McNair	277

## MOST GAMES WITH PASSING AND RUSHING TD IN NFL HISTORY

Player	Games
Cam Newton	42
Steve Young	31
Aaron Rodgers	27
Fran Tarkenton	24

## SEASONAL RUSHING RECORD

Newton set the NFL record for most rushing touchdowns by a quarterback in a single season with 14 in 2011, surpassing the 12 rushing touchdowns by former Patriots QB Steve Grogan in 1976. Newton is also the only NFL QB with three seasons of double-digit rushing touchdowns. He has 11 rushing touchdowns in 2020.

## MOST RUSH TDs IN A SEASON BY A QB

Player	Team	Season	Rush TDs
Cam Newton	Carolina	2011	14
Steve Grogan	New England	1976	12
Cam Newton	New England	2020	11
Kyle Murray	Arizona	2020	11
Kordell Stewart	Pittsburgh	1997	11
Tobin Rote	Green Bay	1956	11
Johnny Lujack	Chicago	1950	11
Cam Newton	Carolina	2015	10
Billy Kilmer	San Francisco	1961	10
Daunte Culpepper	Minnesota	2002	10

## TEN CAREER GAMES WITH MULTIPLE RUSH TDs

Newton has scored two rushing touchdowns four times this season: vs. Miami (9/13), at Seattle (9/20), at N.Y. Jets (11/9) and at L.A. Chargers (12/6). He passed Otto Graham, Steve Young, Jack Kemp and Steve McNair for the most career multi-rush touchdown games by a quarterback in NFL history with nine.

## MOST MULTI-RUSH TDs BY A QB IN NFL HISTORY

Player	Multi-Rush TD Games
Cam Newton	10
Otto Graham	7
Jack Kemp	7
Steve McNair	7
Steve Young	7

## NEWTON MULTI-RUSH TD GAMES

Date	Opponent	Rushing TDs
12/04/11	at Tampa Bay	3
12/06/20	at LA Chargers	2
11/01/20	at N.Y. Jets	2
09/20/20	at Seattle	2
09/13/20	vs. Miami	2
01/03/16	vs. Tampa Bay	2
09/23/18	vs. Cincinnati	2
11/20/11	at Detroit	2
10/02/11	at Chicago	2
11/26/12	at Philadelphia	2

## NEWTON TAKES OFF VS. MIAMI

Cam Newton rushed for 75 yards on 15 carries in the season-opener vs. Miami (9/15), the most rushing yards by a Patriots quarterback under Bill Belichick. He topped that performance with 76 rushing yards vs. Denver (10/18). His 15 rushing attempts against Miami were also the most by a Patriots QB in a single game.

## MOST RUSH YARDS BY PATRIOTS QB SINCE 1976

Player	Date	Opponent	Yards
Steve Grogan	10/18/76	vs. N.Y. Jets	103
Babe Parilli	11/06/64	vs. Houston	96
Tom Yewcic	11/30/62	vs. N.Y. Titans	90
Steve Grogan	11/20/77	at Buffalo	81
Cam Newton	10/18/20	vs. Denver	76
Steve Grogan	09/19/76	vs. Miami	76
Cam Newton	09/13/20	vs. Miami	75

## MOST RUSH ATTEMPTS BY PATRIOTS QB SINCE 1976

Player	Date	Opponent	Attempts
Cam Newton	09/13/20	vs. Miami	15
Cam Newton	12/06/20	at LA Chargers	14
Steve Grogan	11/20/77	at Buffalo	12
Cam Newton	09/20/20	at Seattle	11
Tony Eason	11/09/86	at Indianapolis	11
Tom Brady	12/24/06	at Jacksonville	10
Steve Grogan	10/21/79	vs. Miami	10

## PATRIOTS QBs WITH MULTI-RUSH TD GAMES

Newton's two touchdown runs at L.A. Chargers (12/06) marked the 16th time that a Patriots quarterback has rushed for multiple touchdowns in a single game.

## PATRIOTS HISTORY WITH THE HEISMAN

Newton became the sixth Heisman Trophy winner to suit up for the Patriots.

## PATRIOTS HEISMAN TROPHY WINNERS

Player	Position	Season	School
Joe Bellino	RB	1960	Navy
John Huarte	QB	1964	Notre Dame
Jim Plunkett	QB	1970	Stanford
Doug Flutie	QB	1984	Boston College
Vinny Testaverde	QB	1986	Miami
Cam Newton	QB	2010	Auburn





# PATRIOTS OFFENSIVE NOTES



**LITTLE BUD!  
DOUGHBOY! HIGHWAY 11!  
MYGEMS!**

**CAM NEWTON HAS NICKNAMES FOR MANY OF HIS TEAMMATES, INCLUDING HIS RECEIVERS, AS HE RECENTLY MENTIONED IN AN INTERVIEW: "WE'VE GOT LITTLE BUD (DAMIERE BYRD), DOUGHBOY (N'KEAL HARRY), HIGHWAY 11 (JULIAN EDELMAN) AND MYGEMS (JAKOBI MEYERS)."**

## WR GUNNER OLSZEWSKI

### OLSZEWSKI SCORES FIRST NFL TD ON A PUNT RETURN

WR Gunner Olszewski scored his first NFL touchdown on a 70-yard punt return at the L.A. Chargers on Dec. 6, 2020. It was the first punt return for a touchdown for New England since WR Julian Edelman returned a punt 84 yards vs. Denver on Nov. 2, 2014. Olszewski's return came on the heels of an 82-yard punt return for a touchdown that was called back due to a penalty in the previous game.

### NO. 2 ON SINGLE GAME LIST

Olszewski finished with 145 punt return yards in the win at the L.A. Chargers on Dec. 6, 2020, the second-most ever by a Patriot in a single game.

### MOST PR YARDS IN A SINGLE GAME IN PATRIOTS HISTORY

Player	Game	PR Yards
Mike Haynes.....	vs. Buffalo - Nov. 7, 1976.....	156
Gunner Olszewski...	at L.A. Chargers - Dec. 6, 2020.....	145

### GUNNER GOES LONG TWICE

Olszewski scored on a 70-yard punt return touchdown and had a 61-yard return in the Patriots win at the L.A. Chargers on Dec. 6, 2020. He is the first player in Patriots history with two punt returns of at least 60 yards in a single game and the first NFL player to do so since Indianapolis RB Nyheim Hines had 84 and 71-yard punt return touchdowns vs. Carolina on Dec. 22, 2019. Before Olszewski, the two longest punt returns in a single game for the Patriots was Julian Edelman on Nov. 18, 2012, vs. Indianapolis with a 68-yard punt returned for a touchdown and a 49-yard return.

### MULTIPLE LONG PUNT RETURNS IN A SINGLE GAME IN PATRIOTS HISTORY

Player	Opponent	Date	PR Yards	Returns
Gunner Olszewski	at L.A. Chargers	12/6/20	131	70t, 61
Julian Edelman	vs. Indianapolis	11/18/12	117	68, 49

### GUNNER GOES LONG TWICE

Olszewski scored his first touchdown reception on a career-long 38-yard pass from QB Jarrett Stidham in the win at the L.A. Chargers on Dec. 6, 2020. His previous best was a 29-yard reception vs. the N.Y. Giants on Oct. 10, 2019. Gunner joined Julian Edelman (vs. Denver in 2014 and vs. Indianapolis in 2012), Stanley Morgan (vs. Baltimore in 1979) and Irving Fryar (vs. Indianapolis in 1985) as the only Patriots with a punt returned touchdown and a touchdown reception in the same game.



## WR MATTHEW SLATER

### 2020 ACCOMPLISHMENTS

- Slater earned his ninth Pro Bowl invitation, extending his NFL record for most Pro Bowl selections as a special teamer. Slater is now tied with John Hannah (1976, 78-85) for second-most Pro Bowl selections as a Patriot with nine. Tom Brady holds the franchise record with 14.

### LIKE FATHER LIKE SON

Slater is one of 10 sons of Hall of Fame members to be drafted in NFL history.

### HALL OF FAME FATHERS WITH SONS DRAFTED IN THE NFL

Jackie Slater (class of 2001) – son, Matthew Slater (NE)
Bobby Bell (class of 1983) – son, Bobby Bell (NYJ)
Tony Dorsett (class of 1994) – son, Anthony Dorsett (HOU)
Bob Griese (class of 1990) – son, Brian Griese (DEN)
Russ Grimm (class of 2010) – son, Cody Grimm (TB)
Howie Long (class of 2000) – sons Chris Long (STL) and Kyle Long (CHI)
Bruce Matthews (class of 2007) – son, Jake Matthews (ATL)
Don Shula (class of 1997) – son, Mike Shula (TB)
Kellen Winslow (class of 1995) – son, Kellen Winslow (CLE)

### PRO BOWL RECORD



Slater has earned nine Pro Bowl invitations (2011-17, 19-20) as a special teams player. He passed Steve Tasker (1987, 90-95) for the most special teams Pro Bowl honors in NFL history last year. Slater is also the only special teams player to earn seven consecutive Pro Bowls, which he did from 2011-17.

### ALL-STAR COMBINATION

Slater was voted to the Pro Bowl for seven straight seasons from 2011-17 and two more from 2019-20. Those nine selections are two more than the seven that his father earned with the L.A. Rams. The Slater family's 16 combined Pro Bowls are the second-most among father-son contingents to have been voted to at least one Pro Bowl each.

### MOST FATHER AND SON PRO BOWL SELECTIONS

Players	Pro Bowls
Archie (2), Peyton (14) and Eli Manning (4).....	20
Jackie (7) and Matthew Slater (9) .....	16

### ELECTED TEAM LEADER

Slater was named to nine Pro Bowls (2011-17, 19-20) for his special teams work, but perhaps more revealing of his value to New England is the fact that he was elected a captain by his teammates for the 10th straight season in 2020.

The special teams ace shared what it means to be a captain with high school football players in a story published by *The Boston Globe*. "You have to be able to put others before yourself. Being a captain and leadership is about serving, and to me, that means a great deal of sacrifice – putting aside personal agendas for the greater common goal. Leadership is equated with sacrifice. I think you have to be willing to do whatever it takes for the unit to succeed. I think you need to lead by example. A lot of times, it's about what you do, not what you say."



# PATRIOTS OFFENSIVE NOTES



HAS EARNED **9** SPECIAL TEAMS PRO BOWL INVITES, THE MOST FOR A SPECIAL TEAMS PLAYER IN NFL HISTORY

**LONGEST TENURED PLAYER ON THE PATRIOTS.**

**1 of 10**

SONS OF HALL OF FAMERS TO BE DRAFTED IN THE NFL



**10**

HAS BEEN VOTED A TEAM CAPTAIN FOR 10 STRAIGHT SEASONS.

## SLATER'S EMERGENCE WAS SPECIAL

Bill Belichick acknowledged Matthew Slater's role as a gunner on special teams: "Matt is one of the best in the league," Belichick said. "Any time the punt return team has to double somebody, that makes it one less guy they can use somewhere else in the return. He almost always draws two guys out there unless they're in an eight-man rush. Most of the time, there's two guys out there — fourth-and-short, where they're trying to protect the box — but he draws a lot of double teams, and deservedly so. He does an outstanding job of covering punts."

## SLATER SCORES FIRST CAREER TOUCHDOWN

During a 2007 game against Arizona State, UCLA's Matthew Slater returned a kickoff 89 yards for the final touchdown of his collegiate career. In the Patriots 16-10 win over Buffalo on Sept. 29, 2019, DB J.C. Jackson blocked a punt, which Slater returned 11 yards for his first NFL touchdown, 12 seasons after his last touchdown.

## OL JOE THUNEY

### SUPER BOWL RECORD SETTER

Joe Thuney became the first player in NFL history to start in the Super Bowl in each of his first three seasons in the NFL.

### SNAPS FOR THUNEY

Joe Thuney has registered the most offensive snaps since he entered the league in 2016 with 5,359. Philadelphia's Jason Kelce (5,351) is second.

### THUNEY STARTS AT CENTER

Thuney made his first NFL start at center Week 3 vs. Las Vegas (9/27). He entered the game with 66 straight starts at left guard, appearing at center for a single drive in the 2017 preseason. He was the projected starting center at North Carolina State as a sophomore, but started at right tackle and right guard to start the year before eventually settling in at left tackle for the rest of that season.

## BACK TO SCHOOL

Thuney has taken advantage of an NFLPA program that assists its players in earning college degrees. After earning his degree in accounting while also studying international studies at N.C.. State, Thuney recently earned his MBA through Indiana University's Kelley School of Business.

## RB JAMES WHITE



### 2020 ACCOMPLISHMENTS

- White passed Deion Branch (328) and Terry Glenn (329) into sole possession of ninth place on the club's all-time receptions list. He enters this week with 362 career regular season receptions.
- With 24 yards receiving in the win over N.Y. Jets (11/9), White joined Kevin Faulk as the only RBs in team history with 3,000 career receiving yards in the regular season.

### WHAT TO WATCH FOR IN 2020

- James White has 24 career touchdown receptions in the regular season, second all-time among Patriots running backs behind the 26 by Larry Garron.
- White is seventh in NFL history among running backs since 1970 with 24 touchdown receptions.
- White's 362 career regular season receptions are second in New England history among running backs, behind the 431 by Kevin Faulk.
- White is second among all Patriots running backs with 3,130 career receiving yards, behind Kevin Faulk (3,701). He needs 572 yards to move into first place on the Patriots all-time list.

### WHITE'S RECEIVING RANKS

James White ranks second in franchise history among running backs in receptions, receiving yards and receiving touchdowns.

### RB RECEPTIONS IN PATRIOTS HISTORY

Player	Seasons	Receptions
Kevin Faulk.....	1999-2011.....	431
<b>James White .....</b>	<b>2014-present .....</b>	<b>362</b>
Tony Collins.....	1981-87.....	261
Sam Cunningham.....	1973-82.....	210

### RB RECEIVING YARDS IN PATRIOTS HISTORY

Player	Seasons	Receiving Yards
Kevin Faulk.....	1999-2011.....	3,701
<b>James White .....</b>	<b>2014-present .....</b>	<b>3,130</b>
Larry Garron.....	1960-68.....	2,502
Tony Collins.....	1981-87.....	2,356



# PATRIOTS OFFENSIVE NOTES

## RB TD RECEPTIONS IN PATRIOTS HISTORY

Player	Seasons	Receiving TDs
Larry Garron	1960-68	26
James White	2014-present	24
Kevin Faulk	1999-2011	15

## TD RECEPTIONS RECORD

White owns the NFL record for most receiving touchdowns by a running back in his first six seasons.

## MOST RECEIVING TDS BY A RB IN FIRST SIX SEASONS

Player	Team	Receiving TDs
James White	New England	24
Chuck Foreman	Minnesota	23
Brain Westbrook	Philadelphia	23

## MOST RECEIVING TDS BY A RB IN FIRST SEVEN SEASONS

Player	Team(s)	Receiving TDs
Brian Westbrook	Philadelphia	28
Darren Sproles	SD/NO	25
James White	New England	24

## 300 CLUB

White tallied his 300th career regular season reception in his 74th game, tied for sixth-fewest games to reach 300 career receptions by a running back.

## FEWEST GAMES TO REACH 300 RECEPTIONS/RB

Player	Team(s)	Games
Le'Veon Bell	Pittsburgh	60
Reggie Bush	NO/MIA	61
Roger Craig	San Francisco	65
LaDainian Tomlinson	San Diego	67
James Wilder	Tampa Bay	68
James White	New England	74
Ray Rice	Baltimore	74

## PROLIFIC SCORING PACE

In 2018, White tied former Patriots RB Larry Garron for the most touchdown receptions by a Patriots running back in a single season.

## SINGLE-SEASON RB TD RECEPTIONS IN PATRIOTS HISTORY

Player	Year	Receiving TDs
James White	2018	7
Larry Garron	1964	7
Billy Lott	1961	6

## COPIOUS CATCHES

Since 2015, White leads all NFL running backs in receptions, receiving yards and receiving touchdowns by a running back.

## RB RECEPTIONS SINCE 2015

Player	Team	Receptions
James White	New England	357
Alvin Kamara	New Orleans	323
Christian McCaffrey	Carolina	320
Duke Johnson Jr.	Cleveland/Houston	307
Le'Veon Bell	Pittsburgh/N.Y. Jets/Kansas City	265

## RB RECEIVING YARDS SINCE 2015

Player	Team	Receiving Yds
James White	New England	3,107
Duke Johnson Jr.	Cleveland/Houston	2,829
Alvin Kamara	New Orleans	2,807
Christian McCaffrey	Carolina	2,672

## RBS WITH THE MOST RECEIVING TDS SINCE 2015

Player	Team	TDs
James White	New England	24
David Johnson	Arizona/Houston	16
Christian McCaffrey	Carolina	16
Kareem Hunt	Kansas City/Cleveland	16
Alvin Kamara	New Orleans	15
Austin Ekeler	L.A. Chargers	14

## RECORD-SETTING SEASON

White had 87 receptions in 2018, a team record for a running back in a single season.

## MOST RECEPTIONS IN A SEASON BY A PATRIOTS RB

Player	Year	Receptions
James White	2018	87
Tony Collins	1986	77
James White	2019	72
Leroy Thompson	1994	65
James White	2016	60
Kevin Faulk	2008	58
James White	2017	56

## RECEIVING YARDS RECORD

White occupies three of the top four spots for single season receiving yards by a Patriots running back.

## MOST RECEIVING YARDS IN A SEASON BY A PATRIOTS RB

Player	Year	Receiving Yards
James White	2018	751
Tony Collins	1986	684
James White	2019	645
James White	2016	551



**SET A SUPER BOWL RECORD  
IN SUPER BOWL LI WITH  
14 RECEPTIONS AND 20 POINTS.**

**SET A TEAM RECORD  
BY A RUNNING BACK  
WITH**

**87**

**RECEPTIONS IN 2018.**

**HIS 3,130 RECEIVING YARDS ARE SECOND-MOST BY A PATRIOTS RUNNING BACK, BEHIND THE 3,701 BY KEVIN FAULK.**

**24** CAREER TOUCHDOWN RECEPTIONS ARE SECOND IN PATRIOTS ALL-TIME HISTORY AMONG RUNNING BACKS BEHIND THE 26 BY LARRY GARRON.

**HIS 362 RECEPTIONS ARE SECOND-MOST IN PATRIOTS HISTORY AMONG RUNNING BACKS BEHIND THE 431 BY KEVIN FAULK.**







# PATRIOTS DEFENSIVE NOTES

## WHITE JOINS EXCLUSIVE GROUP

In 2018, White became the fourth running back in the Super Bowl era with at least 750 receiving yards and seven receiving touchdowns in a season, joining Gary Anderson (1986), Larry Centers (1996) and Marshall Faulk (2000 and 2001).

## WHITE HAS CAREER DAY

White set career regular season highs with 10 receptions and 115 receiving yards vs. Philadelphia (12/06/15). He is the only Patriots running back with four games with 10 or more receptions.

### MOST RECEPTIONS IN A GAME BY A RUNNING BACK IN PATRIOTS HISTORY

Player	Date	Opponent	Rec
Shane Vereen	12/08/13	Cleveland	12
Tony Collins	11/29/87	Philadelphia	11
Kevin Faulk	09/03/20	Tampa Bay	11
Leroy Thompson	11/13/94	Minnesota	11
James White	10/29/18	Buffalo	10
James White	10/04/18	Indianapolis	10
James White	10/01/17	Carolina	10
James White	12/06/15	Philadelphia	10
Tony Collins	11/16/86	L.A. Raiders	10

### MOST RECEIVING YARDS IN A GAME BY A RUNNING BACK IN PATRIOTS HISTORY

Player	Date	Opponent	Yds
Shane Vereen	12/08/13	Cleveland	153
Dick Christy	11/04/60	Oakland	124
Joe Johnson	11/25/60	Houston	123
James White	12/06/15	Philadelphia	115
Larry Garron	12/11/66	Houston	113

## WHITE PLAYOFF NOTES

### SUPER BOWL RECORD SETTER

White set a Super Bowl record with 14 receptions (for 110 yards) in Super Bowl LI.

### MOST RECEPTIONS IN A SUPER BOWL

Player	Team	SB	Opponent	Rec.
James White	New England	LI	Atlanta	14
Demaryius Thomas	Denver	XLVII	Seattle	13
Dan Ross	Cincinnati	XVI	San Francisco	11
Jerry Rice	San Francisco	XXIX	San Diego	11
Wes Welker	New England	XLII	N.Y. Giants	11
Shane Vereen	New England	XLIX	Seattle	11

White also set a Super Bowl record by scoring 20 points with two rushing touchdowns, one touchdown reception and one two-point conversion.

### MOST POINTS SCORED IN A SUPER BOWL

Player	Team	SB	Opponent	Points
James White	New England	LI	Atlanta	20
Roger Craig	San Francisco	XIX	Miami	18
Jerry Rice	San Francisco	XXIV	Denver	18
Ricky Watters	San Francisco	XXIX	San Diego	18
Terrell Davis	Denver	XXXII	Green Bay	18

### MOST TOUCHDOWNS IN A SUPER BOWL

Player	Team	SB	Opponent	TDs
James White	New England	LI	Atlanta	3 (2 rush, 1 rec.)
Roger Craig	San Francisco	XIX	Miami	3 (2 rec., 1 rush)
Jerry Rice	San Francisco	XXIV	Denver	3 (3 rec.)
Ricky Watters	San Francisco	XXIX	San Diego	3 (2 rec., 1 rush)
Terrell Davis	Denver	XXXII	Green Bay	3 (3 rush)

## WHITE TIES RECEPTIONS RECORD

White's 15 receptions in the 2018 Divisional Playoff win against L.A. Chargers tied Darren Sproles for most catches in a single playoff contest.

### MOST RECEPTIONS IN A PLAYOFF GAME

Player	Team	Rd/Yr	Opponent	Receptions
James White	New England	Div/18	L.A. Chargers	15
Darren Sproles	New Orleans	Div/11	San Francisco	15
James White	New England	SB/16	Atlanta	14
T.Y. Hilton	Indianapolis	WC/13	Kansas City	13
Chad Morton	New Orleans	Div/00	Minnesota	13
Shannon Sharpe	Denver	WC/93	L.A. Raiders	13
Thurman Thomas	Buffalo	Div/89	Cleveland	13
Kellen Winslow	San Diego	Div/81	Miami	13

## LB JA'WHAUN BENTLEY

### 2020 ACCOMPLISHMENTS

- Bentley has set single-season career-highs with 82 tackles and 1½ sacks this season.



Ja'Whaun and his family were homeless starting his freshman year of high school, living with one set of grandparents, then the other, then an aunt. Ja'Whaun and his brother slept on couches and floors at times over the course of several years. Once Ja'Whaun entered the NFL, he was able to secure permanent housing for his family.



## DL ADAM BUTLER

### BUTLER NETTED SIX SACKS IN 2019

Adam Butler set a new single-season career-high in 2019 with six sacks. His previous high was three sacks in 2018.

### CAREER-DEFINING CONTEST

Adam Butler arrived at Vanderbilt as an accomplished high school offensive lineman and spent his freshman season redshirting as a backup at center and guard. During his first offseason, Butler entered a rib eating contest, which judges ruled that his team had lost. Butler disagreed and began arguing with the judges. Then Commodore defensive coordinator Bob Shoop was in attendance and witnessed Butler's demeanor and was impressed with his competitive attitude. Shoop convinced then head coach James Franklin to ask Butler to transition to defense.



"Coach Franklin brought me into his office and he asked me what I wanted, and I wanted whatever was best for the team," Butler told The Tennessean. "Because we were so short on defensive linemen at that time, that's how it happened."





# PATRIOTS DEFENSIVE NOTES

**LB BRANDON COPELAND**

**LIFE  
101**

Copeland interned at investment bank UBS during summer breaks in college and has since returned to Penn to teach a financial literacy seminar called "Life 101."



**CB STEPHON GILMORE**

## 2020 ACCOMPLISHMENTS

- Earned his fourth career Pro Bowl selection.

## LOCK-DOWN DEFENDER

Gilmore tied for the NFL lead with six interceptions and led the NFL with 20 passes defended in 2019. The six interceptions marked a career-high and 20 passes defended matched the career-high 20 he had in 2018.

## 2019 NFL INTERCEPTION LEADERS

Player	Team	Interceptions
Stephon Gilmore.....	New England	6
Tre'Davious White.....	Buffalo	6
Anthony Harris.....	Minnesota	6

## 2019 NFL PASSES DEFENSED LEADERS

Player	Team	Passes Defensed
Stephon Gilmore.....	New England	20
Carlton Davis.....	Tampa Bay	18
Logan Ryan.....	Tennessee	18
Tre'Davious White.....	Buffalo	17
Jamel Dean.....	Tampa Bay	17
Joe Haden.....	Pittsburgh	17
Jaire Alexander.....	Green Bay	17

## MOST PASSES DEFENSED IN A SINGLE SEASON IN PATRIOTS HISTORY

Player	Passes Defensed
Ty Law (1998).....	27
Asante Samuel (2006).....	24
Maurice Hurst (1994).....	23
Ty Law (2003).....	23
Tyrone Poole (2003).....	21
Stephon Gilmore (2019).....	20
Stephen Gilmore (2018).....	20

## 2019 NFL DEFENSIVE PLAYER OF THE YEAR

**THE FIRST PATRIOT TO WIN THE ACCOLADE**



**HAS EARNED FOUR PRO BOWL SELECTIONS AND WAS A UNANIMOUS ALL-PRO FIRST TEAM SELECTION IN 2019.**

**HE TIED FOR NFL LEAD WITH SIX INTERCEPTIONS AND LED THE NFL WITH 20 PASSES DEFENSED IN 2019.**



## LEAGUE LEADER

Since entering the NFL in 2012, Stephon Gilmore is second with 114 passes defended.

## NFL PASSES DEFENSED LEADERS SINCE 2012

Player	Team	Passes Defensed
Janoris Jenkins.....	STL/NYG/NO	117
Stephon Gilmore.....	BUF/NE	114
Joe Haden.....	CLE/PIT	111
Johnathan Joseph.....	HOU/TEN	109
Darius Slay.....	DET/PHI	109

## SERIOUS BALL SKILLS

Gilmore became the 11th player since 2000 to record back-to-back seasons with 20 or more passes defended.

## CONSECUTIVE SEASONS - 20+ PASSES DEFENSED

Player	Team	Seasons
Stephon Gilmore	New England	2018 (20) & 2019 (20)
Kyle Fuller	Chicago	2017 (22) & 2018 (21)
Casey Howard	L.A. Chargers	2016 (20) & 2017 (22)
Marcus Peters	Kansas City	2015 (26) & 2016 (20)
Joe Haden	Cleveland	2013 (20) & 2014 (20)
Tramon Williams	Green Bay	2010 (20) & 2011 (22)
Leon Hall	Cincinnati	2008 (24) & 2009 (24)
Champ Bailey	Denver	2005 (23) & 2006 (21)
Marcus Trufant	Seattle	2003 (20) & 2004 (20)
Marcus Coleman	Houston	2002 (22) & 2003 (22)
Troy Vincent	Philadelphia	2000 (22) & 2001 (27)

## GILMORE LEARNS FROM PATRIOTS PREDECESSORS

Stephon Gilmore may be one of the best cover corners in football, and recognizes the importance of the history of his position. "I'm a big history person. I like to know my history. I've watched the players who have played the game. I wouldn't be in the position I'm in now without those guys," Gilmore told the *Boston Herald*. As a player who appreciates the history of the game, Gilmore has placed emphasis on building relationships with former Patriots defensive backs and Pro Football Hall of Famers Ty Law and Mike Haynes.



# PATRIOTS DEFENSIVE NOTES



## DB J.C. JACKSON

### ACTION JACKSON

J.C. Jackson recorded three interceptions as an undrafted rookie in 2018, five interceptions last year, and is second in the NFL with eight interceptions in 2020. His 16 interceptions are second in the NFL lead since the start of the 2018 season.

### MOST INTERCEPTIONS SINCE 2018

Player	Team	Interceptions
Xavien Howard	Miami	17
J.C. Jackson	New England	16
Kyle Fuller	Chicago	11
Justin Simmons	Denver	11
Tre'Davious White	Buffalo	11
Four players tied with 10		

### JACKSON TIES TEAM PICK RECORD

Jackson became the fifth Patriot overall and first since Asante Samuel (2006-07) to net at least five interceptions in consecutive seasons. Jackson totaled five interceptions last year and has seven in 2020.

### MOST CONSECUTIVE SEASONS WITH 5+ INTERCEPTIONS

Player	INTs (Year)	INTs (Year)	INTs (Year)
Ron Bolton	6 (1973)	7 (1974)	5 (1975)
Mike Haynes	8 (1976)	5 (1977)	6 (1978)
J.C. Jackson	5 (2019)	8 (2020)	
Raymond Clayborn	5 (1979)	5 (1980)	
Asante Samuel	10 (2006)	7 (2007)	

### JACKSON SETS TEAM PICK RECORD

J.C. Jackson set a team record in the win over Baltimore (11/15) with an interception in his fifth consecutive game. Devin McCourty and Mike Haynes held the previous team record with picks in four straight games.

### MOST CONSECUTIVE GAMES WITH AN INT IN PATRIOTS HISTORY

- 5- J.C. Jackson (10/18/20 – 11/15/20)
- 4- Devin McCourty (09/08/19 – 09/29/19)
- 4 - Mike Haynes (11/07/76-11/28/76)

### JACKSON TAKETH AWAY

With fumble recoveries in back-to-back contests in Weeks 3 & 4, followed by an interception in five consecutive games, Jackson had a takeaway in seven straight games. That mark is a franchise record and is one short of the NFL record for most consecutive games with a takeaway.

### MOST CONSECUTIVE GAMES WITH A TAKEAWAY (SINCE 1970 MERGER)

Player	Team	Season	Games
Mark Murphy	Washington	1980	8
Al Richardson	Atlanta	1981	8
J.C. Jackson	New England	2020	7
Chris Dishman	Houston Oilers	1991	7

### J.C. EYING TAKEAWAY RECORD UNDER BELICHICK

DB Ron Hall set a Patriots franchise record in 1964 with 13 takeaways (11 interceptions, 2 fumble recoveries) in a single season. J.C. Jackson has recorded eight interceptions and recovered two fumbles for an NFL-leading 10 takeaways in 2020. He tied CB Asante Samuel (10 interceptions) for the record for most takeaways in a single season under Bill Belichick as Patriots head coach.

### MOST TAKEAWAYS BY A PATRIOT UNDER BILL BELICHICK

Player	Year	Takeaways	Interceptions	Fumble Recoveries
Asante Samuel	2006	10	10	0
J.C. Jackson	2020	10	8	2
Kyle Arrington	2011	8	7	1

## DB DEVIN MCCOURTY



### 2020 ACCOMPLISHMENTS

- McCourty entered the 2020 season in eighth place in franchise history with 26 interceptions and tied Maurice Hurst for seventh place with 27 after an interception return for a touchdown at Seattle on Sept. 20. He then tied Mike Haynes for sixth place with a pick vs. San Francisco (10/25).

### WHAT TO WATCH FOR IN 2020

- Devin McCourty entered 2020 tied with Ty Law for second most Pro Bowls as a Patriots defensive back with four. Only CB Mike Haynes had more Pro Bowl invites as a Patriots defensive back with six.
- McCourty (28) needs two interceptions to join Ty Law (36), Raymond Clayborn (36) as the third Patriot to reach 30 career interceptions.

### PICK LEADER

Devin McCourty tied for fourth in the NFL with five interceptions in 2019, his third career season with five-plus interceptions. That mark tied Marcus Peters and Earl Thomas for most seasons with five-plus interception seasons since 2010. Additionally, McCourty's 28 regular season interceptions since he entered the league in 2010 are tied for the sixth-most in the NFL over that span.

### 2019 NFL INTERCEPTION LEADERS

Player	Team	Interceptions
Stephon Gilmore	New England	6
Tre'Davious White	Buffalo	6
Anthony Harris	Minnesota	6
J.C. Jackson	New England	5
Devin McCourty	New England	5
Darius Leonard	Indianapolis	5
Marcus Peters	LAR/BAL	5
Minkah Fitzpatrick	MIA/PIT	5
Joe Haden	Pittsburgh	5
Kevin King	Green Bay	5
Kevin Byard	Tennessee	5



# PATRIOTS DEFENSIVE NOTES



**HAS STARTED EVERY GAME THAT HE HAS PLAYED.**



**FOUR-TIME PRO BOWL SELECTION**

**1 OF 7**

**PLAYERS IN NFL HISTORY TO START IN AT LEAST FIVE SUPER BOWLS**

**10** HAS BEEN VOTED A TEAM CAPTAIN 10 TIMES.

## NFL INTERCEPTION LEADERS SINCE 2010

Player	Team(s)	Interceptions
Richard Sherman.....	SEA/SF.....	36
Reggie Nelson .....	CIN/OAK .....	31
Earl Thomas III .....	SEA/BAL .....	30
Marcus Peters .....	KC/LAR/BAL .....	30
Joe Haden .....	CLE/PIT .....	29
<b>Devin McCourty .....</b>	<b>New England .....</b>	<b>28</b>
Patrick Peterson .....	Arizona.....	28
Harrison Smith .....	Minnesota .....	27
Brent Grimes .....	ATL/MIA/TB.....	26
Aqib Talib .....	TB/NE/DEN/LAR/MIA.....	26
Janoris Jenkins.....	NY Giants/Stl/NO .....	26

## THE MOST IMPORTANT ABILITY IS AVAILABILITY

McCourty has played the most defensive snaps since he entered the NFL in 2010 with 10,824 defensive snaps. Malcolm Jenkins (New Orleans and Philadelphia) is second with 10,753 defensive snaps.

## McCOUR-TD

DB Devin McCourty now has four career touchdowns following return of a blocked field goal for a touchdown at LA Chargers (12/6) and his 43-yard interception return for a touchdown at Seattle (9/20/20). McCourty also had an 84-yard interception return for a touchdown at Buffalo in 2018 and a 104-yard kickoff return vs. N.Y. Jets in 2012.

## DOUBLE TROUBLE

After being selected by the Patriots in the first round of the 2010 NFL Draft, Devin McCourty became part of a select group in league history. McCourty's identical twin brother, Jason, joined the Patriots in 2018. The two became the 12th set of twins to play in the NFL. In the 2018 season opener, Devin and Jason became the first set of twins to play together on the same NFL team since 1926 when Gene and Tom Golsen suited up together for the Louisville Colonels.

Devin became the second twin to suit up for the Patriots, after CB Kato Serwanga was a member of the team from 1998-2000. His twin brother, Jason, played for San Francisco and Minnesota from 1999-2001. According to McCourty's mother, the two can only be told apart by tiny scars on their faces left by chickenpox.

## IN GOOD COMPANY

Devin McCourty earned Associated Press All-Pro Second Team honors at safety in 2013 and 2016. He also earned Second Team All-Pro Honors as a rookie in 2010 when he played cornerback. McCourty joined Pro Football Hall of Famers Rod Woodson and Ronnie Lott as the only NFL players to earn All-Pro honors at both safety and cornerback.

## BROTHERS IN ARMS

Devin and Jason McCourty have seen first-hand the effects of sickle cell disease. Both their aunt and uncle lived with the disease while their father carried the trait. Devin and Jason partnered with Embrace Kids Foundation to form their own "Tackle Sickle Cell" campaign aiming to educate the public, increase blood donations and raise money and awareness for the fight against sickle cell disease. Devin's work with the local Boston Children's Hospital has helped advance research of the disease with doctors now as close as they've ever been to a cure.



# PATRIOTS PLAYOFF NOTES

## ALL-TIME PLAYOFF RESULTS

The Patriots have compiled a 37-21 record in their 58 playoff games and their .638 playoff winning percentage is the best in NFL history among teams that have played at least 15 postseason games.

### PATRIOTS PLAYOFF RECORD BY ROUND

Round	Record
First Round*	0-1
Wild Card Round	4-4
Divisional Round	16-6
AFC Championship	11-4
AFL Championship	0-1
Super Bowl	6-5
Total	37-21

\*1982 Strike Season

### ALL-TIME BEST NFL PLAYOFF RECORDS (MINIMUM 15 POSTSEASON GAMES)

Team	Wins	Losses	Win Pct.
New England	37	21	.638
San Francisco	32	21	.604
Green Bay	35	23	.603
Baltimore	15	10	.600
Pittsburgh	36	25	.590
OAK/L.A. Raiders	25	19	.568
Dallas	35	28	.556

### MOST POSTSEASON WINS ALL-TIME

Team	Wins
New England Patriots	37
Pittsburgh Steelers	36
Dallas Cowboys	35
Green Bay Packers	35
San Francisco 49ers	32
Oakland Raiders	25

## PATRIOTS IN THE PLAYOFFS

The Patriots have qualified for the playoffs 27 times in their 60-year history. Twenty-one of those playoff berths have come in the 26 seasons since Robert Kraft purchased the team in 1994, a dramatic contrast to the six total playoff berths the team earned in its first 34 years of existence. The Patriots have won 22 division crowns - 19 since Robert Kraft's purchase in 1994 and 17 in the last 19 seasons.

### PATRIOTS PLAYOFF SEASONS (27)

Year	How Qualified	Seed	Rec.	Result
2019	Division Champions	3	0-1	Wild Card Round
2018	Division Champions	2	3-0	Super Bowl Champions
2017	Division Champions	1	2-1	AFC Champions
2016	Division Champions	1	3-0	Super Bowl Champions
2015	Division Champions	2	1-1	AFC Championship Game
2014	Division Champions	1	3-0	Super Bowl Champions
2013	Division Champions	2	1-1	AFC Championship Game
2012	Division Champions	2	1-1	AFC Championship Game
2011	Division Champions	1	2-1	AFC Champions
2010	Division Champions	1	0-1	AFC Divisional Round
2009	Division Champions	3	0-1	Wild Card Round
2007	Division Champions	1	2-1	AFC Champions
2006	Division Champions	4	2-1	AFC Championship Game
2005	Division Champions	4	1-1	AFC Divisional Round
2004	Division Champions	2	3-0	Super Bowl Champions
2003	Division Champions	1	3-0	Super Bowl Champions
2001	Division Champions	2	3-0	Super Bowl Champions
1998	Wild Card	6	0-1	Wild Card Round
1997	Division Champions	3	1-1	AFC Divisional Round
1996	Division Champions	2	2-1	AFC Champions
1994	Wild Card	5	0-1	Wild Card Round
1986	Division Champions	3	0-1	AFC Divisional Round
1985	Wild Card	5	3-1	AFC Champions
1982*	16-Team Format	7	0-1	First Round
1978	Division Champions	2	0-1	AFC Divisional Round
1976	Wild Card	4	0-1	AFC Divisional Round
1963	Division Champions	--	1-1	AFL Championship Game

\*Strike Year | Bold indicates Kraft era

**37-21 Record**

## PLAYOFF BERTHS UNDER KRAFT

New England has qualified for the playoffs 27 times in the team's 61-year history. The Patriots have earned 21 of those playoff berths in the 27 seasons since Robert Kraft purchased the team in 1994. New England has won 22 division crowns overall (21 AFC East crowns) and has qualified as a Wild Card team on four occasions (1976, '85, '94 and '98). The Patriots also qualified for the playoffs in 1982 as part of a 16-team tournament following a players' strike.



## ANNUAL ACHIEVEMENT

The Patriots are also the only team to win more than half of their games in 19 straight seasons since the 1970 AFL-NFL merger, more than the 49ers (16 straight from 1983-98) and the Cowboys (16 straight from 1970-85).

The Patriots have now won nine or more games in 23 of the 27 seasons Robert Kraft has owned the team.

### MOST CONSECUTIVE WINNING SEASONS (SINCE 1970 NFL MERGER)

Team	Years	Winning Seasons
New England	2001-19	19
San Francisco	1983-98	16
Dallas	1970-85	16
Oakland	1970-80	11

### MOST CONSECUTIVE WINNING SEASONS ALL-TIME

Team	Years	Winning Seasons
Dallas	1966-85	20
New England	2001-19	19
San Francisco	1983-98	16
Oakland	1965-80	16
Chicago	1930-44	15
Green Bay	1934-47	14
Cleveland	1957-69	13

## CONTINUED ADVANCEMENT

### TEAMS TO WIN AT LEAST ONE PLAYOFF GAME IN CONSECUTIVE SEASONS

Team	Years	Consec. Seasons	Wins
New England	2011-18	8	16
Dallas	1991-96	6	12
Seattle	2012-16	5	8
New England	2003-07	5	11
Baltimore	2008-12	5	9
Philadelphia	2000-04	5	7
Green Bay	1993-97	5	9
Oakland	1973-77	5	7

## 2019 AFC EAST CHAMPIONS

The New England Patriots claimed the AFC East Division title for the 11th consecutive season and for the 19th time under Robert Kraft in 2019. New England joined the Atlanta Braves as the only franchises from the NFL, NBA, MLB or NHL to win at least 10 straight division titles. Atlanta won 14 consecutive division championships from 1991-2005.

### DIVISION CHAMPIONSHIPS SINCE 1994

New England	19
Green Bay	14
Pittsburgh	13
Indianapolis	10





# PATRIOTS PLAYOFF NOTES

## PLAYOFF TRENDS SINCE 1970

### PATRIOTS PLAYOFF TRENDS (SINCE 1970 NFL MERGER)

<i>All-Time (36-20)</i>	<i>Record</i>
vs. AFC.....	30-15
vs. NFC.....	6-5
Home.....	23-5
Away.....	7-10
Neutral.....	6-5
Leading at Halftime.....	27-4
Trailing at Halftime.....	6-14
Tied at Halftime.....	3-2
Leading After 3 Quarters.....	26-4
Tied After 3 Quarters.....	4-0
Trailing After 3 Quarters.....	6-16
Decided by 7 Points or Fewer.....	15-10
Decided by 3 Points or Fewer.....	7-4
When Scoring First.....	27-8
When Not Scoring First.....	9-12
Positive Turnover Ratio.....	22-1
Even Turnover Ratio.....	6-5
Negative Turnover Ratio.....	8-14
Winning or Even Penalty Ratio.....	27-5
Losing Penalty Ratio.....	9-15
With a 100-Yard Rusher.....	11-0
Without a 100-Yard Rusher.....	25-20
With a 100-Yard Receiver.....	19-8
Without a 100-Yard Receiver.....	17-12
When Allowing a 100-Yard Rusher.....	4-6
When Not Allowing a 100-Yard Rusher.....	32-14
When Allowing a 100-Yard Receiver.....	9-8
When Not Allowing a 100-Yard Receiver.....	27-12
With a 300-Yard Passer.....	12-4
Without a 300-Yard Passer.....	24-16
Allowing a 300-Yard Passer.....	8-3
Not Allowing a 300-Yard Passer.....	28-17

## RECORD PLAYOFF PARTICIPATION

The Patriots played at least one postseason game in 11 straight seasons from 2009 through 2019, the most consecutive seasons participating in a postseason game in NFL history.

### MOST CONSECUTIVE SEASONS PARTICIPATING IN A PLAYOFF GAME

<i>Team</i>	<i>Consec. Seasons (Yrs)</i>
<b>New England.....</b>	<b>11 (2009-19)</b>
Dallas.....	9 (1975-83)
Indianapolis.....	9 (2002-10)
Dallas.....	8 (1966-73)
Green Bay.....	8 (2009-16)
L.A. Rams.....	8 (1973-80)
Pittsburgh.....	8 (1972-79)
San Francisco.....	8 (1983-90)

## MOST PLAYOFF WINS IN A DECADE

The Patriots won 16 playoff games in the 2010's, a new record for the most playoff victories by any NFL team in a decade.

### MOST PLAYOFF VICTORIES IN A DECADE

<i>Team</i>	<i>Decade</i>	<i>Playoff Wins</i>	<i>Championships</i>
<b>New England</b>	<b>2010s</b>	<b>16</b>	<b>2014, 16, 18</b>
<b>New England</b>	<b>2000s</b>	<b>14</b>	<b>2001, 03, 04</b>
Dallas	1970s	14	1971, 77
Pittsburgh	1970s	14	1974-75, 1978-79
San Francisco	1980s	13	1981, 84, 1988-89
Dallas	1990s	12	1992-93, 95
Washington	1980s	11	1982, 87
Buffalo	1990s	10	--
Philadelphia	2000s	10	--
Pittsburgh	2000s	10	2005, 08

## SUSTAINED PLAYOFF SUCCESS

The Patriots won 12 playoff games from 2014-18, the NFL's highest playoff victory total over a five-season span.

### MOST PLAYOFF VICTORIES IN A FIVE-YEAR SPAN

<i>Team</i>	<i>5-Year Span</i>	<i>Playoff Wins</i>	<i>SB Wins</i>
<b>New England</b>	<b>2014-18</b>	<b>12</b>	<b>3</b>
<b>New England</b>	<b>2003-07</b>	<b>11</b>	<b>2</b>
Dallas	1991-95	11	3
Dallas	1992-96	11	3
<b>New England</b>	<b>2013-17</b>	<b>10</b>	<b>2</b>
<b>New England</b>	<b>2001-05</b>	<b>10</b>	<b>3</b>
Pittsburgh	1974-78	10	3
Pittsburgh	1975-79	10	3

## PATS REACH 50 PLAYOFF GAMES

The Patriots are one of five NFL teams with 50 or more postseason games played in their franchise's history.

### MOST POSTSEASON GAMES PLAYED

<i>Team</i>	<i>Games Played</i>
Dallas.....	63
Pittsburgh.....	61
<b>New England.....</b>	<b>58</b>
Green Bay.....	58
San Francisco.....	53

## PATRIOTS AT HOME IN THE PLAYOFFS

The Patriots are 23-5 (.821) at home in the playoffs in their history. Twenty-seven of the franchise's 28 home playoff games have taken place since Robert Kraft purchased the team in 1994. After Kraft bought the team, the Patriots won 11 consecutive home playoff games before experiencing a home loss.

### PATRIOTS AT HOME IN THE PLAYOFFS (23-5)

<i>Date</i>	<i>Round</i>	<i>Opponent</i>	<i>W/L</i>	<i>Score</i>
01/04/20	AFC Wild Card	Tennessee	L	13-20
01/13/19	AFC Divisional	L.A. Chargers	W	41-28
01/21/18	AFC Championship	Jacksonville	W	24-20
01/13/18	AFC Divisional	Tennessee	W	35-14
01/22/17	AFC Championship	Pittsburgh	W	36-17
01/14/17	AFC Divisional	Houston	W	34-16
01/16/16	AFC Divisional	Kansas City	W	27-20
01/18/15	AFC Championship	Indianapolis	W	45-7
01/10/15	AFC Divisional	Baltimore	W	35-31
01/11/14	AFC Divisional	Indianapolis	W	43-22
01/20/13	AFC Championship	Baltimore	L	13-28
01/13/13	AFC Divisional	Houston	W	41-28
01/22/12	AFC Championship	Baltimore	W	23-20
01/14/12	AFC Divisional	Denver	W	45-10
01/16/11	AFC Divisional	N.Y. Jets	L	21-28
01/10/10	AFC Wild Card	Baltimore	L	14-33
01/20/08	AFC Championship	San Diego	W	21-12
01/12/08	AFC Divisional	Jacksonville	W	31-20
01/07/07	AFC Wild Card	N.Y. Jets	W	37-16
01/07/06	AFC Wild Card	Jacksonville	W	28-3
01/16/05	AFC Divisional	Indianapolis	W	20-3
01/18/04	AFC Championship	Indianapolis	W	24-14
01/10/04	AFC Divisional	Tennessee	W	17-14
01/19/02	AFC Divisional	Oakland	W	16-13 (OT)
12/28/97	AFC Wild Card	Miami	W	17-3
01/12/97	AFC Championship	Jacksonville	W	20-6
01/05/97	AFC Divisional	Pittsburgh	W	28-3
12/31/78	AFC Divisional	Houston	L	14-31



# PATRIOTS PLAYOFF NOTES

## HOME DOMINANCE

The Patriots have a 23-5 (.821) all-time record in home playoff games. The Patriots .821 winning percentage at home in the post-season is first among teams with at least 15 home playoff games and their 23 wins are the most. The Patriots are one of four teams with at least 20 playoff wins at home. Pittsburgh, Dallas and San Francisco have 21 home wins in the postseason.

### BEST HOME PLAYOFF RECORDS

Team	Record	Win Pct.
New England .....	23-5.....	.821
Oakland .....	19-5.....	.792
Green Bay .....	19-5.....	.792
Denver.....	17-5.....	.773
Washington .....	13-5.....	.722
San Francisco .....	22-9.....	.710
Dallas.....	21-9.....	.700

## AT HOME IN THE PLAYOFFS

### LONGEST CONSECUTIVE HOME PLAYOFF WINNING STREAKS

Team	Wins	Seasons
Green Bay .....	13.....	1939-2001
New England .....	11.....	1996-2008
Seattle .....	10.....	2005-16
New England .....	9.....	2013-18
Buffalo .....	9.....	1988-95
Washington .....	8.....	1942-83

## PATRIOTS IN THE WILD CARD ROUND

### WILD CARD PLAYOFF RESULTS (4-5)

Date	Round	Opponent	W/L	Score
01/04/20	AFC Wild Card	Tennessee	L	13-20
01/10/10	AFC Wild Card	Baltimore	L	14-33
01/07/07	AFC Wild Card	N.Y. Jets	W	37-16
01/07/06	AFC Wild Card	Jacksonville	W	28-3
01/03/99	AFC Wild Card	at Jacksonville	L	10-25
12/28/97	AFC Wild Card	Miami	W	17-3
01/01/95	AFC Wild Card	at Cleveland	L	13-20
12/28/85	AFC Wild Card	at N.Y. Jets	W	26-14
01/08/83*	First Round	at Miami	L	13-28

\*16-Team Format

## PATRIOTS IN THE DIVISIONAL ROUND

### DIVISIONAL PLAYOFF RESULTS (16-6)

Date	Round	Opponent	W/L	Score
01/13/19	AFC Divisional	L.A. Chargers	W	41-28
01/13/18	AFC Divisional	Tennessee	W	35-14
01/14/17	AFC Divisional	Houston	W	34-16
01/16/16	AFC Divisional	Kansas City	W	27-20
01/10/15	AFC Divisional	Baltimore	W	35-31
01/11/14	AFC Divisional	Indianapolis	W	43-22
01/13/13	AFC Divisional	Houston	W	41-28
01/14/12	AFC Divisional	Denver	W	45-10
01/16/11	AFC Divisional	N.Y. Jets	L	21-28
01/12/08	AFC Divisional	Jacksonville	W	31-20
01/14/07	AFC Divisional	at San Diego	W	24-21
01/14/06	AFC Divisional	at Denver	L	13-27
01/16/05	AFC Divisional	Indianapolis	W	20-3
01/10/04	AFC Divisional	Tennessee	W	17-14
01/19/02	AFC Divisional	Oakland	W	16-13 (OT)
01/03/98	AFC Divisional	at Pittsburgh	L	6-7
01/05/97	AFC Divisional	Pittsburgh	W	28-3
01/04/87	AFC Divisional	at Denver	L	17-22
01/05/86	AFC Divisional	at L.A. Raiders	W	27-20
12/31/78	AFC Divisional	Houston	L	14-31
12/18/76	AFC Divisional	at Oakland	L	21-24
12/28/63	AFC Divisional	at Buffalo	W	26-8

## PATRIOTS IN THE AFC TITLE GAME

### AFC CHAMPIONSHIP GAME RESULTS (11-4)

Date	Round	Opponent	W/L	Score
01/20/19	AFC Championship	at Kansas City	W	37-31 (OT)
01/21/18	AFC Championship	Jacksonville	W	24-20
01/22/17	AFC Championship	Pittsburgh	W	36-17
01/24/16	AFC Championship	at Denver	L	18-20
01/18/15	AFC Championship	Indianapolis	W	45-7
01/19/14	AFC Championship	at Denver	L	16-26
01/20/13	AFC Championship	Baltimore	L	13-28
01/22/12	AFC Championship	Baltimore	W	23-20
01/20/08	AFC Championship	San Diego	W	21-12
01/21/07	AFC Championship	Indianapolis	L	34-38
01/23/05	AFC Championship	at Pittsburgh	W	41-27
01/18/04	AFC Championship	Indianapolis	W	24-14
01/27/02	AFC Championship	at Pittsburgh	W	24-17
01/12/97	AFC Championship	Jacksonville	W	20-6
01/12/86	AFC Championship	at Miami	W	31-14

## PATRIOTS IN THE SUPER BOWL

### SUPER BOWL RESULTS (6-5)

Date	Round	Opponent	W/L	Score
02/03/19	Super Bowl LIII	L.A. Rams	W	13-3
02/04/18	Super Bowl LII	Philadelphia	L	33-41
02/05/17	Super Bowl LI	Atlanta	W	34-28 (OT)
02/01/15	Super Bowl XLIX	Seattle	W	28-24
02/05/12	Super Bowl XLVI	N.Y. Giants	L	17-21
02/03/08	Super Bowl XLII	N.Y. Giants	L	14-17
02/06/05	Super Bowl XXXIX	Philadelphia	W	24-21
02/01/04	Super Bowl XXXVIII	Carolina	W	32-29
02/03/02	Super Bowl XXXVI	St. Louis	W	20-17
01/26/96	Super Bowl XXXI	Green Bay	L	21-35
01/26/86	Super Bowl XX	Chicago	L	10-46

## WRAPPING IT UP

The Patriots clinched the division title for the 22nd time in their history in 2019. It was the 11th consecutive year that the Patriots have won the division.

### DIVISION-CLINCHING GAMES

Year	Date Clinched	Opponent	Score	Record	2nd Place
2019	12/21/19	BUF	24-17	12-4	BUF (10-6)
2018	12/23/18	BUF	24-12	11-5	MIA (7-9)
2017	12/17/17	at PIT	27-24	13-3	BUF (9-7)
2016	12/18/16	at DEN	16-3	14-2	MIA (10-6)
2015	12/13/15	at HOU	27-6	12-4	NYJ (10-6)
2014	12/14/14	MIA	41-13	12-4	BUF (9-7)
2013	12/15/13	at BAL	41-7	12-4	NYJ (8-8)
2012	12/02/12	at MIA	23-16	12-4	MIA (7-9)
2011	12/18/11	at DEN	41-23	13-3	NYJ (8-8)
2010	12/26/10	at BUF	34-3	14-2	NYJ (11-5)
2009	12/27/09	JAX	35-7	10-6	NYJ (9-7)
2007	11/25/07	PHI	31-28	16-0	BUF (7-9)
2006	12/24/06	at JAX	24-21	12-4	NYJ (10-6)
2005	12/17/05	TB	28-0	10-6	MIA (9-7)
2004	12/12/04	CIN	35-28	14-2	NYJ (10-6)
2003	12/07/03	MIA	12-0	14-2	MIA (10-6)
2001	01/06/02@	at CAR	38-6	11-5	MIA (11-5)
1997	12/22/97@	at MIA	14-12	10-6	MIA (9-7)
1996	12/15/96	at DAL	6-12	11-5	BUF (10-6)
1986	12/22/86@	at MIA	34-27	11-5	NYJ (10-6)
1978	12/10/78	BUF	26-24	11-5	MIA (11-5)
1963	12/28/63*	at BUF	26-8	7-6-1	BUF (7-6-1)

@Season Finale

\*Division-deciding AFL playoff in Buffalo, N.Y.



# PATRIOTS PLAYOFF NOTES

## EIGHT STRAIGHT AFC CHAMP. GAMES

The Patriots advanced to the AFC Championship for the eighth straight season in 2018, the most consecutive conference title game appearances by any team in NFL history.

## MOST CONSECUTIVE CONFERENCE CHAMPIONSHIP GAME APPEARANCES SINCE 1970 MERGER

Team	Years	Results
New England	..... (8) 2011-18 ...	(5-3) W, L, L, W, L, W, W, W
Oakland	..... (5) 1973-77	..... (1-4) L, L, L, W, L
Philadelphia	..... (4) 2001-04	..... (1-3) L, L, L, W
Buffalo	..... (4) 1990-93	..... (4-0) W, W, W, W
Dallas	..... (4) 1970-73	..... (2-2) W, W, L, L
Dallas	..... (4) 1992-95	..... (3-1) W, W, L, W
San Francisco	..... (3) 2011-13	..... (1-2) L, W, L
Dallas	..... (3) 1980-82	..... (0-3) L, L, L
Green Bay	..... (3) 1995-97	..... (2-1) L, W, W
Miami	..... (3) 1971-73	..... (3-0) W, W, W
Pittsburgh	..... (3) 1974-76	..... (2-1) W, W, L
San Francisco	..... (3) 1992-94	..... (1-2) L, L, W
San Francisco	..... (3) 1988-90	..... (2-1) W, W, L
St. Louis	..... (3) 1974-76	..... (0-3) L, L, L

## PATRIOTS MOST BYES SINCE 2001

The Patriots secured a first round playoff bye in 2018 for the 13th time since 2001 — a feat unmatched by any team in the NFL in the last 18 years.

### MOST PLAYOFF BYES SINCE 2001

Team	Playoff Byes
New England	..... 13
Denver	..... 5
Pittsburgh	..... 5
Atlanta	..... 4
Chicago	..... 4
Philadelphia	..... 4

## MOST BYES SINCE 1990

The Patriots earned a first-round bye in the 2018 NFL playoffs and lead the NFL with 14 first-round byes since the current NFL playoff format was instituted in 1990. The Patriots earned a first-round bye for the ninth consecutive season, becoming the first team in NFL history to do so. Dallas and San Francisco earned four straight byes from 1992-95 and Denver had four straight from 2012-15.

### MOST BYES SINCE 1990

Team	Playoff Byes
New England	..... 14
Pittsburgh	..... 9
San Francisco	..... 9
Denver	..... 8

## TITLE TOWN

The Patriots extended their mark to 11 straight division titles in 2019. They joined the Atlanta Braves (14) as the only franchises from the NFL, NBA, MLB or NHL to win at least 10 straight division titles. The New York Yankees (1998-2006), Colorado Avalanche (1995-2003), LA Lakers (1982-90) and Boston Celtics (1957-65) are the teams from the other major four sports that have streaks of nine straight titles.

## MOST CONSECUTIVE NFL DIVISION TITLES

Team	Division	Titles	Years
New England	AFC East	11	2009-19
L.A. Rams	NFC West	7	1973-79
Pittsburgh	AFC Central	6	1974-79
Minnesota	NFC Central	6	1973-78
Dallas	NFL Capitol/NFC East	6	1966-71
Cleveland	American/Eastern Conf.	6	1950-55
New England	AFC East	5	2003-07
Kansas City	AFC West	5	2016-20
Denver	AFC West	5	2011-15
Indianapolis	AFC South	5	2003-07
Dallas	NFC East	5	1992-96
San Francisco	NFC West	5	1986-90
Chicago	NFC Central	5	1984-88
Oakland	AFC West	5	1972-76

The Patriots won the AFC East for 11 straight seasons from 2009-19, besting the five straight the team won from 2003-07 for the longest streak in AFC East division history. The Patriots have also won 17 of the last 19 division crowns overall and 19 division titles in the 26 seasons since Robert Kraft bought the team in 1994.

## MOST CONSECUTIVE AFC EAST TITLES

Team	Streak	Years
New England	..... 11	2009-19
New England	..... 5	2003-07
Buffalo	..... 4	1988-91
Miami	..... 4	1981, 83-85*
Miami	..... 4	1971-74
Baltimore Colts	..... 3	1975-77
Buffalo Bills	..... 3	1964-66@

\*Due to 1982 strike, the NFL played just a nine-game season and the standings were not divided into divisions that season.

@AFL

## ALL-TIME SUPER BOWL BERTHS

The Patriots advanced to their 11th Super Bowl in the 2018 season, a total that is the most in NFL history.

## MOST SUPER BOWL APPEARANCES

Team	Super Bowls
New England	..... 11
Dallas	..... 8
Denver	..... 8
Pittsburgh	..... 8
San Francisco	..... 7
GB, NYG, OAK, WAS, MIA	..... 5



# PATRIOTS REFERENCE NOTES

## CONSECUTIVE WINNING SEASONS

The Patriots have 34 seasons in which the team has finished above .500 since the 1970 merger, second only to the Pittsburgh Steelers (37). New England also led the NFL with 19 consecutive winning seasons (2001-19).

### MOST CONSECUTIVE SEASONS AT .500 OR BETTER

Team	Seasons	Consecutive Seasons
Dallas	1965-85	21
New England	2001-2019	19
Cleveland	1957-73	17

## STRONG IN THE SECOND HALF

Since 2001, the Patriots have done a remarkable job of finishing the season strong, compiling an NFL-best 116-37 (.758) record in games on or after Thanksgiving.

### PATRIOTS BEFORE AND AFTER THANKSGIVING SINCE 2001

Season	Pre-Thanksgiving	Post-Thanksgiving	Overall
2001	5-5 (.500)	9-0 (1.000)	14-5*
2002	6-5 (.545)	3-2 (.600)^	9-7
2003	9-2 (.818)	8-0 (1.000)	17-2*
2004	9-1 (.900)	8-1 (.889)	17-2*
2005	6-4 (.600)	5-3 (.625)	11-7*
2006	7-3 (.700)	7-2 (.777)	14-5*
2007	10-0 (1.000)	8-1 (.889)	18-1*
2008	7-4 (.636)	4-1 (.800)	11-5
2009	7-3 (.700)	3-4 (.429)	10-7*
2010	8-2 (.800)	6-1 (.857)^	14-3*
2011	7-3 (.700)	8-1 (.889)	15-4*
2012	7-3 (.700)	6-2 (.750)^	13-5*
2013	8-3 (.727)	5-2 (.833)	13-5*
2014	9-2 (.818)	6-2 (.750)	15-4*
2015	10-0 (1.000)	3-5 (.375)	13-5*
2016	8-2 (.800)	9-0 (1.000)	17-2*
2017	8-2 (.800)	7-2 (.777)	15-4*
2018	7-3 (.700)	7-2 (.778)	14-5*
2019	10-1 (.909)	2-4 (.333)	12-5*
2020	4-6 (.400)	2-2 (1.000)	???
Totals	152-54 (.738)	116-37 (.758)	262-83

\*Includes playoffs ^Includes games played on Thanksgiving

### BEST RECORDS ON OR AFTER THANKSGIVING SINCE 2001 (INCLUDING PLAYOFFS)

Team	W	L	T	Pct.
New England	116	37	0	.758
Pittsburgh	90	48	0	.652
Green Bay	88	51	0	.633
Philadelphia	83	55	0	.601
Baltimore	80	53	0	.602

## FORCING THE ISSUE

The Patriots lead the NFL with a plus-226 turnover margin since 1994.

### NFL TURNOVER MARGIN SINCE 1994

New England	+226
Kansas City	+163
Green Bay	+114

## SHARP AT GILLETTE

The Patriots not only have the best home record in the NFL since 1970 but the club also owns two 20-game home win streaks in Gillette Stadium history: a 20-game regular season win streak from 2008-11 and a 21-game win streak from 2017-19 that included the playoffs.

## Gillette STADIUM

### HIGHEST HOME WINNING PERCENTAGE SINCE 1970 (MINIMUM 25 GAMES)

Team	Stadium	W-L-T	Win Pct.
New England	Gillette Stadium	125-25-0	.833
Miami	Orange Bowl	101-22-1	.819
Minnesota	Metropolitan Stadium	64-23-1	.733
Pittsburgh	Heinz Field	115-43-1	.726
Pittsburgh	Three Rivers Stadium	169-67-0	.716
Seattle	Century Link	105-46-0	.695

### LONGEST HOME WINNING STREAK/PATRIOTS HISTORY (REGULAR SEASON ONLY)

Streak	First Win	Last Win
20	Dec. 21, 2008	Oct. 16, 2011
18	Oct. 22, 2017	Nov. 24, 2019
18	Dec. 29, 2002	Sept. 8, 2005
16	Dec. 30, 2012	Dec. 28, 2014
12	Nov. 26, 2006	Sept. 7, 2008
10	Sept. 18, 1976	Oct. 30, 1977

### LONGEST HOME WINNING STREAK/NFL HISTORY (REGULAR SEASON)

Streak	Team
27	Miami (1971-74)
25	Green Bay (1995-98)
24	Denver (1996-98)
20	New England (2008-11)
20	Green Bay (1928-32)

### LONGEST HOME WINNING STREAK/PATRIOTS HISTORY (REGULAR SEASON AND POSTSEASON)

Streak	First Win	Last Win
21	Oct. 22, 2017	Nov. 24, 2019
21	Dec. 29, 2002	Sept. 8, 2005

### LONGEST HOME WINNING STREAK/NFL HISTORY (REGULAR SEASON AND POSTSEASON)

Streak	Team
31	Miami (1971-74)
29	Green Bay (1995-98)
21	New England (2017-19)
21	New England (2002-05)
20	Green Bay (1929-32)

## TOP OFFENSE

The Patriots finished in the top 10 in offense for seven straight seasons (2007-13), third behind the San Francisco 49ers with 15 (1982-96) and the 11 straight by New Orleans (2006-16)



## TOP-10 OFFENSE

Since the 1970 merger, the Patriots offense has finished in the top-10 23 times, including 13 times under Bill Belichick.

### TOP-10 OFFENSE UNDER BILL BELICHICK

Year	Rank	Yards per Game
2018.....	5.....	393.4
2017.....	1.....	394.2
2016.....	4.....	386.3
2015.....	6.....	374.4
2013.....	7.....	384.5
2012.....	1.....	427.9
2011.....	2.....	428.0
2010.....	8.....	363.8
2009.....	3.....	397.3
2008.....	5.....	365.4
2007.....	1.....	411.3
2005.....	7.....	352.0
2004.....	7.....	411.3

## BEND DON'T BREAK

The Patriots finished first in the NFL in total defense for the first time in team history in 2019 and first in points allowed for the third time in team history.

### PATRIOTS DEFENSIVE RANKINGS SINCE 2000

Year	Avg. Points Allowed	Avg. Yds Allowed
2020.....	21.5 (7).....	345.4 (11)
2019.....	14.0 (1).....	275.9 (1)
2018.....	20.3 (7).....	359.1 (21)
2017.....	18.5 (5).....	366.0 (29)
2016.....	15.6 (1).....	326.4 (8)
2015.....	19.7 (10).....	339.4 (9)
2014.....	19.5 (8).....	344.1 (13)
2013.....	21.1 (10).....	373.1 (26)
2012.....	20.7 (9t).....	373.3 (25)
2011.....	21.4 (15).....	411.1 (31)
2010.....	19.6 (8).....	365.5 (25)
2009.....	17.8 (5).....	320.2 (11)
2008.....	19.3 (8).....	309.0 (10)
2007.....	17.1 (4).....	288.3 (4)
2006.....	14.8 (2).....	294.4 (6)
2005.....	21.1 (17).....	330.2 (26)
2004.....	16.3 (2t).....	310.6 (9)
2003.....	14.9 (1).....	291.6 (7)
2002.....	21.6 (17).....	336.1 (23)
2001.....	17.0 (6).....	334.5 (24)
2000.....	21.1 (17).....	334.6 (20)

## IN A RUSH FOR THE END ZONE

Since 2003, the Patriots are the only team to average at least one rushing touchdown per game. The Patriots have 314 rushing touchdowns in 286 games.

### MOST RUSHING TOUCHDOWNS SINCE 2003 (REGULAR SEASON ONLY)

Team	Rush TDs since 2003
New England.....	314
New Orleans.....	285

## HISTORIC SCORING CLIP

The Patriots had a historic scoring output over a three-game span in October and November 2014. New England tied a team record by scoring 40 or more points in three consecutive games from Oct. 26 to Nov. 16. The Patriots also scored 40 or more in three straight games in 2007. The Patriots have scored 40 or more points 62 times in team history, including 35 times since Bill Belichick became head coach in 2000, and 19 times since 2010.

## MOST CONSECUTIVE GAMES WITH 40+ POINTS IN PATRIOTS HISTORY

Gm	Year	Game 1	Game 2	Game 3
3	2014	10/26/14 (51-23 v. CHI)	11/02/14 (43-21 v. DEN)	11/16/14 (42-20 @ IND)
3	2007	10/14/07 (48-27 @ DAL)	10/21/07 (49-28 @ MIA)	10/28/07 (52-7 v. WAS)
2	1962	09/21/62 (41-16 v. DEN)	10/06/62 (43-14 @ NYT)	
2	2002	09/15/02 (44-7 @ NYJ)	09/22/02 (41-38 v. KC)	
2	2008	12/14/08 (49-26 @ OAK)	12/21/08 (47-7 v. ARZ)	
2	2010	11/25/10 (45-24 @ DET)	12/06/10 (45-3 v. NYJ)	
2	2012	11/18/12 (59-24 v. IND)	11/22/12 (49-19 @ NYJ)	
2	2015	09/20/15 (40-32 @ BUF)	09/27/15 (51-17 vs. JACK)	

## SCORING FLURRY

The Patriots scored three touchdowns in a 57-second span during the final two minutes of the first half against Chicago on Oct. 26, 2014, turning a 17-7 lead into a 38-7 cushion. It was the fastest three-touchdown flurry in the NFL since the Patriots had three touchdowns in 52 seconds against the New York Jets on Nov. 22, 2012. The Patriots are one of three teams to score three touchdowns in under a minute since the 1970 merger, and are the only team to have achieved the feat twice.

### NFL TEAMS TO SCORE THREE TDS IN LESS THAN ONE MINUTE

Team	Opponent	Date
New England.....	Chicago.....	10/26/14
New England.....	N.Y. Jets.....	11/22/12
Seattle.....	Minnesota.....	09/29/02
Atlanta.....	Carolina.....	10/04/98

### HOW THE PATRIOTS SCORED THREE TOUCHDOWNS IN 57 SECONDS:

- Rob Gronkowski caught a 2-yard touchdown pass from Tom Brady with 1:57 left in the first half to make the score 24-7 and cap off a 10-play, 80-yard drive.
- After the Patriots defense forced a three-and-out, a 42-yard Julian Edelman punt return gave New England possession at the Chicago 9-yard line, and Brady found Brandon LaFell for a 9-yard touchdown on the next play to give the Patriots a 31-7 lead with 1:07 left in the first half.
- On the Bears first play following the LaFell touchdown, Zach Moore forced a Jay Cutler fumble that was recovered by Rob Ninkovich and returned for a 15-yard touchdown that gave the Patriots a 38-7 Patriots lead with 55 seconds left in the first half.

## COMEBACKS FOR THE AGES

The Patriots have staged two historic come-from-behind victories over the past several seasons:

Belichick coached the Patriots back from a 25-point deficit to win Super Bowl LI. A comeback of that magnitude is extremely rare. There had been 2,656 games in which a team led by 25 points or more in NFL history, including the postseason. Teams leading by 25 had recorded 2,647 wins, seven losses and two ties, a winning percentage of .997.

New England came back from a 24-point deficit to defeat the Broncos, 34-31, in overtime in a Sunday Night Football matchup on Nov. 24, 2013, marking the largest regular season comeback win in team history, after trailing 24-0 at halftime.

New England's previous best comeback win was from a 23-0 deficit to win, 38-23, vs. Seattle (09/16/84). The Patriots also came back from 22 points down to win at the New York Giants, 23-22 (12/21/96). The Patriots have come from 21 points down to win four times, most recently vs. Buffalo (01/01/12).

# PATRIOTS FOOTBALL NETWORK

The Patriots Football Network (PFN) is the full portfolio of media offerings from the six-time Super Bowl Champion New England Patriots. PFN provides Patriots content produced both in-house and with media partners spanning print, television, radio and the Internet.

## PATRIOTS ALL ACCESS

The Emmy Award-winning "Patriots All-Access" airs weekly throughout the season on WBZ-TV Channel 4 in Boston and regional affiliates in Hartford, Providence, Springfield, Burlington, Portland and Bangor. "Patriots All-Access" features exclusive behind-the-scenes access and in-depth weekly features on Patriots players and personnel. Hosted by WBZ's Steve Burton, the show features weekly sit-downs with Bill Belichick including the popular "Belestrator" segment where the coach breaks down upcoming opponents with Scott Zolak.

"Patriots All-Access" airs Fridays from 7-8 p.m. on **WBZ-TV** and Sunday from 9-10 a.m. on **myTV38** in Boston. **Check local listings for airtime.**

## PATRIOTS THIS WEEK

Insider information. Passionate debate. Timely analysis. That's what "Patriots This Week" delivers. The show, hosted by Bob Socci with former Patriots Scott Zolak and Matt Chatham, is a fast-paced, half-hour of football talk. From breaking down the previous contest to game planning the next opponent, there's no better way to get ready for football than "Patriots This Week" — every Friday night at 10:30 p.m. on NBC Sports Boston.

## PATRIOTS.COM

### NEWS

Patriots.com features daily updates and exclusive content from the writers of Patriots Football Weekly, offering everything from breaking news to player features and the popular "Unfiltered Q&A" postings.

### VIDEO

The Patriots offer video ready for any device with a screen. Live video includes every Bill Belichick and player press conference, the Dunkin' pregame and postgame shows and other events such as special episodes of Patriots All-Access and the Patriots Hall of Fame induction ceremony. On demand video ranges from daily news updates, special features, player interviews, game highlights and Patriots Cheerleaders. Video offerings also include exclusive content such as postgame locker room celebrations and "Belichick Breakdowns" where coach gives his unique insight into opponents and plays.

### AUDIO

Live, original radio shows and on demand podcasts produced from the studios at Gillette Stadium are available on Patriots.com, the Patriots app, TuneIn Radio, iTunes and other podcast platforms. The line-up includes "Patriots Unfiltered," the team's flagship show featuring the writers from Patriots.com and "Patriots Playbook" with John Rooke. Also, "Pats from the Past" has Patriots Hall of Fame Executive Director Bryan Morry and Matt Smith, Patriots Executive Producer, sitting down for extended conversations with former Patriots. Morry and Smith's combined 40 years of experience with the team makes for great interviews with fan favorites over the decades.

Additional audio content includes every press conference and conference call, player interviews, Training Camp-cast, Patriots Roster Report, Patriots Prospect Reports and special live NFL Draft shows. Wherever there's a speaker, there's Patriots audio, anytime, anywhere. Check Patriots.com for in-season and out-of-season schedules.

### PHOTOS

The Patriots in-house photographers produce the largest selection of Patriots game action and behind-the-scenes photos in the world. Hundreds of player and cheerleader galleries will keep you clicking!

### PATRIOTS SOCIAL MEDIA

The Patriots social media channels bring the fans closer to the team with unmatched behind-the-scenes access. From press releases and roster transactions to action photos and exclusive videos, the Patriots social media accounts are a must follow for all Patriots fans. The Patriots are active on multiple platforms, providing on-field statistics and milestones, off-the-field lifestyle content as well as information, news and updates. Follow the team's official accounts: Facebook (NewEnglandPatriots), Twitter (@patriots), Instagram (@patriots), Snapchat ('patriots'), YouTube (patriots), Google+ (+patriots) Pinterest (patriots) and TikTok (patriots).

## PATRIOTS MONDAY ON WEEI

WEEI Sports Radio broadcasts Patriots Monday each week, offering fans unique insight and analysis from Bill Belichick and Patriots players. WEEI will broadcast Patriots Monday each week, kicking off with "The Greg Hill Show" at 6 a.m., followed by Dale Arnold and Rich Keefe at 10 a.m. and Glenn Ordway, Lou Merloni and Christian Fauria from 2 to 6 p.m.

## PATRIOTS FRIDAY ON WEEI

WEEI also broadcasts Patriots Friday each week, offering fans a look ahead at the weekend's game, match ups and rivalries. Various Patriots players will be featured on air. WEEI will broadcast Patriots Fridays each week throughout the season with.

## 98.5 THE SPORTS HUB PATRIOTS RADIO NETWORK



### FLAGSHIP STATION OF THE NEW ENGLAND PATRIOTS

98.5 The Sports Hub is the Patriots flagship station, broadcasting every Patriots game across its radio network and featuring broadcasting duo Bob Socci and Scott Zolak. Three hours prior to kickoff, during halftime and after the game, Marc Bertrand and Chris Gasper will be serving up all the timely news and notes, while Jim Murray will join Bertrand for the postgame news, including live sound from the postgame press conferences.

### FLAGSHIP STATION

**WBZ-FM Boston 98.5 FM**

### MASSACHUSETTS

WBZ-FM	Boston	98.5 FM
WAQY	Springfield	102.1 FM
WBEC	Pittsfield	1420 AM
WPKZ	Fitchburg	1280 AM/105.3 FM
WNAW	North Adams	1230 AM
WBSM	New Bedford	1420 AM
WPVQ	Greenfield	95.3 FM
WSAR	Fall River	1480 AM
WWFX	Worcester	100.1 FM
WXTK	Hyannis	95.1 FM
WMRC	Milford	103.1 FM/1490 AM
WBOQ	Gloucester	104.9 FM

### MAINE

WBLM	Portland	102.9 FM
WEBB	Augusta	98.5 FM
WEZQ	Bangor	92.9 FM
WOZI	Presque Isle	101.9 FM

### CONNECTICUT

WTIC	Hartford	1080 AM
WINY	Putnam	1350 AM
WGCH	Greenwich	1490 AM

### NEW HAMPSHIRE

WFNQ	Nashua	106.3 FM
WPKQ	North Conway	103.7 FM
WSAK	Hampton	102.1 FM
WSHK	Portsmouth/Dover	105.3 FM
WNNH	Concord	99.1 FM
WLNH	Laconia	98.3 FM
WINQ	Keene	98.7 FM
WTSV	Claremont	94.3, 94.5 FM/ 1230 AM

### VERMONT

WCPV	Burlington	101.3 FM
WDVT	Rutland	94.5 FM
WINQ	Brattleboro	1490 AM
WRFK	Barre/Montpelier	107.1 FM

### RHODE ISLAND

WPRO	Providence	630 AM
WEAN	Providence	99.7 FM

### NEW YORK

WHTK	Rochester	1280 AM
------	-----------	---------

### ALABAMA

WQSI	Auburn	93.9/95.9 FM
------	--------	--------------



# WINNINGEST PRO SPORTS TEAMS SINCE 1994

## PATRIOTS ARE WINNINGEST PRO SPORTS FRANCHISE SINCE 1994

Since the 1994 season, the Patriots have won 69.1 percent of their regular season games (297-133), which is the highest winning percentage in major American professional sports over that period. Since 1994, there have been 145 franchises that have fielded teams in the five major American sports leagues (NFL, MLB, NBA, NHL and MLS) and completed more than two full seasons of competition.

## HIGHEST WINNING PERCENTAGE IN MAJOR AMERICAN PROFESSIONAL SPORTS, 1994-PRESENT

(Regular Season – Includes National Football League, Major League Baseball, National Basketball Association, National Hockey League and Major League Soccer)

Records updated through games completed on December 21, 2020

Rk.	Records since 1994	Lg.	W	L	T/OTL	PCT.
<b>1</b>	<b>New England Patriots</b>	<b>NFL</b>	<b>297</b>	<b>133</b>	<b>0</b>	<b>0.691</b>
2	San Antonio Spurs	NBA	1402	672	0	0.676
3	Pittsburgh Steelers	NFL	273	154	2	0.639
4	Green Bay Packers	NFL	273	155	2	0.637
5	Detroit Red Wings	NHL	1075	622	274	0.615
6	New York Yankees	MLB	2468	1733	0	0.587
7	Indianapolis Colts	NFL	252	178	0	0.586
9	Seattle Sounders FC	MLS	182	117	89	0.584
9	Dallas Stars	NHL	1019	690	260	0.584
10	Utah Jazz	NBA	1206	868	0	0.581
11	Philadelphia Flyers	NHL	987	675	294	0.580
<b>12</b>	<b>Boston Bruins</b>	<b>NHL</b>	<b>995</b>	<b>683</b>	<b>292</b>	<b>0.579</b>
13	St. Louis Blues	NHL	1009	697	2266	0.579
14	New Jersey Devils	NHL	1003	697	269	0.578
15	Houston Rockets	NBA	1196	878	0	0.577
16	Pittsburgh Penguins	NHL	1017	717	234	0.576
17	Oklahoma City/Seattle Thunder	NBA	1195	879	0	0.576
18	Los Angeles Lakers	NBA	1194	879	0	0.576
19	Denver Broncos	NFL	247	183	0	0.574
20	Washington Capitals	NHL	1001	712	251	0.574
21	New York City FC	MLS	87	60	46	0.570
22	Colorado Avalanche/Quebec Nordiques	NHL	998	728	244	0.569
23	San Jose Sharks	NHL	988	728	258	0.566
24	Miami Heat	NBA	1165	900	0	0.564
25	Baltimore Ravens	NFL	223	174	1	0.562
26	Nashville Predators	NHL	821	623	221	0.559
27	Indiana Pacers	NBA	1156	918	0	0.557
28	Kansas City Chiefs	NFL	239	191	0	0.556
29	Atlanta Braves	MLB	2334	1869	0	0.555
30	Seattle Seahawks	NFL	2368	191	1	0.555
31	Philadelphia Eagles	NFL	235	192	2	0.550
32	Los Angeles Galaxy	MLS	330	272	162	0.550
<b>33</b>	<b>Boston Red Sox</b>	<b>MLB</b>	<b>2305</b>	<b>1901</b>	<b>0</b>	<b>0.548</b>
34	Dallas Mavericks	NBA	1138	939	0	0.548
35	Minnesota Wild	NHL	724	583	204	0.547
36	Anaheim Ducks	NHL	940	757	273	0.546
37	Los Angeles Dodgers	MLB	2298	1908	0	0.546
38	Portland Trail Blazers	NBA	1124	98	0	0.543
40	Vancouver Canucks	NHL	931	767	264	0.542
41	St. Louis Cardinals	MLB	2272	1921	0	0.542
42	Chicago Blackhawks	NHL	922	761	273	0.541
39	Minnesota Vikings	NFL	232	196	2	0.541
43	New York Rangers	NHL	941	788	241	0.539
44	Montreal Canadiens	NHL	928	779	264	0.538
45	Dallas Cowboys	NFL	231	198	0	0.538
46	Ottawa Senators	NHL	924	781	266	0.536
47	Cleveland Indians	MLB	2243	1958	0	0.534
48	Toronto Maple Leafs	NHL	921	793	256	0.532
49	Portland Timbers	MLS	127	109	93	0.527
50	Calgary Flames	NHL	904	808	258	0.524

**NOTES:** This analysis uses NFL rules when calculating winning percentage, counting ties as a half-win and a half-loss. For NHL teams, overtime losses (OTL) and ties from 2001-2004 (the NHL abolished ties in 2005-2006 and instituted a shootout system) are counted as ties when calculating winning percentage.

\*The Miami Fusion were contracted following the 2001 MLS season.

## HIGHEST WINNING PERCENTAGE AMONG BOSTON-AREA MAJOR PROFESSIONAL SPORTS TEAMS, 1994-PRESENT

(Rankings listed below are each team's overall ranking among the 145 major American pro sports teams that have completed more than two full seasons of competition)

Records updated through games completed on December 21, 2020

Rank	Team	Lg.	W	L	T/OTL	Pct.
<b>1</b>	<b>New England Patriots</b>	<b>NFL</b>	<b>297</b>	<b>133</b>	<b>0</b>	<b>0.691</b>
12	Boston Bruins	NHL	975	677	291	0.577
33	Boston Red Sox	MLB	2305	1901	0	0.548
59	Boston Celtics	NBA	1072	1001	0	0.517
102	New England Revolution	MLS	292	327	169	0.478