

# 2021



**NEW ENGLAND PATRIOTS**  
**GAME RELEASE**



**NEW ENGLAND PATRIOTS AT LOS ANGELES CHARGERS**  
**REGULAR SEASON WEEK 8**



NEW ENGLAND PATRIOTS  
**GAME RELEASE**  
 REGULAR SEASON WEEK 8  
 NEW ENGLAND PATRIOTS AT LOS ANGELES CHARGERS



## TABLE OF CONTENTS

---

### **TEAM INFORMATION**

Game Summary ..... 3  
 Broadcast Information..... 3  
 Media Schedule ..... 3  
 2021 Patriots Schedule..... 3  
 2021 AFC East Standings..... 3  
 2021 Regular Season Statistics..... 4  
 2021 Player Participation..... 6  
 2021 Game-By-Game Starters & Inactives ..... 7  
 Rosters & Depth Chart..... 8  
 Matchup Notes ..... 15  
 What to Look for This Week ..... 19  
 Week 7 Recap..... 22

### **INDIVIDUAL AND TEAM NOTES**

Robert Kraft ..... 27  
 Patriots Team Notes ..... 31  
 Home Dominance ..... 36  
 Inside the Numbers ..... 37  
 Bill Belichick ..... 38  
 Patriots Offensive Notes ..... 42  
 Patriots Defensive Notes..... 45  
 Special Teams Notes..... 51  
 Patriots Playoff Notes..... 54  
 Patriots Reference Notes ..... 58  
 Patriots Football Network ..... 60



# NEW ENGLAND PATRIOTS GAME RELEASE

## REGULAR SEASON WEEK 8

### NEW ENGLAND PATRIOTS AT LOS ANGELES CHARGERS



## MEDIA SCHEDULE

ALL TIMES ARE APPROXIMATE

### WEDNESDAY, OCTOBER 27

**11:30-11:45** 2-3 Patriots Player Interviews  
**12:15** Bill Belichick in-person interview  
**1:05** Media access at practice  
**4:30** Mac Jones plus 2 or 3 players (virtually)

### THURSDAY, OCTOBER 28

**11:30-12:15** 2-3 Patriots Player Interviews  
**1:05** Media access at practice  
**4:30** Patriots player availability

### FRIDAY, OCTOBER 29

**TBD** Bill Belichick video conference  
**TBD** Media access at practice  
**TBD** Patriots player availability

### SATURDAY, OCTOBER 30

No Media Availability

### SUNDAY, OCTOBER 31

Patriots at L.A. Chargers. - 4:05 p.m. ET

## 2021 PATRIOTS SCHEDULE

### REGULAR SEASON (3-4)

Date	Opponent	Time	TV	Result
Sun., Sept. 12	Miami	16-17		L
Sun., Sept. 19	at New York Jets	25-6		W
Sun., Sept. 26	New Orleans	13-28		L
Sun., Oct. 3	Tampa Bay	17-19		L
Sun., Oct. 10	at Houston	25-22		W
Sun., Oct. 17	Dallas	29-35 OT		L
Sun., Oct. 24	New York Jets	54-13		W
Sun., Oct. 31	at L.A. Chargers	4:05 p.m.	CBS*	
Sun., Nov. 7	at Carolina	1:00 p.m.	CBS*	
Sun., Nov. 14	Cleveland	1:00 p.m.	CBS*	
Thurs., Nov. 18	at Atlanta	8:20 p.m.	FOX#	
Sun., Nov. 28	Tennessee	1:00 p.m.	CBS*	
Mon., Dec. 6	at Buffalo	8:15 p.m.	ESPN	
Sun., Dec. 12	BYE WEEK			
Sat./Sun., Dec. 18/19	Indianapolis	TBD	TBD	
Sun., Dec. 26	Buffalo	1:00 p.m.	CBS*	
Sun., Jan. 2	Jacksonville	1:00 p.m.	CBS*	
Sun., Jan. 9	at Miami	1:00 p.m.	CBS*	

\*Game time and network subject to change  
 #NFLN/Amazon

## 2021 AFC EAST FINAL STANDINGS

TEAM	W	L	T	PCT.	PF	PA
Buffalo Bills	4	2	0	.667	203	98
<b>NEW ENGLAND</b>	<b>3</b>	<b>4</b>	<b>0</b>	<b>.429</b>	<b>179</b>	<b>140</b>
New York Jets	1	5	0	.167	80	175
Miami Dolphins	1	6	0	.143	127	207

## GAME SUMMARY

**NEW ENGLAND PATRIOTS (3-4) AT LOS ANGELES CHARGERS (4-2)**  
 Sunday, October 31, 2021 • SoFi Stadium (71,500) • 4:05 p.m. ET

The New England Patriots begin a stretch of two straight road games this week when they travel to face the Los Angeles Chargers on Sunday at SoFi Stadium. Following the Chargers game, the Patriots visit the Carolina Panthers in Charlotte. It is the only two-game road trip the Patriots will have in 2021. Last season, the Patriots had a two-game and a three-game road streak.

The Patriots will attempt to even their record at 4-4 this week. Last season, the Patriots traveled to Los Angeles to face the Chargers with a 5-6 record and evened their record at 6-6 behind a 45-0 victory in their first ever visit to SoFi Stadium.

## BROADCAST INFORMATION

**TELEVISION:** This week's game will be broadcast by **CBS** and can be seen locally on **WBZ-TV Channel 4**. **Ian Eagle** will handle play-by-play duties with **Charles Davis** as the color analyst. **Evan Washburn** will work from the sidelines. The game will be produced by **Mark Wolff** and directed by **Bob Fishman**.

**NATIONAL RADIO:** Sunday's game will be broadcast to a national audience on **Sports USA**. **Larry Kahn** will call the game with **Hank Bauer** providing analysis.

**LOCAL RADIO:** **98.5 The Sports Hub** is the flagship station for the Patriots Radio Network. A complete listing of the network's 35 stations can be found on page 60. Play-by-play broadcaster **Bob Socci** will call the action along with former Patriots quarterback **Scott Zolak**, who will provide color analysis. The games are produced by **Marc Cappello**.

## PATRIOTS OFFENSE PRODUCES 500 YARDS

In their 54-13 victory over the Jets in Week 7, the Patriots offense generated 551 total yards, the seventh highest total in team history and the most since 555 total yards at New Orleans on Sept. 17, 2017.

### MOST TOTAL NET YARDS/GAME

622	at Miami, Sept. 12, 2011
619	vs. Tennessee, Oct. 18, 2009
610	vs. Pittsburgh, Nov. 3, 2013
597	vs. N.Y. Jets, Sept. 9, 1979
580	at Buffalo, Sept. 30, 2012
555	at New Orleans, Sept. 17, 2017
<b>551</b>	<b>vs. N.Y. Jets, Oct. 24, 2021</b>

## WEEK 8 HIGHLIGHTS

**PAGE 15:** New England Patriots at Los Angeles Chargers matchup notes

**PAGE 19:** What to look for in this week's game

**PAGE 24:** Projected Contributors

**PAGE 49:** Kyle Van Noy community efforts

## MEDIA CONTACTS

**Stacey James**, Vice President of Communications, [staceyj@patriots.com](mailto:staceyj@patriots.com), 508-326-6868  
**Aaron Salkin**, Director of Communications, [aarons@patriots.com](mailto:aarons@patriots.com), 508-326-6870  
**Stephanie Burnham**, Communications Coordinator, [stephanieb@patriots.com](mailto:stephanieb@patriots.com), 508-431-7773  
**Michael Jurovaty**, Corporate Communications Director, [mjurovaty@patriots.com](mailto:mjurovaty@patriots.com), 508-326-6187



# 2021 REGULAR SEASON OFFENSIVE STATISTICS

## WON 3, LOST 4

09/12	L	16-17	Miami	65,878
09/19	W	25-6	at N.Y. Jets	75,626
09/26	L	13-28	New Orleans	65,878
10/03	L	17-19	Tampa Bay	65,878
10/10	W	25-22	at Houston	68,450
10/17	L	29-35 OT	Dallas	65,878
10/24	W	54-13	N.Y. Jets	65,878
10/31			at L.A. Chargers	
11/07			at Carolina	
11/14			Cleveland	
11/18			at Atlanta	
11/28			Tennessee	
12/06			at Buffalo	
12/19			at Indianapolis	
12/26			Buffalo	
01/02			Jacksonville	
01/09			at Miami	

TOTAL FIRST DOWNS	147	139
Rushing	44	44
Passing	87	84
Penalty	16	11
3rd Down: Made/Att	39/88	40/96
3rd Down Pct.	44.3	41.7
4th Down: Made/Att	3/4	6/12
4th Down Pct.	75.0	50.0
POSSESSION AVG.	29:14	30:46
TOTAL NET YARDS	2485	2454
Avg. Per Game	355.0	350.6
Total Plays	436	455
Avg. Per Play	5.7	5.4
NET YARDS RUSHING	668	739
Avg. Per Game	95.4	105.6
Total Rushes	168	194
NET YARDS PASSING	1817	1715
Avg. Per Game	259.6	245.0
Sacked/Yards Lost	14/111	15/104
Gross Yards	1928	1819
Att./Completions	254/180	246/153
Completion Pct.	70.9	62.2
Had Intercepted	6	8
PUNTS/AVERAGE	24/43.5	20/44.7
NET PUNTING AVG.	24/38.0	20/35.0
PENALTIES/YARDS	42/414	47/408
FUMBLES/BALL LOST	8/5	4/3
TOUCHDOWNS	19	16
Rushing	9	4
Passing	10	10
Returns	0	2

* SCORE BY PERIODS	Q1	Q2	Q3	Q4	OT	PTS
TEAM	38	49	24	68	0	179
OPPONENTS	30	35	41	28	6	140

* SCORING	T	Ru	Pa	Rt	K-PAT	FG	S	PTS
Folk	0	0	0	0	15/18	16/17	0	63
Harris	5	5	0	0			0	30
Henry	4	0	4	0			0	24
Agholor	2	0	2	0			0	12
Bourne	2	0	2	0			0	12
Taylor	2	2	0	0			0	12
Bolden	1	0	1	0			0	6
J. Smith	1	0	1	0			0	6
Stevenson	1	1	0	0			0	6
White	1	1	0	0			0	6
Meyers	0	0	0	0			0	2
TEAM	19	9	10	0	15/18	16/17	0	179
OPPONENTS	16	4	10	2	11/13	11/18	0	140

* PASSING	Att	Cmp	Yds	Cmp%	Yds/Att	TD	TD%	Int	Int%	Long	Sack/Lost	Rating
M. Jones	247	174	1779	70.4	7.20	9	3.6	6	2.4	75t	14/ 111	92.8
Hoyer	4	3	79	75.0	19.75	0	0.0	0	0.0	29	0/ 0	116.7
Meyers	2	2	45	100.0	22.50	0	0.0	0	0.0	30	0/ 0	118.8
Bourne	1	1	25	100.0	25.00	1	100.0	0	0.0	25t	0/ 0	158.3
TEAM	254	180	1928	70.9	7.59	10	3.9	6	2.4	75t	14/ 111	96.0
OPPONENTS	246	153	1819	62.2	7.39	10	4.1	8	3.3	67t	15/ 104	84.7

* RUSHING	No.	Yds	Avg	Long	TD
Harris	95	437	4.6	35	5
Stevenson	17	48	2.8	11	1
M. Jones	13	45	3.5	13	0
White	10	38	3.8	10	1
Bolden	10	28	2.8	24	0
Bourne	2	28	14.0	16	0
Taylor	13	26	2.0	15	2
J. Smith	3	16	5.3	6	0
Agholor	2	5	2.5	4	0
Hoyer	3	-3	-1.0	-1	0
TEAM	168	668	4.0	35	9
OPPONENTS	194	739	3.8	21	4

* RECEIVING	No.	Yds	Avg	Long	TD
Meyers	41	390	9.5	27	0
Henry	24	264	11.0	32	4
Bourne	22	350	15.9	75t	2
Bolden	20	162	8.1	28	1
Agholor	19	275	14.5	30	2
J. Smith	18	176	9.8	28	1
White	12	94	7.8	28	0
Harris	10	60	6.0	21	0
Stevenson	4	48	12.0	22	0
Taylor	4	8	2.0	5	0
Harry	3	47	15.7	28	0
Johnson	2	32	16.0	29	0
Olszewski	1	22	22.0	22	0
TEAM	180	1928	10.7	75t	10
OPPONENTS	153	1819	11.9	67t	10

* INTERCEPTIONS	No.	Yds	Avg	Long	TD
J. Jackson	3	1	0.3	1	0
Dugger	2	43	21.5	29	0
D. McCourty	1	22	22.0	22	0
Phillips	1	1	1.0	1	0
J. Jones	1	0	0.0	0	0
TEAM	8	67	8.4	29	0
OPPONENTS	6	142	23.7	46	2

* PUNTING	No.	Yds	Avg	Net	TB	In	Lg	B
Bailey	22	1043	47.4	38.0	3	10	68	2
TEAM	24	1043	43.5	38.0	3	10	68	2
OPPONENTS	20	894	44.7	35.1	3	1	56	0

* PUNT RETURNS	Ret	FC	Yds	Avg	Long	TD
Olszewski	12	3	133	11.1	23	0
TEAM	12	3	133	11.1	23	0
OPPONENTS	8	7	71	8.9	25	0

* KICKOFF RETURNS	No.	Yds	Avg	Long	TD
Olszewski	8	186	23.3	31	0
Bolden	2	48	24.0	25	0
D. McCourty	1	18	18.0	18	0
TEAM	11	252	22.9	31	0
OPPONENTS	19	419	22.1	38	0

* FIELD GOALS	1-19	20-29	30-39	40-49	50+
Folk	0/ 0	5/ 5	4/ 4	4/ 4	3/ 4
TEAM	0/ 0	5/ 5	4/ 4	4/ 4	3/ 4
OPPONENTS	0/ 0	3/ 3	3/ 5	5/ 6	0/ 4

Folk: (27G, 42G, 33G) (46G, 49G, 32G, 26G) (45G, 26G)  
 (24 (27G, 56N) (52G, 52G, 32G, 21G) ( ) (39G, 50G)  
 12 OPP: (48G) (21G, 53N, 35G) (52N, 36N) (29G, 36N, 44G,  
 27G, 48G) (33G, 56N) (30G, 45G, 51N, 49G) (48N)

2-Pt Conv: Meyers, TM 1-1, OPP 0-2



# 2021 REGULAR SEASON DEFENSIVE STATISTICS

PLAYER Name	TACKLES			SACKS			INTERCEPTIONS				FUMBLES				SP. TEAMS				
	TT	UT	A	S	Yds	QH	Int	Yds	TD	PD	FF	FR	Yds	TD	TT	UT	A	FF	FR
Kyle Dugger	45	34	11	0.0	0.0	1	2	43	0	2	0	0	0	0	3	2	1	0	0
JaWhaun Bentley	39	32	7	0.0	0.0	1	0	0	0	2	1	0	0	0	1	1	0	0	0
Adrian Phillips	32	21	11	0.0	0.0	0	1	1	0	1	0	0	0	0	2	2	0	0	0
J.C. Jackson	31	26	5	0.0	0.0	0	3	1	0	10	0	0	0	0	0	0	0	0	0
Matthew Judon	27	16	11	6.5	36.5	12	0	0	0	0	0	1	0	0	0	0	0	0	0
Devin McCourty	27	21	6	0.0	0.0	0	1	22	0	3	0	0	0	0	0	0	0	0	0
Lawrence Guy	26	18	8	0.0	0.0	2	0	0	0	0	0	0	0	0	0	0	0	0	0
Dont'a Hightower	23	15	8	0.0	0.0	2	0	0	0	0	0	0	0	0	0	0	0	0	0
Jalen Mills	23	17	6	0.0	0.0	0	0	0	0	1	0	0	0	0	0	0	0	0	0
Deatrich Wise Jr.	22	15	7	0.5	1.5	2	0	0	0	2	0	0	0	0	0	0	0	0	0
Davon Godchaux	21	8	13	0.0	0.0	1	0	0	0	0	0	0	0	0	0	0	0	0	0
Jonathan Jones	18	13	5	0.0	0.0	0	1	0	0	3	0	0	0	0	2	2	0	0	0
Kyle Van Noy	18	12	6	1.0	10.0	1	0	0	0	2	0	1	0	0	0	0	0	0	0
Christian Barmore	16	12	4	0.0	0.0	4	0	0	0	0	0	0	0	0	0	0	0	0	0
Carl Davis	9	5	4	1.0	9.0	1	0	0	0	0	0	0	0	0	0	0	0	0	0
Joejuan Williams	8	7	1	0.0	0.0	1	0	0	0	4	0	0	0	0	0	0	0	0	0
Myles Bryant	8	4	4	1.0	8.0	1	0	0	0	0	1	0	0	0	0	0	0	0	0
Josh Uche	7	7	0	3.0	23.0	3	0	0	0	0	0	1	0	0	0	0	0	0	0
Jamie Collins	5	5	0	1.0	8.0	2	0	0	0	0	0	0	0	0	0	0	0	0	0
Chase Winovich	3	2	1	0.0	0.0	1	0	0	0	0	0	0	0	0	4	2	2	0	0
Henry Anderson	3	3	0	0.0	0.0	0	0	0	0	0	0	0	0	0	0	0	0	0	0
Justin Bethel	3	3	0	0.0	0.0	0	0	0	0	1	0	0	0	0	3	1	2	0	0
Tashawn Bower	1	0	1	0.0	0.0	0	0	0	0	0	0	0	0	0	0	0	0	0	0
Daniel Ekuale	1	1	0	1.0	8.0	1	0	0	0	0	0	0	0	0	0	0	0	0	0
Brandon King	0	0	0	0.0	0.0	0	0	0	0	0	0	0	0	0	4	2	2	0	0
Brandon Bolden	0	0	0	0.0	0.0	0	0	0	0	0	0	0	0	0	4	3	1	0	0
Cody Davis	0	0	0	0.0	0.0	0	0	0	0	0	0	0	0	0	4	4	0	0	0
Harvey Langi	0	0	0	0.0	0.0	0	0	0	0	0	0	0	0	0	2	1	1	0	0
Joe Cardona	0	0	0	0.0	0.0	0	0	0	0	0	0	0	0	0	1	1	0	0	0
Jahlani Tavai	0	0	0	0.0	0.0	0	0	0	0	0	0	0	0	0	1	0	1	0	0
Gunner Olszewski	0	0	0	0.0	0.0	0	0	0	0	0	0	0	0	0	1	0	1	0	0
Matthew Slater	0	0	0	0.0	0.0	0	0	0	0	0	0	0	0	0	3	2	1	0	0
<b>TOTALS</b>	<b>416</b>	<b>297</b>	<b>119</b>	<b>15.0</b>	<b>104.0</b>	<b>36</b>	<b>8</b>	<b>67</b>	<b>0</b>	<b>31</b>	<b>2</b>	<b>3</b>	<b>0</b>	<b>0</b>	<b>35</b>	<b>23</b>	<b>12</b>	<b>0</b>	<b>0</b>

FUMBLES - LOST (8-5)				
	Own			
	No.	Lost	Rec	O.B.
Jonnu Smith	1	0	1	0
Damien Harris	2	2	0	0
Mac Jones	3	1	0	0
Rhomandre Stevenson	1	1	0	0
David Andrews	0	0	1	0
J.J. Taylor	1	1	0	0
Yasir Durant	0	0	1	0
<b>TOTALS</b>	<b>8</b>	<b>5</b>	<b>3</b>	<b>0</b>

KEY	
TT-Total Tackles	Int/Yds-Interceptions/Yards Returned
UT-Unassisted Tackles	PD-Passes Defensed
A-Assisted Tackles	FF-Forced Fumbles

BLOCKED KICKS			
	XP	FG	P
Totals			

99



## NEW ENGLAND PATRIOTS 2021 STATS PACK PATRIOTS PARTICIPATION

Player	Regular Season				MIA	at NYJ	NO	TB	at HOU	DAL	NYJ	at LAC	at CAR	CLE	at ATL	TEN	at BUF	at IND	BUF	JAX	at MIA	
	GP	GS	DNP	INA																		
Agholor, Nelson	7	6	0	0	WR	WR	WR	WR	WR	sub	WR											
Anderson, Henry	4	0	0	0	sub	sub	sub	sub	IR	IR	IR											
Andrews, David	7	7	0	0	C	C	C	C	C	C	C											
Asiasi, Devin	0	0	0	7	X	X	X	X	X	X	X											
Bailey, Jake	7	0	0	0	sub	sub	sub	sub	sub	sub	sub											
Barmore, Christian	7	1	0	0	sub	sub	sub	sub	sub	sub	sub	DE										
Bentley, Ja'Whaun	6	6	0	1	LB	LB	LB	X	LB	LB	LB											
Bethel, Justin	7	0	0	0	sub	sub	sub	sub	sub	sub	sub											
Bolden, Brandon	7	0	0	0	sub	sub	sub	sub	sub	sub	sub											
Bourne, Kendrick	7	2	0	0	sub	sub	WR	WR	sub	sub	sub											
Bower, Tashawn	1	0	0	0	ps	sub	ps	ps	ps	ps	ps											
Brown, Trent	1	1	0	3	RT	X	X	X	IR	IR	IR											
Bryant, Myles	3	0	0	0	ps	ps	ps	sub	sub	ps	sub											
Cajuste, Yodny	5	2	1	1	X	sub	sub	dnp	RT	RT	sub											
Cardona, Joe	7	0	0	0	sub	sub	sub	sub	sub	sub	sub											
Collins, Jamie	3	0	0	0		signed 10/6/21			sub	sub	sub											
Davis, Carl	7	0	0	0	sub	sub	sub	sub	sub	sub	sub	DT										
Davis, Cody	7	0	0	0	sub	sub	sub	sub	sub	sub	sub											
Dugger, Kyle	7	7	0	0	DB	DB	DB	DB	DB	S	S											
Durant, Yasir	6	1	0	1	sub	RT	sub	sub	sub	sub	X											
Ekuale, Daniel	1	0	0	0	ps	ps	ps	ps	ps	ps	sub											
Ferentz, James	3	2	0	0	ps	ps	ps	ps	LG	LG	sub											
Folk, Nick	7	0	0	0	sub	sub	sub	sub	sub	sub	sub											
Godchaux, Davon	7	6	0	0	DT	DT	DT	DT	DT	DT	sub											
Guy, Lawrence	7	7	0	0	DE	DE	DE	DE	DE	DE	DE											
Harris, Damien	7	7	0	0	RB	RB	RB	RB	RB	RB	RB											
Harry, N'Keal	4	1	0	0	IR	IR	IR	sub	sub	WR	sub											
Henry, Hunter	7	5	0	0	TE	TE	sub	TE	TE	TE	sub											
Herron, Justin	7	4	0	0	sub	sub	RT	RT	LT	LT	sub											
Hightower, Dont'a	6	6	0	1	LB	LB	LB	LB	LB	LB	X											
Hoyer, Brian	1	0	6	0	dnp	dnp	dnp	dnp	dnp	dnp	sub											
Jackson, J.C.	7	7	0	0	CB	CB	CB	CB	CB	CB	CB											
Johnson, Jakob	7	3	0	0	sub	FB	sub	sub	sub	FB	FB											
Jones, Jonathan	6	1	0	0	sub	sub	sub	sub	sub	DB	placed on reserve/injured											
Jones, Mac	7	7	0	0	QB	QB	QB	QB	QB	QB	QB											
Judon, Matt	7	7	0	0	LB	LB	LB	LB	LB	LB	LB											
Karras, Ted	7	3	0	0	sub	sub	sub	sub	RG	RG	LG											
King, Brandon	7	0	0	0	sub	sub	sub	sub	sub	sub	sub											
Langi, Harvey	7	1	0	0	sub	sub	sub	sub	sub	sub	LB											
Mason, Shaq	5	5	0	2	RG	RG	RG	RG	X	X	RG											
McCourty, Devin	7	7	0	0	S	S	S	S	S	S	S											
Meyers, Jakobi	7	6	0	0	WR	WR	WR	WR	WR	sub	WR											
Mills, Jalen	6	6	0	1	RCB	RCB	RCB	RCB	X	RCB	RCB											
Nordin, Quinn	0	0	0	1	X	IR	IR	IR	IR	IR	IR											
Olszewski, Gunner	7	0	0	0	sub	sub	sub	sub	sub	sub	sub											
Onwenu, Mike	6	5	0	0	G	G	G	G	*	sub	RT											
Perkins, Ronnie	0	0	0	6	X	X	X	X	X	X	X											
Phillips, Adrian	7	5	0	0	S	S	S	S	S	sub	sub											
Redmond, Alex	0	0	1	0	ps	ps	ps	ps	dnp	ps	ps											
Sherman, William	1	0	0	0	ps	ps	ps	ps	sub	ps	ps											
Slater, Matthew	7	0	0	0	sub	sub	sub	sub	sub	sub	sub											
Smith, Jonnu	7	5	0	0	TE	sub	TE	sub	TE	TE	TE											
Stevenson, Rhamondre	3	0	0	4	sub	X	X	X	sub	sub	X											
Taylor, J.J.	4	0	0	3	X	sub	sub	sub	X	X	sub											
Tavai, Jahlan	4	0	0	0	ps	ps	sub	sub	ps	sub	sub											
Uche, Josh	6	0	0	1	sub	sub	X	sub	sub	sub	sub											
Van Noy, Kyle	6	2	0	1	sub	X	sub	LB	sub	sub	LB											
Wade, Shaun	0	0	0	7	X	X	X	X	X	X	X											
White, James	3	0	0	0	sub	sub	sub	IR	IR	IR	IR											
Williams, Joejuan	5	1	0	2	sub	sub	sub	sub	X	CB	X	sub										
Winovich, Chase	6	0	0	0	sub	sub	sub	sub	sub	sub	IR	IR	IR									
Wise Jr., Deatrich	7	7	0	0	DE	DE	DE	DE	DE	DE	sub											
Wynn, Isaiah	6	5	0	0	OT	OT	OT	OT	*	sub	LT											
<b>Totals</b>	<b>328</b>	<b>154</b>	<b>8</b>	<b>42</b>																		

X - inactive / CAPS - starters / sub - played / dnp - did not play / PS - Practice Squad / \* - COVID deactivation

**KEY:**

**Not on active roster**



## NEW ENGLAND PATRIOTS 2021 STATS PACK

### GAME-BY-GAME STARTERS

2021 OFFENSIVE STARTERS BY GAME												
Date	Opponent	WR	LT	LG	C	RG	RT	TE	TE	WR	QB	RB
09/12	Miami	Agholor	Wynn	Onwenu	Andrews	Mason	Brown	Henry	Smith	Meyers	Jones	Harris
09/19	at N.Y. Jets	Agholor	Wynn	Onwenu	Andrews	Mason	Durant	Henry	Johnson (FB)	Meyers	Jones	Harris
09/26	New Orleans	Agholor	Wynn	Onwenu	Andrews	Mason	Herron	Smith	Bourne (WR)	Meyers	Jones	Harris
10/03	Tampa Bay	Agholor	Wynn	Onwenu	Andrews	Mason	Herron	Henry	Bourne (WR)	Meyers	Jones	Harris
10/10	at Houston	Agholor	Herron	Ferentz	Andrews	Karras	Cajuste	Henry	Smith	Meyers	Jones	Harris
10/17	Dallas	Harry	Herron	Ferentz	Andrews	Karras	Cajuste	Henry	Smith	Johnson (FB)	Jones	Harris
10/24	N.Y. Jets	Agholor	Wynn	Karras	Andrews	Mason	Onwenu	Smith	Johnson (FB)	Meyers	Jones	Harris
10/31	at L.A. Chargers											
11/07	at Carolina											
11/14	Cleveland											
11/18	at Atlanta											
11/28	Tennessee											
12/06	at Buffalo											
12/18 19	at Indianapolis											
12/26	Buffalo											
01/02	Jacksonville											
01/09	at Miami											
2021 DEFENSIVE STARTERS BY GAME												
Date	Opponent	DL	DL	DL	LB	LB	LB	DB	LCB	RCB	S	S
09/12	Miami	Wise	Godchaux	Guy	Judon	Bentley	Hightower	Dugger	Jackson	Mills	Phillips	McCourty
09/19	at N.Y. Jets	Wise	Godchaux	Guy	Judon	Bentley	Hightower	Dugger	Jackson	Mills	Phillips	McCourty
09/26	New Orleans	Wise	Godchaux	Guy	Judon	Bentley	Hightower	Dugger	Jackson	Mills	Phillips	McCourty
10/03	Tampa Bay	Wise	Godchaux	Guy	Judon	Van Noy	Hightower	Dugger	Jackson	Mills	Phillips	McCourty
10/10	at Houston	Wise	Godchaux	Guy	Judon	Bentley	Hightower	Dugger	Jackson	Williams	Phillips	McCourty
10/17	Dallas	Wise	Godchaux	Guy	Judon	Bentley	Hightower	Jones	Jackson	Mills	Dugger	McCourty
10/24	N.Y. Jets	Barmore	Ca. Davis	Guy	Judon	Bentley	Van Noy	Langi (LB)	Jackson	Mills	Dugger	McCourty
10/31	at L.A. Chargers											
11/07	at Carolina											
11/14	Cleveland											
11/18	at Atlanta											
11/28	Tennessee											
12/06	at Buffalo											
12/18 19	at Indianapolis											
12/26	Buffalo											
01/02	Jacksonville											
01/09	at Miami											
2021 GAME-BY-GAME INACTIVES												
Date	Opponent											
09/12	Miami	Asiasi	Perkins	Wade	Cajuste	Taylor	Nordin					
09/19	at N.Y. Jets	Asiasi	Perkins	Wade	Brown	Stevenson	Van Noy					
09/26	New Orleans	Asiasi	Perkins	Wade	Brown	Stevenson	Uche					
10/03	Tampa Bay	Asiasi	Perkins	Wade	Brown	Stevenson	Bentley	Williams				
10/10	at Houston	Asiasi	Perkins	Wade	Mason	Taylor	Mills					
10/17	Dallas	Asiasi	Perkins	Wade	Mason	Taylor	Williams					
10/24	N.Y. Jets	Asiasi	Perkins	Wade	Durant	Stevenson	Hightower					
10/31	at L.A. Chargers											
11/07	at Carolina											
11/14	Cleveland											
11/18	at Atlanta											
11/28	Tennessee											
12/06	at Buffalo											
12/18 19	at Indianapolis											
12/26	Buffalo											
01/02	Jacksonville											
01/09	at Miami											



# 2021 NEW ENGLAND PATRIOTS ROSTER

AS OF OCTOBER 25, 2021

## ALPHABETICAL ROSTER

#	NAME	POS	HT	WT	BORN	YR	COLLEGE	H.S. HOMETOWN
15	Agholor, Nelson	WR	6-0	198	5/24/1993	7	Southern California	Tampa, Fla.
60	Andrews, David	C	6-3	300	7/10/1992	7	Georgia	Johns Creek, Ga.
86	Asiasi, Devin	TE	6-3	257	8/14/1997	2	UCLA	Shoreview, Calif.
7	Bailey, Jake	P	6-2	205	6/18/1997	3	Stanford	Solana Beach, Calif.
90	Barmore, Christian	DL	6-5	310	7/28/1999	R	Alabama	Philadelphia, Pa.
8	Bentley, Ja'Whaun	LB	6-2	255	8/24/1996	4	Purdue	Glenarden, Md.
29	Bethel, Justin	DB	6-0	200	6/17/1990	10	Presbyterian	Blythewood, S.C.
25	Bolden, Brandon	RB	5-11	220	1/26/1990	9	Mississippi	Baton Rouge, La.
84	Bourne, Kendrick	WR	6-1	190	8/4/1995	5	Eastern Washington	Portland, Ore.
41	Bryant, Myles	DB	5-9	185	1/2/1998	2	Washington	Pasadena, Calif.
72	Cajuste, Yodny	OL	6-5	310	2/21/1996	3	West Virginia	Miami, Fla.
49	Cardona, Joe	LS	6-3	245	4/16/1992	7	Navy	El Cajon, Calif.
58	Collins, Sr., Jamie	LB	6-3	255	10/20/1989	9	Southern Mississippi	McCall Creek, Miss.
98	Davis, Carl	DL	6-5	320	3/2/1992	7	Iowa	Detroit, Mich.
22	Davis, Cody	DB	6-2	203	6/6/1989	9	Texas Tech	Stephenville, Texas
23	Dugger, Kyle	DB	6-2	220	3/22/1996	2	Lenoir-Rhyne	Decatur, Ga.
70	Durant, Yasir	OL	6-7	330	5/21/1998	2	Missouri	Philadelphia, Pa.
6	Folk, Nick	K	6-1	222	11/5/1984	14	Arizona	Sherman Oaks, Calif.
92	Godchaux, Davon	DL	6-3	311	11/11/1994	5	Louisiana State	Plaquemine, La.
93	Guy, Lawrence	DL	6-4	315	3/17/1990	11	Arizona State	Las Vegas, Nev.
37	Harris, Damien	WR	5-11	213	2/11/1997	3	Alabama	Richmond, Ky.
1	Harry, N'Keal	WR	6-4	225	12/17/1997	3	Arizona State	Chandler, Ariz.
85	Henry, Hunter	TE	6-5	250	12/7/1994	6	Arkansas	Little Rock, Ark.
75	Herron, Justin	OL	6-5	305	11/27/1995	2	Wake Forest	Potomac, Md.
54	Hightower, Dont'a	LB	6-3	260	3/12/1990	9	Alabama	Lewisburg, Tenn.
5	Hoyer, Brian	QB	6-2	216	10/13/1985	13	Michigan State	North Olmstead, Ohio
27	Jackson, J.C.	DB	6-1	198	11/17/1995	4	Maryland	Immokalee, Fla.
47	Johnson, Jakob	FB	6-3	255	12/15/1994	3	Tennessee	Stuttgart, Germany
10	Jones, Mac	QB	6-3	214	9/5/1998	R	Alabama	Jacksonville, Fla.
9	Judon, Matthew	LB	6-3	261	8/15/1992	6	Grand Valley State	West Bloomfield, Mich.
67	Karras, Ted	OL	6-4	305	3/15/1993	6	Illinois	Indianapolis, Ind.
36	King, Brandon	LB	6-2	220	6/8/1993	7	Auburn	Alabaster, Ala.
52	Langi, Harvey	LB	6-2	250	9/24/1992	4	Brigham Young	South Jordan, Utah
69	Mason, Shaq	OL	6-1	310	8/28/1993	7	Georgia Tech	Columbia, Tenn.
32	McCorty, Devin	DB	5-10	195	8/13/1987	12	Rutgers	Nyack, N.Y.
16	Meyers, Jakobi	WR	6-2	200	11/9/1996	3	North Carolina State	Lithonia, Ga.
2	Mills, Jalen	DB	6-0	191	4/6/1994	6	Louisiana State	Dallas, Texas
80	Olsewski, Gunner	WR	6-0	190	11/26/1996	3	Bemidji State	Alvin, Texas
71	Onwenu, Mike	OL	6-3	350	12/10/1997	2	Michigan	Detroit, Mich.
51	Perkins, Ronnie	LB	6-3	253	9/29/1999	R	Oklahoma	St. Louis Mo.
21	Phillips, Adrian	DB	5-11	210	3/28/1992	8	Texas	Garland, Texas
18	Slater, Matthew	WR	6-0	205	9/9/1985	14	UCLA	Anaheim, Calif.
81	Smith, Jonnu	TE	6-3	248	8/22/1995	5	Florida International	Ocala, Fla.
38	Stevenson, Rhamondre	RB	6-0	246	2/23/1998	R	Oklahoma	Las Vegas, Nev.
48	Tavai, Jahiani	LB	6-2	246	9/28/1996	3	Hawaii	Inglewood, Calif.
42	Taylor, J.J.	RB	5-6	185	1/4/1998	2	Arizona	Corona, Calif.
55	Uche, Josh	LB	6-3	245	9/18/1998	2	Michigan	Miami, Fla.
53	Van Noy, Kyle	LB	6-3	250	3/26/1991	8	Brigham Young	Reno, Nev.
26	Wade, Shaun	CB	6-1	191	9/16/1998	R	Ohio State	Jacksonville, Fla.
33	Williams, Joejuan	CB	6-3	212	12/6/1997	3	Vanderbilt	Nashville, Tenn.
91	Wise Jr., Deatrich	DL	6-5	275	7/26/1994	5	Arkansas	Carrollton, Texas
76	Wynn, Isaiah	OL	6-2	310	12/9/1995	4	Georgia	St. Petersburg, Fla.

## NUMERICAL ROSTER

#	NAME	POS
1	N'Keal Harry	WR
2	Jalen Mills	DB
5	Brian Hoyer	QB
6	Nick Folk	K
7	Jake Bailey	P
8	Ja'Whaun Bentley	LB
9	Matthew Judon	LB
10	Mac Jones	QB
15	Nelson Agholor	WR
16	Jakobi Meyers	WR
18	Matthew Slater	WR
21	Adrian Phillips	DB
22	Cody Davis	DB
23	Kyle Dugger	DB
25	Brandon Bolden	RB
26	Shaun Wade	CB
27	J.C. Jackson	DB
29	Justin Bethel	DB
32	Devin McCorty	DB
33	Joejuan Williams	CB
36	Brandon King	LB
37	Damien Harris	RB
38	Rhamondre Stevenson	RB
41	Myles Bryant	DB
42	J.J. Taylor	RB
47	Jakob Johnson	FB
48	Jahiani Tavai	LB
49	Joe Cardona	LS
51	Ronnie Perkins	LB
52	Harvey Langi	LB
53	Kyle Van Noy	LB
54	Dont'a Hightower	LB
55	Josh Uche	LB
58	Jamie Collins Sr.	LB
60	David Andrews	C
67	Ted Karras	OL
69	Shaq Mason	OL
70	Yasir Durant	OL
71	Mike Onwenu	OL
72	Yodny Cajuste	OL
75	Justin Herron	OL
76	Isaiah Wynn	OL
80	Gunner Olszewski	WR
81	Jonnu Smith	TE
84	Kendrick Bourne	WR
85	Hunter Henry	TE
86	Devin Asiasi	TE
90	Christian Barmore	DL
91	Deatrich Wise Jr.	DL
92	Davon Godchaux	DL
93	Lawrence Guy	DL
98	Carl Davis	DL

## PRACTICE SQUAD

#	NAME	POS	HT	WT	BORN	YR	COLLEGE	H.S. HOMETOWN
13	Benton, Elijah	DB	6-1	205	9/5/1996	1	Liberty	Forest, Va.
96	Bower, Tashawn	DL	6-5	250	2/18/1995	4	Louisiana State	Kenilworth, N.J.
30	Davis, Sean	DB	6-1	202	10/23/1993	6	Maryland	Washington, D.C.
95	Ekuale, Daniel	DL	6-3	305	1/13/1994	3	Washington State	Pago Pago, Amer. Samoa
65	Ferentz, James	OL	6-2	300	6/5/1989	6	Iowa	Iowa City, Iowa
14	Gilbert, Garrett	QB	6-4	230	7/1/1991	4	Southern Methodist	Austin, Texas
61	Jackson, Drake	C	6-2	298	12/8/1997	R	Kentucky	Versailles, Ky.
83	LaCosse, Matt	TE	6-6	255	9/21/1992	5	Illinois	Naperville, Ill.
35	Mason, Ben	FB	6-3	256	5/25/1999	R	Michigan	Newtown, Conn.
97	Murray, Bill	DL	6-4	265	7/3/1997	1	William & Mary	Morristown, N.J.
87	Nixon, Tre	WR	6-2	180	1/26/1998	R	Central Florida	Viera, Fla.
11	Patterson, Riley	K	6-0	190	9/7/1999	R	Memphis	Edwardsville, Ill.
64	Redmond, Alex	OL	6-5	320	1/18/1995	5	UCLA	Cerritos, Calif.
39	Ross, D'Angelo	DB	5-9	190	10/29/1996	2	New Mexico	La Puente, Calif.
68	Sherman, Will	OL	6-4	310	5/27/1999	R	Colorado	Allen, Texas
17	Wilkerson, Kristian	WR	6-1	201	1/10/1997	1	Southeast Missouri St.	Memphis, Tenn.

## PRACTICE SQUAD

#	NAME	POS
11	Riley Patterson	K
13	Elijah Benton	DB
14	Garrett Gilbert	QB
17	Kristian Wilkerson	WR
30	Sean Davis	DB
35	Ben Mason	FB
39	D'Angelo Ross	DB
61	Drake Jackson	C
64	Alex Redmond	OL
65	James Ferentz	OL
68	Will Sherman	OL
83	Matt LaCosse	TE
87	Tre Nixon	WR
95	Daniel Ekuale	DL
96	Tashawn Bower	DL
97	Bill Murray	DL

## RESERVE/INJURED

#	NAME	POS	HT	WT	BORN	YR	COLLEGE	H.S. HOMETOWN
94	Anderson, Henry	DL	6-6	301	8/3/1991	7	Stanford	Atlanta, Ga.
77	Brown, Trent	OL	6-8	380	4/13/1993	7	Florida	Albany, Ga.
88	Fumagalli, Troy	TE	6-6	248	2/17/1995	4	Wisconsin	Aurora, Ill.
59	Jennings, Anfernee	LB	6-3	259	5/1/1997	2	Alabama	Dadeville, Ala.
31	Jones, Jonathan	DB	5-10	190	9/20/1993	6	Auburn	Carrollton, Ga.
44	Keene, Dalton	TE	6-4	251	4/14/1999	2	Virginia Tech	Littleton, Colo.
46	McMillan, Raekwon	LB	6-2	242	11/17/1995	5	Ohio State	Hinshville, Ga.
3	Nordin, Quinn	K	6-1	196	8/16/1998	R	Michigan	Rockford, Mich.
19	Perry, Malcolm	WR	5-10	190	4/19/1997	2	Navy	Clarksville, Tenn.
28	White, James	RB	5-10	205	2/3/1992	8	Wisconsin	Ft. Lauderdale, Fla.
50	Winovich, Chase	DL	6-3	250	4/19/1995	3	Michigan	Jefferson Hills, Pa.

## RESERVE/INJURED

#	NAME	POS
3	Quinn Nordin	K
19	Malcolm Perry	WR
28	James White	RB
31	Jonathan Jones	DB
44	Dalton Keene	TE
46	Raekwon McMillan	LB
50	Chase Winovich	DL
59	Anfernee Jennings	LB
77	Trent Brown	OL
88	Troy Fumagalli	TE
94	Henry Anderson	DL

## RESERVE/PUP LIST

#	NAME	POS	HT	WT	BORN	YR	COLLEGE	H.S. HOMETOWN
99	Cowart, Byron	DL	6-3	300	5/20/1996	3	Maryland	Tampa, Fla.
59	Hall, Terez	LB	6-2	235	11/18/1996	2	Missouri	Lithonia, Ga.
4	Stidham, Jarrett	QB	6-3	215	8/8/1996	3	Auburn	Stephenville, Texas

## RESERVE/PUP LIST

#	NAME	POS
4	Jarrett Stidham	QB
59	Terez Hall	LB
99	Byron Cowart	DL

## RESERVE/NON-FOOTBALL INJURY

#	NAME	POS	HT	WT	BORN	YR	COLLEGE	H.S. HOMETOWN
34	Bledsoe, Joshua	S	5-11	201	12/30/1998	R	Missouri	Houston, Texas
45	McGrone, Cameron	LB	6-1	236	6/22/2000	R	Michigan	Indianapolis, Ind.

## RESERVE/NON-FOOTBALL INJURY

#	NAME	POS
34	Joshuah Bledsoe	S
45	Cameron McGrone	LB

## HEAD COACH: BILL BELICHICK

**ASSISTANTS:** Cam Achord, Special Teams Coordinator; Brian Belichick, Safeties; Steve Belichick, Outside Linebackers; Carmen Bricillo, Offensive Line; Troy Brown, Wide Receivers/Kick Returners; Moses Cabrera, Head Strength and Conditioning; Nick Caley, Tight Ends/Fullbacks; DeMarcus Covington, Defensive Line; Ross Douglas, NFL Coaching Fellowship/Defense; Ivan Fears, Running Backs; Bo Hardegree, Quality Control/Quarterbacks; Joe Houston, Special Teams Assistant; Tyler Hughes, Offensive Assistant; Mick Lombardi, Wide Receivers; Deron Mayo, Strength and Conditioning Assistant; Jerod Mayo, Inside Linebackers; Josh McDaniels, Offensive Coordinator/Quarterbacks; Mike Pellegrino, Cornerbacks; Cole Popovich, Offensive Line; Evan Rothstein, Research and Analysis/Coaching; Vinnie Sunseri, Running Backs; Billy Yates, Assistant Offensive Line; Matt Patricia, Senior Football Advisor.





# 2021 NUMERICAL ROSTER

October 25, 2021

#	NAME	POS	HT	WT	AGE	YR	COLLEGE	HOW ACQ.
1	N'Keal Harry	WR	6-4	225	23	3	Arizona State	D1-19
2	Jalen Mills	DB	6-0	191	27	6	Louisiana State	UFA (PHI)-21
5	Brian Hoyer	QB	6-2	216	36	13	Michigan State	FA-21
6	Nick Folk	K	6-1	222	36	14	Arizona	FA-20
7	Jake Bailey	P	6-2	205	24	3	Stanford	D5b-19
8	Ja'Whaun Bentley	LB	6-2	255	25	4	Purdue	D5-18
9	Matthew Judon	LB	6-3	261	29	6	Grand Valley State	UFA (BAL)-21
10	Mac Jones	QB	6-3	214	23	R	Alabama	D1-21
15	Nelson Agholor	WR	6-0	198	28	7	Southern California	UFA (LV)-21
16	Jakobi Meyers	WR	6-2	200	24	3	North Carolina State	FA-19
18	Matthew Slater	WR	6-0	205	36	14	UCLA	D5-08
21	Adrian Phillips	DB	5-11	210	29	8	Texas	UFA (LAC)-20
22	Cody Davis	DB	6-2	203	32	9	Texas Tech	UFA (JAX)-20
23	Kyle Dugger	DB	6-2	220	25	2	Lenoir-Rhyne	D2a-20
25	Brandon Bolden	RB	5-11	220	31	9	Mississippi	UFA (MIA)-19
26	Shaun Wade	CB	6-1	191	23	R	Ohio State	TR (BAL)-21
27	J.C. Jackson	DB	6-1	198	25	4	Maryland	FA-18
29	Justin Bethel	DB	6-0	200	31	10	Presbyterian	FA-19
32	Devin McCourty	DB	5-10	195	34	12	Rutgers	D1-10
33	Joejuan Williams	CB	6-3	212	23	3	Vanderbilt	D2-19
36	Brandon King	LB	6-2	220	28	7	Auburn	FA-15
37	Damien Harris	RB	5-11	213	24	3	Alabama	D3b-19
38	Rhamondre Stevenson	RB	6-0	246	23	R	Oklahoma	D4-21
41	Myles Bryant	DB	5-9	185	23	2	Washington	FA-20
42	J.J. Taylor	RB	5-6	185	23	2	Arizona	FA-20
47	Jakob Johnson	FB	6-3	255	26	3	Tennessee	FA-19
48	Jahlani Tavai	LB	6-2	246	25	3	Hawaii	FA-21
49	Joe Cardona	LS	6-3	245	29	7	Navy	D5-15
51	Ronnie Perkins	LB	6-3	253	22	R	Oklahoma	D3-21
52	Harvey Langi	LB	6-2	250	29	4	Brigham Young	FA-21
53	Kyle Van Noy	LB	6-3	250	30	8	Brigham Young	FA-21
54	Dont'a Hightower	LB	6-3	260	31	9	Alabama	D1b-12
55	Josh Uche	LB	6-3	245	23	2	Michigan	D2b-20
58	Jamie Collins Sr.	LB	6-3	255	32	9	Southern Mississippi	FA-21
60	David Andrews	C	6-3	300	29	7	Georgia	FA-15
67	Ted Karras	OL	6-4	305	28	6	Illinois	UFA (MIA)-21
69	Shaq Mason	OL	6-1	310	28	7	Georgia Tech	D4c-15
70	Yasir Durant	OL	6-7	330	23	2	Missouri	TR (KC)-21
71	Mike Onwenu	OL	6-3	350	23	2	Michigan	D6a-20
72	Yodny Cajuste	OL	6-5	310	25	3	West Virginia	D3c-19
75	Justin Herron	OL	6-5	305	25	2	Wake Forest	D6b-20
76	Isaiah Wynn	OL	6-2	310	25	4	Georgia	D1a-18
80	Gunner Olszewski	WR	6-0	190	24	3	Bemidji State	FA-19
81	Jonnu Smith	TE	6-3	248	26	5	Florida International	UFA (TEN)-21
84	Kendrick Bourne	WR	6-1	190	26	5	Eastern Washington	UFA (SF)-21
85	Hunter Henry	TE	6-5	250	26	6	Arkansas	UFA (LAC)-21
86	Devin Asiasi	TE	6-3	257	24	2	UCLA	D3b-20
90	Christian Barmore	DL	6-5	310	22	R	Alabama	D2-21
91	Deatrich Wise Jr.	DL	6-5	275	27	5	Arkansas	D4-17
92	Davon Godchaux	DL	6-3	311	26	5	Louisiana State	UFA (MIA)-21
93	Lawrence Guy	DL	6-4	315	31	11	Arizona State	UFA (BAL)-17
98	Carl Davis	DL	6-5	320	29	7	Iowa	FA-20

## PRACTICE SQUAD

#	NAME	POS	HT	WT	AGE	YR	COLLEGE	HOW ACQ.
11	Riley Patterson	K	6-0	190	22	R	Memphis	FA-21
13	Elijah Benton	DB	6-1	205	25	1	Liberty	FA-21
14	Garrett Gilbert	QB	6-4	228	30	4	Southern Methodist	FA-21
17	Kristian Wilkerson	WR	6-1	201	24	1	Southeast Missouri State	FA-20
30	Sean Davis	DB	6-1	202	28	6	Maryland	FA-21
35	Ben Mason	FB	6-3	256	22	R	Michigan	FA-21
39	D'Angelo Ross	DB	5-9	190	24	2	New Mexico	FA-19
61	Drake Jackson	C	6-2	298	23	R	Kentucky	FA-21
64	Alex Redmond	OL	6-5	320	26	5	UCLA	FA-21
65	James Ferentz	OL	6-2	300	32	6	Iowa	FA-17
68	Will Sherman	OL	6-4	310	22	R	Colorado	D6b-21
83	Matt LaCrosse	TE	6-6	255	29	5	Illinois	FA-19
87	Tre Nixon	WR	6-2	180	23	R	Central Florida	D7-21
95	Daniel Ekuale	DL	6-3	305	27	3	Washington State	FA-21
96	Tashawn Bower	DL	6-5	250	26	4	Louisiana State	FA-19
97	Bill Murray	DL	6-4	265	24	1	William & Mary	FA-20

## RESERVE/INJURED

#	NAME	POS	HT	WT	AGE	YR	COLLEGE	DATE
3	Quinn Nordin	K	6-1	196	23	R	Michigan	(9/18/2021)
19	Malcolm Perry	WR	5-10	190	24	2	Navy	(9/11/2021)
28	James White	RB	5-10	205	29	8	Wisconsin	(10/1/2021)
31	Jonathan Jones	DB	5-10	190	28	6	Auburn	(10/23/2021)
44	Dalton Keene	TE	6-4	251	22	2	Virginia Tech	(8/7/2021)
46	Raekwon McMillan	LB	6-2	242	25	5	Ohio State	(8/7/2021)
50	Chase Winovich	DL	6-3	250	26	3	Michigan	(10/19/2021)
59	Anfernee Jennings	LB	6-3	259	24	2	Alabama	(8/31/2021)
77	Trent Brown	OL	6-8	380	28	7	Florida	(10/9/2021)
88	Troy Fumagalli	TE	6-6	248	26	4	Wisconsin	(8/18/2021)
94	Henry Anderson	DL	6-6	301	30	7	Stanford	(10/6/2021)

## RESERVE/PUP LIST

#	NAME	POS	HT	WT	AGE	YR	COLLEGE	HOW ACQ.
4	Jarrett Stidham	QB	6-3	215	25	3	Auburn	D4b-19
59	Terez Hall	LB	6-2	235	24	2	Missouri	FA-19
99	Byron Cowart	DL	6-3	300	25	3	Maryland	D5a-19

## RESERVE/NON FOOTBALL INJURY

#	NAME	POS	HT	WT	AGE	YR	COLLEGE	HOW ACQ.
34	Joshuah Bledsoe	S	5-11	201	22	R	Missouri	D6a-21
45	Cameron McGrone	LB	6-1	236	21	R	Michigan	D5-21



# 2021 POSITIONAL ROSTER

October 25, 2021

DEFENSE (25)								
#	NAME	POS	HT	WT	BORN	YR	COLLEGE	H.S. HOMETOWN
<b>DEFENSIVE LINE (5)</b>								
90	Barmore, Christian	DL	6-5	310	7/28/1999	R	Alabama	Philadelphia, Pa.
98	Davis, Carl	DL	6-5	320	3/2/1992	7	Iowa	Detroit, Mich.
92	Godchaux, Davon	DL	6-3	311	11/11/1994	5	Louisiana State	Plaquemine, La.
93	Guy, Lawrence	DL	6-4	315	3/17/1990	11	Arizona State	Las Vegas, Nev.
91	Wise Jr., Deatrich	DL	6-5	275	7/26/1994	5	Arkansas	Carrollton, Texas
<b>LINEBACKER (10)</b>								
8	Bentley, Ja'Whaun	LB	6-2	255	8/24/1996	4	Purdue	Glenarden, Md.
58	Collins Sr., Jamie	LB	6-1	205	9/5/1996	9	Southern Mississippi	McCall Creek, Miss.
54	Hightower, Dont'a	LB	6-3	260	3/12/1990	9	Alabama	Lewisburg, Tenn.
9	Judon, Matthew	LB	6-3	261	8/15/1992	6	Grand Valley State	West Bloomfield, Mich.
36	King, Brandon	LB	6-2	220	6/8/1993	7	Auburn	Alabaster, Ala.
52	Langi, Harvey	LB	6-2	250	9/24/1992	4	Brigham Young	South Jprdan, Utah
51	Perkins, Ronnie	LB	6-3	253	9/29/1999	R	Oklahoma	St. Louis, Mo.
48	Tavai, Jahlani	LB	6-2	246	9/28/1996	3	Hawaii	Inglewood, Calif.
55	Uche, Josh	LB	6-3	245	9/18/1998	2	Michigan	Miami, Fla.
53	Van Noy, Kyle	LB	6-3	250	3/26/1991	8	Brigham Young	Reno, Nev.
<b>DEFENSIVE BACK (10)</b>								
29	Bethel, Justin	DB	6-0	200	6/17/1990	10	Presbyterian	Blythewood, S.C.
41	Bryant, Myles	DB	5-9	185	1/2/1998	2	Washington	Pasadena, Calif
22	Davis, Cody	DB	6-2	203	6/6/1989	9	Texas Tech	Stephenville, Texas
23	Dugger, Kyle	DB	6-2	220	3/22/1996	2	Lenoir-Rhyne	Decatur, Ga.
27	Jackson, J.C.	DB	6-1	198	11/17/1995	4	Maryland	Immokalee, Fla.
32	McCourty, Devin	DB	5-10	195	8/13/1987	12	Rutgers	Nyack, N.Y.
2	Mills, Jalen	DB	6-0	191	4/6/1994	6	Louisiana State	Dallas, Texas
21	Phillips, Adrian	DB	5-11	210	3/28/1992	8	Texas	Garland, Texas
26	Wade, Shaun	CB	6-1	191	9/16/1998	R	Ohio State	Jacksonville, Fla.
33	Williams, Joejuan	CB	6-3	212	12/6/1997	3	Vanderbilt	Nashville, Tenn.
OFFENSE (24)								
#	NAME	POS	HT	WT	BORN	YR	COLLEGE	H.S. HOMETOWN
<b>OFFENSIVE LINE (8)</b>								
60	Andrews, David	C	6-3	300	7/10/1992	7	Georgia	Johns Creek, Ga.
72	Cajuste, Yodny	OL	6-5	310	2/21/1996	3	West Virginia	Miami, Fla.
70	Durant, Yasir	OL	6-7	330	5/21/1998	2	Missouri	Philadelphia, Pa.
75	Herron, Justin	OL	6-5	305	11/27/1995	2	Wake Forest	Potomac, Md.
67	Karraas, Ted	OL	6-4	305	3/15/1993	6	Illinois	Indianapolis, Ind.
69	Mason, Shaq	OL	6-1	310	8/28/1993	7	Georgia Tech	Columbia, Tenn.
71	Onwenu, Mike	OL	6-3	350	12/10/1997	2	Michigan	Detroit, Mich.
76	Wynn, Isaiah	OL	6-2	310	12/9/1995	4	Georgia	St. Petersburg, Fla.
<b>QUARTERBACK (2)</b>								
5	Hoyer, Brian	QB	6-2	216	10/13/1985	13	Michigan State	North Olmsted, Ohio
10	Jones, Mac	QB	6-3	214	9/5/1998	R	Alabama	Jackconville, Fla.
<b>WIDE RECEIVER (6)</b>								
15	Agholor, Nelson	WR	6-0	198	5/24/1993	7	Southern California	Tampa, Fla.
84	Bourne, Kendrick	WR	6-1	190	8/4/1995	5	Eastern Washington	Portland, Ore.
1	Harry, N'Keal	WR	6-4	225	12/17/1997	3	Arizona State	Chandler, Ariz.
16	Meyers, Jakobi	WR	6-2	200	11/9/1996	3	North Carolina State	Lithonia, Ga.
80	Olszewski, Gunner	WR	6-0	190	11/26/1996	3	Bemidji State	Alvin, Texas
18	Slater, Matthew	WR	6-0	205	9/9/1985	14	UCLA	Anaheim, Calif.
<b>RUNNING BACK (5)</b>								
25	Bolden, Brandon	RB	5-11	220	1/26/1990	9	Mississippi	Baton Rouge, La.
37	Harris, Damien	RB	5-11	213	2/11/1997	3	Alabama	Richmond, Ky.
47	Johnson, Jakob	FB	6-3	255	12/15/1994	3	Tennessee	Stuttgart, Germany
38	Stevenson, Rhamondre	RB	6-0	246	2/23/1998	R	Oklahoma	Las Vegas, Nev.
42	Taylor, J.J.	RB	5-6	185	1/4/1998	2	Airozna	Corono, Calif.
<b>TIGHT END (3)</b>								
86	Asiasi, Devin	TE	6-3	257	8/14/1997	2	UCLA	Shoreview, Calif.
85	Henry, Hunter	TE	6-5	250	12/7/1994	6	Arkansas	Little Rock, Ark.
81	Smith, Jonnu	TE	6-3	248	8/22/1995	5	Florida International	Ocala, Fla.
SPECIALISTS (3)								
#	NAME	POS	HT	WT	BORN	YR	COLLEGE	H.S. HOMETOWN
<b>SPECIALISTS (3)</b>								
7	Bailey, Jake	P	6-2	205	6/18/1997	3	Stanford	Solana Beach, Calif.
49	Cardona, Joe	LS	6-3	245	4/16/1992	7	Navy	El Cajon, Calif.
6	Folk, Nick	K	6-1	222	11/5/1984	14	Arizona	Sherman Oaks, Calif.
RESERVE/INJURED (11)								
#	NAME	POS	HT	WT	BORN	YR	COLLEGE	H.S. HOMETOWN
<b>RESERVE/INJURED (11)</b>								
94	Anderson, Henry	DL	6-6	301	8/3/1991	7	Stanford	Atlanta, Ga.
77	Brown, Trent	OL	6-8	380	4/13/1993	7	Florida	Albany, Ga.
88	Fumagalli, Troy	TE	6-6	248	2/17/1995	4	Wisconsin	Aurora, Ill.
59	Jennings, Anfernee	LB	6-3	259	5/1/1997	2	Alabama	Dadeville, Ala.
31	Jones, Jonathan	DB	5-10	190	9/20/1993	6	Auburn	Carrollton, Ga.
44	Keene, Dalton	TE	6-4	251	4/14/1999	2	Virginia Tech	Littleton, Colo.
46	McMillan, Raekwon	LB	6-2	242	11/17/1995	5	Ohio State	Hinseville, Ga.
3	Nordin, Quinn	K	6-1	196	8/16/1998	R	Michigan	Rockford, Mich.
19	Perry, Malcolm	WR	5-10	190	4/19/1997	2	Navy	Clarsville, Tenn.
50	Winovich, Chase	DL	6-3	250	4/19/1995	3	Michigan	Jefferson Hills, Pa.
28	White, James	RB	5-10	205	2/3/1992	8	Wisconsin	Ft. Lauderdale, Fla.
RESERVE/PUP LIST (3)								
#	NAME	POS	HT	WT	BORN	YR	COLLEGE	H.S. HOMETOWN
<b>RESERVE/PUP LIST (3)</b>								
99	Cowart, Byron	DL	6-3	300	5/20/1996	3	Maryland	Tampa, Fla.
59	Hall, Terez	LB	6-2	235	11/18/1996	2	Missouri	Lithonia, Ga.
4	Stidham, Jarrett	QB	6-3	215	8/8/1996	3	Auburn	Stephenville, Texas
RESERVE/NON-FOOTBALL INJURY (2)								
#	NAME	POS	HT	WT	BORN	YR	COLLEGE	H.S. HOMETOWN
<b>RESERVE/NFI (2)</b>								
34	Bledsoe, Joshuah	S	5-11	201	12/30/1998	R	Missouri	Houston, Texas
45	McGrone, Cameron	LB	6-1	236	6/22/2000	R	Michigan	Indianapolis, Ind.



# HOW THE PATRIOTS WERE BUILT

UPDATED: October 25, 2021

<u>YEAR</u>	<u>DRAFTEES (22)</u>	<u>VETERAN FREE AGENTS (20)</u>	<u>WAIVERS (0) / TRADES (2)</u>	<u>ROOKIE AND FIRST-YEAR FREE AGENTS (8)</u>
2008	Matthew Slater (5)			
2010	Devin McCourty (1)			
2012	Dont'a Hightower (1b)			
2015	Shaq Mason (4c) Joe Cardona (5)			David Andrews (fa) Brandon King (fa)
2016				
2017	Deatrich Wise Jr. (4)	Lawrence Guy (7) (GB)		
2018	Isaiah Wynn (1a) Ja'Whaun Bentley (5)			J.C. Jackson (fa)
2019	N'Keal Harry (1) Joejuan Williams (2) Damien Harris (3b) Yodny Cajuste (3c) Jake Bailey (5b)	Justin Bethel (6) (ARI) Brandon Bolden (fa) (NE)		Jakob Johnson (fa) Jakobi Meyers (fa) Gunner Olszewski (fa)
2020	Kyle Dugger (2a) Josh Uche (2b) Devin Asiasi (3b) Mike Onwenu (6a) Justin Herron (6b)	Carl Davis (3) (BAL) Cody Davis (fa) (STL) Nick Folk (6) (DAL) Brian Hoyer (fa) (NE) Adrian Phillips (fa) (SD)		Myles Bryant (fa) J.J. Taylor (fa)
2021	Mac Jones (1) Christian Barmore (2) Ronnie Perkins (3) Rhamondre Stevenson (4)	Nelson Agholor (1) (PHI) Kendrick Bourne (fa) (SF) Jamie Collins Sr. (2) (NE) Davon Godchaux (5) (MIA) Hunter Henry (2) (LAC) Matthew Judon (5) (BAL) Ted Karras (6) (NE) Harvey Langi (fa) (NE) Jalen Mills (7) (PHI) Jahlani Tavai (2) (DET) Jonnu Smith (3) (TEN) Kyle Van Noy (2) (DET)	Yasir Durant (fa) (tr-KC) Shaun Wade (5) (tr-BAL)	

**NOTE:** Team in parenthesis is the player's original team

(#) – indicates round drafted

(fa) – indicates non-drafted free agents

### RESERVE/PUP LIST

Byron Cowart (5a)  
Terez Hall (fa)  
Jarrett Stidham (4b)

### RESERVE/NFI LIST

Cameron McGrone (5)  
Joshuah Bledsoe (6a)

### RESERVE/INJURED

Henry Anderson (3) (IND)  
Trent Brown (7) (tr-LV)  
Troy Fumagalli (5) (DEN)  
Anfernee Jennings (3a)  
Jonathan Jones (fa)  
Dalton Keene (3c)  
Raekwon McMillan (2) (MIA)  
Quinn Nordin (fa)  
Malcolm Perry (7) CW (MIA)  
Chase Winovich (3a)  
James White (4b)



# UNOFFICIAL DEPTH CHART

Unofficial depth chart compiled by Patriots Media Relations

## OFFENSE

<b>WR:</b> 15 Nelson Agholor	80 Gunner Olszewski	18 Matthew Slater
<b>LT:</b> 76 Isaiah Wynn	72 Yodny Cajuste	
<b>LG:</b> 71 Mike Onwenu	67 Ted Karras	
<b>C:</b> 60 David Andrews	67 Ted Karras	
<b>RG:</b> 69 Shaq Mason	70 Yasir Durant	
<b>RT:</b> 75 Justin Herron	70 Yasir Durant	
<b>TE:</b> 85 Hunter Henry	86 Devin Asiasi	
81 Jonnu Smith		
<b>WR:</b> 16 Jakobi Meyers	84 Kendrick Bourne	1 N'Keal Harry
<b>QB:</b> <u>10 Mac Jones</u>	5 Brian Hoyer	
<b>RB:</b> 37 Damien Harris	25 Brandon Bolden	42 J.J. Taylor
<b>RB:</b> 47 Jakob Johnson (FB)	<u>38 Rhamondre Stevenson</u>	

## DEFENSE

<b>LE:</b> 91 Deatrich Wise Jr.	98 Carl Davis	
<b>DL:</b> 92 Davon Godchaux	98 Carl Davis	
<b>RE:</b> 93 Lawrence Guy	<u>90 Christian Barmore</u>	
<b>LB:</b> 9 Matthew Judon	<u>51 Ronnie Perkins</u>	36 Brandon King
<b>LB:</b> 54 Dont'a Hightower	55 Josh Uche	58 Jamie Collins Sr.
<b>LB:</b> 8 Ja'Whaun Bentley	53 Kyle Van Noy	52 Harvey Langi 48 Jahlani Tavai
<b>DB:</b> 23 Kyle Dugger	33 Joejuan Williams	
<b>LCB:</b> 27 J.C. Jackson	41 Myles Bryant	<u>26 Shaun Wade</u>
<b>RCB:</b> 2 Jalen Mills	33 Joejuan Williams	
<b>S:</b> 21 Adrian Phillips	23 Kyle Dugger	
<b>S:</b> 32 Devin McCourty	29 Justin Bethel	22 Cody Davis

## SPECIAL TEAMS

<b>K:</b> 6 Nick Folk	7 Jake Bailey	
<b>P:</b> 7 Jake Bailey	6 Nick Folk	
<b>H:</b> 7 Jake Bailey	80 Gunner Olszewski	
<b>PR:</b> 80 Gunner Olszewski	42 J.J. Taylor	
<b>KR:</b> 80 Gunner Olszewski	25 Brandon Bolden	42 J.J. Taylor
<b>LS:</b> 49 Joe Cardona		

## PRONUNCIATION GUIDE

Nelson Agholor	AGG-uh-lore	Ted Karras	CARE-us
Devin Asiasi	AH-see AH-see	Harvey Langi	laun-GEE
Ja'Whaun Bentley	ja-WHAN	Jalen Mills	JAY-lin
Yodny Cajuste	YAHD-nee kuh-JUST	Gunner Olszewski	O-sheh-ski
Joe Cardona	car-DOAN-a	Mike Onwenu	oh-WHEN-new
Yasir Durant	YAH-seer	Jonnu Smith	JAH-new
Davon Godchaux	duh-VAHN-GOD-chaw	Rhamondre Stevenson	ruh-MON-dray
Damien Harris	day-MEE-en	Jahlani Tavai	ja-LAN-EE TAH-vay-ya
N'Keal Harry	nuh-KEEL	Josh Uche	OO-chay
Justin Herron	her-RON	Joejuan Williams	joe-WAHN
Dont'a Hightower	don-TAY	Deatrich Wise Jr.	DEE-tritch
Jakob Johnson	YAH-kob	Isaiah Wynn	eye-ZAY-ah WIN
Matthew Judon	JOO-don		



# 2021 TRANSACTIONS

UPDATED: OCTOBER 25, 2021

## JANUARY 2021

1/4/2021	Aguayo, Roberto	Signed to a future contract
1/4/2021	Dolegala, Jake	Signed to a future contract
1/4/2021	Murray, Bill	Signed to a future contract
1/4/2021	Reynolds, Ross	Signed to a future contract
1/4/2021	Rohrwasser, Justin	Signed to a future contract
1/4/2021	Ross, D'Angelo	Signed to a future contract
1/4/2021	Smith, Devin	Signed to a future contract
1/4/2021	Thurman, Nick	Signed to a future contract
1/4/2021	Wilkerson, Kristian	Signed to a future contract
1/4/2021	Zuber, Isaiah	Signed to a future contract
1/6/2021	Pinckney, Michael	Signed to a future contract

## MARCH 2021

3/18/2021	Brown, Trent	Acquired via Trade (Las Vegas)
3/18/2021	Cannon, Marcus	Traded to Houston
3/18/2021	Allen, Beau	Released
3/18/2021	Lee, Marqise	Released
3/18/2021	Izzo, Ryan	Traded to Houston
3/19/2021	Adams, Montravius	Signed
3/19/2021	Agholor, Nelson	Signed
3/19/2021	Anderson, Henry	Signed
3/19/2021	Bourne, Kendrick	Signed
3/19/2021	Henry, Hunter	Signed
3/19/2021	Judon, Matthew	Signed
3/19/2021	Karras, Ted	Signed
3/19/2021	McMillan, Raekwon	Signed
3/19/2021	Mills, Jalen	Signed
3/19/2021	Smith, Jonnu	Signed
3/19/2021	Van Noy, Kyle	Signed
3/19/2021	Davis, Cody	Re-signed
3/19/2021	Wise Jr., Deatrich	Re-signed
3/22/2021	Chung, Patrick	Placed on Reserve/Retired List
3/22/2021	Andrews, David	Re-signed
3/23/2021	Folk, Nick	Re-signed
3/23/2021	Godchaux, Davon	Signed
3/23/2021	Maluia, Cassh	Released
3/23/2021	Pinckney, Michael	Released
3/23/2021	Rohrwasser, Justin	Released
3/24/2021	Reynolds, LaRoy	Signed
3/25/2021	Johnson, Jakob	Re-signed
3/25/2021	White, James	Re-signed
3/30/2021	Guy, Lawrence	Re-signed

## APRIL 2021

4/7/2021	Woodard, Dustin	Reinstated from Reserve/Retired
4/9/2021	Reynolds, Ross	Released
4/12/2021	Edelman, Julian	Retired
4/12/2021	Barnett, Michael	Released
4/16/2021	Jackson, J.C.	Re-signed
4/16/2021	Woodard, Dustin	Released
4/29/2021	Jones, Mac	Drafted
4/30/2021	Dolegala, Jake	Released
4/30/2021	Barmore, Christian	Drafted
4/30/2021	Perkins, Ronnie	Drafted

## MAY 2021

5/1/2021	Stevenson, Rhamondre	Drafted
5/1/2021	McGrone, Cameron	Drafted
5/1/2021	Bledsoe, Joshua	Drafted
5/1/2021	Sherman, Will	Drafted
5/1/2021	Nixon, Tre	Drafted
5/6/2021	Nordin, Quinn	Signed
5/10/2021	Langi, Harvey	Signed
5/11/2021	Sherman, Will	Signed/Draft Choice
5/11/2021	Nixon, Tre	Signed/Draft Choice
5/14/2021	McGrone, Cameron	Signed/Draft Choice
5/17/2021	Ferentz, James	Signed
5/17/2021	Redmond, Alex	Signed
5/18/2021	Hoyer, Brian	Signed
5/18/2021	Bledsoe, Joshua	Signed/Draft Choice
5/18/2021	Toran, Najee	Released
5/19/2021	Stevenson, Rhamondre	Signed/Draft Choice
5/20/2021	Farnsworth, Wes	Signed
5/21/2021	Colbert, Adrian	Signed
5/21/2021	Gaffney, Tyler	Signed
5/27/2021	Fumagalli, Troy	Signed
5/27/2021	Reynolds, LaRoy	Released
5/27/2021	Vitale, Danny	Released

## JUNE 2021

6/4/2021	Hall, Marvin	Signed
6/17/2021	Aguayo, Roberto	Released
6/17/2021	Farnsworth, Wes	Released
6/17/2021	Prince, R.J.	Signed
6/21/2021	Ross, Devin	Signed

## JULY 2021

7/6/2021	Jones, Mac	Signed/Draft Choice
7/20/2021	Perkins, Ronnie	Signed/Draft Choice
7/21/2021	Barmore, Christian	Signed/Draft Choice
7/23/2021	Wells, David	Signed
7/27/2021	Smith, Devin	Released
7/29/2021	Dolegala, Jake	Claimed off Waivers (GB)
7/30/2021	Hawkins, Jerald	Signed

## AUGUST 2021

8/7/2021	Maluia, Cassh	Signed
8/7/2021	Keene, Dalton	Placed on Reserve/Injured
8/7/2021	McMillan, Raekwon	Placed on Reserve/Injured
8/9/2021	Dolegala, Jake	Released

## AUGUST 2021

8/9/2021	Khoury, Brian	Signed
8/10/2021	Gant, Malik	Signed
8/10/2021	Gaffney, Tyler	Released
8/15/2021	Berry, Rashod	Released
8/15/2021	Hawkins, Jerald	Released
8/15/2021	Wells, David	Released
8/17/2021	Hall, Marvin	Placed on Reserve/Injured
8/18/2021	Fumagalli, Troy	Placed on Reserve/Injured
8/24/2021	Gant, Malik	Released
8/24/2021	Khoury, Brian	Released
8/24/2021	Maluia, Cassh	Released
8/24/2021	Prince, R.J.	Released
8/24/2021	Ross, Devin	Released
8/24/2021	Martin, Marcus	Released
8/24/2021	Warring, Kahale	Claimed off Waivers (Houston)
8/25/2021	Michel, Sony	Traded to LA Rams
8/25/2021	Hall, Marvin	Waived from Reserve/Injured
8/26/2021	Wade, Shaun	Acquired via Trade (Baltimore)
8/27/2021	Warring, Kahale	Released
8/31/2021	Adams, Montravius	Released
8/31/2021	Bower, Tashawn	Released
8/31/2021	Bryant, Myles	Released
8/31/2021	Colbert, Adrian	Released
8/31/2021	Cunningham, Korey	Released
8/31/2021	Ferentz, James	Released
8/31/2021	Folk, Nick	Released
8/31/2021	Hoyer, Brian	Released
8/31/2021	Jackson, Michael	Released
8/31/2021	LaCrosse, Matt	Released
8/31/2021	Murray, Bill	Released
8/31/2021	Newton, Cam	Released
8/31/2021	Nixon, Tre	Released
8/31/2021	Redmond, Alex	Released
8/31/2021	Ross, D'Angelo	Released
8/31/2021	Sherman, Will	Released
8/31/2021	Spence, Akeem	Released
8/31/2021	Thurman, Nick	Released
8/31/2021	Virgin, Dee	Released
8/31/2021	Wilkerson, Kristian	Released
8/31/2021	Zuber, Isaiah	Released
8/31/2021	Cowart, Byron	Placed on Reserve/PUP List
8/31/2021	Gilmore, Stephon	Placed on Reserve/PUP List
8/31/2021	Hall, Terez	Placed on Reserve/PUP List
8/31/2021	Stidham, Jarrett	Placed on Reserve/PUP List
8/31/2021	Jennings, Anfernee	Placed on Reserve/Injured
8/31/2021	Bledsoe, Joshua	Placed Reserve/NFI List
8/31/2021	McGrone, Cameron	Placed on Reserve/NFI List
8/31/2021	Durant, Yasir	Acquired via Trade (KC)

## SEPTEMBER 2021

9/1/2021	Thurman, Nick	Placed on Reserve/Injured
9/1/2021	Bower, Tashawn	Signed to the practice squad
9/1/2021	Bryant, Myles	Signed to the practice squad
9/1/2021	Ferentz, James	Signed to the practice squad
9/1/2021	Folk, Nick	Signed to the practice squad
9/1/2021	Hoyer, Brian	Signed to the practice squad
9/1/2021	LaCrosse, Matt	Signed to the practice squad
9/1/2021	Murray, Bill	Signed to the practice squad
9/1/2021	Nixon, Tre	Signed to the practice squad
9/1/2021	Redmond, Alex	Signed to the practice squad
9/1/2021	Ross, D'Angelo	Signed to the practice squad
9/1/2021	Sherman, Will	Signed to the practice squad
9/1/2021	Wilkerson, Kristian	Signed to the practice squad
9/2/2021	Perry, Malcolm	Claimed off Waivers (Miami)
9/2/2021	Harry, N'Keal	Placed on Reserve/Injured
9/2/2021	Gilbert, Garrett	Signed to the practice squad
9/2/2021	Mason, Ben	Signed to the practice squad
9/2/2021	Tavai, Jahlan	Signed to the practice squad
9/3/2021	Thurman, Nick	Released from Reserve/Injured
9/5/2021	Ekual, Daniel	Signed to the practice squad
9/11/2021	Folk, Nick	Elevated to the active roster
9/11/2021	Hoyer, Brian	Elevated to the active roster
9/11/2021	Perry, Malcolm	Placed on Reserve/Injured
9/13/2021	Folk, Nick	Reverted back to the practice squad
9/13/2021	Hoyer, Brian	Reverted back to the practice squad
9/18/2021	Hoyer, Brian	Signed from the practice squad
9/18/2021	Nordin, Quinn	Placed on Reserve/Injured
9/18/2021	Folk, Nick	Elevated to the active roster
9/18/2021	Bower, Tashawn	Elevated to the active roster
9/19/2021	Bower, Tashawn	Reverted back to the practice squad
9/19/2021	Folk, Nick	Reverted back to the practice squad
9/21/2021	Folk, Nick	Signed from the practice squad
9/21/2021	Jackson, Drake	Signed to the practice squad
9/22/2021	Eldrenkamp, Jake	Signed to the practice squad
9/25/2021	Tavai, Jahlan	Elevated to the active roster
9/25/2021	Eldrenkamp, Jake	Released from the practice squad
9/27/2021	Tavai, Jahlan	Reverted back to the practice squad

## OCTOBER 2021

10/1/2021	White, James	Placed on Reserve/Injured
10/2/2021	Harry, N'Keal	Activated to the 53-man roster
10/2/2021	Bryant, Myles	Elevated to the active roster
10/2/2021	Tavai, Jahlan	Elevated to the active roster
10/4/2021	Bryant, Myles	Reverted back to the practice squad
10/4/2021	Tavai, Jahlan	Reverted back to the practice squad
10/6/2021	Gilmore, Stephon	Traded to Carolina
10/6/2021	Collins Sr., Jamie	Signed
10/6/2021	Benton, Elijah	Signed to the practice squad
10/6/2021	Anderson, Henry	Placed on Reserve/Injured
10/9/2021	Brown, Trent	Placed on Reserve/Injured
10/9/2021	Bryant, Myles	Elevated to the active roster
10/9/2021	Ferentz, James	Elevated to the active roster



# 2021 TRANSACTIONS

## OCTOBER 2021 (continued)

10/9/2021	Redmond, Alex	Elevated to the active roster
10/9/2021	Sherman, Alex	Elevated to the active roster
10/11/2021	Bryant, Myles	Reverted back to the practice squad
10/11/2021	Ferentz, James	Reverted back to the practice squad
10/11/2021	Redmond, Alex	Reverted back to the practice squad
10/11/2021	Sherman, Alex	Reverted back to the practice squad
10/13/2021	Tavai, Jahilani	Signed from the practice squad
10/13/2021	Davis, Sean	Signed to the practice squad
10/16/2021	Ferentz, James	Elevated to the active roster
10/18/2021	Ferentz, James	Reverted back to the practice squad
10/19/2021	Bryant, Myles	Signed from the practice squad
10/19/2021	Winovich, Myles	Placed on Reserve/Injured
10/19/2021	Patterson, Riley	Signed to the practice squad
10/23/2021	Jones, Jonathan	Placed on Reserve/Injured
10/23/2021	Ekuale, Daniel	Elevated to the active roster
10/23/2021	Ferentz, James	Elevated to the active roster
10/24/2021	Ekuale, Daniel	Reverted back to the practice squad
10/24/2021	Ferentz, James	Reverted back to the practice squad



# PATRIOTS AT LOS ANGELES CHARGERS

## SERIES HISTORY

The New England Patriots and the Los Angeles Chargers will meet for the second straight season. Last season, the Patriots had their most convincing win of the year with a 45-0 victory in their debut at SoFi Stadium on Dec. 6, 2021. It was New England's first road game against the Chargers since their move from San Diego to Los Angeles in 2017. It was also the first of two consecutive games for the Patriots at SoFi Stadium, as the team played against the Rams in a Thursday Night game a few days later. The Patriots enter this week's game having won the last six games overall.

New England leads the regular season by a 23-14-2 margin. The teams have met four times in the postseason with the Patriots holding a 3-1 edge.

The New England Patriots and the Los Angeles Chargers are an old AFL rivalry as part the original eight teams from the American Football League. The Patriots and Chargers met in the 1963 AFL Championship Game played on Jan. 5, 1964 in San Diego with the Chargers taking a 51-10 decision.

The series dates back to 1960, the inaugural season for each team. Bill Belichick is 8-5 in his career against the Chargers in the regular season, including a 7-3 record as Patriots head coach. He is 3-0 against the Chargers in the postseason.

### REGULAR SEASON - PATRIOTS 23, CHARGERS 14, 2 TIES

Date	Result	Score	H/A	Stadium
10/08/60	W	35-0	A	L.A. Coliseum
10/28/60	L	16-45	H	BU Field
10/07/61	L	27-38	H	BU Field
12/17/61	W	41-0	A	Balboa Stadium
10/19/62	W	24-20	H	BU Field
12/09/62	W	20-14	A	Balboa Stadium
09/14/63	L	13-17	A	Balboa Stadium
11/10/63	L	6-7	H	Fenway Park
09/20/64	W	33-28	A	Balboa Stadium
10/09/64	L	17-26	H	Fenway Park
10/17/65	T	13-13	H	Fenway Park
10/31/65	W	22-6	A	Balboa Stadium
09/10/66	L	0-24	A	Balboa Stadium
10/23/66	W	35-17	H	Fenway Park
09/09/67	L	14-28	A	San Diego Stadium
10/08/67	T	31-31	A	San Diego Stadium
11/10/68	L	17-27	H	Fenway Park
10/19/69	L	10-13	H	B.C. Alumni Stadium
12/07/69	L	18-28	A	San Diego Stadium
11/15/70	L	14-16	H	Harvard Stadium
12/02/73	W	30-14	H	Schaefer Stadium
11/09/75	W	33-19	A	San Diego Stadium
10/16/77	W	24-20	A	San Diego Stadium
10/01/78	W	28-23	H	Schaefer Stadium
09/23/79	W	27-21	H	Schaefer Stadium
10/16/83	W	37-21	H	Sullivan Stadium
11/20/94	W	23-17	H	Foxboro Stadium
12/01/96	W	45-7	A	Jack Murphy Stadium
08/31/97	W	41-7	H	Foxboro Stadium
10/14/01	W	29-26 OT	H	Foxboro Stadium
09/29/02	L	14-21	A	Qualcomm Stadium
10/02/05	L	17-41	H	Gillette Stadium
09/16/07	W	38-14	H	Gillette Stadium
10/12/08	L	10-30	A	Qualcomm Stadium
10/24/10	W	23-20	A	Qualcomm Stadium
09/18/11	W	35-21	H	Gillette Stadium
12/07/14	W	23-14	A	Qualcomm Stadium
10/29/17	W	21-13	H	Gillette Stadium
12/06/20	W	45-0	A	SoFi Stadium

### POSTSEASON - PATRIOTS 3, CHARGERS 1

Date	Result	Score	H/A	Stadium
01/05/64*	L	10-51	A	Balboa Stadium
01/14/07	W	24-21	A	Qualcomm Stadium
01/20/08	W	21-12	H	Gillette Stadium
01/13/19	W	41-28	H	Gillette Stadium

\*-1963 American Football League Championship Game

## TALE OF THE TAPE

2021 Regular Season	New England	L.A. Chargers
Record	3-4	4-2
Divisional Standings	2nd	2nd
Total Yards Gained	2,485	2,265
Total Offense (Rank)	355.0 (16)	377.5 (12)
Rush Offense	95.4 (23T)	94.7 (25)
Pass Offense	259.6 (14)	282.8 (7)
Points Per Game	25.6 (11)	24.7 (13)
Total Yards Allowed	2,454	2,186
Total Defense (Rank)	350.6 (12)	364.3 (19)
Rush Defense	105.6 (11)	162.5 (32)
Pass Defense	245.0 (16)	201.8 (4)
Points Allowed/Game	20.0 (6)	25.0 (22)
Possession Avg.	29:14	29:06
Sacks Allowed/Yards Lost	14/1111	11/74
Sacks Made/Yards	15/104	13/89
Passing TD/Int (off.)	10/6	14/4
Passing TD/Int (def.)	10/8	9/6
Total Touchdowns	19	19
Penalties Against/Yards	42/414	43/432
Punts/Avg.	24/43.5	20/47.0
Field Goals Made/Att.	16/17	6/7
Takeaway/Giveaway Ratio	0 (13T)	+3 (10T)

## SERIES BREAKDOWN

Overall Record.....	26-15-2
Home Record.....	14-8-1
Boston.....	2-7-1
Foxborough.....	12-1-0
Road Record.....	12-7-1
Los Angeles.....	2-0-0
San Diego.....	10-7-1
Longest winning streak.....	10 games (12/02/73-10/14/01)
Longest losing streak.....	4 games (11/10/68-11/15/70)
Bill Belichick vs. LA Chargers.....	11-5 (1-2 with Cleveland)

## QUICK HITS

- The Patriots won 10 straight games against the Chargers from Dec. 2, 1973 through Oct. 14, 2001.
- The first championship game in Patriots franchise history was played at San Diego against the Chargers on Jan. 5, 1964, the AFL Championship game. San Diego defeated the Boston Patriots, 51-10.



# PATRIOTS AT LOS ANGELES CHARGERS

**LAST MEETING:  
NEW ENGLAND 45, L.A. CHARGERS 0**

**DECEMBER 6, 2020 • SOFI STADIUM**

	1	2	3	4	SCORE
New England	7	21	7	10	<b>45</b>
L.A. Chargers	0	0	0	0	<b>0</b>

## SCORING SUMMARY

### First Quarter:

NE: C.Newton 1 yd. run (N.Folk kick) (13-75, 7:10)

### Second Quarter

NE: G.Olszewski 70 yd. punt return (N.Folk kick)

NE: C.Newton 2 yd. run (N.Folk kick) (16-54, 5:41)

NE: D.McCourtly 44 yd. return of blocked field Goal (N.Folk kick)

### Third Quarter

NE: N.Harry 5 yd. pass from C.Newton (N.Folk kick) (7-32, 3:38)

### Fourth Quarter

NE: N.Folk 32 yd. Field Goal (4-3, 2:04)

NE: G.Olszewski 38 yd. pass from J.Stidham (N.Folk kick) (4-61, 1:23)

## TEAM STATISTICS

	NE	LAC
First Downs	22	17
Rushes-Yds (Net)	43-165	15-70
Passing Yds (Net)	126	188
Passes Comp-Att-Int	22-14-0	53-26-2
Total Offense Plays-Yds	66-291	71-258
Fumble Returns-Yards	0-0	0-0
Punt Returns-Yards	3-145	0-0
Kickoff Returns-Yards	0-0	6-125
Interception Returns-Yards	2-3	0-0
Punts (Number-Avg)	4-49.3	4-51.5
Fumbles-Lost	2-0	0-0
Penalties-Yards	3-15	5-30
Possession Time	33:41	26:19
Third-Down Conversions	6-14	7-18
Fourth-Down Conversions	1-1	1-5
Red-Zone Scores-Chances	3-5	0-0
Sacks By: Number-Yards	3-21	1-4

### Attendance: 0

**RUSHING:** NE- D.Harris 16-80, C.Newton 14-48-2 TDs, S.Michel 10-35, D.Moncrief 1-4, J.Stidham 2-(-2). LAC - A.Ekeler 8-36, K.Ballage 7-34.

**PASSING:** NE -C.Newton 19-12-69 1 TD/0 INT., J.Stidham 3-2-61 1 TD/0 INT. LAC -J.Herbert 53-26-209 0 TDs/2 INTs.

**RECEIVING:** NE -J.White 3-1, D.Byrd 2-16, J.Meyers 2-15, N.Harry 2-15-1 TD, G.Olszewski 1-38-1 TD, S.Michel 1-23, D.Harris 1-15, R.Izzo 1-6, J.Johnson 1-1. LAC - K.Allen 5-48, M.Williams 4-43, A.Ekeler 4-32, K.Ballage 3-5, J.Guyton 2-38, D.Parham Jr. 2-21, J.Kelley 2-3, K.Hill Jr. 1-7, S. Anderson 1-6, H.Henry 1-5, Ty.Johnson 1-1.







# PATRIOTS AT LOS ANGELES CHARGERS

## CONNECTIONS

### FORMER COLLEGE TEAMMATES

	NE DT Christian Barmore (2018-20)*
	NE RB Damien Harris (2015-18)*
	NE LB Dont'a Hightower (2008-12)*
	NE LB Anfernee Jennings (2015-19)*
	NE RBC Vinnie Sunseri (2011-13)*
	NE QB Mac Jones (2018-20)*
	LAC Secondary Coach Derrick Ansley (2010-11, 16-17)* LAC Isaac Shewmaker (2016-19)*
	NE DLC DeMarcus Covington (2012)
	LAC P Ty Long (2011-14)
	NE Asst. OLC Billy Yates (2016-17)
	LAC G Ryan Hunter (2013-17)
	NE LB Harvey Langi (2014-16)
	NE LB Kyle Van Noy (2010-13)
	LAC CB Michael Davis (2013-16)
	NE QC/QBC Bo Hardegree (2008-10)
	LAC Asst. OLC Shaun Sarrett (2008-11)
	NE OL Isaiah Wynn (2014-17)
	LAC DB Mark Webb Jr. (2017-20)
	NE OL Ted Karras (2011-15)
	NE TE Matt LaCose (2011-14)
	LAC WRC Chris Beatty (2012)
	NE DL Carl Davis (2011-14)
	NE C James Ferentz (2008-12)
	LAC T Bryan Bulaga (2007-09)
	LAC Asst. Secondary Tom Donatell (2009-12)
	NE DB Kyle Dugger (2014-19)
	LAC Asst. STC Mayur Chaudhari (2014-15)
	NE DL Byron Cowart (2015-18)
	NE DB J.C. Jackson (2016-17)
	LAC WRC Chris Beatty (2016-18)
	NE S Joshua Bledsoe (2017-20)
	NE OL Yasir Durant (2017-19)
	NE LB Terez Hall (2015-18)
	LAC RB Larry Rountree III (2017-20)
	NE OC Josh McDaniels (1999)
	LAC DC Renaldo Hill (1998-2000)
	NE WR Jakobi Meyers (2016-18)
	LAC DL Justin Jones (2014-16)
	NE Off. Asst. Tyler Hughes (2013)
	NE LB Raekwon McMillan (2014-16)*
	NE CB Shaun Wade (2017-20)
	LAC OLB Joey Bosa (2013-15)*
	LAC WR KJ Hill Jr. (2015-19)
	LAC C Corey Linsley (2010-13) LAC Off. QC Chandler Whitmer (2019)
	NE LB Ronnie Perkins (2018-20)
	NE RB Rhamondre Stevenson (2019-20)
	LAC LB Kenneth Murray Jr. (2017-19)
	NE FB Jakob Johnson (2014-17)
	LAC TEC Kevin Koger (2015)

### FORMER NFL TEAMMATES

DB Justin Bethel (2018)	Asst. STC Mayur Chaudhari (2018-20)
QB Brian Hoyer (2016) QC/QBC Bo Hardegree (2015)	RB/OLBC Jay Rodgers (2015-20) RB/OLC Frank Smith (2015-17) STC Derius Swinton (2015, 2017) STC John Timu (Player, 2015-17)
Asst. OLC Billy Yates (Player, 2009-10)	Off. Asst. Dan Shamash (2009-10)
OL James Ferentz (2015-16) QC/QBs Bo Hardegree (2014) TE Matt LaCose (2017-19) ILBC Deron Mayo (Player, 2011) OC Josh McDaniels (2009-10)	CB Chris Harris Jr (2011-19) DC Renaldo Hill (Player 2009-10, Coach 2019-20) Dir. Sports Perf. Anthony Lomando (2012-20) DB Trey Marshall (2018-20) RB/OLC Jay Rodgers (2009-14) OL Michael Schofield III (2015-16) HC Brandon Staley (2019) STC Derius Swinton (2013-14)
Sr. Football Advisor Matt Patricia (2018-20) Research & Analysis/Coaching Evan Rothstein (2012-20) LB Kyle Van Noy (2014-16) Asst. OLC Billy Yates (2018-20)	OL Oday Aboushi (2019-20) QB Chase Daniel (2020) OC Joe Lombardi (2014-15) STC Derius Swinton (2018)
QB Brian Hoyer (2015) OL James Ferentz (2014-15)	OL Oday Aboushi (2015-16) DE Christian Covington (2015-18)
DL Henry Anderson (2015-17) DL Lawrence Guy (2012-13)	LS Matt Overton (2012-16) GM Tom Telesco (1998-2012)
DL Lawrence Guy (2012-13)	OT Bryan Bulaga (2010-19)
DB Cody Davis (2018-19)	LS Matt Overton (2017-18)
WR Nelson Agholor (2020) OL Trent Brown (2020) LB Raekwon McMillan (2020)	RB/OLC Frank Smith (2018-20)
DB Cody Davis (2013-17) OC Josh McDaniels (2011)	TE Jared Cook (2013-15) STC Derius Swinton (2009-11)
RB Brandon Bolden (2018) DT Davon Godchaux (2017-20) QC/QBC Bo Hardegree (2016-18) LB Raekwon McMillan (2018-19)	Off. STC Shane Day (2016-18) Off./QBC Renaldo Hill (Player 2006-08, Asst. Coach 2018)
WR Nelson Agholor (2015-19)^ CB Jalen Mills (2016-20)^	QB Chase Daniel (2016)
RBC Vinnie Sunseri (2014-15)	STC Senio Kelemete (2014-17) RB/OLC Frank Smith (2010-14)
QB Brian Hoyer (2012)	Asst. OLC Shaun Sarrett (2012-20)
WR Kendrick Bourne (2017-20) OL Trent Brown (2015-17) QB Brian Hoyer (2017) Receivers Coach Mick Lombardi (2013-16) RBC Vinnie Sunseri (2016)	Off. STC Shane Day (2007-09, 2019-20) STC Derius Swinton (2016) K Tristan Vizcaino (2020) LBC Michael Wilhoite (Player 2011-16)
K Nick Folk (2017)	CB Ryan Smith (2016-20)
TE Jonnu Smith (2017-20) WR Kristian Wilkerson (2020)	LS Matt Overton (2020)

^ Won Super Bowl

\* Won National Championship



# PATRIOTS AT LOS ANGELES CHARGERS

## CONNECTIONS

### FORMER COLLEGE TEAMMATES CONT.

**T** NE Asst. OLC Billy Yates (2013-15)  
LAC DL Breiden Fehoko (2015-16)

Ucla

NE TE Devin Asiasi (2017-19)  
NE WR Matthew Slater (2004-07)  
NE OL Alex Redmond (2013-15)  
LAC Asst. Secondary Tom Donatell (2015-16)  
LAC RB Joshua Kelley (2017-19)  
LAC C/G Scott Quessenberry (2015-16)

WF

NE OL Justin Herron (2015-19)  
LAC G Nate Gilliam (2016-19)

W

NE DB Myles Bryant (2016-19)  
LAC Coaching Fellow John Timu (2019-20)  
LAC K Tristan Vizcaino (2014-17)

W

NE OL Yodny Cajuste (2015-18)  
LAC LB Kyzir White (2015-16)

W

NE RB James White (2010-13)  
LAC WRC Chris Beatty (2013-14)

\* Won National Championship

### PATRIOTS TIES TO CALIFORNIA

WR Nelson Agholor College: USC (2012-14)  
DL Henry Anderson College: Stanford (2011-14)  
TE Devin Asiasi College: UCLA (2017-19)  
Hometown: Shoreview, CA  
P Jake Bailey College: Stanford  
Hometown: Solana Beech, CA  
DB Myles Bryant Hometown: Pasadena, CA  
S&C Coach Moses Cabrera Coaching: Fresno State (2004-09)  
LS Joe Cardona Hometown: El Cajon, CA  
K Nick Folk Hometown: Sherman Oaks, CA  
Special Teams Asst. Joe Houston College: USC (2007-10)  
OL Alex Redmond College: UCLA (2013-15)  
WR Matthew Slater College: UCLA (2004-07)  
Hometown: Anaheim, CA  
RB J.J. Taylor H.S. Hometown: Corona, CA

### CHARGERS TIES TO NEW ENGLAND

QBC Shane Day Coaching: UConn (2012-13)  
DE Joe Gaziano Hometown: Scituate, MA  
High School: Xaverian Brothers High (Westwood, Mass)  
Director of Player Personnel JoJo Wooden Hometown: Hartford, CT  
Off. Quality Control Charlie Whitner College: UConn (QB, 2011-14)

### FORMER CHARGERS

DL Lawrence Guy (2013-14)  
DB Adrian Philips (2014-19)  
TE Hunter Henry (2016-20)

### FORMER PATRIOTS

Charger's Tight End Stephen Anderson spent the 2018 season on the Patriots practice squad. He was signed to the active roster for the 2018 playoffs, but he was inactive for all three postseason games. He was signed by L.A. in September 2019.





# PATRIOTS *WHAT TO LOOK FOR THIS WEEK*

## **IF THE PATRIOTS WIN...**

- Since the start of the 1994 season when Robert Kraft purchased the team, the Patriots have the best regular season road record in the NFL. New England has finished undefeated on the road twice (2007 and 2016).

### **BEST ROAD RECORDS SINCE 1994**

Team	W	L	T	Pct
New England	134	84	0	.615
Pittsburgh	121	96	1	.557

- The Patriots have three completions by wide receivers in 2021. The four pass completions by wide receivers in 2020 are the most in team history.
- The Patriots defeated the Los Angeles Chargers, 45-0, last year on Dec. 6 at SoFi Stadium. The last team to shutout a non-division opponent in consecutive meetings was the Pittsburgh Steelers when they shutout the Seattle Seahawks 21-0 on Oct. 7, 2007 and 24-0 on Sept. 18, 2011.

## **RB DAMIEN HARRIS**

### **WHAT TO LOOK FOR...**

- Damien Harris has gained 100 yards in back-to-back games with 101 yards vs. Dallas (10/17) followed by 106 yards vs. N.Y. Jets (10/24). The last running back to gain 100 yards in three consecutive games was RB Corey Dillon, who had a streak of four straight 100-yard games in 2004.
- The last time the Patriots had 100-yard rushers in three straight games was in 2007 when Laurence Maroney had 103 yards on Sept. 23, followed by 117 yards by Sammy Morris on Oct. 1 at Cincinnati and 102 yards by Morris on Oct. 7 vs. Cleveland.




## **TE HUNTER HENRY**

### **WHAT TO LOOK FOR...**

- Hunter Henry has caught a touchdown pass in four straight games. The Patriots record for most consecutive touchdowns reception is Rob Gronkowski with six games in 2011. The NFL record for most consecutive games with a touchdown reception by a tight end is nine by Antonio Gates (2009-10).

### **MOST CONSECUTIVE GAMES / RECEIVING TOUCHDOWN**

Touchdowns	Player
6	Rob Gronkowski (11/06/11-12/11/11)
5	Rob Gronkowski (12/14/14-9/20/15)
	Rob Gronkowski (10/21/12-12/30/12)
	Rob Gronkowski (12/26/10-9/25/11)
	Randy Moss (10/14/07-11/18/07)
	Daniel Graham (12/27/03-10/10/04)
	Michael Timpson (12/26/93-9/18/94)
	Jimmy Colclough (11/11/62-12/09/62)



## **WR GUNNER OLSZEWSKI**

### **WHAT TO LOOK FOR...**

- Gunner Olszewski, who led the NFL with a team record 17.3-yard punt return average in 2020, is currently third in the NFL with an 11.1-yard punt return average. The last time that a player has averaged 10-plus yards per return with at least 20 returns in consecutive seasons was Darren Sproles (2, 2014-15) and Ted Ginn (6, 2010-15).





# PATRIOTS WHAT TO LOOK FOR THIS WEEK

## QB MAC JONES

### WHAT TO LOOK FOR...

- Mac Jones has completed over 70 percent of his passes in five of his first seven NFL games, the only rookie quarterback to ever do so. The rookie record is nine games by Dak Prescott. The NFL record is 13 games by Drew Brees in 2017.
- Mac Jones has passed for 1,779 yards during the first seven games and is on pace for 4,170 passing yards . He leads all rookie quarterbacks in passing yards (1,472) and completions (174). Only three rookie quarterbacks have ever passed for at least 4,000 yards.
- After seven games, Jones' completion percentage is 70.4. The best completion percentage for a season by a rookie quarterback is Dak Prescott at 67.7 percent in 2016.
- Jones has 174 completions this season and joins Joe Burrow (195 completions in 2020) and Justin Herbert (181 in 2020) as the only rookie quarterbacks with at least 170 completions in their first seven starts.



### MOST PASSING YARDS BY ROOKIE QUARTERBACKS IN 2021

Player	Passing Yards
Mac Jones	1,779
Trevor Lawrence	1,465
Zach Wilson	1,168

### MOST PASSING YDS IN A SEASON BY A ROOKIE QUARTERBACK

Passing Yards...	Player	Team	Year
4,374	Andrew Luck	Indianapolis	2012
4,336	Justin Herbert	L.A. Chargers	2020
4,051	Cam Newton	Carolina	2011

### MOST GAMES COMPLETIONS BY ROOKIE QUARTERBACKS IN 2021

Player	Completions
Mac Jones	174
Trevor Lawrence	129
Davis Mills	111

### HIGHEST COMPLETION PERCENTAGE ROOKIE SEASON

Percentage	Player	Team	Year
67.7	Dak Prescott	Dallas	2016
66.6	Justin Herbert	L.A. Chargers	2020
66.4	Ben Roethlisberger	Pittsburgh	2004


### MOST COMPLETIONS BY A ROOKIE IN THE FIRST 8 GAMES

Player	Completions
Joe Burrow	221
Justin Herbert	201
Andrew Luck	190

## LB MATTHEW JUDON

### WHAT TO LOOK FOR...

- Matthew Judon leads the Patriots with 6½ sacks. His career high is 9½ sacks in 2019 when he played for Baltimore.
- Judon has registered two games with at least two sacks in 2021. The Patriots record for the most two-sack games in a season is six by Andre Tippett in 1984.



## DB J.C. JACKSON

### WHAT TO LOOK FOR...

- J.C. Jackson is tied with Miami's Xavien Howard for the most interceptions since he entered the NFL as a rookie free agent in 2018 with a total of 20 picks.

### MOST INTERCEPTIONS SINCE 2018

Player	Team	Interceptions
J.C. Jackson	New England	20
Xavien Howard	Miami	20
Tyrann Mathieu	HOU/KC	14



# PATRIOTS WHAT TO LOOK FOR THIS WEEK

## WR KENDRICK BOURNE

### WHAT TO LOOK FOR...


- WR Kendrick Bourne completed his first NFL pass attempt for a 25-yard touchdown pass to WR Nelson Agholor in the first quarter of the win against the New York Jets on Oct. 24. The last non-quarterback with a pass completion in consecutive games was WR Jarvis Landry of Cleveland in 2020 when he completed passes on Dec. 6 at Tennessee and Dec. 14 vs. Baltimore.
- Jakobi Meyers threw touchdown passes in Weeks 10 and 17 in 2020, to become the fourth wide receiver with two touchdown passes in a single season in the Super Bowl era, joining Rod Gardner (2003), Antwaan Randle El (2010) and Odell Beckham Jr. (2018). With one more touchdown pass, Bourne can join the list.



## WR JAKOBI MEYERS

### WHAT TO LOOK FOR...

- WR Jakobi Meyers completed two passes for 45 yards in Week 4 against Tampa Bay. He is now 4-of-4 for 88 yards with two touchdowns and a perfect 158.3 passer rating in his career. The Patriots have never had a wide receiver complete more than two passes in a single season. Julian Edelman completed two passes in 2018, 2019 and 2020, and Harold Jackson completed two passes in 1980. In addition to the Tampa Bay game, Meyers completed two passes, both for touchdowns, in 2020.
- The most passes thrown by a non quarterback in a single season for the Patriots were by RB Andy Johnson, who was 7-of-9 for 194 yards with four touchdowns in 1981 and RB Dick Christy, who was 6-of-11 for 94 yards with two touchdowns in 1960.



## DB DEVIN MCCOURTY

### WHAT TO LOOK FOR...

- Devin McCourty has 29 career regular season interceptions, tied for third all-time in team history, behind Ty Law and Raymond Clayborn, with 36 interceptions. He needs one more interception to become the third Patriots player with 30 career interceptions.
- McCourty has 35 career takeaways in the regular season and is tied with Mike Haynes for fifth all-time in team history. He needs one more takeaway to tie Roland James at 36 for fourth in team history.



### PATRIOTS ALL-TIME INTERCEPTION LIST

Player	Interceptions
Ty Law	36
Raymond Clayborn	36
<b>Devin McCourty</b>	<b>29</b>
Ron Hall	29
Fred Marion	29
Roland James	29

### MOST TAKEAWAYS IN PATRIOTS HISTORY

Player	Total Takeaways
Raymond Clayborn	44 (36 INT, 8 opp rec)
Fred Marion	42 (29 INT, 13 opp rec)
Ty Law	40 (36 INT, 4 opp rec)
Roland James	36 (29 INT, 7 opp rec)
<b>Devin McCourty</b>	<b>35 (29 INT, 6 opp rec)</b>
Mike Haynes	35 (28 INT, 7 opp rec)

### PATRIOTS ALL-TIME INTERCEPTION YARDAGE LEADERS

Player	Seasons	Interception Yards
Ty Law	1995-2004	583
Raymond Clayborn	1977-89	555
<b>Devin McCourty</b>	<b>2010-present</b>	<b>515</b>
Ron Hall	1961-67	476
Fred Marion	1982-91	457



# LAST GAME PATRIOTS VS. JETS

**PATRIOTS 54, JETS 13**

**OCTOBER 24, 2021 • GILLETTE STADIUM**

	1	2	3	4	Final
New York Jets	0	7	6	0	13
New England Patriots	14	17	3	20	54

## HIGHLIGHTS

- Patriots earn 12th straight win over Jets and earn series sweep for 6TH straight year.
- Patriots score 50 points for 14th time in team history.
- Patriots score 30 points in the first half for 12th time in team history; 10th under Bill Belichick and first since a 30-point first half at New Orleans on Sept. 17, 2017.
- Tie a team record with four rushing touchdowns.
- K Nick Folk connects on 300th career field goal.
- TE Hunter Henry has a TD reception in fourth straight game.
- WR Kendrick Bourne completes first NFL pass for a 25-yard TD to WR Nelson Agholor.
- DB Myles Bryant registers first NFL sack.
- J.C. Jackson picks off Jets for fourth straight game.

## TEAM NOTES

### PATRIOTS EARN A SEASON SWEEP OVER THE JETS

The Patriots earned their sixth straight series sweep over the New York Jets, their 22nd series sweep overall, their 13th under Bill Belichick and their 15th under Robert Kraft.

### PATRIOTS EXTEND WIN STREAK TO 12 OVER JETS

The Patriots extended their streak to 12 straight wins over the New York Jets, the second-longest winning streak in team history.

### PATRIOTS LONGEST WINNING STREAKS

Win Streak	Opponent	Date Begun	Date Ended
15	Buffalo Bills	12/27/03	12/26/10
<b>12</b>	<b>New York Jets</b>	<b>11/27/16</b>	<b>current</b>
11	Buffalo Bills	01/02/83	12/20/87
10	San Diego Chargers	12/02/73	10/14/01

### LONGEST CURRENT NFL WINNING STREAKS

Team	Opponent	Win Streak
New England Patriots	New York Jets	12
Philadelphia Eagles	New York Jets	11
Kansas City Chiefs	Denver Broncos	11

### PATRIOTS SCORE 50

The Patriots finished with 54 points, the 14th time in team history that the team has scored at least 50 points. It is the 9th time scoring at least 50 points under Bill Belichick and the first since a 51-17 win vs Jacksonville on Sept. 27, 2015. The 54 points are the 7th most points scored in team history.

### PATRIOTS SCORE 50 AGAINST THE JETS FOR THE THIRD TIME IN TEAM HISTORY

The 50-point output marks the third 50-point game the Patriots have produced against the Jets. The Patriots scored a 56-3 win vs. the Jets on Sept. 9, 1979 and a 55-21 victory vs. the Jets on Oct. 29, 1978.

### SUNDAY DRIVES

The Patriots scored on 9-of-10 offensive drives (not including the final drive when they ran out the clock), including their first six offensive drives.

### PATRIOTS EXPLODE FOR 31 POINTS IN THE FIRST HALF

The Patriots scored 31 points in the first half against the Jets. It is the 12th time in team history that they have had a 30-point first half, the 10th time under Bill Belichick and the first since a 30-13 halftime lead in a 36-20 win at New Orleans on Sept. 17, 2017.

### PATRIOTS TIE TEAM RECORD WITH FOUR RUSHING TDS

The Patriots tied a team record with four rushing touchdowns. The Patriots have had four rushing touchdowns in a game 10 times overall. They have accomplished the mark four times against the Jets – Sept. 8, 1963, Oct. 18, 1976, Oct. 29, 1978 and today.

### PATRIOTS OFFENSE PRODUCES 32 FIRST DOWNS

The Patriots offense produced 32 first downs, the 12th time in team history that they have had at least 32 first downs. It is the most since tying a team record with 35 first downs in the win vs. Jacksonville on Sept. 27, 2015.

### PATRIOTS OFFENSE GAINS 551 TOTAL YARDS

The Patriots offense generated 551 total yards, the 7th highest total in team history and the most since 555 total yards at New Orleans on Sept. 17, 2017.

### DIVISION RECORD

The New England Patriots own a 96-29 (.768) record in regular season AFC East games since the beginning of the 2001 season, compiling the best intra-division record of any team in the NFL.

### PATRIOTS EXTEND NFL RECORD TO 93 STRAIGHT GAMES SCORING IN FIRST HALF

The Patriots have gone 93 straight games (regular season and postseason) scoring in the first half, to extend an NFL record, following WR Kendrick Bourne's 25-yard touchdown pass to WR Nelson Agholor in the first quarter. The Patriots also own the second-longest streak at 82 games with a first half score (2006-11). The last time the Patriots failed to score in the first half was a 16-0 loss at home against Buffalo on Oct. 2, 2016.

### PATRIOTS RECEIVERS HAVE NOW COMPLETED THREE PASSES IN 2020

Kendrick Bourne's 25-yard touchdown pass to Nelson Agholor was the third pass completion by a Patriots wide receiver in 2021. Jakobi Meyers completed two passes vs. Tampa Bay on Oct. 3. The 2020 Patriots had four completions by wide receivers. The most passes completed by a New England team by non-quarterbacks was seven in 1981.

## INDIVIDUAL NOTES

### NICK FOLK CONNECTS ON HIS 300TH CAREER FIELD GOAL

Nick Folk became the 35th NFL player to reach 300 career field goals following his 39-yard field goal in the second quarter. He became the fifth active kicker to reach 300 career field goals, joining Robbie Gould (403), Mason Crosby (357), Matt Prater (333) and Justin Tucker (305).

### FOLK MAKES THIRD 50-YARD FIELD GOAL OF THE 2021 SEASON

Folk connected on a 50-yard field goal in the third quarter. He made two 52-yard field goals at Houston on Oct. 10 and now has three 50-yard field goals for the season. Stephen Gostkowski (5 in 2013), (4 in 2017) and (4 in 2015) is the only New England player with more than two 50-yard field goals in a single season.



# LAST GAME PATRIOTS VS. JETS

## HUNTER HENRY HAS A TOUCHDOWN IN FOURTH STRAIGHT GAME

TE Hunter Henry caught a 1-yard touchdown pass from QB Mac Jones late in the second quarter and has now caught a touchdown pass in four straight games. He had a three-game stretch with touchdowns as a rookie in 2016 with the Chargers. The last New England tight end to register a stretch of four straight games with a touchdown reception was Rob Gronkowski in 2013. The Patriots record for most consecutive touchdowns by a tight end is Gronkowski with six games in 2011. The NFL record for most consecutive touchdowns receptions by a tight end is nine by Antonio Gates (2009-10).

## WR KENDRICK BOURNE COMPLETES FIRST NFL PASS FOR A TOUCHDOWN

WR Kendrick Bourne completed his first NFL pass attempt for a 25-yard touchdown pass to WR Nelson Agholor in the first quarter, giving him a perfect passer rating of 158.3.

## DB MYLES BRYANT REGISTERS FIRST NFL SACK; FORCED FIRST FUMBLE

DB Myles Bryant sacked Jets QB Zach Wilson for an 8-yard on a third-down play to force a punt on the Jets first offensive drive. He was the first career sack for Bryant. He forced a fumble on a tackle of Jets RB Michael Carter in the fourth quarter that was recovered by LB Josh Uche.

## RB DAMIEN HARRIS HAS BACK-TO-BACK 100-YARD RUSHING GAMES

RB Damien Harris went over 100 yards rushing for the second straight week after finishing with 106 rushing yards on 14 carries for a 7.6-yard average. He is the first Patriots player with back-to-back games with 100 yards rushing since RB LeGarrett Blount had back-to-back 100-yard games in 2016 with 123 yards vs. Miami on Sept. 18 followed by a 105-yard effort vs. Houston on Sept. 22. It is his third 100-yard game of the 2021 season.

## HARRIS HAS FIRST TWO-TOUCHDOWN GAME

Harris had his first career two-touchdown game after scoring on a 1-yard run in the first quarter and a 3-yard run in the fourth quarter.

## HARRIS SETS FIRST HALF RUSHING HIGH

Harris set a personal best with 83 yards rushing on 8 carries in the first half. His previous first half-high was 79 yards on 11 carries in the 2021 season-opener vs. Miami (9/12).

## HARRIS HAS 32-YARD RUN IN FIRST QUARTER

Harris had his third career run of 30 or more yards in the first quarter when he had a 32-yard run. He had a career-high 41-yard run on Oct. 5, 2020 at Kansas City and a 35-yard run vs. Miami on Sept 12, 2021.

## BOLDEN SCORES FIRST TOUCHDOWN OF THE SEASON

RB Brandon Bolden scored his first touchdown of the 2021 season when he caught a 15-yard pass from QB Mac Jones in the second quarter. Bolden finished with 6 receptions for 79 yards. The 6 receptions tied a career-high mark and the 79 receiving yards are second to the 84 he had at Denver on Nov. 29, 2015.

## DL DANIEL EKUALE REGISTERS FIRST SACK WITH THE PATRIOTS; SECOND SACK OVERALL

DL Daniel Ekuale was elevated to the active roster and saw action in his first game with New England. He recorded his first sack with the Patriots and second sack overall in the NFL when he sacked QB Mike White for an 8-yard loss in the second quarter. He had his first sack at Minnesota on Dec. 6, 2020 while with the Jaguars.

## DUGGER HAS A PICK IN SECOND STRAIGHT GAME

DB Kyle Dugger recorded an interception for the second straight game when he intercepted a Mike White pass in the third quarter. He had his first career pick a week earlier against Dallas.

## J.J. TAYLOR GETS IN THE END ZONE TWO TIMES

RB J.J. Taylor scored his first two NFL touchdowns in the fourth quarter on a pair of 1-yard touchdown runs.

## MAC JONES HAS FIRST 300-YARD GAME

QB Mac Jones had his first 300-yard passing game after finishing 24-of-36 for 307 yards with two touchdowns.

## JACKSON PICKS OFF JETS FOR FOURTH STRAIGHT GAME

DB J.C. Jackson recorded an interception against the Jets for the fourth straight game with his third quarter pick. He is the first NFL player to record an interception against an opponent in four straight games since Baltimore's S Eric Weddle had four straight against Cleveland (2016-17).

## FB JAKOB JOHNSON HAS FIRST RECEPTIONS OF THE SEASON

FB Jakob Johnson caught his first pass of the 2021 season on a 3-yard pass from Mac Jones in the second quarter. He caught a career-long 29-yard pass from Brian Hoyer in the fourth quarter. His previous long was a 12-yard pass vs. Baltimore on Nov. 15, 2020.

## LINEUP NOTES

- **OL Shaq Mason** returned to the starting lineup at right guard after missing the last two games due to injury.
- **OL Mike Onwenu** made his first start of the 2021 season at right tackle. He started the first four games of the year at left guard and played for the first time at right tackle last week against Dallas when he rotated in. He started at right tackle in 10 games as a rookie in 2020.
- **OL Isaiah Wynn** returned to the starting lineup at left tackle. He returned to action last week against Dallas after missing the game at Houston but did not start.
- **OL Ted Karras** made his first NFL start at left guard. He started two games at right guard in 2021. He has started 33 games at center and five games at right guard during his career. Karras played at left guard for the first time in a regular season vs. Tampa Bay on Oct. 3. Karras moved to right guard late in the game when Shaq Mason went out with an injury and James Ferentz was sent into the game at left guard.
- **DL Christian Barmore** made his first NFL start.
- **DL Carl Davis** made his first start of the 2021 season and his second start overall with the Patriots. He started for the Patriots for the first time vs. Baltimore on Nov. 15, 2020.
- **LB Harvey Langi** made first start as a member of the Patriots. It was his 10th overall NFL start.
- **DL Daniel Ekuale** played in his first game as a member of the Patriots as a reserve on defense after being activated from the practice and recorded his first sack of the season.
- **QB Brian Hoyer** saw his first action of the season and completed 3-of-4 passes for 79 yards.



# PATRIOTS PROJECTED CONTRIBUTORS: OFFENSE

**QB 10**



**MAC JONES | 6-3 | 214 | ALABAMA**

- Was the Patriots first-round draft pick in the 2021 NFL Draft out of Alabama.
- Tied with Burrow for the most completions in his first five NFL games with 135.
- Has completed over 70 percent of his passes in five of his seven NFL games.
- Selected as one of four Heisman Trophy finalists.

**JAKOBI MEYERS | 6-2 | 200**

**WR 16**



- Signed by New England as an undrafted free agent out North Carolina State University in 2019.
- Led the team in receptions (59) and receiving yards (729) last season.
- Played quarterback in high school and threw two touchdown passes in 2020.

**RB 37**



**DAMIEN HARRIS | 5-11 | 213 | ALABAMA**

- Third-round draft pick out of Alabama in 2019.
- Averaged 6.4 yards per carry on 477 carries in college to set the Alabama all-time career mark (minimum 400 rushes).
- After only seeing action in two games in 2019, Harris played 10 games in 2020 and led the team in rushing with 691 yards with a 5.04-yard average.

**NELSON AGHOLOR | 6-0 | 198**

**WR 15**



- Born in Lagos, Nigeria; one of only nine active Nigerian-born players in the NFL.
- Spent four seasons in Philadelphia after being selected by the Eagles in the first round of the 2015 NFL Draft and one season with Las Vegas in 2020.
- Recorded nine receptions for 84 yards for the Eagles in Philadelphia's Super Bowl LII victory over New England.
- Emerged in 2020 with a career-high 876 receiving yards and 8 touchdowns on 67.5% of the offensive snaps for the Las Vegas Raiders.

**RB 25**



**BRANDON BOLDEN | 5-11 | 220 | OLE MISS**

- Originally made the Patriots as a rookie free agent in 2012
- Played with the Patriots through 2017, then joined Miami in 2018 before returning to the Patriots.
- Changed his jersey from #38 to #25 to honor his grandfather Frank Pitts, who played in the NFL for 10 seasons with the Chiefs, Browns and Raiders.

**T 76**



**ISAIAH WYNN | 6-2 | 310 | GEORGIA**

- Drafted 23rd overall in 2018, but missed his rookie season after he was placed on IR.
- Started in all 11 games he played in last season before being placed on IR prior to Week 12.

**G 71**



**MIKE ONWENU | 6-3 | 350 | MICHIGAN**

- Selected in the sixth round of the 2020 NFL Draft and started all 16 games.
- Earned a spot on the PFWA All-Rookie Team and Pro Football Focus ranked him as the eighth-best tackle in the NFL.
- Appeared as a right tackle (10 games), right guard (3 games), left guard (1 game) and tackle-eligible (3 games) in 2020.

**GUNNER OLSZEWSKI | 6-0 | 190**

**WR 80**



- Played four years at Bemidji State University as a defensive back before switching to wide receiver in hopes of an NFL tryout.
- Signed by the Patriots in 2019 as a rookie free agent.
- Selected to AP First-Team All-Pro for Special Teams in 2020 after averaging 17.3 yards per punt return with a touchdown.

**C 60**



**DAVID ANDREWS | 6-3 | 300 | GEORGIA**

- Signed as a rookie free agent in 2015 and has played in 79 games over seven seasons at center.
- Two-time Super Bowl winner with the Patriots.
- Has been named team captain the last five seasons (2017-21).
- Was named to the Patriots All-Decade 2010's team at center.

**G 69**



**SHAQ MASON | 6-1 | 310 | GEORGIA TECH**

- Drafted in fourth round of the 2015 draft, 131st overall out of Georgia Tech.
- Started at right guard in three consecutive Super Bowls (LI, LII, LIII).
- Was named to the Patriots All-Decade 2010's team at guard.

**T 75**



**JUSTIN HERRON | 6-5 | 305 | WAKE FOREST**

- Played in 12 games with six starts as a rookie - four at left tackle, one at right tackle and one as a tackle-eligible tight end in 2020.
- Has two starts at right tackle and two at left tackle in 2021.
- Joined New England as a sixth-round pick in 2020.

**TE 85**



**HUNTER HENRY | 6-5 | 250 | ARKANSAS**

- After spending the first five years of his career in Los Angeles with the Chargers, Henry signed with the Patriots in the offseason as an unrestricted free agent.
- Coach Belichick has been following Henry's career since the tight end was in high school at Pulaski Academy in Little Rock, Ark., from 2009 to 2013. Belichick has a relationship with Henry's former high school coach, Kevin Kelley.
- Henry wears No. 85 this season, which is a tribute to his former teammate and legendary tight end, Antonio Gates.

**TE 81**



**JONNU SMITH | 6-3 | 248 | FLORIDA INT.**

- 100th pick in the 2017 NFL Draft by the Tennessee Titans out of Florida International.
- Coming off his best NFL season with 41 receptions for 448 yards and eight touchdowns.





# PATRIOTS PROJECTED CONTRIBUTORS: DEFENSE

**DL 91**



**DEATRICH WISE JR. | 6-5 | 275 | ARKANSAS**

- Selected in the fourth round of the 2017 NFL Draft by the Patriots and re-signed with New England this offseason.
- Became the first Patriot since Chandler Jones to record a sack in his first two NFL games as a rookie in 2017.
- Has two brothers who play football, Daniel (DT, Washington Football Team - practice squad) and Solomon (DB, Alcorn State).

**DL 93**



**LAWRENCE GUY | 6-4 | 315 | ARIZONA STATE**

- Ten-year NFL veteran with stints with the Packers, Colts, Chargers and Ravens.
- Three-time honorable mention All-Pac-10 selection at Arizona State.
- Was named to the Patriots All-Decade team for the 2010's.

**DL 92**



**DAVON GODCHAUX | 6-3 | 311 | LSU**

- Fifth-round pick by the Dolphins out of LSU.
- Calls former Patriots nose tackle Vince Wilfork a "mentor" after training with him this offseason in South Florida.
- His hometown of Plaquemine, Louisiana honored him in 2017 by making May 9th "Davon Godchaux Day"

**LB 9**



**MATTHEW JUDON | 6-23 | 261 | GRAND VALLEY STATE**

- Drafted by the Ravens in the fifth round of the 2016 NFL Draft out of Grand Valley State.
- Selected to the Pro Bowl each of the last two seasons.
- Signed with the Patriots this offseason as an unrestricted free agent.
- Chose number 9 in New England to represent his nine siblings.

**LB 53**



**KYLE VAN NOY | 6-3 | 250 | BRIGHAM YOUNG**

- Returned to New England this offseason after spending 2020 playing for the Miami Dolphins.
- Served as captain and tallied six sacks last season.
- Won two Super Bowls with New England in 2016 and 2018.

**LB 54**



**DONT'A HIGHTOWER | 6-3 | 260 | ALABAMA**

- Returns to the Patriots this year after opting out of the 2020 season.
- Nicknamed "Mr. February" for making significant plays in the Patriots' last three Super Bowl victories.
- Played four different positions in high school: tight end, running back, defensive end and linebacker.

**S 32**



**DEVIN MCCOURTY | 5-10 | 195 | RUTGERS**

- Named captain every year since 2011, his second season in the NFL.
- Was named to the Patriots 2010's All-Decade team as a safety.
- Has started every game he has played in since entering the NFL.
- Led the team in snaps last season (1051).

**DB 21**



**ADRIAN PHILLIPS | 5-11 | 210 | TEXAS**

- Led the team in tackles last year (107), his first season with the Patriots.
- An extremely versatile defensive player, Phillips made the Pro Bowl as a special teamer in 2018 with the Chargers.
- Phillips' wife, Camille, is a pediatrician, joining Shahrzad Slater, wife of Matthew Slater, and Michelle Powell, wife of Devin McCourty, as other Patriots wives in the medical field.

**DB 27**



**J.C. JACKSON | 6-1 | 198 | MARYLAND**

- Signed as a rookie free agent in March of 2018 out of Maryland.
- Led the team in interceptions last season with nine, trailing on Miami's Xavier Howard (10) for most in the NFL.
- Jackson is tied for first the NFL with 20 interceptions since entering the NFL in 2018.

**DB 23**



**KYLE DUGGER | 6-2 | 220 | LENOIR-RHYNE**

- Drafted by New England in the second round of the 2020 NFL Draft out of LeNoir-Rhyne.
- Awarded the 2020 Cliff Harris Award, which is given to the best defensive player in NCAA Division II football.
- Was the highest drafted defensive back from a Division II school since S Danieal Manning was drafted by Chicago in 2006 in the second round out of Abilene Christian.



---

# INDIVIDUAL AND TEAM NOTES

---



# ROBERT KRAFT CHAIRMAN & CEO

# 6 10

SUPER BOWL  
WINS

CONFERENCE  
TITLES

THE MOST BY ANY SINGLE OWNER IN  
PRO FOOTBALL HISTORY

**FASTEST OWNER IN NFL  
HISTORY TO REACH  
300 WINS**

**23-YEAR  
SEASON TICKET HOLDER  
BEFORE BUYING THE TEAM IN 1994**



Under Kraft's leadership since he purchased the team in 1994, the Patriots have experienced one of the most dramatic turnarounds in the history of sports.

Kraft has led the two most dominant decades in NFL history in terms of overall wins – 141 (2010-19) and 126 (2000-09).

Kraft is the most successful owner since he purchased the team in 1994 in terms of wins (334), division titles (19), winning percentage (.686), playoff wins (33) and playoff seasons (21).



Since Robert Kraft purchased the team in 1994, the Patriots have experienced one of the most dramatic turnarounds in the history of sports. In his 27 seasons of ownership, he has transformed one of the league's least successful clubs into what many observers view as a model NFL franchise. In the five seasons immediately preceding his purchase (1989-93), the Patriots were a moribund team, winning just 19 of 80 games (.238 pct.), the worst record in the NFL over that span. When he bought the franchise on Jan. 21, 1994, Kraft announced his intention to bring a championship to New England, a tall order considering the team's previous success rate. But under Kraft's leadership, the Patriots have won more division titles (19), conference crowns (10) and Super Bowl championships (6) than any other NFL team. Additionally, the Patriots have achieved the most winning seasons (23) and are tied with Pittsburgh for the fewest losing seasons (3) since Kraft assumed ownership beginning in 1994. Super Bowl LIII was the 10th Super Bowl appearance since Kraft purchased the team, a period during which no other team has appeared in more than four Super Bowls. In Kraft's 27 seasons, the Patriots have qualified for the playoffs 21 times, more than doubling the franchise's accomplishments during its first 34 seasons, and finished with a winning record 23 times.



## SINCE ROBERT KRAFT PURCHASED THE TEAM IN 1994

### TOTAL VICTORIES SINCE 1994 (REGULAR SEASON)

New England Patriots.....	301
Green Bay Packers .....	281
Pittsburgh Steelers.....	277

### TOTAL VICTORIES SINCE 1994 (INCL. POSTSEASON)

New England Patriots.....	334
Green Bay Packers .....	303
Pittsburgh Steelers.....	297
Indianapolis Colts.....	271

### MOST HOME VICTORIES SINCE 1994 (INCL. POSTSEASON)

New England Patriots.....	190
Green Bay Packers .....	179
Pittsburgh Steelers.....	169
Denver Broncos .....	154

### WINNING PERCENTAGE SINCE 1994 (INCL. POSTSEASON)

TEAM	W	L	T	Pct.
New England Patriots	334	153	0	.686
Green Bay Packers	303	174	2	.635
Pittsburgh Steelers	297	174	2	.630
Indianapolis Colts	271	200	0	.575

### PLAYOFF WINNING PERCENTAGE SINCE 1994

TEAM	W	L	T	Pct.
New England Patriots	33	15	0	.688
Denver Broncos	14	9	0	.609
Tampa Bay Buccaneers	9	6	0	.600
Baltimore Ravens	16	11	0	.593
New York Giants	10	7	0	.588

### SUPER BOWL CHAMPIONSHIPS SINCE 1994

New England Patriots.....	6
Denver Broncos.....	3
Baltimore Ravens .....	2
Green Bay Packers .....	2
Pittsburgh Steelers.....	2
N.Y. Giants.....	2
Tampa Bay Buccaneers .....	2

### CONFERENCE CHAMPIONSHIPS SINCE 1994

New England Patriots.....	10
Pittsburgh Steelers.....	4
Denver Broncos.....	4
Los Angeles Rams.....	3
Green Bay Packers .....	3
N.Y. Giants.....	3
San Francisco 49ers.....	3
Seattle Seahawks.....	3

### DIVISION CHAMPIONSHIPS SINCE 1994

New England Patriots.....	19
Green Bay Packers .....	14
Pittsburgh Steelers.....	14
Indianapolis Colts.....	10

### PLAYOFF VICTORIES SINCE 1994

New England Patriots.....	33
Green Bay Packers .....	22
Pittsburgh Steelers.....	20
Baltimore Ravens .....	16

### PLAYOFF VICTORIES ALL TIME

Rooney Family, Pittsburgh (1933-present).....	36
Green Bay Packers (1919-present).....	36
Robert Kraft, New England Patriots (1994-present).....	33

### PLAYOFF GAMES PLAYED SINCE 1994

New England Patriots.....	48
Green Bay Packers .....	39
Pittsburgh Steelers.....	35
Indianapolis Colts.....	32

### PLAYOFF SEASONS SINCE 1994

New England Patriots.....	21
Green Bay Packers .....	20
Indianapolis Colts.....	18
Pittsburgh Steelers.....	17

## DYNASTY VS. DYNASTY

Of all the great teams throughout the Super Bowl era, the New England Patriots and the San Francisco 49ers have set a standard of extended excellence above all of the others.

### 49ERS (1981-98)

5.....	Super Bowl Appearances .....	9
5.....	Super Bowl Titles.....	6
10 in 18 years.....	Conference Title Games .....	13 in 19 years
22-11 (.667).....	Playoff Record .....	30-11 (.732)
13.....	Division Titles .....	17
16.....	Playoff Seasons .....	17
207-72-1 (.741).....	Regular Season Record .....	232-72 (.763)
108.....	Pro Bowl Selections .....	94
21 in 18 years.....	Home Playoff Games .....	24 in 19 years
13 in 18 years.....	First-Round Byes .....	13 in 19 years
4 in 18 years.....	Playoff One-and-Dones .....	3 in 19 years
122 (1990-99).....	Most Wins in a Decade.....	141 (2010-19)

### PATRIOTS (2001-2019)

	Pre-Kraft 1960-93	Pre-Kraft 1989-93	Kraft Era 1994-21
Overall Record	225-276-9	19-61	334-153
Winning Pct.	.450	.238	.686
Super Bowl Titles	0	0	6
Conference Titles	1	0	10
Division Titles	3	0	19
Playoff Seasons	6	0	21
Playoff Record	4-6	--	33-15
Home Playoff Games	1	0	27
Home Playoff Record	0-1	--	23-4

## WHAT TO LOOK FOR IN 2021

Robert Kraft has 33 career postseason wins as an owner, third most in NFL history behind the Rooney Family in Pittsburgh (36) and the Green Bay Packers (36). Kraft needs three postseason wins in 2021 to match the Rooney family and the Green Bay Packers for the most postseason wins in NFL history.





# ROBERT KRAFT CHAIRMAN & CEO

## TEN CONFERENCE TITLES

The 2018 AFC Championship marked the 10th conference championship for Robert Kraft as Patriots owner. His 10 conference crowns are more than any other owner in the Super Bowl Era (since 1966).

### MOST CONFERENCE CHAMPIONSHIPS BY AN OWNER IN SUPER BOWL ERA

Owner	TEAM	#	SEASONS	SUPER BOWL APPEARANCES
Robert Kraft	New England	10	1996, 2001, 2003, 2004, 2007 2011, 2014, 2016, 2017, 2018	XXXI, XXXVI, XXXVIII, XXXIX, XLII, XLVI, XLIX, LI, LII, LIII
Pat Bowlen	Denver	7	1986, 1987, 1989, 1997, 1998, 2013, 2015	XXI, XXII, XXIV, XXXII, XXXIII, XLVIII, 50
Jack Kent Cooke	Washington	5	1972, 1982, 1983, 1987, 1991	VII, XVII, XVIII, XXII, XXVI
Al Davis	Oakland/L.A. Raiders	5	1967, 1976, 1980, 1983, 2002	II, XI, XV, XVIII, XXXVII
Eddie DeBartolo	San Francisco	5	1981, 1984, 1988, 1989, 1994	XVI, XIX, XXIII, XXIV, XXIX
Clint Murchison	Dallas	5	1970, 1971, 1975, 1977, 1978	V, VI, X, XII, XIII
Packers Stockholders	Green Bay	5	1966, 1967, 1996, 1997, 2010	I, II, XXXI, XXXII, XLV
Joe Robbie	Miami	5	1971, 1972, 1973, 1982, 1984	VI, VII, VIII, XVII, XIX

### A WINNING TRADITION I

Robert Kraft won his 300th game overall as owner of the New England Patriots against Miami on Sept. 30, 2018. Kraft reached the milestone in his 25th NFL season and in his 432nd game, the fastest an owner has reached the milestone. Al Davis of the Raiders accomplished the feat in 495 games (31 seasons) while Pat Bowlen of Denver reached 300 career wins in 501 games (30 seasons).

### A WINNING TRADITION II

Kraft's winning percentage with the Patriots (.686) since taking over the team in 1994 is the highest among all owners/ownership groups with at least 200 wins (regular and postseason) with one team. He is one of just four owners with at least 200 wins and a winning percentage over .600.

Owner	Team	Years	Winning Pct.
Robert Kraft	Patriots	1994-present	.686
Eddie DeBartolo, Jr.	49ers	1977-1999	.636
Clint Murchison, Jr.	Cowboys	1960-1983	.634
Joe Robbie	Dolphins	1966-1989	.609
Pat Bowlen	Broncos	1984-2018	.596

### ALL-TIME POSTSEASON WINS

Robert Kraft has 33 career postseason wins, which are the third-most in NFL history.

OWNERSHIP	YEARS	WINS
The Rooney Family, Pittsburgh (1933-present)	88	36
Green Bay Packers (1919-present)	102	36
<b>Robert Kraft, New England (1994-present)</b>	<b>27</b>	<b>33</b>
The Mara Family, N.Y. Giants (1925-present)	96	24
Eddie DeBartolo, Jr., San Francisco (1977-1999)	23	22
Al Davis, Oakland/Los Angeles (1972-2011)	40	21
Pat Bowlen, Denver (1984-2018)	35	21

### KRAFT PASSES OTHER OWNERS

The Patriots have 334 wins overall under Robert Kraft. He has produced more victories than every other Patriots owner combined. Under Kraft, the Patriots are 334-153 overall since he purchased the team in 1994. Kraft's predecessors in the owner's office went 225-276-9 in the 34 years prior to his purchase of the team.

### CONTINUITY BREEDS SUCCESS

New England is the first team in NFL history to win six Super Bowls with the same owner (Robert Kraft), head coach (Bill Belichick) and quarterback (Tom Brady).

### PATRIOTS IN THE PLAYOFFS

The Patriots have qualified for the playoffs 27 times in their 61-year history. Twenty-one of those playoff berths have come in the 27 seasons since Robert Kraft purchased the team in 1994, a dramatic contrast to the six total playoff berths the team earned in its first 34 years of existence. The Patriots have won 22 division crowns, including 17 in the last 20 seasons and 19 of which have come since Robert Kraft's purchase in 1994.

### PATRIOTS PLAYOFF SEASONS (27)

Year	How Qualified	Seed	Rec.	Result
2019	Division Champions	3	0-1	Wild Card Round
2018	Division Champions	2	3-0	Super Bowl Champions
2017	Division Champions	1	2-1	AFC Champions
2016	Division Champions	1	3-0	Super Bowl Champions
2015	Division Champions	2	1-1	AFC Championship Game
2014	Division Champions	1	3-0	Super Bowl Champions
2013	Division Champions	2	1-1	AFC Championship Game
2012	Division Champions	2	1-1	AFC Championship Game
2011	Division Champions	1	2-1	AFC Champions
2010	Division Champions	1	0-1	AFC Divisional Round
2009	Division Champions	3	0-1	Wild Card Round
2007	Division Champions	1	2-1	AFC Champions
2006	Division Champions	4	2-1	AFC Championship Game
2005	Division Champions	4	1-1	AFC Divisional Round
2004	Division Champions	2	3-0	Super Bowl Champions
2003	Division Champions	1	3-0	Super Bowl Champions
2001	Division Champions	2	3-0	Super Bowl Champions
1998	Wild Card	6	0-1	Wild Card Round
1997	Division Champions	3	1-1	AFC Divisional Round
1996	Division Champions	2	2-1	AFC Champions
1994	Wild Card	5	0-1	Wild Card Round
1986	Division Champions	3	0-1	AFC Divisional Round
1985	Wild Card	5	3-1	AFC Champions
1982*	16-Team Format	7	0-1	First Round
1978	Division Champions	2	0-1	AFC Divisional Round
1976	Wild Card	4	0-1	AFC Divisional Round
1963	Division Champions	--	1-1	AFL Championship Game

\*Strike Year | Bold indicates Kraft era

37-21 Record

### A MODEL OF CONSISTENCY

Since Kraft took ownership of the team in 1994, the Patriots have had just three head coaches - Bill Parcells (1994-96), Pete Carroll (1997-99) and current head coach Bill Belichick (2000-present). The only team with fewer head coaches since 1994 is the Pittsburgh Steelers, who have had two: Bill Cowher (1992-2006) and Mike Tomlin (2007-present).

### FEWEST HEAD COACHES SINCE 1994

Pittsburgh.....	2
<b>New England.....</b>	<b>3</b>
Baltimore Ravens*.....	3
NFL average.....	7.4

### AFC EAST HEAD COACHES SINCE 1994

<b>New England.....</b>	<b>3</b>
N.Y. Jets.....	10
Buffalo.....	10
Miami.....	12

\*Since 1996



# PATRIOTS POINTS OF INTEREST IN 2021

## PATRIOTS

- The New England Patriots are tied with the Pittsburgh Steelers for the most Super Bowl wins in the NFL with six.
- The Patriots have played in 11 Super Bowls, the most by any team in NFL history. Dallas, Denver and Pittsburgh have played in eight.
- The Patriots are third in NFL history with 15 Conference Championship Game appearances, one behind the 16 by Pittsburgh and San Francisco.
- The New England Patriots have 37 postseason victories, the most in NFL history. Pittsburgh is second with 36 playoff wins all-time.
- The New England Patriots earned seven No. 1 seeds, behind Denver (8) and San Francisco (9) since playoff seeding began in 1975.
- The Patriots earned a first-round playoff bye an NFL-best 14 times since the current playoff format was instituted in 1990. Pittsburgh and San Francisco are second with nine byes since 1990. New England is the only team in NFL history with nine straight first-round byes (2010-18).
- The Patriots have played in 58 postseason games, fourth-most in NFL history behind Dallas (63), Pittsburgh (62) and Green Bay (60).
- The Patriots need to play in two more postseason games in 2021 to become the fourth NFL team to play in 60 postseason games.
- The Patriots are second with 13 seasons of 12 wins since 1970, behind San Francisco's 14 seasons with 12 victories



- New England has won 13 games in a single season seven times in franchise history. Only San Francisco has more 13-win seasons with 10.
- The New England Patriots have won 14 or more games in a season five times, most in NFL history. San Francisco is second with four 14-win seasons.
- New England has 27 undefeated months since 2000, most in the NFL over that span. Indianapolis is second with 17 undefeated months during that time.
- The Patriots have 34 winning seasons since 1970, second all-time behind Pittsburgh's 37.
- The Patriots have 559 total victories, the fourth-most wins since 1960, behind the 571 wins by Pittsburgh and the 566 wins by Dallas and the 560 wins by Green Bay.
- New England has played in 997 games in franchise history (regular season and playoffs combined) and will play game No. 1,000 in Week 10. They will become the first original AFL team to play in 1,000 games.
- With rookie free agent K Quinn Nordin making the initial 53-man roster in 2021, the Patriots have now had a rookie free agent make the opening day roster for the 18th straight season, the third-longest streak in the NFL. The L.A. Chargers have had a rookie free agent make their opening day roster for 25 straight seasons and Indianapolis has had a rookie free agent make their opening day roster for 23 straight seasons.
- The Patriots have finished in the top 10 for fewest points allowed in each of the last nine seasons (2012-2020) and need to accomplish the feat in 2021 to tie Tampa Bay, who became the last team to reach 10 straight seasons (1996-2005) for the fewest points allowed.

## 2021 TEAM NOTES

### 2021 TEAM CAPTAINS



### 2021 TEAM CAPTAINS WERE ELECTED BY TEAMMATES

#### OFFENSE

- C David Andrews and RB James White

#### DEFENSE

- LB Dont'a Hightower and DB Devin McCourty

#### SPECIAL TEAMS

- WR Matthew Slater

McCourty and Slater were chosen captains for the 11th consecutive season. Andrews is a captain for the fifth straight year, and Hightower and White were elected for the fourth time.

### DIFFERENT POSITIONS

#### 7 BEGAN CAREERS PLAYING A DIFFERENT SPOTS

**JAKOB JOHNSON** – Moved from a college linebacker and tight end at Tennessee to an NFL fullback.

**BRANDON KING** – Moved from safety and defensive end at Auburn to a linebacker in the NFL.

**JAKOBI MEYERS** – Moved from a quarterback during his first year at North Carolina State to a wide receiver.

**GUNNER OLSZEWSKI** – Moved from a defensive back at Bemidji State to an NFL wide receiver and kick/punt returner.

**MIKE ONWENU** – Onwenu began his collegiate career at Michigan as a defensive lineman before switching to offensive line following his freshman season.

**HARVEY LANGI** – Began college career at Utah as a running back before moving to a linebacker and defensive end at BYU.

**RONNIE PERKINS** – Perkins moved from a defensive lineman at Oklahoma to an NFL linebacker.

### GONE AND BACK

26 players have had at least two stints with New England since 2000 (on the active roster with the Patriots for at least one game in each stint; on the active roster with another team for at least one game in between). That is tied with Seattle for the most in that category. In 2021, the Patriots have five such players returning for a second stint: Trent Brown, Jamie Collins (3 stints), Ted Karras, Harvey Langi and Kyle Van Noy. In addition, Brandon Bolden and Brian Hoyer (3 stints) are two other players on the active roster that have had at least two stints with the team.

### PLAYERS WITH MULTIPLE STINTS IN NEW ENGLAND

Player	Years
Tully Banta-Cain	2003-06, 2009-10
Caleb Benenoch	2019, 2020
Martellus Bennett	2016, 2017
LeGarrett Blount	2013, 2014-16
<b>Brandon Bolden</b>	<b>2012-17, 2019-21</b>
Deion Branch	2002-05, 2010-12
Chad Brown	2005, 2007
<b>Trent Brown</b>	<b>2018, 2021</b>
Andre Carter	2011, 2013
Patrick Chung	2009-12, 2014-19
Thomas Clayton	2010, 2010
Michael Cloud	2003, 2005
<b>Jamie Collins</b>	<b>2013-16, 2019, 2021</b>
Jonathan Freeny	2015-16, 2017
<b>Brian Hoyer</b>	<b>2009-11, 2017-18, 2020-21</b>
<b>Ted Karras</b>	<b>2016-19, 2021</b>
<b>Harvey Langi</b>	<b>2017, 2021</b>
Steve Maneri	2010, 2014
Jordan Richards	2015-17, 2019
Mike Rivera	2012, 2012
Guss Scott	2005, 2006
Donté Stallworth	2007, 2012
Maugaula Tuitele	2000-01, 2002
<b>Kyle Van Noy</b>	<b>2016-19, 2021</b>
Ken Walter	2001-03, 2006
Ben Watson	2004-09, 2019

### COLLEGE TEAMMATES REUNITING

The Patriots drafted two players from Alabama (QB Mac Jones and DL Christian Barmore) with their first two picks and drafted two players from Oklahoma with their next two picks (LB Ronnie Perkins and RB Rhamondre Stevenson) in the 2021 NFL Draft. Since 1970, the only other team to have two picks from one school followed by their next two picks from one school was the 1992 Los Angeles Rams who drafted DE Sean Gilbert (Pittsburgh) in the first round followed by DB Steve Israel (Pittsburgh) in the second round and then used two third-round picks for DL Marc Boutte (LSU) and WR Todd Kinchen (LSU).





# PATRIOTS TEAM NOTES

## PATRIOTS CLAIM 12 STRAIGHT WINS OVER THE JETS

The Patriots secured a 54-13 victory over the Jets in Week 7 of the 2021 regular season to mark their 12th straight win over the New York Jets.

### PATRIOTS LONGEST WINNING STREAKS

Win Streak	Opponent	Date Begun	Date Ended
15	Buffalo Bills	12/27/03	12/26/10
<b>12</b>	<b>New York Jets</b>	<b>11/27/16</b>	<b>current</b>
11	Buffalo Bills	01/02/83	12/20/87
10	San Diego Chargers	12/02/73	10/14/01

### LONGEST CURRENT NFL WINNING STREAKS

Team	Opponent	Win Streak
<b>New England Patriots</b>	<b>New York Jets</b>	<b>12</b>
Philadelphia Eagles	New York Jets	11
Kansas City Chiefs	Denver Broncos	11

### LONGEST NFL WINNING STREAKS

Team	Opponent	Win Streak (Dates)
Miami Dolphins	Buffalo Bills	20 (1970-79)
San Francisco 49ers	St. Louis Rams	17 (1990-98)
Washington	Detroit Lions	16 (1968-97)
<b>New England Patriots</b>	<b>Buffalo Bills</b>	<b>15 (2003-10)</b>
San Francisco 49ers	Arizona Cardinals	15 (1990-98)

## PATRIOTS DEFENSE PRODUCES FOUR INTERCEPTIONS; END FIRST TWO JETS DRIVES WITH INTERCEPTIONS

The Patriots had four interceptions against the Jets (9/19/21), the most picks in a single game since they had four at Cincinnati on Dec. 15, 2019. The Patriots had four games with four picks total in 2019, including their game on Oct. 21, at the New York Jets, the only other time the Patriots picked off four passes against the Jets. The Patriots ended the first two Jets drives with interceptions from CB J.C. Jackson and DB Adrian Phillips, leading to 10 points. Jackson added a second interception in the second quarter, and Devin McCourty had a pick in the third quarter. The Patriots finished tied for the NFL lead with Pittsburgh and New Orleans with 18 interceptions in 2020. The Patriots have 8 picks so far in 2021.

## ARCHIVED TEAM NOTES

### TWO DECADES OF DOMINANCE

The Patriots finished the 2010s with 125 regular season and 16 postseason wins (141 total), the most ever in a single decade.

### TEAMS OF THE DECADES

Team	Years	Reg. Season	Postseason	Total
<b>New England</b>	<b>2010-19</b>	<b>125-35 (.781)</b>	<b>16-7 (.696)</b>	<b>141-42 (.770)</b>
<b>New England</b>	<b>2000-09</b>	<b>112-48 (.700)</b>	<b>14-4 (.778)</b>	<b>126-52 (.708)</b>
Indianapolis	2000-09	115-45 (.719)	9-8 (.529)	124-53 (.701)
San Francisco	1990-99	113-47 (.706)	9-7 (.563)	122-54 (.693)

### TRIUMPH IN THE 2000S

The Patriots record of 277-107 (.721) since Bill Belichick became head coach in 2000 is the best in the NFL over that span.

### BEST RECORDS SINCE 2000 (INCLUDING POSTSEASON)

Team	W	L	T	Pct.
<b>New England</b>	<b>277</b>	<b>107</b>	<b>0</b>	<b>.721</b>
Pittsburgh	235	131	2	.641
Green Bay	230	139	2	.623
Indianapolis	224	146	0	.605
Baltimore	222	148	0	.600

### AFC EAST SUPREMACY

The New England Patriots own a 96-29 (.768) record in regular season AFC East games since the beginning of the 2001 season, compiling the best intra-division record of any team in the NFL.

### NFL'S TOP DIVISIONAL RECORDS SINCE 2001

Team	W	L	T	Pct.
<b>New England</b>	<b>96</b>	<b>29</b>	<b>0</b>	<b>.768</b>
Pittsburgh	86	38	1	.692
Green Bay	85	37	2	.694
Indianapolis	84	40	0	.677

### AFC EAST DIVISIONAL RECORDS SINCE 2001

Team	W	L	T	Pct.	Div. Titles	Years
<b>New England</b>	<b>96</b>	<b>29</b>	<b>0</b>	<b>.768</b>	<b>17</b>	<b>2001, 03-07, 09-19</b>
Miami	53	71	0	.427	1	2008
Buffalo	50	73	0	.407	1	2020
N.Y. Jets	50	74	0	.403	1	2002

The New England Patriots have won 16 division titles and have 16 playoff berths since realignment in 2002, most in the NFL.

### MOST DIVISION TITLES SINCE 2002 REALIGNMENT

Team	Division Titles	Playoff Berths
<b>New England</b>	<b>16</b>	<b>16</b>
Green Bay	11	14
Indianapolis	9	14
Seattle	9	14
Pittsburgh	9	12
Philadelphia	8	11

### MOST DIVISION TITLES IN A DECADE

The New England Patriots won 10 division titles in the 2010s, the most ever by a team in a single decade. The Patriots also won 11 straight division crowns overall from 2009-19, an NFL record.

### MOST DIVISION TITLES IN A DECADE

Team	Decade	Division Titles
<b>New England</b>	<b>2010-19</b>	<b>10</b>
Minnesota	1970-79	8
<b>New England</b>	<b>2000-09</b>	<b>7</b>
San Francisco	1980-89	7
Dallas	1970-79	7
L.A. Rams	1970-79	7
Pittsburgh	1970-79	7
Cleveland	1950-58	7





# PATRIOTS TEAM NOTES

## ALL-TIME WINNING SEASONS

The Patriots have 34 seasons since the 1970 merger in which the team has finished above .500, second only to the Pittsburgh Steelers (37). New England also had 19 consecutive winning seasons from 2001-19, the second longest streak in NFL history.

### MOST WINNING SEASONS SINCE THE 1970 MERGER

Team	Seasons
Pittsburgh	37
<b>New England</b>	<b>34</b>
Dallas	33
Minnesota	31
Miami	31
Denver	29

### MOST WINNING SEASONS SINCE 2001

Team	Seasons
<b>New England</b>	<b>19</b>
Pittsburgh	15
Green Bay	15
Seattle	15
Baltimore	14
Indianapolis	14
Philadelphia	13

## MOST CONSECUTIVE SEASONS AT .500

### MOST CONSECUTIVE SEASONS WITH A .500 RECORD OR BETTER

Team	Seasons	Consecutive Seasons
Dallas	1965-85	21
<b>New England</b>	<b>2001-19</b>	<b>19</b>
Cleveland	1957-73	17

## 17 STRAIGHT 10-WIN SEASONS

New England reached at least 10 regular season wins for 17 consecutive seasons (2003-19), most in the NFL since the 1970 merger.

### MOST CONSECUTIVE 10-WIN SEASONS

Team	Years	Consec. Seasons w/10+ Wins
<b>New England</b>	<b>2003-19</b>	<b>17</b>
San Francisco	1983-18	16
Indianapolis	2002-10	9
Dallas	1975-81	7

## TEN STRAIGHT 11-WIN SEASONS

The Patriots won 11 games 21 times in team history, including an NFL record 10 consecutive seasons from 2010-19. The Patriots have had 11 or more wins 16 times in Robert Kraft's 27 seasons of ownership after having only four 11-win seasons prior to Kraft purchasing the team (1976, '78, '85 & '86).

### MOST 11-WIN SEASONS SINCE 1970 MERGER

Team	11+ Win Seasons
<b>New England</b>	<b>21</b>
Pittsburgh	18
Dallas	17
San Francisco	16
Denver	15

## TEN STRAIGHT 11-WIN SEASONS

### MOST CONSECUTIVE 11-WIN SEASONS

Team	Years	Consec. Seasons w/11+ Wins
<b>New England</b>	<b>2010-19</b>	<b>10</b>
Indianapolis	2003-09	7
Dallas	1976-81	6
San Francisco	1994-98	5

## SEASONS WITH A DOZEN W'S

The Patriots have 13 seasons of 12 or more wins since 1970, second-most in the NFL over that span.

### MOST 12-WIN SEASONS SINCE 1970 MERGER

Team	12+ Win Seasons
San Francisco	14
<b>New England</b>	<b>13</b>
Dallas	12
Denver	11
Pittsburgh	11

## FLOATING ABOVE .500

Since 2001, the New England Patriots have held a record below .500 for only 29 weeks, fewest in the NFL over that span.

### FEWEST WEEKS UNDER .500 SINCE 2001

Team	Weeks Under .500
<b>New England</b>	<b>29</b>
Pittsburgh	66
Baltimore	68
Green Bay	71
Denver	90

## MOST WINS AMONG ORIGINAL AFL TEAMS

The Patriots have the most overall wins among the original eight AFL teams.

### OVERALL VICTORY TOTAL OF ORIGINAL AFL TEAMS (INCLUDING PLAYOFFS)

Team	W	L	T
<b>New England</b>	<b>559</b>	<b>429</b>	<b>9</b>
Denver	514	457	10
Kansas City	513	449	12
Las Vegas	511	461	11
L.A. Chargers	475	482	11
Tennessee	473	499	6
Buffalo	458	506	8
N.Y. Jets	423	532	8

## TOP 4 IN WINS SINCE 1960

Since the Patriots franchise began play in 1960, they have the fourth-most wins in professional football.

### MOST WINS IN PRO FOOTBALL SINCE 1960 (INCLUDING PLAYOFFS)

Team	W	L	T
Pittsburgh Steelers	571	416	10
Dallas Cowboys	566	427	6
Green Bay Packers	560	417	15
<b>New England Patriots</b>	<b>559</b>	<b>429</b>	<b>9</b>



# PATRIOTS TEAM NOTES

## NFL'S BEST AT HOME

Since Gillette Stadium opened in 2002, the Patriots own the NFL's best home record. The Patriots hold a 127-30 (.809) record at home in regular season games and a 146-34 (.811) record including playoffs. The Patriots are an NFL-best 190-58 at home since 1994, the year Robert Kraft purchased the team.

### BEST HOME RECORDS SINCE 2002 (INCLUDING PLAYOFFS)

Team	W	L	T	Pct
New England	146	34	0	.811
Green Bay	118	48	2	.708
Pittsburgh	118	49	1	.705
Seattle	116	51	0	.695
Baltimore	116	46	0	.716

## ROAD WARRIORS

Since the start of the 1994 season when Robert Kraft purchased the team, the Patriots have the best regular season road record in the NFL. New England has finished undefeated on the road twice (2007 and 2016).

### BEST ROAD RECORDS SINCE 1994

Team	W	L	T	Pct
New England	134	84	0	.615
Pittsburgh	121	96	1	.557
Green Bay	115	105	0	.523
Indianapolis	112	108	0	.509
New Orleans	112	108	0	.509

## WINNING THE CLOSE ONES

Since 2001, New England owns the NFL's best record (including postseason) in games decided by three points or fewer. New England is 7-2 in those close games in the playoffs.

### BEST RECORD IN GAMES DECIDED BY 3 POINTS OR FEWER SINCE 2001 (INCLUDING PLAYOFFS)

Team	W	L	T	Win Pct
New England	45	22	0	.672
Indianapolis	50	29	0	.633
Seattle	47	36	1	.565
N.Y. Jets	37	30	0	.552
Tennessee	48	39	0	.552
Las Vegas	41	34	0	.547
Denver	43	36	0	.544
New Orleans	44	37	0	.543

## INTER-CONFERENCE RECORD

The New England Patriots own a 59-20 (.747) record vs. NFC teams since realignment in 2002, the best inter-conference record in the NFL during that time.

### NFL'S BEST INTER-CONFERENCE RECORD SINCE 2002

Team	W	L	T	Pct.
New England	59	20	0	.747
Pittsburgh	52	25	1	.673
Indianapolis	50	29	0	.633
Baltimore	48	29	0	.623

## MODEL OF CONSISTENCY

The New England Patriots have had only one head coach since 2000, showing a level of stability unparalleled in the AFC East.

### HEAD COACHES IN AFC EAST SINCE 2000

Team	Head Coaches
New England	1
N.Y. Jets	7
Buffalo	10
Miami	10

## OFFENSE

### PUT A RUSH ON THAT

The Patriots finished fourth in the NFL with 2,346 rushing yards in 2020, the fourth-highest single-season rushing total in team history.

### MOST RUSHING YARDS IN A SEASON IN PATRIOTS HISTORY

Season	Attempts	Yards	Average/Gm
1978	671	3,165	197.8
1976	591	2,948	184.3
1983	538	2,605	162.8
<b>2020</b>	<b>502</b>	<b>2,346</b>	<b>146.6</b>
1985	565	2,331	145.7
1977	603	2,303	164.5

The Patriots finished the season with 4.67 yards per rushing attempt in 2020, the fourth-highest average in team history.

### HIGHEST RUSHING AVERAGE IN A SEASON IN PATRIOTS HISTORY

Season	Attempts	Yards	Average/Rush
1976	591	2,948	4.99
1983	538	2,605	4.84
1978	671	3,165	4.72
<b>2020</b>	<b>502</b>	<b>2,346</b>	<b>4.67</b>
1962	432	1,970	4.56

The Patriots scored 20 rushing touchdowns in 2020, tied for seventh-most in a single season in team history and tied for sixth in the NFL in 2020.

### MOST RUSHING TDS IN A SEASON IN TEAM HISTORY

Season	Rush TDs
1978	30
2012	25
1976	24
1981	23
2008	21
1974	21
<b>2020</b>	<b>20</b>
2006	20

## PENALTY-FREE FOOTBALL

The Patriots committed an NFL-low 62 penalties in 2020, tied for sixth-fewest in a 16-game season.

### FEWEST PENALTIES IN A 16-GAME SEASON

Season	Team	Penalties
2012	Atlanta Falcons	55
<b>2008</b>	<b>New England Patriots</b>	<b>57</b>
2010	Atlanta Falcons	58
2007	Seattle Seahawks	59
1992	New Orleans Saints	60
<b>2020</b>	<b>New England Patriots</b>	<b>62</b>
2001	New York Jets	62
1991	Miami Dolphins	62



# PATRIOTS TEAM NOTES

## 400-POINT SEASONS

The Patriots set an NFL record with 13 straight seasons of at least 400 total points (2007-19). The Chargers previously held the record by scoring at least 400 points in eight consecutive seasons from 2004-11. New Orleans has a current streak of 10 straight seasons with 400 points (2011-20).

## PROTECTING THE BALL

Since 2008, the Patriots lead the NFL with 86 regular season games without turning the ball over. The Patriots are 75-11 in those games.

### ZERO TURNOVER GAMES (SINCE 2008)

New England	86
Green Bay	84
Kansas City	70
Seattle	67
Indianapolis	62
San Francisco/Baltimore	60

## BALL SECURITY PAYS OFF

Since 2001, the Patriots are an NFL-best 148-28 when not throwing an interception.

### ZERO INT GAMES

Team	Games with No Ints	W-L-T	Win Pct.
New England	176	148-28-0	.841
Green Bay	163	133-28-2	.822
Kansas City	160	110-50-0	.688
Seattle	156	112-43-1	.721
Jacksonville	147	83-64-0	.565

## RUSH TO VICTORY

Since 2000, New England is 54-5 in the regular season when a Patriot reaches 100 yards rushing. The only losses during the Bill Belichick era came in a 29-28 loss at Miami (12/20/04) when Corey Dillon rushed for 121 yards, at Kansas City (10/05/20) when Damien Harris had 100 yards rushing in a 26-10 loss, a 24-21 defeat at Buffalo (11/01/20) when Harris had 102 yards rushing. vs. Miami (9/12/21) when Harris had 100 yards and vs. Dallas (10/17/21) when Harris had 101 yards.

## DEFENSE

### FORCING THE ISSUE

The Patriots lead the NFL with a plus-228 turnover margin since 1994.

### NFL TURNOVER MARGIN SINCE 1994

New England	+228
Kansas City	+151
Green Bay	+122

### LIMITING OFFENSES

The 2020 New England Patriots finished 7th in the NFL for fewest points allowed with 22.1 points allowed per game. The Patriots have finished in top 10 in fewest points allowed in each of the last nine seasons, which is the longest current streak. The last team to do that in nine or more consecutive seasons is Tampa Bay (10 straight from 1996 to 2005). The 2021 Patriots are 7th in the NFL with 20 points allowed.

## SPECIAL TEAMS

### MOST BLOCKED KICKS SINCE 2014

The Patriots are tied with Philadelphia for the NFL lead with 20 blocked kicks since 2014.

New England	20 (9 FGs, 3 XPs & 8 Punts)
Philadelphia	20
Denver	17
Miami	16
Baltimore	16





# PATRIOTS HOME DOMINANCE



## REGULAR SEASON HOME RECORD SINCE 2002

Team	W	L	T	Pct.
<b>New England</b>	<b>127</b>	<b>30</b>	<b>0</b>	<b>.809</b>
Baltimore	114	42	0	.731
Green Bay	111	42	2	.723
Pittsburgh	111	44	1	.715
Indianapolis	107	48	0	.690
Seattle	106	49	0	.684

## HOME PLAYOFF RECORD SINCE 2002

Team	W	L	Pct.
Seattle	10	2	.833
San Francisco	5	1	.833
<b>New England</b>	<b>19</b>	<b>4</b>	<b>.826</b>
New Orleans	7	2	.778
Indianapolis	8	3	.727

## HOME RECORD SINCE 2002 (INCLUDING PLAYOFFS)

Team	W	L	T	Pct.
<b>New England</b>	<b>146</b>	<b>34</b>	<b>0</b>	<b>.811</b>
Baltimore	116	46	0	.716
Green Bay	118	48	2	.708
Pittsburgh	118	49	1	.705
Seattle	116	51	0	.695

## HOME RECORD AFTER HALLOWEEN SINCE 2002 (INCLUDING PLAYOFFS)

Team	W	L	T	Pct.
<b>New England</b>	<b>83</b>	<b>20</b>	<b>0</b>	<b>.806</b>
Baltimore	70	26	0	.729
Indianapolis	71	28	0	.717
Pittsburgh	68	28	1	.706
Seattle	71	30	0	.703

## HOME RECORD VS. NFC SINCE 2002

Team	W	L	T	Pct.
Baltimore	30	8	0	.789
Pittsburgh	30	8	1	.782
<b>New England</b>	<b>30</b>	<b>11</b>	<b>0</b>	<b>.732</b>

## HOME RECORD VS. DIVISIONAL OPPONENTS SINCE 2002

Team	W	L	T	Pct.
<b>New England</b>	<b>49</b>	<b>10</b>	<b>0</b>	<b>.831</b>
Indianapolis	45	13	0	.776
Pittsburgh	43	15	0	.741
Green Bay	41	15	2	.724
Seattle	40	18	0	.690

## POINT DIFFERENTIAL AT HOME SINCE 2002 (INCLUDING PLAYOFFS)

Team	Point Differential
<b>New England</b>	<b>1,864</b>
Green Bay	1,254
Baltimore	1,223
Pittsburgh	1,116
Seattle	1,092

## POINTS ALLOWED PER GAME AT HOME SINCE 2002 (INCLUDING PLAYOFFS)

Team	Point Average
Baltimore	17.2
<b>New England</b>	<b>17.8</b>
Seattle	19.1
Pittsburgh	19.3
Green Bay	19.5
Philadelphia	19.6

## POINTS SCORED PER GAME AT HOME SINCE 2002 (INCLUDING PLAYOFFS)

Team	Point Average
<b>New England</b>	<b>27.6</b>
New Orleans	26.6
Green Bay	25.8
Indianapolis	24.6
Los Angeles Chargers	24.5



# INSIDE THE NUMBERS

## TEAM

**6**

The Patriots opened and then will close the season with Miami, marking the sixth time in team history that the team will open and close the season against the same opponent. It also happened in 2003 and 2013 against Buffalo, 1974 and 1987 against Miami and 1981 against the Baltimore Colts.

**9**

The Patriots have finished in top 10 in fewest points allowed in each of the last nine seasons, which is the longest current streak. The last team to do that in 9 or more consecutive seasons is Tampa Bay (10 straight from 1996 to 2005).

**11.1**

Gunner Olszewski is third in the NFL with an 11.1-yard punt return average. He led the NFL with a 17.13-yard average in 2020.

**17**

Nick Folk leads the NFL with 17 field goals.

**18**

With K Quinn Nordin making the 53-man roster, the Patriots have now had a rookie free agent make the team for 18 straight seasons.

**19**

Mac Jones completed 19 straight passes vs. Tampa Bay on Oct. 3, tied with Tom Brady for the longest streak in Patriots history.

**20**

J.C. Jackson (20) is tied with Miami's Xavien Howard (19) for most interceptions since 2018.

**19**

The Patriots went 19 straight seasons (2001-19) without being swept in a series by a division opponent, the longest such streak since the 1970 NFL merger.

**36**

K Nick Folk made a franchise-record 36 straight field goals, tied for the sixth longest in NFL history.

**51**

Nick Folk's 51-yard field goal at N.Y. Jets (11/09) and his 50-yarder vs. Arizona (11/29) are the longest game-winning field goals as time expired in Patriots history. The previous long was 48 yards by Adam Vinatieri in Super Bowl XXXVI vs. the Rams.

**70**

Mac Jones (74.4) and (73.3) completed over 70 percent of his passes in his first two games and became the first NFL quarterback to start his career with two 70-plus completion games.

**93**

The Patriots have gone 93 straight games (regular and postseason) scoring in the first half, an NFL record. The Patriots also own the second-longest streak at 82 games with a first-half score (2006-11).

**103-3**

The Patriots are 103-3 all-time at Gillette Stadium in the regular season when leading at halftime.

**135**

Mac Jones tied Joe Burrow (2020) for the most completions in a player's first five NFL games with 135 completions.

**1,779**

Mac Jones leads all rookie quarterbacks with 1,779 passing yards through the first seven weeks.

**2,472**

The Patriots have 2,472 total touchdowns since 1960, the third-most since that time behind Dallas (2,502) and Green Bay (2,478).

## ROBERT KRAFT

**6**

The number of Super Bowl championships the Patriots have won since Robert Kraft purchased the team in 1994. That mark is tied for most in Super Bowl history.

**10**

The number of conference championships the Patriots have won since Robert Kraft purchased the team in 1994, the NFL record for most conference championships as an owner.

**19**

The number of division championships won by the Patriots since Kraft purchased the team in 1994.

**21**

The number of playoff berths earned by the Patriots in the 27 seasons since Robert Kraft purchased the team.

**48**

The number of playoff games the Patriots have appeared in since 1994, the most in the NFL. Green Bay is second with 36.

**334**

The number of games the Patriots have won, including playoffs, since Robert Kraft purchased the franchise in 1994. Prior to Kraft's ownership, the team had won 225 total games in its entire 34-year history from 1960-93.

## BILL BELICHICK

**3**

Bill Belichick's 314 wins (regular season and playoffs combined) ranks third among all-time NFL head coaches.

**4**

Bill Belichick is the first head coach to lead his team to four 500-point seasons (2007, 10-12).

**6**

Bill Belichick has won six Super Bowls as a head coach, the most Super Bowl wins by a head coach in NFL history.

**7**

The number of 13-win seasons by Bill Belichick, the most among all NFL coaches.

**9**

Bill Belichick has the most conference championships by a head coach with nine.

**12**

Super Bowl LIII was Belichick's 12th Super Bowl overall, including nine as a head coach and three as an assistant coach.

**19**


Bill Belichick led the Patriots to 19-straight seasons with a winning record (2001-19), second all-time behind Tom Landry, whose Dallas Cowboys accomplished the feat 20 straight seasons from 1966-85.

**31**

Bill Belichick has the most postseason victories by an NFL coach with 31. Tom Landry is second with 20 postseason wins.

**50**

Bill Belichick has won at least one game in 50 different stadiums, including the postseason.



## BELICHICK BY THE NUMBERS

**47<sup>TH</sup>** COACHING SEASON | **47<sup>TH</sup>** NFL SEASON  
**22<sup>ST</sup>** SEASON AS PATRIOTS HEAD COACH  
**27<sup>TH</sup>** HEAD COACHING SEASON

**SUPER BOWL WINS (8):**

'86 | '90 | '01 | '03 | '04 | '14 | '16 | '18

**CONFERENCE TITLES (12):**

'86 | '90 | '96 | '01 | '03 | '04 | '07 | '11 | '14 | '16 | '17 | '18

**DIVISION TITLES (24):**

'75 | '78 | '86 | '89 | '90 | '96 | '98 | '01 | '03 | '04 | '05  
'06 | '07 | '09 | '10 | '11 | '12 | '13 | '14 | '15 | '16 | '17 | '18 | '19

CAREER RECORD: **314-152 (.674)**

REGULAR SEASON: **283-140 (.669)**

POSTSEASON: **31-12 (.721)**

PATRIOTS RECORD: **277-107 (.721)**

Bill Belichick is the only head coach in NFL history to win six Super Bowl titles. He won more games overall (141) during a 10-year stretch (2010-19) than any other coach in NFL history. In 2007, Belichick led the Patriots to the fourth undefeated and untied regular season in NFL history and the first since the NFL established a 16-game schedule in 1978. His 47 consecutive years as an NFL coach are most in NFL history, passing the 45 by Dick LeBeau. The only other NFL coach with at least 40 consecutive NFL coaching seasons is Tom Moore with 41.



### BELICHICK POINTS OF INTEREST

- Belichick has an NFL-best six Super Bowl championships as a head coach, joining George Halas and Curly Lambeau as the only NFL coaches with six championships since the league began postseason play in 1933.
- Belichick is third all-time with 283 career regular season wins, behind Don Shula (328) and George Halas (318).
- Belichick has 314 total victories (regular season and playoffs combined), third all-time behind Don Shula (347) and George Halas (324).
- Belichick's 17 division titles are most by a head coach in NFL history. Don Shula and Tom Landry are tied for second with 13.
- Belichick owns the NFL record with 17 seasons of 11 wins in the regular season. Don Shula is second with 13.
- Belichick has the NFL record with 13 seasons with 12 regular season victories. Don Shula is second with eight.

### BELICHICK POINTS OF INTEREST

- Belichick is the only head coach in NFL history with seven seasons of 13-plus wins. George Seifert is second with four 13-win seasons.
- Belichick has five 14-win seasons. George Seifert is second with three 14-win seasons.
- Belichick has led his teams to 18 postseason berths as a head coach, tied with Tom Landry for second all-time, behind the 19 by Don Shula.
- The 2021 is Belichick's 47th consecutive NFL season as a coach, the most consecutive coaching seasons in NFL history.
- Belichick has 247 regular season wins with the Patriots and needs four regular season wins in 2021 to reach 250 and join Tom Landry (250). Don Shula (257) and George Halas (318) to become the fourth coach with at least 250 career regular season wins with one team.



# BILL BELICHICK NEWS & NOTES

## ACCOMPLISHMENTS

- Belichick (466 games) coached in his 455th game at L.A. Chargers (12/06), moving past Tom Landry for the third-most games coached, behind the 526 by Don Shula and the 506 by George Halas.
- Belichick has 247 regular season wins as New England Patriots head coach, fourth-most for a head coach with a single team behind George Halas's 318 with Chicago, Don Shula's 257 with Miami and Tom Landry's 250 with Dallas
- Belichick is in his 22nd year as head coach of the New England Patriots in 2020 and is one of seven to serve as head coach for one team for at least 20 years.

## THE SECOND HIGHEST WINNING PCT.

Bill Belichick's 314 career wins as a head coach are third-most in NFL history and his career winning percentage of .674 is second in NFL history.

## TOP WINNING PERCENTAGE AMONG HEAD COACHES WITH AT LEAST 160 WINS (INCL. POSTSEASON)

Head Coach	Team(s)	Years	W	L	T	Pct.
George Halas	Chicago	1920-29, 33-41, 46-55, 58-67	324	151	31	.682
<b>Bill Belichick</b>	<b>CLE/NE</b>	<b>1991-95, 2000-21</b>	<b>314</b>	<b>152</b>	<b>0</b>	<b>.674</b>
Don Shula	BLT/MIA	1963-95	347	173	6	.666
Curly Lambeau	GB/CHI/WAS	1921-53	229	134	22	.630

**NOTE:** Winning percentage calculated using current NFL rules, counting a tie as a half-win, half-loss.

## MOVING ON UP

Bill Belichick ranks third all-time in NFL history with 314 career wins.

## MOST WINS BY NFL COACHES (INCL. POSTSEASON)

Head Coach	Team(s)	Years	W	L	T
Don Shula	BLT/MIA	1963-95	347	173	6
George Halas	Chicago	1920-29, 33-41, 46-55, 58-67	324	151	31
<b>Bill Belichick</b>	<b>CLE/NE</b>	<b>1991-95, 2000-21</b>	<b>314</b>	<b>152</b>	<b>0</b>
Tom Landry	Dallas	1960-88	270	178	6
Andy Reid	PHI/KC	1999-2021	241	149	1
Curly Lambeau	GB/CHI/WAS	1921-53	229	134	22

## NINE CONFERENCE TITLES ARE THE MOST IN SUPER BOWL ERA

The 2018 AFC Championship was Bill Belichick's ninth conference championship, the most in NFL history during the Super Bowl era (since 1966).

## MOST CONFERENCE CHAMPIONSHIPS BY A HEAD COACH IN SUPER BOWL ERA

HEAD COACH	TEAM	#	SEASONS	SUPER BOWL APPEARANCES
<b>Bill Belichick</b>	<b>New England</b>	<b>9</b>	<b>2001, 2003, 2004, 2007, 2011, 2014, 2016, 2017, 2018</b>	<b>XXXVI, XXXVIII, XXXIX, XLII, XLVI, XLIX, LI, LII, LIII</b>
Don Shula	Baltimore/Miami	6	1968, 1971, 1972, 1973, 1982, 1984	III, VI, VII, VIII, XVII, XIX
Tom Landry	Dallas	5	1970, 1971, 1975, 1977, 1978	V, VI, X, XII, XIII
Joe Gibbs	Washington	4	1982, 1983, 1987, 1991	XVII, XVIII, XXII, XXVI
Bud Grant	Minnesota	4	1969, 1973, 1974, 1976	IV, VII, IX, XI
Marv Levy	Buffalo	4	1990, 1991, 1992, 1993	XXV, XXVI, XXVII, XXVIII
Chuck Noll	Pittsburgh	4	1974, 1975, 1978, 1979	IX, X, XIII, XIV
Dan Reeves	Denver/Atlanta	4	1986, 1987, 1989, 1998	XXI, XXII, XXIV, XXIII

## SUPER SUCCESS

Bill Belichick has won six Super Bowls, the most by a head coach.

## MOST SUPER BOWL VICTORIES

Head Coach	Team	Titles	Seasons
<b>Bill Belichick</b>	<b>New England</b>	<b>6</b>	<b>2001, 03-04, 14, 16, 18</b>
Chuck Noll	Pittsburgh	4	1974-75, 78-79
Joe Gibbs	Washington	3	1982, 87, 91
Bill Walsh	San Francisco	3	1981, 84, 88

**NOTE:** Sorted by most recent championship. Super Bowls have determined the NFL champion since 1966.

## ELITE COMPANY

Bill Belichick joined George Halas and Curly Lambeau as the only coaches with six NFL championships.

## HEAD COACHES WITH FOUR OR MORE NFL TITLES

Coach	NFL Titles	Championship Teams
<b>Bill Belichick</b>	<b>6</b>	<b>New England (SB XXXVI, XXXVIII, XXXIX, XLIX, LI and LIII)</b>
George Halas	6	Chicago (1921, 33, 40, 41, 46 & 63)
Curly Lambeau	6	Green Bay (1929, 30, 31, 36, 39 & 44)
Vince Lombardi	5	Green Bay (1961, 62, 65, SB I & II)
Chuck Noll	4	Pittsburgh (SB IX, X, XII, XIV)

## 12 SUPER BOWL APPEARANCES

Super Bowl LIII was Bill Belichick's 12th career Super Bowl appearance, the most appearances by a coach who eventually became a head coach.

## MOST SUPER BOWL APPEARANCES AS A HEAD COACH (INCLUDING YEARS AS AN ASSISTANT)

<b>Bill Belichick</b> .....	<b>12</b> (nine as a head coach)
Dan Reeves.....	7 (four as a head coach)
Don Shula.....	6 (six as head coach)
Tom Landry.....	5 (five as a head coach)
Chuck Noll.....	5 (four as a head coach)
Marv Levy.....	5 (four as a head coach)
Andy Reid.....	5 (three as a head coach)



# BILL BELICHICK NEWS & NOTES

## POSTSEASON COACHING MARK

Bill Belichick coached in his NFL-record 37th postseason game in the 2017 AFC Divisional Playoff against Tennessee, moving past Tom Landry and Don Shula. He has now coached in 43 postseason games, the most in NFL history.

### MOST POSTSEASON GAMES AS A HEAD COACH

Head Coach	Team(s)	Games
<b>Bill Belichick</b>	Cleveland/New England	<b>43</b>
Tom Landry	Dallas	36
Don Shula	Baltimore/Miami	36
Andy Reid	Philadelphia/Kansas City	32
Chuck Noll	Pittsburgh	24
Mike Holmgren	Green Bay/Seattle	24
Joe Gibbs	Washington	24

## 13 CONFERENCE CHAMPIONSHIP GAME APPEARANCES

Coach Belichick reached his 13th conference championship game as a head coach in 2018, extending his record for the most since the 1970 merger.

### MOST CONFERENCE CHAMPIONSHIP GAMES AS A HEAD COACH

Head Coach	Conference Championship Games
<b>Bill Belichick</b>	<b>13</b>
Tom Landry	10
Andy Reid	8
Don Shula	7
Chuck Noll	7
John Madden	6
Bill Cowher	6

## MOST POSTSEASON WINS

Coach Belichick earned his NFL-record 21st postseason victory after the Patriots defeated the Indianapolis Colts in the 2014 AFC Championship Game. He now has 31 career postseason victories.

### MOST PLAYOFF WINS BY AN NFL HEAD COACH

COACH	TEAM(S)	WINS
<b>Bill Belichick</b>	CLE/NE	<b>31</b>
Tom Landry	Dallas	20
Don Shula	BLT/MIA	19
Andy Reid	KC/PHIL	17
Joe Gibbs	Washington	17
Chuck Noll	Pittsburgh	16

### BEST NFL POSTSEASON WIN PERCENTAGE (MINIMUM 10 GAMES)

HEAD COACH	TEAM	W	L	PCT.
Vince Lombardi	GB/WAS	9	1	.900
Tom Flores	Oakland	8	3	.727
<b>Bill Belichick</b>	CLE/NE	<b>31</b>	<b>12</b>	<b>.721</b>
Bill Walsh	San Francisco	10	4	.714
Joe Gibbs	Washington	17	7	.708
Jimmy Johnson	DAL/MIA	9	4	.692

## POSTSEASON BERTHS

Bill Belichick has led his teams to 18 postseason berths, tied for second all-time among NFL head coaches.

### NFL HEAD COACHES WITH THE MOST POSTSEASON BERTHS

Head Coach	Postseason Appearances
Don Shula	19
<b>Bill Belichick</b>	<b>18</b>
Tom Landry	18

## DIVISION TITLES RECORD

Coach Belichick guided the Patriots to the AFC East title in 2019. His 17 division titles are the most by a head coach in NFL history. Don Shula and Tom Landry are second with 13 titles.

## MOST CONSECUTIVE DIVISION TITLES

Coach Belichick is the first NFL coach to lead his team to 11 consecutive division titles, after claiming the AFC East crown in 2019. Paul Brown (1950-55), Tom Landry (1966-71), Bud Grant (1973-78) and Chuck Noll (1974-79) led their teams to six straight titles.

### NFL COACHES WITH THE MOST CONSECUTIVE DIVISION TITLES

Head Coach	Team	Consec. Div. Titles
<b>Bill Belichick</b>	New England	<b>11 (2009-19)</b>
Paul Brown	Cleveland	6 (1950-55)
Tom Landry	Dallas	6 (1966-71)
Bud Grant	Minnesota	6 (1973-78)
Chuck Noll	Pittsburgh	6 (1974-79)

## CAREER MILESTONE

Coach Belichick is the fourth NFL head coach to reach 250 career regular season victories. His 283 regular season wins are third-most all-time.

## MOST REGULAR SEASON WINS, NFL HEAD COACHES

Head Coach	Team(s)	W	L	T
Don Shula	BLT/MIA	328	156	6
George Halas	Chicago	318	148	31
<b>Bill Belichick</b>	<b>CLE/NE</b>	<b>283</b>	<b>140</b>	<b>0</b>
Tom Landry	Dallas	250	162	6
Curly Lambeau	GB/CHI/WAS	226	132	22
Andy Reid	PH/KC	224	134	1

## CLIMBING THE WINS LADDER

Belichick has 247 career regular season wins with the Patriots, the fourth-most regular season wins with one team among head coaches.

### NFL HEAD COACHES WITH THE MOST REGULAR SEASON WINS WITH ONE TEAM

Coach	Team	W	L	T
George Halas	Chicago	318	148	31
Don Shula	Miami	257	133	2
Tom Landry	Dallas	250	162	6
<b>Bill Belichick</b>	<b>New England</b>	<b>247</b>	<b>96</b>	<b>0</b>
Curly Lambeau	Green Bay	209	104	21





# BILL BELICHICK NEWS & NOTES

## PATRIOTS RENAISSANCE

Once head coach Bill Belichick implemented his coaching design on the Patriots, his approach has given him the best record of any NFL head coach since 2001 (including the postseason).

### NFL COACHES RECORDS SINCE 2001 (MINIMUM 50 GAMES)

Coach	Team(s)	W	L	T	Pct.
<b>Bill Belichick</b>	<b>New England</b>	<b>272</b>	<b>96</b>	<b>0</b>	<b>.739</b>
Tony Dungy	TB/IND	101	41	0	.711
Jim Harbaugh	San Francisco	49	22	1	.688
Sean McVay	L.A. Rams	52	25	0	.675
Bill Cowher	Pittsburgh	70	35	1	.665

## 3X COACH OF THE YEAR

The Associated Press has named Bill Belichick the NFL's Coach of the Year in 2003, 2007 and 2010. He joined Don Shula (four-time winner) and Chuck Knox as the only three-time winners.

## ABOVE THE CENTURY MARK

Bill Belichick has an overall record of 314-152, 162 games above the .500 mark. Belichick, Don Shula and George Halas are the only coaches with 100 more wins than losses.

### COACHES WITH 100 OR MORE WINS THAN LOSSES

Head Coach	Team(s)	W	L	T	Wins above .500
Don Shula	BLT/MIA	347	173	6	174
George Halas	Chicago	324	151	31	173
<b>Bill Belichick</b>	<b>CLE/NE</b>	<b>314</b>	<b>152</b>	<b>0</b>	<b>162</b>

## 500+ FOR 3 STRAIGHT YEARS

Coach Belichick became the first head coach in NFL history to lead his team to three straight 500-point seasons (2010-12) and four overall (2007-589, 2010-518, 2011-513 and 2012-557). St. Louis was the only other team to have done it three times (1999-526, 2000-540, 2001-503).

### BILL BELICHICK'S 500-POINT SEASONS

Season	Points Scored
2007.....	589
2010.....	518
2011.....	513
2012.....	557

## TWO DECADES WITH THE PATRIOTS

The 2021 season is Bill Belichick's 22nd year as head coach of the New England Patriots. He is one of seven to coach one team for at least 20 years.

### 20 YEAR HEAD COACHES WITH ONE TEAM

Head Coach	Years with Team
George Halas.....	40 with Chicago
Curly Lambeau.....	29 with Green Bay
Tom Landry.....	29 with Dallas
Don Shula.....	26 with Miami
Chuck Noll.....	23 with Pittsburgh
Steve Owen.....	23 with N.Y. Giants
<b>Bill Belichick.....</b>	<b>22 with New England</b>

## BETTER THAN AVERAGE

Coach Belichick led the Patriots to 19 straight seasons with a winning record (2001-19), second all-time behind Tom Landry, whose Dallas Cowboys accomplished the feat 20 straight seasons.

### MOST CONSECUTIVE SEASONS WITH A WINNING RECORD

Head Coach	Team	Years
Tom Landry.....	Dallas.....	20 – 1966-85
<b>Bill Belichick.....</b>	<b>New England.....</b>	<b>19 – 2001-19</b>
Curly Lambeau.....	Green Bay.....	14 – 1934-47
Curly Lambeau.....	Green Bay.....	12 – 1921-32
George Halas.....	Chicago.....	10 – 1933-42
John Madden.....	Oakland.....	10 – 1969-78

## DOUBLE-DIGIT WINS

Coach Belichick led New England to 17 consecutive seasons with at least 10 wins, an NFL record.

### MOST CONSECUTIVE 10-WIN SEASONS

Team	Years	Consec. Seasons w/10+ Wins
<b>New England.....</b>	<b>2003-19.....</b>	<b>17</b>
San Francisco.....	1993-98.....	16
Indianapolis.....	2002-10.....	9
Dallas.....	1975-81.....	7

## DIVISIONAL SUCCESS

### HIGHEST WIN PCT. VS. DIVISION OPPONENTS (SINCE 1970 - MINIMUM 60 GAMES)

Head Coach	Team(s)	W	L	T	Win Pct.
George Allen	LAR/WAS	42	18	2	.700
Mike Tomlin	Pittsburgh	58	26	1	.688
Bud Grant	Minnesota	69	31	1	.688
Tom Landry	Dallas	101	46	0	.687
<b>Bill Belichick</b>	<b>CLE/NE</b>	<b>113</b>	<b>52</b>	<b>0</b>	<b>.685</b>

### MOST WINS VS. DIVISION OPPONENTS SINCE 1970

Head Coach	Team(s)	Wins vs. Div. Opponents
Don Shula.....	Miami.....	132
<b>Bill Belichick.....</b>	<b>CLE/NE.....</b>	<b>113</b>
Tom Landry.....	Dallas.....	101
Dan Reeves.....	DEN/NYG/ATL.....	95
Marty Schottenheimer.....	CLE/KC/SD/WAS.....	95



# PATRIOTS OFFENSIVE NOTES

## WR NELSON AGHOLOR



### A DEEP THREAT

• WR Nelson Agholor finished second in the NFL in 2020 by averaging a career-high 18.7 yards per reception.

### 2020 NFL YARDS PER RECEPTION LEADERS (MINIMUM 30 RECEPTIONS)

Player	Team	Rec.	Yds.	Avg.
1. M. Valdes-Scantling	Green Bay	33	690	20.9
<b>2. Nelson Agholor</b>	<b>Las Vegas</b>	<b>48</b>	<b>896</b>	<b>18.7</b>
3. DJ Moore	Carolina	66	1,193	18.1
4. Gabriel Davis	Buffalo	35	599	17.1
5. Breshad Perriman	N.Y. Jets	30	505	16.8

## RB BRANDON BOLDEN

### JERSEY SWAP

• Heading into his 9th season in the league, RB Brandon Bolden announced that he would change jersey numbers. Instead of wearing the familiar No. 38 that he wore previously with New England as well as his one season in Miami in 2018, he will be moving forward in jersey number 25.

• The reason behind the move is in honor of his grandfather Frank Pitts, who wore that number during his time as a pro football player during his 10 seasons with the Kansas City Chiefs, Cleveland Browns and Oakland Raiders.

• “So I was asked ‘Why did I change my number?’ Well, long story short my grandfather wore it for 11 years and I thought it would be best that he at least saw his oldest grandson play in the same number he played in, even though it’s the NFL now and not the AFL he remembers,” Bolden said.

• Pitts was part of the Kansas City Chiefs team that won Super Bowl V and played in the first Super Bowl.



## OL TRENT BROWN

### BACK IN NEW ENGLAND

• When the Patriots acquired Trent Brown in 2021 via trade for the second time, he became the fourth NFL player since 1980 to be traded to the same team multiple times.

### PLAYERS TRADED MULTIPLE TIMES TO SAME TEAM (SINCE 1980)

PLAYER	TEAM	TRADE #1	TRADE #2
Walter White	Arizona	1980	1980
Mark Hermann	Indianapolis	1983	1988
Jerome Harrison	Philadelphia	2010	2011
<b>Trent Brown</b>	<b>New England</b>	<b>2018</b>	<b>2021</b>



## RB DAMIEN HARRIS

### WHAT TO LOOK FOR IN 2021

• Damien Harris averaged 5.04-yards per carry (137 rushing attempts for 691 yards) in 2020, becoming the fourth Patriots player to finish with at least a 5.0-yard average (minimum 100 attempts) in a season. The best back-to-back average in team history was Craig James with a 4.9 average in 1984 followed by a 4.7-yard average in 1985.

### BETTER THAN AVERAGE

• Harris averaged 5.04-yards per carry (137 rushing attempts for 691 yards) in 2020. Four other Patriots have finished with at least a 5.0-yard average (minimum 100 attempts) in a single season. Harris finished 2020 with the fourth-highest single-season rushing average in team history.

### HIGHEST RUSH AVERAGE IN A SEASON/PATRIOTS HISTORY (MINIMUM 100 ATTEMPTS)

Player	Season	Attempts	Yards	Average
Don Calhoun	1976	129	721	5.59
Mosi Tatupu	1983	106	578	5.45
LeGarrette Blount	2013	153	772	5.05
<b>Damien Harris</b>	<b>2020</b>	<b>137</b>	<b>691</b>	<b>5.04</b>
Carl Garrett	1969	137	691	5.04



# PATRIOTS OFFENSIVE NOTES

## QB MAC JONES

### HIGH COMPLETION PCT.

• New England Patriots 2021 first-round draft pick Mac Jones made his first NFL start in the season-opener vs. Miami on Sept. 12 and completed 29-of-39 passes for 281 yards with one touchdown for a completion percentage of 74.4. That is the fourth-highest completion percentage by a rookie in Week 1 since 1970 (min. 10 attempts).



Date	Player	Att.	Comp.	PCT.
09/08/2019	Gardner Minshew (Jacksonville)	25	22	.880
09/13/2015	Marcus Mariota (Tennessee)	15	13	.867
09/10/2018	Sam Darnold (New York Jets)	21	16	.762
<b>09/12/2021</b>	<b>Mac Jones (Patriots)</b>	<b>39</b>	<b>29</b>	<b>.744</b>
09/05/1993	Rick Mirer (Seattle)	27	20	.741

### MAC JONES - FIRST NFL QB WITH 70-PLUS COMPLETION PERCENTAGE IN FIRST TWO GAMES

• Jones followed a 74.4 completion percentage in the opener against Miami by completing 73.3 percent of his passes (22-of-30 passes) for 186 yards at the NY Jet. He is the first quarterback with a 70-plus completion percentage in each of his first two games (min. 10 attempts in each game). He has now completed over 70 percent of his passes in five of his first seven NFL games.

### JONES COMPLETES 19 CONSECUTIVE PASSES TO TIE TEAM MARK

Jones completed 19 straight passes during a stretch from the second quarter to the fourth quarter vs. Tampa Bay on Oct. 3, tied for the longest streak in team history. Tom Brady had a streak of 19 consecutive passes in Week 1 of the 2015 season vs. Pittsburgh on Sept. 10, 2015. The streak of 19 consecutive completions is the most by a rookie in at least the last 40 years.

### MAC JONES TIES RECORD FOR MOST COMPLETIONS BY A ROOKIE IN FIRST FIVE STARTS

Mac Jones tied Joe Burrow (135 completions in 2020) for the most completions by a rookie quarterback in his first five starts in NFL history.


### ROOKIE QUARTERBACKS WITH THE MOST COMPLETIONS IN THEIR FIRST FIVE STARTS

Player	Team	Season	Completions
<b>Mac Jones</b>	<b>Patriots</b>	<b>2021</b>	<b>135</b>
Joe Burrow	Cincinnati	2020	135
Kyler Murray	Arizona	2019	126
Justin Herbert	L.A. Chargers	2020	124

## WR JAKOBI MEYERS

### WHAT TO LOOK FOR IN 2021

• WR Jakobi Meyers (126 receptions for 1,478 yards) has the most career receptions and receiving yards by any undrafted Patriots receiver that began his career with the team. His 59 receptions for 729 yards in 2020 were also the most in a single season by a rookie free agent that was originally signed by the team. He will look to add to that total during the 2021 season.



### A SPECIAL BIRTHDAY PERFORMANCE

• Meyers set career highs on his 24th birthday (11/09/20) with 12 receptions for 169 yards in a win over the New York Jets. The 12 receptions were the most by a Patriot since Julian Edelman caught 13 passes at Miami on Dec. 15, 2013.

### MEYERS MAKES HIS MARK

• Meyers has the most receptions and receiving yards for any undrafted player who signed with the Patriots as an undrafted free agent.

### MOST RECEPTIONS & YARDS BY AN UNDRAFTED PATRIOT

Player	Seasons	Rec.	Yds	Avg.	TDs
<b>Jakobi Meyers</b>	<b>2019-21</b>	<b>126</b>	<b>1,478</b>	<b>11.7</b>	<b>0</b>
Brandon Bolden	2012-17, 19	56	484	8.6	3
Will Moore	1995-96	46	539	11.7	1
Ray Crittenden	1993-94	44	672	15.3	4
Kenbrell Thompkins	2013-14	38	519	13.7	4

### MOST RECEPTIONS & YARDS BY AN UNDRAFTED PATRIOT (SINGLE SEASON)

Player	Season	Rec.	Yds	Avg.	TDs
<b>Jakobi Meyers</b>	<b>2020</b>	<b>59</b>	<b>729</b>	<b>12.4</b>	<b>0</b>
Will Moore	1995	43	502	11.7	1
<b>Jakobi Meyers</b>	<b>2021</b>	<b>41</b>	<b>390</b>	<b>9.5</b>	<b>0</b>
Kenbrell Thompkins	2013	32	466	14.6	4
Ray Crittenden	1994	28	379	13.5	3
<b>Jakobi Meyers</b>	<b>2019</b>	<b>26</b>	<b>359</b>	<b>13.8</b>	<b>0</b>

### MEYERS USING HIS ARM

• Meyers threw two touchdown passes in 2020. He completed a 24-yard touchdown pass to RB Rex Burkhead vs. Baltimore (11/15) and a 19-yard touchdown pass to QB Cam Newton vs. N.Y. Jets (1/3). Overall, Patriots wide receivers completed four passes in 2020. WR Julian Edelman also completed two passes. The four pass completions by wide receivers are the most in team history. They have three so far in 2021.

### MULTIPLE TDS FROM JAKOBI

• Meyers (two touchdown passes) became the third Patriots wide receiver to throw a touchdown pass under head coach Bill Belichick. David Patten threw a 60-yard touchdown pass on Oct. 21, 2001, at Indianapolis and WR Julian Edelman threw a 15-yard touchdown pass to WR Phillip Dorsett at Philadelphia on Nov. 17, 2019. Kendrick Bourne became the fourth to do so with a 25-yard touchdown to WR Nelson Agholor vs. N.Y. Jets on Oct. 24, 2021.



# PATRIOTS OFFENSIVE NOTES

## JAKOBI JOINS ELITE CLUB

• Meyers, who threw touchdown passes in Weeks 10 and 17 in 2020, became the fourth wide receiver with two touchdown passes in a single season in the Super Bowl era, joining Rod Gardner (2003), Antwaan Randle El (2010) and Odell Beckham Jr. (2018).

## JAKOBI MEYERS COMPLETES TWO PASSES IN ONE GAME

• Meyers completed two passes vs. Tampa Bay on Oct. 3, 2021. He caught a backwards pass from QB Mac Jones and then threw across the field to RB Brandon Bolden, who managed a 15-yard gain in the second quarter. He completed a 30-yard pass to WR Nelson Agholor in the fourth quarter on a flea flicker. The only other wide receiver to complete two passes in single game for New England was Julian Edelman vs. Denver on Oct. 18, 2020. The only other non-quarterbacks to complete two passes in a game for New England were running backs – Dick Christy on Nov. 18, 1960 vs. Dallas Texans and Andy Johnson on Sept. 6, 1981 vs. Baltimore Colts.

## PERFECT PASSER RATING

• Meyers has completed 4-of-4 passes for 88 yards with two touchdown passes for a perfect 158.3 passer rating in his career.

## MEYERS PASSES - REGULAR SEASON

- Nov. 15, 2020 vs. Baltimore – 1-for-1 for a 24-yard touchdown to RB Rex Burkhead (second quarter)
- Jan. 3, 2021 vs. N.Y. Jets – 1-for-1 for a 19-yard touchdown to QB Cam Newton (third quarter)
- Oct. 3, 2021 vs. Tampa Bay 2-for-2 for 45 yards (15 yards to RB Brandon Bolden (second quarter) and 30-yards to WR Nelson Agholor (fourth quarter).

## POSITIONAL SWITCH AND A CHANCE MEETING

• Jakobi Meyers and Cam Newton were teammates in 2020, but the wide receiver and former quarterback looked up to Newton and had a chance meeting with him while at an impressionable age. “When I was younger in high school, I made [Newton’s] 7-on-7 team – his all-star team – and we traveled to Florida to play in a league,” Meyers said. “We ended up losing, but it was still a great experience. It was a good experience to meet Cam when I was very young. A lot of guys where I come from look up to him, so that was definitely a once-in-a lifetime opportunity for me.”

## 6 SHAQ MASON

## A FAMOUS NAMESAKE

• A noted sports fan and basketball enthusiast, Shaq’s mother, Alicia McGuire, named her son Shaquille Olajuwon Mason in 1993 after her two favorite NBA stars at the time, Shaquille O’Neal and Hakeem Olajuwon. The Tennessee native had the opportunity to meet one of his namesakes at a Memphis Grizzlies game while O’Neal was a member of the Miami Heat, receiving a special meet-and-greet and having his jersey signed.





# PATRIOTS DEFENSIVE NOTES

## LB JA'WHAUN BENTLEY

### 2020 ACCOMPLISHMENTS

- LB Ja'Whaun Bentley set single-season career-highs with 91 tackles and 1½ sacks in 2020.



Ja'Whaun and his family were homeless starting his freshman year of high school, living with one set of grandparents, then the other, then an aunt. Ja'Whaun and his brother slept on couches and floors at times over the course of several years. Once Ja'Whaun entered the NFL, he was able to secure permanent housing for his family.

## LB JAMIE COLLINS SR.

### PATH TO THE NFL

- The road to the NFL was anything but easy for linebacker and 2013 second-round draft pick Jamie Collins Sr. The youngest of five siblings growing up in Quentin, Miss., Collins Sr. lost both of his parents when he was six years old and was raised by one of his sisters. Collins Sr. turned to football as an outlet to help him through the tough times.
- "It means a lot. It's my living," Collins Sr. told the Boston Herald. "It kept me on track." Collins Sr.'s resiliency in dealing with adversity has made a lasting impact on fellow Mississippi native and former Patriots teammate Stevan Ridley, who grew up 30 miles west of Meadville in Natchez, Miss., and got to know Collins through a family friend.
- "What I've known about him, he really has been a strong person," Ridley told the Herald in 2013. "Anybody that's gone through the things that he's gone through and still finds a way to be successful on the football field, you have to be mentally tough. That's what he's kind of done as a teammate here. He's come in here and accepted his role and done a pretty good job as a rookie."

### SACKS AND PICKS

- Since entering the NFL in 2013, Collins is the player in the NFL with at least 25 sacks and 10 interceptions. Collins has accumulated 25 ½ sacks and 11 picks during his career. He is the first player to accomplish the feat within his first 100 career games.

## LB DONT'A HIGHTOWER

### WINNER ON MULTIPLE LEVELS

- Dont'a Hightower (three Super Bowl championships and two national titles at Alabama) and Russell Maryland (two national championships at Miami and three Super Bowl Championships with Dallas) are the only two players in NFL history with at least two national championships and two Super Bowl wins.

### MR. FEBRUARY

- Hightower has made two Super-Bowl altering plays during his career and was part of a record-setting performance in another. Head coach Bill Belichick referred to Hightower as "Mr. February" at the team's Super Bowl LIII ring ceremony.
- In Super Bowl XLIX vs. Seattle, Hightower made a crucial tackle on Seahawks RB Marshawn Lynch at the 1-yard line the play before CB Malcolm Butler intercepted Seattle QB Russell Wilson to seal the victory in the waning moments.
- New England trailed the Atlanta Falcons, 28-12, midway through the fourth quarter when Hightower strip-sacked Falcons QB Matt Ryan at the Atlanta 25-yard line. The fumble was recovered by the Patriots and the turnover led to a touchdown that helped spark the record comeback in Super Bowl LI.
- Led a defensive unit in the Super Bowl LIII win over the L.A. Rams (2/3/19). Hightower recorded two sacks and a pass defended as part of a stifling defense that became the second team in Super Bowl history to hold its opponent to just three points.





# PATRIOTS DEFENSIVE NOTES

## DB J.C. JACKSON

### WHAT TO LOOK FOR IN 2021

- J.C. Jackson led the Patriots with nine interceptions in 2020. Asante Samuel set the team record for most interceptions in consecutive seasons with 16. Samuel picked off 10 passes in 2006 and six in 2007.
- Jackson has 20 interceptions since 2018, tied for the most in the NFL over that span with the Miami's Xavien Howard.
- Jackson led the NFL with 11 takeaways in 2020. From 2019-20, Jackson had a total of 16 takeaways, tied with Ron Hall (1963-64) and Asante Samuel (2006-07) for the best two-year total in New England. The Patriots record for most takeaways in a three-year span is 22 by Ron Hall (1964-66 - (20 interceptions in two fumble recoveries).



### ACTION JACKSON

- J.C. Jackson is tied with Miami's Xavien Howard for the most interceptions since he entered the NFL as a rookie free agent in 2018 with a total of 20 interceptions. He has three games with two interceptions, most recently at the New York Jets on Sept. 19, 2021. Jackson led the NFL in 2020 with 11 total takeaways (nine interceptions and two fumble recoveries).

### MOST INTERCEPTIONS SINCE 2018

Player	Team	Interceptions
J.C. Jackson	New England	20
Xavien Howard	Miami	20
Tyrann Mathieu	HOU/KC	14
Justin Simmons	Denver	13
Quandre Diggs	DET/SEA	13
Kevin Byard	Tennessee	12

### EXCLUSIVE INT CLUB

- Jackson became the fifth Patriot and first since Asante Samuel (2006-07) to net at least five interceptions in consecutive seasons. Jackson totaled five interceptions last year and had nine in 2020. He is the only NFL player to have at least five picks in the last two seasons.

### MOST CONSECUTIVE SEASONS WITH 5+ INTERCEPTIONS

Player	INTs (Year)	INTs (Year)	INTs (Year)
Ron Bolton	6 (1973)	7 (1974)	5 (1975)
Mike Haynes	8 (1976)	5 (1977)	6 (1978)
J.C. Jackson	5 (2019)	9 (2020)	
Raymond Clayborn	5 (1979)	5 (1980)	
Asante Samuel	10 (2006)	7 (2007)	

### JACKSON SETS TEAM PICK RECORD

- Jackson set a team record in the win over Baltimore (11/15/20) with an interception in his fifth consecutive game. Devin McCourty and Mike Haynes held the previous record with picks in four straight games.

### MOST CONSECUTIVE GAMES WITH AN INT IN PATRIOTS HISTORY

- 5- J.C. Jackson (10/18/20 – 11/15/20)
- 4- Devin McCourty (09/08/19 – 09/29/19)
- 4 - Mike Haynes (11/07/76-11/28/76)

### JACKSON TAKETH AWAY

- With fumble recoveries in back-to-back contests in Weeks 3 & 4, followed by an interception in five consecutive games, Jackson had a takeaway in seven straight contests in 2020. That mark is a franchise record and is one short of the NFL record for most consecutive games with a takeaway.

### MOST CONSECUTIVE GAMES WITH A TAKEAWAY (SINCE 1970 MERGER)

Player	Team	Season	Games
Mark Murphy	Washington	1980	8
Al Richardson	Atlanta	1981	8
J.C. Jackson	New England	2020	7
Chris Dishman	Houston Oilers	1991	7

### J.C. HAS TAKEAWAY RECORD UNDER BELICHICK

- DB Ron Hall set a Patriots franchise record in 1964 with 13 takeaways (11 interceptions & two fumble recoveries) in a single season. J.C. Jackson recorded nine interceptions and recovered two fumbles for an NFL-leading 11 takeaways in 2020. He passed CB Asante Samuel (10 interceptions) for the record for most takeaways in a single season under Bill Belichick as Patriots head coach. His nine interceptions were tied for third-most in a single season in team history.

### MOST TAKEAWAYS BY A PATRIOT UNDER BILL BELICHICK

Player	Year	Takeaways	Interceptions	Fumble Recoveries
J.C. Jackson	2020	11	9	2
Asante Samuel	2006	10	10	0
Kyle Arrington	2011	8	7	1

### MOST INTS IN A SINGLE SEASON IN PATRIOTS HISTORY

Player	Season	Interceptions
Ron Hall	1964	11
Asante Samuel	2006	10
J.C. Jackson	2020	9
Ty Law	1998	9
Ronnie Lippett	1986	8
Mike Haynes	1976	8

### J.C. JACKSON HAS A PICK AGAINST JETS FOR FOURTH STRAIGHT GAME

J.C. Jackson registered his first interception of the 2021 season when he intercepted a Zach Wilson pass in the first quarter to give the Patriots a first down at the Jets 35-yard line at the NY Jets (9/19). It was his third straight pick against the Jets after intercepting a pass in both Jets games in 2020. He also picked off a pass in the second Jets game (10/24) for his fourth straight game against the Jets with a pick to join Baltimore's Eric Waddle, who had four interceptions against Cleveland (2016-17) as the last player to accomplish the feat.

### JACKSON HAD TWO PICKS IN A GAME FOR THIRD TIME IN HIS CAREER

Jackson had a second pick later in the second quarter against the Jets (9/19). It is the third time in his career that he has had two interceptions in a game. He had two picks at Buffalo on Sept. 29, 2019 and two picks at Cincinnati on Dec. 15, 2019.



# PATRIOTS DEFENSIVE NOTES

## LB MATTHEW JUDON



### REPRESENTING FAMILY

• Matthew Judon wore jersey #99 during his five seasons with the Baltimore Ravens but chose jersey #9 upon joining New England in 2021.

• Said Judon, "I'm one of 10 children, so I got nine siblings. Every time I go out there, I represent them. I like nine. That's one of the reasons I rock it. Ninety-nine was taken, so I chose to use the new rule and getting on it."

### LB MATT JUDON HAS EIGHTH TWO-SACK GAME; SECOND OF THE 2021 SEASON

• LB Matt Judon had two sacks in a three-play sequence in the second quarter at Houston (10/10/21) to run his total to 6 ½ sacks for the season. It is the 8th time in his career that he has had a multi-sack game and second time in 2021. He had 2 ½ sacks vs. New Orleans on Sept. 26. His career-best is 3 sacks vs. Oakland on Nov. 25, 2018, when he played for Baltimore. His best season total is 9 ½ sacks in 2019. In 2020, DL Chase Winovich led the team with 5 ½ sacks.

### JUDON SETS TEAM RECORD FOR MOST SACKS IN FIRST FIVE GAMES

• Judon set a team record with 6 ½ sacks through the first five games. The previous record was 5 ½ sacks by Chandler Jones in 2015 and Andre Tippett in 1984.

**MATT JUDON**

**6.5 SACKS**

THE MOST THROUGH THE PATRIOTS FIRST FIVE GAMES OF A SEASON

PREVIOUS WAS 5.5 BY ANDRE TIPPETT (1984) AND CHANDLER JONES (2015)

FOREVER NEW ENGLAND

## DB DEVIN McCOURTY



### WHAT TO LOOK FOR IN 2021

- Devin McCourty is sixth all-time in New England history with 35 total takeaways. He needs five total takeaways to join Raymond Clayborn (44), Fred Marion (42) and Ty Law (40) as the only players in team history with 40 total takeaways.
- McCourty enters 2021 tied with Ty Law for second-most Pro Bowl invitations as a Patriots defensive back with four. Only CB Mike Haynes (6) had more Pro Bowl nods as a Patriots defensive back.
- McCourty tied for fourth in the NFL with five interceptions in 2019, his third career season with five-plus interceptions. That mark tied Marcus Peters and Earl Thomas for most seasons with five-plus interception seasons since 2010. Additionally, McCourty's 28 regular season interceptions since he entered the league in 2010 are tied for the sixth-most in the NFL over that span.
- McCourty has played in 178 career regular season games. If he plays in all 16 games in 2021 he will have played in the 10th-most games in New England history.

### 2021 ACCOMPLISHMENTS

- McCourty had his first pick of the season at the NY Jets (9/19) and moved into a tie for third place on the Patriots all-time interception list with Ron Hall, Roland James and Fred Marion with 29, behind Ty Law (36) and Raymond Clayborn (36).
- McCourty now has 515 interception return yards in his regular season career and became the third Patriot with 500 return yards at the NY Jets (9/19).



**HAS STARTED EVERY GAME THAT HE HAS PLAYED.**



**FOUR-TIME PRO BOWL SELECTION**

**1 OF 7**

**PLAYERS IN NFL HISTORY TO START IN AT LEAST FIVE SUPER BOWLS**

**11**

**HAS BEEN VOTED A TEAM CAPTAIN 10 TIMES.**



# PATRIOTS DEFENSIVE NOTES

## NFL INTERCEPTION LEADERS SINCE 2010

Player	Team(s)	Interceptions
Richard Sherman	SEA/SF/TB	36
Reggie Nelson	CIN/OAK	31
Marcus Peters	KC/LAR/BAL	31
Earl Thomas III	SEA/BAL	30
<b>Devin McCourty</b>	<b>New England</b>	<b>29</b>
Joe Haden	CLE/PIT	29
Patrick Peterson	Arizona/Minnesota	28
Harrison Smith	Minnesota	28
Brent Grimes	ATL/MIA/TB	26
Aqib Talib	TB/NE/DEN/LAR/MIA	26
Janoris Jenkins	NY Giants/Stl/NO/TEN	26

## MOST TAKEAWAYS IN PATRIOTS HISTORY

Player	Total Takeaways
Raymond Clayborn	44 (36 INT, 8 opp rec)
Fred Marion	42 (29 INT, 13 opp rec)
Ty Law	40 (36 INT, 4 opp rec)
Roland James	36 (29 INT, 7 opp rec)
<b>Devin McCourty</b>	<b>35 (29 INT, 6 opp rec)</b>
Mike Haynes	35 (28 INT, 7 opp rec)

## THE MOST IMPORTANT ABILITY IS AVAILABILITY

- McCourty has played the most defensive snaps since he entered the NFL in 2010 with 10,875 defensive snaps. Malcolm Jenkins (New Orleans and Philadelphia) is second with 10,788 defensive snaps.

## MCCOUR-TD

- McCourty has four career touchdowns following return of a blocked field goal for a touchdown at L.A. Chargers (12/6/20) and his 43-yard interception return for a touchdown at Seattle (9/20/20). McCourty also had an 84-yard interception return for a touchdown at Buffalo in 2018 and a 104-yard kickoff return vs. N.Y. Jets in 2012.

## DOUBLE TROUBLE

- After being selected by the Patriots in the first round of the 2010 NFL Draft, Devin McCourty became part of a select group in league history. McCourty's identical twin brother, Jason, joined the Patriots in 2018 (now with Miami). The two became the 12th set of twins to play in the NFL. In the 2018 season opener, Devin and Jason became the first set of twins to play together on the same NFL team since 1926 when Gene and Tom Golsen suited up together for the Louisville Colonels.

- Devin became the second twin to suit up for the Patriots, after CB Kato Serwanga was a member of the team from 1998-2000. His twin brother, Jason, played for San Francisco and Minnesota from 1999-2001. According to McCourty's mother, the two can only be told apart by tiny scars on their faces left by chickenpox.

## IN GOOD COMPANY

- Devin McCourty earned Associated Press All-Pro Second Team honors at safety in 2013 and 2016. He also earned Second Team All-Pro Honors as a rookie in 2010 when he played cornerback. McCourty joined Pro Football Hall of Famers Rod Woodson and Ronnie Lott as the only NFL players to earn All-Pro honors at both safety and cornerback.

## BROTHERS IN ARMS

- Devin and Jason McCourty have seen first-hand the effects of sickle cell disease. Both their aunt and uncle lived with the disease while their father carried the trait. Devin and Jason partnered with Embrace Kids Foundation to form their own "Tackle Sickle Cell" campaign aiming to educate the public, increase blood donations and raise money and awareness for the fight against sickle cell disease. Devin's work with the local Boston Children's Hospital has helped advance research of the disease with doctors now as close as they've ever been to a cure.



## DB ADRIAN PHILLIPS

### VERSATILITY

- "I'm one of the guys that when you ask me what position I play, I say 'defense.' I want to be able to line up everywhere, and most importantly, I want to be able to produce everywhere."



- Began his career in 2014 in San Diego focusing on special teams and was selected to his first Pro Bowl in 2018 as a special teamer.

- Started all 16 games at safety last year for the Patriots and led the team in tackles with a career-high 107.

- Of his 746 snaps last season, Phillips saw 473 snaps in the box and 163 snaps off the edges.

## DL DEATRICH WISE JR.

### WISE UP & CO. FOUNDATION

- Wise Up & Co. is a foundation started by Patriots defensive lineman Deatrich Wise Jr. and his brothers, Daniel and Solomon Wise. The brothers started the Foundation to leverage their name off the field with the aim to have a positive impact on the community.



- Deatrich has been a community pillar by supporting organizations that share the same mission, to assist youth, fight hunger, and celebrate individuality. He has been involved with Big Brothers, Big Sisters and on a yearly basis, runs a Thanksgiving and Christmas drive to support those in the local Massachusetts community.
- To support the Wise Up & Co. Foundation or to find out more, scan the QR code.







**KYLE VAN NOY**  
**VAN NOY VALOR**  
**FOUNDATION**

[www.vannoyvalorfoundation.org](http://www.vannoyvalorfoundation.org)



### VAN NOY VALOR FOUNDATION

The Van Noy Valor Foundation was created in 2014 by Kyle and Marissa Van Noy. Their inspiration to start their own foundation came from their love of helping adopted, foster, and disadvantaged youth who are in need. Kyle was adopted as a baby, as well as Marissa’s father and little brother. The Van Noy Valor Foundation strives to provide opportunities to encourage personal valor in youth by giving them resources and tools to grow, which will teach the youth to armor themselves for success. The Van Noy’s believe that children are 100% of our future and know the importance of providing resources to help children reach their full potential starting from a young age.

#### OUR MISSION

Encouraging personal valor in the lives of adopted children, those in foster care and disadvantaged youth by arming them with success through resources, mentors and opportunities.

#### OUR PURPOSE

Arming adopted, disadvantaged and foster children for success.

### INITIATIVES

#### VAN NOY VALIANT KNIGHTS

The Van Noy Valiant Knights program is the premier academic internship and scholarship program for students aging out of foster care. In 2021, two lucky college students will get paid internships with Thought Industries.

Valiant Knights are students who have aged out of the foster care system and are pursuing their dreams through postsecondary education and work experience. They exhibit a high potential for impact as demonstrated through a proven track record of leadership, the continued pursuit of education and the commitment to their resources to service beyond self.

What makes a Valiant Knight?

Our Knights adhere to the highest ethical standards and conduct, honor commitments and treat people with kindness, compassion, trust and respect.

#### A VERY VAN NOY CHRISTMAS

Kyle & Marissa host financially at-risk foster families to provide them with the gift of Christmas. Children are gifted toys and custom Build-A-Bears as the Van Noy’s look to spread some Christmas cheer. Each family receives a live Christmas tree complete with decorations and lights, a custom Van Noy Valor Foundation ornament, a Polar Express book, and a gift card for groceries. The families and children also get to experience “A Very Van Noy Christmas Wonderland” complete with Santa, cookie decorating, a live DJ, and other holiday activities.

### FUTURE EVENTS

The Van Noy Valor Foundation will host two events this holiday season!

**Patriots of Valor Gala**  
Monday, November 29, 2021

**The Van Noy Valor Christmas Tree Giveaway**  
Friday, December 3, 2021

For more information or to keep up to date with the Van Noy Valor Foundation, scan the QR Code.





# PATRIOTS SPECIAL TEAMS NOTES

## P JAKE BAILEY

### BAILEY SETS TEAM RECORD

• Jake Bailey finished first in the NFL with 45.6 net yards per punt in 2020, a new single-season team record. The previous record was 41.5 by Zoltan Mesko in 2011. His gross punt average of 48.7 is also a team record, besting the 46.5 gross average by Mesko in 2011. His 45.6 net yards per punt is second all-time in NFL history in a single season to the 46.0 net average by Johnny Hekker in 2016 with the Rams.

### DIMINISHING [PUNT] RETURNS

• Bailey's punting in 2020 allowed a total of just 71 punt return yards on 12 returns. It is the fewest punt return yards allowed by the Patriots in team history and the sixth-fewest punt return yards allowed in a season in NFL history. The 12 punt returns allowed are second in NFL history and team history to the 11 by New England in 2008.

### FEWEST PR YARDS ALLOWED IN A 16-GAME SEASON

Season	Team	PR Yards Allowed
2020	New Orleans	46
2008	Atlanta	49
1991	Buffalo	53
1997	Atlanta	55
2018	New Orleans	60
2020	New England	71

### FEWEST PR YARDS ALLOWED IN TEAM HISTORY

Season	PR Yards Allowed
2020.....	71
2007.....	75
2017.....	105
2001.....	124
2016.....	134
1973.....	152

### FEWEST PUNT RETURNS ALLOWED IN A 16-GAME SEASON

Season	Team	Punt Returns Allowed
2008	New England	11
2020	New England	12
2018	New Orleans	12
2018	L.A. Rams	12
2007	New England	14

## DB JUSTIN BETHEL



### WHAT TO LOOK FOR IN 2021


• Justin Bethel has reached double-digit special teams tackles in each of his nine NFL seasons, and will try to reach 10 straight in 2021. Bethel led the team with 14 special teams tackles in 2020.

## WR GUNNER OLSZEWSKI

### WHAT TO LOOK FOR IN 2021

• Gunner Olszewski will attempt to become the first New England player to lead the NFL in two straight years in punt return average and the first NFL player to do so since Devin Hester led the NFL in 2010 and 2011.

• Olszewski will look to become the first NFL player to average 17.0-yards per punt return or more in back-to-back seasons. Devin Hester owns the best mark with a 17.1-yard average in 2010 followed by 16.2-yard average in 2011. He is currently third in the NFL with an 11.1-yard punt return average so far in 2021.



### PUNT RETURN RECORD

• WR Gunner Olszewski finished first in the NFL with a 17.3-yard punt return average (20 returns for 346 yards and one touchdown) in 2020. It is the highest return average in Patriots history and the second-highest in the NFL since 1970. Julian Edelman had the highest average in a season at 15.5 in 2012. Olszewski is the fourth Patriots player to lead the league in punt return average. Danny Amendola led the NFL with a 12.0-yard average in 2015, Troy Brown led in 2001 with a 14.2-yard average and Irving Fryar tied for the NFL lead with a 14.1-yard average in 1985.

### HIGHEST PUNT RETURN AVERAGE IN A SINGLE SEASON (SINCE 1970 MERGER) (MIN. 20 RETURNS)

Player	Team	Season	PR Avg.
Leodis McKelvin	Buffalo	2012	18.7
Gunner Olszewski	New England	2020	17.3
Devin Hester	Chicago	2010	17.1

### OLSZEWSKI SCORES FIRST NFL TD ON A PUNT RETURN

• WR Gunner Olszewski scored his first NFL touchdown on a 70-yard punt return at the L.A. Chargers on Dec. 6, 2020. It was the first punt return for a touchdown for New England since WR Julian Edelman returned a punt 84 yards vs. Denver on Nov. 2, 2014. Olszewski's return came on the heels of an 82-yard punt return for a touchdown that was called back due to a penalty in the previous game.

### NO. 2 ON SINGLE GAME LIST

• Olszewski finished with 145 punt return yards in the win at the L.A. Chargers (12/6/20), the second-most ever by a Patriot in a single game.

### MOST PR YARDS IN A SINGLE GAME IN PATRIOTS HISTORY

Player	Game	PR Yards
Mike Haynes.....	vs. Buffalo - Nov. 7, 1976.....	156
Gunner Olszewski....	at L.A. Chargers - Dec. 6, 2020.....	145

### GUNNER GOES LONG TWICE

• Olszewski scored on a 70-yard punt return touchdown and had a 61-yard return in the Patriots win at the L.A. Chargers on Dec. 6, 2020. He is the first player in Patriots history with two punt returns of at least 60 yards in a single game and the first NFL player to do so since Indianapolis RB Nyheim Hines had 84 and 71-yard punt return touchdowns vs. Carolina on Dec. 22, 2019. Before Olszewski, the two longest punt returns in a single game for the Patriots was Julian Edelman on Nov. 18, 2012, vs. Indianapolis with a 68-yard punt returned for a touchdown and a 49-yard return.



# PATRIOTS SPECIAL TEAMS NOTES

## MULTIPLE LONG PUNT RETURNS IN A SINGLE GAME IN PATRIOTS HISTORY

Player	Opponent	Date	PR Yards	Returns
Gunner Olszewski	at L.A. Chargers	12/6/20	131	70t, 61
Julian Edelman	vs. Indianapolis	11/18/12	117	68, 49

## GAME BALL TO GUNNER

Olszewski scored his first touchdown reception on a career-long 38-yard pass in the win at the L.A. Chargers on Dec. 6, 2020. Olszewski joined Julian Edelman (vs. Denver in 2014 and vs. Indianapolis in 2012), Stanley Morgan (vs. Baltimore in 1979) and Irving Fryar (vs. Indianapolis in 1985) as the only Patriots with a punt returned touchdown and a touchdown reception in the same game.

## WR MATTHEW SLATER

### WHAT TO LOOK FOR IN 2021

- Matthew Slater has earned an NFL record nine special teams Pro Bowl invitations and will look to add to that in 2021.
- Slater entered his 14th season with the Patriots in 2021, tied with Stephen Gostkowski, Bruce Armstrong and Steve Nelson for the fourth-most in team history, behind the 15 by Troy Brown and Julius Adams, the 16 by Steve Grogan and the 20 by Tom Brady.



Slater has played in 196 regular season games. If he plays in all 16 games in 2021 he will reach 205, the fourth-most in team history and will be one of five players to play in 200 regular season games for the Patriots.

### 2020 ACCOMPLISHMENTS

Slater earned his ninth Pro Bowl invitation in 2020, extending his NFL record for most Pro Bowl selections as a special teamer. Slater is now tied with John Hannah (1976, 78-85) for second-most Pro Bowl selections as a Patriot with nine. Tom Brady holds the franchise record with 14.

### LIKE FATHER LIKE SON

Slater is one of 10 sons of Hall of Fame members to be drafted in NFL history.

### HALL OF FAME FATHERS WITH SONS DRAFTED IN THE NFL

**Jackie Slater (class of 2001) – son, Matthew Slater (NE)**

Bobby Bell (class of 1983) – son, Bobby Bell (NYJ)

Tony Dorsett (class of 1994) – son, Anthony Dorsett (HOU)

Bob Griese (class of 1990) – son, Brian Griese (DEN)

Russ Grimm (class of 2010) – son, Cody Grimm (TB)

Howie Long (class of 2000) – sons Chris Long (STL) and Kyle Long (CHI)

Bruce Matthews (class of 2007) – son, Jake Matthews (ATL)

Don Shula (class of 1997) – son, Mike Shula (TB)

Kellen Winslow (class of 1995) – son, Kellen Winslow (CLE)

### PRO BOWL RECORD

Slater has earned nine Pro Bowl invitations (2011-17, 19-20) as a special teams player. He passed Steve Tasker (1987, 90-95) for the most special teams Pro Bowl honors in NFL history last year. Slater is also the only special teams player to earn seven consecutive Pro Bowls, which he did from 2011-17.



### ALL-STAR COMBINATION

Slater was voted to the Pro Bowl for seven straight seasons from 2011-17 and two more from 2019-20. Those nine selections are two more than the seven that his father earned with the L.A. Rams. The Slater family's 16 combined Pro Bowls are the second-most among father-son contingents to have been voted to at least one Pro Bowl each.

### MOST FATHER AND SON PRO BOWL SELECTIONS

Players	Pro Bowls
Archie (2), Peyton (14) and Eli Manning (4)	20
Jackie (7) and Matthew Slater (9)	16

### ELECTED TEAM LEADER

Slater has been named to nine Pro Bowls (2011-17, 19-20) for his special teams work, but perhaps more revealing of his value to New England is the fact that he was elected a captain by his teammates for the 11th straight season in 2021.

The special teams ace shared what it means to be a captain with high school football players in a story published by *The Boston Globe*. "You have to be able to put others before yourself. Being a captain and leadership is about serving, and to me, that means a great deal of sacrifice – putting aside personal agendas for the greater common goal. Leadership is equated with sacrifice. I think you have to be willing to do whatever it takes for the unit to succeed. I think you need to lead by example. A lot of times, it's about what you do, not what you say."

### SLATER'S EMERGENCE WAS SPECIAL

Bill Belichick acknowledged Matthew Slater's role as a gunner on special teams: "Matt is one of the best in the league," Belichick said. "Any time the punt return team has to double somebody, that makes it one less guy they can use somewhere else in the return. He almost always draws two guys out there unless they're in an eight-man rush. Most of the time, there's two guys out there – fourth-and-short, where they're trying to protect the box – but he draws a lot of double teams, and deservedly so. He does an outstanding job of covering punts."

### SLATER'S SCORE

During a 2007 game against Arizona State, UCLA's Matthew Slater returned a kickoff 89 yards for the final touchdown of his collegiate career. In the Patriots 16-10 win over Buffalo on Sept. 29, 2019, DB J.C. Jackson blocked a punt, which Slater returned 11 yards for his first NFL touchdown, 12 seasons after his last touchdown.



HAS EARNED 9 SPECIAL TEAMS PRO BOWL INVITES, THE MOST FOR A SPECIAL TEAMS PLAYER IN NFL HISTORY

### LONGEST TENURED PLAYER ON THE PATRIOTS.

1 OF 10 SONS OF HALL OF FAMERS TO BE DRAFTED IN THE NFL

11

HAS BEEN VOTED A TEAM CAPTAIN FOR 11 STRAIGHT SEASONS.





# PATRIOTS SPECIAL TEAMS NOTES

## K NICK FOLK



### LOCAL LINEAGE

Nick Folk's mother is a direct descendant of William Bradford, a founder, settler and long-time governor of the Plymouth Colony settlement. Bradford was also a passenger on the *Mayflower's* original voyage to America.

### FOLK HERO

Folk kicked his second game-winning field goal as time expired in 2020, connecting on a 50-yard field goal against Arizona (11/29/20)

to give the Patriots a 20-17 win. He had a 51-yard game-winning field goal as time expired at the New York Jets on Nov. 9, 2020 to give the Patriots a 30-27 victory. He is the first NFL kicker with two game-winning field goals as time expired in a single season. Overall, he has three game-winning field goals as time expired. He also kicked a 53-yard field game-winning field goal as time expired at Buffalo on Oct. 8, 2007, when he was a rookie with the Dallas Cowboys.

### FOLK DIGS THE LONG BALL

Folk's 50-yard game-winning field goal vs. Arizona (11/29/20) was the second-longest game-winning field goal with no time left in Patriots history, behind the 51-yarder he hit at N.Y. Jets (11/9). The previous long was 48 yards by Adam Vinatieri in Super Bowl XXXVI vs. the St. Louis Rams.

### NICK FOLK SETS TEAM RECORD FOR CONSECUTIVE FIELD GOALS

K Nick Folk set the team record with 33 consecutive field goals after connecting on field goals of 46, 49, 32 and 26 yards at the New York (9/19/21) and extended that mark to 36 straight field with a 27-yarder vs. Tampa Bay before missing a 56-yarder in the fourth quarter. He passed Stephen Gostkowski, who connected on 31 straight field goals. After missing his first two field goals of the 2020 season, he kicked 36 straight field goals. Folk's previous longest streak was 23 straight field goals in 2013 when he played for the New York Jets. The NFL record is 44 straight field goals by Adam Vinatieri.

### MOST CONSECUTIVE FIELD GOALS/PATRIOTS HISTORY

36	Nick Folk
31	Stephen Gostkowski
25	Adam Vinatieri
23	Adam Vinatieri
21	Stephen Gostkowski

### MOST CONSECUTIVE FIELD GOALS/NFL HISTORY

Field Goals	Player	Team	Year
44	Adam Vinatieri	Indianapolis	2015-16
42	Mike Vanderjagt	Indianapolis	2002-04
40	Gary Anderson	SF/MIN	1997-98
37	Graham Gano	New York Giants	2020-2021
37	Jason Myers	Seattle	2019-2021
<b>36</b>	<b>Nick Folk</b>	<b>Patriots</b>	<b>2020-2021</b>
36	Matt Stover	Baltimore	2005-2006
35	Justin Tucker	Baltimore	2015-16
35	Adam Vinatieri	Indianapolis	2013-14
33	Robbie Gould	San Francisco	2017-18
33	Justin Tucker	Baltimore	2013

### NICK FOLK DRILLS TWO 52-YARD FIELD GOALS

#### LONGEST FIELD GOALS AS A MEMBER OF THE PATRIOTS

K Nick Folk drilled a 52-yard field goal in the second quarter and 52-yard field goal in the third quarter at Houston (10/10/21), his longest field goals as a member of the Patriots. He had a 51-yard field goal on Dec. 21, 2019 vs. Buffalo and a 51-yard field goal at the New York Jets on Nov. 9, 2020. His career-long is a 56-yard field goal on Oct. 17, 2010 at Denver when he played for the New York Jets.

### FOLK HAS SECOND NFL GAME WITH TWO 50-YARD FIELD GOALS

Folk had his second NFL game with two 50-yard field goals at Houston (10/10/21) He had two 51-yard field goals on Nov. 18, 2012 t St. Louis as a member of the New York Jets.



### FOLK BECOMES SECOND PATS PLAYER TO CONNECT ON TWO 50-YARD FIELD GOALS IN ONE GAME

Folk is the second Patriots player to have two 50-yard field goals in one game after he drilled two 52-yard field goals at Houston on Oct. 10, 2021. K Stephen Gostkowski accomplished the feat three times with the most recent happening against Oakland on Nov. 19, 2017 in Mexico City.

### FOLK FINISHES 4-FOR-4 ON FIELD GOALS

Folk connected on all four field goals (52, 52, 32 and 21) at Houston on Oct. 10, 201 and was named AFC Special Teams Player of the Week. It is the 11th time in his career that he has had at least four field goals in a game, his third as a member of the Patriots and his second time in 2021. He connected on four field goal at the NY Jets (9/19). He has connected on five field goals in a game twice.



# PATRIOTS PLAYOFF NOTES

## ALL-TIME PLAYOFF RESULTS

The Patriots have compiled a 37-21 record in their 58 playoff games and their .638 playoff winning percentage is the best in NFL history among teams that have played at least 15 postseason games.

### PATRIOTS PLAYOFF RECORD BY ROUND

Round	Record
First Round*	0-1
Wild Card Round	4-4
Divisional Round	16-6
AFC Championship	11-4
AFL Championship	0-1
Super Bowl	6-5
Total	37-21

\*1982 Strike Season

### ALL-TIME BEST NFL PLAYOFF RECORDS (MINIMUM 15 POSTSEASON GAMES)

Team	Wins	Losses	Win Pct.
<b>New England</b>	<b>37</b>	<b>21</b>	<b>.638</b>
San Francisco	32	21	.604
Green Bay	36	24	.600
Baltimore	16	11	.593
Pittsburgh	36	26	.581
OAK/L.A. Raiders	25	19	.568
Dallas	35	28	.556

### MOST POSTSEASON WINS ALL-TIME

Team	Wins
<b>New England Patriots</b>	<b>37</b>
Green Bay Packers	36
Pittsburgh Steelers	36
Dallas Cowboys	35
San Francisco 49ers	32
Oakland Raiders	25

## PATRIOTS IN THE PLAYOFFS

The Patriots have qualified for the playoffs 27 times in their 60-year history. Twenty-one of those playoff berths have come in the 27 seasons since Robert Kraft purchased the team in 1994, a dramatic contrast to the six total playoff berths the team earned in its first 34 years of existence. The Patriots have won 22 division crowns - 19 since Robert Kraft's purchase in 1994 and 17 in the last 19 seasons.

### PATRIOTS PLAYOFF SEASONS (27)

Year	How Qualified	Seed	Rec.	Result
2019	Division Champions	3	0-1	Wild Card Round
2018	Division Champions	2	3-0	Super Bowl Champions
2017	Division Champions	1	2-1	AFC Champions
2016	Division Champions	1	3-0	Super Bowl Champions
2015	Division Champions	2	1-1	AFC Championship Game
2014	Division Champions	1	3-0	Super Bowl Champions
2013	Division Champions	2	1-1	AFC Championship Game
2012	Division Champions	2	1-1	AFC Championship Game
2011	Division Champions	1	2-1	AFC Champions
2010	Division Champions	1	0-1	AFC Divisional Round
2009	Division Champions	3	0-1	Wild Card Round
2007	Division Champions	1	2-1	AFC Champions
2006	Division Champions	4	2-1	AFC Championship Game
2005	Division Champions	4	1-1	AFC Divisional Round
2004	Division Champions	2	3-0	Super Bowl Champions
2003	Division Champions	1	3-0	Super Bowl Champions
2001	Division Champions	2	3-0	Super Bowl Champions
1998	Wild Card	6	0-1	Wild Card Round
1997	Division Champions	3	1-1	AFC Divisional Round
1996	Division Champions	2	2-1	AFC Champions
1994	Wild Card	5	0-1	Wild Card Round
1986	Division Champions	3	0-1	AFC Divisional Round
1985	Wild Card	5	3-1	AFC Champions
1982*	16-Team Format	7	0-1	First Round
1978	Division Champions	2	0-1	AFC Divisional Round
1976	Wild Card	4	0-1	AFC Divisional Round
1963	Division Champions	--	1-1	AFL Championship Game

\*Strike Year | Bold indicates Kraft era

**37-21 Record**

## PLAYOFF BERTHS UNDER KRAFT

New England has qualified for the playoffs 27 times in the team's 61-year history. The Patriots have earned 21 of those playoff berths in the 27 seasons since Robert Kraft purchased the team in 1994. New England has won 22 division crowns overall (21 AFC East crowns) and has qualified as a Wild Card team on four occasions (1976, '85, '94 and '98). The Patriots also qualified for the playoffs in 1982 as part of a 16-team tournament following a players' strike.



## ANNUAL ACHIEVEMENT

The Patriots are also the only team to win more than half of their games in 19 straight seasons since the 1970 AFL-NFL merger, more than the 49ers (16 straight from 1983-98) and the Cowboys (16 straight from 1970-85).

The Patriots have now won nine or more games in 23 of the 27 seasons Robert Kraft has owned the team.

### MOST CONSECUTIVE WINNING SEASONS (SINCE 1970 NFL MERGER)

Team	Years	Winning Seasons
<b>New England</b>	<b>2001-19</b>	<b>19</b>
San Francisco	1983-98	16
Dallas	1970-85	16
Oakland	1970-80	11

### MOST CONSECUTIVE WINNING SEASONS ALL-TIME

Team	Years	Winning Seasons
Dallas	1966-85	20
<b>New England</b>	<b>2001-19</b>	<b>19</b>
San Francisco	1983-98	16
Oakland	1965-80	16
Chicago	1930-44	15
Green Bay	1934-47	14
Cleveland	1957-69	13

## CONTINUED ADVANCEMENT

### TEAMS TO WIN AT LEAST ONE PLAYOFF GAME IN CONSECUTIVE SEASONS

Team	Years	Consec. Seasons	Wins
<b>New England</b>	<b>2011-18</b>	<b>8</b>	<b>16</b>
Dallas	1991-96	6	12
Seattle	2012-16	5	8
<b>New England</b>	<b>2003-07</b>	<b>5</b>	<b>11</b>
Baltimore	2008-12	5	9
Philadelphia	2000-04	5	7
Green Bay	1993-97	5	9
Oakland	1973-77	5	7

## 2019 AFC EAST CHAMPIONS

The New England Patriots claimed the AFC East Division title for the 11th consecutive season and for the 19th time under Robert Kraft in 2019. New England joined the Atlanta Braves as the only franchises from the NFL, NBA, MLB or NHL to win at least 10 straight division titles. Atlanta won 14 consecutive division championships from 1991-2005.

### DIVISION CHAMPIONSHIPS SINCE 1994

<b>New England</b>	<b>19</b>
Green Bay	14
Pittsburgh	14
Indianapolis	10



# PATRIOTS PLAYOFF NOTES

## PLAYOFF TRENDS SINCE 1970

### PATRIOTS PLAYOFF TRENDS (SINCE 1970 NFL MERGER)

<b>All-Time (36-20)</b>	<b>Record</b>
vs. AFC.....	30-15
vs. NFC.....	6-5
Home.....	23-5
Away.....	7-10
Neutral.....	6-5
Leading at Halftime.....	27-4
Trailing at Halftime.....	6-14
Tied at Halftime.....	3-2
Leading After 3 Quarters.....	26-4
Tied After 3 Quarters.....	4-0
Trailing After 3 Quarters.....	6-16
Decided by 7 Points or Fewer.....	15-10
Decided by 3 Points or Fewer.....	7-4
When Scoring First.....	27-8
When Not Scoring First.....	9-12
Positive Turnover Ratio.....	22-1
Even Turnover Ratio.....	6-5
Negative Turnover Ratio.....	8-14
Winning or Even Penalty Ratio.....	27-5
Losing Penalty Ratio.....	9-15
With a 100-Yard Rusher.....	11-0
Without a 100-Yard Rusher.....	25-20
With a 100-Yard Receiver.....	19-8
Without a 100-Yard Receiver.....	17-12
When Allowing a 100-Yard Rusher.....	4-6
When Not Allowing a 100-Yard Rusher.....	32-14
When Allowing a 100-Yard Receiver.....	9-8
When Not Allowing a 100-Yard Receiver.....	27-12
With a 300-Yard Passer.....	12-4
Without a 300-Yard Passer.....	24-16
Allowing a 300-Yard Passer.....	8-3
Not Allowing a 300-Yard Passer.....	28-17

## RECORD PLAYOFF PARTICIPATION

The Patriots played at least one postseason game for 11 straight seasons from 2009-19, the most consecutive seasons participating in a postseason game in NFL history.

### MOST CONSECUTIVE SEASONS PARTICIPATING IN A PLAYOFF GAME

<b>Team</b>	<b>Consec. Seasons (Yrs)</b>
<b>New England.....</b>	<b>11 (2009-19)</b>
Dallas.....	9 (1975-83)
Indianapolis.....	9 (2002-10)
Dallas.....	8 (1966-73)
Green Bay.....	8 (2009-16)
L.A. Rams.....	8 (1973-80)
Pittsburgh.....	8 (1972-79)
San Francisco.....	8 (1983-90)

## MOST PLAYOFF WINS IN A DECADE

The Patriots won 16 playoff games in the 2010's, a new record for the most playoff victories by any NFL team in a decade.

### MOST PLAYOFF VICTORIES IN A DECADE

<b>Team</b>	<b>Decade</b>	<b>Playoff Wins</b>	<b>Championships</b>
<b>New England</b>	<b>2010s</b>	<b>16</b>	<b>2014, 16, 18</b>
<b>New England</b>	<b>2000s</b>	<b>14</b>	<b>2001, 03, 04</b>
Dallas	1970s	14	1971, 77
Pittsburgh	1970s	14	1974-75, 1978-79
San Francisco	1980s	13	1981, 84, 1988-89
Dallas	1990s	12	1992-93, 95
Washington	1980s	11	1982, 87
Buffalo	1990s	10	--
Philadelphia	2000s	10	--
Pittsburgh	2000s	10	2005, 08

## SUSTAINED PLAYOFF SUCCESS

The Patriots won 12 playoff games from 2014-18, the NFL's highest playoff victory total over a five-season span.

### MOST PLAYOFF VICTORIES IN A FIVE-YEAR SPAN

<b>Team</b>	<b>5-Year Span</b>	<b>Playoff Wins</b>	<b>SB Wins</b>
<b>New England</b>	<b>2014-18</b>	<b>12</b>	<b>3</b>
<b>New England</b>	<b>2003-07</b>	<b>11</b>	<b>2</b>
Dallas	1991-95	11	3
Dallas	1992-96	11	3
<b>New England</b>	<b>2013-17</b>	<b>10</b>	<b>2</b>
<b>New England</b>	<b>2001-05</b>	<b>10</b>	<b>3</b>
Pittsburgh	1974-78	10	3
Pittsburgh	1975-79	10	3

## PATS REACH 50 PLAYOFF GAMES

The Patriots are one of six NFL teams with 50 or more postseason games played in their franchise's history.

### MOST POSTSEASON GAMES PLAYED

<b>Team</b>	<b>Games Played</b>
Dallas.....	63
Pittsburgh.....	62
Green Bay.....	60
<b>New England.....</b>	<b>58</b>
San Francisco.....	53
Minnesota.....	51

## PATRIOTS AT HOME IN THE PLAYOFFS

The Patriots are 23-5 (.821) at home in the playoffs in their history. Twenty-seven of the franchise's 28 home playoff games have taken place since Robert Kraft purchased the team in 1994. After Kraft bought the team, the Patriots won 11 consecutive home playoff games before experiencing a home loss.

### PATRIOTS AT HOME IN THE PLAYOFFS (23-5)

<b>Date</b>	<b>Round</b>	<b>Opponent</b>	<b>W/L</b>	<b>Score</b>
01/04/20	AFC Wild Card	Tennessee	L	13-20
01/13/19	AFC Divisional	L.A. Chargers	W	41-28
01/21/18	AFC Championship	Jacksonville	W	24-20
01/13/18	AFC Divisional	Tennessee	W	35-14
01/22/17	AFC Championship	Pittsburgh	W	36-17
01/14/17	AFC Divisional	Houston	W	34-16
01/16/16	AFC Divisional	Kansas City	W	27-20
01/18/15	AFC Championship	Indianapolis	W	45-7
01/10/15	AFC Divisional	Baltimore	W	35-31
01/11/14	AFC Divisional	Indianapolis	W	43-22
01/20/13	AFC Championship	Baltimore	L	13-28
01/13/13	AFC Divisional	Houston	W	41-28
01/22/12	AFC Championship	Baltimore	W	23-20
01/14/12	AFC Divisional	Denver	W	45-10
01/16/11	AFC Divisional	N.Y. Jets	L	21-28
01/10/10	AFC Wild Card	Baltimore	L	14-33
01/20/08	AFC Championship	San Diego	W	21-12
01/12/08	AFC Divisional	Jacksonville	W	31-20
01/07/07	AFC Wild Card	N.Y. Jets	W	37-16
01/07/06	AFC Wild Card	Jacksonville	W	28-3
01/16/05	AFC Divisional	Indianapolis	W	20-3
01/18/04	AFC Championship	Indianapolis	W	24-14
01/10/04	AFC Divisional	Tennessee	W	17-14
01/19/02	AFC Divisional	Oakland	W	16-13 (OT)
12/28/97	AFC Wild Card	Miami	W	17-3
01/12/97	AFC Championship	Jacksonville	W	20-6
01/05/97	AFC Divisional	Pittsburgh	W	28-3
12/31/78	AFC Divisional	Houston	L	14-31



# PATRIOTS PLAYOFF NOTES

## HOME DOMINANCE

The Patriots have a 23-5 (.821) all-time record in home playoff games. The Patriots .821 winning percentage at home in the post-season is first among teams with at least 15 home playoff games and their 23 wins are the most. The Patriots are one of four teams with at least 20 playoff wins at home. Pittsburgh, Dallas and San Francisco have 21 home wins in the postseason.

### BEST HOME PLAYOFF RECORDS

Team	Record	Win Pct.
<b>New England</b> .....	<b>23-5</b> .....	<b>.821</b>
Seattle .....	12-3 .....	.800
Buffalo .....	12-3 .....	.800
Las Vegas .....	19-5 .....	.792
Denver.....	17-5 .....	.773
Green Bay .....	20-6 .....	.769

## AT HOME IN THE PLAYOFFS

### LONGEST CONSECUTIVE HOME PLAYOFF WINNING STREAKS

Team	Wins	Seasons
Green Bay .....	13 .....	1939-2001
<b>New England</b> .....	<b>11</b> .....	<b>1996-2008</b>
Seattle .....	10 .....	2005-16
<b>New England</b> .....	<b>9</b> .....	<b>2013-18</b>
Buffalo .....	9 .....	1988-95
Washington .....	8 .....	1942-83

## PATRIOTS IN THE WILD CARD ROUND

### WILD CARD PLAYOFF RESULTS (4-5)

Date	Round	Opponent	W/L	Score
01/04/20	AFC Wild Card	Tennessee	L	13-20
01/10/10	AFC Wild Card	Baltimore	L	14-33
01/07/07	AFC Wild Card	N.Y. Jets	W	37-16
01/07/06	AFC Wild Card	Jacksonville	W	28-3
01/03/99	AFC Wild Card	at Jacksonville	L	10-25
12/28/97	AFC Wild Card	Miami	W	17-3
01/01/95	AFC Wild Card	at Cleveland	L	13-20
12/28/85	AFC Wild Card	at N.Y. Jets	W	26-14
01/08/83*	First Round	at Miami	L	13-28

\*16-Team Format

## PATRIOTS IN THE DIVISIONAL ROUND

### DIVISIONAL PLAYOFF RESULTS (16-6)

Date	Round	Opponent	W/L	Score
01/13/19	AFC Divisional	L.A. Chargers	W	41-28
01/13/18	AFC Divisional	Tennessee	W	35-14
01/14/17	AFC Divisional	Houston	W	34-16
01/16/16	AFC Divisional	Kansas City	W	27-20
01/10/15	AFC Divisional	Baltimore	W	35-31
01/11/14	AFC Divisional	Indianapolis	W	43-22
01/13/13	AFC Divisional	Houston	W	41-28
01/14/12	AFC Divisional	Denver	W	45-10
01/16/11	AFC Divisional	N.Y. Jets	L	21-28
01/12/08	AFC Divisional	Jacksonville	W	31-20
01/14/07	AFC Divisional at	San Diego	W	24-21
01/14/06	AFC Divisional at	Denver	L	13-27
01/16/05	AFC Divisional	Indianapolis	W	20-3
01/10/04	AFC Divisional	Tennessee	W	17-14
01/19/02	AFC Divisional	Oakland	W	16-13 (OT)
01/03/98	AFC Divisional at	Pittsburgh	L	6-7
01/05/97	AFC Divisional	Pittsburgh	W	28-3
01/04/87	AFC Divisional at	Denver	L	17-22
01/05/86	AFC Divisional at	L.A. Raiders	W	27-20
12/31/78	AFC Divisional	Houston	L	14-31
12/18/76	AFC Divisional at	Oakland	L	21-24
12/28/63	AFC Divisional at	Buffalo	W	26-8

## PATRIOTS IN THE AFC TITLE GAME

### AFC CHAMPIONSHIP GAME RESULTS (11-4)

Date	Round	Opponent	W/L	Score
01/20/19	AFC Championship at	Kansas City	W	37-31 (OT)
01/21/18	AFC Championship	Jacksonville	W	24-20
01/22/17	AFC Championship	Pittsburgh	W	36-17
01/24/16	AFC Championship at	Denver	L	18-20
01/18/15	AFC Championship	Indianapolis	W	45-7
01/19/14	AFC Championship at	Denver	L	16-26
01/20/13	AFC Championship	Baltimore	L	13-28
01/22/12	AFC Championship	Baltimore	W	23-20
01/20/08	AFC Championship	San Diego	W	21-12
01/21/07	AFC Championship at	Indianapolis	L	34-38
01/23/05	AFC Championship at	Pittsburgh	W	41-27
01/18/04	AFC Championship	Indianapolis	W	24-14
01/27/02	AFC Championship at	Pittsburgh	W	24-17
01/12/97	AFC Championship	Jacksonville	W	20-6
01/12/86	AFC Championship at	Miami	W	31-14

## PATRIOTS IN THE SUPER BOWL

### SUPER BOWL RESULTS (6-5)

Date	Round	Opponent	W/L	Score
02/03/19	Super Bowl LIII	L.A. Rams	W	13-3
02/04/18	Super Bowl LII	Philadelphia	L	33-41
02/05/17	Super Bowl LI	Atlanta	W	34-28 (OT)
02/01/15	Super Bowl XLIX	Seattle	W	28-24
02/05/12	Super Bowl XLVI	N.Y. Giants	L	17-21
02/03/08	Super Bowl XLII	N.Y. Giants	L	14-17
02/06/05	Super Bowl XXXIX	Philadelphia	W	24-21
02/01/04	Super Bowl XXXVIII	Carolina	W	32-29
02/03/02	Super Bowl XXXVI	St. Louis	W	20-17
01/26/96	Super Bowl XXXI	Green Bay	L	21-35
01/26/86	Super Bowl XX	Chicago	L	10-46

## WRAPPING IT UP

The Patriots clinched the division title for the 22nd time in their history in 2019. It was the 11th consecutive year that the Patriots won the division.

### DIVISION-CLINCHING GAMES

Year	Date Clinched	Opponent	Score	Record	2nd Place
2019	12/21/19	BUF	24-17	12-4	BUF (10-6)
2018	12/23/18	BUF	24-12	11-5	MIA (7-9)
2017	12/17/17	at PIT	27-24	13-3	BUF (9-7)
2016	12/18/16	at DEN	16-3	14-2	MIA (10-6)
2015	12/13/15	at HOU	27-6	12-4	NYJ (10-6)
2014	12/14/14	MIA	41-13	12-4	BUF (9-7)
2013	12/15/13	at BAL	41-7	12-4	NYJ (8-8)
2012	12/02/12	at MIA	23-16	12-4	MIA (7-9)
2011	12/18/11	at DEN	41-23	13-3	NYJ (8-8)
2010	12/26/10	at BUF	34-3	14-2	NYJ (11-5)
2009	12/27/09	JAX	35-7	10-6	NYJ (9-7)
2007	11/25/07	PHI	31-28	16-0	BUF (7-9)
2006	12/24/06	at JAX	24-21	12-4	NYJ (10-6)
2005	12/17/05	TB	28-0	10-6	MIA (9-7)
2004	12/12/04	CIN	35-28	14-2	NYJ (10-6)
2003	12/07/03	MIA	12-0	14-2	MIA (10-6)
2001	01/06/02@	at CAR	38-6	11-5	MIA (11-5)
1997	12/22/97@	at MIA	14-12	10-6	MIA (9-7)
1996	12/15/96	at DAL	6-12	11-5	BUF (10-6)
1986	12/22/86@	at MIA	34-27	11-5	NYJ (10-6)
1978	12/10/78	BUF	26-24	11-5	MIA (11-5)
1963	12/28/63*	at BUF	26-8	7-6-1	BUF (7-6-1)

@Season Finale

\*Division-deciding AFL playoff in Buffalo, N.Y.





# PATRIOTS PLAYOFF NOTES

## EIGHT STRAIGHT AFC CHAMP. GAMES

The Patriots advanced to the AFC Championship for the eighth straight season in 2018, the most consecutive conference title game appearances by any team in NFL history.

## MOST CONSECUTIVE CONFERENCE CHAMPIONSHIP GAME APPEARANCES SINCE 1970 MERGER

Team	Years	Results
<b>New England</b> .....	<b>(8) 2011-18 ... (5-3)</b>	<b>W, L, L, W, L, W, W, W</b>
Oakland .....	(5) 1973-77 .....	(1-4) L, L, L, W, L
Philadelphia .....	(4) 2001-04 .....	(1-3) L, L, L, W
Buffalo .....	(4) 1990-93 .....	(4-0) W, W, W, W
Dallas .....	(4) 1970-73 .....	(2-2) W, W, L, L
Dallas .....	(4) 1992-95 .....	(3-1) W, W, L, W
Kansas City .....	(3) 2018-20 .....	(2-1) L, W, W
San Francisco .....	(3) 2011-13 .....	(1-2) L, W, L
Dallas .....	(3) 1980-82 .....	(0-3) L, L, L
Green Bay .....	(3) 1995-97 .....	(2-1) L, W, W
Miami .....	(3) 1971-73 .....	(3-0) W, W, W
Pittsburgh .....	(3) 1974-76 .....	(2-1) W, W, L
San Francisco .....	(3) 1992-94 .....	(1-2) L, L, W
San Francisco .....	(3) 1988-90 .....	(2-1) W, W, L
St. Louis .....	(3) 1974-76 .....	(0-3) L, L, L

## PATRIOTS MOST BYES SINCE 2001

The Patriots secured a first round playoff bye in 2018 for the 13th time since 2001 — a feat unmatched by any team in the NFL in the last 18 years.

### MOST PLAYOFF BYES SINCE 2001

Team	Playoff Byes
<b>New England</b> .....	<b>13</b>
Denver .....	5
Pittsburgh .....	5
Atlanta .....	4
Chicago .....	4
Philadelphia .....	4

## MOST BYES SINCE 1990

The Patriots lead the NFL with 14 first-round byes since the current NFL playoff format was instituted in 1990. The Patriots earned a first-round bye for nine straight seasons from 2010-18, becoming the first team in NFL history to do so. Dallas and San Francisco earned four straight byes from 1992-95 and Denver had four straight from 2012-15.

### MOST BYES SINCE 1990

Team	Playoff Byes
<b>New England</b> .....	<b>14</b>
Pittsburgh .....	9
San Francisco .....	9
Denver .....	8

## TITLE TOWN

The Patriots extended their mark to 11 straight division titles in 2019. They joined the Atlanta Braves (14) as the only franchises from the NFL, NBA, MLB or NHL to win at least 10 straight division titles. The New York Yankees (1998-2006), Colorado Avalanche (1995-2003), LA Lakers (1982-90) and Boston Celtics (1957-65) are the teams from the other major four sports that have streaks of nine straight titles.

## MOST CONSECUTIVE NFL DIVISION TITLES

Team	Division	Titles	Years
<b>New England</b>	<b>AFC East</b>	<b>11</b>	<b>2009-19</b>
L.A. Rams	NFC West	7	1973-79
Pittsburgh	AFC Central	6	1974-79
Minnesota	NFC Central	6	1973-78
Dallas	NFL Capitol/NFC East	6	1966-71
Cleveland	American/Eastern Conf.	6	1950-55
<b>New England</b>	<b>AFC East</b>	<b>5</b>	<b>2003-07</b>
Kansas City	AFC West	5	2016-20
Denver	AFC West	5	2011-15
Indianapolis	AFC South	5	2003-07
Dallas	NFC East	5	1992-96
San Francisco	NFC West	5	1986-90
Chicago	NFC Central	5	1984-88
Oakland	AFC West	5	1972-76

The Patriots won the AFC East for 11 straight seasons from 2009-19, besting the five straight the team won from 2003-07 for the longest streak in AFC East division history. The Patriots have also won 17 of the last 19 division crowns overall and 19 division titles in the 26 seasons since Robert Kraft bought the team in 1994.

## MOST CONSECUTIVE AFC EAST TITLES

Team	Streak	Years
<b>New England</b> .....	<b>11</b> .....	<b>2009-19</b>
<b>New England</b> .....	<b>5</b> .....	<b>2003-07</b>
Buffalo .....	4 .....	1988-91
Miami .....	4 .....	1981, 83-85*
Miami .....	4 .....	1971-74
Baltimore Colts .....	3 .....	1975-77
Buffalo Bills .....	3 .....	1964-66@

\*Due to 1982 strike, the NFL played just a nine-game season and the standings were not divided into divisions that season.

@AFL

## ALL-TIME SUPER BOWL BERTHS

The Patriots advanced to their 11th Super Bowl in the 2018 season, a total that is the most in NFL history.

## MOST SUPER BOWL APPEARANCES

Team	Super Bowls
<b>New England</b> .....	<b>11</b>
Dallas .....	8
Denver .....	8
Pittsburgh .....	8
San Francisco .....	7
GB, NYG, OAK, WAS, MIA .....	5



# PATRIOTS REFERENCE NOTES

## CONSECUTIVE WINNING SEASONS

The Patriots have 34 seasons in which the team has finished above .500 since the 1970 merger, second only to the Pittsburgh Steelers with 37. New England also led the NFL with 19 consecutive winning seasons (2001-19).

### MOST CONSECUTIVE SEASONS AT .500 OR BETTER

Team	Seasons	Consecutive Seasons
Dallas	1965-85	21
<b>New England</b>	<b>2001-19</b>	<b>19</b>
Cleveland	1957-73	17

## STRONG IN THE SECOND HALF

Since 2001, the Patriots have done a remarkable job of finishing the season strong, compiling an NFL-best 117-38 (.755) record in games on or after Thanksgiving.

### PATRIOTS BEFORE AND AFTER THANKSGIVING SINCE 2001

Season	Pre-Thanksgiving	Post-Thanksgiving	Overall
2001	5-5 (.500)	9-0 (1.000)	14-5*
2002	6-5 (.545)	3-2 (.600)^	9-7
2003	9-2 (.818)	8-0 (1.000)	17-2*
2004	9-1 (.900)	8-1 (.889)	17-2*
2005	6-4 (.600)	5-3 (.625)	11-7*
2006	7-3 (.700)	7-2 (.777)	14-5*
2007	10-0 (1.000)	8-1 (.889)	18-1*
2008	7-4 (.636)	4-1 (.800)	11-5
2009	7-3 (.700)	3-4 (.429)	10-7*
2010	8-2 (.800)	6-1 (.857)^	14-3*
2011	7-3 (.700)	8-1 (.889)	15-4*
2012	7-3 (.700)	6-2 (.750)^	13-5*
2013	8-3 (.727)	5-2 (.833)	13-5*
2014	9-2 (.818)	6-2 (.750)	15-4*
2015	10-0 (1.000)	3-5 (.375)	13-5*
2016	8-2 (.800)	9-0 (1.000)	17-2*
2017	8-2 (.800)	7-2 (.777)	15-4*
2018	7-3 (.700)	7-2 (.778)	14-5*
2019	10-1 (.909)	2-4 (.333)	12-5*
2020	4-6 (.400)	3-3 (.500)	7-9
<b>Totals</b>	<b>152-54 (.738)</b>	<b>117-38 (.755)</b>	<b>269-92</b>

\*Includes playoffs ^Includes games played on Thanksgiving

### BEST RECORDS ON OR AFTER THANKSGIVING SINCE 2001 (INCLUDING PLAYOFFS)

Team	W	L	T	Pct.
<b>New England</b>	<b>117</b>	<b>38</b>	<b>0</b>	<b>.755</b>
Pittsburgh	91	50	0	.645
Green Bay	91	52	0	.636
Baltimore	83	54	0	.606
Philadelphia	83	57	0	.593

## FORCING THE ISSUE

The Patriots lead the NFL with a plus-228 turnover margin since 1994.

### NFL TURNOVER MARGIN SINCE 1994

<b>New England</b>	<b>+228</b>
Kansas City	+151
Green Bay	+122

## SHARP AT GILLETTE

The Patriots not only have the second-best home record at their home stadium in the NFL since 1970, but the club also owns three 20-game home win streaks in Gillette Stadium history: a 20-game regular season win streak from 2008-11 and two 21-game win streaks that includes the playoffs.

# Gillette STADIUM

### HIGHEST HOME WINNING PERCENTAGE SINCE 1970 (MINIMUM 25 GAMES)

Team	Stadium	W-L-T	Win Pct.
Miami	Orange Bowl	101-22-1	.819
<b>New England</b>	<b>Gillette Stadium</b>	<b>127-30-0</b>	<b>.809</b>
Minnesota	Metropolitan Stadium	64-23-1	.733
Pittsburgh	Heinz Field	117-45-1	.721
Pittsburgh	Three Rivers Stadium	169-67-0	.716
Denver	Mile High Stadium	167-66-4	.715
Baltimore	MT&T Bank Stadium	134-54-0	.713
Seattle	Lumen Field	106-49-0	.684

### LONGEST HOME WINNING STREAK/PATRIOTS HISTORY (REGULAR SEASON ONLY)

Streak	First Win	Last Win
20	Dec. 21, 2008	Oct. 16, 2011
18	Oct. 22, 2017	Nov. 24, 2019
18	Dec. 29, 2002	Sept. 8, 2005
16	Dec. 30, 2012	Dec. 28, 2014
12	Nov. 26, 2006	Sept. 7, 2008
10	Sept. 18, 1976	Oct. 30, 1977

### LONGEST HOME WINNING STREAK/NFL HISTORY (REGULAR SEASON)

Streak	Team
27	Miami (1971-74)
25	Green Bay (1995-98)
24	Denver (1996-98)
<b>20</b>	<b>New England (2008-11)</b>
20	Green Bay (1928-32)

### LONGEST HOME WINNING STREAK/PATRIOTS HISTORY (REGULAR SEASON AND POSTSEASON)

Streak	First Win	Last Win
21	Oct. 22, 2017	Nov. 24, 2019
21	Dec. 29, 2002	Sept. 8, 2005

### LONGEST HOME WINNING STREAK/NFL HISTORY (REGULAR SEASON AND POSTSEASON)

Streak	Team
31	Miami (1971-74)
29	Green Bay (1995-98)
<b>21</b>	<b>New England (2017-19)</b>
<b>21</b>	<b>New England (2002-05)</b>
20	Green Bay (1929-32)

## TOP OFFENSE

The Patriots finished in the top-10 in offense for seven straight seasons (2007-13), third behind the San Francisco 49ers with 15 (1982-96) and the 11 straight by New Orleans (2006-16)



# PATRIOTS REFERENCE NOTES

## TOP-10 OFFENSE

Since the 1970 merger, the Patriots offense has finished with a top-10 ranking 23 times, including 13 times under Bill Belichick.

### TOP-10 OFFENSE UNDER BILL BELICHICK

Year	Rank	Yards per Game
2018	5	393.4
2017	1	394.2
2016	4	386.3
2015	6	374.4
2013	7	384.5
2012	1	427.9
2011	2	428.0
2010	8	363.8
2009	3	397.3
2008	5	365.4
2007	1	411.3
2005	7	352.0
2004	7	411.3

## BEND DON'T BREAK

The Patriots finished first in the NFL in total defense for the first time in team history in 2019 and first in points allowed for the third time in team history.

### PATRIOTS DEFENSIVE RANKINGS SINCE 2000

Year	Avg. Points Allowed	Avg. Yds Allowed
2020	22.1 (7)	353.8 (15)
2019	14.0 (1)	275.9 (1)
2018	20.3 (7)	359.1 (21)
2017	18.5 (5)	366.0 (29)
2016	15.6 (1)	326.4 (8)
2015	19.7 (10)	339.4 (9)
2014	19.5 (8)	344.1 (13)
2013	21.1 (10)	373.1 (26)
2012	20.7 (9t)	373.3 (25)
2011	21.4 (15)	411.1 (31)
2010	19.6 (8)	365.5 (25)
2009	17.8 (5)	320.2 (11)
2008	19.3 (8)	309.0 (10)
2007	17.1 (4)	288.3 (4)
2006	14.8 (2)	294.4 (6)
2005	21.1 (17)	330.2 (26)
2004	16.3 (2t)	310.6 (9)
2003	14.9 (1)	291.6 (7)
2002	21.6 (17)	336.1 (23)
2001	17.0 (6)	334.5 (24)
2000	21.1 (17)	334.6 (20)

## IN A RUSH FOR THE END ZONE

Since 2003, the Patriots and Saints are the only teams to average at least one rushing touchdown per game. The Patriots have 324 rushing touchdowns in 295 games.

### MOST RUSHING TOUCHDOWNS SINCE 2003 (REGULAR SEASON ONLY)

Team	Rush TDs since 2003
New England	324
New Orleans	298

## HISTORIC SCORING CLIP

The Patriots had a historic scoring output over a three-game span in October and November 2014. New England tied a team record by scoring 40 or more points in three consecutive games from Oct. 26 to Nov. 16. The Patriots also scored 40 or more in three straight games in 2007. The Patriots have scored 40 or more points 69 times in team history, including 42 times since Bill Belichick became head coach in 2000, and 26 times since 2010.

## MOST CONSECUTIVE GAMES WITH 40+ POINTS IN PATRIOTS HISTORY

Gm	Year	Game 1	Game 2	Game 3
3	2014	10/26/14 (51-23 v. CHI)	11/02/14 (43-21 v. DEN)	11/16/14 (42-20 @ IND)
3	2007	10/14/07 (48-27 @ DAL)	10/21/07 (49-28 @ MIA)	10/28/07 (52-7 v. WAS)
2	1962	09/21/62 (41-16 v. DEN)	10/06/62 (43-14 @ NYT)	
2	2002	09/15/02 (44-7 @ NYJ)	09/22/02 (41-38 v. KC)	
2	2008	12/14/08 (49-26 @ OAK)	12/21/08 (47-7 v. ARZ)	
2	2010	11/25/10 (45-24 @ DET)	12/06/10 (45-3 v. NYJ)	
2	2012	11/18/12 (59-24 v. IND)	11/22/12 (49-19 @ NYJ)	
2	2015	09/20/15 (40-32 @ BUF)	09/27/15 (51-17 vs. JACK)	

## SCORING FLURRY

The Patriots scored three touchdowns in a 57-second span during the final two minutes of the first half against Chicago on Oct. 26, 2014, turning a 17-7 lead into a 38-7 cushion. It was the fastest three-touchdown flurry in the NFL since the Patriots had three touchdowns in 52 seconds against the New York Jets on Nov. 22, 2012. The Patriots are one of three teams to score three touchdowns in under a minute since the 1970 merger, and are the only team to have achieved the feat twice.

### NFL TEAMS TO SCORE THREE TDs IN LESS THAN ONE MINUTE

Team	Opponent	Date
New England	Chicago	10/26/14
New England	N.Y. Jets	11/22/12
Seattle	Minnesota	09/29/02
Atlanta	Carolina	10/04/98

### HOW THE PATRIOTS SCORED THREE TOUCHDOWNS IN 57 SECONDS:

- Rob Gronkowski caught a 2-yard touchdown pass from Tom Brady with 1:57 left in the first half to make the score 24-7 and cap off a 10-play, 80-yard drive.
- After the Patriots defense forced a three-and-out, a 42-yard Julian Edelman punt return gave New England possession at the Chicago 9-yard line, and Brady found Brandon LaFell for a 9-yard touchdown on the next play to give the Patriots a 31-7 lead with 1:07 left in the first half.
- On the Bears first play following the LaFell touchdown, Zach Moore forced a Jay Cutler fumble that was recovered by Rob Ninkovich and returned for a 15-yard touchdown that gave the Patriots a 38-7 Patriots lead with 55 seconds left in the first half.

## COMEBACKS FOR THE AGES

The Patriots have staged two historic come-from-behind victories over the past several seasons:

Belichick coached the Patriots back from a 25-point deficit to win Super Bowl LI. A comeback of that magnitude is extremely rare. There had been 2,656 games in which a team led by 25 points or more in NFL history, including the postseason. Teams leading by 25 had recorded 2,647 wins, seven losses and two ties, a winning percentage of .997.

New England came back from a 24-point deficit to defeat the Broncos, 34-31, in overtime in a Sunday Night Football matchup on Nov. 24, 2013, marking the largest regular season comeback win in team history, after trailing 24-0 at halftime.

New England's previous best comeback win was from a 23-0 deficit to win, 38-23, vs. Seattle (09/16/84). The Patriots also came back from 22 points down to win at the New York Giants, 23-22 (12/21/96). The Patriots have come from 21 points down to win four times, most recently vs. Buffalo (01/01/12).



# PATRIOTS FOOTBALL NETWORK

The Patriots Football Network (PFN) is the full portfolio of media offerings from the six-time Super Bowl Champion New England Patriots. PFN provides Patriots content produced both in-house and with media partners spanning print, television, radio and the Internet.

## PATRIOTS ALL ACCESS

The Emmy Award-winning "Patriots All-Access" airs weekly throughout the season on WBZ-TV Channel 4 in Boston and regional affiliates in Hartford, Providence, Springfield, Burlington, Portland and Bangor. "Patriots All-Access" features exclusive behind-the-scenes access and in-depth weekly features on Patriots players and personnel. Hosted by WBZ's Steve Burton, the show features weekly sit-downs with Bill Belichick including the popular "Belestrator" segment where the coach breaks down upcoming opponents with Scott Zolak.

"Patriots All-Access" airs Fridays from 7-8 p.m. on **WBZ-TV** and Sunday from 9-10 a.m. on **myTV38** in Boston. **Check local listings for airtime.**

## PATRIOTS THIS WEEK

Insider information. Passionate debate. Timely analysis. That's what "Patriots This Week" delivers. The show, hosted by Bob Socci with former Patriots Scott Zolak and Levin Reid, is a fast-paced, half-hour of football talk. From breaking down the previous contest to game planning the next opponent, there's no better way to get ready for football than "Patriots This Week" — every Friday night at 10:30 p.m. on NBC Sports Boston.

## PATRIOTS.COM

### NEWS

Patriots.com features daily updates and exclusive content from the writers of Patriots Football Weekly, offering everything from breaking news to player features and the popular "Unfiltered Q&A" postings.

### VIDEO

The Patriots offer video ready for any device with a screen. Live video includes every Bill Belichick and player press conference, the Dunkin' pregame and postgame shows and other events such as special episodes of Patriots All-Access and the Patriots Hall of Fame induction ceremony. On demand video ranges from daily news updates, special features, player interviews, game highlights and Patriots Cheerleaders. Video offerings also include exclusive content such as postgame locker room celebrations and "Belichick Breakdowns" where coach gives his unique insight into opponents and plays.

### AUDIO

Live, original radio shows and on demand podcasts produced from the studios at Gillette Stadium are available on Patriots.com, the Patriots app, TuneIn Radio, iTunes and other podcast platforms. The line-up includes "Patriots Unfiltered," the team's flagship show featuring the writers from Patriots.com and "Patriots Playbook" with John Rooke. Also, "Pats from the Past" has Patriots Hall of Fame Executive Director Bryan Morry and Matt Smith, Patriots Executive Producer, sitting down for extended conversations with former Patriots. Morry and Smith's combined 40 years of experience with the team makes for great interviews with fan favorites over the decades.

Additional audio content includes every press conference and conference call, player interviews, Training Camp-cast, Patriots Roster Report, Patriots Prospect Reports and special live NFL Draft shows. Wherever there's a speaker, there's Patriots audio, anytime, anywhere. Check Patriots.com for in-season and out-of-season schedules.

### PHOTOS

The Patriots in-house photographers produce the largest selection of Patriots game action and behind-the-scenes photos in the world. Hundreds of player and cheerleader galleries will keep you clicking!

### PATRIOTS SOCIAL MEDIA

The Patriots social media channels bring the fans closer to the team with unmatched behind-the-scenes access. From press releases and roster transactions to action photos and exclusive videos, the Patriots social media accounts are a must follow for all Patriots fans. The Patriots are active on multiple platforms, providing on-field statistics and milestones, off-the-field lifestyle content as well as information, news and updates. Follow the team's official accounts: Facebook (NewEnglandPatriots), Twitter (@patriots), Instagram (@patriots), Snapchat ('patriots'), YouTube (patriots), Google+ (+patriots) Pinterest (patriots) and TikTok (patriots).

## PATRIOTS MONDAY ON WEEI

WEEI Sports Radio broadcasts Patriots Monday each week, offering fans unique insight and analysis from Bill Belichick and Patriots players. WEEI will broadcast Patriots Monday each week, kicking off with "The Greg Hill Show" at 6 a.m., followed by Andy Gresh and Rich Keefe at 10 a.m. and Lou Merloni and Christian Fauria from 2 to 6 p.m.

## PATRIOTS FRIDAY ON WEEI

WEEI also broadcasts Patriots Friday each week, offering fans a look ahead at the weekend's game, match ups and rivalries. Various Patriots players will be featured on air. WEEI will broadcast Patriots Fridays each week throughout the season with.

## 98.5 THE SPORTS HUB PATRIOTS RADIO NETWORK



FLAGSHIP STATION OF THE NEW ENGLAND PATRIOTS

98.5 The Sports Hub is the Patriots flagship station, broadcasting every Patriots game across its radio network and featuring broadcasting duo Bob Socci and Scott Zolak. Three hours prior to kickoff, during halftime and after the game, Marc Bertrand and Chris Gasper will be serving up all the timely news and notes, while Jim Murray will join Bertrand for the postgame news, including live sound from the postgame press conferences.

### FLAGSHIP STATION

**WBZ-FM Boston 98.5 FM**

### MASSACHUSETTS

WBZ-FM	Boston	98.5 FM
WAQY	Springfield	102.1 FM
WBEC	Pittsfield	1420 AM
WPKZ	Fitchburg	1280 AM/105.3 FM
WNAW	North Adams	1230 AM
WBSM	New Bedford	1420 AM
WPVQ	Greenfield	95.3 FM
WSAR	Fall River	1480 AM
WWFX	Worcester	100.1 FM
WXTK	Hyannis	95.1 FM
WMRC	Milford	103.1 FM/1490 AM
WBOQ	Gloucester	104.9 FM

### MAINE

WBLM	Portland	102.9 FM
WEBB	Augusta	98.5 FM
WWMJ	Bangor	92.9 FM
WOZI	Presque Isle	101.9 FM

### CONNECTICUT

WTIC	Hartford	1080 AM
WINY	Putnam	1350 AM
WGCH	Greenwich	1490AM/105.5FM

### NEW HAMPSHIRE

WFNQ	Nashua	106.3 FM
WPKQ	North Conway	103.7 FM
WSAK	Hampton	102.1 FM
WSHK	Portsmouth/Dover	105.3 FM
WNNH	Concord	99.1 FM
WLNH	Laconia	98.3 FM
WINQ	Keene	98.7 FM
WTSV	Claremont	94.3, 94.5 FM/ 1230 AM

### VERMONT

WCPV	Burlington	101.3 FM
WDEV	Waterbury	550 AM/96.1 FM
WLVB	Morrisville	93.9 FM
WDVT	Rutland	94.5 FM
WINQ	Brattleboro	1490 AM

### RHODE ISLAND

WPRO	Providence	630 AM
WEAN	Providence	99.7 FM

### NEW YORK

WHTK	Rochester	1280 AM
------	-----------	---------



# WINNINGEST PRO SPORTS TEAMS SINCE 1994

## PATRIOTS ARE WINNINGEST PRO SPORTS FRANCHISE SINCE 1994

Since the 1994 season, the Patriots have won 68.6 percent of their regular season games (301-138), which is the highest winning percentage in major American professional sports over that period. Since 1994, there have been 145 franchises that have fielded teams in the five major American sports leagues (NFL, MLB, NBA, NHL and MLS) and completed more than two full seasons of competition.

### HIGHEST WINNING PERCENTAGE IN MAJOR AMERICAN PROFESSIONAL SPORTS, 1994-PRESENT

(Regular Season – Includes National Football League, Major League Baseball, National Basketball Association, National Hockey League and Major League Soccer)

Records updated through games completed on October 25, 2021

Rk.	Records since 1994	Lg.	W	L	T/OTL	PCT.
<b>1</b>	<b>New England Patriots</b>	<b>NFL</b>	<b>301</b>	<b>138</b>	<b>0</b>	<b>0.686</b>
2	San Antonio Spurs	NBA	1436	713	0	0.668
3	Green Bay Packers	NFL	281	156	2	0.642
4	Pittsburgh Steelers	NFL	277	159	2	0.635
5	Vegas Golden Knights	NHL	174	98	24	0.628
6	Detroit Red Wings	NHL	1097	651	285	0.610
7	Los Angeles FC	MLS	57	33	31	0.599
8	Seattle Sounders FC	MLS	199	123	97	0.591
9	New York Yankees	MLB	2560	1803	0	0.587
10	Utah Jazz	NBA	1260	888	0	0.587
11	Indianapolis Colts	NFL	256	183	0	0.583
12	Dallas Stars	NHL	1045	712	274	0.582
<b>13</b>	<b>Boston Bruins</b>	<b>NHL</b>	<b>1031</b>	<b>700</b>	<b>299</b>	<b>0.582</b>
14	Pittsburgh Penguins	NHL	1057	733	239	0.580
15	St. Louis Blues	NHL	1041	717	275	0.580
16	Philadelphia Flyers	NHL	1014	699	303	0.578
17	Washington Capitals	NHL	1041	727	258	0.577
18	Los Angeles Lakers	NBA	1237	911	0	0.576
19	New Jersey Devils	NHL	1025	728	276	0.573
20	Colorado Avalanche/Quebec Nordiques	NHL	1039	744	248	0.573
21	Denver Broncos	NFL	250	189	0	0.569
22	Atlanta United FC	MLS	71	50	34	0.568
23	Baltimore Ravens	NFL	230	176	1	0.566
24	Oklahoma City/Seattle Thunder	NBA	1217	932	0	0.566
25	Houston Rockets	NBA	1214	935	0	0.565
26	Miami Heat	NBA	1207	933	0	0.564
27	San Jose Sharks	NHL	1013	757	265	0.563
28	New York City FC	MLS	99	71	54	0.563
29	Nashville Predators	NHL	854	650	223	0.559
30	Atlanta Braves	MLB	2422	1942	0	0.555
31	Indiana Pacers	NBA	1191	959	0	0.554
32	Kansas City Chiefs	NFL	243	196	0	0.554
33	Seattle Seahawks	NFL	242	196	1	0.552
34	Minnesota Wild	NHL	763	600	209	0.552
35	Los Angeles Dodgers	MLB	2404	1964	0	0.550
36	Dallas Mavericks	NBA	1181	970	0	0.549
<b>37</b>	<b>Boston Red Sox</b>	<b>MLB</b>	<b>2397</b>	<b>1971</b>	<b>0</b>	<b>0.549</b>
38	Los Angeles Galaxy	MLS	363	284	170	0.548
39	Portland Trail Blazers	NBA	1171	980	0	0.544
40	Philadelphia Eagles	NFL	237	199	2	0.543
41	St. Louis Cardinals	MLB	2366	1997	0	0.542
42	Anaheim Ducks	NHL	959	790	283	0.542
43	Dallas Cowboys	NFL	237	201	0	0.541
44	Minnesota Vikings	NFL	236	200	14	0.540
45	Vancouver Canucks	NHL	957	798	269	0.539
46	New York Rangers	NHL	972	813	248	0.539
47	Chicago Blackhawks	NHL	946	791	281	0.538
48	Montreal Canadiens	NHL	953	805	275	0.536
49	Toronto Maple Leafs	NHL	958	811	264	0.536
50	Ottawa Senators	NHL	949	813	271	0.533

**NOTES:** This analysis uses NFL rules when calculating winning percentage, counting ties as a half-win and a half-loss. For NHL teams, overtime losses (OTL) and ties from 2001-2004 (the NHL abolished ties in 2005-2006 and instituted a shootout system) are counted as ties when calculating winning percentage.

*\*The Miami Fusion were contracted following the 2001 MLS season.*

### HIGHEST WINNING PERCENTAGE AMONG BOSTON-AREA MAJOR PROFESSIONAL SPORTS TEAMS, 1994-PRESENT

(Rankings listed below are each team's overall ranking among the 145 major American pro sports teams that have completed more than two full seasons of competition)

Records updated through games completed on October 25, 2021

Rank	Team	Lg.	W	L	T/OTL	Pct.
<b>1</b>	<b>New England Patriots</b>	<b>NFL</b>	<b>301</b>	<b>138</b>	<b>0</b>	<b>0.686</b>
13	Boston Bruins	NHL	1031	700	299	0.582
37	Boston Red Sox	MLB	2397	1971	0	0.549
64	Boston Celtics	NBA	1110	1039	0	0.517
96	New England Revolution	MLS	313	331	176	0.489