



# MIAMI DOLPHINS WEEKLY RELEASE

WEEK 1 • MIAMI DOLPHINS (0-0) AT NEW ENGLAND PATRIOTS (0-0)

SUNDAY, SEPT. 13, 2020 | 1 PM ET | GILLETTE STADIUM | FOXBOROUGH, MASS.



## 2020 MIAMI DOLPHINS SCHEDULE

### REGULAR SEASON

DATE	OPPONENT	STADIUM	TIME/ RESULT	NETWORK	RADIO	PRESENTING SPONSOR	GAME THEME
Sun., Sept. 13	at New England	Gillette Stadium	1 p.m.	CBS	560 WQAM KISS 99.9	Baptist Health	
Sun., Sept. 20	Buffalo	Hard Rock Stadium	1 p.m.	CBS	560 WQAM KISS 99.9		
Thurs., Sept. 24	at Jacksonville	TIAA Bank Field	8:20 p.m.	NFL Net	560 WQAM KISS 99.9		
Sun., Oct. 4	Seattle	Hard Rock Stadium	1 p.m.	FOX	560 WQAM KISS 99.9		
Sun., Oct. 11	at San Francisco	Levi's Stadium	4:05 p.m.*	FOX	560 WQAM KISS 99.9		
Sun., Oct. 18	at Denver	Empower Field at Mile High	4:05 p.m.*	CBS	560 WQAM KISS 99.9		
Sun, Oct. 25	L.A. Chargers	Hard Rock Stadium	1 p.m.*	CBS	560 WQAM KISS 99.9		
Sun., Nov. 1	L.A. Rams	Hard Rock Stadium	1 p.m.*	FOX	560 WQAM KISS 99.9		
Sun., Nov. 8	at Arizona	State Farm Stadium	4:25 p.m.*	CBS	560 WQAM KISS 99.9		
Sun., Nov. 15	N.Y. Jets	Hard Rock Stadium	4:05 p.m.*	CBS	560 WQAM KISS 99.9		
Sun., Nov. 29	at N.Y. Jets	MetLife Stadium	1 p.m.*	CBS	560 WQAM KISS 99.9		
Sun., Dec. 6	Cincinnati	Hard Rock Stadium	1 p.m.*	CBS	560 WQAM KISS 99.9		
Sun., Dec. 13	Kansas City	Hard Rock Stadium	1 p.m.*	CBS	560 WQAM KISS 99.9		
Sun., Dec. 20	New England	Hard Rock Stadium	1 p.m.*	CBS	560 WQAM KISS 99.9		
Dec. 26 or 27	at Las Vegas	Allegiant Stadium	TBD**	TBD	560 WQAM KISS 99.9		
Sun., Jan. 3	at Buffalo	Bills Stadium	1 p.m.*	CBS	560 WQAM KISS 99.9		

\* Game subject to flexible scheduling in Weeks 5-17

\*\* In each of Weeks 15 and 16, up to three of five designated matchups will be played on Saturday with the remainder to be played on Sunday. Specific dates and start times for such designated Week 15 and Week 16 matchups will be determined and announced no later than four weeks prior to game day.

All Dolphins games can be heard on 560 The Joe and Kiss 99.9, the flagship stations of the Miami Dolphins Radio Network, Dolphins.com and throughout South and Central Florida on stations that make up The Miami Dolphins Radio Network. In addition to the game broadcasts, the stations will feature expanded pre-, halftime and postgame shows. Dolphins fans who tune into 560 The Joe will have the opportunity to listen to live broadcasts of Head Coach Brian Flores' day-after game press conferences and "Dolphins Friday," a day of Dolphins' centric-content on the station featuring interviews with players, coaches, and team executives. Fans can also listen to the Dolphins in Spanish on Univision Deportes Radio WQBA 1140 AM.



Fans can visit [Ticketmaster](https://www.ticketmaster.com), the Official Ticketing Partner of the Dolphins and Hard Rock Stadium or Dolphins.com to purchase single-game tickets. To learn more about becoming a Member of the Dolphins and guarantee the best ticket price and location, call 1-888-FINS-TIX or visit [Dolphins.com](https://www.Dolphins.com).



## WEEK 1: NEW ENGLAND TABLE OF CONTENTS

MEDIA INFORMATION	2
IN MEMORIAM – DON SHULA	3
HARD ROCK STADIUM	4-5
NEW BAPTIST HEALTH TRAINING COMPLEX	6
DOLPHINS IN THE COMMUNITY	7
JUNIOR DOLPHINS	8
HARD ROCK STADIUM HEALTH & SAFETY	9
MIAMI DOLPHINS FOUNDATION FOOD RELIEF PROGRAM	10
DON SHULA PATCH	12
DOLPHINS NOTES	13-18
WHAT TO LOOK FOR IN 2020	19-20
DOLPHINS VS. PATRIOTS	21-23
THE LAST MEETING AGAINST THE PATRIOTS	24
2020 ROOKIE CLASS	25
RADIO	26
DEPTH CHART	29
PROJECTED CONTRIBUTORS	30-31
PRONUNCIATION GUIDE	32
TRANSACTIONS	32-33
ROSTERS	34-37
CONTRACT STATUS	38
SUPPLEMENTAL STATS	41-55
THE LAST TIME IT HAPPENED	56-60
GAME SUMMARIES	63-78
EXECUTIVE BIOS	81-83
HEAD COACH BRIAN FLORES	83-84
COACH BIOS	85-86
PLAYER BIOS	87-200
PRACTICE SQUAD & RESERVE LISTS	201
HISTORY & RECORDS	205-281



## WEEKLY MEDIA SCHEDULE: WEEK 1 VS. NEW ENGLAND

8 TUE	9 WED	10 THU	11 FRI	12 SAT	13 SUN	14 MON
<b>Head Coach Brian Flores</b> 8:45 a.m. (Zoom)  <b>Bill Belichick Conference Call</b> 8:45 a.m.  <b>Players</b> 1 p.m. (Zoom)	<b>Head Coach Brian Flores</b> 8:45 a.m. (Zoom)  <b>Players</b> 1 p.m. (Zoom)	<b>Head Coach Brian Flores</b> 8:45 a.m. (Zoom)  <b>Players</b> 1 p.m. (Zoom)	<b>Head Coach Brian Flores</b> 8:45 a.m. (Zoom)  <b>Players</b> 12:30 p.m. (Zoom)	No media availability	<b>Week 1</b> at New England 1 p.m. ET TV - CBS	TBD

\* Please contact the communications department if you would like to cover practice; Practice will be open to media for approximately 30 minutes

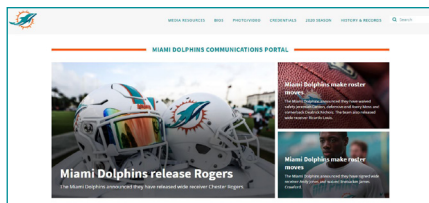
## DOLPHINS ON THE AIR

TV:	CBS	
Broadcasters:	Jim Nantz – Play-By-Play	
	Tony Romo – Color Analyst	
	Tracy Wolfson – Sideline	
Local Radio:	Dolphins Radio Network KISS 99.9-FM WQAM 560-AM	
Broadcasters:	Jimmy Cefalo – Play-By-Play	
	Jason Taylor – Color Analyst	
	Joe Rose – Color Analyst	
Spanish Radio:	Dolphins Spanish Radio WQBA-1140 AM	
Broadcasters:	Roly Martin – Play-By-Play	
	Eduardo Martell – Color Analyst	

## MIAMI DOLPHINS MEDIA WEBSITE

[media.miamidolphins.com](http://media.miamidolphins.com)

The Miami Dolphins media website features everything a media member needs to cover the team. Visitors can find transcripts, press releases, weekly releases, credentials, notes, flip cards, an archive of old media guides and gamebooks and more by visiting [media.miamidolphins.com](http://media.miamidolphins.com).



## COMMUNICATIONS DEPARTMENT



**JASON JENKINS**

Sr. Vice President,  
Communications &  
Community Affairs

O: 954-452-7174  
JJenkins@dolphins.com



**MATT TAYLOR**

Sr. Director of  
Football  
Communications

O: 954-452-7179  
MTaylor@dolphins.com



**BRETT BRECHEISEN**

Football  
Communications  
Manager

O: 954-452-7190  
BBrecheisen@dolphins.com



**RENZO SHEPPARD**

Football  
Communications  
Manager

O: 954-452-7144  
RSheppard@dolphins.com



**SYDNEY WADE**

Corporate  
Communications  
Manager

O: 954-452-7198  
SWade@dolphins.com



**PAOLA ARGUETA**

Corporate  
Communications  
Coordinator

O: 305-943-6703  
PArgueta@dolphins.com



**VIRA HALIM**

Football  
Communications  
Staff Assistant

O: 954-452-7177  
VHalim@dolphins.com



IN MEMORIAM

# DON SHULA

1930 - 2020





# HARD ROCK STADIUM

*A Global Entertainment Destination*




## HISTORY & TRADITION

Hard Rock Stadium is a multi-purpose, open-air complex that recently completed a multi-year renovation that transformed the venue to an epicenter of culture, innovation and spectacle/ Home to the Miami Dolphins, University of Miami college football, the Capital One Orange Bowl game, Jazz in the Gardens, Rolling Loud and the Miami Open presented by Itaú, Hard Rock Stadium features world-class entertainment through its versatility in hosting a wide variety of events. The stadium has hosted six Super Bowls (XXIII, XXIX, XXXIII, XLI, XLIV and LIV), the 2010 NFL Pro Bowl and four BCS National Championship Games (2001, 2005, 2009 and 2013). El Clasico Miami, the first meeting of soccer giants Real Madrid and Barcelona in North America, was hosted at the venue in 2017. Hard Rock Stadium regularly hosts the Brazil Men's National Soccer Team for a series of matches, and the venue has showcased Drone Racing League since the launch of the franchise. The facility will host the 2021 College Football Playoff National Championship.

## DESIGN

Hard Rock Stadium is a global entertainment destination that recently completed a \$755 million, multi-year renovation privately funded by Managing General Partner & Chairman of the Board Stephen Ross to transform the iconic venue into the best Miami has to offer in world-class fare, art, culture and an elevated guest experience. Every aspect of the facility was touched during the renovation. New seating experiences were introduced within the bowl as well as five new premium clubs. The renovation brought four high-definition video boards and the installation of a state-of-the-art canopy that keeps as many as 91 percent of guests in the shade. Remodeled, modernized suites throughout the stadium offer a more intimate club space with improved amenities and food, as well as the addition of theatre boxes and four new corner clubs. The venue boasts remodeled suites with improved amenities and food as well as new landscaping bringing nearly 58,000 new trees and shrubs to the exterior of the stadium.







## ART

Hard Rock Stadium partnered with Goldman Global Arts (GGA) for one of the world's largest indoor street art galleries. Stephen Ross, inspired by the murals that adorn Wynwood Arts District, tapped GGA for the curation of 19 murals by 18 artists from 10 different countries to transform the facility into a vibrant, monumental public art experience. The landmark #ArtUnexpected project looks to create an artistic legacy and cement Hard Rock Stadium as an iconic, world-class venue that reflects Miami's cultural significance in music, sports, entertainment and the arts.

## SUSTAINABILITY

Hard Rock Stadium phased out 99.4% of single-use plastics, including for Super Bowl LIV. On December 22, 2019 the venue was the NFL's first to feature 20oz sustainable draft cups by Ball Corporation, eliminating more than 500,000 plastic cups annually. This will eliminate more than 2.8 million pieces of plastic annually including more than 600,000 plastic bottles. The effort is in collaboration with partners Centerplate and PepsiCo.

The venue sustains a high diverted waste percentage annually through innovative sustainability efforts. This includes bio digesters and composting through liquid food digesters. Furthermore, kitchen oil is recovered into bio fuel, creating renewable energy. The facility sources products from local farms and donates its excess food to local missions. Additionally, the stadium has a no plastic straw policy, waterless urinals and touchless sensor faucets, sorting and recycling as well as energy-efficient LED lighting, and a reduction on paper from mobile tickets and payments. Hard Rock Stadium is a proud member of the Green Sports Alliance.



## TECHNOLOGY

Hard Rock Stadium maintains a commitment to providing its guests with the most innovative technology. With the recent 5G installation in partnership with Verizon, Hard Rock Stadium sits at the forefront of technological advancements and strives to make each experience for its guests as seamless and user-friendly as possible.

## WORLD-CLASS FARE

Hard Rock Stadium embarked on a journey of listening to guests and asking what they prefer for their palate on game day. Years later, this commitment to bring fresh, diverse flavor to guests remains strong. An emphasis is placed on innovative, local cuisine, and together with hospitality provider Centerplate, the venue curates an unparalleled food and beverage experience throughout the facility to all guests.





## NEW BAPTIST HEALTH TRAINING COMPLEX



The Miami Dolphins announced the extension of a multi-year partnership with Baptist Health to construct a state-of-the-art training complex and sports performance clinic in Miami Gardens, Fla. The \$135 million newly named Baptist Health Training Complex will open in Spring 2021.

The partnership with Baptist Health is an extension of a decades-long relationship with the Miami Dolphins, with the entity serving as the Official Sports Medicine Provider as well as the Official Wellness Provider of the Miami Dolphins. Baptist Health also is a proud partner of the Miami Dolphins Foundation working together on a series of initiatives around the health and safety of South Florida students, coaches and parents to grow youth football participation in South Florida.

The 227,200 square-foot complex (135,000 square-foot training facility and 92,200 square-foot indoor field) is more than 50,000 square feet larger than the team's current facility. The Baptist Health Training Complex will house an innovation hub for new technology, spatial computing and a walkthrough space, a state-of-the-art hydrotherapy area, fuel bar, dedicated recovery area including cryotherapy and isolation tanks, an athletic training room with expansive rehabilitation space, meeting rooms with direct access to the fields, a two-story weight room with a cardio deck, locker rooms, equipment space, dining hall, auditorium, an outdoor practice area with two full natural grass fields, full indoor practice facility, a lobby with a grand staircase, office area, press area, fan amenities and a broadcast area.





## MIAMI DOLPHINS IN THE COMMUNITY

The Miami Dolphins are committed to leveraging the power of sports and entertainment to inspire a healthier, more educated and united South Florida community. Together our players, cheerleaders, alumni, staff and partners are dedicated to being difference-makers in our community.



### DOLPHINS CANCER CHALLENGE

Founded in 2010 as the signature initiative of the Miami Dolphins Foundation's health impact area, the Dolphins Cancer Challenge raises funds for cancer research at Sylvester Comprehensive Cancer Center. In its tenth year, the DCC has raised over \$32 million dollars and has become the largest fundraising event in the NFL.



### FINS WEEKEND

Fins Weekend is dedicated to improving the South Florida community through raising funds that benefit the Miami Dolphins Foundation and community partners. The annual fundraiser includes a fishing tournament, beach party and auction featuring Miami Dolphins players, coaches and alumni.



### SALUTE TO SERVICE

The Miami Dolphins are committed to better serving our nation's veterans, active duty service members and their families in year-round programming, which is tied to the Dolphins' community mission and aligns with the NFL's Salute to Service platform and its partners, in an effort to help veterans transition to civilian life by events around uniting and appreciating.



### NAT MOORE SCHOLARSHIP & GRANT ENDOWMENT PROGRAM

The Nat Moore Scholarship & Grant Endowment Program's mission is to provide the youth of Miami-Dade, Broward, Palm Beach and Monroe counties with the financial resources needed to pursue avenues of education and training for employment readiness. Both the scholarship and the grant are expressly designed to bolster efforts to bridge a gap between receiving financial assistance and obtaining a degree or vocational diploma.



### FOOTBALL UNITES™

Miami Dolphins Chairman of the Board/Managing General Partner Stephen Ross and Dolphins players created the FOOTBALL UNITES™ program as a way to bring positive social change. The Miami Dolphins believe it is important to be inclusive of the diversity and aware of the intersections that make up South Florida, uniting groups of different races, genders, sexual orientations, identities, abilities and faiths around the power of football.





## JUNIOR DOLPHINS

The Junior Dolphins program encourages youth players and coaches to teach, learn and play football in a fun and safe environment. The Junior Dolphins program is designed to give kids access to learn the fundamentals of football using the NFL's top resources. To grow the game, the Junior Dolphins program will work to educate coaches, parents and youth on the health and safety of football with a strong emphasis on character development. Junior Dolphins is building the next generation of Dolphins Fans.



### COACHING

The Junior Dolphins are committed to educating and preparing coaches to meet the needs of our South Florida youth football players both on and off the field. The Junior Dolphins host an annual coaches clinic which offers classroom and on-field sessions focused on game and practice techniques, motivational tools and core football competencies and supports USA Football by helping coaches become Heads Up Football certified.




### COMMUNITY

The Junior Dolphins program works to strengthen and empower the South Florida youth football community. In partnership with the NFL Foundation and the Miami Dolphins Foundation, Junior Dolphins strives to leverage the power of sports and entertainment to inspire a healthier, more educated and united South Florida through donation programs, team visits to training camp and diversity and inclusion activities.



### CAMPS

The Junior Dolphins non-contact camp experience allows players of all levels to learn the fundamentals of the game, work on their football skills and play the game of football in a fun and safe environment.



### PARTNER LEAGUES

The Dolphins Flag Football League (DFFL) and Junior Dolphins League Program focuses on giving athletes an opportunity to compete in the South Florida area. The DFFL is designed to give high school flag football players a place to expand their skills and the competitive league offers another opportunity to play organized games. The Junior Dolphins League Program strives to help local youth football organizations teach, learn, and play the game in a fun safe environment.



## MIAMI DOLPHINS AND HARD ROCK STADIUM HEALTH AND SAFETY INITIATIVES



The Miami Dolphins and Hard Rock Stadium announced a limited stadium capacity for the 2020 home opener. A maximum of 13,000 fans will be allowed at the first regular season home game on September 20 when the Dolphins face the Buffalo Bills.

The organization conducted a thorough review starting in late March of the fan experience with the intent to provide minimal contact for guests and announced a series of initiatives in July designed to create a safe environment in 2020. Policies for the 2020 season will include:

- GBAC Star certification
- Socially distanced seating clusters
- All fans and stadium employees will be required to wear a mask when not actively eating or drinking
- Upgrading Air Conditioning filters from Minimum Efficiency Reporting Value (MERV) 10 to MERV 14 (Hospital Grade)
- Mobile touchless entry with more points of entries and exits to help avoid bottlenecks at ingress/egress
- Staggered gate entry with entry times listed on game tickets
- Cashless experience for food service, parking and retail
- New walk through metal detectors with touchless security screening to allow fans to keep all items in their pockets for faster entry
- 1 metal detector for every 104 fans vs 1 metal detector for every 394 fans in 2019
- Changing from manual to contactless toilets and faucets
- No smoking inside the stadium or helixes
- No tailgating for 2020 season with parking lots open two hours before kickoff instead of four hours

Upon entry, fans will go through a touchless security scan. Food, beverage, parking and retail will become a cashless experience supported by in-app mobile and credit card payment options. Express pickup for food and beverage will also be available. Fans will receive SMS notifications when their order is ready. Furthermore, all manual faucets, toilet handles, toilets, soap dispensers and paper towel dispensers have been changed to automatic sensors to provide a touchless restroom experience.

These programs are in addition to Hard Rock Stadium becoming the first stadium in the world to receive GBAC STAR™ accreditation from the Global Biorisk Advisory Council (GBAC), a Division of ISSA, the worldwide cleaning industry association. Hard Rock Stadium completed 20 program elements focused on cleaning, disinfection and infectious disease prevention practices to control risks associated with infectious agents.

Season ticket members had first priority to purchase tickets based on their tenure. All season ticket members had the option to roll their 2020 payments into the 2021 season and retain all of their tenure, seats and associated benefits, and any season ticket members who may be considered at-risk based on CDC guidelines were strongly encouraged to exercise the 2021 option and stay at home in 2020.



## MIAMI DOLPHINS IN THE COMMUNITY



### MIAMI DOLPHINS FOUNDATION FOOD RELIEF PROGRAM

In the midst of record unemployment and food insecurity brought on by COVID-19, Miami Dolphins Owner Stephen Ross and the Miami Dolphins Foundation announced a multi-million-dollar major-gift commitment through the Miami Dolphins Foundation at providing jobs and nutrition on a sustained and long-term basis through the Miami Dolphins Food Relief Program.

The 12-month program that started on June 1 provides 1,000 meals prepared by Centerplate, the team's food, beverage and retail partner, each weekday out of Hard Rock Stadium to families in need in Miami Gardens. Each weekend, the Dolphins work with area churches, local leadership, and community groups to purchase food from local restaurants to provide a minimum of 1,000 meals each weekend that will be distributed to those dealing with food insecurity. Through these partnerships, the program generates jobs and revenue for the local restaurant industry, while employing guest services and security staff at the stadium that have been idled as a result of COVID-19-related event cancellations.

Stephen Ross and the organization will invest \$2 million in the Miami Dolphins Foundation Food Relief Program and will work to raise an additional \$1 million by matching all dollars raised by the South Florida community and Miami Dolphins fans worldwide. Together with corporate partner contributions, the program looks to make a potential \$5 million total impact. Individuals and businesses that wish to participate in the match program can donate online at [dolphins.com/meals](https://dolphins.com/meals).

#### Weekly Miami Dolphins Foundation Food Relief Program Progress Tracker:

*(as of Sept. 4, 2020)*

**Total Matching Dollars Raised: \$322,327**

**Total Meals Distributed: 123,519**

**Total Organizations Served: 114**



## MIAMI DOLPHINS IN THE COMMUNITY



### MIAMI DOLPHINS AND AIR PROS USA SURPRISE SOUTH FLORIDA FAMILIES WITH NEW AIR CONDITIONING UNIT

The Miami Dolphins in collaboration with Air Pros USA, the team's official air conditioning partner, surprised families throughout the South Florida community with the donation and instalment of new-air conditioning units.

The Miami Dolphins FOOTBALL UNITES™ program worked through nominations from its community partners such as the Greater Miami South Florida Pop Warner, Inc., the National Association for the Advancement of Colored People (NAACP) and the Wounded Warrior Project (WWP) to select the recipients in an effort to improve comfortability and living quality.

Throughout the months of August and September, the Miami Dolphins and Air Pros USA selected and visited three families to make the donations with the help of the organization's FOOTBALL UNITES™ partners to give back to South Florida families in need.

Miami Dolphins Chairman of the Board/Managing General Partner Stephen Ross and Dolphins players created the FOOTBALL UNITES™ program as a way to bring positive social change. These initiatives align with the Miami Dolphins' commitment to leveraging the power of sports and entertainment to inspire a healthier, more educated and united South Florida community.





## IN MEMORIAM – DON SHULA



### MIAMI DOLPHINS TO WEAR JERSEY PATCH TO HONOR LEGENDARY FOOTBALL COACH DON SHULA

The Miami Dolphins will wear a jersey patch during the 2020 season to commemorate legendary football coach and Pro Football Hall of Famer Don Shula. The patch will feature Shula's name and "347" to signify his all-time career wins, the most in NFL history. Dolphins coaches and team personnel will also wear a pin with the patch design throughout the year.

"Don Shula's lasting impact on the Miami Dolphins, NFL and South Florida community is immeasurable," said Miami Dolphins Owner Stephen Ross. "We are proud to continue honoring his historic life and legacy with a patch that is emblematic of his success on the football field as the winningest coach in our league's history."

This will be the first time in the Dolphins' 54 seasons that a patch will be worn to honor an individual. In 2019, the team wore special helmet decals with the initials of Hall of Fame alumni who passed away, including linebacker Nick Buoniconti and center Jim Langer. The team had previously worn helmet stickers with their uniform numbers to honor the memories of active Dolphins players who had passed away, including running back David Overstreet (1984) and linebacker Larry Gordon (1983). The Dolphins wore a black armband on their jerseys with the initials "JR" in 1990 to honor the passing of team founder Joe Robbie.

Shula is survived by his wife, the former Mary Anne Stephens. At the time of his passing, their family together included eight children, 16 grandchildren and five great-grandchildren.







## TEAM NOTES

### DOLPHINS RETURN TO FOXBORO TO OPEN 2020 SEASON

The Dolphins will look to begin the 2020 season the same way they ended 2019, with a win in Foxboro over the New England Patriots. Miami won the 2019 season-finale at Gillette Stadium, 27-24. **Last year was the team's first win in Foxboro since the 2008 "Wildcat Game."**

The Dolphins have won three of their past five meetings with New England, dating back to December 2017.

### FLORES ENTERS HIS SECOND SEASON AS NFL HEAD COACH

**Brian Flores** was hired by the Dolphins in 2019, becoming the 13th head coach in team history and **has a wealth of leadership and experience, having coached all three phases of the game – offense, defense and special teams – and beginning his professional career as a scout.**

During his 16 years in the NFL, Flores has won four Super Bowls – XXXIX, XLIX, LI and LIII – and seven AFC championships.

As a first-time head coach, **Flores looked to instill three core qualities in his team – toughness, discipline and intelligence.** He did that in 2019, overseeing the youngest team in the NFL and making big strides in the second half of the season.

**Flores was a two-year starter at linebacker at Boston College and was part of four bowl-winning teams.** He was named to the Big East All-Academic Team in 2003.

**A native of Brooklyn, New York, Flores attended Poly Prep.** He graduated from Boston College with his bachelor's degree in English and a master's degree in administrative studies.

### BREAKING DOWN THE DOLPHINS ROSTER:

Here is how the Dolphins' current 53-man roster breaks down (as of Sept. 6, 2020):

- There are 26 offensive players, 24 defensive players and three specialists.
- Of the 53 players on Miami's roster, **25 of them (47.2 pct.) were drafted by the Dolphins.**
- Miami also has four undrafted college free agents on the roster that began their NFL careers with the Dolphins, bringing the total to **29 of the 53 players (54.7 pct.) that began their NFL careers with the Dolphins.**
- Of Miami's 53 players, **10 of them (18.9 pct.) were not selected in the NFL draft.**
- A total of **51 of the 53 players (96.2 pct.) are 28 years old or younger.**

### DOLPHINS FINISH 2019 FOURTH IN THE NFL IN PENALTIES

With Head Coach **Brian Flores'** emphasis on playing disciplined football, the Dolphins saw a big reduction in penalties. **The Dolphins finished fourth in the NFL by committing just 92 accepted penalties.** Their 769 penalty yards this season were also the fourth-best mark in the NFL.

**Miami's offense committed just 32 offensive penalties, the second-fewest in the league.**

Prior to Flores' arrival, the Dolphins had the eighth-most penalty yards in the NFL in 2018 (978) and had the second-most total penalties (137) in the league in 2017.

### MIAMI'S YOUTH MOVEMENT

The Dolphins enter the 2020 season with two of the three youngest players in the NFL on their roster, and both were first-round picks in the 2020 NFL draft. **CB Noah Igbinoghene** (DOB: 11/27/99) is the youngest player in the NFL and the only one under 21 years old. He was drafted 30th overall. **T Austin Jackson** (8/11/99) is the third youngest player in the league, just two days younger than Baltimore **LB Patrick Queen**. Jackson was the 18th pick of the draft.

As a team, **the Dolphins enter Week 1 with the second youngest average age per player in the NFL:**

YOUNGEST TEAMS IN THE NFL		
	TEAM	AVG. AGE
1.	Jacksonville	25.45
2.	MIAMI	25.57
3.	L.A. Rams	25.61
4.	Cleveland	25.92
5.	Minnesota	25.95

BY DRAFT ROUND	
ROUND	NO.
1st	8 players
2nd or 3rd	12 players
4th or 5th	9 players
6th or 7th	14 players
Undrafted	10 players

BY EXPERIENCE	
YEARS	NO.
Rookie-1	11 players
2-3	18 players
4-5	17 players
6-9	6 players
10+	1 player

BY AGE	
AGE	NO.
20-24	21 players
25-28	30 players
29-32	1 player
33+	1 player



## OFFENSE NOTES

### FITZPATRICK ENTERS 16TH NFL SEASON ON PACE TO SET CAREER MARKS

**QB Ryan Fitzpatrick** has played 15 NFL seasons for eight different franchises, and has accumulated a lot of career stats. **Fitzpatrick enters the 2020 season:**

- 11 starts shy of 150 in his career.
- 15 passing TDs shy of becoming the 23rd player in NFL history with 225 passing TDs.
- 114 completions shy of becoming the 27th player in NFL history with 3,000 completions.
- 213 pass attempts shy of becoming the 29th player in NFL history with 5,000 pass attempts.
- 2,114 passing yards shy of becoming the 29th player in NFL history with 35,000 passing yards.

Fitzpatrick is already the first player in NFL history to have a 300-yard passing game for seven different franchises. **He's the first QB to win a start with seven different franchises, to throw a touchdown pass with eight different teams and to start a game for eight different organizations.** Fitzpatrick is the first QB to have a four-TD game with six different teams.

### FITZPATRICK CLOSED 2019 WITH HOT STREAK

**QB Ryan Fitzpatrick** finished the 2019 season playing some of the best football of his career. **He closed the year with back-to-back 300-yard games in wins over Cincinnati and at New England.**

In Week 16 vs. Cincinnati, Fitzpatrick threw for a career-high 419 yards and four touchdowns. **He became just the second QB in Dolphins history to have a 400-yard, four-TD game in the regular season.** Dan Marino accomplished the feat seven times in the regular season and once in the playoffs. **Don Strock** did it in a playoff game on Jan. 2, 1982 vs. San Diego.

In Week 15, Fitzpatrick surpassed the 3,000-yard mark, **becoming the sixth passer in Dolphins history – and first since 2015 – to total 3,000 passing yards in a season.** It marked the fifth time in Fitzpatrick's career he topped the 3,000-yard plateau.

Fitzpatrick was also clutch late in games. **He has 17 game-winning drives in his career and four of them came in Miami's last eight games of 2019.** He led a 13-play, 75-yard drive that was capped off by a 5-yard touchdown pass to **TE Mike Gesicki** with 24 seconds left to beat New England in the season finale. **It was Miami's first win at New England since 2008.**

### PARKER FINISHED 2019 FIFTH IN LEAGUE IN RECEIVING

**WR DeVante Parker** had a career year in 2019, his fifth season in the NFL. **Parker set new career highs in every major receiving category** with 72 receptions for 1,202 yards (16.7 avg.) and nine touchdowns. **His 1,202 receiving yards were fifth in the NFL in 2019.**



#### NFL RECEIVING YARDS LEADERS (2019)

PLAYER	TM	REC	YDS	TDs
1. Michael Thomas	NO	149	1,725	9
2. Julio Jones	Atl.	99	1,394	6
3. Chris Godwin	TB	86	1,333	9
4. Travis Kelce	KC	97	1,229	5
5. <b>DeVANTE PARKER</b>	<b>MIA.</b>	<b>72</b>	<b>1,202</b>	<b>9</b>

**He became the fifth Dolphins player to top 1,200 receiving yards in a season** and his 1,202 yards are sixth in single-season Dolphins history.

#### DOLPHINS SINGLE-SEASON RECEIVING YARDS LEADERS

PLAYER	YR	REC	YDS	TDs
1. Mark Clayton	1984	73	1,389	18
2. Mark Duper	1986	67	1,313	11
3. Mark Duper	1984	71	1,306	8
4. Irving Fryar	1994	73	1,270	7
5. Brandon Marshall	2011	81	1,214	6
6. <b>DeVANTE PARKER</b>	<b>2019</b>	<b>72</b>	<b>1,202</b>	<b>9</b>
7. Jarvis Landry	2015	110	1,157	4

**Parker posted four 100-yard receiving games in the final seven contests of 2019.** His nine receiving touchdowns were tied for fourth in the NFL.

Since Miami's Week 5 bye last year, Parker had 62 receptions for 1,001 yards (16.1 avg.) and eight touchdowns. **In that span, Parker's 1,001 receiving yards led the AFC and were third in the NFL.** His eight receiving touchdowns were tied for the most in the league.





## OFFENSE NOTES

### GESICKI PLAYED HIS BEST FOOTBALL NEAR END OF 2019

**TE Mike Gesicki** showcased his playmaking ability in the second-half of the 2019 season. **He caught the game-winning 5-yard touchdown with 24 seconds remaining in the season finale against the Patriots** to help Miami win at New England for the first time since 2008. The previous week vs. Cincinnati, **Gesicki had the first multi-score game of his career** after he caught touchdown passes of 31 and 13 yards.

**Gesicki closed 2019 with five touchdown receptions in the final six games**, the first five touchdowns of his career. **His five touchdown receptions in that span were tied for the second-most by any NFL player.**

**Gesicki finished the 2019 season fifth among AFC tight ends with 570 receiving yards** and fifth with 51 receptions. His 570 receiving yards were the most by a Dolphins tight end since **Charles Clay** had 605 in 2014 and 12th-most by a tight end in team history.

Since Miami returned from the bye in Week 6 last year, **Gesicki was fourth among AFC tight ends with 45 receptions and fifth with 519 receiving yards.**

### HOWARD AND BREIDA ADD NEW BLOOD TO BACKFIELD

The Dolphins signed **RB Jordan Howard** and traded for **RB Matt Breida** this offseason, giving the Dolphins two experienced running backs.

**Howard has been the NFL's third-leading rusher since he entered the league** as a fifth-round pick with Chicago in 2016, totaling 3,895 career rushing yards:

#### NFL RUSHING LEADERS (SINCE 2016)

PLAYER	TEAMS	ATT	YDS	TD
1. Ezekiel Elliott	Dallas	1,169	5,405	40
2. Todd Gurley	LAR/Atl.	1,036	4,298	48
3. <b>JORDAN HOWARD</b>	CHI/PHI/MIA.	897	<b>3,895</b>	<b>30</b>
4. Derrick Henry	Tennessee	804	3,833	38
5. Mark Ingram	NO/Bal.	775	3,830	34

With the NFC Champion 49ers, **Breida averaged 5.07 yards per carry in 2019, ranking 5th among all NFL running backs** with at least 100 attempts.

### NEW LOOK OFFENSIVE LINE

The Dolphins are expected to start as many as four new faces on the offensive line this week as **G/T Jesse Davis** is the only returning offensive lineman that's projected to start. In the offseason, the Dolphins acquired **G Ereck Flowers** and **C Ted Karras** in free agency and drafted three offensive linemen – **T Austin Jackson**, **G/T Robert Hunt** and **G Solomon Kindley**.

### FORD FINISHED THE 2019 SEASON STRONG

**WR Isaiah Ford** has fought through a lot of adversity in his young NFL career. **Originally a seventh-round pick by Miami in the 2017 NFL draft**, Ford missed his entire rookie season due to injury. He spent most of the 2018 season on the team's practice squad, appearing in just one game and playing 13 offensive snaps. Ford spent most of the first half of the 2019 on Miami's practice squad again before injuries **thrust him onto the active roster in the final month of the season.**

Ford made the most of his first opportunity for extended playing time. **In December of 2019, he caught 21 passes for 235 yards (11.2 avg.)** and made several critical plays that helped the Dolphins finish 3-2 in the season's final month.

**In Week 16 vs. Cincinnati, Ford caught two passes for 43 yards (21.5 avg.) on Miami's game-winning drive in overtime.** One of his receptions was a 15-yard gain that converted a third-and-10 to continue the drive.

Ford had a career-high seven receptions for 54 yards (7.7 avg.) in the season finale at New England. He had two receptions for nine yards (4.5 avg.) on the game-winning drive, **converting a critical third down early in the possession and then picking up a first down at the New England 5-yard line** that set up the game-winning touchdown reception by **TE Mike Gesicki**.

### WILLIAMS FINISHED 2019 AMONG NFL'S TOP ROOKIE WIDE RECEIVERS

**WR Preston Williams** was signed by the Dolphins as an undrafted college free agent on May 9, 2019 out of Colorado State and made an instant impact on the Dolphins offense before suffering a season-ending injury in Week 9 vs. the N.Y. Jets. **He was one of three rookie wide receivers to start at least seven of his team's first eight games in 2019.**

Williams was outplaying his undrafted status. **At the time of his injury and among rookie wide outs, he was tied for the NFL lead with 32 receptions, fourth with 428 receiving yards and tied for fourth with three receiving touchdowns** despite 27 wide receivers being selected in the 2019 NFL draft.

#### MOST RECEPTIONS (2019 ROOKIE WRs AT END OF WEEK 9)

PLAYER	TM	REC	YDS	TDs
1. <b>PRESTON WILLIAMS</b>	MIA.	32	428	3
Terry McLaurin	Was.	32	497	5
3. DK Metcalf	Sea.	29	525	5
4. A.J. Brown	Ten.	26	429	3
Diontae Johnson	Pit.	26	299	3



## DEFENSE NOTES

### MIAMI ADDS SEVERAL DEFENSIVE PLAYMAKERS IN THE OFFSEASON

The Dolphins made several additions in free agency and the draft on the defensive side of the ball this offseason. Miami signed seven unrestricted free agents on defense that have played in at least 50 NFL games in **S Clayton Fejedelem**, **LB Kamu Grugier-Hill**, **CB Byron Jones**, **DE Shaq Lawson**, **DE Emmanuel Ogbah**, **LB Elandon Roberts** and **LB Kyle Van Noy**.

**Four of the newcomers – Grugier-Hill, Roberts, Ogbah and Van Noy – have all won Super Bowls.** Grugier-Hill was part of Philadelphia's Super Bowl LII title, Ogbah won Super Bowl LIV with Kansas City and Roberts and Van Noy won Super Bowls LI and LIII with New England.

**Fejedelem, Karras Roberts and Van Noy have been selected captains by their teammates this season.**

**Jones was a second-team All-Pro and earned a Pro Bowl selection in 2018 with Dallas.** He was named No. 97 on the NFL Network's Top 100 list in 2019 and has appeared in 79 career games with 73 starts.

Roberts and Van Noy have each played in 10 postseason games with seven starts. **Van Noy has 81 career games played with 51 starts and has totaled 279 tackles (192 solo) and 17.5 sacks.** He's also scored three career touchdowns on defense and special teams.

Roberts has played in 60 career games with 33 starts, totaling 202 tackles (118 solo) and four sacks.

**Ogbah and Lawson have combined for 34.5 career sacks.** Ogbah has played in 50 career games with 44 starts and totaled 154 tackles (93 solo) and 18 sacks while Lawson has played in 50 games with 17 starts and totaled 108 tackles (63 solo) and 16.5 sacks.

Fejedelem has not missed a game in his four-year NFL career, appearing in 64 consecutive contests.

The Dolphins also drafted four defensive players that made the initial 53-man roster – **CB Noah Igbinoghene** (1st round), **DT Raekwon Davis** (2nd round), **S Brandon Jones** (3rd round) and **DE Jason Strowbridge** (5th round).

Igbinoghene is a former wide receiver who converted to cornerback in 2018. Davis, Jones and Strowbridge were all three-year starters at Power 5 programs (Davis at Alabama, Jones at Texas and Strowbridge at North Carolina).

### XAVIEN HOWARD IS TIED FOR MOST INTERCEPTIONS IN THE NFL SINCE DECEMBER 2017

**CB Xavien Howard** was limited to just five games in 2019 due to injury, but is still **tied for the most interceptions in the NFL dating back to December 2017.**

In that span, **Howard has appeared in just 22 games but has 12 interceptions.** Here is where he stacks up against the rest of the league since then:

MOST INTERCEPTIONS (DECEMBER 2017 – PRESENT)		
NAME		INT
1. <b>XAVIEN HOWARD (MIA.)</b>		<b>12</b>
Kyle Fuller (Chi.)		12
3. Kevin Byard (Ten.)		11
4. Tre'Davious White (Buf.)		10
Damontae Kazee (Atl.)		10
Marcus Peters (KC/LAR/Bal.)		10

With Howard back on the active roster, here is a look at where he stacked up when he was healthy in 2018, as **he tied for the NFL lead with seven interceptions two years ago:**

MOST INTERCEPTIONS (2018)		
NAME		INT
1. <b>XAVIEN HOWARD (MIA.)</b>		<b>7</b>
Kyle Fuller (Chi.)		7
Damontae Kazee (Atl.)		7
4. Eddie Jackson (Chi.)		6

### BAKER SHINES IN SECOND SEASON

**LB Jerome Baker** has made an immediate impact since being a third-round pick (73rd overall) of Miami's in 2018. **He led the team with 124 tackles (74 solo) in 2019 and his total was fourth in the AFC.** With 95 tackles (58 solo) since the bye week, Baker was 10th in the NFL in that span.

**Baker's 200 career tackles (130 solo) are seventh among players in his draft class and all of the players with more tackles than Baker were drafted before him.**

MOST CAREER TACKLES (2018 DRAFT CLASS)					
PLAYER	TM	TOT	SOLO	ASST	
1. Darius Leonard	Ind.	284	182	102	
2. Fred Warner	SF	241	173	68	
3. Tremaine Edmunds	Buf.	236	146	90	
4. Roquan Smith	Chi.	221	154	67	
5. Jessie Bates	Cin.	211	144	67	
6. Leighton Vander Esch	Dal.	210	145	65	
7. <b>Jerome Baker</b>	<b>MIA.</b>	<b>200</b>	<b>130</b>	<b>70</b>	
8. Terrell Edmunds	Pit.	178	123	55	
9. Rashaan Evans	Ten.	164	102	62	
10. Justin Reid	Hou.	159	121	38	



## DEFENSE NOTES

### WILKINS MADE BIG IMPACT AS A ROOKIE IN 2019

DT **Christian Wilkins** was Miami's first-round pick (13th overall) in the 2019 NFL draft and quickly become a key piece on the Dolphins defense. **Wilkins finished his rookie season with 56 tackles (30 solo), two sacks and two passes defended.**

Wilkins' 56 tackles were **the most by any rookie defensive lineman in the NFL in 2019 and tied for the third-most by a rookie linemen in the NFL since 2015.** The total was fifth among all NFL defensive tackles.

Wilkins also showed off his athleticism on offense. Lining up as a fullback in Week 16 vs. Cincinnati, Wilkins caught a 1-yard touchdown pass on Miami's first possession of the game. **He became the second defensive player in Dolphins history to catch a touchdown after Vern Den Herder did so in 1978.** In fact, **Wilkins is the first Dolphins defender to catch a pass since DeWayne Dotson in 1997.**

Wilkins also recorded a sack in the game **making him just the third NFL player in the past decade to record a sack and catch a touchdown in the same game.** Tampa Bay's **Vita Vea** accomplished the feat earlier this season while Houston's **J.J. Watt** has done it twice in his career.

### DOLPHINS RETURN A PAIR OF EXPERIENCED SAFETIES

The Dolphins enter 2020 with a pair of experienced defensive backs playing safety. In fact, both **S Bobby McCain** and **S Eric Rowe** began their NFL careers as cornerbacks before transitioning to the safety role in 2019.

**McCain has played more games in a Dolphins uniform than anyone on the roster, appearing in 71 career contests with 40 starts.** He is tied with **WR DeVante Parker** for being the longest tenured Dolphins as both were selected in the 2015 draft. McCain went in the fifth-round at No. 145 overall and transitioned to safety in the 2019 offseason. He's a captain this season for the second year in a row.

**Rowe** joined the Dolphins as an unrestricted free agent from New England in 2019. He opened the 2019 season at cornerback but moved to safety midseason where he has remained ever since. Rowe played in all 16 games with 15 starts last year and **was responsible for one of Miami's biggest defensive plays of the season, a pick-six of QB Tom Brady in Miami's Week 17 win at New England.**

### LAST YEAR GODCHAUX POSTED THE MOST TACKLES BY A DOLPHINS DEFENSIVE LINEMAN SINCE AT LEAST 2000

DT **Davon Godchaux** was the Dolphins' Walter Payton NFL Man of the Year nominee – and he was also among the NFL leaders in tackles. **Godchaux had 75 stops (33 solo) in 2019, which led all NFL defensive tackles, was third among all NFL defensive linemen and the most by a Dolphins defensive lineman since at least 2000.**

Godchaux entered the NFL as a fifth-round pick (178th overall) by Miami in the 2017 NFL draft and has vastly outperformed his draft status. **His 163 career tackles (90 solo) are fourth among NFL defensive tackles and 13th among defensive linemen since he entered the league in 2017** and ahead of several perennial Pro Bowl players such as **Aaron Donald, Geno Atkins, Ndamukong Suh, Gerald McCoy and Fletcher Cox.**

Godchaux's 163 tackles are the most by any defensive linemen in his draft class despite there being 28 defensive linemen drafted ahead of him.



### UNDRAFTED CORNERBACK AMONG NFL LEADERS IN 2019

CB **Nik Needham** entered the NFL as an undrafted college free agent with the Dolphins on May 9, 2019. After starting the 2019 season on the practice squad, Needham was promoted to the active roster when the team returned from the bye in Week 6. **Since then, he played in all 12 games with 11 starts and finished the season as the team leader with two interceptions and 11 passes defended.**

**His 11 passes defended were second among all NFL rookies this season.** Needham had 10 passes defended in his final eight games, tied for the fifth-most among all NFL players in that span.





## SPECIAL TEAMS NOTES

### SANDERS IS MOST ACCURATE KICKER IN TEAM HISTORY

On his final field goal attempt of 2019, **K Jason Sanders** jumped to the top of the Dolphins' all-time field goal percentage leaders. Needing 50 attempts to qualify, Sanders drilled his 50th attempt. **His 82.0 career pct. (41-of-50) is the best mark in team history.**



**Sanders won AFC Special Teams Player of the Week twice in 2019 and was named AFC Special Teams Player of the Month for the month of December.**

**Sanders did all of the scoring for Miami in Week 14 at the N.Y. Jets last year, kicking a franchise-record seven field goals.** It broke the previous mark set by **K Olindo Mare** on Oct. 17, 1999 at New England. He connected from, in order: 22 yards, 25 yards, 28 yards, 31 yards, 53 yards, 48 yards and 37 yards.

**Sanders became just the eighth player in NFL history to kick at least seven field goals in a game and the first since 2018 when N.Y. Jets K Jason Myers had seven vs. Indianapolis.**

### MOUNTAINEER SHOT

In Week 13 vs. Philadelphia last year, the Dolphins took a second-quarter lead on one of the more unique plays in NFL history. With the play called "Mountaineer Shot" in honor of former Dolphins **C Daniel Kilgore's** alma mater, Appalachian State, Miami ran a fake field goal that saw **P Matt Haack** complete a 1-yard touchdown pass to **K Jason Sanders**. The play was named the 2019 NFL Bridgestone Play of the Year at NFL Honors, **marking the second season in a row the Dolphins won the award** after taking the 2018 honor for "The Miami Miracle."

**Sanders became the first kicker to catch a touchdown in the NFL since Denver's Jim Turner on Oct. 16, 1977.** The last time an NFL kicker scored a touchdown was Arizona's **Jay Feely** on a 5-yard rush on Dec. 12, 2010 vs. Denver.

According to Elias Sports Bureau, **the last time a player with the most punts on his team and a player with the most XP/FGA on his team combined on a touchdown pass was the San Diego Chargers on Dec. 6, 1964.** John Hadl was the team's primary quarterback but he also was the punter. **Keith Lincoln** was also a running back that season and caught the throw from Hadl.

### HAACK HAS BEST NET AVERAGE IN TEAM HISTORY

**P Matt Haack** is entering his fourth NFL season and has been very good at flipping field position. **His 40.0 career net punt average is the best in Dolphins history.**



Haack has also been strong at pinning opponent's deep inside their own territory. His 30 punts inside the 20 in 2017 were the most in the league by a rookie punter that season. **In 2018, Haack set a new Dolphins single-season record with 35 punts inside the 20, breaking the record of 33 set by P Brandon Fields in 2013.** Haack had 23 punts inside the 20 in 2019.

Haack has four career games with **at least five punts inside the 20, which is a Dolphins record despite Haack's career spanning just 48 games.**

### GRANT ONE OF THE LEAGUE'S TOP RETURNERS

**WR Jakeem Grant Sr. is the Dolphins' all-time recordholder with four special teams return touchdowns in his career – 2 punt returns and 2 kickoff returns.**

**Grant's two punt return touchdowns are tied for the most in franchise history.** His two kickoff return touchdowns are tied for second in team annals.

**"Mighty Mouse" has a career kickoff return average of 25.1, which ranks third in team history.** His 2,031 career kickoff return yards are eighth on Miami's all-time charts and sixth in the NFL since he entered in 2016, while his 589 career punt return yards rank 10th in Dolphins history and are 11th in the league since 2016.

### A DOLPHINS WIN WOULD...

- Be Miami's third season-opening victory in the past four seasons and six in the past eight.
- Give the Dolphins a 30-24-1 all-time record in season openers.
- Give Miami three consecutive victories and six wins in their past 11 games dating back to the 2019 season.
- Mark the first time the Dolphins have won back-to-back games at New England since the 1999-2000 seasons.



## WHAT TO LOOK FOR IN 2020

### LB JEROME BAKER...

- Has 200 total tackles. Needs 50 tackles to reach 250 in his career and become the 1st Dolphins player since LB Channing Crowder (2005-07) to total at least 250 tackles in the 1st 3 seasons of his career.
- Has 4.5 sacks. Needs 5.5 sacks to reach 10 in his career.

### RB MATT BREIDA...

- Has 43 games played. Needs 7 games played to reach 50 in his career.
- Has 381 carries. Needs 119 carries to reach 500 in his career.
- Has 1,902 rushing yards. Needs 98 rushing yards to reach 2,000, 598 to reach 2,500 and 1,098 to reach 3,000 in his career.
- His 4.99 rushing average is 4th in the NFL since he entered the league in 2017 (min. 275 att.).
- Has 5 100-yard rushing games. Needs 5 100-yard rushing games to reach 10 in his career.

### T JULIÉN DAVENPORT...

- Has 35 games played. Needs 15 games played to reach 50 in his career.

### G/T JESSE DAVIS...

- Has 47 games played. Needs 3 games played to reach 50 in his career.
- Has 41 starts. Needs 9 starts to reach 50 in his career.

### S CLAYTON FEJEDELEM...

- Extending his consecutive games streak, which currently stands at 64, having played in every game in his 4-year NFL career. He is one of 8 NFL defensive backs to play in all 64 games since he entered the league in 2016.
- Has 64 games played. Needs 11 games played to reach 75 in his career.
- Has 36 special teams tackles. Needs 14 special teams tackles to reach 50 in his career.

### QB RYAN FITZPATRICK...

- Has 139 starts. Needs 11 starts to reach 150 in his career.
- Has 2,886 completions. Needs 114 completions to become the 27th player in NFL history to reach 3,000 career completions.
- Has 4,787 pass attempts. Needs 213 pass attempts to become the 29th player in NFL history to reach 5,000 career pass attempts.
- Has 32,886 passing yards. Needs 2,114 passing yards to become the 29th player in NFL history to reach 35,000 career passing yards.
- Has 210 passing touchdowns. Needs 15 passing touchdowns to become the 23rd player in NFL history to reach 225 career passing touchdowns.
- With 3,000 passing yards, he will post the 6th 3,000-yard passing season of his career and will become the 3rd quarterback in Dolphins history, joining Dan Marino and Ryan Tannehill, to post multiple 3,000-yard passing seasons.
- Extending his streak of consecutive seasons with at least 100 pass attempts to 13.
- With 20 passing touchdowns, he will post the 6th 20-plus passing touchdown season of his career and will become the 4th quarterback in Dolphins history, joining Bob Griese, Dan Marino and Ryan Tannehill, to post multiple 20-plus passing touchdown seasons.

- Has 12 4th-quarter comeback victories. Needs 3 4th-quarter comeback victories to reach 15 in his career.
- Has 17 game-winning drives. Needs 3 game-winning drives to reach 20 in his career.
- Has 21 300-yard passing games. Needs 4 300-yard passing games to reach 25 in his career.
- Has 2 consecutive 300-yard passing games. Needs 300 yards passing in the season opener to tie the franchise record with 3 consecutive 300-yard passing games, held by Dan Marino on 4 different occasions.

### T ERECK FLOWERS...

- Has 71 starts. Needs 4 starts to reach 75 in his career.

### S KAVON FRAZIER...

- Has 44 games played. Needs 6 games played to reach 50 in his career.
- Has 17 special teams tackles. Needs 8 special teams tackles to reach 25 in his career.

### TE MIKE GESICKI...

- Has 772 receiving yards. Needs 228 receiving yards to reach 1,000 in his career.
- Has 5 receiving touchdowns. Needs 5 receiving touchdowns to reach 10 in his career.

### DT DAVON GODCHAUX...

- Has 47 games played. Needs 3 games played to reach 50 in his career.
- Has 37 starts. Needs 13 starts to reach 50 in his career.
- Has 163 total tackles. Needs 37 total tackles to reach 200 in his career.
- His 163 career tackles lead all NFL defensive linemen from the 2017 draft class.
- Needs 70 total tackles to become the 1st Dolphins defensive lineman since at least 2000 to have back-to-back 70-plus tackle seasons.

### WR JAKEEM GRANT...

- Has 635 receiving yards. Needs 365 receiving yards to reach 1,000 in his career.
- Has 4 receiving touchdowns. Needs 6 receiving touchdowns to reach 10 in his career.
- Has 81 kickoff returns. Needs 19 kickoff returns to reach 100 in his career and 26 to move into the top five in franchise history.
- Has 64 punt returns. Needs 11 punt returns to reach 75 in his career and 26 to move into the top five in franchise history.
- Extend his franchise-record of 4 career special teams return TDs (2 punts, 2 kickoffs).
- Needs 1 kickoff return TD to tie the team's career record of 3 (Mercury Morris).
- Needs 1 punt return TD to set a team career record with 3.
- Has 589 career punt return yards. Needs 242 punt return yards to move into the top 5 in team history.
- Has 2,031 career kickoff return yards. Needs 487 kickoff return yards to move into the top 5 in team history.
- Can improve his 25.1 career kickoff return average, which is currently third in team history.

### LB KAMU GRUGIER-HILL...

- Has 30 special teams tackles. Needs 20 special teams tackles to reach 50 in his career.



## WHAT TO LOOK FOR IN 2020

### P MATT HAACK...

- Extending his consecutive games streak, which currently stands at 48, having played in every game in his 3-year NFL career.
- Has 239 punts. Needs 11 punts to reach 250 in his career.
- Can improve his 40.0 career net punting average, which is currently the best in team history.

### RB JORDAN HOWARD...

- Has 48 starts. Needs 2 starts to reach 50 in his career.
- Has 897 carries. Needs 103 carries to reach 1,000 in his career.
- Has 3,895 rushing yards. Needs 105 rushing yards to reach 4,000 and 1,105 to reach 5,000 in his career.
- With 1,000 rushing yards, he will post the 3rd 1,000-yard rushing season of his career.
- His 3,895 rushing yards are 3rd in the NFL since 2016, the year he entered the league.
- Has 30 rushing touchdowns. Needs 10 rushing touchdowns to reach 40 in his career.
- His 30 rushing TDs are 7th in the NFL since 2016, the year he entered the league.
- Has 82 receptions. Needs 18 receptions to reach 1,000 in his career.
- Has 14 100-yard rushing games. Needs 6 100-yard rushing games to reach 20 in his career.

### CB XAVIEN HOWARD...

- Has 40 games played. Needs 10 games played to reach 50 in his career.
- Has 39 starts. Needs 11 starts to reach 50 in his career.
- Has 140 tackles. Needs 60 tackles to reach 200 in his career.
- Has 12 interceptions. Needs 8 interceptions to reach 20 in his career.
- His 12 interceptions since 2017 are tied for 4th in the NFL in that span.
- Has 35 passes defended. Needs 15 passes defended to reach 50 in his career.

### CB BYRON JONES...

- Has 73 starts. Needs 2 starts to reach 75 in his career.
- Has 326 total tackles. Needs 74 tackles to reach 400 in his career.
- Has 44 passes defended. Needs 6 passes defended to reach 50 in his career.

### C TED KARRAS...

- Has 60 games played. Needs 15 games played to reach 75 in his career.

### DE SHAQ LAWSON...

- Has 16.5 sacks. Needs 3.5 sacks to reach 20 in his career.

### S BOBBY McCAIN...

- Has 71 games played. Needs 4 games played to reach 75 in his career.
- Has 40 starts. Needs 10 starts to reach 50 in his career.
- Has 195 total tackles. Needs 5 tackles to reach 200 in his career.
- Has 6 interceptions. Needs 4 interceptions to reach 10 in his career.

### DE EMMANUEL OGBAH...

- Has 44 starts. Needs 6 starts to reach 50 in his career.
- Has 154 total tackles. Needs 46 tackles to reach 200 in his career.
- Has 18 sacks. Needs 7 sacks to reach 25 in his career.

### WR DeVANTE PARKER...

- Has 69 games played. Needs 6 games played to reach 75 in his career.
- Has 45 starts. Needs 5 starts to reach 50 in his career.
- Has 235 receptions. Needs 15 receptions to reach 250 in his career.
- Has 3,419 receiving yards. Needs 581 receiving yards to reach 4,000 in his career.
- With 1,000 receiving yards, he will post his 2nd career 1,000-yard season, become the 6th wide receiver in Dolphins history to post multiple 1,000-yard receiving seasons and it will mark the 7th time in team history a player has recorded 1,000 yards in back-to-back seasons.
- Has 18 receiving touchdowns. Needs 7 receiving touchdowns to reach 25 in his career.
- Has 8 100-yard receiving games. Needs 2 100-yard receiving games to reach 10 in his career and move into the top 5 in team history.

### LB ELANDON ROBERTS...

- Has 60 games played. Needs 15 games played to reach 75 in his career.
- Has 202 total tackles. Needs 48 tackles to reach 250 in his career.

### QB JOSH ROSEN...

- Has 2,845 passing yards. Needs 2,155 passing yards to reach 5,000 in his career.

### CB ERIC ROWE...

- Has 161 total tackles. Needs 39 tackles to reach 200 in his career.

### K JASON SANDERS...

- Has 41 made field goals. Needs 9 made field goals to reach 50 in his career.
- Has 193 points. Needs 57 points to reach 250 in his career.
- Has 3 game-tying or game-winning kicks. Needs 2 game-tying or game-winning kicks for 5 in his career.
- Can improve his 82.0 career field goal percentage, which is currently the best in team history.

### LB KYLE VAN NOY...

- Has 279 total tackles. Needs 21 tackles to reach 300 in his career.
- Has 17.5 sacks. Needs 7.5 sacks to reach 25 in his career.









### DT CHRISTIAN WILKINS...

- Has 56 total tackles. Needs 63 tackles to reach 118, which would be the most tackles in the 1st 2 seasons of an NFL DT's career since at least 2010.



## DOLPHINS VS. PATRIOTS

### COLLEGE CONNECTIONS

PATRIOTS		DOLPHINS
LB Anfernee Jennings (2015-19) Special Teams Asst. Joe Houston (2019) <sup>^</sup>		DT Raekwon Davis (2016-19) QB Tua Tagovailoa (2017-19)
WR N'Keal Harry (2016-18)		P Matt Haack (2013-16)
DB Jonathan Jones (2012-15) QB Jarrett Stidham (2017-18) DB Jonathan Jones (2012-15)		FB Chandler Cox (2015-18) CB Noah Igbinoghene (2017-19)
RB Sony Michel (2014-17) OL Isaiah Wynn (2014-17)		Solomon Kindley (2015-17)
LB Josh Uche (2016-19)		Linebackers Coach Anthony Campanile (2019)
FB Jakob Johnson (2014-17)		WR Preston Williams (2015-16)
DB Cody Davis (2009-12)		LB Sam Eguavoen (2011-14)
OL Yodny Cajuste (2014-18)		T Adam Pankey (2012-16)

\* Won the 2018 College Football Playoff National Championship  
^ Served as a Special Teams Analyst

### FORMER PATRIOTS

DOLPHINS PLAYER	NOTES
LB Kamu Grugier-Hill (2016)	Training Camp
C Ted Karras (2016-19)	Won Super Bowls LI and LIII
LB Elandon Roberts (2016-19)	Won Super Bowls LI and LIII
CB Eric Rowe (2016-18)	Won Super Bowls LI and LIII
LB Calvin Munson (2018-19)	Practice Squad
CB Jamal Perry (2017-18)	Practice Squad
LB Kyle Van Noy (2016-19)	Won Super Bowls LI and LIII
<b>DOLPHINS COACH/STAFF</b>	
Head Coach Brian Flores	Linebackers (2016-18) Safeties (2012-15) Defensive Assistant (2011) Offensive Assistant/Special Teams (2010) Coaching Assistant (2008-09) Pro Scout (2006-07) Scouting Assistant (2004-05)
Defensive Coordinator Josh Boyer	Cornerbacks (2012-18) Defensive Backs (2009-11) Coaching Assistant (2006-08)
TE Coach George Godsey	Tight Ends (2012-13) Offensive Assistant (2011)
QC Coach Mike Judge	Offensive Assistant (2006) Defensive Assistant (2005)
GM Chris Grier	Regional Scout (1995-99) Scouting Intern (1994)

### SOUTH FLORIDA CONNECTIONS

PATRIOTS	SCHOOL/HOMETOWN
OL Yodny Cajuste	Miramar HS
CB J.C. Jackson	Immokalee HS
RB Sony Michel	American Heritage HS
RB James White	St. Thomas Aquinas HS*
QB Coach Jedd Fisch	University of Miami (Offensive Coordinator 2011-12)

### MASSACHUSETTS CONNECTIONS

PATRIOTS	SCHOOL/HOMETOWN
DT Christian Wilkins	Springfield, Mass.

### PRO CONNECTIONS

PATRIOTS		DOLPHINS
DB Justin Bethel (2019) OL Jermaine Eluemunor (2018-19)		DT Zach Sieler (2018-19)
DE John Simon (2014-16)		QB Ryan Fitzpatrick (2014) T Julien Davenport (2017-19)
CB Jason McCourty (2009-16)		QB Ryan Fitzpatrick (2013)
DB Terrence Brooks (2016)		LB Kamu Grugier-Hill (2016-19)* WR Mack Hollins (2017-19) CB Jamal Perry (2017) CB Eric Rowe (2015-16)
K Nick Folk (2017)		QB Ryan Fitzpatrick (2017-18)
RB Rex Burkhead (2013-16)		S Clayton Fejedelem (2016-19)
LB Brandon Copeland (2015-16)		LB Kyle Van Noy (2014-16)
DB Cody Davis (2018-19)		G Ereck Flowers (2018)
CB Stephon Gilmore (2012-16)		QB Ryan Fitzpatrick (2009-12) DE Shaq Lawson (2016-19)
QB Brian Hoyer (2016)		RB Jordan Howard (2016-18)
CB Jason McCourty (2017)		DE Emmanuel Ogbah (2016-18)

\* Won Super Bowl LII

### FORMER DOLPHINS

PATRIOTS COACH	ROLE WITH DOLPHINS
Director of Skill Development Joe Kim	Pass Rush Consultant (2001-06)





DOLPHINS VS. PATRIOTS

SERIES SUPERLATIVES

DOLPHINS

**RUSHING YARDS:**  
197, Mercury Morris, at Miami, 9/30/73

**PASSING YARDS:**  
473, Dan Marino, at Miami, 9/4/94

**RECEPTIONS:**  
12, Jim Jensen, at New England, 11/6/88

**RECEIVING YARDS:**  
211, Irving Fryar, at Miami, 9/4/94

PATRIOTS

**RUSHING YARDS:**  
164, Jim Nance, at Miami, 12/17/67

**PASSING YARDS:**  
517, Tom Brady, at Miami, 9/12/11

**RECEPTIONS:**  
13, Julian Edelman, at Miami, 12/15/13

**RECEIVING YARDS:**  
182, Stanley Morgan, at New England, 11/8/81

SERIES HISTORY

REGULAR SEASON: MIAMI LEADS 56-53  
POSTSEASON: NEW ENGLAND LEADS 2-1

LAST 5 MEETINGS

DATE      GAME

12/11/2017	at Miami 27, New England 20
9/30/2018	at New England 38, Miami 7
12/9/2018	at Miami 34, New England 33
9/15/19	New England 43, at Miami 0
12/29/19	Miami 27, at New England 24

SERIES FACTS (TEAM)

**MIAMI'S LARGEST MARGIN OF VICTORY:**  
52 (at Miami 52, New England 0, 11/12/72)

**NEW ENGLAND'S LARGEST MARGIN OF VICTORY:**  
43 (New England 43, at Miami 0, 9/15/19)

**CURRENT SERIES STREAK:**  
Miami (12/29/19)

**MIAMI'S LARGEST WIN STREAK:**  
9 (9/17/89 - 11/21/93)

**NEW ENGLAND'S LARGEST WIN STREAK:**  
7 (Twice, last: 10/4/10 - 10/27/13)

**MOST POINTS BY MIAMI:**  
52 (at Miami 52, New England 0, 11/12/72)

**MOST POINTS BY NEW ENGLAND:**  
49 (New England 49, at Miami 28, 10/21/07)

**MOST POINTS, BOTH TEAMS:**  
77 (New England 49, at Miami 28, 10/21/07)

**FEWEST POINTS BY MIAMI:**  
0 (Four times, last: at New England 28, Miami 0, 12/30/12)

**FEWEST POINTS BY NEW ENGLAND:**  
0 (Twice, last: at Miami 21, New England 0)

**FEWEST POINTS, BOTH TEAMS:**  
3 (at New England 3, Miami 0, 12/12/82)



## DOLPHINS VS. PATRIOTS

### HOW THEY COMPARE (2019)

DOLPHINS		CATEGORY	PATRIOTS	
STAT	RNK		RNK	STAT
310.0	27	Total Offense	15	354.0
237.8	12	Passing Offense	8	265.3
72.3	32	Rushing Offense	18	106.4
19.1	25	Scoring Offense	7	26.3
58	31t	Sacks Allowed	5t	28
34.3	28	Third Down Offense	17	38.3
397.8	30	Total Defense	1	275.9
262.4	26	Passing Defense	2	180.4
135.4	27	Rushing Defense	6	95.5
30.9	32	Scoring Defense	1	14.1
23.0	32	Sacks	7t	47.0
41.8	24	Third Down Defense	1	24.1
16	28t	Takeaways	2	36
26	25	Giveaways	3t	15

### STATISTICAL LEADERS (2019)

CATEGORY	DOLPHINS		PATRIOTS	
	PLAYER	STAT	PLAYER	STAT
Completion Pct.	R. Fitzpatrick	62.0	T. Brady	60.8
Passing Yards	R. Fitzpatrick	3,529	T. Brady	4,057
Passer Rating	R. Fitzpatrick	85.5	T. Brady	88.0
Rushing Yards	R. Fitzpatrick	243	S. Michel	912
Yards Per Carry	R. Fitzpatrick	4.5	R. Burkhead	4.65
Rushing TDs	R. Fitzpatrick	4	S. Michel	7
Receptions	D. Parker	72	J. Edelman	100
Receiving Yards	D. Parker	1,202	J. Edelman	1,117
Receiving TDs	D. Parker	9	J. Edelman	6
Tackles	J. Baker	124	J. Collins	80
Sacks	T. Charlton	5.0	J. Collins	7.0
Interceptions	B. McCain		S. Gilmore	6
	S. Parker	2		
	N. Needham			
Forced Fumbles	J. Baker	2	K. Van Noy	3
	T. Charlton		J. Collins	
Special Tms Tcks	W. Aikens	8	M. Slater	8

### DOLPHINS PLAYERS VS. PATRIOTS

PLAYER	GP	PASSING					
		A-C-I	YDS	PCT	TD	RTG	
Ryan Fitzpatrick	13	450-277-22	3,444	61.6	21	80.5	
<b>TOTALS</b>	<b>14</b>	<b>468-284-23</b>	<b>3,541</b>	<b>60.7</b>	<b>21</b>	<b>78.7</b>	

PLAYER	GP	ATT	RUSHING				LG	TD
			YDS	AVG				
Ryan Fitzpatrick	13	35	155	4.4	16	1		
Jakeem Grant	6	2	-3	-1.5	1	0		
Patrick Laird	2	11	21	1.9	4	0		
Isaiah Ford	1	1	11	11.0	11	0		
Jordan Howard	1	12	39	3.3	6	1		
<b>TOTALS</b>	<b>23</b>	<b>61</b>	<b>223</b>	<b>3.7</b>	<b>16</b>	<b>2</b>		

PLAYER	GP	NO	RECEIVING				
			YDS	AVG	LG	TD	
DeVante Parker	9	32	457	14.3	46	1	
Jakeem Grant	6	7	81	11.6	25	1	
Mike Gesicki	4	6	54	9.0	14	1	
Durham Smythe	4	2	32	16.0	24	0	
Patrick Laird	2	4	48	12.0	20	0	
Isaiah Ford	1	7	54	7.7	15	0	
Jordan Howard	1	1	9	9.0	9	0	
Preston Williams	1	4	63	15.8	17	0	
<b>TOTALS</b>	<b>28</b>	<b>63</b>	<b>798</b>	<b>12.7</b>	<b>46</b>	<b>3</b>	

PLAYER	GP	KICKING							
		FGM	FGA	LG	XPM	XPA	KO	TB	
Jason Sanders	4	2	2	32	8	8	14	12	
<b>TOTALS</b>	<b>4</b>	<b>2</b>	<b>2</b>	<b>32</b>	<b>8</b>	<b>8</b>	<b>14</b>	<b>12</b>	

PLAYER	GP	PUNTING						
		NO	YDS	AVG	LG	TB	I20	NET
Matt Haack	6	35	1,454	41.5	57	0	8	1,345
<b>TOTALS</b>	<b>6</b>	<b>35</b>	<b>1,454</b>	<b>41.5</b>	<b>57</b>	<b>0</b>	<b>8</b>	<b>1,345</b>

PLAYER	GP	DEFENSE							
		TOT	SK	INT	PD	FF	FR		
Jerome Baker	4	36	0	0	1	1	0		
Bobby McCain	9	31	1	2	3	1	0		
Davon Godchaux	6	24	0	0	0	0	0		
Xavien Howard	6	15	0	2	5	0	0		
Eric Rowe	3	13	0	1	3	0	0		
Shaq Lawson	6	12	2	0	0	0	0		
Byron Jones	2	8	0	0	0	0	0		
Christian Wilkins	2	6	0	0	0	0	0		
Andrew Van Ginkel	1	6	0	0	0	0	0		
Kamu Grugier-Hill	1	5	0	0	0	0	0		
Nik Needham	1	5	0	0	0	0	0		
Sam Eguavoen	2	4	0	0	0	0	1		
Jamal Perry	1	4	0	0	0	0	0		
Calvin Munson	1	2	0	0	0	0	0		
Emmanuel Ogbah	1	1	0	0	0	0	0		
Kyle Van Noy	1	1	0	0	0	0	0		
Clayton Fejedelem	2	0	0	0	0	0	0		
Zach Sieler	1	0	0	0	0	0	0		
<b>TOTALS</b>	<b>50</b>	<b>173</b>	<b>3</b>	<b>5</b>	<b>12</b>	<b>2</b>	<b>1</b>		



## THE LAST MEETING

2019 - WEEK 17

DEC. 29, 2019 | FOXBOROUGH, MASS.  
GILLETTE STADIUM  
ATTENDANCE: 65,878 | TV: CBS

MIAMI 27	NEW ENGLAND 24
MIAMI	NEW ENGLAND

The Dolphins saved their best for last in the 2019 season.

Quarterback Ryan Fitzpatrick threw a 5-yard touchdown pass to tight end Mike Gesicki with 24 seconds left in the fourth quarter and the Dolphins shocked the New England Patriots at Gillette Stadium in their season finale.

The victory was the Dolphins' first at Gillette Stadium since 2008 and kept New England from clinching the No. 2 seed in the AFC playoffs along with the accompanying bye.

The touchdown capped a brilliant 13-play, 75-yard drive that took 3:29. The big play on the drive was a 24-yard completion to DeVante Parker, who continued his torrid late-season play.

Going most of the day against star cornerback Stephon Gilmore, Parker had 137 receiving yards on eight catches, his fourth 100-yard game of the season. Parker, who became the first Dolphins player since 2016 with back-to-back 100-yard games, ended with the sixth-highest single-season receiving total in Dolphins history with 1,202 yards.

The 137 yards represented the most for a New England opponent this season.

Fitzpatrick had another brilliant performance, completing 28 of 41 passes for 320 yards and the one touchdown for a 99.6 passer rating — despite a handful of dropped passes by Dolphins receivers.

The victory helped the Dolphins avenge their 43-0 loss against New England in Week 2 and gave them a 5-4 record over the final nine games of the 2019 season.

The game-winning touchdown came after New England had taken a 20-17 lead on a 13-yard pass from Tom Brady to running back James White; it was the only time the Dolphins trailed in the game.

The Dolphins played inspired football from the start and pulled out several gadget plays in this one.

It started with punter Matt Haack throwing a pass out of the Wildcat formation on a fourth-and-3 from the New England 45-yard line on the first drive of the game.

While that pass fell incomplete, the Dolphins were more successful later.

Isaiah Ford gained 11 yards on a run after the Dolphins lined up in the Wildcat and Albert Wilson threw a 20-yard pass to running back Patrick Laird in the third quarter off a double pass.

Wilson had another pass attempt in the fourth quarter, but that one fell incomplete.

### SCORING SUMMARY

	1	2	3	4	F
Miami	3	7	7	10	27
New England	0	10	7	7	24

### SCORING DRIVES

TEAM	QTR	TIME	PLAY (EXTRA POINT) (DRIVE INFO)	MIA	NE
Dolphins	1	1:38	J.Sanders 27 yd. Field Goal (12-80, 6:57)	3	0
Dolphins	2	10:31	E.Rowe 35 yd. interception return (J.Sanders kick)	10	0
Patriots	2	5:51	N.Folk 25 yd. Field Goal (12-68, 4:40)	10	3
Patriots	2	2:05	S.Michel 4 yd. run (N.Folk kick) (5-82, 2:17)	10	10
Dolphins	3	7:42	R.Fitzpatrick 2 yd. run (J.Sanders kick) (9-83, 5:22)	17	10
Patriots	3	4:26	E.Roberts 38 yd. pass from T.Brady (N.Folk kick) (8-75, 3:16)	17	17
Dolphins	4	8:29	J.Sanders 32 yd. Field Goal (9-49, 3:23)	20	17
Patriots	4	3:53	J.White 13 yd. pass from T.Brady (N.Folk kick) (8-60, 4:36)	20	24
Dolphins	4	0:24	M.Gesicki 5 yd. pass from R.Fitzpatrick (J.Sanders kick) (13-75, 3:29)	27	24

### GAME STATISTICS

#### RUSHING (Att-Yds-TD):

Miami: P. Laird 11-21, S. Perine 5-16, R. Fitzpatrick 5-15, I. Ford 1-11.  
New England: S. Michel 18-74-1, R. Burkhead 6-48, N. Harry 1-9, J. White 2-4.

#### PASSING (A-C-Y-TD-I):

Miami: R. Fitzpatrick 41-28-320-1-0, A. Wilson 2-1-20-0-0, M. Haack 1-0-0-0-0.  
New England: T. Brady 29-16-221-2-1.

#### RECEIVING (Rec-Yds-TD):

Miami: D. Parker 8-137, I. Ford 7-54, A. Wilson 5-59, P. Laird 4-48, M. Gesicki 4-34-1, D. Smythe 1-8.  
New England: M. Saru 3-35, J. White 3-33-1, N. Harry 3-29, J. Edelman 3-26, P. Dorsett 1-50, E. Roberts 1-38-1, R. Burkhead 1-6, B. Watson 1-4.

#### SACKS (Sk-Yds):

Miami: T. Harris 1-4.  
New England: L. Guy 1-8, J. Collins 1-6.

#### INTERCEPTIONS (Int-Yds):

Miami: E. Rowe 1-35-1.  
New England: None.

#### FORCED FUMBLES:

Miami: J. Baker 1.  
New England: None.

#### FUMBLE RECOVERIES (No-Yds):

Miami: S. Eguavoen 1-0.  
New England: None.

TEAM STATS	MIA	NE
TOTAL FIRST DOWNS	26	18
By Rushing	5	8
By Passing	19	8
By Penalty	2	2
THIRD DOWN EFFICIENCY	5-12-42%	3-9-33%
FOURTH DOWN EFFICIENCY	0-1-0%	0-0-0%
TOTAL NET YARDS	389	352
Total Offensive Plays	68	57
Average gain per offensive play	5.7	6.2
NET YARDS RUSHING	63	135
Total Rushing Plays	22	27
Average gain per rushing play	2.9	5.0
NET YARDS PASSING	326	217
Sacks-Yards	2-14	1-4
Gross yards passing	340	221
ATTEMPTS-COMPLETIONS-INTS	44-29-0	29-16-1
Avg. gain per pass play	7.1	7.2
PUNTS NUMBER AND AVG.	4-42.5	4-44.5
Net Punting Average	40.8	42.8
TOTAL RETURN YARDAGE	42	7
No. and Yards Punt Returns	2-7	1-7
No. and Yards Kickoff Returns	1-18	1-38
No. and Yards Int. Returns	1-35	0-0
PENALTIES Number and Yards	4-35	6-54
FUMBLES Number and Lost	2-0	3-1
RED ZONE EFFICIENCY	2-4-50%	2-3-67%
GOAL TO GO EFFICIENCY	2-2-100%	2-3-67%
TIME OF POSSESSION	33:51	26:09



## MIAMI DOLPHINS 2020 ROOKIE CLASS

Acquired via Trade



Rd 2 // Pick 56



Rd 6 // Pick 185



Rd 2 // Pick 39



Rd 1 // Pick 30



Rd 1 // Pick 18




Rd 3 // Pick 70



Rd 4 // Pick 111



Rd 7 // Pick 246



Rd 5 // Pick 154



Rd 1 // Pick 5





## DOLPHINS RADIO NETWORK



In 2016, the Miami Dolphins announced a multi-year radio broadcast rights partnership with Miami's Sportsradio 560 WQAM, with the station becoming the official English flagship radio partner of the franchise. In addition, all Dolphins games are simulcast on KISS 99.9 FM "South Florida's NEW Country" and feature expanded pre-, halftime and postgame shows. The games also can be heard on Dolphins.com and throughout South and Central Florida on a variety of stations that make up the Miami Dolphins Radio Network.

The Dolphins previously had their games broadcast on Miami's Sportsradio 560 WQAM during the 1997-2004 and 2007-09 seasons.

As part of the agreement, Sportsradio 560 WQAM has the English radio broadcast rights for all preseason, regular season and playoff games. Dolphins fans who tune into Miami's Sportsradio 560 WQAM have the opportunity to listen to live broadcasts of Head Coach Brian Flores's day-after-game press conferences and "Dolphins Friday," a day of Dolphins-centric content on the station featuring interviews with players, coaches and team executives. Additionally, CBS Radio Miami promotes Miami Dolphins Foundation and community initiatives across multiple platforms.

The English radio broadcast team on Sportsradio 560 WQAM consists of former wide receiver Jimmy Cefalo handling the play-by-play duties with former tight end Joe Rose and Hall of Fame defensive end Jason Taylor providing the game analysis. Fellow alumnus Kim Bokamper will join the broadcast team giving perspective on the on-field action and Hall of Fame quarterback Bob Griese will contribute to additional Dolphins platforms, including the pregame broadcast, The Audible and The Fish Tank.


Univision Deportes Radio 1140 AM is the Dolphins official Spanish radio broadcast partner for all preseason, regular season and playoff games, with Roly Martin handling the play-by-play and Eduardo Martell providing the game analysis. WQBA 1140 AM additionally airs a pregame show and postgame show.




JIMMY CEFALO



JOE ROSE



JASON TAYLOR



KIM BOKAMPER



ROLY MARTIN



EDUARDO MARTELL

### 2020 MIAMI DOLPHINS RADIO NETWORKS

LOCATION	NETWORK	LOCATION	NETWORK
Fort Lauderdale	WQAM 560 AM	Miami	KISS 99.9 FM
Fort Lauderdale	KISS 99.9 FM	Miami	WQBA 1140 AM (Spanish)
Fort Myers	WRXK 96 FM	Port St. Lucie	WPSL 1590 AM
Key West	WAVK 97.7 FM	West Palm Beach	ESPN 106.3 FM
Miami	WQAM 560 AM	West Palm Beach	Deportes Radio 760 AM (Spanish)





**ROSTER, DEPTH CHART & TRANSACTIONS**



## DEPTH CHART

\*as of Sept. 6, 2020

### OFFENSE

POS	# NAME (GP/GS)	# NAME (GP/GS)	# NAME (GP/GS)	# NAME (GP/GS)
WR	18 Preston Williams (0/0)	19 Jakeem Grant Sr. (0/0)	10 <u>Malcolm Perry (0/0)</u>	15 Lynn Bowden Jr. (0/0)
LT	73 <u>Austin Jackson (0/0)</u>	70 Julién Davenport (0/0)		
LG	75 Ereck Flowers (0/0)			
C	67 Ted Karras (0/0)	63 Michael Deiter (0/0)		
RG	66 <u>Solomon Kindley (0/0)</u>	78 Adam Pankey (0/0)		
RT	77 Jesse Davis (0/0)	68 <u>Robert Hunt (0/0)</u>		
TE	81 Durham Smythe (0/0)	88 Mike Gesicki (0/0)	80 Adam Shaheen (0/0)	
QB	14 Ryan Fitzpatrick (0/0)	1 <u>Tua Tagovailoa (0/0)</u>		
RB	34 Jordan Howard (0/0)	20 Matt Breida (0/0)	37 Myles Gaskin (0/0)	32 Patrick Laird (0/0)
FB	38 Chandler Cox (0/0)			
WR	11 DeVante Parker (0/0)	84 Isaiah Ford (0/0)	86 Mack Hollins (0/0)	

### DEFENSE

POS	# NAME (GP/GS)	# NAME (GP/GS)	# NAME (GP/GS)	# NAME (GP/GS)
DE	94 Christian Wilkins (0/0)	92 Zach Sieler (0/0)		
NT	56 Davon Godchaux (0/0)	98 <u>Raekwon Davis (0/0)</u>		
DE	91 Emmanuel Ogbah (0/0)	58 <u>Jason Strowbridge (0/0)</u>		
LB	90 Shaq Lawson (0/0)	43 Andrew Van Ginkel (0/0)		
LB	44 Elandon Roberts (0/0)	48 Calvin Munson (0/0)		
LB	55 Jerome Baker (0/0)	51 Kamu Grugier-Hill (0/0)		
LB	53 Kyle Van Noy (0/0)	49 Sam Eguavoen (0/0)		
CB	24 Byron Jones (0/0)	40 Nik Needham (0/0)		
CB	25 Xavien Howard (0/0)	23 <u>Noah Igbinoghene (0/0)</u>	33 Jamal Perry (0/0)	
S	24 Eric Rowe (0/0)	42 Clayton Fejedelem (0/0)		
S	28 Bobby McCain (0/0)	35 Kavon Frazier (0/0)	29 <u>Brandon Jones (0/0)</u>	

### SPECIALISTS

POS	# NAME (GP/GS)	# NAME (GP/GS)	# NAME (GP/GS)	# NAME (GP/GS)
K	7 Jason Sanders (0/0)			
P	2 Matt Haack (0/0)			
KO	7 Jason Sanders (0/0)			
H	2 Matt Haack (0/0)			
LS	50 <u>Blake Ferguson (0/0)</u>			
KOR	19 Jakeem Grant Sr. (0/0)	23 <u>Noah Igbinoghene (0/0)</u>		
PR	19 Jakeem Grant Sr. (0/0)	18 Preston Williams (0/0)	10 <u>Malcolm Perry (0/0)</u>	

Underlined players are rookies



## PROJECTED CONTRIBUTORS: OFFENSE

QB 14



**RYAN FITZPATRICK | 6-2 | 228 | HARVARD**

- **LAST SEASON:** 3,529 passing yards and 20 TD passes.
- Finished 2019 with four 300+ yard passing performances in the final 7 games of the season.
- Had 4 game-winning drives in the final 8 games of 2019.
- Serves as a season-long team captain.

RB 34



**JORDAN HOWARD | 6-0 | 232 | INDIANA**

- **LAST SEASON:** 119 carries for 525 yards and 6 TDs for Phil.
- Is the NFL's 3rd-leading rusher (3,895 yards) since he entered the NFL in 2016.
- His 30 rushing TDs since 2016 are 7th in the league.
- Is just 105 rushing yards shy of 4,000 for his career.

FB 27



**CHANDLER COX | 6-1 | 240 | AUBURN**

- **LAST SEASON:** Played in 13 games with 3 starts.
- Still looking for his 1st career carry or reception.
- Totaled 3 TDs as a senior at Auburn in 2018.
- Was a high school QB and RB at Apopka (Fla.) HS.
- 7th-round pick (233rd overall) by Miami in the 2019 NFL draft.

WR 11



**DeVANTE PARKER | 6-3 | 211 | LOUISVILLE**

- **LAST SEASON:** 72 receptions for 1,202 yards and 9 TDs.
- His 1,202 receiving yards in 2019 were 5th in the NFL.
- Closed 2019 with 4 100-yard performances in the last 7 games.
- Led the AFC with 1,001 receiving yards after the team's Week 5 bye in 2019.

WR 18



**PRESTON WILLIAMS | 6-5 | 218 | COLORADO STATE**

- **LAST SEASON:** 32 receptions for 428 yards and 3 TDs.
- His 32 receptions at the time of his Week 9 injury last year were tied for the most by any rookie in the NFL.
- His 428 receiving yards last year were the most of any NFL WR at the time of his Week 9 injury.

TE 81



**DURHAM SMYTHE | 6-6 | 260 | NOTRE DAME**

- **LAST SEASON:** 16 games, 14 starts, 7 receptions for 65 yards.
- Played in 31 career games with 16 starts – including 14 last year.
- 13 career receptions for 115 yards (8.8 avg.)
- 4th-round pick (123rd overall) by Miami in the 2018 NFL draft.

LT 73



**AUSTIN JACKSON | 6-5 | 325 | USC**

- **LAST SEASON:** Rookie
- Is the 3rd-youngest player in the NFL – born on Aug. 11, 1999.
- 1st-team All-Pac 12 selection at USC last year.
- 1st-round pick (18th overall) by Miami in the 2020 NFL draft.

LG 75



**ERECK FLOWERS | 6-6 | 343 | MIAMI (FL)**

- **LAST SEASON:** 16 starts at left guard for Washington.
- Has 75 career games played with 71 starts.
- Transitioned from tackle to left guard in 2019 with Washington and started all 16 games there last year.
- Signed with Miami on March 21, 2020.

C 67



**TED KARRAS | 6-4 | 315 | ILLINOIS**

- **LAST SEASON:** 15 starts at center for New England.
- Two-time Super Bowl champion (LI and LIII) with the Patriots.
- Has 60 career games played with 20 starts.
- Signed with Miami on March 21, 2020.
- Serves as a season-long team captain.

RG 66



**SOLOMON KINDLEY | 6-4 | 339 | GEORGIA**

- **LAST SEASON:** Rookie
- Played in 43 career games with 32 starts at Georgia.
- Had 25 starts at left guard and 7 starts at right guard in his collegiate career.
- 4th-round pick (111th overall) by Miami in the 2020 NFL draft.

RT 77



**JESSE DAVIS | 6-6 | 310 | IDAHO**

- **LAST SEASON:** Started 15 games.
- Made 12 starts at right tackle and 3 starts at left tackle in 2019.
- Is the 4th player in team history to start games at 4+ different positions on the offensive line (LT, LG, RG and RT).
- Serves as a season-long team captain.

QB 1



**TUA TAGOVAILOA | 6-0 | 217**

- 1st-round pick (5th overall) by Miami in 2020 NFL draft.
- Consensus All-American at Alabama in 2018.
- Led Alabama comeback to win 2018 College Football Playoff National Championship.

RB 20



**MATT BREIDA | 5-10 | 194**

- Was 5th in the NFL averaging 5.07 yards per carry in 2019.
- His 4.99 rushing average in SF is 3rd in 49ers franchise history.
- Helped San Francisco win the NFC in 2019.
- Traded from SF to Miami on April 25, 2020.

RB 37



**MYLES GASKIN | 5-10 | 194**

- Had a career-high 55 rushing yds. in his last game (12/22/19 vs. Cin.).
- Graduated from Washington as the school's all-time leader in rushing yards (5,323), rushing TDs (57) and total TDs (62).
- 3rd-round pick (234th overall) in 2019.

RB 32



**PATRICK LAIRD | 6-0 | 197**

- Had 204 receiving yards in 2019, the 2nd-most of any rookie running back in the NFL.
- Played in 15 games with 4 starts last year.
- Signed as an undrafted free agent from Cal in 2019.

WR 19



**JAKEEM GRANT | 5-7 | 171**

- Saw 2019 season cut short after 10 games due to injury.
- Holds the Dolphins franchise record with 4 career special teams return TDs.
- 6th-round pick (186th overall) by Miami in 2016 NFL draft.

WR 84



**ISAIAH FORD | 6-2 | 201**

- Had 21 receptions for 235 yards (11.2 avg.) in December of 2019, seeing 1st extended playing time of his career.
- Had 7 receptions in last mtg. at NE.
- 7th-round pick (237th overall) in 2017.

TE 88



**MIKE GESICKI | 6-6 | 250**

- Had 5 TD receptions in the final 6 games of 2019.
- His 51 receptions and 570 receiving yards in 2019 were both 5th-most among AFC tight ends.
- 2nd-round pick (42nd overall) in 2018.

TE 80



**ADAM SHAHEEN | 6-7 | 257**

- Had last 2 seasons cut short due to injury.
- Traded from Chi. to Miami on July 26, 2020.
- 2nd-round pick (45th overall) by Chicago in 2017 NFL draft.



## PROJECTED CONTRIBUTORS: DEFENSE

DE	94		<b>CHRISTIAN WILKINS   6-4   315   CLEMSON</b> <ul style="list-style-type: none"><li><b>LAST SEASON:</b> 56 tackles (30 solo), 2 sacks, 2 PDs.</li><li>His 56 tackles in 2019 led all NFL rookie defensive linemen.</li><li>His 56 tackles in 2019 were 5th among NFL defensive tackles.</li><li>Caught a 1-yd. TD after lining up at fullback on 12/22/19 vs. Cin.</li><li>1st-round pick (13th overall) in the 2019 NFL draft.</li></ul>				
NT	56		<b>DAVON GODCHAUX   6-3   311   LSU</b> <ul style="list-style-type: none"><li><b>LAST SEASON:</b> 75 tackles (33 solo), 2 sacks, 1 PD.</li><li>His 163 career tackles are the most among any defensive linemen in the 2017 draft class.</li><li>His 75 tackles in 2019 were the most by a Dolphins defensive lineman since at least 2000.</li></ul>				
DE	91		<b>EMMANUEL OGBAH   6-4   275   OKLAHOMA STATE</b> <ul style="list-style-type: none"><li><b>LAST SEASON:</b> 32 tackles (23 solo), 5.5 sacks with KC.</li><li>Tied his career high with 5.5 sacks in 2019 despite playing just 10 games due to injury.</li><li>Helped Kansas City win Super Bowl LIV.</li><li>Signed by Miami on March 21, 2020.</li></ul>				
LB	90		<b>SHAQ LAWSON   6-3   267   CLEMSON</b> <ul style="list-style-type: none"><li><b>LAST SEASON:</b> 32 tackles (21 solo), 6.5 sacks, 2 PDs with Buf.</li><li>Had a career-high 6.5 sacks in 2019 with Buffalo.</li><li>Has totaled 16.5 career sacks.</li><li>Signed by Miami on March 21, 2020.</li><li>Former 1st-round pick (19th overall) by Buffalo in 2016.</li></ul>				
LB	44		<b>ELANDON ROBERTS   6-0   238   HOUSTON</b> <ul style="list-style-type: none"><li><b>LAST SEASON:</b> 28 tackles (18 solo), 1 sack, 1 PD with NE.</li><li>Has played in 60 career games with 33 starts.</li><li>Serves as a season-long team captain.</li><li>Signed by Miami on March 21, 2020.</li></ul>				
LB	55		<b>JEROME BAKER   6-2   225   OHIO STATE</b> <ul style="list-style-type: none"><li><b>LAST SEASON:</b> 124 tackles (74 solo), 1.5 sacks, 1 INT, 4 PDs.</li><li>Led the team with 124 tackles (74 solo) in 2019.</li><li>His 124 tackles in 2019 were 14th in the NFL.</li><li>His 200 career tackles are 7th among NFL players in his draft class.</li><li>3rd-round pick (73rd overall) in the 2018 NFL draft.</li></ul>				
LB	53		<b>KYLE VAN NOY   6-3   250   BYU</b> <ul style="list-style-type: none"><li><b>LAST SEASON:</b> 28 tackles (18 solo), 1 sack, 1 PD with NE.</li><li>Has 17.5 career sacks, 10 PDs, 5 FFs and 4 FRs.</li><li>Serves as a season-long team captain.</li><li>Signed by Miami on March 21, 2020.</li><li>Two-time Super Bowl champion (LI and LIII) with the Patriots.</li></ul>				
CB	24		<b>BYRON JONES   6-1   194   CONNECTICUT</b> <ul style="list-style-type: none"><li><b>LAST SEASON:</b> 44 tackles (35 solo), 6 PDs, 1 FF with Dal.</li><li>Has played in 79 games with 73 career starts.</li><li>No. 97 on NFL Network's Top 100 list in 2019.</li><li>2018 Pro Bowl selection and 2nd-team All-Pro.</li><li>Signed by Miami on March 21, 2020.</li></ul>				
CB	25		<b>XAVIEN HOWARD   6-1   198   BAYLOR</b> <ul style="list-style-type: none"><li><b>LAST SEASON:</b> 17 tackles (12 solo), 1 INT and 4 PDs.</li><li>His 12 interceptions since December 2017 are tied for the most in the NFL.</li><li>Tied for the NFL lead with 7 interceptions in 2018.</li><li>2018 Pro Bowl selection.</li></ul>				
S	21		<b>ERIC ROWE   6-1   205   UTAH</b> <ul style="list-style-type: none"><li><b>LAST SEASON:</b> 81 tackles (54 solo), 1 INT, 8 PDs and 1 FF.</li><li>Had a pick-six of QB Tom Brady in last meeting at NE.</li><li>Transitioned from CB to S during the 2019 season.</li><li>Signed by the Dolphins on March 14, 2019.</li><li>Two-time Super Bowl champion (LI and LIII) with the Patriots.</li></ul>				
S	28		<b>BOBBY MCCAIN   5-11   192   MEMPHIS</b> <ul style="list-style-type: none"><li><b>LAST SEASON:</b> 25 tackles (19 solo), 2 INTs and 3 PDs.</li><li>Has played in more games with the Dolphins (71) than any player on the roster.</li><li>Transitioned from CB to S in 2019 offseason.</li><li>Serves as a season-long team captain.</li></ul>				
				DT	92		<b>ZACH SIELER   6-6   297</b> <ul style="list-style-type: none"><li>Had 7 tackles (3 solo), 1 sack and 1 PD in his 1st extended action with Miami on 12/22/19 vs. Cin.</li><li>Awarded off waivers to Miami from Balt. on Dec. 5, 2019.</li><li>7th-round pick (238th overall) by Balt. in 2018.</li></ul>
				DT	98		<b>RAEKWON DAVIS   6-7   330</b> <ul style="list-style-type: none"><li>2nd-round pick (56th overall) by Miami in 2020.</li><li>2nd-team All-American at Alabama in 2019.</li><li>Named to 1st or 2nd All-SEC teams in 3 consecutive seasons (2017-19).</li></ul>
				LB	43		<b>ANDREW VAN GINKEL   6-4   242</b> <ul style="list-style-type: none"><li>Had 11 tackles (9 solo), 1 sack and 1 fumble recovery in 6 games of his rookie season after starting the season on IR.</li><li>5th-round pick (151st overall) in the 2019 draft.</li></ul>
				LB	51		<b>KAMU GRUGIER-HILL   6-2   223</b> <ul style="list-style-type: none"><li>Has played in 54 career games with 16 starts.</li><li>22 tackles (16 solo) and 1 FR with Philadelphia in 2019.</li><li>Helped Philadelphia win Super Bowl LII.</li><li>Signed by Miami on March 21, 2020.</li></ul>
				CB	23		<b>NOAH IBINOOGHENE   5-11   197</b> <ul style="list-style-type: none"><li>1st-round pick (30th overall) by Miami in 2020.</li><li>Transitioned from WR to CB at Auburn in 2018.</li><li>Is the youngest player in the NFL – born on Nov. 27, 1999.</li></ul>
				CB	40		<b>NIK NEEDHAM   6-0   193</b> <ul style="list-style-type: none"><li>His 11 passes defended in 2019 were 2nd among all NFL rookies.</li><li>Led team with 2 INTs and 11 PDs in final 12 games of 2019.</li><li>Undrafted free agent that was promoted to the active roster in Week 6 of last year.</li></ul>
				S	42		<b>CLAYTON FEJEDELEM   6-0   205</b> <ul style="list-style-type: none"><li>Has played in all 64 games of his 4-year NFL career.</li><li>36 career special teams tackles.</li><li>Serves as a season-long team captain.</li><li>Signed by Miami on March 21, 2020.</li></ul>
				S	35		<b>KAVON FRAZIER   6-0   220</b> <ul style="list-style-type: none"><li>Played just 4 games for Dallas in 2019 before suffering a season-</li></ul>





## 2020 MIAMI DOLPHINS TRANSACTIONS

\*as of Sept. 6, 2020

DATE	POS.	PLAYER/COACH	TRANSACTION	DATE	POS.	PLAYER/COACH	TRANSACTION
Dec. 31	LB	Jake Carlock	Signed to futures contract	March 21	LB	Elandon Roberts	Signed as UFA (NE)
Dec. 31	LB	Terrill Hanks	Signed to futures contract	March 21	LB	Kyle Van Noy	Signed as UFA (NE)
Dec. 31	WR	Andy Jones	Signed to futures contract	April 1	P	Matt Haack	Signed Restricted Free Agent Tender
Dec. 31	TE	Chris Myarick	Signed to futures contract	April 6	LB	Vince Biegel	Signed Restricted Free Agent Tender
Dec. 31	T	Chidi Okeke	Signed to futures contract	April 17	WR	Isaiah Ford	Signed Exclusive Rights Free Agent Tender
Dec. 31	G	Durval Queiroz Neto	Signed to futures contract	April 17	DT	Zach Sieler	Signed Exclusive Rights Free Agent Tender
Dec. 31	WR	T.J. Rahming	Signed to futures contract	April 18	LB	Jake Carlock	Waived
Dec. 31	WR	Terry Wright	Signed to futures contract	April 18	LB	Jamal Davis II	Waived
Jan. 3	CB	Rashard Causey	Signed to futures contract	April 18	WR	Andy Jones	Waived
Jan. 6	QB	Jake Rudock	Signed to futures contract	April 18	CB	Linden Stephens	Waived
Jan. 20		Josh Boyer	Promoted to Defensive Coordinator	April 18	DT	Gerald Willis	Waived
Jan. 20		Chan Gailey	Named Offensive Coordinator	April 18	WR	Terry Wright	Waived
Jan. 20		Robby Brown	Named Quarterbacks Coach	April 21	DE	Jonathan Ledbetter	Waived/Non-Football Injury
Jan. 20		Austin Clark	Named Outside Linebackers Coach	April 22	LB	Trent Harris	Signed Exclusive Rights Free Agent Tender
Jan. 20		Curt Kuntz	Named Assistant Defensive Backs Coach	April 23	QB	Tua Tagovailoa	Selected in NFL draft – D1a, '20
Jan. 20		Steve Marshall	Named Offensive Line Coach	April 23	T	Austin Jackson	Selected in NFL draft – D1b, '20
Jan. 28	WR	Ricardo Louis	Signed Contract Extension	April 23	CB	Noah Igbinoghene	Selected in NFL draft – D1c, '20
Feb. 19	TE	Michael Roberts	Signed as FA	April 24	G/T	Robert Hunt	Selected in NFL draft – D2a, '20
Feb. 20		Gerald Alexander	Named Defensive Backs Coach	April 24	DT	Raekwon Davis	Selected in NFL draft – D2b, '20
Feb. 20		Anthony Campanile	Named Linebackers Coach	April 24	S	Brandon Jones	Selected in NFL draft – D3, '20
Feb. 20		Lemuel Jeanpierre	Named Assistant Offensive Line Coach	April 25	G	Solomon Kindley	Selected in NFL draft – D4, '20
Feb. 20		Karl Dorrell	Promoted to Assistant Head Coach/Wide Receivers	April 25	RB	Matt Breida	Acquired by Miami in trade (SF)
Feb. 20		Josh Grizzard	Promoted to Assistant Wide Receivers Coach	April 25	DE	Jason Strowbridge	Selected in NFL draft – D5a, '20
Feb. 20		Rob Leonard	Moved to Assistant Defensive Line Coach	April 25	DE	Curtis Weaver	Selected in NFL draft – D5b, '20
March 10		Josh Grizzard	Promoted to Wide Receivers Coach	April 25	LS	Blake Ferguson	Selected in NFL draft – D6, '20
March 10		Kolby Smith	Named Quality Control Coach	April 25	RB/WR	Malcolm Perry	Selected in NFL draft – D7, '20
March 12	WR	Isaiah Ford	Placed Exclusive Rights Tender	April 26	LB	Terrill Hanks	Waived
March 12	LB	Trent Harris	Placed Exclusive Rights Tender	April 26	S	Montre Hartage	Waived
March 12	DT	Zach Sieler	Placed Exclusive Rights Tender	April 26	LS	Taylor Pepper	Waived
March 16	LB	Vince Biegel	Placed Original Round Restricted Free Agent Tender	April 26	RB	Samaje Perine	Waived
March 16	P	Matt Haack	Placed Original Round Restricted Free Agent Tender	April 27	S	Kavon Frazier	Signed as UFA (Dal.)
March 18	S	Reshad Jones	Released	April 29	WR	Matt Cole	Signed as undrafted college FA
March 18	C/G	Evan Brown	Waived	April 29	T	Jonathan Hubbard	Signed as undrafted college FA
March 18	CB	Rashard Causey	Waived	April 29	LB	Kylan Johnson	Signed as undrafted college FA
March 18	T	Chidi Okeke	Waived	April 29	DT	Benito Jones	Signed as undrafted college FA
March 18	WR	T.J. Rahming	Waived	April 29	T	Nick Kaltmayer	Signed as undrafted college FA
March 18	LB	Mike Hull	Released/Failed Physical	April 29	DT	Ray Lima	Signed as undrafted college FA
March 18	DT	Kendrick Norton	Waived/Non-Football Injury	April 29	WR	Kirk Merritt	Signed as undrafted college FA
March 21	S	Adrian Colbert	Re-signed	April 29	DE	Tyshun Render	Signed as undrafted college FA
March 21	S	Clayton Fejedelem	Signed as UFA (Cin.)	April 29	C	Donell Stanley	Signed as undrafted college FA
March 21	G	Ereck Flowers	Signed as UFA (Was.)	April 29	TE	Bryce Sterk	Signed as undrafted college FA
March 21	LB	Kamu Grugier-Hill	Signed as UFA (Phi.)	April 30	DE	Taco Charlton	Waived
March 21	RB	Jordan Howard	Signed as UFA (Phi.)	April 30	DE	Charles Harris	Traded (Atl.)
March 21	CB	Byron Jones	Signed as UFA (Dal.)	May 5	WR	Albert Wilson	Restructured Contract
March 21	C	Ted Karras	Signed as UFA (NE)	May 6	G	Solomon Kindley	Signed (D4, '20)
March 21	DE	Shaq Lawson	Signed as UFA (Buf.)	May 7	DE	Jason Strowbridge	Signed (D5a, '20)
March 21	DE	Emmanuel Ogbah	Signed as UFA (KC)	May 12	QB	Tua Tagovailoa	Signed (D1a, '20)
				May 12	DT	Raekwon Davis	Signed (D2b, '20)
				May 12	DE	Curtis Weaver	Signed (D5b, '20)
				May 12	LS	Blake Ferguson	Signed (D6, '20)

### PRONUNCIATION GUIDE

PLAYER	PHONETICALLY	PLAYER	PHONETICALLY	PLAYER	PHONETICALLY
WR Lynn Bowden Jr.	BO-den	DT Davon Godchaux	Duh-VAHN GOD-chaw	TE Durham Smythe	sm-eye-th
RB Matt Breida	BREE-duh	LB Kamu Grugier-Hill	KAH-moo GREW-jay HILL	QB Tua Tagovailoa	TWO-uh TUNG-oh-vai-LOA
T Julién Davenport	joo-lee-OWN	P Matt Haack	HAWK		
DT Raekwon Davis	RAY-kwon	CB Xavier Howard	EX-ay-vee-n	<b>COACH</b>	<b>PHONETICALLY</b>
C/G Michael Deiter	DEE-ter	CB Noah Igbinoghene	IG-bin-OG-guh-nee	Anthony Campanile	CAMP-uh-neel-ee
LB Sam Eguavoen	eh-gwahv-ON	C Ted Karras	CARE-us	Lemuel Jeanpierre	leh-mew-ELL zhon-pee-AIR
S Clayton Fejedelem	FEDGE-uh-lemm	DE Emmanuel Ogbah	AWG-buh	Curt Kuntz	KOO-nts
S Kavon Frazier	KAY-von	TE Adam Shaheen	Shuh-HEEN	Dave Puloka	Puh-LOH-kuh
TE Mike Gesicki	guh-sick-ee	DT Zach Sieler	SEE-ler		





## 2020 MIAMI DOLPHINS TRANSACTIONS

\*as of Sept. 6, 2020

DATE	POS.	PLAYER/COACH	TRANSACTION	DATE	POS.	PLAYER/COACH	TRANSACTION
May 13	S	Brandon Jones	Signed (D3, '20)	Aug. 16	S	Adrian Colbert	Waived
May 16	RB	De'Lance Turner	Waived	Aug. 16	T	Nick Kaltmayer	Waived
June 2	RB/ WR	Malcolm Perry	Signed (D7, '20)	Aug. 16	DT	Brandon Bryant	Activated off Reserve/COVID-19 List
June 12	T	Austin Jackson	Signed (D1b, '20)	Aug. 19	LB	Vince Biegel	Placed on Injured Reserve
July 21	CB	Noah Igbinoghene	Signed (D1c, '20)	Aug. 19	LB	Sam Eguavoen	Placed on Reserve/COVID-19 List
July 22	G/T	Robert Hunt	Signed (D2a, '20)	Aug. 20	LB	Sam Eguavoen	Activated off Reserve/COVID-19 List
July 23	DT	Ray Lima	Waived	Aug. 22	S	Nate Holley	Signed as FA
July 25	WR	Ricardo Louis	Released	Aug. 24	DE	Curtis Weaver	Waived/Injured
July 25	QB	Jake Rudock	Waived	Aug. 25	LB	Trent Harris	Signed as FA
July 26	LB	Trent Harris	Waived	Aug. 26	RB	Salvon Ahmed	Acquired off waivers (SF)
July 26	DE	Avery Moss	Waived	Aug. 27	RB	Kalen Ballage	Traded (NYJ)
July 26	TE	Adam Shaheen	Acquired by Miami in trade (Chi.)	Aug. 27	CB	Xavien Howard	Activated off Reserve/COVID-19 and Active/Physically Unable to Perform Lists
July 27	CB	Javaris Davis	Acquired off waivers (KC)	Aug. 27	DE	Avery Moss	Signed as FA
July 27	TE	Michael Roberts	Waived	Aug. 27	CB	Picasso Nelson Jr.	Waived
July 27	LS	Blake Ferguson	Placed on Reserve/COVID-19 List	Aug. 27	C	Donell Stanley	Waived
July 27	DT	Benito Jones	Placed on Reserve/COVID-19 List	Aug. 29	LB	Raekwon McMillan	Traded (LV)
July 27	CB	Cordrea Tankersley	Placed on Reserve/COVID-19 List	Aug. 30	RB	Kalen Ballage	Trade with NYJ reverted
July 28	CB	Xavien Howard	Placed on Active/Physically Unable to Perform List	Aug. 31	LB	James Crawford	Waived
July 28	LB	Calvin Munson	Placed on Active/Non-Football Injury List	Aug. 31	WR	Andy Jones	Signed as FA
July 29	DT	Ray Smith	Acquired off waivers (SF)	Sept. 1	S	Jeremiah Dinson	Waived
July 29	CB	Ryan Lewis	Waived	Sept. 1	DE	Avery Moss	Waived
July 29	DT	Benito Jones	Activated off Reserve/COVID-19 List	Sept. 1	CB	Deatrick Nichols	Waived
July 31	LB	Jerome Baker	Placed on Reserve/COVID-19 List	Sept. 1	WR	Ricardo Louis	Released
July 31	DT	Zach Sieler	Placed on Reserve/COVID-19 List	Sept. 2	WR	Chester Rogers	Released
Aug. 1	LS	Rex Sunahara	Signed as FA	Sept. 5	RB	Salvon Ahmed	Waived
Aug. 2	G	Ereck Flowers	Placed on Reserve/COVID-19 List	Sept. 5	CB	Breon Borders	Waived
Aug. 2	LS	Blake Ferguson	Activated off Reserve/COVID-19 List	Sept. 5	DT	Brandin Bryant	Waived
Aug. 3	CB	Picasso Nelson	Acquired off waivers (Ind.)	Sept. 5	G	Shaq Calhoun	Waived
Aug. 3	LB	Jerome Baker	Activated off Reserve/COVID-19 List	Sept. 5	WR	Matt Cole	Waived
Aug. 3	RB/ WR	Malcolm Perry	Placed on Reserve/COVID-19 List	Sept. 5	LB	Trent Harris	Waived
Aug. 4	WR	Alun Hurns	Placed on Reserve/Opt-Out List	Sept. 5	S	Tae Hayes	Waived
Aug. 4	CB	Cordrea Tankersley	Activated off Reserve/COVID-19 List	Sept. 5	CB	Nate Holley	Waived
Aug. 4	CB	Cordrea Tankersley	Waived	Sept. 5	T	Jonathan Hubbard	Waived
Aug. 4	LS	Rex Sunahara	Waived	Sept. 5	G	Danny Isidora	Waived
Aug. 5	WR	Albert Wilson	Placed on Reserve/Opt-Out List	Sept. 5	WR	Gary Jennings	Waived
Aug. 5	DT	Davon Godchaux	Placed on Reserve/COVID-19 List	Sept. 5	LB	Kylan Johnson	Waived
Aug. 6	CB	Javaris Davis	Waived/Non-Football Injury	Sept. 5	WR	Andy Jones	Waived
Aug. 6	RB/ WR	Malcolm Perry	Activated off Reserve/COVID-19 List	Sept. 5	DT	Benito Jones	Waived
Aug. 6	DT	Zach Sieler	Activated off Reserve/COVID-19 List	Sept. 5	WR	Kirk Merritt	Waived
Aug. 6	DT	Raekwon Davis	Placed on Reserve/COVID-19 List	Sept. 5	TE	Chris Myarick	Waived
Aug. 6	DT	Benito Jones	Placed on Reserve/COVID-19 List	Sept. 5	G	Duralv Queiroz Neto	Waived
Aug. 6	S	Brandon Jones	Placed on Reserve/COVID-19 List	Sept. 5	DE	Tyshun Render	Waived
Aug. 6	G	Solomon Kindley	Placed on Reserve/COVID-19 List	Sept. 5	QB	Josh Rosen	Waived
Aug. 6	DE	Shaq Lawson	Placed on Reserve/COVID-19 List	Sept. 5	G	Keaton Sutherland	Waived
Aug. 6	WR	Kirk Merritt	Placed on Reserve/COVID-19 List	Sept. 5	CB	Ken Webster	Waived
Aug. 7	DT	Davon Godchaux	Activated off Reserve/COVID-19 List	Sept. 5	TE	Nate Wieting	Waived
Aug. 7	S	Brandon Jones	Activated off Reserve/COVID-19 List	Sept. 5	DB	Nate Brooks	Waived/Injured
Aug. 7	DE	Shaq Lawson	Activated off Reserve/COVID-19 List	Sept. 5	RB	Kalen Ballage	Waived/Injury Settlement
Aug. 8	WR	Ricardo Louis	Signed as FA	Sept. 5	WR	Lynn Bowden Jr.	Acquired by Miami in trade (LV)
Aug. 8	DT	Ray Smith	Placed on the Reserve/Retired List	Sept. 6	RB	Salvon Ahmed	Signed to practice squad
Aug. 8	DT	Raekwon Davis	Activated off Reserve/COVID-19 List	Sept. 6	WR	Antonio Callaway	Signed to practice squad
Aug. 8	DT	Benito Jones	Activated off Reserve/COVID-19 List	Sept. 6	DE	Nick Coe	Signed to practice squad
Aug. 8	G	Solomon Kindley	Activated off Reserve/COVID-19 List	Sept. 6	S	Brian Cole	Signed to practice squad
Aug. 8	WR	Kirk Merritt	Activated off Reserve/COVID-19 List	Sept. 6	WR	Matt Cole	Signed to practice squad
Aug. 9	WR	Chester Rogers	Signed as FA	Sept. 6	CB	Javaris Davis	Signed to practice squad
Aug. 9	LB	Calvin Munson	Activated off Active/Non-Football Injury List	Sept. 6	CB	Tae Hayes	Signed to practice squad
Aug. 10	TE	Nate Wieting	Acquired off waivers (Cle.)	Sept. 6	S	Nate Holley	Signed to practice squad
Aug. 11	CB	Xavien Howard	Placed on Reserve/COVID-19 List	Sept. 6	T	Jonathan Hubbard	Signed to practice squad
Aug. 12	DT	Brandin Bryant	Signed as FA	Sept. 6	LB	Kylan Johnson	Signed to practice squad
Aug. 12	CB	Breon Borders	Acquired off waivers (Pit.)	Sept. 6	DT	Benito Jones	Signed to practice squad
Aug. 13	CB	Deatrick Nichols	Signed as FA	Sept. 6	WR	Kirk Merritt	Signed to practice squad
Aug. 13	S	Steven Parker	Waived	Sept. 6	TE	Chris Myarick	Signed to practice squad
Aug. 13	TE	Bryce Sterk	Waived	Sept. 6	G	Duralv Queiroz Neto	Signed a international practice player (IPFP)
Aug. 15	DT	Brandin Bryant	Placed on Reserve/COVID-19 List	Sept. 6	DE	Tyshun Render	Signed to practice squad
Aug. 15	G	Ereck Flowers	Activated off Reserve/COVID-19 List	Sept. 6	QB	Jake Rudock	Signed to practice squad
Aug. 15	S	Jeremiah Dinson	Acquired off waivers (Det.)	Sept. 6	CB	Ken Webster	Signed to practice squad



# 2020 MIAMI DOLPHINS NUMERICAL ROSTER

\*as of Sept. 6, 2020

NO.	NAME	POS.	HT.	WT.	BIRTHDATE	EXP.	COLLEGE	HOMETOWN	HOW ACQ.
1	Tua Tagovailoa	QB	6-0	217	3/2/98	R	Alabama '20	Ewa Beach, Hawaii	D1a, '20
2	Matt Haack	P	6-0	205	7/25/94	4	Arizona State '17	West Des Moines, Iowa	FA, '17
7	Jason Sanders	K	5-11	195	11/16/95	3	New Mexico '18	Orange, Calif.	D7b, '18
10	Malcolm Perry	RB/WR	5-10	175	4/19/97	R	Navy '20	Clarksville, Tenn.	D7, '20
11	DeVante Parker	WR	6-3	211	1/20/93	6	Louisville '15	Louisville, Ky.	D1, '15
14	Ryan Fitzpatrick	QB	6-2	228	11/24/82	16	Harvard '05	Gilbert, Ariz.	UFA, '19 (TB)
15	Lynn Bowden Jr.	WR	5-11	204	10/14/97	R	Kentucky '20	Youngstown, Ohio	T, '20 (LV)
18	Preston Williams	WR	6-5	218	3/27/97	2	Colorado State '19	Lovejoy, Ga.	FA, '19
19	Jakeem Grant Sr.	WR	5-7	171	10/30/92	5	Texas Tech '16	Dallas, Texas	D6a, '16
20	Matt Breida	RB	5-10	194	2/28/95	4	Georgia Southern '17	Brooksville, Fla.	T, '20 (SF)
21	Eric Rowe	S	6-1	205	10/3/92	6	Utah '15	Spring, Texas	UFA, '19 (NE)
23	Noah Igbinoghene	CB	5-11	197	11/27/99	R	Auburn '20	Trussville, Ala.	D1c, '20
24	Byron Jones	CB	6-1	194	9/26/92	6	Connecticut '15	New Britain, Conn.	UFA, '20 (Dal.)
25	Xavier Howard	CB	6-1	198	7/4/93	5	Baylor '16	Houston, Texas	D2, '16
27	Chandler Cox	FB	6-1	240	7/29/96	2	Auburn '19	Apopka, Fla.	D7a, '19
28	Bobby McCain	S	5-11	192	8/18/93	6	Memphis '15	Oxford, Ala.	D5a, '15
29	Brandon Jones	S	6-0	191	4/2/98	R	Texas '20	Nacogdoches, Texas	D3, '20
32	Patrick Laird	RB	6-0	197	8/17/95	2	California '19	Arroyo Grande, Calif.	FA, '19
33	Jamal Perry	CB	5-10	189	10/23/94	2	Iowa State '17	Houston, Texas	FA, '19
34	Jordan Howard	RB	6-0	232	11/2/94	5	Indiana '16	Gardendale, Ala.	UFA, '20 (Phi.)
35	Kavon Frazier	S	6-0	220	8/11/94	5	Central Michigan '16	Grand Rapids, Mich.	UFA, '20 (Dal.)
37	Myles Gaskin	WR	5-11	194	2/14/97	2	Washington '19	Lynnwood, Wash.	D9b, '19
40	Nik Needham	CB	6-0	193	11/4/96	2	UTEP '19	Buena Park, Calif.	FA, '19
42	Clayton Fajedelele	S	6-0	205	6/2/93	5	Illinois '16	Lemont, Ill.	UFA, '20 (Cin.)
43	Andrew Van Ginkel	LB	6-4	242	7/1/95	2	Wisconsin '19	Rock Valley, Iowa	D5, '19
44	Elandon Roberts	LB	6-0	238	4/22/94	5	Houston '16	Port Arthur, Texas	UFA, '20 (NE)
48	Calvin Munson	LB	6-1	228	12/27/94	2	San Diego State '17	St. Charles, Mo.	FA, '19
49	Sam Eguavoen	LB	6-0	236	2/22/93	2	Texas Tech '15	Garland, Texas	FA, '19
50	Blake Ferguson	LS	6-3	231	4/21/97	R	LSU '20	Smryna, Ga.	D6, '20
51	Kamari Grugier-Hill	LB	6-2	223	5/14/96	5	Eastern Illinois '16	Eapokalea, Hawaii	UFA, '20 (Phi.)
53	Kyle Van Noy	LB	6-3	250	3/26/91	7	BYU '14	Reno, Nev.	UFA, '20 (NE)
55	Jerome Baker	LB	6-2	225	12/25/96	3	Ohio State '18	Cleveland, Ohio	D3, '18
56	Davon Godchaux	DT	6-3	311	11/11/94	4	LSU '17	Plaquemine, La.	D5b, '17
58	Jason Strowbridge	DE	6-5	273	9/10/96	R	North Carolina '20	Deerfield Beach, Fla.	D5a, '20
63	Michael Deiter	C/G	6-6	310	9/3/96	2	Wisconsin '19	Curtice, Ohio	D3, '19
66	Solomon Kindley	G	6-4	339	7/31/97	R	Georgia '20	Jacksonville, Fla.	D4, '20
67	Del Karris	C	6-4	314	3/15/93	5	Illinois '16	Indianapolis, Ind.	UFA, '20 (NE)
68	Robert Hunt	G/T	6-6	323	8/25/96	R	Louisiana-Lafayette '20	Burkeville, Texas	D2a, '20
70	Julien Davenport	T	6-7	313	1/9/95	4	Bucknell '17	Paulsboro, N.J.	T, '19 (Hou.)
73	Austin Jackson	T	6-5	325	8/11/99	R	USC '20	Phoenix, Ariz.	D1b, '20
75	Ereck Flowers	G	6-6	343	4/25/94	6	Miami (FL) '15	Miami, Fla.	UFA, '20 (Was.)
77	Jesse Davis	G/T	6-6	310	9/15/91	4	Idaho '15	Asotin, Wash.	FA, '17
78	Adam Pankey	T	6-5	306	2/2/94	3	West Virginia '17	Hamilton, Ohio	Wai, '19 (GB)
80	Adam Shaheen	TE	6-7	257	10/24/94	4	Ashland '17	Sanbury, Ohio	T, '20 (Chi.)
81	Durham Smythe	TE	6-6	260	8/9/95	3	Notre Dame '18	Belton, Texas	D4a, '18
84	Isiah Ford	WR	6-2	201	2/9/96	3	Virginia Tech '17	Jacksonville, Fla.	D7, '17
86	Mack Hollins	WR	6-4	221	9/16/93	4	North Carolina '17	Rockville, Md.	Wai, '19 (Phi.)
88	Mike Gesicki	TE	6-6	250	10/3/95	3	Penn State '18	Manahawick, N.J.	D2, '18
90	Shaq Lawson	DE	6-3	267	6/17/94	5	Clemson '16	Central, S.C.	UFA, '20 (Buf.)
91	Emmanuel Ogbah	DE	6-4	275	11/6/93	5	Oklahoma State '16	Houston, Texas	UFA, '20 (KC)
92	Zach Sieler	DT	6-6	297	9/7/95	3	Ferris State '18	Pinkney, Mich.	Wai, '19 (Bal.)
94	Christian Wilkins	DT	6-4	315	12/20/95	2	Clemson '19	Springfield, Mass.	DT, '19
98	Raekwon Davis	DT	6-7	330	6/10/97	R	Alabama '20	Meridian, Miss.	D2b, '20

## PRACTICE SQUAD

50	Jake Rudock	QB	6-2	212	1/21/93	4	Michigan '16	Weston, Fla.	FA, '19
30	Tae Hayes	CB	5-9	188	8/19/97	2	Appalachian St. '19	Decatur, Ala.	Wai, '19 (Jax.)
31	Ken Webster	CB	5-11	191	6/19/96	2	Mississippi '19	Decatur, Ga.	Wai, '19 (NE)
36	Nate Holley	S	6-0	210	12/5/94	1	Kent State '17	Toledo, Ohio	FA, '20
38	Javaris Davis	CB	5-8	183	12/26/96	R	Auburn '20	Jacksonville, Fla.	Wai, '20 (KC)
41	Brian Cole	S	6-2	205	4/3/97	R	Mississippi St. '20	Saginaw, Mich.	FA, '20
45	Salvon Ahmed	RB	5-11	197	12/30/98	R	Washington '20	Kirkland, Wash.	Wai, '20 (SF)
59	Kylan Johnson	LB	6-2	230	12/23/96	R	Pittsburgh '20	Dallas, Texas	FA, '20
64	Tyshun Render	DE	6-4	248	3/28/97	R	Middle Tenn. St. '20	Newman, Ga.	FA, '20
69	Durval Quieroz Neto	DT	6-4	330	8/27/92	1	None	Diamantino, Brazil	FA, '19 (IPP*)
71	Jonathan Hubbard	T	6-5	305	8/17/97	R	Northwestern St. '20	Kilgore, Texas	FA, '20
82	Matt Cole	WR	5-10	197	11/7/96	R	McKendree '20	Chicago, Ill.	FA, '20
83	Kirk Merritt	WR	6-0	214	1/5/97	R	Arkansas State '20	Destrehan, La.	FA, '20
85	Chris Myanick	TE	6-5	261	10/6/95	1	Temple '19	Elkins Park, Pa.	FA, '19
95	Benito Jones	DT	6-1	316	11/27/97	R	Mississippi '20	Waynesboro, Miss.	FA, '20
97	Nick Coe	DE	6-5	291	8/12/97	R	Auburn '20	Asheboro, N.C.	FA, '20

\* international player practice squad exemption

## RESERVE/OPT-OUT

15	Albert Wilson	WR	5-9	195	7/12/92	7	Georgia State '14	Fort Pierce, Fla.	UFA, '18 (KC)
17	Allen Hurns	WR	6-3	195	11/12/91	7	Miami (FL) '14	Miami, Fla.	FA, '19

## RESERVE/INJURED

47	Vince Biegel	LB	6-3	246	7/2/93	4	Wisconsin '17	Wisconsin Rapids, Wis.	T, '19 (NO)
----	--------------	----	-----	-----	--------	---	---------------	------------------------	-------------

## RESERVE/NON-FOOTBALL INJURY

4	Jonathan Ledbetter	DE	6-4	264	9/12/97	2	Georgia '19	Tucker, Ga.	FA, '19
---	--------------------	----	-----	-----	---------	---	-------------	-------------	---------

## RESERVE/SUSPENDED

	Antonio Callaway	WR	5-11	200	1/9/97	3	Florida '18	Miami, FL	FA, '20
--	------------------	----	------	-----	--------	---	-------------	-----------	---------



## 2020 MIAMI DOLPHINS ALPHABETICAL ROSTER

\*as of Sept. 6, 2020

NO.	NAME	POS.	HT.	WT.	BIRTHDATE	EXP.	COLLEGE	HOMETOWN	HOW ACQ.
55	Baker, Jerome	LB	6-2	225	12/25/96	3	Ohio State '18	Cleveland, Ohio	D3, '18
15	Bowden Jr., Lynn	WR	5-11	204	10/14/97	R	Kentucky '20	Youngstown, Ohio	D3, '20 (LV)
20	Breida, Matt	RB	5-10	194	2/28/95	4	Georgia Southern '17	Brooksville, Fla.	T, '20 (SF)
27	Cox, Chandler	FB	6-1	240	7/29/96	2	Auburn '19	Apopka, Fla.	D7a, '19
70	Davenport, Juliën	T	6-7	313	1/9/95	4	Bucknell '17	Paulsboro, N.J.	T, '19 (Hou.)
77	Davis, Jesse	G/T	6-6	310	9/15/91	4	Idaho '15	Asotin, Wash.	FA, '17
98	Davis, Raskwon	DT	6-7	330	6/10/97	R	Alabama '20	Meridian, Miss.	D2b, '20
43	Deiter, Michael	C/G	6-6	310	9/3/96	2	Wisconsin '19	Curtice, Ohio	D3, '19
49	Eguavoen, Sam	LB	6-0	236	2/22/93	2	Texas Tech '15	Garland, Texas	FA, '19
42	Fejedelem, Clayton	S	6-0	205	6/2/93	5	Illinois '16	Lemont, Ill.	UFA, '20 (Cin.)
50	Ferguson, Blake	LS	6-3	231	4/21/97	R	LSU '20	Smyrna, Ga.	D6, '20
14	Fitzpatrick, Ryan	QB	6-2	228	11/25/92	16	Harvard '05	Gilbert, Ariz.	UFA, '19 (TB)
75	Flowers, Ereck	G	6-6	343	4/24/94	6	Miami (FL) '15	Miami, Fla.	UFA, '20 (Was.)
84	Ford, Isaiah	WR	6-2	201	2/9/96	3	Virginia Tech '17	Jacksonville, Fla.	D7, '17
35	Frazier, Kavon	S	6-0	220	8/11/94	5	Central Michigan '16	Grand Rapids, Mich.	UFA, '20 (Dal.)
37	Gaskin, Myles	RB	5-10	194	2/15/97	2	Washington '19	Lynnwood, Wash.	D7b, '19
88	Gesicki, Mike	TE	6-6	250	10/3/95	3	Penn State '18	Manahawkin, N.J.	D2, '18
56	Godchaux, Davon	DT	6-3	311	11/11/94	4	LSU '17	Plaquemine, La.	D5b, '17
19	Grant Sr., Jakeem	WR	5-7	171	10/30/92	5	Texas Tech '16	Dallas, Texas	D6a, '16
51	Grugier-Hill, Kamu	LB	6-2	223	5/16/94	5	Eastern Illinois '16	Papakolea, Hawaii	UFA, '20 (Phi.)
2	Haack, Matt	P	6-0	205	7/25/94	4	Arizona State '17	West Des Moines, Iowa	FA, '17
86	Hallins, Mack	WR	6-4	221	6/11/93	5	North Carolina '16	Rockville, Md.	WFL, '19 (Phi.)
34	Howard, Jordan	RB	6-0	232	11/2/94	5	Indiana '15	Gardendale, Ala.	UFA, '20 (Phi.)
25	Howard, Xavier	CB	6-1	198	7/4/93	5	Baylor '16	Houston, Texas	D2, '16
68	Hunt, Robert	G/T	6-6	323	8/25/96	R	Louisiana-Lafayette '20	Burkeville, Texas	D2a, '20
23	Igbinioghene, Noah	CB	5-11	197	11/27/99	R	Auburn '20	Trussville, Ala.	D1c, '20
73	Jackson, Austin	T	6-5	325	8/11/99	R	USC '20	Phoenix, Ariz.	D1b, '20
29	Jones, Brandon	S	6-0	191	4/2/98	R	Texas '20	Nacogdoches, Texas	D3, '20
24	Jones, Byron	CB	6-1	194	9/26/92	6	Connecticut '15	New Britain, Conn.	UFA, '20 (Dal.)
67	Karras, Ted	LB	6-6	314	3/15/93	3	Illinois '16	Indianapolis, Ind.	UFA, '20 (NE)
66	Kindley, Solomon	G	6-4	339	7/31/97	R	Georgia '20	Jacksonville, Fla.	D4, '20
32	Laird, Patrick	RB	6-0	197	8/17/95	2	California '19	Arroyo Grande, Calif.	FA, '19
50	Lawson, Shaq	DE	6-3	267	6/17/94	5	Clemson '16	Central, S.C.	UFA, '20 (Buf.)
28	McCain, Bobby	S	5-11	192	8/18/93	6	Memphis '15	Oxford, Ala.	D5a, '15
48	Munson, Calvin	LB	6-1	228	12/27/94	2	San Diego State '17	St. Charles, Mo.	FA, '19
40	Needham, Nik	CB	6-0	193	11/4/96	2	UTEP '19	Buena Park, Calif.	FA, '19
91	Ogbah, Emmanuel	DE	6-4	275	11/6/93	5	Oklahoma State '16	Houston, Texas	UFA, '20 (KC)
78	Parkey, Adam	T	6-5	306	2/2/94	3	West Virginia '17	Hamilton, Ohio	Wai, '19 (GB)
11	Parker, DeVante	WR	6-3	211	10/20/93	6	Louisville '15	Louisville, Ky.	D1, '15
33	Perry, Jamal	CB	5-10	189	10/23/94	2	Iowa State '17	Houston, Texas	FA, '19
10	Perry, Malcolm	RB/MR	5-10	175	4/19/97	R	Navy '20	Clarksville, Tenn.	D7, '20
44	Roberts, Elandon	LB	6-0	238	4/22/94	5	Houston '16	Port Arthur, Texas	UFA, '20 (NE)
21	Rowe, Eric	S	6-1	205	10/3/92	6	Utah '15	Spring, Texas	UFA, '19 (NE)
7	Sanders, Jason	K	5-11	195	11/16/95	3	New Mexico '18	Orange, Calif.	D7b, '18
80	Shaheen, Adam	TE	6-7	257	10/24/94	4	Ashland '17	Sanbury, Ohio	T, '20 (Chi.)
92	Sieler, Zach	DT	6-6	297	9/7/95	3	Ferris State '18	Pinckney, Mich.	Wai, '19 (Bal.)
81	Smythe, Durham	TE	6-6	260	8/9/95	3	Notre Dame '18	Belton, Texas	D4a, '18
58	Strombridge, Jason	DE	6-5	273	9/10/96	R	North Carolina '20	Deerfield Beach, Fla.	D5a, '20
1	Tagovailoa, Tua	QB	6-0	217	3/2/98	R	Alabama '20	Ewa Beach, Hawaii	D1a, '20
43	Van Ginkel, Andrew	LB	6-4	242	7/1/95	2	Wisconsin '19	Rock Valley, Iowa	D5, '19
53	Van Noy, Kyle	LB	6-3	250	3/26/91	7	BYU '14	Reno, Nev.	UFA, '20 (NE)
94	Wilkins, Christian	DT	6-4	315	12/20/95	2	Clemson '19	Springfield, Mass.	D1, '19
18	Williams, Preston	WR	6-5	218	3/27/97	2	Colorado State '19	Lovejoy, Ga.	FA, '19

### PRACTICE SQUAD

45	Ahmed, Salvon	RB	5-11	197	12/30/98	R	Washington '20	Kirkland, Wash.	Wai, '20 (SF)
97	Coe, Nick	DE	6-5	291	8/12/97	R	Auburn '20	Asheboro, N.C.	FA, '20
41	Cole, Brian	S	6-2	205	4/3/97	R	Mississippi St. '20	Saginaw, Mich.	FA, '20
82	Cole, Matt	WR	5-10	197	11/7/96	R	McKendree '20	Chicago, Ill.	FA, '20
38	Davis, Javaris	CB	5-8	183	12/26/96	R	Auburn '20	Jacksonville, Fla.	Wai, '20 (KC)
30	Hayes, Tate	CB	5-9	188	8/19/97	2	Appalachian St. '19	Decatur, Ala.	Wai, '19 (Jax.)
36	Holley, Nate	S	6-0	210	12/5/94	1	Kent State '17	Toledo, Ohio	FA, '20
71	Hubbard, Jonathan	T	6-5	305	8/17/97	R	Northwestern St. '20	Kilgore, Texas	FA, '20
59	Johnson, Kylan	LB	6-2	230	12/23/96	R	Pittsburgh '20	Dallas, Texas	FA, '20
95	Jones, Benito	DT	6-1	316	11/27/97	R	Mississippi '20	Waynesboro, Miss.	FA, '20
83	Merritt, Kirk	WR	6-0	214	1/5/97	R	Arkansas State '20	Destrehan, La.	FA, '20
85	Myarick, Chris	TE	6-5	261	10/6/95	1	Temple '19	Elkins Park, Pa.	FA, '19
69	Queiroz Neto, Durval	G	6-4	330	8/27/92	1	None	Diamantino, Brazil	FA, '19 (IPP)*
64	Render, Tyshun	DE	6-4	248	3/28/97	R	Middle Tenn. St. '20	Newman, Ga.	FA, '20
5	Rudock, Jake	QB	6-2	212	1/21/93	4	Michigan '16	Weston, Fla.	FA, '19
31	Webster, Ken	CB	5-11	191	6/19/96	2	Mississippi '19	Decatur, Ga.	Wai, '19 (NE)

\* international player practice squad exemption

### RESERVE/INJURED

47	Biegel, Vince	LB	6-3	246	7/2/93	4	Wisconsin '17	Wisconsin Rapids, Wis.	T, '19 (NO)
----	---------------	----	-----	-----	--------	---	---------------	------------------------	-------------

### RESERVE/NON-FOOTBALL INJURY

4	Ledbetter, Jonathan	DE	6-4	264	9/12/97	2	Georgia '19	Tucker, Ga.	FA, '19
---	---------------------	----	-----	-----	---------	---	-------------	-------------	---------

### RESERVE/OPT-OUT

17	Hums, Allen	WR	6-3	195	11/12/91	7	Miami (FL) '14	Miami, Fla.	FA, '19
15	Wilson, Albert	WR	5-9	195	7/12/92	7	Georgia State '14	Fort Pierce, Fla.	UFA, '18 (KC)

### RESERVE/SUSPENDED

	Callaway, Antonio	WR	5-11	200	1/9/97	3	Florida '18	Miami, FL	FA, '20
--	-------------------	----	------	-----	--------	---	-------------	-----------	---------



## 2020 MIAMI DOLPHINS POSITIONAL ROSTER

\*as of Sept. 6, 2020

### OFFENSE (25)

#### QUARTERBACKS (2)

NO	NAME	POS	HT	WT	EXP	COLLEGE
1	Tagovailoa, Tua	QB	6-0	217	R	Alabama '20
14	Fitzpatrick, Ryan	QB	6-2	228	16	Harvard '05

#### RUNNING BACKS (5)

NO	NAME	POS	HT	WT	EXP	COLLEGE
20	Breida, Matt	RB	5-10	194	4	Georgia Southern '17
27	Cox, Chandler	FB	6-1	240	2	Auburn '19
32	Laird, Patrick	RB	6-0	197	2	California '19
34	Howard, Jordan	RB	6-0	232	5	Indiana '16
37	Gaskin, Myles	RB	5-10	194	2	Washington '19

#### WIDE RECEIVERS (7)

NO	NAME	POS	HT	WT	EXP	COLLEGE
10	Perry, Malcolm	RB/WR	5-10	175	R	Navy '20
11	Parker, DeVante	WR	6-3	211	6	Louisville '15
15	Bowden Jr., Lynn	WR	5-11	204	R	Kentucky '20
18	Williams, Preston	WR	6-5	218	2	Colorado State '19
19	Grant Sr., Jakeem	WR	5-7	171	5	Texas Tech '16
84	Ford, Isaiah	WR	6-2	201	3	Virginia Tech '17
86	Hollins, Mack	WR	6-4	221	4	North Carolina '17

#### TIGHT ENDS (3)

NO	NAME	POS	HT	WT	EXP	COLLEGE
80	Shaheen, Adam	TE	6-7	257	4	Ashland '17
81	Smythe, Durham	TE	6-6	260	3	Notre Dame '18
88	Gesicki, Mike	TE	6-6	250	3	Penn State '18

#### OFFENSIVE LINEMEN (9)

NO	NAME	POS	HT	WT	EXP	COLLEGE
63	Deiter, Michael	C/G	6-6	310	2	Wisconsin '19
66	Kindley, Solomon	G	6-4	339	R	Georgia '20
67	Karras, Ted	C	6-4	314	5	Illinois '16
68	Hunt, Robert	G/T	6-6	323	R	Louisiana-Lafayette '20
70	Davenport, Juliën	T	6-7	313	4	Bucknell '17
73	Jackson, Austin	T	6-5	325	R	USC '20
75	Flowers, Ereck	G	6-6	343	6	Miami (FL) '15
77	Davis, Jesse	G/T	6-6	310	4	Idaho '15
78	Pankey, Adam	T	6-5	306	3	West Virginia '17

### RESERVE/OPT-OUT (2)

NO	NAME	POS	HT	WT	EXP	COLLEGE
15	Wilson, Albert	WR	5-9	195	7	Georgia State '14
17	Hurns, Allen	WR	6-3	195	7	Miami (FL) '14

### RESERVE/INJURED (1)

NO	NAME	POS	HT	WT	EXP	COLLEGE
47	Biegel, Vince	LB	6-3	246	4	Wisconsin '17

### RESERVE/NON-FOOTBALL INJURY (1)

NO	NAME	POS	HT	WT	EXP	COLLEGE
4	Ledbetter, Jonathan	DE	6-4	264	2	Georgia '19

### RESERVE/SUSPENDED (1)

NO	NAME	POS	HT	WT	EXP	COLLEGE
	Callaway, Antonio	WR	5-11	200	3	Florida '18

### DEFENSE (24)

#### DEFENSIVE LINEMEN (7)

NO	NAME	POS	HT	WT	EXP	COLLEGE
56	Goodchaux, Davon	DT	6-3	311	4	LSU '17
58	Strowbridge, Jason	DE	6-5	273	R	North Carolina '20
90	Lawson, Shaq	DE	6-3	267	5	Clemson '16
91	Ogbah, Emmanuel	DE	6-4	275	5	Oklahoma State '15
92	Sieler, Zach	DT	6-6	297	3	Ferris State '18
94	Wilkins, Christian	DT	6-4	315	2	Clemson '19
98	Davis, Raekwon	DT	6-7	330	R	Alabama '20

#### LINEBACKERS (7)

NO	NAME	POS	HT	WT	EXP	COLLEGE
43	Van Ginkel, Andrew	LB	6-4	242	2	Wisconsin '19
44	Roberts, Elandon	LB	6-0	238	5	Houston '16
48	Munson, Calvin	LB	6-1	228	2	San Diego St. '17
49	Eguavoen, Sam	LB	6-0	236	2	Texas Tech '15
51	Grugier-Hill, Kamu	LB	6-2	223	5	Eastern Illinois '16
53	Van Noy, Kyle	LB	6-3	250	7	BYU '14
55	Baker, Jerome	LB	6-2	225	3	Ohio State '18

#### DEFENSIVE BACKS (10)

NO	NAME	POS	HT	WT	EXP	COLLEGE
21	Rowe, Eric	S	6-1	205	6	Utah '15
23	Igbinoghene, Noah	CB	5-11	197	R	Auburn '20
24	Jones, Byron	CB	6-1	194	6	Connecticut '15
25	Howard, Xavier	CB	6-1	198	5	Baylor '16
28	McCain, Bobby	S	5-11	192	6	Memphis '15
29	Jones, Brandon	S	6-0	191	R	Texas '20
33	Perry, Jamal	CB	5-10	189	2	Iowa State '17
35	Frazier, Kavon	S	6-0	220	5	Central Michigan '16
40	Needham, Nik	CB	6-0	193	2	UTEP '19
42	Fejedelem, Clayton	S	6-0	205	5	Illinois '16

### SPECIALISTS (3)

NO	NAME	POS	HT	WT	EXP	COLLEGE
2	Haack, Matt	P	6-0	205	4	Arizona State '17
7	Sanders, Jason	K	5-11	195	3	New Mexico '18
50	Ferguson, Blake	LS	6-3	231	R	LSU '20

### PRACTICE SQUAD (16)

NO	NAME	POS	HT	WT	EXP	COLLEGE
5	Rudock, Jake	QB	6-2	212	4	Michigan '16
30	Hayes, Tae	CB	5-9	188	2	Appalachian St. '19
31	Webster, Ken	CB	5-11	191	2	Mississippi '19
36	Holley, Nate	S	6-0	210	1	Kent State '17
38	Davis, Javaris	CB	5-8	183	R	Auburn '20
41	Cole, Brian	S	6-2	205	R	Mississippi St. '20
45	Ahmed, Salvon	RB	5-11	197	R	Washington '20
59	Johnson, Kylan	LB	6-2	230	R	Pittsburgh '20
64	Render, Tyshun	DE	6-4	248	R	Middle Tenn. St. '20
69	Queiroz Neto, Duval	G	6-4	330	1	None*
71	Hubbard, Jonathan	T	6-5	305	R	Northwestern St. '20
82	Cole, Matt	WR	5-10	197	R	McKendree '20
83	Merritt, Kirk	WR	6-0	214	R	Arkansas State '20
85	Myarick, Chris	TE	6-5	261	1	Temple '19
95	Jones, Benito	DT	6-1	316	R	Mississippi '20
97	Coe, Nick	DE	6-5	291	R	Auburn '20

\* international player practice squad exemption



## 2020 MIAMI DOLPHINS – HOW THEY WERE ACQUIRED

\*as of Sept. 6, 2020

	DRAFT (25)	TRADES (3)	WAIVERS (3)	FREE AGENTS (21)
2015	WR DeVante Parker (1) S Bobby McCain (5a)			
2016	CB Xavien Howard (2) WR Jakeem Grant Sr. (6a)			
2017	DT Davon Godchaux (5b) WR Isaiah Ford (7)			G/T Jesse Davis P Matt Haack
2018	TE Mike Gesicki (2) LB Jerome Baker (3) TE Durham Smythe (4a) K Jason Sanders (7b)			
2019	DT Christian Wilkins (1) C/G Michael Deiter (3) LB Andrew Van Ginkel (5) FB Chandler Cox (7a) RB Myles Gaskin (7b)	T Julián Davenport (Hou.)	WR Mack Hollins (Phi.) T Adam Pankey (GB) DT Zach Sieler (Bal.)	LB Sam Eguavoen QB Ryan Fitzpatrick (TB) RB Patrick Laird LB Calvin Munson CB Nik Needham CB Jamal Perry S Eric Rowe (NE) WR Preston Williams
2020	QB Tua Tagovailoa (1a) T Austin Jackson (1b) CB Noah Igbinoghene (1c) G/T Robert Hunt (2a) DT Raekwon Davis (2b) S Brandon Jones (3) G Solomon Kindley (4) DE Jason Strowbridge (5a) LS Blake Ferguson (6) RB/WR Malcolm Perry (7)	WR Lynn Bowden Jr. (LV) RB Matt Breida (SF) TE Adam Shaheen (Chi.)		S Clayton Fejedelem (Cin.) G Ereck Flowers (Was.) S Kavon Frazier (Dal.) LB Kamu Grugier-Hill (Phi.) RB Jordan Howard (Phi.) CB Byron Jones (Dal.) C Ted Karras (NE) DE Shaq Lawson (Buf.) DE Emmanuel Ogbah (KC) LB Elandon Roberts (NE) LB Kyle Van Noy (NE)





## MIAMI DOLPHINS CONTRACT STATUS

\*as of Sept. 6, 2020

CONTRACT STATUS									
	NAME	2020	2021	2022	2023	2024	2025	2026	CONTRACT DETAILS
QB	Fitzpatrick, Ryan		UFA						Signed 2-year contract as UFA in 2019
	Tagovailoa, Tua					5YO	UFA		Signed 5-year rookie contract in 2020
RB	Breida, Matt		UFA						Signed 1-year contract as RFA with SF in 2020
	Cox, Chandler				UFA				Signed 4-year rookie contract in 2019
	Gaskin, Myles				UFA				Signed 4-year rookie contract in 2019
	Howard, Jordan			UFA					Signed 2-year contract as UFA in 2020
WR	Laird, Patrick			RFA					Signed 3-year contract as UDFA in 2019
	Bowden, Lynn					UFA			Signed 4-year rookie contract with LV in 2020
	Ford, Isaiah		RFA						Signed 1-year contract as ERFA in 2020
	Grant, Jakeem					UFA			Signed 4-year contract extension in 2019
	Hollins, Mack		UFA						Signed 4-year rookie contract with PHI in 2017
	Parker, DeVante					UFA			Signed 3-year contract extension in 2019
	Perry, Malcolm					UFA			Signed 4-year rookie contract in 2020
	Williams, Preston								Signed 3-year contract as UDFA in 2019
TE	Gesicki, Mike			RFA					Signed 4-year rookie contract in 2018
	Shaheen, Adam		UFA						Signed 4-year rookie contract with CHI in 2017
	Smythe, Durham			UFA					Signed 4-year rookie contract in 2018
OL	Davenport, Julien		UFA						Signed 4-year rookie contract with HST in 2017
	Davis, Jesse				UFA				Signed 3-year contract extension in 2019
	Deiter, Michael				UFA				Signed 4-year rookie contract in 2019
	Flowers, Ereck				UFA				Signed 3-year contract as UFA in 2020
	Hunt, Robert					UFA			Signed 4-year rookie contract in 2020
	Jackson, Austin					5YO	UFA		Signed 5-year rookie contract in 2020
	Karras, Ted		UFA						Signed 1-year contract as UFA in 2020
	Kindley, Solomon					UFA			Signed 4-year rookie contract in 2020
	Pankey, Adam		RFA						Signed 2-year contract from PS with GB in 2019
DL	Davis, Raekwon					UFA			Signed 4-year rookie contract in 2020
	Godchaux, Davon		UFA						Signed 4-year rookie contract in 2017
	Lawson, Shaq				UFA				Signed 3-year contract as UFA in 2020
	Ogbah, Emmanuel			UFA					Signed 2-year contract as UFA in 2020
	Sieler, Zach		RFA						Signed 1-year contract as ERFA in 2020
	Strowbridge, Jason						UFA		Signed 4-year rookie contract in 2020
	Wilkins, Christian				5YO	UFA			Signed 5-year rookie contract with in 2019
	Baker, Jerome			UFA	RFA				Signed 4-year rookie contract in 2018
LB	Eguavoen, Sam								Signed 3-year contract as UDFA in 2019
	Grugier-Hill, Kamu		UFA						Signed 1-year contract as UFA in 2020
	Munson, Calvin		ERFA						Signed 2-year contract from PS in 2019
	Roberts, Elandon		UFA						Signed 1-year contract as UFA in 2020
	Van Ginkel, Andrew				UFA				Signed 4-year rookie contract in 2019
	Van Noy, Kyle					UFA			Signed 4-year contract as UFA in 2020
DB	Fejedelem, Clayton				UFA				Signed 3-year contract as UFA in 2020
	Frazier, Kavon		UFA						Signed 1-year contract as UFA in 2020
	Howard, Xavien						UFA		Signed 5-year contract extension in 2019
	Igbinoghene, Noah					5YO	UFA		Signed 5-year rookie contract in 2020
	Jones, Brandon								Signed 4-year rookie contract in 2020
	Jones, Byron						UFA		Signed 5-year contract as UFA in 2020
	McCain, Bobby				UFA				Signed 4-year contract extension in 2018
	Needham, Nik		ERFA						Signed 2-year contract from PS in 2019
	Perry, Jamal		ERFA						Signed 2-year contract as FA in 2019
	Rowe, Eric					UFA			Signed 3-year contract extension in 2019
	ST	Ferguson, Blake					UFA		
Haack, Matt			UFA						Signed 1-year contract as RFA in 2020
Sanders, Jason				UFA					Signed 4-year rookie contract in 2018



**SUPPLEMENTAL STATS**



## 2019 REGULAR SEASON STATISTICS

### REGULAR SEASON RESULTS (5-11)

DATE	OPPONENT	SCORE	W/L	ATTENDANCE
Sept. 8	BALTIMORE	10-59	L	65,012
Sept. 15	NEW ENGLAND	0-43	L	65,513
Sept. 22	at Dallas	6-31	L	90,127
Sept. 29	L.A. CHARGERS	10-30	L	64,278
Oct. 13	WASHINGTON	16-17	L	59,808
Oct. 20	at Buffalo	21-31	L	68,340
Oct. 28	at Pittsburgh	14-27	L	59,244
Nov. 3	N.Y. JETS	26-18	W	59,229
Nov. 10	at Indianapolis	16-12	W	60,510
Nov. 17	BUFFALO	20-37	L	64,187
Nov. 24	at Cleveland	24-41	L	67,431
Dec. 1	PHILADELPHIA	37-31	W	65,545
Dec. 8	at N.Y. Jets	21-22	L	78,523
Dec. 15	at N.Y. Giants	20-36	L	72,894
Dec. 22	CINCINNATI	38-35 (OT)	W	60,968
Dec. 29	at New England	27-24	W	65,878

### TEAM STATISTICS

	DOLPHINS	OPPONENTS
<b>TOTAL FIRST DOWNS</b>	<b>315</b>	<b>361</b>
Rushing	64	113
Passing	210	214
Penalty	41	34
3rd Down: Made/Att	71/207	81/194
3rd Down Pct.	34.3%	41.8%
4th Down: Made/Att	13/28	8/13
4th Down Pct.	46.4%	61.5%
<b>POSSESSION AVG.</b>	<b>28:37</b>	<b>31:23</b>
<b>TOTAL NET YARDS</b>	<b>4960</b>	<b>6364</b>
Avg. Per Game	310.0	397.8
Total Plays	1022	1053
Avg. Per Play	4.9	6.0
<b>NET YARDS RUSHING</b>	<b>1156</b>	<b>2166</b>
Avg. Per Game	72.3	135.4
Total Rushes	349	485
<b>NET YARDS PASSING</b>	<b>3804</b>	<b>4198</b>
Avg. Per Game	237.8	262.4
Sacked/Yards Lost	58/313	23/155
Gross Yards	4117	4353
Attempts/Completions	615/371	545/344
Completion Pct.	60.3%	63.1%
Had Intercepted	18	13
<b>PUNTS/AVERAGE</b>	<b>69/45.0</b>	<b>57/44.7</b>
<b>NET PUNTING AVG.</b>	<b>41.1</b>	<b>41.2</b>
<b>PENALTIES/YARDS</b>	<b>92/769</b>	<b>111/1084</b>
<b>FUMBLES/BALL LOST</b>	<b>25/8</b>	<b>17/3</b>
<b>TOUCHDOWNS</b>	<b>34</b>	<b>57</b>
Rushing	10	15
Passing	22	39
Returns	2	3

### SCORE BY QUARTERS

	Q1	Q2	Q3	Q4	OT	TOTAL
Dolphins	54	115	49	85	3	306
Opponents	91	140	106	157	0	494



## 2019 REGULAR SEASON STATISTICS

RUSHING					
	NO.	YDS.	AVG.	LG	TD
R.Fitzpatrick	54	243	4.5	20	4
M.Walton	53	201	3.8	19	0
K.Drake	47	174	3.7	11	0
PLaird	62	168	2.7	18	1
K.Ballage	74	135	1.8	8	3
M.Gaskin	36	133	3.7	27	1
A.Wilson	5	45	9.0	28	0
S.Perine	5	16	3.2	9	0
J.Rosen	3	13	4.3	6	0
I.Ford	1	11	11.0	11	0
D.Turner	4	6	1.5	5	0
J.Grant	4	5	1.3	7t	1
C.Walford	0	4	0.0	4	0
M.Haack	1	2	2.0	2	0
<b>DOLPHINS</b>	<b>349</b>	<b>1156</b>	<b>3.3</b>	<b>28</b>	<b>10</b>
<b>OPPONENTS</b>	<b>485</b>	<b>2166</b>	<b>4.5</b>	<b>60</b>	<b>15</b>

PASSING													
	ATT	CMP	YDS	CMP%	YDS/ATT	TD	TD%	INT	INT%	LONG	SACK	LOST	RATING
R.Fitzpatrick	502	311	3529	62.0%	7.0	20	4.0%	13	2.6%	51	40/	209	85.5
J.Rosen	109	58	567	53.2%	5.2	1	0.9%	5	4.6%	40	16/	93	52.0
A.Wilson	2	1	20	50.0%	10.0	0	0.0%	0	0.0%	20	1/	10	85.4
M.Haack	2	1	1	50.0%	0.5	1	50.0%	0	0.0%	1t	0/	0	95.8
P.Williams	0	0	0	0.0%	0.0	0	0.0%	0	0.0%	0	1/	1	0.0
<b>DOLPHINS</b>	<b>615</b>	<b>371</b>	<b>4117</b>	<b>60.3%</b>	<b>6.7</b>	<b>22</b>	<b>3.6%</b>	<b>18</b>	<b>2.9%</b>	<b>51</b>	<b>58/</b>	<b>313</b>	<b>80.0</b>
<b>OPPONENTS</b>	<b>545</b>	<b>344</b>	<b>4353</b>	<b>63.1%</b>	<b>8.0</b>	<b>39</b>	<b>7.2%</b>	<b>13</b>	<b>2.4%</b>	<b>83t</b>	<b>23/</b>	<b>155</b>	<b>101.9</b>

RECEIVING					
	NO.	YDS.	AVG.	LG	TD
D.Parker	72	1202	16.7	51	9
M.Gesicki	51	570	11.2	34	5
A.Wilson	43	351	8.2	35	1
P.Williams	32	428	13.4	35	3
A.Hurns	32	416	13.0	27	2
I.Ford	23	244	10.6	28	0
PLaird	23	204	8.9	21	0
K.Drake	22	174	7.9	26	0
J.Grant	19	164	8.6	18	0
M.Walton	15	89	5.9	18	0
K.Ballage	14	63	4.5	13	0
D.Smythe	7	65	9.3	24	0
M.Gaskin	7	51	7.3	20	0
C.Walford	4	57	14.3	19	0
N.O'Leary	4	37	9.3	19	0
C.Wilkins	1	1	1.0	1t	1
J.Sanders	1	1	1.0	1t	1
M.Deiter	1	0	0.0	0	0
<b>DOLPHINS</b>	<b>371</b>	<b>4117</b>	<b>11.1</b>	<b>51</b>	<b>22</b>
<b>OPPONENTS</b>	<b>344</b>	<b>4353</b>	<b>12.7</b>	<b>83t</b>	<b>39</b>

INTERCEPTIONS					
	NO.	YDS.	AVG.	LG	TD
B.McCain	2	53	26.5	32	0
S.Parker	2	35	17.5	35	0
N.Needham	2	23	11.5	23	0
E.Rowe	1	35	35.0	35t	1
J.Baker	1	34	34.0	34	0
V.Biegel	1	7	7.0	7	0
R.Lewis	1	3	3.0	3	0
J.Wiltz	1	0	0.0	0	0
X.Howard	1	0	0.0	0	0
C.Lammons	1	0	0.0	0	0
<b>DOLPHINS</b>	<b>13</b>	<b>190</b>	<b>14.6</b>	<b>35t</b>	<b>1</b>
<b>OPPONENTS</b>	<b>18</b>	<b>169</b>	<b>9.4</b>	<b>69t</b>	<b>2</b>



## 2019 REGULAR SEASON STATISTICS

### PUNTING

	NO.	YDS.	AVG.	NET	TB	IN 20	LG	BLK
M.Haack	69	3105	45.0	41.1	2	23	62	0
<b>DOLPHINS</b>	<b>69</b>	<b>3105</b>	<b>45.0</b>	<b>41.1</b>	<b>2</b>	<b>23</b>	<b>62</b>	<b>0</b>
<b>OPPONENTS</b>	<b>57</b>	<b>2546</b>	<b>44.7</b>	<b>41.2</b>	<b>1</b>	<b>22</b>	<b>59</b>	<b>0</b>

### PUNT RETURNS

	RET.	FC	YDS.	AVG.	LG	TD
P.Williams	10	5	115	11.5	21	0
T.Davis	6	3	33	5.5	10	0
M.Sherels	6	5	23	3.8	10	0
J.Grant	5	0	6	1.2	5	0
<b>DOLPHINS</b>	<b>27</b>	<b>13</b>	<b>177</b>	<b>6.6</b>	<b>21</b>	<b>0</b>
<b>OPPONENTS</b>	<b>29</b>	<b>20</b>	<b>229</b>	<b>7.9</b>	<b>21</b>	<b>0</b>

### KICKOFF RETURNS

	NO.	YDS.	AVG.	LG	TD
J.Grant	23	578	25.1	101	1
T.Davis	4	95	23.8	30	0
D.Smythe	4	45	11.3	14	0
M.Sherels	3	57	19.0	21	0
K.Drake	1	15	15.0	15	0
I.Ford	1	6	6.0	6	0
<b>DOLPHINS</b>	<b>36</b>	<b>796</b>	<b>22.1</b>	<b>101t</b>	<b>1</b>
<b>OPPONENTS</b>	<b>20</b>	<b>540</b>	<b>27.0</b>	<b>78</b>	<b>1</b>

### FIELD GOALS

	1-19	20-29	30-39	40-49	50+
J.Sanders	0/ 0	7/ 7	8/ 9	5/ 9	3/ 5
<b>DOLPHINS</b>	<b>0/ 0</b>	<b>7/ 7</b>	<b>8/ 9</b>	<b>5/ 9</b>	<b>3/ 5</b>
<b>OPPONENTS</b>	<b>0/ 0</b>	<b>9/ 9</b>	<b>6/ 6</b>	<b>12/ 16</b>	<b>4/ 7</b>

### SCORING

	TOTAL	TDR	TDP	TDRt	PAT	FG	2-PT	PTS
J.Sanders	1	0	1	0	29/30	23/30	0	104
D.Parker	9	0	9	0	0/0	0/0	0	54
M.Gesicki	5	0	5	0	0/0	0/0	0	30
R.Fitzpatrick	4	4	0	0	0/0	0/0	0	24
K.Ballage	3	3	0	0	0/0	0/0	0	18
P.Williams	3	0	3	0	0/0	0/0	0	18
A.Hurns	2	0	2	0	0/0	0/0	0	12
J.Grant	2	1	0	1	0/0	0/0	0	12
P.Laird	1	1	0	0	0/0	0/0	1	8
C.Wilkins	1	0	1	0	0/0	0/0	0	6
M.Gaskin	1	1	0	0	0/0	0/0	0	6
A.Wilson	1	0	1	0	0/0	0/0	0	6
E.Rowe	1	0	0	1	0/0	0/0	0	6
TEAM	0	0	0	0	0/0	0/0	0	2
<b>DOLPHINS</b>	<b>34</b>	<b>10</b>	<b>22</b>	<b>2</b>	<b>29/30</b>	<b>23/30</b>	<b>1</b>	<b>306</b>
<b>OPPONENTS</b>	<b>57</b>	<b>15</b>	<b>39</b>	<b>3</b>	<b>47/52</b>	<b>31/38</b>	<b>4</b>	<b>494</b>

### TWO-POINT CONVERSIONS

Laird 1.

**DOLPHINS 1/4, OPPONENTS: 4/5**

### SACKS

T. Charlton 5.0, S. Eguavoen 3.5, V. Biegel 2.5, C. Wilkins 2.0, D. Godchaux 2.0, J. Baker 1.5, T. Harris 1.5, Z. Sieler 1.0, A. Van Ginkel 1.0, J. Jenkins 1.0, N. Needham 1.0, C. Harris 0.5, J. Ledbetter 0.5

**DOLPHINS 23.0, OPPONENTS: 58.0**





## 2019 REGULAR SEASON STATISTICS

DEFENSE											
PLAYER	SOLO	ASST	TOT	SACKS	YDS	TFL	QBH	INT	PD	FF	FR
J.Baker	74	50	124	1.5	13.0	3	5	1	4	2	0
E.Rowe	54	27	81	0.0	0.0	1	0	1	8	1	0
D.Godchaux	33	42	75	2.0	9.5	4	7	0	1	0	0
R.McMillan	35	37	72	0.0	0.0	3	2	0	1	0	0
V.Biegel	26	31	57	2.5	18.0	7	13	1	1	0	0
C.Wilkins	30	26	56	2.0	14.0	3	4	0	2	0	0
N.Needham	41	13	54	1.0	7.0	1	3	2	11	1	0
J.Wiltz	35	18	53	0.0	0.0	2	0	1	6	0	0
S.Eguavoen	21	19	40	3.5	22.5	7	9	0	1	0	1
J.Jenkins	20	14	34	1.0	7.0	2	1	0	1	0	0
R.Jones	17	10	27	0.0	0.0	1	0	0	1	0	0
B.McCain	19	6	25	0.0	0.0	0	0	2	3	0	0
A.Moss	11	14	25	0.0	0.0	0	0	0	0	1	0
R.Lewis	19	5	24	0.0	0.0	1	0	1	5	0	0
C.Harris	11	12	23	0.5	3.5	3	6	0	0	0	0
T.Harris	16	6	22	1.5	10.0	1	2	0	0	1	0
T.Charlton	14	7	21	5.0	34.0	3	5	0	0	2	0
A.Colbert	14	6	20	0.0	0.0	0	0	0	2	0	0
K.Webster	17	2	19	0.0	0.0	0	0	0	1	0	0
S.Parker	14	5	19	0.0	0.0	0	0	2	3	0	0
X.Howard	12	5	17	0.0	0.0	0	0	1	4	0	0
W.Aikens	8	5	13	0.0	0.0	1	0	0	1	0	0
C.Lammons	7	5	12	0.0	0.0	0	0	1	3	0	0
N.Brooks	10	1	11	0.0	0.0	0	0	0	2	0	0
A.Van Ginkel	9	2	11	1.0	8.0	4	4	0	0	0	1
M.Fitzpatrick	7	4	11	0.0	0.0	0	0	0	0	1	1
Z.Sieler	3	5	8	1.0	8.0	1	2	0	2	0	0
M.Hartage	5	2	7	0.0	0.0	0	0	0	1	0	0
C.Munson	5	2	7	0.0	0.0	0	0	0	0	0	0
T.Hayes	4	3	7	0.0	0.0	0	0	0	2	0	0
K.Crawley	6	0	6	0.0	0.0	0	0	0	0	0	0
J.Bademosi	3	1	4	0.0	0.0	0	0	0	0	0	0
J.Ledbetter	1	3	4	0.5	0.5	0	1	0	0	0	0
L.Stephens	3	0	3	0.0	0.0	0	0	0	0	0	0
T.Carradine	1	2	3	0.0	0.0	0	0	0	0	0	0
G.Willis	0	2	2	0.0	0.0	0	0	0	0	0	0
J.Grant	1	0	1	0.0	0.0	0	0	0	0	0	0
J.Crawford	0	1	1	0.0	0.0	0	0	0	0	0	0

**NOTE:** Special teams and miscellaneous tackles not included above.

**DEFENSIVE TOUCHDOWNS:** E.Rowe 35-yard interception return at New England (12/29) .

**MISCELLANEOUS TACKLES:** M.Deiter 3, P.Williams 2, M.Gesicki 2, D.Parker 2, A.Hurns 2, J.Grant 1, D.Isidora 1, I.Ford 1, D.Smythe 1, J.Davenport 1, Je.Davis 1.

**MISCELLANEOUS FUMBLE RECOVERIES:** R.Fitzpatrick 5, E.Boehm 2, S.Calhoun 1, K.Drake 1, P.Laird 1, N.O'Leary 1, C.Wilkins 1.

### SACKS:

T.Charlton (5.0) – 1.0 at Dallas (9/22), 1.0 vs. L.A. Chargers (9/29), 1.0 at Buffalo (10/20), 1.0 at Pittsburgh (10/28), 1.0 vs. Philadelphia (12/1)  
S.Eguavoen (3.5) – 0.5 vs. Baltimore (9/8), 1.0 at Pittsburgh (10/28), 1.0 vs. Philadelphia (12/1), 1.0 at N.Y. Giants (12/15)  
V.Biegel (2.5) – 1.0 vs. New England (9/15), 1.0 at Buffalo (10/20), 0.5 vs. Cincinnati (12/22)  
D.Godchaux (2.0) – 1.0 vs. N.Y. Jets (11/3), 0.5 at Cleveland (11/24), 0.5 vs. Cincinnati (12/22)  
C.Wilkins (2.0) – 1.0 vs. N.Y. Jets (11/3), 1.0 vs. Cincinnati (12/22)  
J.Baker (1.5) – 1.0 at Indianapolis (11/10), 0.5 vs. Cincinnati (12/22)  
T.Harris (1.5) – 0.5 vs. Cincinnati (12/22), 1.0 at New England (12/29)  
J.Jenkins (1.0) – 1.0 vs. New England (9/15)  
Z.Sieler (1.0) – 1.0 vs. Cincinnati (12/22)  
N.Needham (1.0) – 1.0 vs. N.Y. Jets (11/3)  
A.Van Ginkel (1.0) – 1.0 at N.Y. Jets (12/8)  
C.Harris (0.5) – 0.5 at Cleveland (11/24)  
J.Ledbetter (0.5) – 0.5 vs. Baltimore (9/8)



## 2019 REGULAR SEASON STATISTICS

### INTERCEPTIONS:

B.McCain (2) – 1 at Dallas (9/22), 1 at Indianapolis (11/10)  
 S.Parker (2) – 1 at Indianapolis (11/10), 1 at N.Y. Jets (12/8)  
 N.Needham (2) – 1 at Indianapolis (11/10), 1 at N.Y. Giants (12/15)  
 X.Howard (1) – 1 at Pittsburgh (10/28)  
 J.Wiltz (1) – 1 vs. N.Y. Jets (11/3)  
 V.Biegel (1) – 1 at N.Y. Giants (12/15)  
 J.Baker (1) – 1 at N.Y. Giants (12/15)  
 R.Lewis (1) – 1 vs. Cleveland (11/24)  
 C.Lammons (1) – 1 vs. Philadelphia (12/1)  
 E.Rowe (1) – 1 at New England (12/29)

### SPECIAL TEAMS

	SOLO	ASST	TOTAL	FF	FR	BFG	BPAT	BPNT
W.Aikens	7	1	8	0	0	0	0	0
D.Smythe	6	1	7	0	0	0	0	0
P.Laird	5	1	6	0	0	0	0	0
J.Wiltz	4	1	5	0	0	0	0	0
D.Lacey	3	1	4	0	0	0	0	0
A.Van Ginkel	2	2	4	0	0	0	0	0
D.Turner	2	1	3	0	0	0	0	0
J.Baker	2	0	2	0	0	0	0	0
A.Colbert	2	0	2	0	0	0	0	0
V.Biegel	1	1	2	0	0	0	0	0
S.Eguavoen	1	1	2	0	0	0	0	0
S.Parker	1	0	1	0	0	0	0	0
C.Lammons	1	0	1	0	0	0	0	0
M.Fitzpatrick	1	0	1	0	0	0	0	0
M.Hartage	1	0	1	0	0	0	0	0
J.Bademosi	1	0	1	0	0	0	0	0
J.Grant	1	0	1	0	0	0	0	0
J.Sanders	1	0	1	0	0	0	0	0
K.Ballage	0	1	1	0	0	0	0	0
M.Hollins	0	1	1	0	0	0	0	0
M.Haack	0	1	1	0	0	0	0	0
T.Hayes	0	0	0	0	1	0	0	0
M.Sherels	0	0	0	0	1	0	0	0

### STATISTICAL BESTS

#### DOLPHINS – INDIVIDUAL

#### RUSHING

<b>Attempts</b>	20	Kalen Ballage at Indianapolis, 11/10
<b>Yards</b>	66	Mark Walton at Buffalo, 10/20
<b>Touchdowns</b>	1	Kalen Ballage vs. Washington, 10/13 Kalen Ballage at Buffalo, 10/20 Ryan Fitzpatrick at Buffalo, 10/20 Ryan Fitzpatrick at Indianapolis, 11/10 Kalen Ballage vs. Buffalo, 11/17 Jakeem Grant vs. Buffalo, 11/17 Ryan Fitzpatrick at Cleveland, 11/24 Patrick Laird vs. Philadelphia, 12/1 Myles Gaskin vs. Cincinnati, 12/22 Ryan Fitzpatrick at New England, 12/29
<b>Yards by Quarterback</b>	65	Ryan Fitzpatrick at N.Y. Jets, 12/8
<b>Longest Run from Scrimmage</b>	28	Albert Wilson vs. Philadelphia, 12/1
<b>Longest Run from Scrimmage for TD</b>	11	Ryan Fitzpatrick at Buffalo, 10/20 Ryan Fitzpatrick at Indianapolis, 11/10

#### PASSING

<b>Attempts</b>	52	Ryan Fitzpatrick vs. Cincinnati, 12/22
<b>Completions</b>	32	Ryan Fitzpatrick vs. Buffalo, 11/17
<b>Yards</b>	419	Ryan Fitzpatrick vs. Cincinnati, 12/22
<b>Touchdowns</b>	4	Ryan Fitzpatrick vs. Cincinnati, 12/22
<b>Completion Percentage (min. 20 att.)</b>	71.1	Ryan Fitzpatrick vs. Buffalo, 11/17
<b>Interceptions</b>	3	Ryan Fitzpatrick vs. New England, 9/15
<b>Longest Completion</b>	51	Ryan Fitzpatrick vs. Cincinnati, 12/22



## 2019 REGULAR SEASON STATISTICS

Longest Completion for TD	43	Ryan Fitzpatrick vs. Philadelphia, 12/1
Passer Rating (min. 20 att.)	118.8	Ryan Fitzpatrick vs. N.Y. Jets, 11/3

### RECEIVING

Receptions	8	DeVante Parker at New England, 12/29
Yards	159	DeVante Parker vs. Philadelphia, 12/1
Touchdowns	2	Preston Williams vs. N.Y. Jets, 11/3 DeVante Parker vs. Philadelphia, 12/1 DeVante Parker at N.Y. Giants, 12/15 Mike Gesicki vs. Cincinnati, 12/22
Longest Reception	51	DeVante Parker vs. Cincinnati, 12/22
Longest Reception by Running Back	26	Kenyan Drake at Buffalo, 10/20
Yards by Running Back	51	Patrick Laird vs. Buffalo, 11/17

TOTAL YARDS FROM SCRIMMAGE	159	DeVante Parker vs. Philadelphia, 12/1
----------------------------	-----	---------------------------------------

### TACKLES

Total	12	Jerome Baker at N.Y. Giants, 12/15 Jerome Baker at Cincinnati, 12/22
Solo	9	Eric Rowe vs. Baltimore, 9/8

### INTERCEPTIONS

Total	1	Bobby McCain at Dallas, 9/22 Xavier Howard at Pittsburgh, 10/28 Jamal Perry vs. N.Y. Jets, 11/3 Bobby McCain at Indianapolis, 11/10 Steven Parker at Indianapolis, 11/10 Nik Needham at Indianapolis, 11/10 Ryan Lewis at Cleveland, 11/24 Chris Lammons vs. Philadelphia, 12/1 Steven Parker at N.Y. Jets, 12/8 Vince Biegel at N.Y. Giants, 12/15 Nik Needham at N.Y. Giants, 12/15 Jerome Baker at N.Y. Giants, 12/15 Eric Rowe at New England, 12/29
Longest Return	35t	Steven Parker at N.Y. Jets, 12/8 Eric Rowe at New England, 12/29
Longest Return for TD	35	Eric Rowe at New England, 12/29

### FUMBLES

Total Forced	1	Minkah Fitzpatrick vs. New England, 9/15 Taco Charlton at Pittsburgh, 10/28 Jerome Baker at Indianapolis, 11/10 Nik Needham vs. Buffalo, 11/17 Avery Moss vs. Buffalo, 11/17 Taco Charlton vs. Philadelphia, 12/1 Eric Rowe at N.Y. Jets, 12/8 Trent Harris vs. Cincinnati, 12/22 Jerome Baker at New England, 12/29
Total Recovered	1	Minkah Fitzpatrick vs. New England, 9/15 Andrew Van Ginkel vs. Cincinnati, 12/22 Sam Eguavoen at New England, 12/29



## 2019 REGULAR SEASON STATISTICS

### SACKS

<b>Total</b>	1	Vince Biegel vs. New England, 9/15 John Jenkins vs. New England, 9/15 Taco Charlton at Dallas, 9/22 Taco Charlton vs. L.A. Chargers, 9/29 Vince Biegel at Buffalo, 10/20 Taco Charlton at Buffalo, 10/20 Taco Charlton at Pittsburgh, 10/28 Sam Eguavoen at Pittsburgh, 10/28 Christian Wilkins vs. N.Y. Jets, 11/3 Nik Needham vs. N.Y. Jets, 11/3 Davon Godchaux vs. N.Y. Jets, 11/3 Jerome Baker at Indianapolis, 11/10 Sam Eguavoen vs. Philadelphia, 12/1 Taco Charlton vs. Philadelphia, 12/1 Andrew Van Ginkel at N.Y. Jets, 12/8 Sam Eguavoen at N.Y. Giants, 12/15 Christian Wilkins vs. Cincinnati, 12/22 Zach Sieler vs. Cincinnati, 12/22 Trent Harris at New England, 12/29
<b>Yards Lost</b>	13	Taco Charlton at Pittsburgh, 10/28 Jerome Baker at Indianapolis, 11/10

### SPECIAL TEAMS

<b>Field Goals Made</b>	7	Jason Sanders at N.Y. Jets, 12/8
<b>Field Goal Attempts</b>	8	Jason Sanders at N.Y. Jets, 12/8
<b>Longest Field Goal Made</b>	54	Jason Sanders vs. Baltimore, 9/8
<b>Longest Field Goal Attempt</b>	54	Jason Sanders vs. Baltimore, 9/8
<b>Punts</b>	7	Matt Haack vs. New England, 9/15 Matt Haack vs. Washington, 10/13
<b>Longest Punt, yards</b>	62	Matt Haack at Dallas, 9/22
<b>Highest Gross Punting Average (min. 4 punts)</b>	53.7	Matt Haack vs. Baltimore, 9/8
<b>Highest Net Punting Average (min. 4 punts)</b>	48.8	Matt Haack vs. Baltimore, 9/8
<b>Most Punt Returns</b>	4	Preston Williams vs. Washington, 10/13 Trevor Davis vs. Cincinnati, 12/22
<b>Most Punt Return Yards</b>	42	Preston Williams vs. Washington, 10/13
<b>Highest Punt Return Average (min. 3 returns)</b>	11.7	Preston Williams at Pittsburgh, 10/28
<b>Longest Punt Return</b>	21	Preston Williams vs. Washington, 10/13
<b>Most Kickoff Returns</b>	5	Jakeem Grant vs. L.A. Chargers, 9/29 Jakeem Grant vs. Buffalo, 11/17
<b>Most Kickoff Return Yards</b>	198	Jakeem Grant vs. Buffalo, 11/17
<b>Highest Kickoff Return Average (min. 3 returns)</b>	39.6	Jakeem Grant vs. Buffalo, 11/17
<b>Longest Kickoff Return</b>	101t	Jakeem Grant vs. Buffalo, 11/17

### OPPONENTS – INDIVIDUAL

#### RUSHING

<b>Attempts</b>	24	Saquon Barkley at N.Y. Giants, 12/15
<b>Yards</b>	145	James Conner at Pittsburgh, 10/28
<b>Touchdowns</b>	2	Mark Ingram II vs. Baltimore, 9/8 Saquon Barkley at N.Y. Giants, 12/15
<b>Yards by Quarterback</b>	56	Josh Allen vs. Buffalo, 11/17
<b>Longest Run from Scrimmage</b>	60	Anthony Levine vs. Baltimore, 9/8
<b>Longest Run from Scrimmage for TD</b>	16	Tony Pollard at Dallas, 9/22

#### PASSING

<b>Attempts</b>	56	Andy Dalton vs. Cincinnati, 12/22
<b>Completions</b>	33	Andy Dalton vs. Cincinnati, 12/22
<b>Yards</b>	396	Andy Dalton vs. Cincinnati, 12/22
<b>Touchdowns</b>	5	Lamar Jackson vs. Baltimore, 9/8
<b>Completion Percentage (min. 20 att.)</b>	85.0	Lamar Jackson vs. Baltimore, 9/8
<b>Interceptions</b>	3	Brian Hoyer at Indianapolis, 11/10 Eli Manning at N.Y. Giants, 12/15
<b>Longest Completion</b>	83t	Lamar Jackson vs. Baltimore, 9/8
<b>Longest Completion for TD</b>	83t	Lamar Jackson vs. Baltimore, 9/8
<b>Passer Rating (min. 20 att.)</b>	158.3	Lamar Jackson vs. Baltimore, 9/8



## 2019 REGULAR SEASON STATISTICS

### RECEIVING

Receptions	10	Jarvis Landry at Cleveland, 11/24
Yards	148	Jarvis Landry at Cleveland, 11/24
Touchdowns	2	Marquise Brown vs. Baltimore, 9/8 Amari Cooper at Dallas, 9/22 Terry McLaurin vs. Washington, 10/13 John Brown vs. Buffalo, 11/17 Jarvis Landry at Cleveland, 11/24 Tyler Boyd vs. Cincinnati, 12/22
Longest Reception	83t	Marquise Brown vs. Baltimore, 9/8
Longest Reception by Running Back	32	Rex Burkhead vs. New England, 9/15 Nick Chubb at Cleveland, 11/24
Yards by Running Back	62	Austin Ekeler vs. L.A. Chargers, 9/29

### TOTAL YARDS FROM SCRIMMAGE

164 Nick Chubb at Cleveland, 11/24

### TACKLES

Total	13	Darius Leonard at Indianapolis, 11/10 Shawn Williams vs. Cincinnati, 12/22
Solo	11	Darius Leonard at Indianapolis, 11/10

### INTERCEPTIONS

Total	2	Jamie Collins Sr. vs. New England, 9/15 Minkah Fitzpatrick at Pittsburgh, 10/28 Joe Schobert at Cleveland, 11/24
Longest Return	69t	Jamie Collins Sr. vs. New England, 9/15
Longest Return for TD	69	Jamie Collins Sr. vs. New England, 9/15

### FUMBLES

Total Forced	2	T.J. Watt at Pittsburgh, 10/28
Total Recovered	1	Justin Bethel vs. Baltimore, 9/8 Demarcus Lawrence at Dallas, 9/22 Jerry Hughes at Buffalo, 10/20 Steven Nelson at Pittsburgh, 10/28 T.J. Watt at Pittsburgh, 10/28 Kenny Moore II at Indianapolis, 11/10 Jordan Poyer vs. Buffalo, 11/17 Sean Chandler at N.Y. Giants, 12/15

### SACKS

Total	2.5	Desmond King II vs. L.A. Chargers, 9/29
Yards Lost	16	T.J. Watt at Pittsburgh, 10/28

### SPECIAL TEAMS

Field Goals Made	3	Ty Long vs. L.A. Chargers, 9/29 Stephen Hauschka at Buffalo, 10/20 Sam Ficken vs. N.Y. Jets, 11/3 Stephen Hauschka vs. Buffalo, 11/17 Jake Elliott vs. Philadelphia, 12/1 Sam Ficken at N.Y. Jets, 12/8
Field Goal Attempts	4	Sam Ficken vs. N.Y. Jets, 11/3 Jake Elliott vs. Philadelphia, 12/1
Longest Field Goal Made	57	Randy Bullock vs. Cincinnati, 12/22
Longest Field Goal Attempt	57	Randy Bullock vs. Cincinnati, 12/22
Punts	8	Kevin Huber vs. Cincinnati, 12/22
Longest Punt, yards	59	Kevin Huber vs. Cincinnati, 12/22
Highest Gross Punting Average (min. 4 punts)	48.5	Kevin Huber vs. Cincinnati, 12/22
Highest Net Punting Average (min. 4 punts)	45.3	Kevin Huber vs. Cincinnati, 12/22
Most Punt Returns	3	Gunner Olszewski vs. New England, 9/15 Andre Roberts at Buffalo, 10/20 Chester Rogers at Indianapolis, 11/10 Andre Roberts vs. Buffalo, 11/17 Alex Erickson vs. Cincinnati, 12/22
Most Punt Return Yards	43	Alex Erickson vs. Cincinnati, 12/22
Highest Punt Return Average (min. 3 returns)	14.3	Alex Erickson vs. Cincinnati, 12/22





## 2019 REGULAR SEASON STATISTICS

<b>Longest Punt Return</b>	21	Chester Rogers at Indianapolis, 11/10
<b>Most Kickoff Returns</b>	4	Ty Montgomery at N.Y. Jets, 12/8
<b>Most Kickoff Return Yards</b>	90	Ty Montgomery at N.Y. Jets, 12/8
<b>Highest Kickoff Return Average (min. 3 returns)</b>	22.5	Ty Montgomery at N.Y. Jets, 12/8
<b>Longest Kickoff Return</b>	78	Vyncint Smith vs. N.Y. Jets, 11/3

### IN 2019 MIAMI WAS...

3-2	when leading after the 1st quarter	2-6	in road games
3-3	when leading after the 2nd quarter	1-1	when playing in domes
3-1	when leading after the 3rd quarter	4-10	when playing outdoors
2-8	when behind after the 1st quarter	2-4	when playing on artificial turf
1-8	when behind after the 2nd quarter	3-7	when playing on grass
1-10	when behind after the 3rd quarter	1-7	after winning the coin toss
3-3	when Miami scores first	4-3	when scoring 21 points or more
2-8	when opponent scores first	2-1	when yielding 20 points or fewer
1-0	when tied at halftime	1-0	in overtime contests
3-5	in home games		

### DRIVE PRODUCTION

	POSS	TD	FGM	FGA	PUNT	INT	FUM	DWNS	TIME	SAF
<b>DOLPHINS</b>	184	33	23	30	69	18	7	15	10	2
<b>OPPONENTS</b>	186	55	31	38	57	13	3	5	14	1

### RED ZONE PRODUCTION

	POSS	TD	FGM	FGA	INT	FUM	DWNS	TIME	RZ PLAYS	RZ RUSH	RZ PASS
<b>DOLPHINS</b>	48	27	14	15	2	1	3	0	138	60	78
<b>OPPONENTS</b>	59	37	17	17	2	0	2	1	165	79	86

### TURNOVERS

GAME	TAKEAWAYS			GIVEAWAYS			DIFF	W/L
	INT	FUM	TOTAL	INT	FUM	TOTAL		
BALTIMORE	0	0	0	2	1	3	-3	L
NEW ENGLAND	0	1	1	4	0	4	-3	L
at Dallas	1	0	1	0	1	1	0	L
L.A. CHARGERS	0	0	0	1	0	1	-1	L
WASHINGTON	0	0	0	2	0	2	-2	L
at Buffalo	0	0	0	1	1	2	-2	L
at Pittsburgh	1	0	1	2	2	4	-3	L
N.Y. JETS	1	0	1	0	0	0	1	W
at Indianapolis	3	0	3	1	1	2	1	W
BUFFALO	0	0	0	0	1	1	-1	L
at Cleveland	1	0	1	2	0	2	-1	L
PHILADELPHIA	1	0	1	1	0	1	0	W
at N.Y. Jets	1	0	1	1	0	1	0	L
at N.Y. Giants	3	0	3	0	1	1	2	L
CINCINNATI	0	1	1	1	0	1	0	W
at New England	1	1	2	0	0	0	2	W
<b>TOTAL</b>	13	3	16	18	8	26	-10	5-11

### BLOCKS

	FGs	PATs	PUNTS	TOTAL
<b>BY DOLPHINS</b>	0	0	0	0
<b>BY OPPONENTS</b>	0	0	0	0

### DOLPHINS BIG PLAYS

PASSING (25+ yards)		RUSHING (15+ yards)	
51	R. Fitzpatrick to D. Parker vs. Cin., 12/22	28	A. Wilson vs. Phi., 12/1
50	R. Fitzpatrick to D. Parker vs. Buf., 11/17	27	M. Gaskin at NYG, 12/15
49	R. Fitzpatrick to D. Parker vs. Bal., 9/8	20	R. Fitzpatrick at NYJ, 12/8
45	R. Fitzpatrick to D. Parker vs. Buf., 11/17	19	M. Walton at Buf., 10/20
43t	R. Fitzpatrick to D. Parker vs. Phi., 12/1	18	R. Fitzpatrick lateral to C. Walford at NYJ, 12/8



## 2019 REGULAR SEASON STATISTICS

42	R. Fitzpatrick to D. Parker vs. Phi., 12/1	18	P. Laird at NYG, 12/15
40	J. Rosen to D. Parker at Dal., 9/22	17	R. Fitzpatrick at Cle., 11/24
35	R. Fitzpatrick to P. Williams at Buf., 10/20	16	P. Laird at NYJ, 12/8
35	R. Fitzpatrick to A. Wilson vs. Cin., 12/22	16	P. Laird at NYG, 12/15
34t	J. Rosen to D. Parker vs. LAC, 9/29	15	R. Fitzpatrick vs. Cin., 12/22
34	R. Fitzpatrick to M. Gesicki vs. NYJ, 11/3	15	M. Gaskin vs. Cin., 12/22
34	R. Fitzpatrick to D. Parker vs. Phi., 12/1		
31t	R. Fitzpatrick to M. Gesicki vs. Cin., 12/22		
30	R. Fitzpatrick to M. Gesicki vs. Was., 10/13		
29t	R. Fitzpatrick to D. Parker at NYG, 12/15		
28	R. Fitzpatrick to I. Ford vs. Cin., 12/22		
28	R. Fitzpatrick to D. Parker at NE, 12/29		
27	R. Fitzpatrick to A. Hurns at Buf., 10/20		
27	R. Fitzpatrick to A. Hurns vs. Cin., 12/22		
26	R. Fitzpatrick to M. Gesicki vs. Bal, 9/8		
26	R. Fitzpatrick to K. Drake at Buf., 10/20		
26	R. Fitzpatrick to P. Williams vs. NYJ, 11/3		
25	R. Fitzpatrick to P. Williams at Dal., 9/22		
25	J. Rosen to P. Williams vs. LAC, 9/29		
25	R. Fitzpatrick to I. Ford at NYJ, 12/8		

### OPPONENTS BIG PLAYS

PASSING (25+ yards)		RUSHING (15+ yards)	
83t	L. Jackson to M. Brown vs. Bal., 9/8	60	A. Levine vs. Bal., 9/8
51t	E. Manning to G. Tate at NYG, 12/15	49	M. Ingram vs. Bal., 9/8
50	T. Brady to P. Dorsett II at NE, 12/29	36	J. Allen vs. Buf., 11/17
47t	L. Jackson to M. Brown vs. Bal., 9/8	28	T. Pollard at Dal., 9/22
45t	M. Rudolph to D. Johnson at Pit., 10/28	25	A. Peterson vs. Was., 10/13
40t	J. Allen to J. Brown vs. Buf., 11/17	25	J. Conner at Pit., 10/28
39	L. Jackson to M. Andrews vs. Bal., 9/8	22	D. Singletary vs. Buf., 11/17
39	S. Darnold to R. Anderson at NYJ, 12/8	21	D. Singletary vs. Buf., 11/17
38t	T. Brady to E. Roberts at NE, 12/29	20	M. Mack at Ind., 11/10
37	D. Prescott to A. Cooper at Dal., 9/22	19	J. Allen at NYG, 12/15
37	B. Mayfield to J. Landry at Cle., 11/24	18	E. Elliott at Dal., 9/22
37	S. Darnold to V. Smith at NYJ, 12/8	18	A. Peterson vs. Was., 10/13
35t	B. Mayfield to O. Beckham at Cle, 11/24	17	J. Conner at Pit., 10/28
34	M. Rudolph to J. Smith-Schuster at Pit., 10/28	17	N. Chubb at Cle., 11/24
34	A. Dalton to J. Ross III vs. Cin., 12/22	16t	T. Pollard at Dal., 9/22
34t	A. Dalton to T. Boyd vs. Cin., 12/22	15	J. Allen at Buf., 10/20
33t	L. Jackson to W. Snead vs. Bal., 9/8	15	F. Gore at Buf., 10/20
33	D. Prescott to J. Witten at Dal., 9/22		
33	D. Prescott to D. Smith at Dal., 9/22		
33t	C. Keenum to T. McLaurin vs. Was., 10/13		
32	T. Brady to R. Burkhead vs. NE, 9/15		
32	C. Keenum to T. McLaurin vs. Was., 10/13		
32	B. Mayfield to N. Chubb at Cle., 11/24		
29	A. Dalton to T. Boyd vs. Cin., 12/22		
27	J. Allen to P. DiMarco at Buf., 10/20		
27	C. Wentz to A. Jeffery vs. Phi., 12/1		
27	E. Manning to K. Smith at NYG, 12/15		
26t	M. Rudolph to J. Smith-Schuster at Pit., 10/28		
26t	S. Darnold to R. Anderson at NYJ, 12/8		
26	E. Manning to D. Slayton at NYG, 12/15		
25	P. Rivers to D. Inman vs. LAC, 9/29		
25t	C. Keenum to T. McLaurin vs. Was., 10/13		
25t	A. Dalton to T. Eifert vs. Cin., 12/22		

### DOLPHINS BIG GAMES

100-YARD RUSHERS		100-YARD RECEIVERS		300-YARD PASSERS	
	159	D. Parker vs. Phi., 12/1	419	R. Fitzpatrick vs. Cin., 12/22	
	137	D. Parker at NE, 12/29	365	R. Fitzpatrick vs. Phi., 12/1	
	135	D. Parker vs. Buf., 11/17	323	R. Fitzpatrick vs. Buf., 11/17	
	111	D. Parker vs. Cin., 12/22	320	R. Fitzpatrick at NE, 12/29	



## 2019 REGULAR SEASON STATISTICS

### OPPONENTS BIG GAMES

100-YARD RUSHERS			100-YARD RECEIVERS			300-YARD PASSERS		
145	J. Conner at Pit., 10/28		148	J. Landry at Cle., 11/24		396	A. Dalton vs. Cin., 12/22	
125	E. Elliott at Dal., 9/22		147	M. Brown vs. Bal., 9/8		327	B. Mayfield at Cle., 11/24	
118	A. Peterson vs. Was., 10/13		137	J. Brown vs. Buf., 11/17		324	L. Jackson vs. Bal., 9/8	
112	S. Barkley at NYG, 12/15		137	A. Jeffery vs. Phi., 12/1		310	P. Rivers vs. LAC, 9/29	
107	M. Ingram vs. Bal., 9/8		128	T. Boyd vs. Cin., 12/22		310	C. Wentz vs. Phi., 12/1	
106	N. Chubb at Cle., 11/24		117	R. Anderson at NYJ, 12/8				
103	T. Pollard at Dal., 9/22		111	S. Shepard at NYG, 12/15				
			108	M. Andrews vs. Bal. 9/8				
			103	J. Smith-Schuster at Pit., 10/28				
			100	T. McLaurin vs. Was., 10/13				

### GAME-BY-GAME STARTERS (OFFENSE)

GAME	WR	LT	LG	C	RG	RT	TE	WR	QB	RB	WR
BAL	D. Parker	Je. Davis	Deiter	Kilgore	Isidora	Davenport	Smythe	Williams	R. Fitzpatrick	Ballage	Cox (FB)
NE	D. Parker	Je. Davis	Deiter	Kilgore	Isidora	Webb	Smythe	Williams	R. Fitzpatrick	Ballage	O'Leary (TE)
at Dal.	D. Parker	Je. Davis	Deiter	Kilgore	Isidora	Webb	Smythe	Williams	Rosen	Drake	Hurns
LAC	D. Parker	Webb	Deiter	Kilgore	Boehm	Prince	Gesicki	Williams	Rosen	Drake	Grant
WAS	Prince (OL)	Webb	Deiter	Kilgore	Boehm	Je. Davis	Smythe	Williams	Rosen	Walton	O'Leary (TE)
at Buf.	D. Parker	Webb	Deiter	Boehm	Calhoun	Je. Davis	Smythe	Williams	R. Fitzpatrick	Walton	Wilson
at Pit.	D. Parker	Webb	Deiter	Boehm	Calhoun	Je. Davis	Smythe	Williams	R. Fitzpatrick	Walton	Cox (FB)
NYJ	Reed (OL)	Webb	Deiter	Boehm	Sutherland	Je. Davis	Smythe	Walford (TE)	R. Fitzpatrick	Walton	Hurns
at Ind.	D. Parker	Webb	Deiter	Kilgore	Boehm	Je. Davis	Gesicki	Walford (TE)	R. Fitzpatrick	Ballage	Hurns
BUF	D. Parker	Davenport	Deiter	Kilgore	Boehm	Je. Davis	Smythe	Grant	R. Fitzpatrick	Ballage	Cox (FB)
at Cle.	D. Parker	Davenport	Deiter	Kilgore	Calhoun	Je. Davis	Smythe	Wilson	R. Fitzpatrick	Ballage	Hurns
PHI	D. Parker	Davenport	Deiter	Kilgore	Calhoun	Je. Davis	Smythe	Gesicki (TE)	R. Fitzpatrick	Ballage	Hurns
at NYJ	D. Parker	Davenport	Sutherland	Kilgore	Boehm	Je. Davis	Smythe	Gesicki (TE)	R. Fitzpatrick	Laird	Hurns
at NYG	D. Parker	Davenport	Deiter	Kilgore	Calhoun	Je. Davis	Smythe	Walford (TE)	R. Fitzpatrick	Laird	Wilson
CIN	D. Parker	Davenport	Deiter	Kilgore	Calhoun	Je. Davis	Smythe	Gesicki (TE)	R. Fitzpatrick	Laird	Hurns
at NE	D. Parker	Davenport	Deiter	Kilgore	Calhoun	Je. Davis	Smythe	Wilson	R. Fitzpatrick	Laird	Pankey (OL)

### GAME-BY-GAME STARTERS (DEFENSE)

GAME	DE/LB	DT	DE/DT	LB/DE	LB	LB/DB	LB/DB	CB	CB	S/CB	S
BAL	Ledbetter	Godchaux	Wilkins	C. Harris	Eguavoen	Baker	M. Fitzpatrick	Howard	Rowe	Jones	McCain
NE	Moss	Godchaux	Wilkins	C. Harris	Eguavoen	Baker	McMillan	Howard	Rowe	M. Fitzpatrick	McCain
at Dal.	Moss	Godchaux	Wilkins	C. Harris	Eguavoen	Baker	McMillan	Howard	Rowe	S. Parker	McCain
LAC	Moss	Godchaux	Wilkins	Charlton	Eguavoen	Baker	McMillan	Howard	Rowe	Jones	S. Parker
WAS	Moss	Godchaux	Wilkins	Charlton	Biegel	McMillan	Needham	Webster	Rowe	Jones	McCain
at Buf.	C. Harris	Godchaux	Wilkins	Charlton	T. Harris	Baker	McMillan	Webster	Lewis	Rowe	McCain
at Pit.	Jenkins	Godchaux	Wilkins	Biegel	Eguavoen	Baker	McMillan	Howard	Webster	Needham	Wiltz
NYJ	Jenkins	Godchaux	Charlton	McMillan	Baker	Biegel	Wiltz	Needham	Lewis	Rowe	McCain
at Ind.	Charlton	Godchaux	Wilkins	Biegel	McMillan	Baker	Lewis	Needham	Rowe	S. Parker	McCain
BUF	Moss	Godchaux	Wilkins	Biegel	Baker	Wiltz	Crawley	Needham	Rowe	Jones	McCain
at Cle.	Moss	Godchaux	Wilkins	Jenkins	Biegel	Baker	McMillan	Needham	Crawley	Rowe	S. Parker
PHI	Moss	Godchaux	Wilkins	Eguavoen	Biegel	Baker	McMillan	Needham	Webster	Rowe	Colbert
at NYJ	C. Harris	Godchaux	Wilkins	McMillan	Biegel	Baker	Wiltz	Needham	Webster	Rowe	Colbert
at NYG	Moss	Godchaux	Wilkins	McMillan	Biegel	Baker	Brooks (DB)	Needham	Wiltz	Rowe	Colbert
CIN	Jenkins	Godchaux	Sieeler	T. Harris	Biegel	Baker	Munson	Needham	Wiltz	Rowe	Colbert
at NE	Jenkins	Godchaux	Wilkins	T. Harris	Van Ginkel	Baker	Munson	Needham	Brooks	Rowe	Colbert

### GAME-BY-GAME INACTIVES

BAL	Webster	Gaskin	Laird	Calhoun	Reed	Prince	T. Harris
NE	Wilson	Jones	Gaskin	Reed	Prince	Witzmann	T. Harris
at Dal.	Wilson	Jones	Middleton	Gaskin	Reed	Prince	Carradine
LAC	Wilson	Hurns	McCain	Wiltz	Gaskin	Sutherland	Je. Davis
WAS	Grant	Bademosi	Howard	Gaskin	Cox	Reed	Sutherland
at Buf.	Jones	Howard	Gaskin	Kilgore	Sutherland	Donnal	Moss
at Pit.	Jones	Gaskin	Kilgore	Sutherland	Donnal	Ford	Moss
NYJ	Jones	Webster	Gaskin	Calhoun	Kilgore	Prince	Moss
at Ind.	Jennings	Jones	X. Crawford	Webster	Prince	Sutherland	Moss



## 2019 REGULAR SEASON STATISTICS

BUF	X. Crawford	Webster	McMillan	Calhoun	Reed	Prince	Charlton
at Cle.	X. Crawford	Webster	Reed	Prince	Sutherland	Walford	T. Harris
PHI	S. Parker	Crawley	Willis	Reed	Prince	Sutherland	T. Harris
at NYJ	Stephens	Calhoun	Brown	T. Davis	Sieler	Charlton	T. Harris
at NYG	Hayes	Aikens	Cox	Sutherland	Boehm	Pankey	C. Harris
CIN	Cox	Webb	Sutherland	Boehm	C. Harris	Moss	Charlton
at NE	Hurns	Wiltz	Biegel	Webb	Sutherland	Walford	Charlton

### GAME-BY-GAME OFFENSE

	SCORE				1ST DOWNS				3RD DOWN		4TH DOWN		NET YARDS			TO	PEN	PEN YDS	TOP
	PTS	OPP PTS	DIFF	OT	TOTAL	RUSH	PASS	PEN	CONV	ATT	CONV	ATT	TOTAL	RUSH	PASS				
BAL	10	59	-49	-	12	1	10	1	3	10	0	0	200	21	179	3	9	64	19:53
NE	0	43	-43	-	11	3	7	1	2	15	2	4	184	42	142	4	4	22	23:30
at Dal.	6	31	-25	-	17	2	12	3	3	15	1	3	283	72	211	1	5	35	29:04
LAC	10	30	-20	-	13	3	8	2	5	10	0	1	233	72	161	1	5	53	22:24
WAS	16	17	-1	-	21	7	10	4	3	14	2	2	271	84	187	2	5	45	32:39
at Buf.	21	31	-10	-	24	8	13	3	7	13	2	2	381	109	272	2	6	55	33:31
at Pit.	14	27	-13	-	16	4	11	1	3	8	0	2	230	60	170	4	5	45	24:42
NYJ	26	18	8	-	22	3	16	3	6	12	0	0	316	50	266	0	6	51	31:14
at Ind.	16	12	4	-	13	1	11	1	6	16	1	2	229	70	159	2	4	30	31:28
BUF	20	37	-17	-	19	3	13	3	4	14	1	4	303	23	280	1	6	44	29:51
at Cle.	24	41	-17	-	22	5	14	3	6	14	0	1	284	92	192	2	8	94	23:54
PHI	37	31	6	-	26	3	19	4	5	12	3	3	409	58	351	1	7	59	31:18
at NYJ	21	22	-1	-	22	4	13	5	4	13	0	0	362	122	240	1	5	48	30:06
at NYG	20	36	-16	-	22	7	13	2	3	13	1	3	384	122	262	1	7	42	28:53
CIN	38	35	3	3	29	5	21	3	6	16	0	0	502	96	406	1	6	47	36:24
at NE	27	24	3	-	26	5	19	2	5	12	0	1	389	63	326	0	4	35	33:51
TOTALS	306	494	-188	3	315	64	210	41	71	207	13	28	4,960	1,156	3,804	26	92	769	28:37

### GAME-BY-GAME DEFENSE

	SCORE				1ST DOWNS				3RD DOWN		4TH DOWN		NET YARDS						TOP
	PTS	OPP PTS	DIFF	OT	TOTAL	RUSH	PASS	PEN	CONV	ATT	CONV	ATT	TOTAL	RUSH	PASS	TO	PEN	YDS	
BAL	59	10	49	-	31	10	17	4	7	11	2	2	643	265	378	0	4	40	40:07
NE	43	0	43	-	27	11	13	3	6	11	0	0	379	124	255	1	5	54	36:30
at Dal.	31	6	25	-	28	15	12	1	5	10	0	0	476	235	241	1	8	100	30:56
LAC	30	10	20	-	24	6	16	2	8	13	0	1	390	79	311	0	10	89	37:36
WAS	17	16	1	-	13	5	7	1	2	11	0	0	311	145	166	0	6	56	27:21
at Buf.	31	21	10	-	17	5	10	2	3	10	0	0	305	117	188	0	9	83	26:29
at Pit.	27	14	13	-	21	7	12	2	6	13	0	1	394	158	236	1	9	70	35:18
NYJ	18	26	-8	-	17	3	13	1	5	14	2	2	321	83	238	1	10	105	28:46
at Ind.	12	16	-4	-	19	7	12	0	5	13	0	2	300	109	191	3	3	25	28:32
BUF	37	20	17	-	22	9	12	1	5	14	1	1	424	168	256	0	5	50	30:09
at Cle.	41	24	17	-	30	9	15	6	4	8	0	0	467	147	320	1	7	70	36:06
PHI	31	37	-6	-	23	3	19	1	7	14	0	0	386	92	294	1	10	91	28:42
at NYJ	22	21	1	-	22	4	15	3	6	14	0	1	374	112	262	1	5	88	29:54
at NYG	20	16	0	-	24	9	12	3	5	11	0	0	412	138	274	3	4	32	31:07
CIN	35	38	-3	0	25	2	21	2	4	18	3	3	430	59	371	1	10	77	33:36
at NE	24	27	-3	-	18	8	8	2	3	9	0	0	352	135	217	2	6	54	26:09
TOTALS	494	306	188	0	361	113	214	34	81	194	8	13	6,364	2,166	4,198	16	111	1,084	31:23



## 2019 REGULAR SEASON STATISTICS

### GAME-BY-GAME RUSHING

(CARRIES-YARDS GAINED-LONGEST-TOUCHDOWNS)

	R. FITZPATRICK	WALTON	DRAKE	LAIRD	BALLAGE	GASKIN	WILSON	PERINE	ROSEN
BAL	1-8-8-0	1-1-1-0	4-12-9-0	INACTIVE	5-(-1)-6-0	INACTIVE	1-1-1-0	NOR	0-0-0-0
NE	1-6-6-0	3-15-6-0	6-19-9-0	0-0-0-0	4-6-3-0	INACTIVE	INACTIVE	NOR	0-0-0-0
at Dal.	0-0-0-0	DNP	12-38-8-0	0-0-0-0	8-17-6-0	INACTIVE	INACTIVE	NOR	3-13-6-0
LAC	DNP	6-23-11-0	9-44-10-0	0-0-0-0	2-7-6-0	INACTIVE	INACTIVE	NOR	0-0-0-0
WAS	2-5-5-0	6-32-14-0	10-40-9-0	0-0-0-0	3-7-6-1	INACTIVE	0-0-0-0	NOR	0-0-0-0
at Buf.	6-13-12-1	14-66-19-0	6-21-11-0	0-0-0-0	3-7-3-1	INACTIVE	0-0-0-0	NOR	DNP
at Pit.	5-17-8-0	11-35-9-0	NOR	0-0-0-0	3-8-4-0	INACTIVE	0-0-0-0	NOR	DNP
NYJ	5-2-6-0	12-29-14-0	NOR	0-0-0-0	7-19-8-0	INACTIVE	0-0-0-0	NOR	DNP
at Ind.	4-23-11-1	SUS	NOR	2-4-3-0	20-43-7-0	0-0-0-0	0-0-0-0	NOR	0-0-0-0
BUF	1-0-0-0	SUS	NOR	1-7-7-0	9-9-7-1	1-0-0-0	0-0-0-0	NOR	DNP
at Cle.	5-45-17-1	NOR	NOR	3-20-13-0	7-13-4-0	4-10-4-0	1-4-4-0	NOR	DNP
PHI	3-2-3-0	NOR	NOR	10-5-4-1	3-0-1-0	2-20-11-0	2-31-28-0	NOR	DNP
at NYJ	7-65-20-0	NOR	NOR	15-48-16-0	IR	4-5-6-0	0-0-0-0	NOR	DNP
at NYG	4-33-13-0	NOR	NOR	12-46-18-0	IR	9-43-27-0	0-0-0-0	NOR	DNP
CIN	5-9-15-0	NOR	NOR	8-17-7-0	IR	16-55-15-1	1-9-9-0	NOR	DNP
at NE	5-15-10-1	NOR	NOR	11-21-4-0	IR	IR	0-0-0-0	5-16-9-0	DNP

**OTHERS:** **ISAIAH FORD:** 1-11-11-0 at New England (12/29). **JAKEEM GRANT:** 1-(-4)-(-4)-0 vs. New England (9/15), 1-4-4-0 at Dallas (9/22), 1-(-2)-(-2)-0 vs. L.A. Chargers (9/29), 1-7-7-1 vs. Buffalo (11/17). **MATT HAACK:** 1-2-2-0 at Buffalo (10/20). **DE'LANCE TURNER:** 4-6-5-0 vs. Cincinnati (12/22). **CLIVE WALFORD:** 0-4-4-0 at N.Y. Jets (12/8).

### GAME-BY-GAME RECEIVING

(RECEPTIONS-YARDS GAINED-LONGEST-TOUCHDOWNS)

	PARKER	GESICKI	WILSON	HURNS	WILLIAMS	FORD	LAIRD	DRAKE	GRANT
BAL	3-75-49-0	2-31-26-0	2-13-12-0	1-22-22-0	3-24-11-1	PS	INACTIVE	2-15-10-0	1-(-3)-(-3)-0
NE	0-0-0-0	1-11-11-0	INACTIVE	1-13-13-0	4-63-17-0	PS	0-0-0-0	5-29-10-0	3-22-16-0
at Dal.	3-56-40-0	3-9-5-0	INACTIVE	1-6-6-0	4-68-25-0	PS	0-0-0-0	3-34-19-0	4-27-10-0
LAC	4-70-34-1	0-0-0-0	INACTIVE	4-46-25-0	2-9-7-0	0-0-0-0	0-0-0-0	3-29-19-0	1-6-6-0
WAS	3-28-12-1	3-51-30-0	5-15-8-0	2-16-11-0	2-31-21-0	0-0-0-0	0-0-0-0	6-30-9-0	INACTIVE
at Buf.	5-55-14-1	4-41-17-0	1-22-22-0	3-53-27-0	6-82-35-0	0-0-0-0	0-0-0-0	3-37-26-0	0-0-0-0
at Pit.	6-59-15-0	2-10-5-0	1-5-5-1	1-12-12-1	4-42-14-0	INACTIVE	0-0-0-0	NOR	2-32-17-0
NYJ	4-57-17-1	6-95-34-0	1-3-3-0	2-16-8-0	5-72-26-2	PS	0-0-0-0	NOR	3-33-18-0
at Ind.	5-69-21-0	3-28-12-0	1-0-0-0	2-32-18-0	IR	PS	2-15-9-0	NOR	2-15-12-0
BUF	7-135-50-0	4-18-10-0	3-26-13-0	4-53-20-0	IR	PS	6-51-12-0	NOR	3-32-12-0
at Cle.	6-91-22-0	3-28-11-1	6-33-16-0	4-42-19-1	IR	PS	0-0-0-0	NOR	0-0-0-0
PHI	7-159-43-2	5-79-21-1	5-32-13-0	3-33-14-0	IR	0-0-0-0	4-43-19-0	NOR	IR
at NYJ	2-28-21-0	1-6-6-0	1-5-5-0	5-68-17-0	IR	6-92-25-0	4-38-21-0	NOR	IR
at NYG	4-72-29-2	4-47-24-0	5-59-21-0	1-9-9-0	IR	3-21-8-0	2-8-8-0	NOR	IR
CIN	5-111-51-1	6-82-31-2	7-79-35-0	2-41-27-0	IR	5-68-28-0	1-1-1-0	NOR	IR
at NE	8-137-28-0	4-34-14-1	5-59-24-0	INACTIVE	IR	7-54-15-0	4-48-20-0	NOR	IR

**OTHERS:** **KALEN BALLAGE:** 1-13-13-0 vs. Baltimore (9/8), 1-6-6-0 vs. New England (9/15), 1-10-10-0 at Dallas (9/28), 1-11-11-0 at Pittsburgh (10/28), 4-2-3-0 at Indianapolis (11/10), 5-8-13-0 vs. Buffalo (11/17), 1-13-13-0 at Cleveland (11/24). **MICHAEL DEITER:** 1-0-0-0 at Pittsburgh (10/28). **MYLES GASKIN:** 1-0-0-0 at Indianapolis (11/10), 1-7-7-0 at Cleveland (11/24), 1-6-6-0 vs. Philadelphia (12/1), 1-6-6-0 at N.Y. Jets (12/8), 2-29-20-0 at N.Y. Giants (12/15), 1-3-3-0 vs. Cincinnati (12/22). **NICK O'LEARY:** 1-6-6-0 vs. New England (9/15), 1-19-19-0 at Dallas (9/22), 1-9-9-0 vs. L.A. Chargers (9/29), 1-3-3-0 vs. Washington (10/13). **JASON SANDERS:** 1-1-1-1 vs. Philadelphia (12/1). **DURHAM SMYTHE:** 1-24-24-0 vs. New England (9/15), 2-13-7-0 vs. Philadelphia (12/1), 1-2-2-0 at N.Y. Jets (12/8), 2-18-13-0 vs. Cincinnati (12/22), 1-8-8-0 at New England (12/29). **CLIVE WALFORD:** 1-8-8-0 at Indianapolis (11/10), 2-34-19-0 at N.Y. Giants (12/15). 1-15-15-0 vs. Cincinnati (12/22). **MARK WALTON:** 1-12-12-0 vs. New England (9/15), 2-11-7-0 vs. L.A. Chargers (9/29), 5-43-18-0 vs. Washington (10/13), 1-(-8)-(-8)-0 at Buffalo (10/20), 3-19-9-0 at Pittsburgh (10/28), 3-12-5-0 vs. N.Y. Jets (11/3). **CHRISTIAN WILKINS:** 1-1-1-1 vs. Cincinnati (12/22).





## 2019 REGULAR SEASON STATISTICS

### GAME-BY-GAME PASSING

RYAN FITZPATRICK									
	ATT	COM	YDS	PCT	TD	INT	LG	SKD/YDS	RATING
BAL	29	14	185	48.3	1	1	49	2/5	66.0
NE	21	11	89	38.9	0	3	17	4/23	23.8
at Dal.	2	2	29	100.0	0	0	25	0/0	118.8
LAC	DID NOT PLAY								
WAS	18	12	132	66.7	1	0	30	0/0	106.7
at Buf.	35	23	282	65.7	1	1	35	0/0	88.0
at Pit.	34	21	190	61.8	2	2	17	4/20	71.9
NYJ	36	24	288	66.7	3	0	34	4/22	118.8
at Ind.	33	21	169	63.6	0	1	21	3/10	63.8
BUF	45	32	323	71.1	0	0	50	7/43	91.3
at Cle.	39	21	214	53.8	2	2	22	4/22	65.5
PHI	39	27	365	69.2	3	1	43t	3/15	113.7
at NYJ	37	21	245	56.8	0	1	25	2/5	65.7
at NYG	41	23	279	56.1	2	0	29t	3/17	93.4
CIN	52	31	419	59.6	4	1	51	2/13	103.0
at NE	41	28	320	68.3	1	0	28	2/14	99.6

JOSH ROSEN									
	ATT	COM	YDS	PCT	TD	INT	LG	SKD/YDS	RATING
BAL	3	1	5	33.3	0	1	5	1/6	2.8
NE	18	7	97	38.9	0	1	24	3/21	33.8
at Dal.	39	18	200	46.2	0	0	40	3/18	61.9
LAC	24	17	180	70.8	1	1	34t	4/18	88.9
WAS	25	15	85	60.0	0	2	16	5/30	32.9
at Buf.	DID NOT PLAY								
at Pit.	DID NOT PLAY								
NYJ	DID NOT PLAY								
at Ind.	0	0	0	0.0	0	0	-	0/0	-
BUF	DID NOT PLAY								
at Cle.	DID NOT PLAY								
PHI	DID NOT PLAY								
at NYJ	DID NOT PLAY								
at NYG	DID NOT PLAY								
CIN	DID NOT PLAY								
at NE	DID NOT PLAY								

**OTHERS:** PRESTON WILLIAMS: 0-0-0-0-0-0-0-(-)-1/1-0-0 vs. L.A. Chargers (9/29). ALBERT WILSON: 0-0-0-0-0-0-0-(-)-1/10-0-0 at Buffalo (10/20), 2-1-50-0-0-0-20-0/0-85.4 at New England (12/29). MATT HAACK: 1-1-1-100-0-1-0-1-0/0-118.8 vs. Philadelphia (12/1), 1-0-0-0-0-0-0-0/0-39.6 at New England (12/29).





## THE LAST TIME IT HAPPENED

THE LAST TIME (TEAM)		
BY DOLPHINS		BY OPPONENT
38-35, vs. Cincinnati, 12/22/19	WON IN OVERTIME	21-24, at Arizona, 9/30/12
27-24, at New England, 12/29/19	WON BY SCORING IN THE LAST 2 MINUTES	22-21, at N.Y. Jets, 12/8/19
34-31, at Buffalo, 12/24/16	TIED BY SCORING IN THE LAST 2 MINUTES	38-35, vs. Cincinnati, 12/22/19
37-0, vs. San Diego, 11/2/14	SHUTOUT AN OPPONENT	0-43, vs. New England, 9/15/19
35-9, vs. Denver, 12/3/17	WON BY 20+ POINTS	10-30, vs. L.A. Chargers, 9/29/19
24-23, vs. Buffalo, 12/4/05	WON AFTER TRAILING BY 20+ POINTS	34-46, vs. New Orleans, 10/25/09
38-10, at Tennessee, 10/18/15	HELD A 28+ POINT LEAD	24-41, at Cleveland, 11/24/19
35-12, vs. Cincinnati, 12/22/19	HELD A 21+ POINT LEAD	13-36, at N.Y. Giants, 12/15/19
21 (second quarter), vs. N.Y. Jets, 11/3/19	SCORED 20+ POINTS IN A QUARTER	23 (fourth quarter), vs. Cincinnati, 12/22/19
21 (first half), vs. Cincinnati, 12/22/19	SCORED 20+ POINTS IN A HALF	29 (second half), vs. Cincinnati, 12/22/19
13-6, vs. N.Y. Jets, 11/4/18	HELD OPPONENT WITHOUT A TD	21-22, at N.Y. Jets, 12/8/19
2 offense & 1 defense, at New England, 12/29/19	SCORED TD ON OFFENSE AND DEFENSE	4 offense & 2 defense, vs. New England, 9/15/19
1 offense, 1 defense, 2 special teams, at N.Y. Jets, 11/1/09	SCORED TD ON OFFENSE, DEFENSE & SPECIAL TEAMS	2 offense, 1 defense & 2 special teams, at New England, 10/4/10
vs. N.Y. Jets, 11/3/19	SCORED SAFETY	at N.Y. Giants, 12/15/19

THE LAST TIME (OFFENSE)		
BY DOLPHINS		BY OPPONENT
Has never happened	600+ NET YARDS OF OFFENSE	643, vs. Baltimore, 9/8/19
502, vs. Cincinnati, 12/22/19	500+ NET YARDS OF OFFENSE	643, vs. Baltimore, 9/8/19
502, vs. Cincinnati, 12/22/19	400+ NET YARDS OF OFFENSE	430, vs. Cincinnati, 12/22/19
315, vs. Baltimore, 11/11/73	300+ NET RUSHING YARDS	305, at Pittsburgh, 12/18/88
261, at Buffalo, 12/24/16	200+ NET RUSHING YARDS	235, at Dallas, 9/22/19
206, Jay Ajayi, at Buffalo, 12/24/16	200-YARD RUSHING GAME	203, Rueben Mayes, vs. New Orleans, 12/7/86
206, Jay Ajayi, at Buffalo, 12/24/16	150-YARD RUSHING GAME	158, Kerryon Johnson vs. Detroit, 10/21/18
123, Kalen Ballage, at Minnesota, 12/16/18	100-YARD RUSHING GAME	112, Saquon Barkley, at N.Y. Giants, 12/15/19
Mercury Morris (125) and Don Nottingham (102), at Green Bay, 10/5/75	TWO 100-YARD RUSHERS	Ezekiel Elliott (125) and Tony Pollard (103), at Dallas, 9/22/19
Kenyan Drake, 120, vs. Denver, 12/3/17, 114, vs. New England, 12/11/17	CONSECUTIVE 100-YARD RUSHING GAMES	Kerryon Johnson, 158, vs. Detroit, 10/21/18 and Lamar Miller, 133, at Houston, 10/25/18
Jay Ajayi (206) and Damien Williams (56), at Buffalo, 12/24/16	COMBINED 200-YARDS RUSHING BY 2 PLAYERS	Ezekiel Elliott (125) and Tony Pollard (103), at Dallas, 9/22/19
32, Jay Ajayi, at Buffalo, 12/24/16	30+ CARRIES	32, Knile Davis, vs. Kansas City, 9/21/14



## THE LAST TIME IT HAPPENED

THE LAST TIME (OFFENSE)		
BY DOLPHINS		BY OPPONENT
25, Kenyan Drake, vs. New England, 12/11/17	25+ CARRIES	25, Sony Michel, at New England, 9/30/18
85t, Lamar Miller, vs. Houston, 10/25/15	80+ YARD RUSHING PLAY	Has never happened
75t, Kalen Ballage, at Minnesota, 12/16/18	60+ YARD RUSHING PLAY	60, Anthony Levine, vs. Baltimore, 9/8/19
75t, Kalen Ballage, at Minnesota, 12/16/18	40+ YARD RUSHING PLAY	60, Anthony Levine, vs. Baltimore, 9/8/19
2, Brandon Bolden, vs. New England, 12/9/18	2+ RUSHING TOUCHDOWNS	2, Saquon Barkley, at N.Y. Giants, 12/15/19
406, vs. Cincinnati, 12/22/19	400+ NET PASSING YARDS (TEAM)	419, at Indianapolis, 11/4/12
326, at New England, 12/29/19	300+ NET PASSING YARDS (TEAM)	371, vs. Cincinnati, 12/22/19
52, Ryan Fitzpatrick, vs. Cincinnati, 12/22/19	50+ PASS ATTEMPTS	56, Andy Dalton, vs. Cincinnati, 12/22/19
41, Ryan Fitzpatrick, at New England, 12/29/19	40+ PASS ATTEMPTS	56, Andy Dalton, vs. Cincinnati, 12/22/19
31, Ryan Fitzpatrick, vs. Cincinnati, 12/22/19	30+ COMPLETIONS	33, Andy Dalton, vs. Cincinnati, 12/22/19
28, Ryan Fitzpatrick, at New England, 12/29/19	25+ COMPLETIONS	33, Andy Dalton, vs. Cincinnati, 12/22/19
vs. Chicago, 10/14/18	NO SACKS ALLOWED	vs. Buffalo, 11/17/19
Has never happened	PERFECT PASSER RATING (158.3) (MIN. 20 ATTEMPTS)	158.3, Lamar Jackson, vs. Baltimore, 9/15/19
320, Ryan Fitzpatrick, at New England, 12/29/19	300+ YARD PASSER	396, Andy Dalton, vs. Cincinnati, 12/22/19
Ryan Fitzpatrick, 419, vs. Cincinnati, 12/22/19 and 320, at New England, 12/29/19	CONSECUTIVE 300+ YARD PASSING GAMES	Baker Mayfield, 327, at Cleveland, 11/24/19 and Carson Wentz, 310, vs. Philadelphia, 12/1/19
4, Ryan Fitzpatrick, vs. Cincinnati, 12/22/19	4+ TD PASSES	4, Andy Dalton, vs. Cincinnati, 12/22/19
4, Ryan Fitzpatrick, vs. Cincinnati, 12/22/19	3+ TD PASSES	4, Andy Dalton, vs. Cincinnati, 12/22/19
15, Chris Chambers, vs. Buffalo, 12/4/05	15+ RECEPTIONS	15, Isaac Bruce, at St. Louis, 12/24/95
10, Jarvis Landry, at Buffalo, 12/17/17	10+ RECEPTIONS	10, Jarvis Landry, vs. Cleveland, 11/24/19
253, Brian Hartline, at Arizona, 9/30/12	200-YARD RECEIVER	221, Eric Decker, vs. N.Y. Jets, 12/28/14
159, DeVante Parker, vs. Philadelphia, 12/1/19	150-YARD RECEIVER	173, Jordy Nelson, vs. Oakland, 9/23/18
137, DeVante Parker, at New England, 12/29/19	100-YARD RECEIVER	128, Tyler Boyd, vs. Cincinnati, 12/22/19
Jarvis Landry (137) and DeVante Parker (106) at New England, 9/18/16	TWO 100-YARD RECEIVERS IN SAME GAME	Marquise Brown (147) and Mark Andrews (108), vs. Baltimore, 9/8/19
DeVante Parker, 111, vs. Cincinnati, 12/22/19 and 137, at New England, 12/29/19	CONSECUTIVE 100-YARD RECEIVING GAMES	John Brown, 137, vs. Buffalo, 11/17/19, Jarvis Landry, 148, at Cleveland, 11/24/19, Alshon Jeffery, 137, vs. Philadelphia, 12/1/19, Robby Anderson, 116, at N.Y. Jets, 12/8/19, Sterling Shepard, 111, at N.Y. Giants, 12/15/19 and 128, Tyler Boyd, vs. Cincinnati, 12/22/19
Albert Wilson, 150 (second half), vs. Chicago, 10/14/18	100 YARDS RECEIVING IN A HALF	Sterling Shepard, 107 (second half), at N.Y. Giants, 12/15/19



## THE LAST TIME IT HAPPENED

THE LAST TIME (OFFENSE)		
BY DOLPHINS		BY OPPONENT
Has never happened	90+ YARD PASSING PLAY	99t, Tom Brady to Wes Welker, vs. New England, 9/12/11
80, Ryan Tannehill to Brian Hartline, at Arizona, 9/30/12	80+ YARD PASSING PLAY	83t, Lamar Jackson to Marquise Brown, vs. Baltimore, 9/18/19
69t, Ryan Tannehill to Kenyan Drake, vs. New England, 12/9/18	60+ YARD PASSING PLAY	83t, Lamar Jackson to Marquise Brown, vs. Baltimore, 9/18/19
51, Ryan Fitzpatrick to DeVante Parker, vs. Cincinnati, 12/22/19	50+ YARD PASSING PLAY	50, Tom Brady to Phillip Dorsett II, at New England, 12/29/19
51, Ryan Fitzpatrick to DeVante Parker, vs. Cincinnati, 12/22/19	40+ YARD PASSING PLAY	50, Tom Brady to Phillip Dorsett II, at New England, 12/29/19
3, Lamar Thomas, vs. Denver, 12/21/98	3+ TD RECEPTIONS	3, Danny Woodhead, at San Diego, 12/20/15
2, Mike Gesicki, vs. Cincinnati, 12/22/19	2+ TD RECEPTIONS	2, Tyler Boyd, vs. Cincinnati, 12/22/19
Kenyan Drake (114 rushing and 79 receiving), vs. New England, 12/11/17	LED TEAM IN RUSHING & RECEIVING IN SAME GAME	C.J. Anderson (67 rushing and 43 receiving), vs. Denver, 12/3/17
Frank Gore (101 rushing) and Albert Wilson (155 receiving) vs. Chicago, 10/14/18	100-YARD RUSHER & 100-YARD RECEIVER IN SAME GAME	Saquon Barkley (112 rushing) and Sterling Shepard (111 receiving) at N.Y. Giants, 12/15/19
Brock Osweiler (380 passing), Frank Gore (101 rushing) and Albert Wilson (155 receiving) vs. Chicago, 10/14/18	100-YARD RUSHER, 100-YARD RECEIVER & 300-YARD PASSER IN SAME GAME	Baker Mayfield (327 passing), Nick Chubb (106 rushing) and Jarvis Landry (148 receiving) at Cleveland, 11/24/19
Kenyan Drake (1 rushing, 1 receiving), at Indianapolis, 11/25/18	1+ RUSHING TD & 1+ RECEIVING TD IN SAME GAME	Austin Ekeler (1 rushing, 1 receiving), vs. L.A. Chargers, 9/29/19
Ryan Fitzpatrick (1 passing, 1 rushing), at New England, 12/29/19	1+ PASSING TD & 1+ RUSHING TD IN SAME GAME	Josh Allen (3 passing, 1 rushing), vs. Buffalo, 11/17/19
at New England, 12/29/19	NO TURNOVERS	vs. Buffalo, 11/17/19
vs. Cincinnati, 12/22/19	TD SCORED ON FIRST DRIVE	vs. Philadelphia, 12/1/19
Ryan Fitzpatrick to Patrick Laird, vs. Philadelphia, 12/1/19	SUCCESSFUL 2-POINT CONVERSION	Andy Dalton to Tyler Eifert, vs. Cincinnati, 12/22/19 and Andy Dalton run, vs. Cincinnati, 12/22/19
vs. Philadelphia, 12/1/19	FAILED 2-POINT CONVERSION	vs. Cincinnati, 12/22/19

THE LAST TIME (DEFENSE)		
BY DOLPHINS		BY OPPONENT
76, vs. Buffalo, 10/21/73	HELD OPPONENT UNDER 100 YARDS OF TOTAL OFFENSE	88, at New England, 10/12/80
118, vs. Buffalo, 9/21/03	HELD OPPONENT UNDER 150 YARDS OF TOTAL OFFENSE	103, at Buffalo, 12/22/13
188, vs. Tennessee, 10/8/17	HELD OPPONENT UNDER 200 YARDS OF TOTAL OFFENSE	184, vs. New England, 9/15/19
244, vs. Jacksonville, 12/23/18	HELD OPPONENT UNDER 300 YARDS OF TOTAL OFFENSE	284, at Cleveland, 11/24/19





## THE LAST TIME IT HAPPENED

THE LAST TIME (DEFENSE)		
BY DOLPHINS		BY OPPONENT
25, vs. New England, 12/11/17	HELD OPPONENT UNDER 30 YARDS RUSHING	23, vs. Buffalo, 11/17/19
42, at N.Y. Jets, 9/16/18	HELD OPPONENT UNDER 50 YARDS RUSHING	23, vs. Buffalo, 11/17/19
59, vs. Cincinnati, 12/22/19	HELD OPPONENT UNDER 75 YARDS RUSHING	63, at New England, 12/29/19
59, vs. Cincinnati, 12/22/19	HELD OPPONENT UNDER 100 YARDS RUSHING	63, at New England, 12/29/19
49, at N.Y. Jets, 12/1/14	HELD OPPONENT UNDER 100 YARDS NET PASSING	37, at Minnesota, 12/16/18
118, vs. Jacksonville, 12/23/18	HELD OPPONENT UNDER 150 YARDS NET PASSING	142, vs. New England, 9/15/19
Louis Delmas (81) and Brent Grimes (22), at Jacksonville, 10/26/14	2+ INTERCEPTION RETURNS FOR TOUCHDOWNS BY TEAM IN SAME GAME	Stephon Gilmore (54) and Jamie Collins Sr. (69), vs. New England, 9/15/19
35t, Eric Rowe, at New England, 12/29/19	INTERCEPTION RETURN FOR A TD	54t, Stephon Gilmore and 69t Jamie Collins Sr., vs. New England, 9/15/19
3, Sam Madison, vs. Tennessee, 11/7/99	3+ INTERCEPTIONS	3, Nate Clements, at Buffalo, 10/20/02
2, Xavier Howard, vs. Buffalo, 12/2/18	2+ INTERCEPTIONS	2, Joe Schobert, at Cleveland, 11/24/19
8, at Arizona, 9/30/12	7+ SACKS BY TEAM	7, vs. Buffalo, 11/17/19
6, vs. Jacksonville, 12/23/18	6+ SACKS BY TEAM	7, vs. Buffalo, 11/17/19
6, vs. Jacksonville, 12/23/18	5+ SACKS BY TEAM	7, vs. Buffalo, 11/17/19
4, Cameron Wake, at Tennessee, 10/18/15	4+ SACKS	Has never happened
4, Cameron Wake, at Tennessee, 10/18/15	3+ SACKS	3.5, Elvis Dumervil, vs. Baltimore, 12/7/14
2, Cameron Wake, vs. N.Y. Jets, 11/4/18	2+ SACKS	2, Jordan Jenkins, at N.Y. Jets, 12/8/19
2, Akeem Spence, vs. N.Y. Jets, 11/4/18		
14t, Reshad Jones, at New England, 11/26/17	FUMBLE RECOVERED FOR TOUCHDOWN	19t, Sam Hubbard, at Cincinnati, 10/7/18

THE LAST TIME (SPECIAL TEAMS)		
BY DOLPHINS		BY OPPONENT
101t, Jakeem Grant, vs. Buffalo, 11/17/19	KICKOFF RETURN FOR A TD	45t, Micah Hyde at Buffalo, 10/20/19
94t, Mercury Morris, at New England, 12/5/71	KICKOFF RETURN FOR A TD ON OPENING KICKOFF	101t, Jacoby Ford, at Oakland, 11/28/10
101t, Jakeem Grant, vs. Buffalo, 11/17/19	50+ YARD KICKOFF RETURN	78, Vyncint Smith, vs. N.Y. Jets, 11/3/19
71t, Jakeem Grant, at Cincinnati, 10/7/18	PUNT RETURN FOR A TD	79t, Leodis McKelvin, at Buffalo, 11/15/12
71t, Jakeem Grant, at Cincinnati, 10/7/18	50+ YARD PUNT RETURN	70, Marcus Sherels, at Minnesota, 12/16/18
Walt Aikens, at N.Y. Jets, 12/17/16	BLOCKED PUNT RECOVERED FOR A TD	Chris Burkett, vs. N.Y. Jets, 9/29/91
Brandon Bolden, at Green Bay, 11/11/18	BLOCKED PUNT	Albert McClellan, vs. New England, 12/9/18
Walt Aikens return of blocked PAT, vs. Arizona, 12/11/16	DEFENSIVE 2-POINT CONVERSION ON PAT	Has never happened
Jordan Phillips, vs. Arizona, 12/11/16	BLOCKED PAT	Donald Penn, vs. Tampa Bay, 11/15/09
Jason Sanders, vs. Philadelphia, 12/1/19	MISSED (NOT BLOCKED) PAT	Aldrick Rosas, at N.Y. Giants, 12/15/19
Vincent Taylor, at Cincinnati, 10/7/18	BLOCKED FIELD GOAL	Daniel McCullers, vs. Pittsburgh, 10/16/16



## THE LAST TIME IT HAPPENED

THE LAST TIME (SPECIAL TEAMS)		
BY DOLPHINS		BY OPPONENT
47t, Curtis Johnson, vs. Green Bay, 12/19/71	BLOCKED FIELD GOAL RETURNED FOR TD	62t, Kyle Arrington, vs. New England, 12/14/14
8, Jason Sanders, at N.Y. Jets, 12/8/19	6+ FIELD GOALS ATTEMPTED	6, Harrison Butker, at Kansas City, 12/24/17
8, Jason Sanders, at N.Y. Jets, 12/8/19	5+ FIELD GOALS ATTEMPTED	6, Harrison Butker, at Kansas City, 12/24/17
8, Jason Sanders, at N.Y. Jets, 12/8/19	4+ FIELD GOALS ATTEMPTED	4, Jake Elliott, vs. Philadelphia, 12/1/19
3, Jason Sanders, at N.Y. Giants, 12/15/19	3+ FIELD GOALS ATTEMPTED	3, Sam Ficken, at N.Y. Jets, 12/8/19
7, Jason Sanders, at N.Y. Jets, 12/8/19	6+ FIELD GOALS MADE	Never happened
7, Jason Sanders, at N.Y. Jets, 12/8/19	5+ FIELD GOALS MADE	5, Harris Butker, at Kansas City, 12/24/17
7, Jason Sanders, at N.Y. Jets, 12/8/19	4+ FIELD GOALS MADE	4, Matt Prater, vs. Detroit, 10/21/18
7, Jason Sanders, at N.Y. Jets, 12/8/19	3+ FIELD GOALS MADE	3, Sam Ficken, at N.Y. Jets, 12/8/19
vs. Buffalo, 11/17/19	SUCCESSFUL ONSIDE KICK	vs. Cincinnati, 12/22/19
vs. Philadelphia, 12/1/19	FAILED ONSIDE KICK ATTEMPT	vs. Philadelphia, 12/1/19





**GAME SUMMARIES & GAME BOOK**



## 2019 GAME RECAPS

WEEK 1

SEPT. 8, 2019 | MIAMI GARDENS, FLA.  
HARD ROCK STADIUM  
ATTENDANCE: 65,012 | TV: CBS

BALTIMORE 59	MIAMI 10
--------------	----------

SCORING SUMMARY					
	1	2	3	4	F
Baltimore	21	21	10	7	59
Miami	0	10	0	0	10

The Dolphins couldn't slow down South Florida native Lamar Jackson in their season opener at Hard Rock Stadium.

Jackson passed for 324 yards and five touchdowns to lead the Baltimore Ravens to a 59-10 victory.

Jackson, who was born in Pompano Beach, threw two touchdown passes to Marquise Brown and one each to Willie Snead IV, Mark Andrews and Patrick Ricard. He was 17-for-20 and had a perfect passing rating of 158.3.

Running back Mark Ingram had two rushing touchdowns while gaining 107 yards on the ground.

Rookie Preston Williams scored the Dolphins' only touchdown when he caught a 6-yard pass from Ryan Fitzpatrick late in the second quarter. Jason Sanders had a 54-yard field goal for the Dolphins, who trailed 42-10 at halftime.

DeVante Parker was the leading receiver for the Dolphins with 75 yards on three catches.

Williams' touchdown capped an impressive 75-yard drive near the end of the first half.

Two plays after making his first NFL catch, Williams had his first career touchdown when he caught a pass in the middle of the end zone.

Fitzpatrick completed 14 of 29 passes for 185 yards with one touchdown and one interception before Josh Rosen replaced him at quarterback late in the third quarter.

That unfortunately was one of the very few highlights for the Dolphins in a forgettable first half.

The problems started early, as Ingram burned his father's old team with a 49-yard run on the first play from scrimmage after Dolphins linebacker Deon Lacey made a great tackle on the opening kickoff.

Ingram ended the scoring drive with a 1-yard touchdown run on third-and-goal.

After Earl Thomas III intercepted Fitzpatrick after he was flushed out of the pocket, the Ravens needed only one play to increase their lead.

Jackson hit Brown — a native of Hollywood, Florida — on a slant and he outran the Dolphins secondary for a 47-yard touchdown to make it 14-0.

The next time Baltimore had the ball, Brown got behind the Dolphins secondary and Jackson hit him for an 83-yard touchdown that made it 21-0.

SCORING DRIVES					
TEAM	QTR	TIME	PLAY (EXTRA POINT) (DRIVE INFO)	BAL	MIA
Ravens	1	10:34	M.Ingram 1 yd. run (J.Tucker kick) (8-89, 4:26)	7	0
Ravens	1	8:37	M.Brown 47 yd. pass from L.Jackson (J.Tucker kick) (1-47, 0:09)	14	0
Ravens	1	4:17	M.Brown 83 yd. pass from L.Jackson (J.Tucker kick) (3-90, 1:29)	21	0
Ravens	2	13:49	W.Snead 33 yd. pass from L.Jackson (J.Tucker kick) (7-80, 3:23)	28	0
Dolphins	2	10:38	J.Sanders 54 yd. Field Goal (6-39, 3:11)	28	3
Ravens	2	6:50	M.Boykin 5 yd. pass from L.Jackson (J.Tucker kick) (3-10, 1:34)	35	3
Ravens	2	1:42	M.Ingram 2 yd. run (J.Tucker kick) (7-79, 2:37)	42	3
Dolphins	2	0:13	P.Williams 6 yd. pass from R.Fitzpatrick (J.Sanders kick) (8-75, 1:29)	42	10
Ravens	3	7:54	P.Ricard 1 yd. pass from L.Jackson (J.Tucker kick) (9-71, 5:08)	49	10
Ravens	3	0:22	J.Tucker 34 yd. Field Goal (9-68, 5:25)	52	10
Ravens	4	9:24	M.Andrews 3 yd. pass from R.Griffin (J.Tucker kick) (9-42, 5:30)	59	10

## GAME STATISTICS

### RUSHING (Att-Yds-TD):

Baltimore: M. Ingram 14-107-2, A. Levine 1-60, G. Edwards 17-56, J. Hill 7-27, R. Griffin 4-9, L. Jackson 3-6.  
Miami: K. Drake 4-12, R. Fitzpatrick 1-8, A. Wilson 1-1, M. Walton 1-1, K. Ballage 5(-1).

### PASSING (A-C-Y-TD-I):

Baltimore: L. Jackson 20-17-324-5-0, R. Griffin 6-6-55-1-0.  
Miami: R. Fitzpatrick 29-14-185-1-1, J. Rosen 3-1-5-0-1.

### RECEIVING (Rec-Yds-TD):

Baltimore: M. Andrews 8-108-1, M. Brown 4-147-2, H. Hurst 3-41, N. Boyle 3-26, W. Snead 2-41-1, S. Roberts 1-10, M. Boykin 1-5-1, P. Ricard 1-1-1.  
Miami: D. Parker 3-75, P. Williams 3-24-1, M. Gesicki 2-31, K. Drake 2-15, A. Wilson 2-13, A. Hurns 1-22, K. Ballage 1-13, J. Grant 1(-3).

### SACKS (Sk-Yds):

Baltimore: M. Judon 1-5, P. Onwuasor 1-5, P. McPhee 1-0.  
Miami: S. Eguavoen 0.5-0.5, J. Ledbetter 0.5-0.5.

### INTERCEPTIONS (Int-Yds):

Baltimore: E. Thomas 1-14, M. Humphrey 1-0.  
Miami: None.

### FORCED FUMBLES:

Baltimore: None.  
Miami: None.

### FUMBLE RECOVERIES (No-Yds):

Baltimore: J. Bethel 1-0.  
Miami: None.

TEAM STATS	BAL	MIA
TOTAL FIRST DOWNS	31	12
By Rushing	10	1
By Passing	17	10
By Penalty	4	1
THIRD DOWN EFFICIENCY	7-11-64%	3-10-30%
FOURTH DOWN EFFICIENCY	2-2-100%	0-0-0%
TOTAL NET YARDS	643	200
Total Offensive Plays	73	47
Average gain per offensive play	8.8	4.3
NET YARDS RUSHING	265	21
Total Rushing Plays	46	12
Average gain per rushing play	5.8	1.8
NET YARDS PASSING	378	179
Sacks-Yards	1-1	3-11
Gross yards passing	379	190
ATTEMPTS-COMPLETIONS-INTS	26-23-0	32-15-2
Avg. gain per pass play	14.0	5.1
PUNTS NUMBER AND AVG.	1-56.0	6-53.7
Net Punting Average	56.0	48.8
TOTAL RETURN YARDAGE	43	0
No. and Yards Punt Returns	2-29	1-0
No. and Yards Kickoff Returns	1-9	3-59
No. and Yards Int. Returns	2-14	0-0
PENALTIES Number and Yards	4-40	9-64
FUMBLES Number and Lost	0-0	1-1
RED ZONE EFFICIENCY	5-7-71%	1-1-100%
GOAL TO GO EFFICIENCY	5-6-83%	1-1-100%
TIME OF POSSESSION	40:07	19:53





## 2019 GAME RECAPS

WEEK 2

SEPT. 15, 2019 | MIAMI GARDENS, FLA.  
HARD ROCK STADIUM  
ATTENDANCE: 65,513 | TV: CBS

NEW ENGLAND 43

MIAMI 0

### SCORING SUMMARY

	1	2	3	4	F
New England	7	6	10	20	43
Miami	0	0	0	0	0

### SCORING DRIVES

TEAM	QTR	TIME	PLAY (EXTRA POINT) (DRIVE INFO)	NE	MIA
Patriots	1	7:46	S.Michel 1 yd. run (S.Gostkowski kick) (10-60, 5:52)	7	0
Patriots	2	1:19	A.Brown 20 yd. pass from T.Brady (kick failed, wl) (11-65, 6:11)	13	0
Patriots	3	8:45	S.Gostkowski 28 yd. Field Goal (10-26, 3:41)	16	0
Patriots	3	2:18	T.Brady 1 yd. run (S.Gostkowski kick) (8-65, 5:08)	23	0
Patriots	4	10:45	S.Gilmore 54 yd. interception return (S.Gostkowski kick)	30	0
Patriots	4	8:57	J.Collins 69 yd. interception return (S.Gostkowski kick)	37	0
Patriots	4	2:10	J.White 10 yd. pass from T.Brady (kick failed, wr) (5-59, 2:59)	43	0

The Dolphins just couldn't find any answers on offense.

The defense held the New England Patriots offense in check for a good part of the afternoon, but that wasn't enough to prevent a 43-0 loss at Hard Rock Stadium.

New England scored two touchdowns on pick-sixes in the fourth quarter — one of 54 yards by cornerback Stephon Gilmore and the other of 69 yards by linebacker Jamie Collins — and Tom Brady threw a TD pass to running back James White with 2:10 left in the fourth quarter.

Brady passed for two touchdowns and ran for another for New England, which won in Miami for only the second time in seven trips. Sony Michel had a rushing touchdown and Antonio Brown caught a touchdown pass in his first game with New England.

The Dolphins were shut out in Miami for the first time since 2010 when they suffered a 16-0 loss against the Chicago Bears in a Thursday night game. The Dolphins had one final chance to avoid the shutout on the final play of the game after calling a timeout with 1 second left on a first-and-goal at the 8-yard line, but Josh Rosen's pass was tipped and intercepted.

Defensive lineman John Jenkins and linebacker Vince Biegel each got their first sacks in a Dolphins uniform. The Dolphins also got their first takeaway of the season when Minkah Fitzpatrick forced and recovered a fumble, though it did come with the outcome no longer in doubt.

An indication of the Dolphins' offensive struggles is the fact they didn't drive past the New England 40-yard line until the fourth quarter — and that was followed immediately by Collins' pick-six, which came after running back Kalen Ballage bobbled Fitzpatrick's pass.

The frustration on offense continued after Rosen replaced Fitzpatrick at quarterback when Jakeem Grant dropped a perfectly thrown bomb at the New England 15-yard line and Preston Williams shortly thereafter also dropped a long pass.

The Dolphins did not take a snap inside the New England 35-yard line until 10 seconds remained in the game.

The Dolphins managed only 51 total yards and two first downs in the first half.

After giving up a touchdown on the first drive, the defense stiffened.

Jenkins had the big defensive play of the first half when he bull-rushed Patriots guard Shaq Mason back into Tom Brady, who fell and was sacked for a 7-yard loss.

### GAME STATISTICS

#### RUSHING (Att-Yds-TD):

New England: S. Michel 21-85-1, R. Burkhead 5-21, J. White 3-10, A. Brown 1-5, J. Develin 2-3, T. Brady 2-1-1, J. Edelman 1-1.

Miami: K. Drake 6-19, M. Walton 3-15, K. Ballage 4-6, R. Fitzpatrick 1-6, J. Grant 1-(-4).

#### PASSING (A-C-Y-TD-I):

New England: T. Brady 28-20-264-2-0.

Miami: R. Fitzpatrick 21-11-89-0-3, J. Rosen 18-7-97-0-1.

#### RECEIVING (Rec-Yds-TD):

New England: A. Brown 4-56-1, J. Edelman 4-51, P. Dorsett 3-39, J. White 3-19-1, R. Burkhead 2-47, M. LaCosse 2-33, J. Gordon 2-19.

Miami: K. Drake 5-29, P. Williams 4-63, J. Grant 3-22, D. Smythe 1-24, A. Hurns 1-13, M. Walton 1-12, M. Gesicki 1-11, K. Ballage 1-6, N. O'Leary 1-6.

#### SACKS (Sk-Yds):

New England: A. Butler 2-9, C. Winovich 1.5-11.5, M. Bennett 1-13, D. Shelton 1-7, J. Simon 1-0, J. Collins 0.5-3.5.

Miami: J. Jenkins 1-7, V. Biegel 1-2.

#### INTERCEPTIONS (Int-Yds):

New England: J. Collins 2-74-1, S. Gilmore 1-54-1, D. McCourty 1-0.

Miami: None.

#### FORCED FUMBLES:

New England: None.

Miami: M. Fitzpatrick 1.

#### FUMBLE RECOVERIES (No-Yds):

New England: None.

Miami: M. Fitzpatrick 1.

TEAM STATS	NE	MIA
TOTAL FIRST DOWNS	27	11
By Rushing	11	3
By Passing	13	7
By Penalty	3	1
THIRD DOWN EFFICIENCY	6-11-55%	2-15-13%
FOURTH DOWN EFFICIENCY	0-0-0%	2-4-50%
TOTAL NET YARDS	379	184
Total Offensive Plays	65	61
Average gain per offensive play	5.9	3.0
NET YARDS RUSHING	126	42
Total Rushing Plays	35	15
Average gain per rushing play	3.6	2.8
NET YARDS PASSING	255	142
Sacks-Yards	2-9	7-44
Gross yards passing	264	186
ATTEMPTS-COMPLETIONS-INTS	28-20-0	39-18-4
Avg. gain per pass play	8.5	3.1
PUNTS NUMBER AND AVG.	3-48.0	7-42.6
Net Punting Average	46.3	41.3
TOTAL RETURN YARDAGE	137	5
No. and Yards Punt Returns	3-9	2-5
No. and Yards Kickoff Returns	0-0	1-39
No. and Yards Int. Returns	4-128	0-0
PENALTIES Number and Yards	5-54	4-22
FUMBLES Number and Lost	1-1	0-0
RED ZONE EFFICIENCY	3-4-75%	0-1-0%
GOAL TO GO EFFICIENCY	3-3-100%	0-1-0%
TIME OF POSSESSION	36:30	23:30





## 2019 GAME RECAPS

### WEEK 3

SEPT. 22, 2019 | ARLINGTON, TEXAS  
AT&T STADIUM  
ATTENDANCE: 90,127 | TV: FOX

MIAMI 6	DALLAS 31
---------	-----------

SCORING SUMMARY					
	1	2	3	4	F
Miami	3	3	0	0	6
Dallas	10	0	14	7	31

The Dolphins hung tough against the Dallas Cowboys before things slipped away in the second half.

Quarterback Dak Prescott ran for a touchdown and passed for two others, both to Amari Cooper, to lead Dallas to a 31-6 victory at AT&T Stadium.

Miami actually had the chance to take a halftime lead but lost a fumble inside the Dallas 10-yard line in the final minute of the second quarter. After leading 10-6, Dallas scored touchdowns on its first two drives of the third quarter.

Kicker Jason Sanders accounted for the Dolphins scoring with field goals of 22 and 33 yards.

Quarterback Josh Rosen made his first start with the Dolphins and performed much better than his final stats — 18-for-39, 200 yards, 61.9 passer rating — would suggest, as he was hurt by some dropped passes. Rosen left the game briefly in the second quarter after being hit at the end of a quarterback scramble and returned shortly after Ryan Fitzpatrick completed a 25-yard pass to Preston Williams on the drive that ended with Sanders' second field goal.

Safety Bobby McCain recorded the Dolphins' first interception of the season and defensive end Taco Charlton had a sack against his former team just three days after being claimed off waivers.

The Dolphins had a chance to take the lead on the opening possession of the game after Rosen connected with DeVante Parker for a 40-yard pass. The drive ended with Sanders missing a 47-yard field goal.

Dallas' first offensive play was a 37-yard pass from Prescott to Amari Cooper and it set up Brett Maher's 28-yard field goal after safety Steven broke up a pass on third down from the Dolphins 10-yard line.

Dallas increased its lead to 10-0 on its next drive when Cooper capped a drive that featured a 33-yard completion to tight end Jason Witten on third-and-20.

The Dolphins got on the scoreboard on their next possession thanks to Rosen completions of 19 yards to tight end Nick O'Leary and 24 yards to Preston Williams off a flea-flicker.

Following Sanders' 20-yard field goal, the Dolphins appeared to pull off a successful onside kick when Ken Webster caught the bouncing kick past 10 yards but he was flagged for offside.

The Dolphins got the ball back anyway a short time later on McCain's interception when Prescott tried to go deep with plenty of time to throw.

### SCORING DRIVES

TEAM	QTR	TIME	PLAY (EXTRA POINT) (DRIVE INFO)	MIA	DAL
Cowboys	1	10:27	B.Maher 28 yd. Field Goal (8-53, 2:53)	0	3
Cowboys	1	5:57	A.Cooper 5 yd. pass from D.Prescott (B.Maher kick) (9-54, 3:26)	0	10
Dolphins	1	0:53	J.Sanders 22 yd. Field Goal (10-72, 5:04)	3	10
Dolphins	2	5:48	J.Sanders 33 yd. Field Goal (10-49, 4:45)	6	10
Cowboys	3	12:28	A.Cooper 19 yd. pass from D.Prescott (B.Maher kick) (5-75, 2:32)	6	17
Cowboys	3	3:30	D.Prescott 8 yd. run (B.Maher kick) (9-76, 5:28)	6	24
Cowboys	4	3:45	T.Pollard 16 yd. run (B.Maher kick) (5-60, 1:42)	6	31

### GAME STATISTICS

#### RUSHING (Att-Yds-TD):

Miami: K. Drake 13-44, J. Rosen 3-13, K. Ballage 7-11, J. Grant 1-4.

Dallas: E. Elliott 19-125, T. Pollard 13-103-1, D. Prescott 2-7-1.

#### PASSING (A-C-Y-TD-I):

Miami: J. Rosen 39-18-200-0-0, R. Fitzpatrick 2-2-29-0-0.

Dallas: D. Prescott 32-19-246-2-1.

#### RECEIVING (Rec-Yds-TD):

Miami: P. Williams 4-68, J. Grant 4-27, D. Parker 3-56, K. Drake 3-34, M. Gesicki 3-9, N. O'Leary 1-19, K. Ballage 1-10, A. Hurns 1-6.

Dallas: A. Cooper 6-88-2, J. Witten 3-54, T. Pollard 3-25, D. Smith 2-39, R. Cobb 2-23, E. Elliott 2-14, B. Jarwin 1-3.

#### SACKS (Sk-Yds):

Miami: T. Charlton 1-5.

Dallas: R. Quinn 1-7, D. Lawrence 1-3, K. Hyder 0.5-4, M. Collins 0.5-4.

#### INTERCEPTIONS (Int-Yds):

Miami: B. McCain 1-21.

Dallas: None.

#### FORCED FUMBLES:

Miami: None.

Dallas: R. Cobb 1, J. Smith 1.

#### FUMBLE RECOVERIES (No-Yds):

Miami: None.

Dallas: D. Lawrence 1-0.

TEAM STATS	MIA	DAL
<b>TOTAL FIRST DOWNS</b>	<b>17</b>	<b>28</b>
By Rushing	2	15
By Passing	12	12
By Penalty	3	1
<b>THIRD DOWN EFFICIENCY</b>	<b>3-15-20%</b>	<b>5-10-50%</b>
<b>FOURTH DOWN EFFICIENCY</b>	<b>1-3-33%</b>	<b>0-0-0%</b>
<b>TOTAL NET YARDS</b>	<b>283</b>	<b>476</b>
Total Offensive Plays	68	67
Average gain per offensive play	4.2	7.1
<b>NET YARDS RUSHING</b>	<b>72</b>	<b>235</b>
Total Rushing Plays	24	34
Average gain per rushing play	3.0	6.9
<b>NET YARDS PASSING</b>	<b>211</b>	<b>241</b>
Sacks-Yards	3-18	1-5
Gross yards passing	229	246
<b>ATTEMPTS-COMPLETIONS-INTS</b>	<b>41-20-0</b>	<b>32-19-1</b>
Avg. gain per pass play	4.8	7.3
<b>PUNTS NUMBER AND AVG.</b>	<b>5-43.8</b>	<b>3-44.3</b>
Net Punting Average	41.2	44.0
<b>TOTAL RETURN YARDAGE</b>	<b>22</b>	<b>13</b>
No. and Yards Punt Returns	2-1	1-13
No. and Yards Kickoff Returns	1-26	0-0
No. and Yards Int. Returns	1-21	0-0
<b>PENALTIES Number and Yards</b>	<b>5-35</b>	<b>8-100</b>
<b>FUMBLES Number and Lost</b>	<b>3-1</b>	<b>0-0</b>
<b>RED ZONE EFFICIENCY</b>	<b>0-3-0%</b>	<b>4-5-80%</b>
<b>GOAL TO GO EFFICIENCY</b>	<b>0-2-0%</b>	<b>2-2-100%</b>
<b>TIME OF POSSESSION</b>	<b>29:04</b>	<b>30:56</b>



## 2019 GAME RECAPS

WEEK 4

SEPT. 29, 2019 | MIAMI GARDENS, FLA.  
HARD ROCK STADIUM  
ATTENDANCE: 64,278 | TV: CBS

L.A. CHARGERS 30

MIAMI 10

### SCORING SUMMARY

	1	2	3	4	F
L.A. Chargers	10	7	3	10	30
Miami	7	3	0	0	10

### SCORING DRIVES

TEAM	QTR	TIME	PLAY (EXTRA POINT) (DRIVE INFO)	LAC	MIA
Chargers	1	10:12	T.Long 44 yd. Field Goal (9-49, 4:48)	3	0
Dolphins	1	6:32	D.Parker 34 yd. pass from J.Rosen (J.Sanders kick) (6-75, 3:40)	3	7
Chargers	1	2:45	T.Pope 13 yd. pass from P.Rivers (T.Long kick) (7-75, 3:47)	10	7
Dolphins	2	11:10	J.Sanders 30 yd. Field Goal (12-67, 6:35)	10	10
Chargers	2	0:43	A.Ekeler 18 yd. pass from P.Rivers (T.Long kick) (8-69, 2:51)	17	10
Chargers	3	1:22	T.Long 45 yd. Field Goal (16-66,10:33)	20	10
Chargers	4	11:20	A.Ekeler 1 yd. run (T.Long kick) (7-56, 3:29)	27	10
Chargers	4	7:21	T.Long 51 yd. Field Goal (6-15, 3:07)	30	10

The Dolphins couldn't continue their mastery against the Chargers in Miami.

Philip Rivers passed for 310 yards and two touchdowns and the Chargers ended an eight-game losing streak against the Dolphins in Miami with a 30-10 victory at Hard Rock Stadium. It was their first victory in Miami since the 1981 playoff classic at the Orange Bowl.

Running back Austin Ekeler, who again started for the Chargers with Melvin Gordon having reported to the team three days prior to the game, had two touchdowns, on an 18-yard reception and on a 1-yard run. Running back Troymaine Pope had the other touchdown and Ty Long kicked three field goals.

The Dolphins' scoring came on a 34-yard pass from Josh Rosen to DeVante Parker on the team's first drive and a 30-yard field goal by Jason Sanders.

For the second consecutive week, the Dolphins put together a solid first-half performance, but they couldn't follow through on it to get their first victory of the season.

The Dolphins trailed 17-10 at halftime despite missing two field goal attempts.

Rosen was very effective in the first half, completing 12 of 16 passes for 159 yards with the touchdown pass to Parker and a 126.8 passer rating. Additionally, two of the four incompletions were drops.

The Dolphins offense couldn't move the ball consistently in the second half, gaining only 34 yards after halftime.

The defense failed to produce many big plays, though Taco Charlton recorded his second sack in two games with the Dolphins in the third quarter.

With Jesse Davis missing the game because of an elbow injury he sustained at Dallas the previous Sunday, veteran J'Marcus Webb moved from left to right tackle and rookie sixth-round pick Isaiah Prince made his first NFL start at right tackle. In fact, it was Prince's first NFL action after he was inactive the first three games.

After the Chargers kicked a field goal on the opening possession of the game, the Dolphins earned their first lead of the season with an impressive 75-yard touchdown drive capped by Rosen's pass to Parker.

The other big play in the drive was a 25-yard completion to Preston Williams after Rosen's pass bounced off the hands of tight end Mike Gesicki.

Los Angeles answered with its own 75-yard drive, capped by Rivers' 13-yard touchdown pass to running back Troymaine Pope.

The Dolphins tied the score 10-10 with a 12-play, 67-yard drive that featured a 19-yard screen pass to Kenyan Drake, though Miami failed to reach the end zone after having a first-and-goal.

### GAME STATISTICS

#### RUSHING (Att-Yds-TD):

L.A. Chargers: A. Ekeler 18-60-1, T. Pope 10-20, P. Rivers 1-0, T. Taylor 4-(-1).

Miami: K. Drake 9-44, M. Walton 6-23, K. Ballage 2-7, J. Grant 1-(-2).

#### PASSING (A-C-Y-TD-J):

L.A. Chargers: P. Rivers 30-24-310-2-0, T. Taylor 1-1-7-0-0.

Miami: J. Rosen 24-17-180-1-1.

#### RECEIVING (Rec-Yds-TD):

L.A. Chargers: D. Inman 5-76, A. Ekeler 5-62-1, K. Allen 5-48, L. Kendrick 2-37, G. Davis 2-25, A. Patton 2-22, T. Pope 2-14-1, D. Watt 1-21, S. Culkin 1-12.

Miami: D. Parker 4-70-1, P. Williams 4-46, K. Drake 3-29, M. Walton 2-11, I. Ford 2-9, N. O'Leary 1-9, J. Grant 1-6.

#### SACKS (Sk-Yds):

L.A. Chargers: D. King 2.5-14, I. Rochell 1-1, J. Bosa 0.5-2, T. Davis 0.5-1, J. Tillery 0.5-1.

Miami: T. Charlton 1-6.

#### INTERCEPTIONS (Int-Yds):

L.A. Chargers: M. Davis 1-0.

Miami: None.

#### FORCED FUMBLES:

L.A. Chargers: J. Jones 1, D. King 1.

Miami: None.

#### FUMBLE RECOVERIES (No-Yds):

L.A. Chargers: None.

Miami: None.

#### TEAM STATS

	LAC	MIA
<b>TOTAL FIRST DOWNS</b>	<b>24</b>	<b>13</b>
By Rushing	6	3
By Passing	16	8
By Penalty	2	2
<b>THIRD DOWN EFFICIENCY</b>	<b>8-13-62%</b>	<b>5-10-50%</b>
<b>FOURTH DOWN EFFICIENCY</b>	<b>0-1-0%</b>	<b>0-1-0%</b>
<b>TOTAL NET YARDS</b>	<b>390</b>	<b>233</b>
Total Offensive Plays	65	47
Average gain per offensive play	6.0	5.0
<b>NET YARDS RUSHING</b>	<b>79</b>	<b>72</b>
Total Rushing Plays	33	18
Average gain per rushing play	2.4	4.0
<b>NET YARDS PASSING</b>	<b>311</b>	<b>161</b>
Sacks-Yards	1-6	5-19
Gross yards passing	317	180
<b>ATTEMPTS-COMPLETIONS-INTS</b>	<b>31-25-0</b>	<b>24-17-1</b>
Avg. gain per pass play	9.7	5.6
<b>PUNTS NUMBER AND AVG.</b>	<b>0-0.0</b>	<b>2-51.5</b>
Net Punting Average	0.0	51.0
<b>TOTAL RETURN YARDAGE</b>	<b>1</b>	<b>0</b>
No. and Yards Punt Returns	1-1	0-0
No. and Yards Kickoff Returns	1-12	5-112
No. and Yards Int. Returns	1-0	0-0
<b>PENALTIES Number and Yards</b>	<b>10-89</b>	<b>5-53</b>
<b>FUMBLES Number and Lost</b>	<b>1-0</b>	<b>3-0</b>
<b>RED ZONE EFFICIENCY</b>	<b>3-4-75%</b>	<b>0-1-0%</b>
<b>GOAL TO GO EFFICIENCY</b>	<b>1-1-100%</b>	<b>0-1-0%</b>
<b>TIME OF POSSESSION</b>	<b>37:36</b>	<b>22:24</b>



## 2019 GAME RECAPS

### WEEK 6

OCT. 13, 2019 | MIAMI GARDENS, FLA.  
HARD ROCK STADIUM  
ATTENDANCE: 59,808 | TV: FOX

WASHINGTON 17

MIAMI 16

#### SCORING SUMMARY

	1	2	3	4	F
Washington	0	7	10	0	17
Miami	0	3	0	13	16

#### SCORING DRIVES

TEAM	QTR	TIME	PLAY (EXTRA POINT) (DRIVE INFO)	WAS	MIA
Wash.	2	11:34	T.McLaurin 25 yd. pass from C.Keenum (D.Hopkins kick) (8-93, 3:40)	7	0
Dolphins	2	1:07	J.Sanders 39 yd. Field Goal (10-63, 5:06)	7	3
Wash.	3	9:42	T.McLaurin 33 yd. pass from C.Keenum (D.Hopkins kick) (6-70, 3:32)	14	3
Wash.	3	4:15	D.Hopkins 21 yd. Field Goal (8-31, 4:02)	17	3
Dolphins	4	10:56	K.Ballage 1 yd. run (J.Sanders kick) (9-55, 3:59)	17	10
Dolphins	4	0:06	D.Parker 11 yd. pass from R.Fitzpatrick (pass failed) (9-75, 1:56)	17	16

The Dolphins almost pulled off a remarkable comeback against Washington, but came up agonizingly close.

A failed two-point conversion attempt proved the difference in a 17-16 loss at Hard Rock Stadium.

The Dolphins went for the victory instead of kicking an extra point to potentially send the game to overtime after Ryan Fitzpatrick, who sparked the Dolphins after coming off the bench in the fourth quarter, threw a touchdown pass to DeVante Parker with 6 seconds left.

Fitzpatrick threw a quick pass to Kenyan Drake in the flat on the two-point conversion attempt and Drake dropped it, even though there were several Washington defenders in the area and he might not have been able to get into the end zone anyway.

As it was, it was a spirited comeback effort for the Dolphins, who trailed 17-3 when Fitzpatrick replaced Josh Rosen early in the fourth quarter.

Fitzpatrick, who started the first two games before Rosen replaced him as the starter, completed 12 of 18 passes for 132 yards in his one quarter of work.

The Parker touchdown capped a 75-yard drive that Fitzpatrick engineered in 1:56. On the drive, Fitzpatrick hit tight end Mike Gesicki for a 30-yard gain and had a 5-yard scramble to convert a third-and-2 situation.

Washington built its lead on two touchdown passes from Case Keenum to rookie Terry McLaurin along with a 21-yard field goal by Dustin Hopkins.

The Dolphins first cut into Washington's lead with a 1-yard run by Kalen Ballage that was their first second-half touchdown of the season.

On their next two possession, the Dolphins got in Washington territory before the drives stalled. One of those drives began after Preston Williams, filling in for injured Jakeem Grant, had a 21-yard punt return.

Ballage's touchdown not only gave the Dolphins their first points in the second half this season, it also was their first rushing touchdown.

It capped a 55-yard drive after Dustin Hopkins was wide right on a 55-yard field goal attempt on the first play of the fourth quarter.

After Fitzpatrick took over at QB, the Dolphins showed their most consistency on offense all game. Kenyan Drake had a 9-yard run, followed by an 8-yard completion to Albert Wilson, making his return to the lineup after missing three games with a calf injury.

After a Drake run gained 5 yards, Fitzpatrick had an 18-yard completion to Mark Walton for the Dolphins' longest play of the game. Ballage scored on a second-and-1.

The Dolphins then successfully executed an onside kick, but just as was the case in the game at Dallas, it was nullified by a penalty.

#### GAME STATISTICS

##### RUSHING (Att-Yds-TD):

Washington: A. Peterson 23-118, C. Thompson 3-12, C. Keenum 4-10, W. Smallwood 1-4, S. Sims 1-1, P. Richardson 1-0.  
Miami: K. Drake 10-40, M. Walton 6-32, K. Ballage 3-7-1, R. Fitzpatrick 2-5.

##### PASSING (A-C-Y-TD-Int):

Washington: C. Keenum 25-13-166-2-0.  
Miami: J. Rosen 25-15-85-0-2, R. Fitzpatrick 18-12-132-1-0.

##### RECEIVING (Rec-Yds-TD):

Washington: T. McLaurin 4-100-2, J. Sprinkle 2-24, A. Peterson 2-18, T. Quinn 2-8, C. Thompson 2-8, K. Harmon 1-8.  
Miami: K. Drake 6-30, M. Walton 5-43, A. Wilson 5-15, M. Gesicki 3-51, D. Parker 3-28-1, P. Williams 2-31, A. Hurns 2-16, N. O'Leary 1-3.

##### SACKS (Sk-Yds):

Washington: J. Allen 2-12, L. Collins 1-9, T. Hester 1-8, M. Ioannidis 1-1.  
Miami: None.

##### INTERCEPTIONS (Int-Yds):

Washington: Q. Dunbar 1-0, S. Hamilton 1-0.  
Miami: None.

##### FORCED FUMBLES:

Washington: L. Collins 1.  
Miami: None.

##### FUMBLE RECOVERIES (No-Yds):

Washington: None.  
Miami: None.

##### TEAM STATS

	WAS	MIA
<b>TOTAL FIRST DOWNS</b>	<b>13</b>	<b>21</b>
By Rushing	5	7
By Passing	7	10
By Penalty	1	4
<b>THIRD DOWN EFFICIENCY</b>	<b>2-11-18%</b>	<b>3-14-21%</b>
<b>FOURTH DOWN EFFICIENCY</b>	<b>0-0-0%</b>	<b>2-2-100%</b>
<b>TOTAL NET YARDS</b>	<b>311</b>	<b>271</b>
Total Offensive Plays	58	69
Average gain per offensive play	5.4	3.9
<b>NET YARDS RUSHING</b>	<b>145</b>	<b>84</b>
Total Rushing Plays	33	21
Average gain per rushing play	4.4	4.0
<b>NET YARDS PASSING</b>	<b>166</b>	<b>187</b>
Sacks-Yards	0-0	5-30
Gross yards passing	166	217
<b>ATTEMPTS-COMPLETIONS-INTS</b>	<b>25-13-0</b>	<b>43-27-2</b>
Avg. gain per pass play	6.6	3.9
<b>PUNTS NUMBER AND AVG.</b>	<b>7-45.0</b>	<b>7-44.3</b>
Net Punting Average	39.0	42.3
<b>TOTAL RETURN YARDAGE</b>	<b>14</b>	<b>42</b>
No. and Yards Punt Returns	2-14	4-42
No. and Yards Kickoff Returns	1-21	1-15
No. and Yards Int. Returns	2-0	0-0
<b>PENALTIES Number and Yards</b>	<b>6-56</b>	<b>5-45</b>
<b>FUMBLES Number and Lost</b>	<b>1-0</b>	<b>2-0</b>
<b>RED ZONE EFFICIENCY</b>	<b>0-1-0%</b>	<b>2-2-100%</b>
<b>GOAL TO GO EFFICIENCY</b>	<b>0-1-0%</b>	<b>1-1-100%</b>
<b>TIME OF POSSESSION</b>	<b>27:21</b>	<b>32:39</b>



## 2019 GAME RECAPS

WEEK 7

OCT. 20, 2019 | ORCHARD PARK, N.Y.  
NEW ERA FIELD  
ATTENDANCE: 68,340 | TV: CBS

MIAMI 21	BUFFALO 31

The Dolphins put up a strong effort against the Buffalo Bills, but a couple of costly mistakes in the second half proved too much to overcome.

Cornerback Tre'Davious White came up with an interception near the Buffalo goal line and forced a fumble to set up a touchdown in leading the Bills to a 31-21 victory at New Era Field.

The Dolphins had their first halftime lead of the season, thanks to a 3-yard touchdown run by running back Kalen Ballage and a 12-yard touchdown pass from Ryan Fitzpatrick to wide receiver DeVante Parker.

Fitzpatrick scored on an 11-yard run with 1:45 left to give the Dolphins a chance to pull out a late victory, but Buffalo clinched the victory when Micah Hyde recovered the onside kick between players and returned the kick 45 yards for a touchdown.

Fitzpatrick, who made his first start at quarterback since Week 2 against the New England Patriots, had a 145.8 passer rating (highest possible is 158.3) in the first half to help the Dolphins take a 14-9 lead into halftime. In the second half, Fitzpatrick became the 46th player in NFL history to reach 30,000 career passing yards.

The Dolphins had a chance to extend their 14-9 lead after taking the second-half kickoff and driving to a first-and-goal from the Buffalo 2-yard line.

That's when the game turned.

On first-and-goal, former Dolphins defensive tackle Jordan Phillips ran through a hole at the line and dropped Fitzpatrick for a 10-yard loss before Fitzpatrick had a chance to make a handoff.

On second-and-goal, White stepped in front of the intended receiver to pick off Fitzpatrick near the sideline at the 2.

The second costly turnover came with the Dolphins trailing 17-14 and on a first-and-10 from their 22. Fitzpatrick hit Preston Williams with a pass in the middle of the field, but White punched the ball out and Jerry Hughes recovered the loose ball and returned it the Dolphins 16-yard line.

Three plays later, quarterback Josh Allen threw a 3-yard touchdown pass to Cole Beasley to make it 24-14 after the extra point.

Allen ended the game with two touchdown passes, included a 20-yard throw to John Brown that capped a 98-yard drive that gave Buffalo the lead after White's interception. Allen ran in for the two-point conversion after that score.

### SCORING SUMMARY

	1	2	3	4	F
Miami	0	14	0	7	21
Buffalo	6	3	0	22	31

### SCORING DRIVES

TEAM	QTR	TIME	PLAY (EXTRA POINT) (DRIVE INFO)	MIA	BUF
Bills	1	10:54	S.Hauschka 39 yd. Field Goal (10-54, 4-06)	0	3
Bills	1	3:48	S.Hauschka 43 yd. Field Goal (7-45, 3-16)	0	6
Dolphins	2	14:49	K.Ballage 3 yd. run (J.Sanders kick) (8-75, 3-59)	7	6
Bills	2	10:06	S.Hauschka 45 yd. Field Goal (9-49, 4-43)	7	9
Dolphins	2	5:51	D.Parker 12 yd. pass from R.Fitzpatrick (J.Sanders kick) (7-75, 4-15)	14	9
Bills	4	13:50	J.Brown 20 yd. pass from J.Allen (J.Allen run) (12-98, 6-11)	14	17
Bills	4	6:31	C.Beasley 3 yd. pass from J.Allen (S.Hauschka kick) (3-16, 1-26)	14	24
Dolphins	4	1:45	R.Fitzpatrick 11 yd. run (J.Sanders kick) (11-60, 2-14)	21	24
Bills	4	1:38	M.Hyde 45 yd. kickoff return (S.Hauschka kick) (0-0, 0:07)	21	31

### GAME STATISTICS

#### RUSHING (Att-Yds-TD):

Miami: M. Walton 14-66, K. Drake 6-21, R. Fitzpatrick 6-13-1, K. Ballage 3-7-1, M. Haack 1-2.  
Buffalo: F. Gore 11-55, J. Allen 4-32, D. Singletary 7-26, P. DiMarco 1-4.

#### PASSING (A-C-Y-TD-I):

Miami: R. Fitzpatrick 35-23-282-1-1.  
Buffalo: J. Allen 26-16-202-2-0.

#### RECEIVING (Rec-Yds-TD):

Miami: P. Williams 6-82, D. Parker 5-55-1, M. Gesicki 4-41, A. Huns 3-53, K. Drake 3-37, A. Wilson 1-22, M. Walton 1-(-8).  
Buffalo: J. Brown 5-83-1, C. Beasley 3-16-1, D. Knox 2-22, I. McKenzie 2-11, P. DiMarco 1-27, D. Williams 1-23, F. Gore 1-11, L. Smith 1-9.

#### SACKS (Sk-Yds):

Miami: V. Biegel 1-10, T. Charlton 1-4.  
Buffalo: E. Oliver 1-10.

#### INTERCEPTIONS (Int-Yds):

Miami: None.  
Buffalo: T. White 1-0.

#### FORCED FUMBLES:

Miami: None.  
Buffalo: J. Phillips 1, T. White 1.

#### FUMBLE RECOVERIES (No-Yds):

Miami: None.  
Buffalo: J. Hughes 1-11.

TEAM STATS	MIA	BUF
<b>TOTAL FIRST DOWNS</b>	<b>24</b>	<b>17</b>
By Rushing	8	5
By Passing	13	10
By Penalty	3	2
<b>THIRD DOWN EFFICIENCY</b>	<b>7-13-54%</b>	<b>3-10-30%</b>
<b>FOURTH DOWN EFFICIENCY</b>	<b>2-2-100%</b>	<b>0-0-0%</b>
<b>TOTAL NET YARDS</b>	<b>381</b>	<b>305</b>
Total Offensive Plays	66	51
Average gain per offensive play	5.8	6.0
<b>NET YARDS RUSHING</b>	<b>109</b>	<b>117</b>
Total Rushing Plays	30	23
Average gain per rushing play	3.6	5.1
<b>NET YARDS PASSING</b>	<b>272</b>	<b>188</b>
Sacks-Yards	1-10	2-14
Gross yards passing	282	202
<b>ATTEMPTS-COMPLETIONS-INTS</b>	<b>35-23-1</b>	<b>26-16-0</b>
Avg. gain per pass play	7.6	6.7
<b>PUNTS NUMBER AND AVG.</b>	<b>4-49.0</b>	<b>3-42.3</b>
Net Punting Average	38.5	36.0
<b>TOTAL RETURN YARDAGE</b>	<b>19</b>	<b>22</b>
No. and Yards Punt Returns	1-19	3-22
No. and Yards Kickoff Returns	1-12	1-45
No. and Yards Int. Returns	0-0	1-0
<b>PENALTIES Number and Yards</b>	<b>6-55</b>	<b>9-83</b>
FUMBLES Number and Lost	3-1	0-0
<b>RED ZONE EFFICIENCY</b>	<b>3-4-75%</b>	<b>1-2-50%</b>
<b>GOAL TO GO EFFICIENCY</b>	<b>0-1-0%</b>	<b>1-1-100%</b>
<b>TIME OF POSSESSION</b>	<b>33:01</b>	<b>26:29</b>



## 2019 GAME RECAPS

WEEK 8

OCT. 28, 2019 | PITTSBURGH, PA.  
HEINZ FIELD  
ATTENDANCE: 59,244 | TV: ESPN

MIAMI 14	PITTSBURGH 27
----------	---------------

The Dolphins got off to a tremendous start on Monday Night Football, but they couldn't close things out against the Pittsburgh Steelers at Heinz Field.

Ryan Fitzpatrick threw first-quarter touchdown passes to give the Dolphins a 14-0 lead, but Pittsburgh came back to score the final 27 points to win 27-14.

Fitzpatrick's touchdown passes went to wide receivers Albert Wilson and Allen Hurns.

Quarterback Mason Rudolph threw two touchdown passes, including a game-turning 45-yard throw to Dontae Johnson late in the first half, and James Conner had a touchdown run. Kicker Chris Boswell added a pair of field goals.

Cornerback Xavier Howard returned to the lineup for the Dolphins, though he left the game in the third quarter with a knee injury. He did come up with his first interception of the season in the first quarter.

Taco Charlton and Sam Eguavoen each had a sack for the defense, which started off strongly but faded in the second half.

Thanks to Fitzpatrick's TD passes, the Dolphins moved out to their largest lead of the season at 14-0.

The strong first-half showing began with Howard's pick of Rudolph after defensive lineman John Jenkins, who was a major factor early on, pushed center Maurkice Pouncey back into his quarterback.

After a nifty 17-yard completion to Jakeem Grant, Fitzpatrick hit Wilson on a crossing pattern and Wilson raced to the end zone for a 5-yard touchdown to give the Dolphins the early lead.

The Dolphins' second score came after the defense held when Pittsburgh went for it on fourth-and-6 from the Miami 37, Rudolph's pass falling incomplete.

Fitzpatrick completed a 15-yard pass to DeVante Parker soon after to convert a third-and-14, keeping alive a drive that ended with his 12-yard touchdown pass to Allen Hurns when Hurns willed his way into the end zone.

Charlton's third-down sack ended Pittsburgh's ensuing drive.

Pittsburgh cut into the Dolphins' lead with a 42-yard field goal by Boswell that ended a drive that featured a 34-yard completion to JuJu Smith-Schuster.

### SCORING SUMMARY

	1	2	3	4	F
Miami	14	0	0	0	14
Pittsburgh	0	10	7	10	27

### SCORING DRIVES

TEAM	QTR	TIME	PLAY (EXTRA POINT) (DRIVE INFO)	MIA	PIT
Dolphins	1	10:55	A.Wilson 5 yd. pass from R.Fitzpatrick (J.Sanders kick) (4-26, 2:00)	7	0
Dolphins	1	1:34	A.Hurns 12 yd. pass from R.Fitzpatrick (J.Sanders kick) (11-63, 6:00)	14	0
Steelers	2	2:45	C.Boswell 42 yd. Field Goal (12-70, 6:20)	14	3
Steelers	2	0:17	D.Johnson 45 yd. pass from M.Rudolph (C.Boswell kick) (6-50, 0:56)	14	10
Steelers	3	3:16	J.Smith-Schuster 26 yd. pass from M.Rudolph (C.Boswell kick) (12-97, 7:47)	14	17
Steelers	4	12:01	J.Conner 9 yd. run (C.Boswell kick) (5-53, 3:17)	14	24
Steelers	4	5:32	C.Boswell 41 yd. Field Goal (4-1, 1:41)	14	27

### GAME STATISTICS

#### RUSHING (Att-Yds-TD):

Miami: M. Walton 11-35, R. Fitzpatrick 5-17, K. Ballage 3-8.  
Pittsburgh: J. Conner 23-145-1, B. Snell 5-13, T. Edmunds 1-0.

#### PASSING (A-C-Y-TD-I):

Miami: R. Fitzpatrick 34-21-190-2-2.  
Pittsburgh: M. Rudolph 36-20-251-2-1.

#### RECEIVING (Rec-Yds-TD):

Miami: D. Parker 6-59, P. Williams 4-42, M. Walton 3-19, J. Grant 2-32, M. Gesicki 2-10, A. Hurns 1-12-1, K. Ballage 1-11, A. Wilson 1-5-1, M. Deiter 1-0.  
Pittsburgh: J. Smith-Schuster 5-103-1, D. Johnson 5-84-1, V. McDonald 3-19, J. Conner 3-5, R. Nix 2-4, J. Washington 1-21, N. Vannett 1-15.

#### SACKS (Sk-Yds):

Miami: T. Charlton 1-13, S. Eguavoen 1-2.  
Pittsburgh: T. Watt 2-16, C. Heyward 1-4, B. Dupree 1-0.

#### INTERCEPTIONS (Int-Yds):

Miami: X. Howard 1-0.  
Pittsburgh: M. Fitzpatrick 2-6.

#### FORCED FUMBLES:

Miami: T. Charlton 1.  
Pittsburgh: T. Watt 2, M. Hilton 1.

#### FUMBLE RECOVERIES (No-Yds):

Miami: None.  
Pittsburgh: T. Watt 1-0, S. Nelson 1-0.

TEAM STATS	MIA	PIT
TOTAL FIRST DOWNS	16	21
By Rushing	4	7
By Passing	11	12
By Penalty	1	2
THIRD DOWN EFFICIENCY	3-8-38%	6-13-46%
FOURTH DOWN EFFICIENCY	0-2-0%	0-1-0%
TOTAL NET YARDS	230	394
Total Offensive Plays	57	67
Average gain per offensive play	4.0	5.9
NET YARDS RUSHING	60	158
Total Rushing Plays	19	29
Average gain per rushing play	3.2	5.4
NET YARDS PASSING	170	236
Sacks-Yards	4-20	2-15
Gross yards passing	190	251
ATTEMPTS-COMPLETIONS-INTS	34-21-2	36-20-1
Avg. gain per pass play	4.5	6.2
PUNTS NUMBER AND AVG.	2-46.5	3-46.7
Net Punting Average	45.5	35.0
TOTAL RETURN YARDAGE	35	8
No. and Yards Punt Returns	3-35	1-2
No. and Yards Kickoff Returns	4-83	1-25
No. and Yards Int. Returns	1-0	2-6
PENALTIES Number and Yards	5-45	9-70
FUMBLES Number and Lost	3-2	1-0
RED ZONE EFFICIENCY	2-2-100%	1-2-50%
GOAL TO GO EFFICIENCY	1-1-100%	0-0-0%
TIME OF POSSESSION	24:42	35:18



## 2019 GAME RECAPS

WEEK 9

NOV. 3, 2019 | MIAMI GARDENS, FLA.  
HARD ROCK STADIUM  
ATTENDANCE: 59,229 | TV: CBS

N.Y. JETS 18

MIAMI 26

### SCORING SUMMARY

	1	2	3	4	F
N.Y. Jets	7	5	3	3	18
Miami	0	21	3	2	26

### SCORING DRIVES

TEAM	QTR	TIME	PLAY (EXTRA POINT) (DRIVE INFO)	NYJ	MIA
Jets	1	9:37	J.Crowder 12 yd. pass from S.Darnold (S.Ficken kick) (11-75, 5:23)	7	0
Dolphins	2	14:48	P.Williams 12 yd. pass from R.Fitzpatrick (J.Sanders kick) (7-61, 2:17)	7	7
Dolphins	2	6:14	D.Parker 17 yd. pass from R.Fitzpatrick (J.Sanders kick) (12-84, 5:16)	7	14
Dolphins	2	1:51	P.Williams 5 yd. pass from R.Fitzpatrick (J.Sanders kick) (7-56, 2:46)	7	21
Jets	2	0:47	R.Fitzpatrick tackled in end zone by J.Burgess for a Safety	9	21
Jets	2	0:02	S.Ficken 52 yd. Field Goal (4-16, 0:45)	12	21
Jets	3	6:46	S.Ficken 40 yd. Field Goal (9-39, 4:56)	15	21
Dolphins	3	1:00	J.Sanders 26 yd. Field Goal (11-68, 5:46)	15	24
Dolphins	4	6:29	J.Harrison fumble out of bounds in end zone for a Safety	15	26
Jets	4	0:15	S. Ficken 29 yd. Field Goal (14-81, 2:35)	18	26

After having chances to win the previous three weeks, the Dolphins made the plays down the stretch to defeat the New York Jets for their first victory of the season.

Ryan Fitzpatrick had three touchdown passes, all in the second quarter, and Jason Sanders kicked a 26-yard field goal to give the Dolphins a 26-18 victory at Hard Rock Stadium.

It was the first time since 2015 that a Dolphins quarterback had three touchdown passes in the first half of a game. Ryan Tannehill did it that year against the Houston Texans. Fitzpatrick finished the game 24-of-36 for 288 yards with three touchdowns and no interceptions and a passer rating of 118.8.

There were contributors everywhere for the Dolphins in this game.

Tight end Mike Gesicki had the best game of his career with six catches for 95 yards. Williams had five catches for 72 yards. The offensive line, using a sixth different starting combination of the season, did a solid job providing protection for Fitzpatrick.

The Dolphins defense came up with some big plays, particularly in the fourth quarter.

Rookie first-round pick Christian Wilkins, who earlier had his first career sack, dropped running back Le'Veon Bell for a 5-yard loss on a running play. That was followed by Nik Needham getting to quarterback Sam Darnold on a cornerback blitz for a 7-yard sack.

The Dolphins got a safety with 6:29 when an errant shotgun snap got by Darnold and into the end zone before defensive end Taco Charlton knocked it through the back of the end zone when he tried to fall on the ball.

Davon Godchaux and Charlton split a sack on the Jets' final drive.

Cornerback Jamal Perry came up with a huge interception at the Dolphins 1-yard line, setting the stage for a wild finish to the first half.

The Jets opened the game with a 75-yard touchdown drive capped by Darnold's 12-yard pass to Jamison Crowder.

After Wilkins' sack on third down, Ficken missed a 49-yard field goal attempt and the Dolphins took over at their 39.

The Dolphins tied the game with a 61-yard drive that pretty much was all Williams, who caught passes of 17 and 26 yards before he scored a 12-yard touchdown.

### GAME STATISTICS

#### RUSHING (Att-Yds-TD):

N.Y. Jets: L. Bell 17-66, B. Powell 2-16, S. Darnold 2-1.  
Miami: M. Walton 12-29, K. Ballage 7-19, R. Fitzpatrick 5-2.

#### PASSING (A-C-Y-TD-I):

N.Y. Jets: S. Darnold 39-27-260-1-1.  
Miami: R. Fitzpatrick 36-24-288-3-0.

#### RECEIVING (Rec-Yds-TD):

N.Y. Jets: J. Crowder 8-83-1, L. Bell 8-55, R. Griffen 6-50, Ro. Anderson 2-33, D. Thomas 2-19, V. Smith 1-20.  
Miami: M. Gesicki 6-95, P. Williams 5-72-1, D. Parker 4-57-1, J. Grant 3-33, M. Walton 3-12, A. Hurns 2-16, A. Wilson 1-3.

#### SACKS (Sk-Yds):

N.Y. Jets: Q. Williams 1-7, B. Copeland 1-5, J. Jenkins 1-5, J. Adams 1-5.  
Miami: C. Wilkins 1-9, N. Needham 1-7, D. Godchaux 1-6.

#### INTERCEPTIONS (Int-Yds):

N.Y. Jets: None.  
Miami: J. Wiltz 1-0.

#### FORCED FUMBLES:

N.Y. Jets: None.  
Miami: None.

#### FUMBLE RECOVERIES (No-Yds):

N.Y. Jets: None.  
Miami: None.

TEAM STATS	NYJ	MIA
<b>TOTAL FIRST DOWNS</b>	<b>17</b>	<b>22</b>
By Rushing	3	3
By Passing	13	16
By Penalty	1	3
<b>THIRD DOWN EFFICIENCY</b>	<b>5-14-36%</b>	<b>6-12-50%</b>
<b>FOURTH DOWN EFFICIENCY</b>	<b>2-2-100%</b>	<b>0-0-0%</b>
<b>TOTAL NET YARDS</b>	<b>321</b>	<b>316</b>
Total Offensive Plays	63	64
Average gain per offensive play	5.1	4.9
<b>NET YARDS RUSHING</b>	<b>83</b>	<b>50</b>
Total Rushing Plays	21	24
Average gain per rushing play	4.0	2.1
<b>NET YARDS PASSING</b>	<b>238</b>	<b>266</b>
Sacks-Yards	3-22	4-22
Gross yards passing	260	288
<b>ATTEMPTS-COMPLETIONS-INTS</b>	<b>39-27-1</b>	<b>36-24-0</b>
Avg. gain per pass play	5.7	6.7
<b>PUNTS NUMBER AND AVG.</b>	<b>4-44.0</b>	<b>4-41.5</b>
Net Punting Average	39.3	41.5
<b>TOTAL RETURN YARDAGE</b>	<b>0</b>	<b>19</b>
No. and Yards Punt Returns	0-0	2-19
No. and Yards Kickoff Returns	2-103	4-50
No. and Yards Int. Returns	0-0	1-0
<b>PENALTIES Number and Yards</b>	<b>10-105</b>	<b>6-51</b>
<b>FUMBLES Number and Lost</b>	<b>1-0</b>	<b>0-0</b>
<b>RED ZONE EFFICIENCY</b>	<b>1-3-33%</b>	<b>3-4-75%</b>
<b>GOAL TO GO EFFICIENCY</b>	<b>0-1-0%</b>	<b>1-2-50%</b>
<b>TIME OF POSSESSION</b>	<b>28:46</b>	<b>31:14</b>





## 2019 GAME RECAPS

WEEK 10

NOV. 10, 2019 | INDIANAPOLIS, IND.  
LUCAS OIL STADIUM  
ATTENDANCE: 60,510 | TV: CBS

MIAMI 16

INDIANAPOLIS 12

The Dolphins rode a tremendous defensive effort to their second consecutive victory.

The defense came up with three interceptions and then stopped Indianapolis' late comeback attempt to produce a 16-12 victory at Lucas Oil Stadium. The win followed the Dolphins' victory against the New York Jets at Hard Rock Stadium.

The Dolphins clinched the victory when they stopped Indianapolis on downs after the Colts reached the Miami 15-yard line. After three incompletions, quarterback Brian Hoyer completed a pass to tight end Eric Ebron, but was tackled at the 8-yard line, 2 yards short of the first down.

Safeties Steven Parker and Bobby McCain and cornerback Nik Needham all came up with interceptions for the Dolphins, who got an 11-yard touchdown scramble by quarterback Ryan Fitzpatrick and three field goals by Jason Sanders.

The Dolphins took a 13-12 lead with 5:45 left in the fourth quarter on Sanders' 48-yard field goal. The kick capped a 12-play drive that featured a 21-yard completion from Fitzpatrick to Devante Parker.

It ended a run of 12 consecutive points for the Colts, who took the lead for the first time on the previous drive on a 1-yard touchdown pass from Hoyer to tight end Jack Doyle. Veteran kicker Adam Vinatieri missed the extra-point attempt, however, leaving Indy only up by two, 12-10.

The Dolphins increased the lead to 16-12 after their third interception of the game, the one by Needham.

It set up Sanders' second 48-yard field goal in a 3-minute span.

Along with the interceptions, linebacker Jerome Baker had a sack, and Charles Harris had an impressive tackle for loss.

The Dolphins' effort on defense began the first time that group was on the field, as Parker came up with a spectacular interception in the end zone.

On a second-and-goal from the 9, Hoyer appeared to connect with Ebron, but Parker stole the ball away from him as both players were falling to the ground.

The initial ruling was an interception and the call stood after review.

The Dolphins then drove 51 yards to take a 3-0 lead on Sanders' 47-yard field goal. The big play in the drive was a 19-yard completion from Fitzpatrick to Parker.

### SCORING SUMMARY

	1	2	3	4	F
Miami	3	7	0	6	16
Indianapolis	0	0	6	6	12

### SCORING DRIVES

TEAM	QTR	TIME	PLAY (EXTRA POINT) (DRIVE INFO)	MIA	IND
Dolphins	1	6:44	J.Sanders 47 yd. Field Goal (8-51, 3:45)	3	0
Dolphins	2	1:52	R.Fitzpatrick 11 yd. run (J.Sanders kick) (3-12, 1:34)	10	0
Colts	3	7:50	A.Vinatieri 25 yd. Field Goal (10-56, 4:24)	10	3
Colts	3	0:38	A.Vinatieri 39 yd. Field Goal (10-28, 5:03)	10	6
Colts	4	11:30	J.Doyle 1 yd. pass from B.Hoyer (kick failed, wl) (7-34, 3:24)	10	12
Dolphins	4	5:45	J.Sanders 48 yd. Field Goal (12-45, 5:45)	13	12
Dolphins	4	3:31	J.Sanders 48 yd. Field Goal (4-5, 2:06)	16	12

### GAME STATISTICS

#### RUSHING (Att-Yds-TD):

Miami: K. Ballage 20-43, R. Fitzpatrick 4-23-1, P. Laird 2-4.  
Indianapolis: M. Mack 19-74, J. Wilkins 3-20, N. Hines 3-14, J. Williams 2-1, B. Hoyer 2-0.

#### PASSING (A-C-Y-TD-Int):

Miami: R. Fitzpatrick 33-21-169-0-1.  
Indianapolis: B. Hoyer 39-18-204-1-3.

#### RECEIVING (Rec-Yds-TD):

Miami: D. Parker 5-69, K. Ballage 4-2, M. Gesicki 3-28, A. Hurns 2-32, P. Laird 2-15, J. Grant 2-15, C. Walford 1-8, A. Wilson 1-0, M. Gaskin 1-0.  
Indianapolis: E. Ebron 5-56, N. Hines 4-30, J. Doyle 3-44-1, C. Rogers 2-31, Z. Pascal 2-26, M. Johnson 1-9, M. Mack 1-8.

#### SACKS (Sk-Yds):

Miami: J. Baker 1-13.  
Indianapolis: J. Houston 1-6, D. Leonard 1-4, J. Sheard 1-0.

#### INTERCEPTIONS (Int-Yds):

Miami: B. McCain 1-32, S. Parker 1-0, N. Needham 1-0.  
Indianapolis: D. Leonard 1-1.

#### FORCED FUMBLES:

Miami: J. Baker 1.  
Indianapolis: D. Leonard 1.

#### FUMBLE RECOVERIES (No-Yds):

Miami: None.  
Indianapolis: K. Moore II 1-1.

#### TEAM STATS

	MIA	IND
<b>TOTAL FIRST DOWNS</b>	<b>13</b>	<b>19</b>
By Rushing	1	7
By Passing	11	12
By Penalty	1	0
<b>THIRD DOWN EFFICIENCY</b>	<b>6-16-38%</b>	<b>5-13-38%</b>
<b>FOURTH DOWN EFFICIENCY</b>	<b>1-2-50%</b>	<b>0-2-0%</b>
<b>TOTAL NET YARDS</b>	<b>229</b>	<b>300</b>
Total Offensive Plays	62	69
Average gain per offensive play	3.7	4.3
<b>NET YARDS RUSHING</b>	<b>70</b>	<b>109</b>
Total Rushing Plays	26	29
Average gain per rushing play	2.7	3.8
<b>NET YARDS PASSING</b>	<b>159</b>	<b>191</b>
Sacks-Yards	3-10	1-13
Gross yards passing	169	204
<b>ATTEMPTS-COMPLETIONS-INTS</b>	<b>33-21-1</b>	<b>39-18-3</b>
Avg. gain per pass play	4.4	4.8
<b>PUNTS NUMBER AND AVG.</b>	<b>5-45.4</b>	<b>4-43.0</b>
Net Punting Average	33.8	39.0
<b>TOTAL RETURN YARDAGE</b>	<b>48</b>	<b>39</b>
No. and Yards Punt Returns	2-16	3-38
No. and Yards Kickoff Returns	0-0	0-0
No. and Yards Int. Returns	3-32	1-1
<b>PENALTIES Number and Yards</b>	<b>4-30</b>	<b>3-25</b>
<b>FUMBLES Number and Lost</b>	<b>1-1</b>	<b>1-0</b>
<b>RED ZONE EFFICIENCY</b>	<b>1-2-50%</b>	<b>1-5-20%</b>
<b>GOAL TO GO EFFICIENCY</b>	<b>0-1-0%</b>	<b>1-3-33%</b>
<b>TIME OF POSSESSION</b>	<b>31:28</b>	<b>28:32</b>



## 2019 GAME RECAPS

WEEK 11

NOV. 17, 2019 | MIAMI GARDENS, FLA.  
HARD ROCK STADIUM  
ATTENDANCE: 64,187 | TV: CBS

**BUFFALO 37**

**MIAMI 20**

### SCORING SUMMARY

	1	2	3	4	F
Buffalo	6	17	7	7	37
Miami	0	14	0	6	20

### SCORING DRIVES

TEAM	QTR	TIME	PLAY (EXTRA POINT) (DRIVE INFO)	BUF	MIA
Bills	1	12:04	S.Hauschka 51 yd. Field Goal (7-42, 2:56)	3	0
Bills	1	4:29	S.Hauschka 34 yd. Field Goal (11-27, 5:17)	6	0
Bills	2	13:09	J.Brown 40 yd. pass from Jos.Allen (S.Hauschka kick) (5-81, 2:12)	13	0
Bills	2	7:41	S.Hauschka 21 yd. Field Goal (7-62, 3:21)	16	0
Dolphins	2	3:39	K.Ballage 3 yd. run (J.Sanders kick) (5-68, 1:57)	16	7
Bills	2	1:23	D.Knox 23 yd. pass from Jos.Allen (S.Hauschka kick) (6-75, 2:10)	23	7
Dolphins	2	1:09	J.Grant 101 yd. kickoff return (J.Sanders kick) (0-0, 0:14)	23	14
Bills	3	6:55	Jos.Allen 8 yd. run (S.Hauschka kick) (9-53, 4:53)	30	14
Dolphins	4	14:35	J.Grant 7 yd. run (pass failed) (7-65, 3:46)	30	20
Bills	4	10:38	J.Brown 9 yd. pass from Jos.Allen (S.Hauschka kick) (8-62, 3:57)	37	20

Wide receiver Jakeem Grant had a memorable performance, but it wasn't enough to help the Dolphins defeat the Buffalo Bills.

Grant returned a kickoff return for a touchdown in his second career two-touchdown game in the 37-20 loss at Hard Rock Stadium.

Grant set a Dolphins record with his fourth career kick return for a touchdown, taking a kickoff back 101 yards in the second quarter. Grant has two kickoff and two punt returns for touchdowns in his career.

He also became the fourth player in NFL history with at least two punt returns for touchdowns of 70 or more yards and two kickoff returns of 100-plus yards in his first four seasons.

Grant's second touchdown was a 7-yard run in the fourth quarter after he took a handoff from running back Kalen Ballage, who was the quarterback in the Wildcat formation. Later in the fourth quarter, Grant had a 50-yard kickoff return.

Ballage scored his third touchdown of the season with a 3-yard run as part of a wild second quarter to complete the Dolphins scoring. Buffalo outscored the Dolphins 17-14 in that quarter to take a 23-14 lead into halftime.

Wide receiver DeVante Parker became the first Dolphins player in 2019 to reach 100 receiving yards, finishing with 135 yards on seven receptions. His game was highlighted by catches of 50 and 45 yards.

Buffalo quarterback Josh Allen threw three touchdown passes, including two to Homestead High product John Brown, and ran for another. Kicker Stephen Hauschka made three field goals.

The Dolphins fought back after falling behind 16-0, thanks to a couple of big plays.

The first was Ryan Fitzpatrick's 50-yard completion to Parker to the Buffalo 12-yard line to set up Ballage's touchdown run.

Kicker Jason Sanders then perfectly executed an onside kick to give the Dolphins the ball again, but on first-and-10 from the Miami 47, Allen Hurns mis-handled a perfectly thrown pass by Fitzpatrick and Buffalo recovered the fumble after challenging an initial ruling of incomplete pass.

Buffalo then drove 75 yards to increase its lead to 23-7 on Allen's 23-yard touchdown pass to tight end Dawson Knox before Grant answered with his record-setting touchdown.

Buffalo increased its lead to 30-14 in the third quarter when Allen scored on a 7-yard scramble to the corner of the end zone.

### GAME STATISTICS

#### RUSHING (Att-Yds-TD):

Buffalo: D. Singletary 15-75, Jos. Allen 7-56-1, F. Gore 11-27, I. McKenzie 1-10.

Miami: K. Ballage 9-9-1, P. Laird 1-7, J. Grant 1-7, M. Gaskin 1-0, R. Fitzpatrick 1-0.

#### PASSING (A-C-Y-TD-I):

Buffalo: Jos. Allen 33-21-256-3-0.

Miami: R. Fitzpatrick 45-32-323-0-0.

#### RECEIVING (Rec-Yds-TD):

Buffalo: J. Brown 9-137-2, C. Beasley 4-38, I. McKenzie 3-21, D. Knox 2-32-1, F. Gore 1-18, T. Kroft 1-6, D. Singletary 1-4.

Miami: D. Parker 7-135, P. Laird 6-51, K. Ballage 5-8, A. Hurns 4-53, M. Gesicki 4-18, J. Grant 3-32, A. Wilson 3-26.

#### SACKS (Sk-Yds):

Buffalo: S. Lawson 1-8, J. Hughes 1-7, J. Phillips 1-7, C. Liuget 1-6, E. Oliver 1-5, S. Lotulelei 1-3, T. Edmunds 0.5-3.5, M. Milano 0.5-3.5.

Miami: None.

#### INTERCEPTIONS (Int-Yds):

Buffalo: None.

Miami: None.

#### FORCED FUMBLES:

Buffalo: None.

Miami: A. Moss 1, N. Needham 1.

#### FUMBLE RECOVERIES (No-Yds):

Buffalo: J. Poyer 1-0.

Miami: None.

TEAM STATS	BUF	MIA
<b>TOTAL FIRST DOWNS</b>	<b>22</b>	<b>19</b>
By Rushing	9	3
By Passing	12	13
By Penalty	1	3
<b>THIRD DOWN EFFICIENCY</b>	<b>5-14-36%</b>	<b>4-14-29%</b>
<b>FOURTH DOWN EFFICIENCY</b>	<b>1-1-100%</b>	<b>1-4-25%</b>
<b>TOTAL NET YARDS</b>	<b>424</b>	<b>303</b>
Total Offensive Plays	67	65
Average gain per offensive play	6.3	4.7
<b>NET YARDS RUSHING</b>	<b>168</b>	<b>23</b>
Total Rushing Plays	34	13
Average gain per rushing play	4.9	1.8
<b>NET YARDS PASSING</b>	<b>256</b>	<b>280</b>
Sacks-Yards	0-0	7-43
Gross yards passing	256	323
<b>ATTEMPTS-COMPLETIONS-INTS</b>	<b>33-21-0</b>	<b>45-32-0</b>
Avg. gain per pass play	7.8	5.4
<b>PUNTS NUMBER AND AVG.</b>	<b>5-43.6</b>	<b>6-43.7</b>
Net Punting Average	43.6	40.2
<b>TOTAL RETURN YARDAGE</b>	<b>21</b>	<b>0</b>
No. and Yards Punt Returns	3-21	0-0
No. and Yards Kickoff Returns	1-44	5-198
No. and Yards Int. Returns	0-0	0-0
<b>PENALTIES Number and Yards</b>	<b>5-50</b>	<b>6-44</b>
<b>FUMBLES Number and Lost</b>	<b>2-0</b>	<b>1-1</b>
<b>RED ZONE EFFICIENCY</b>	<b>2-4-50%</b>	<b>2-3-67%</b>
<b>GOAL TO GO EFFICIENCY</b>	<b>1-2-50%</b>	<b>0-0-0%</b>
<b>TIME OF POSSESSION</b>	<b>30:09</b>	<b>29:51</b>



## 2019 GAME RECAPS

WEEK 12

NOV. 24, 2019 | CLEVELAND, OHIO  
FIRSTENERGY STADIUM  
ATTENDANCE: 67,431 | TV: FOX

MIAMI 24

CLEVELAND 41

### SCORING SUMMARY

	1	2	3	4	F
Miami	0	3	14	7	24
Cleveland	14	14	0	13	41

### SCORING DRIVES

TEAM	QTR	TIME	PLAY (EXTRA POINT) (DRIVE INFO)	MIA	CLE
Browns	1	9:59	J.Landry 7 yd. pass from B.Mayfield (A.Seibert kick) (8-75, 5:01)	0	7
Browns	1	1:51	O.Beckham 35 yd. pass from B.Mayfield (A.Seibert kick) (5-60, 2:54)	0	14
Browns	2	10:31	J.Landry 5 yd. pass from B.Mayfield (A.Seibert kick) (6-44, 3:39)	0	21
Browns	2	1:01	K.Hunt 6 yd. run (A.Seibert kick) (9-73, 4:45)	0	28
Dolphins	2	0:00	J.Sanders 36 yd. Field Goal (9-63, 1:01)	3	28
Dolphins	3	9:37	M.Gesicki 11 yd. pass from R.Fitzpatrick (J.Sanders kick) (7-46, 2:57)	10	28
Dolphins	3	0:04	R.Fitzpatrick 8 yd. run (J.Sanders kick) (11-64, 4:00)	17	28
Browns	4	11:21	A.Seibert 40 yd. Field Goal (10-64, 3:43)	17	31
Browns	4	6:51	A.Seibert 26 yd. Field Goal (8-67, 2:57)	17	34
Browns	4	3:26	N.Chubb 5 yd. run (A.Seibert kick) (4-38, 2:22)	17	41
Dolphins	4	0:39	A.Hurns 19 yd. pass from R.Fitzpatrick (J.Sanders kick) (7-78, 2:47)	24	41

The Dolphins broke through in a couple of ways against the Cleveland Browns, though it did not help produce a victory at FirstEnergy Stadium.

The Dolphins scored their first two third-quarter touchdowns of the season, including the first touchdown of tight end Mike Gesicki's NFL career, in their 41-24 loss.

It was a valiant comeback effort by the Dolphins, who trailed 28-0 until the final play of the first half.

On his 37th birthday, Ryan Fitzpatrick threw two touchdown passes and ran for another score for the Dolphins. His second touchdown, a 19-yard hook-up with Allen Hurns in the final minute, was the 200th of his career.

Jason Sanders kicked a 36-yard field goal and two extra points to account for the rest of the Dolphins' scoring.

Penalties hurt the Dolphins, particularly on defense. After being penalized six or fewer times the previous nine games, they were penalized eight times for a season-high 94 yards.

Baker Mayfield threw three touchdown passes for Cleveland, including two to former Dolphins wide receiver Jarvis Landry. The other went to Odell Beckham Jr. and Kareem Hunt and Nick Chubb had touchdown runs.

The Dolphins' first third-quarter touchdown of the season came after cornerback Ryan Lewis intercepted a Mayfield pass that was thrown behind Beckham, who tipped it up in the air.

The touchdown drive was kept alive by two third-down conversions, one on a 3-yard run by Kalen Ballage out of the Wildcat formation and the other on a 22-yard completion to DeVante Parker. It was capped by Fitzpatrick's 11-yard TD pass to Gesicki.

After a missed field goal attempt by Cleveland, the Dolphins marched 64 yards for their second touchdown, that one coming on Fitzpatrick's 8-yard scramble on third-and-goal.

Cleveland answered with two fourth-quarter field goals to make it 34-17, while the Dolphins offense couldn't produce any more points until that late TD pass to Hurns.

### GAME STATISTICS

#### RUSHING (Att-Yds-TD):

Miami: R. Fitzpatrick 5-45-1, P. Laird 3-20, K. Ballage 7-13, M. Gaskin 4-10, A. Wilson 1-4.  
Cleveland: N. Chubb 21-106-1, K. Hunt 8-37-1, B. Mayfield 2-5, G. Gilbert 1-(-1).

#### PASSING (A-C-Y-TD-Int):

Miami: R. Fitzpatrick 39-21-214-2-2.  
Cleveland: B. Mayfield 34-24-327-3-1.

#### RECEIVING (Rec-Yds-TD):

Miami: D. Parker 6-91, A. Wilson 6-33, A. Hurns 4-42-1, M. Gesicki 3-28-1, K. Ballage 1-13, M. Gaskin 1-7.  
Cleveland: J. Landry 10-148-2, O. Beckham 6-84-1, N. Chubb 3-58, D. Harris 2-20, K. Hunt 2-9, S. Carlson 1-8.

#### SACKS (Sk-Yds):

Miami: D. Godchaux 0.5-3.5, C. Harris 0.5-3.5.  
Cleveland: S. Richardson 2-9, P. Gustin 1-10, T. Carrie 1-3.

#### INTERCEPTIONS (Int-Yds):

Miami: R. Lewis 1-3.  
Cleveland: J. Schobert 2-4.

#### FORCED FUMBLES:

Miami: None.  
Cleveland: S. Richardson 1.

#### FUMBLE RECOVERIES (No-Yds):

Miami: None.  
Cleveland: None.

TEAM STATS	MIA	CLE
<b>TOTAL FIRST DOWNS</b>	<b>22</b>	<b>30</b>
By Rushing	5	9
By Passing	14	15
By Penalty	3	6
<b>THIRD DOWN EFFICIENCY</b>	<b>6-14-43%</b>	<b>4-8-50%</b>
<b>FOURTH DOWN EFFICIENCY</b>	<b>0-1-0%</b>	<b>0-0-0%</b>
<b>TOTAL NET YARDS</b>	<b>284</b>	<b>467</b>
Total Offensive Plays	63	67
Average gain per offensive play	4.5	7.0
<b>NET YARDS RUSHING</b>	<b>92</b>	<b>147</b>
Total Rushing Plays	20	32
Average gain per rushing play	4.6	4.6
<b>NET YARDS PASSING</b>	<b>192</b>	<b>320</b>
Sacks-Yards	4-22	1-7
Gross yards passing	214	327
<b>ATTEMPTS-COMPLETIONS-INTS</b>	<b>39-21-2</b>	<b>34-24-1</b>
Avg. gain per pass play	4.5	9.1
<b>PUNTS NUMBER AND AVG.</b>	<b>4-44.5</b>	<b>1-37.0</b>
Net Punting Average	42.0	37.0
<b>TOTAL RETURN YARDAGE</b>	<b>3</b>	<b>14</b>
No. and Yards Punt Returns	1-0	3-10
No. and Yards Kickoff Returns	4-82	2-20
No. and Yards Int. Returns	1-3	2-4
<b>PENALTIES Number and Yards</b>	<b>8-94</b>	<b>7-70</b>
<b>FUMBLES Number and Lost</b>	<b>1-0</b>	<b>2-0</b>
<b>RED ZONE EFFICIENCY</b>	<b>3-4-75%</b>	<b>4-5-80%</b>
<b>GOAL TO GO EFFICIENCY</b>	<b>1-1-100%</b>	<b>3-3-100%</b>
<b>TIME OF POSSESSION</b>	<b>23:54</b>	<b>36:06</b>



## 2019 GAME RECAPS

WEEK 13

DEC. 1, 2019 | MIAMI GARDENS, FLA.  
HARD ROCK STADIUM  
ATTENDANCE: 65,545 | TV: FOX

PHILADELPHIA 31

MIAMI 37

### SCORING SUMMARY

	1	2	3	4	F
Philadelphia	10	11	7	3	31
Miami	7	7	12	11	37

### SCORING DRIVES

TEAM	QTR	TIME	PLAY (EXTRA POINT) (DRIVE INFO)	PHI	MIA
Eagles	1	13:54	M.Sanders 15 yd. pass from C.Wentz (J.Elliott kick) (3-18, 0:56)	7	0
Eagles	1	10:10	J.Elliott 48 yd. Field Goal (6-18, 1:10)	10	0
Dolphins	1	3:05	D.Parker 43 yd. pass from R.Fitzpatrick (J.Sanders kick) (6-84, 2:40)	10	7
Eagles	2	11:09	J.Elliott 43 yd. Field Goal (12-50, 6:56)	13	7
Dolphins	2	4:40	J.Sanders 1 yd. pass from M.Haack (J.Sanders kick) (13-75, 6:29)	13	14
Eagles	2	0:06	J.Arcega-Whiteside 15 yd. pass from C.Wentz (C.Wentz-N.Agholor pass) (12-75, 4:34)	21	14
Eagles	3	11:44	A.Jeffery 10 yd. pass from C.Wentz (J.Elliott kick) (7-47, 3:16)	28	14
Dolphins	3	8:45	D.Parker 17 yd. pass from R.Fitzpatrick (kick failed, wr) (6-75, 2:59)	28	20
Dolphins	3	1:10	M.Gesicki 14 yd. pass from R.Fitzpatrick (pass failed) (6-61, 3:24)	28	26
Dolphins	4	11:06	P.Laird 4 yd. run (R.Fitzpatrick-P.Laird pass) (9-96, 3:36)	28	34
Dolphins	4	3:37	J.Sanders 51 yd. Field Goal (13-50, 5:53)	28	37
Eagles	4	1:51	J.Elliott 37 yd. Field Goal (7-56, 1:46)	31	37

The Dolphins used some great individual performances and one play for the ages to come up with their third victory of the season.

The Dolphins scored 23 consecutive points in the second half to overcome a 28-14 deficit and defeat the Philadelphia Eagles 37-31 at Hard Rock Stadium.

Quarterback Ryan Fitzpatrick passed for a season-high 365 yards and three touchdowns, DeVante Parker set a career high with 159 receiving yards and Mike Gesicki had another big performance in a victory highlighted by one of the greatest trick plays in Dolphins history.

Punter Matt Haack threw a 1-yard touchdown pass to kicker Jason Sanders on a fourth-and-goal after taking a snap in shotgun formation as the only player in the pocket behind center Daniel Kilgore, as four players lined up far to the right and five were lined up wide to the left.

After taking the snap, Haack started running to his left, while Sanders snuck behind Eagles defenders from left to right. With Eagles players closing in on him, Haack pitched the ball to Sanders, who caught it while kneeling and then fell over backward.

The play, one of the most creative in Dolphins history and dubbed "Mountaineer Shot," made Sanders the first NFL kicker in the NFL to catch a touchdown pass since 1977 when Jim Turner had a 25-yard reception for the Denver Broncos. After the season, it was named the NFL's Bridgestone Play of the Year.

The Dolphins took the lead for good on Patrick Laird's 4-yard run in the fourth quarter, after which he caught a two-point conversion attempt pass to make it 34-28.

Sanders' 51-yard field goal with 3:37 left gave the Dolphins a nine-point cushion that all but clinched the victory for the Dolphins.

Eagles kicker Jake Elliott made his third field goal of the game with 1:51 left in regulation, but Dolphins returner Marcus Sherels recovered the ensuing onside kick, and Chris Lammons intercepted Carson Wentz's Hail Mary in the end zone on the final play.

Two of Fitzpatrick's touchdown passes went to Parker, the first one a magnificent 43-yard play in the first quarter.

Parker's score came on a fourth-and-4 when he out-jumped Eagles cornerback Ronald Darby to come down with a high Fitzpatrick pass down the left sideline, and then managed to keep his feet in bounds for the final 20 yards to the end zone.

### GAME STATISTICS

#### RUSHING (Att-Yds-TD):

Philadelphia: M. Sanders 17-83, J. Ajayi 2-9.

Miami: A. Wilson 2-31, M. Gaskin 2-20, P. Laird 10-5-1, R. Fitzpatrick 3-2, K. Ballage 3-0.

#### PASSING (A-C-Y-TD-I):

Philadelphia: C. Wentz 46-28-310-3-1.

Miami: R. Fitzpatrick 39-27-365-3-1, M. Haack 1-1-1-1-0.

#### RECEIVING (Rec-Yds-TD):

Philadelphia: A. Jeffery 9-137-1, D. Goedert 6-66, M. Sanders 5-22-1, N. Agholor 3-41, Z. Ertz 3-24, J. Arcega-Whiteside 1-15-1, G. Ward 1-5.

Miami: D. Parker 7-159-2, M. Gesicki 5-79-1, A. Wilson 5-32, P. Laird 4-43, A. Hurns 3-33, D. Smythe 2-13, M. Gaskin 1-6, J. Sanders 1-1-1.

#### SACKS (Sk-Yds):

Philadelphia: D. Barnett 1-6, V. Curry 1-3, F. Cox 0-5-3, J. Sweat 0-5-3.

Miami: S. Eguavoen 1-10, T. Charlton 1-6.

#### INTERCEPTIONS (Int-Yds):

Philadelphia: R. Darby 1-16.

Miami: C. Lammons 1-0.

#### FORCED FUMBLES:

Philadelphia: None.

Miami: T. Charlton 1.

#### FUMBLE RECOVERIES (No-Yds):

Philadelphia: None.

Miami: None.

#### TEAM STATS

	PHI	MIA
<b>TOTAL FIRST DOWNS</b>	<b>23</b>	<b>26</b>
By Rushing	3	3
By Passing	19	19
By Penalty	1	4
<b>THIRD DOWN EFFICIENCY</b>	<b>7-14-50%</b>	<b>5-12-42%</b>
<b>FOURTH DOWN EFFICIENCY</b>	<b>0-0-0%</b>	<b>3-3-100%</b>
<b>TOTAL NET YARDS</b>	<b>386</b>	<b>409</b>
Total Offensive Plays	67	63
Average gain per offensive play	5.8	6.5
<b>NET YARDS RUSHING</b>	<b>92</b>	<b>58</b>
Total Rushing Plays	19	20
Average gain per rushing play	4.8	2.9
<b>NET YARDS PASSING</b>	<b>294</b>	<b>351</b>
Sacks-Yards	2-16	3-15
Gross yards passing	310	366
<b>ATTEMPTS-COMPLETIONS-INTS</b>	<b>46-28-1</b>	<b>40-28-1</b>
Avg. gain per pass play	6.1	8.2
<b>PUNTS NUMBER AND AVG.</b>	<b>3-42.7</b>	<b>3-32.0</b>
Net Punting Average	42.7	32.0
<b>TOTAL RETURN YARDAGE</b>	<b>16</b>	<b>0</b>
No. and Yards Punt Returns	0-0	2-0
No. and Yards Kickoff Returns	0-0	1-6
No. and Yards Int. Returns	1-16	1-0
<b>PENALTIES Number and Yards</b>	<b>10-91</b>	<b>7-59</b>
<b>FUMBLES Number and Lost</b>	<b>1-0</b>	<b>0-0</b>
<b>RED ZONE EFFICIENCY</b>	<b>3-4-75%</b>	<b>4-4-100%</b>
<b>GOAL TO GO EFFICIENCY</b>	<b>1-1-100%</b>	<b>2-2-100%</b>
<b>TIME OF POSSESSION</b>	<b>28:42</b>	<b>31:18</b>



## 2019 GAME RECAPS

WEEK 14

DEC. 8, 2019 | EAST RUTHERFORD, N.J.  
METLIFE STADIUM  
ATTENDANCE: 78,523 | TV: CBS

MIAMI 21	N.Y. JETS 22
----------	--------------

Jason Sanders and Ryan Fitzpatrick both set franchise records in a last-second loss against the New York Jets.

Sam Ficken kicked a 44-yard field goal on the last play of regulation to give the Jets a 22-21 victory and end the Dolphins' four-game winning streak in the series.

The kick came after Sanders gave the Dolphins a 21-19 lead with his seventh field goal, a 37-yard kick that broke the previous mark of six set in 1999 by Olindo Mare against the New England Patriots.

Sanders also made field goals of 22, 25, 28, 31, 53 and 47 yards to account for all the Dolphins scoring.

Fitzpatrick, meanwhile, set a franchise single-game rushing record for quarterbacks with 65 yards on eight rushing attempts. The previous mark was 59 yards and belonged to Chad Henne, who did it in the 2011 Monday night season opener against New England.

Ficken's winning kick capped a 49-yard drive that included a key replay overturn of an incomplete pass. After rookie linebacker Andrew Van Ginkel recorded his first career sack to put the Jets in a third-and-17 from the Miami 45, cornerback Nik Needham broke up a pass intended for Vyncint Smith.

As the Jets lined up for their fourth-and-17, play was stopped for a review for possible defensive pass interference, and that was the final ruling, making it first-and-10 from the Dolphins 38.

Three plays later, Ficken gave the Jets the victory.

Perhaps the biggest factor in the loss for the Dolphins was the inability to convert in the red zone.

After coming in scoring touchdowns on 80 percent of their red-zone trips over the previous eight games, the Dolphins were 0-for-5 against the Jets.

After wide receivers DeVante Parker and Albert Wilson left the game with concussions, Isaiah Ford stepped up for the passing game. Ford came into the game with two career receptions before having six catches for 92 yards against the Jets.

The game-winning field goal represented the fifth lead change of the fourth quarter, as the teams traded five field goals.

### SCORING SUMMARY

	1	2	3	4	F
Miami	3	6	3	9	21
N.Y. Jets	0	16	0	6	22

### SCORING DRIVES

TEAM	QTR	TIME	PLAY (EXTRA POINT) (DRIVE INFO)	MIA	NYJ
Dolphins	1	3:06	J.Sanders 22 yd. Field Goal (16-92, 8:11)	3	0
Jets	2	13:45	Ro.Anderson 26 yd. pass from S.Darnold (kick failed, w/1) (10-74, 4:21)	3	6
Jets	2	11:01	S.Ficken 37 yd. Field Goal (7-25, 2:36)	3	9
Dolphins	2	5:41	J.Sanders 25 yd. Field Goal (10-67, 5:20)	6	9
Jets	2	1:55	D.Thomas 14 yd. pass from S.Darnold (S.Ficken kick) (7-77, 3:46)	6	16
Dolphins	2	0:19	J.Sanders 28 yd. Field Goal (8-65, 1:36)	9	16
Dolphins	3	10:43	J.Sanders 31 yd. Field Goal (9-62, 4:17)	12	16
Dolphins	4	10:52	J.Sanders 53 yd. Field Goal (8-45, 3:51)	15	16
Dolphins	4	6:59	J.Sanders 47 yd. Field Goal (5-36, 2:18)	18	16
Jets	4	4:05	S.Ficken 42 yd. Field Goal (9-51, 2:54)	18	19
Dolphins	4	1:33	J.Sanders 37 yd. Field Goal (9-56, 2:32)	21	19
Jets	4	0:00	S.Ficken 44 yd. Field Goal (7-49, 1:33)	21	22

### GAME STATISTICS

#### RUSHING (Att-Yds-TD):

Miami: R. Fitzpatrick 8-65, P. Laird 15-48, M. Gaskin 4-5, C. Walford 0-4.

N.Y. Jets: B. Powell 19-74, T. Montgomery 9-31, Ro. Anderson 1-4, S. Darnold 3-3.

#### PASSING (A-C-Y-TD-I):

Miami: R. Fitzpatrick 37-21-245-0-1.

N.Y. Jets: S. Darnold 36-20-270-2-1.

#### RECEIVING (Rec-Yds-TD):

Miami: I. Ford 6-92, A. Hurns 5-68, P. Laird 4-38, D. Parker 2-28, M. Gesicki 1-6, M. Gaskin 1-6, A. Wilson 1-5, D. Smythe 1-2.

N.Y. Jets: Ro. Anderson 7-116-1, J. Crowder 3-30, D. Thomas 2-28-1, B. Powell 2-14, V. Smith 1-37, R. Griffin 1-8, D. Brown 1-7.

#### SACKS (Sk-Yds):

Miami: A. Van Ginkel 1-8.

N.Y. Jets: J. Jenkins 2-5.

#### INTERCEPTIONS (Int-Yds):

Miami: S. Parker 1-35.

N.Y. Jets: N. Hairston 1-0.

#### FORCED FUMBLES:

Miami: E. Rowe 1.

N.Y. Jets: J. Burgess 1.

#### FUMBLE RECOVERIES (No-Yds):

Miami: None.

N.Y. Jets: None.

#### TEAM STATS

	MIA	NYJ
<b>TOTAL FIRST DOWNS</b>	<b>22</b>	<b>22</b>
By Rushing	4	4
By Passing	13	15
By Penalty	5	3
<b>THIRD DOWN EFFICIENCY</b>	<b>4-13-31%</b>	<b>5-13-38%</b>
<b>FOURTH DOWN EFFICIENCY</b>	<b>0-0-0%</b>	<b>0-1-0%</b>
<b>TOTAL NET YARDS</b>	<b>362</b>	<b>374</b>
Total Offensive Plays	66	69
Average gain per offensive play	5.5	5.4
<b>NET YARDS RUSHING</b>	<b>122</b>	<b>112</b>
Total Rushing Plays	27	32
Average gain per rushing play	4.5	3.5
<b>NET YARDS PASSING</b>	<b>240</b>	<b>262</b>
Sacks-Yards	2-5	1-8
Gross yards passing	245	270
<b>ATTEMPTS-COMPLETIONS-INTS</b>	<b>37-21-1</b>	<b>36-20-1</b>
Avg. gain per pass play	6.2	7.1
<b>PUNTS NUMBER AND AVG.</b>	<b>1-45.0</b>	<b>3-41.7</b>
Net Punting Average	33.0	32.7
<b>TOTAL RETURN YARDAGE</b>	<b>42</b>	<b>12</b>
No. and Yards Punt Returns	1-7	1-12
No. and Yards Kickoff Returns	1-13	4-90
No. and Yards Int. Returns	1-35	1-0
<b>PENALTIES Number and Yards</b>	<b>5-48</b>	<b>5-88</b>
FUMBLES Number and Lost	3-0	2-0
<b>RED ZONE EFFICIENCY</b>	<b>0-6-0%</b>	<b>1-3-33%</b>
<b>GOAL TO GO EFFICIENCY</b>	<b>0-2-0%</b>	<b>0-0-0%</b>
<b>TIME OF POSSESSION</b>	<b>30:06</b>	<b>29:54</b>



## 2019 GAME RECAPS

WEEK 15

DEC. 15, 2019 | EAST RUTHERFORD, N.J.  
METLIFE STADIUM  
ATTENDANCE: 72,894 | TV: CBS

MIAMI 20	N.Y. GIANTS 36
----------	----------------

SCORING SUMMARY					
	1	2	3	4	F
Miami	0	10	3	7	20
N.Y. Giants	0	7	16	13	36

Behind the passing of quarterback Ryan Fitzpatrick and an opportunistic defense, the Dolphins put together a solid performance in the first half against the New York Giants at MetLife Stadium.

But they couldn't sustain it and the Giants roared back for a 36-20 victory.

The Dolphins were outscored 29-10 in the second half after they took a 10-7 lead into halftime.

Ryan Fitzpatrick passed for 201 yards in that first half, including a 20-yard touchdown to DeVante Parker. The Dolphins had 234 total yards in that first half, their highest total since an October 2015 game against the Houston Texans.

Parker had himself another nice game, two days after signing a four-year contract extension. Parker finished with four catches for 72 yards, adding a 29-yard contested touchdown catch at the second-half two-minute warning.

In what might have been their final time facing him, the Dolphins intercepted Eli Manning three times, including twice in that first half.

The Dolphins tied their season high with the interceptions; they had first set it in their 16-12 victory at Indianapolis.

They were the first interceptions Manning had thrown against the Dolphins in four career games.

The interceptions were recorded by linebacker Vince Biegel, cornerback Nik Needham and linebacker Jerome Baker.

Biegel's pick set up Jason Sanders' 24-yard field goal that gave the Dolphins a 10-7 lead.

Baker's pick in the third quarter stopped a Giants scoring threat as it came on a third-and-1 from the Dolphins 24-yard line.

The Giants took the lead for good on the opening drive of the second half.

Giants wide receiver Darius Slayton started the drive with a 26-yard reception and ended with a 5-yard touchdown catch from Manning on first-and-goal.

The Dolphins cut their deficit to 14-13 on a 47-yard field goal by Sanders after Patrick Laird followed Baker's interception with an 18-yard run.

It went downhill after that.

The Giants made it 16-13 when safety Sam Beard tackled Laird in the end zone on a running play for a safety.

### SCORING DRIVES

TEAM	QTR	TIME	PLAY (EXTRA POINT) (DRIVE INFO)	MIA	NYG
Dolphins	2	9:03	D.Parker 20 yd. pass from R.Fitzpatrick (J.Sanders kick) (9-89, 5:44)	7	0
Giants	2	8:01	G.Tate 51 yd. pass from E.Manning (A.Rosas kick) (3-75, 1:02)	7	7
Dolphins	2	0:44	J.Sanders 24 yd. Field Goal (7-22, 0:36)	10	7
Giants	3	11:53	D.Slayton 5 yd. pass from E.Manning (A.Rosas kick) (6-70, 3:07)	10	14
Dolphins	3	8:44	J.Sanders 47 yd. Field Goal (5-22, 1:23)	13	14
Giants	3	6:20	P.Laird tackled in end zone by S.Beal for a Safety	13	16
Giants	3	5:17	S.Barkley 1 yd. run (A.Rosas kick) (3-40, 1:03)	13	23
Giants	4	14:54	S.Barkley 10 yd. run (A.Rosas kick) (8-66, 4:19)	13	30
Giants	4	4:41	J.Allen 1 yd. run (kick failed, wl) (5-44, 1:54)	13	36
Dolphins	4	1:54	D.Parker 29 yd. pass from R.Fitzpatrick (J.Sanders kick) (8-75, 2:47)	20	36

### GAME STATISTICS

#### RUSHING (Att-Yds-TD):

Miami: P. Laird 12-46, M. Gaskin 9-43, R. Fitzpatrick 4-33.  
N.Y. Giants: S. Barkley 24-112-2, J. Allen 8-28-1, E. Penny 1-(-2).

#### PASSING (A-C-Y-TD-I):

Miami: R. Fitzpatrick 41-23-279-2-0.  
N.Y. Giants: E. Manning 28-20-283-2-3, A. Tanney 1-1-1-0-0.

#### RECEIVING (Rec-Yds-TD):

Miami: A. Wilson 5-59, D. Parker 4-72-2, M. Gesicki 4-47, I. Ford 3-21, C. Walford 2-34, M. Gaskin 2-29, P. Laird 2-8, A. Hurns 1-9.  
N.Y. Giants: S. Shepard 9-111, S. Barkley 4-31, K. Smith 3-38, D. Slayton 2-31-1, G. Tate 1-51-1, C. Latimer 1-21, S. Simonson 1-1.

#### SACKS (Sk-Yds):

Miami: S. Eguavoen 1-10.  
N.Y. Giants: D. Tomlinson 1-5, R. McIntosh 1-2, M. Golden 0.5-5, O. Ximines 0.5-5.

#### INTERCEPTIONS (Int-Yds):

Miami: J. Baker 1-34, N. Needham 1-23, V. Biegel 1-7.  
N.Y. Giants: None.

#### FORCED FUMBLES:

Miami: None.  
N.Y. Giants: L. Williams 1.

#### FUMBLE RECOVERIES (No-Yds):

Miami: None.  
N.Y. Giants: S. Chandler 1-0.

TEAM STATS	MIA	NYG
<b>TOTAL FIRST DOWNS</b>	<b>22</b>	<b>24</b>
By Rushing	7	9
By Passing	13	12
By Penalty	2	3
<b>THIRD DOWN EFFICIENCY</b>	<b>3-13-23%</b>	<b>5-11-45%</b>
<b>FOURTH DOWN EFFICIENCY</b>	<b>1-3-33%</b>	<b>0-0-0%</b>
<b>TOTAL NET YARDS</b>	<b>384</b>	<b>412</b>
Total Offensive Plays	69	63
Average gain per offensive play	5.6	6.5
<b>NET YARDS RUSHING</b>	<b>122</b>	<b>138</b>
Total Rushing Plays	25	33
Average gain per rushing play	4.9	4.2
<b>NET YARDS PASSING</b>	<b>262</b>	<b>274</b>
Sacks-Yards	3-17	1-10
Gross yards passing	279	284
<b>ATTEMPTS-COMPLETIONS-INTS</b>	<b>41-23-0</b>	<b>29-21-3</b>
Avg. gain per pass play	6.0	9.1
<b>PUNTS NUMBER AND AVG.</b>	<b>3-42.0</b>	<b>5-41.8</b>
Net Punting Average	39.0	41.8
<b>TOTAL RETURN YARDAGE</b>	<b>64</b>	<b>9</b>
No. and Yards Punt Returns	0-0	1-9
No. and Yards Kickoff Returns	2-55	3-83
No. and Yards Int. Returns	3-64	0-0
<b>PENALTIES Number and Yards</b>	<b>7-42</b>	<b>4-32</b>
<b>FUMBLES Number and Lost</b>	<b>1-1</b>	<b>0-0</b>
<b>RED ZONE EFFICIENCY</b>	<b>0-2-0%</b>	<b>4-4-100%</b>
<b>GOAL TO GO EFFICIENCY</b>	<b>0-0-0%</b>	<b>3-3-100%</b>
<b>TIME OF POSSESSION</b>	<b>28:53</b>	<b>31:07</b>





## 2019 GAME RECAPS

WEEK 16

DEC. 22, 2019 | MIAMI GARDENS, FLA.  
HARD ROCK STADIUM  
ATTENDANCE: 60,968 | TV: CBS

CINCINNATI 35

MIAMI 38 (OT)

### SCORING SUMMARY

	1	2	3	4	OT	F
Cincinnati	0	6	6	23	0	35
Miami	14	7	7	7	3	38

### SCORING DRIVES

TEAM	QTR	TIME	PLAY (EXTRA POINT) (DRIVE INFO)	CIN	MIA
Dolphins	1	8:32	C.Wilkins 1 yd. pass from R.Fitzpatrick (J.Sanders kick) (12-75, 6:28)	0	7
Dolphins	1	5:00	D.Parker 7 yd. pass from R.Fitzpatrick (J.Sanders kick) (7-75, 1:54)	0	14
Bengals	2	10:49	R.Bullock 20 yd. Field Goal (12-78, 6:29)	3	14
Dolphins	2	2:20	M.Gesicki 31 yd. pass from R.Fitzpatrick (J.Sanders kick) (6-87, 2:48)	3	21
Bengals	2	0:02	R.Bullock 57 yd. Field Goal (8-46, 0:51)	6	21
Dolphins	3	8:24	M.Gesicki 13 yd. pass from R.Fitzpatrick (J.Sanders kick) (9-83, 4:34)	6	28
Bengals	3	3:38	T.Boyd 34 yd. pass from A.Dalton (pass failed) (10-75, 4:46)	12	28
Dolphins	4	11:12	M.Gaskin 2 yd. run (J.Sanders kick) (9-45, 4:03)	12	35
Bengals	4	6:11	C.Uzomah 8 yd. pass from A.Dalton (R.Bullock kick) (10-72, 5:01)	19	35
Bengals	4	0:29	T.Boyd 3 yd. pass from A.Dalton (A.Dalton-T.Eifert pass) (14-63, 2:38)	27	35
Bengals	4	0:00	T.Eifert 25 yd. pass from A.Dalton (A.Dalton run) (4-54, 0:29)	35	35
Dolphins	OT	0:00	J.Sanders 37 yd. Field Goal (10-51, 3:19)	35	38

On the day they honored the 1972 Dolphins, the 2019 version of the team put together the kind of performance for which that team was known for most of the game. They then had to overcome a crazy Cincinnati Bengals comeback to pull out a dramatic 38-35 victory in overtime.

Jason Sanders kicked a 37-yard field goal on the last play of overtime to give the Dolphins their fourth victory in eight games.

The winning kick came after Ryan Fitzpatrick had a 15-yard completion to Isaiah Ford on third-and-10 and followed that with completions of 14 yards to tight end Mike Gesicki and 28 yards to Ford.

Fitzpatrick, wide receiver DeVante Parker, Gesicki and defensive tackle Christian Wilkins all set or reached the milestones in the 2019 home finale.

Fitzpatrick became the first Dolphins quarterback since 2015 to throw four touchdowns and reach 3,000 passing yards on the season, the fourth time he's done that in his NFL career. Fitzpatrick became the first Dolphins quarterback to reach 3,000 yards since Ryan Tannehill did it in 2015 and finished with a season-high 419 yards.

Gesicki was on the receiving end of two of Fitzpatrick's touchdown passes for the first two-touchdown game of his young NFL career. Gesicki scored from 31 yards out in the second quarter and 13 yards in the third quarter.

Wilkins scored his first NFL touchdown when he recovered his own fumble in the end zone after catching a short pass on a second-and-goal from the 1-yard line. He added to his memorable day with a sack in the third quarter.

Parker became the first Dolphins player to reach 1,000 receiving yards since 2014 when he caught a 51-yard pass in the first quarter. That play came shortly before Parker scored his ninth touchdown of the season. He went over 100 yards for the game in the fourth quarter, the third time in six weeks he reached that plateau.

For good measure, rookie Myles Gaskin scored his first NFL touchdown on a 2-yard run that gave the Dolphins a 35-12 lead with 11:12 remaining in the fourth quarter. Gaskin left the game late in the fourth quarter with an ankle injury, after the Dolphins also lost defensive back Jamal Perry (shoulder) and linebacker Vince Biegel (elbow) to injury.

### GAME STATISTICS

#### RUSHING (Att-Yds-TD):

Cincinnati: J. Mixon 21-50, J. Ross III 2-6, G. Bernard 2-3.  
Miami: M. Gaskin 16-55-1, P. Laird 8-17, R. Fitzpatrick 5-9, A. Wilson 1-9, D. Turner 4-6.

#### PASSING (A-C-Y-TD-I):

Cincinnati: A. Dalton 56-33-396-4-0.  
Miami: R. Fitzpatrick 52-31-419-4-1.

#### RECEIVING (Rec-Yds-TD):

Cincinnati: T. Boyd 9-128-2, J. Ross III 6-84, A. Erickson 6-55, T. Eifert 4-57-1, C. Uzomah 4-37-1, J. Mixon 2-23, G. Bernard 2-12.  
Miami: A. Wilson 7-79, M. Gesicki 6-82-2, D. Parker 5-111-1, I. Ford 5-68, A. Hurns 2-41, D. Smythe 2-18, C. Walford 1-15, M. Gaskin 1-3, P. Laird 1-1, C. Wilkins 1-1-1.

#### SACKS (Sk-Yds):

Cincinnati: S. Hubbard 1-10, S. Williams 1-3.  
Miami: T. Harris 1-12, Z. Sieler 1-8, C. Wilkins 1-5, J. Baker 0.5-0, D. Godchaux 0.5-0.

#### INTERCEPTIONS (Int-Yds):

Cincinnati: D. Phillips 1-0.  
Miami: None.

#### FORCED FUMBLES:

Cincinnati: J. Bates III 1.  
Miami: T. Harris 1.

#### FUMBLE RECOVERIES (No-Yds):

Cincinnati: None.  
Miami: A. Van Ginkel 1-0.

#### TEAM STATS

	CIN	MIA
<b>TOTAL FIRST DOWNS</b>	<b>25</b>	<b>29</b>
By Rushing	2	5
By Passing	21	21
By Penalty	2	3
<b>THIRD DOWN EFFICIENCY</b>	<b>4-18-22%</b>	<b>6-16-38%</b>
<b>FOURTH DOWN EFFICIENCY</b>	<b>3-3-100%</b>	<b>0-0-0%</b>
<b>TOTAL NET YARDS</b>	<b>430</b>	<b>502</b>
Total Offensive Plays	85	88
Average gain per offensive play	5.1	5.7
<b>NET YARDS RUSHING</b>	<b>59</b>	<b>96</b>
Total Rushing Plays	25	34
Average gain per rushing play	2.4	2.8
<b>NET YARDS PASSING</b>	<b>371</b>	<b>406</b>
Sacks-Yards	4-25	2-13
Gross yards passing	396	419
<b>ATTEMPTS-COMPLETIONS-INTS</b>	<b>56-33-0</b>	<b>52-31-1</b>
Avg. gain per pass play	6.2	7.5
<b>PUNTS NUMBER AND AVG.</b>	<b>8-48.5</b>	<b>6-49.0</b>
Net Punting Average	45.3	42.0
<b>TOTAL RETURN YARDAGE</b>	<b>42</b>	<b>26</b>
No. and Yards Punt Returns	4-42	4-26
No. and Yards Kickoff Returns	2-50	2-28
No. and Yards Int. Returns	1-0	0-0
<b>PENALTIES Number and Yards</b>	<b>10-77</b>	<b>6-47</b>
FUMBLES Number and Lost	1-1	1-0
<b>RED ZONE EFFICIENCY</b>	<b>2-3-67%</b>	<b>4-5-80%</b>
<b>GOAL TO GO EFFICIENCY</b>	<b>1-2-50%</b>	<b>2-2-100%</b>
<b>TIME OF POSSESSION</b>	<b>33:36</b>	<b>36:24</b>



## 2019 GAME RECAPS

WEEK 17

DEC. 29, 2019 | FOXBOROUGH, MASS.  
GILLETTE STADIUM  
ATTENDANCE: 65,878 | TV: CBS

MIAMI 27

NEW ENGLAND 24

### SCORING SUMMARY

	1	2	3	4	F
Miami	3	7	7	10	27
New England	0	10	7	7	24

### SCORING DRIVES

TEAM	QTR	TIME	PLAY (EXTRA POINT) (DRIVE INFO)	MIA	NE
Dolphins	1	1:38	J.Sanders 27 yd. Field Goal (12-80, 6:57)	3	0
Dolphins	2	10:31	E.Rowe 35 yd. interception return (J.Sanders kick)	10	0
Patriots	2	5:51	N.Folk 25 yd. Field Goal (12-68, 4:40)	10	3
Patriots	2	2:05	S.Michel 4 yd. run (N.Folk kick) (5-82, 2:17)	10	10
Dolphins	3	7:42	R.Fitzpatrick 2 yd. run (J.Sanders kick) (9-83, 5:22)	17	10
Patriots	3	4:26	E.Roberts 38 yd. pass from T.Brady (N.Folk kick) (8-75, 3:16)	17	17
Dolphins	4	8:29	J.Sanders 32 yd. Field Goal (9-49, 3:23)	20	17
Patriots	4	3:53	J.White 13 yd. pass from T.Brady (N.Folk kick) (8-60, 4:36)	20	24
Dolphins	4	0:24	M.Gesicki 5 yd. pass from R.Fitzpatrick (J.Sanders kick) (13-75, 3:29)	27	24

The Dolphins saved their best for last in the 2019 season.

Quarterback Ryan Fitzpatrick threw a 5-yard touchdown pass to tight end Mike Gesicki with 24 seconds left in the fourth quarter and the Dolphins shocked the New England Patriots at Gillette Stadium in their season finale.

The victory was the Dolphins' first at Gillette Stadium since 2008 and kept New England from clinching the No. 2 seed in the AFC playoffs along with the accompanying bye.

The touchdown capped a brilliant 13-play, 75-yard drive that took 3:29.

The big play on the drive was a 24-yard completion to DeVante Parker, who continued his torrid late-season play.

Going most of the day against star cornerback Stephon Gilmore, Parker had 137 receiving yards on eight catches, his fourth 100-yard game of the season. Parker, who became the first Dolphins player since 2016 with back-to-back 100-yard games, ended with the sixth-highest single-season receiving total in Dolphins history with 1,202 yards.

The 137 yards represented the most for a New England opponent this season.

Fitzpatrick had another brilliant performance, completing 28 of 41 passes for 320 yards and the one touchdown for a 99.6 passer rating — despite a handful of dropped passes by Dolphins receivers.

The victory helped the Dolphins avenge their 43-0 loss against New England in Week 2 and gave them a 5-4 record over the final nine games of the 2019 season.

The game-winning touchdown came after New England had taken a 20-17 lead on a 13-yard pass from Tom Brady to running back James White; it was the only time the Dolphins trailed in the game.

The Dolphins played inspired football from the start and pulled out several gadget plays in this one.

It started with punter Matt Haack throwing a pass out of the Wildcat formation on a fourth-and-3 from the New England 45-yard line on the first drive of the game.

While that pass fell incomplete, the Dolphins were more successful later.

Isaiah Ford gained 11 yards on a run after the Dolphins lined up in the Wildcat and Albert Wilson threw a 20-yard pass to running back Patrick Laird in the third quarter off a double pass.

Wilson had another pass attempt in the fourth quarter, but that one fell incomplete.

### GAME STATISTICS

#### RUSHING (Att-Yds-TD):

Miami: P. Laird 11-21, S. Perine 5-16, R. Fitzpatrick 5-15, I. Ford 1-11.  
New England: S. Michel 18-74-1, R. Burkhead 6-48, N. Harry 1-9, J. White 2-4.

#### PASSING (A-C-Y-TD-I):

Miami: R. Fitzpatrick 41-28-320-1-0, A. Wilson 2-1-20-0-0, M. Haack 1-0-0-0-0.  
New England: T. Brady 29-16-221-2-1.

#### RECEIVING (Rec-Yds-TD):

Miami: D. Parker 8-137, I. Ford 7-54, A. Wilson 5-59, P. Laird 4-48, M. Gesicki 4-34-1, D. Smythe 1-8.  
New England: M. Sanu 3-35, J. White 3-33-1, N. Harry 3-29, J. Edelman 3-26, P. Dorsett 1-50, E. Roberts 1-38-1, R. Burkhead 1-6, B. Watson 1-4.

#### SACKS (Sk-Yds):

Miami: T. Harris 1-4.  
New England: L. Guy 1-8, J. Collins 1-6.

#### INTERCEPTIONS (Int-Yds):

Miami: E. Rowe 1-35-1.  
New England: None.

#### FORCED FUMBLES:

Miami: J. Baker 1.  
New England: None.

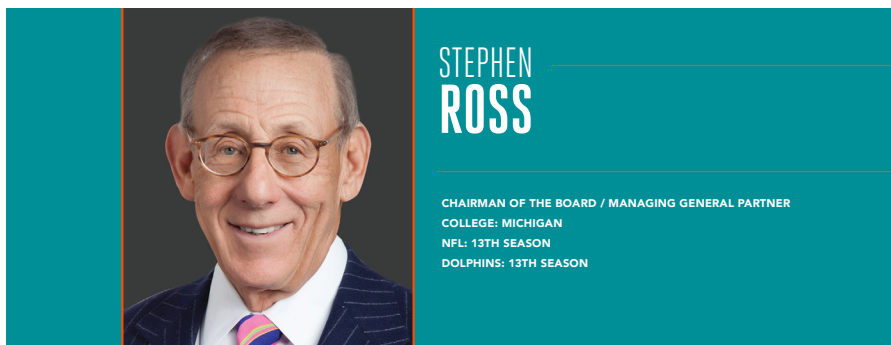
#### FUMBLE RECOVERIES (No-Yds):

Miami: S. Eguavoen 1-0.  
New England: None.

TEAM STATS	MIA	NE
<b>TOTAL FIRST DOWNS</b>	<b>26</b>	<b>18</b>
By Rushing	5	8
By Passing	19	8
By Penalty	2	2
<b>THIRD DOWN EFFICIENCY</b>	<b>5-12-42%</b>	<b>3-9-33%</b>
<b>FOURTH DOWN EFFICIENCY</b>	<b>0-1-0%</b>	<b>0-0-0%</b>
<b>TOTAL NET YARDS</b>	<b>389</b>	<b>352</b>
Total Offensive Plays	68	57
Average gain per offensive play	5.7	6.2
<b>NET YARDS RUSHING</b>	<b>63</b>	<b>135</b>
Total Rushing Plays	22	27
Average gain per rushing play	2.9	5.0
<b>NET YARDS PASSING</b>	<b>326</b>	<b>217</b>
Sacks-Yards	2-14	1-4
Gross yards passing	340	221
<b>ATTEMPTS-COMPLETIONS-INTS</b>	<b>44-29-0</b>	<b>29-16-1</b>
Avg. gain per pass play	7.1	7.2
<b>PUNTS NUMBER AND AVG.</b>	<b>4-42.5</b>	<b>4-44.5</b>
Net Punting Average	40.8	42.8
<b>TOTAL RETURN YARDAGE</b>	<b>42</b>	<b>7</b>
No. and Yards Punt Returns	2-7	1-7
No. and Yards Kickoff Returns	1-18	1-38
No. and Yards Int. Returns	1-35	0-0
<b>PENALTIES Number and Yards</b>	<b>4-35</b>	<b>6-54</b>
<b>FUMBLES Number and Lost</b>	<b>2-0</b>	<b>3-1</b>
<b>RED ZONE EFFICIENCY</b>	<b>2-4-50%</b>	<b>2-3-67%</b>
<b>GOAL TO GO EFFICIENCY</b>	<b>2-2-100%</b>	<b>2-3-67%</b>
<b>TIME OF POSSESSION</b>	<b>33:51</b>	<b>26:09</b>



**BIOS**



Stephen M. Ross, Chairman and Founder of international real estate firm, Related Companies, first invested in the Miami Dolphins in February 2008, and in 2009, assumed the responsibilities of managing general partner of both the Miami Dolphins and Hard Rock Stadium. The role is the culmination of one of his long-held dreams -- Ross grew up in South Florida and the Dolphins have been a lifetime passion for him.

Throughout the Dolphins organization, Ross' ethos of building a first-class team on and off the field is etched deep. His \$730 million investment in Hard Rock Stadium and its surrounding properties has transformed the iconic venue into a global entertainment destination that showcases the best Miami has to offer. From world-class fare to arts, culture and luxury hospitality, Hard Rock Stadium now delivers an elevated guest experience that is unparalleled in professional sports. As a result of the privately-funded renovation, Hard Rock Stadium attracted and secured Super Bowl LIV – which coincided with the 100th season of the NFL – the 2021 College Football Playoff National Championship, major concerts, international soccer matches and a host of world-class events. On the football side, Ross has demonstrated a steadfast commitment to provide coaches, support staff and players the necessary resources to build a winning team that will compete consistently for championships. He has invested in improving the team's current practice facility and has committed significant resources in a new state-of-the-art training complex that broke ground in 2019. In 2019, Hard Rock Stadium committed to phase out 99.4% of fan facing single-use plastics in the food and beverage operation. This eliminated more than 2.8 million plastic items including cups, bottles, cutlery, stirrers and spoons and all plastic disposable packaging that accompanies these items.

Ross, as a sports entrepreneur, is known for his attention to detail and thinking outside the box. He is responsible for orchestrating El Clásico Miami – the first-ever match between archrivals FC Barcelona and Real Madrid C.F. in North America – which stands as the highest revenue grossing soccer match in U.S. history. When the Miami Open tennis tournament began to explore leaving its long-time home in Key Biscayne, Florida, Ross stepped in to propose hosting the tournament at Hard Rock Stadium, building a custom tennis complex that is now considered one of the best in professional tennis in terms of guest experience and player amenities. His appreciation of the aspirational culture of South Florida and its burgeoning arts scene led to the #ArtUnexpected partnership with Goldman Global Arts to transform the facility into a vibrant, monumental public art experience.


Ross is deeply committed to supporting and uniting the community that supports the Dolphins, offering tremendous support in the areas of education, health and youth football. Under his stewardship, the Dolphins have raised more than \$32.5 million for local cancer research through the Dolphins Cancer Challenge. In addition, Ross has been a major proponent of growing the game of football through the Junior Dolphins program. In 2019 alone, the program impacted more than 40,000 South Floridians with the goal of educating coaches, parents and youth on the health and safety of football with a strong emphasis on character development. In August 2019, Ross was inducted into the National Football Foundation Leadership Hall of Fame. The prestigious award recognizes the country's most influential individuals who have ascended to the highest levels of success and exhibited the critical leadership qualities that transcend ordinary enterprises. In June 2020, Ross and the Miami Dolphins Foundation announced a year-long Food Relief Program with a \$2 million investment that will raise an additional \$1 million by matching all dollars raised by the South Florida community and Dolphins fans worldwide for a potential \$4 million total impact. The initiative provides a minimum of 1,000 meals prepared by Centerplate, the team's food, beverage and retail partner, each weekday out of Hard Rock Stadium to families in need in Miami Gardens. On the weekends, the Dolphins work with area churches, local leadership, and community groups to purchase food from local restaurants to provide up to 1,000 meals to those dealing with food insecurity. The program generates jobs and revenue for the local restaurant industry, while employing guest services and security staff at the stadium that have been idled as a result of COVID-19-related event cancellations.

Furthermore, Ross has used his platform to harness the unifying power of sport to advance race relations across the country through the establishment of the nonprofit Ross Initiative in Sports for Equality (RISE). The organization's efforts have been so impactful that RISE was recognized in 2017 by ESPN's Humanitarian Awards with the Stuart Scott ENSPIRE Award. The award celebrates those who have taken risk and used an

innovative approach to help the disadvantaged through the power of sports. Ross' efforts through RISE were honored as they personify the ethos of fairness, ethics, respect and fellowship with others. This also connects to Ross' vision of the Dolphins' FOOTBALL UNITES™ program as a way to effectuate positive social change. Under his leadership, the Dolphins organization actively embraces the diversity and intersections that make up South Florida, uniting groups of different races, genders, sexual orientations, identities, abilities and faiths around the power of football. In February 2020, the Miami Dolphins were honored by the Fritz Pollard Alliance with the Paul J. Tagliabue Award for their leadership in advancing diversity.

In May 2013, Ross pledged to give more than half of his estate to philanthropic causes and charitable organizations, including South Florida-based institutions. The commitment was made through the Giving Pledge, a long-term global initiative created by Warren Buffett and Bill and Melinda Gates that aims to inspire deeper engagement in philanthropy and increase charitable giving globally.

Ross graduated from the University of Michigan with a Bachelor of Business Administration degree and from Wayne State University Law School with a Juris Doctor degree. He later received a Master of Laws in Taxation from New York University School of Law. In 2004, the University of Michigan renamed its business school the Stephen M. Ross School of Business at the University of Michigan and in 2011, the school awarded him an honorary Doctor of Laws degree at its commencement.



Chris Grier enters his 21st season with the Miami Dolphins and fifth as the club's general manager. Grier was appointed general manager on Jan. 4, 2016 after spending the previous nine years as the team's director of college scouting. As of Dec. 31, 2018, he oversees all football operations in an effort to build a championship-caliber football team. Prior to that, Grier oversaw the draft, both college and pro personnel departments and all scouting efforts.

Grier hired Head Coach Brian Flores in February 2019 and, along with Flores, immediately implemented new philosophies to building a championship-caliber team. Utilizing a value-based approach, the Dolphins rebuilt the roster with young players who were tough, disciplined and versatile. Grier also worked to accumulate future draft capital, which resulted in the Dolphins entering the 2020 NFL draft with 14 picks, including three in the first round and two in the second. The Dolphins also have two first-round picks and two second-round picks in 2021.

Despite all the turnover and the youngest roster in the NFL, the Dolphins steadily improved in 2019, winning five of their final nine games. First-round pick Christian Wilkins led all rookie defensive linemen with 56 tackles, the fifth-most by an NFL rookie defensive lineman since 2015.

Grier and his staff also uncovered several undrafted free agents in 2019. Wide receiver Preston Williams was tied for the NFL lead among rookies with 32 receptions at the time he suffered a season-ending injury. Cornerback Nik Needham had 11 passes defended, the second-most among all rookies that season. Running Back Patrick Laird finished the season with 204 receiving yards, second among NFL rookie running backs.

The 2018 draft saw Grier and his personnel department net several key contributors. Linebacker Jerome Baker was a third-round pick and finished his rookie season tied for 11th among NFL rookies in tackles (76). Baker quickly took on a leadership role and was elected a team captain in 2019, just his second season in the league. Kicker Jason Sanders, who was drafted in the seventh round, converted 18-of-20 field goal attempts (90.0 pct.) in 2018 for the fifth-best single-season field goal percentage in team history.

In 2017, the Dolphins finished the season with 10 rookies on the active roster and four more on injured reserve or non-football illness lists. Miami was one of just three teams to play eight rookies on defense and one of just six to have at least four rookies start games on defense. Six undrafted rookie free agents contributed to the team that season. Defensive tackle Davon Godchaux finished his rookie campaign fourth among all NFL defensive linemen with 40 tackles (26 solo), despite being a fifth-round pick.

In his first draft as general manager in 2016, Grier selected cornerback Xavier Howard in the second round. Howard tied for the NFL lead with seven interceptions in 2018, earning his first Pro Bowl selection and was named the Dan Marino Team MVP. Grier and his staff also selected offensive lineman Laremy Tunsil, who started 14 games as a rookie and became the first offensive lineman in franchise history to start at least one



The team also drafted running back Kenyan Drake and wide receiver Jakeem Grant in 2016, who became just the second rookie duo in team history to combine for a kickoff return and punt return for a touchdown in the same season. In 2018, Grant was one of just two NFL players to return two kicks (one punt and one kickoff) for touchdowns.

Grier helped turn more than half the roster over in 2016, as the team entered training camp with more than 45 new players acquired during the offseason. The results were a four-game improvement from the previous season, the fifth-best mark in the NFL. The Dolphins finished 10-6 with a playoff berth, the team's best record and first playoff appearance since 2008.

As the team's director of college scouting (2007-15), Grier was part of a front office that discovered numerous Pro Bowl players. During that time, the Dolphins drafted seven players that combined for 14 Pro Bowl selections with the team. The list includes tackle Jake Long (2008-10), defensive tackle Paul Soliai (2011), punter Brandon Fields (2013), center Mike Pouncey (2013-15), safety Reshad Jones (2015; 2017), wide receiver Jarvis Landry (2015-17) and running back Jay Ajayi (2016).

Grier also did a good job of finding value late in drafts. Jones was a fifth-round pick in 2010 and was named the team's co-MVP following the 2015 season after he became the first player in team history to record at least 100 tackles, four interceptions and two sacks in a season. Ajayi was also a fifth-round pick (2015) and became the fourth player in NFL history to rush for 200 yards in three games during the same season. Ajayi's 1,272 rushing yards in 2016 were third-most in Dolphins history.

Prior to being the team's director of college scouting, Grier served as an area scout with the club from 2000-02, before being promoted to national scout/assistant director of college scouting in 2003. Miami won the AFC East during his first season with the team.

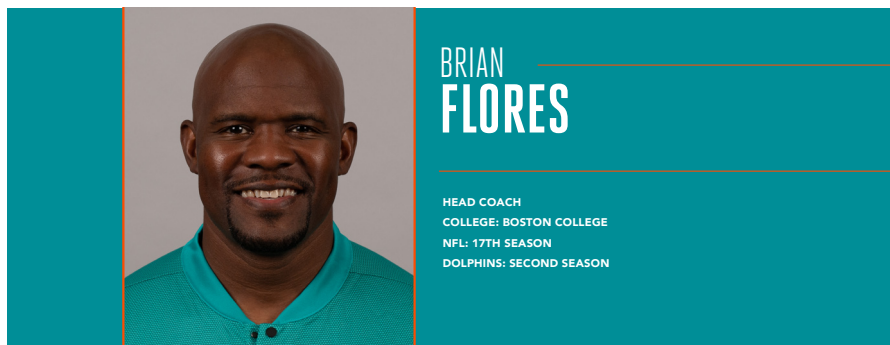
Grier started with the New England Patriots as an intern in 1994. He joined the club on a full-time basis the following year, and served as a regional scout until joining the Dolphins in 2000. In 1996, Grier was part of a New England staff that won the AFC Championship. He helped scout several players for a Patriots roster that went on to win Super Bowls XXXVI, XXXVIII and XXXIX.

Grier has worked with several of football's most successful coaches and executives throughout his career and that has helped shape his football philosophy. His father, Bobby Grier, is the former vice president of player personnel for the Patriots and recently retired as a senior personnel advisor with the Houston Texans. Chris has also worked with and learned under Pro Football Hall of Famer Bill Parcells, Patriots Head Coach Bill Belichick, Seattle Seahawks Head Coach Pete Carroll and University of Alabama Head Coach Nick Saban.

Grier attended the University of Massachusetts-Amherst where he majored in journalism and played football for two years before injuries ended his career. He spent his final two years there as an undergraduate assistant.

Chris' brother, Michael, played for the Edmonton Oilers, Washington Capitals, San Jose Sharks and Buffalo Sabres of the National Hockey League. He is currently an assistant coach for the New Jersey Devils.

A native of Holliston, Mass., Grier and his wife, Paige, have two sons, Landon and Jackson.



Brian Flores is in his second season as head coach of the Miami Dolphins. He was named the 13th head coach in team history on Feb. 4, 2019.

Flores has a wealth of leadership and experience, having coached all three phases of the game – offense, defense and special teams – and beginning his professional career as a scout. During his 16 years in the NFL, Flores has won four Super Bowls – XXXIX, XLIX, LI and LIII – and seven AFC championships.

Flores joined the Dolphins after spending 15 seasons with the New England Patriots organization, where he served in a variety of different roles. In his first season as Miami's head coach, Flores oversaw the youngest team in the NFL and made big strides in the second half of the 2019 season.

Flores began his NFL career in player personnel, joining the Patriots as a scouting assistant in 2004. He was promoted to pro scout in 2006.

Flores began his coaching career as a special teams assistant for New England from 2008-09.

In 2010, Flores served as an offensive assistant and also worked with special teams.



He spent his final eight seasons (2011-18) in New England coaching defense, first as a defensive assistant (2011), then as safeties coach (2012-2015), linebackers coach (2016-2017) and finally as the team's defensive play-caller and linebackers coach in 2018.

A two-year starter at linebacker for Boston College, Flores was part of four bowl-winning teams. He was named to the Big East All-Academic Team in 2003.

Flores is a native of Brooklyn, New York and attended Poly Prep, where he played running back and linebacker. He graduated from Boston College with his bachelor's degree in English and a master's degree in administrative studies.

Flores and his wife, Jennifer, were married in 2009. They have two sons, Miles and Maxwell, and a daughter, Liliana.

BRIAN FLORES' COACHING CAREER		
2008-18	New England Patriots	Coaching Assistant (2008-09) Offensive Assistant/Special Teams (2010) Defensive Assistant (2011) Safeties (2012-15) Linebackers (2016-18)
2019-present	Miami Dolphins	Head Coach



## 2020 MIAMI DOLPHINS OFFENSIVE AND STRENGTH & CONDITIONING COACHES



### **CHAN GALEY** **OFFENSIVE COORDINATOR**

Born January 5, 1952, Americus, Ga. Quarterback Florida 1971-73. No pro playing experience. College coach: Florida 1974-75, Troy 1976-78, Air Force 1979-82, Troy 1983-84 (head coach), Samford 1993 (head coach), Georgia Tech 2002-07 (head coach). Pro coach: Denver Broncos 1985-90, Birmingham Fire (WLAFF) 1991-92 (head coach), Pittsburgh Steelers 1994-97, Dallas Cowboys 1998-99 (head coach), Miami Dolphins 2000-01, Kansas City Chiefs 2008, Buffalo Bills 2010-12 (head coach), New York Jets 2015-16, re-joined Dolphins in 2020.



### **STEVE MARSHALL** **OFFENSIVE LINE**

Born June 20, 1956, Hartford, Conn. Guard/tight end Louisville 1976-78. No pro playing experience. College coach: Plymouth State 1979, Tennessee 1980-81, Marshall 1982-83, Louisville 1984, Murray State 1985-86, Virginia Tech 1987-92, Tennessee 1993-95, UCLA 1996, Texas A&M 1997, North Carolina 1998-99, Colorado 2000-01, California 2009-10, Colorado 2011-12, New Mexico State 2013. Pro coach: Houston Texans 2002-05, Cleveland Browns 2007-08, Green Bay Packers 2014, New York Jets 2015-17, Memphis Express (AAF) 2019, joined Dolphins in 2020.



### **ROBBY BROWN** **QUARTERBACKS**

Born July 15, 1980, Blairsville, Ga. Quarterback Georgia Military College 2002, Georgia Tech 2003-04. No pro playing experience. College coach: Troy 2005-06, Southwest Baptist 2007, Henderson State 2008, Valdosta State 2009-12, Northwestern State 2013, South Alabama 2014, West Virginia 2019. Pro coach: New York Jets 2015-18, joined Dolphins in 2020.



### **ERIC STUDEVILLE** **RUNNING BACKS**

Born May 29, 1967, Madison, Wisc. Defensive back Wisconsin Whitewater 1985-88. No pro playing experience. College coach: Wingate 1994, Kent State 1995-96. Pro coach: Chicago Bears 1997-2000, New York Giants 2001-03, Buffalo Bills 2004-2009, Denver Broncos 2010-17 (interim head coach, four games in 2010), joined Dolphins in 2018.



### **GEORGE GODSEY** **TIGHT ENDS**

Born Jan. 1, 1979, Tampa, Fla. Quarterback Georgia Tech 1998-2001. Pro quarterback Tampa Bay Storm (Arena League) 2003. College coach: Central Florida 2004-2010. Pro coach: New England Patriots 2011-13, Houston Texans 2014-16, Detroit Lions 2017-18, joined Dolphins in 2019.




### **DAVE PULOKA** **HEAD STRENGTH & CONDITIONING**

Born January 12, 1979, Arlington, Mass. Linebacker Holy Cross 1997-2000. No pro playing experience. College coach: Stevens Institute of Technology 2005, Virginia 2006. Pro coach: Atlanta Falcons 2007, joined Dolphins in 2008.



### **JOSH GRIZZARD** **WIDE RECEIVERS**

Born June 11, 1990, Zebulon, N.C. Defensive back Yale 2008-2011. No pro playing experience. College coach: Yale 2012, Duke 2013-16. Pro coach: Joined Dolphins in 2017.



### **JIM ARTHUR** **ASST. STRENGTH & CONDITIONING**

Born July 12, 1978, Cheshire, Conn. Attended Springfield (Mass.) College. No college or pro playing experience. College coach: Springfield College 2000, Louisiana Tech 2001, Boston College 2002. Pro coach: Buffalo Bills 2002-04, Chicago Bears 2005-15, joined Dolphins in 2016.



### **LEMUEL JEANPIERRE** **ASSISTANT OFFENSIVE LINE**

Born May 19, 1987, Orlando, Fla. Offensive lineman South Carolina 2007-10. Pro offensive lineman Seattle Seahawks 2011-15. Pro coach: Seattle Seahawks 2017, Oakland Raiders 2018-19, joined Dolphins in 2020.



## 2020 MIAMI DOLPHINS DEFENSIVE, SPECIAL TEAMS AND QUALITY CONTROL COACHES



### **JOSH BOYER** **DEFENSIVE COORDINATOR**

Born January 21, 1977, Heath, Ohio. Wide receiver/defensive back Muskingum College 1996-99. No pro playing experience. College coach: King's College (Pa.) 2000, Dayton 2001, Kent State 2002-03, Bryant University 2004, South Dakota School of Mines and Technology 2005. Pro coach: New England Patriots 2006-18, joined Dolphins in 2019.




### **DANNY CROSSMAN** **SPECIAL TEAMS COORDINATOR**

Born January 17, 1967, El Paso, Texas. Defensive back Kansas 1985, Pittsburgh 1987-89. Pro defensive back Washington Redskins 1990, Detroit Lions 1991-92. College coach: U.S. Coast Guard Academy 1993, Western Kentucky 1994-96, Central Florida 1997-98, Georgia Tech 1999-2001, Michigan State 2002. Pro coach: Carolina Panthers 2003-09, Detroit Lions 2010-12, Buffalo Bills 2013-18, joined Dolphins in 2019.



### **GERALD ALEXANDER** **DEFENSIVE BACKS**

Born June 28, 1984, Bellflower, Calif. Safety Boise State 2003-06. Pro safety Detroit Lions 2007-08, Jacksonville Jaguars 2009-10, Carolina Panthers 2010, Miami Dolphins 2011, New York Jets 2011. College coach: Arkansas State 2013, Washington 2014, Indiana State 2015, Montana State 2016, California 2017-19. Pro coach: Joined Dolphins in 2020.




### **ANTHONY CAMPANILE** **LINEBACKERS**

Born August 18, 1982. Linebacker/safety Rutgers 2001-04. No pro playing experience. College coach: Rutgers 2005, 2012-15, Boston College 2016-18, Michigan 2019. Pro coach: Joined Dolphins in 2020.




### **AUSTIN CLARK** **OUTSIDE LINEBACKERS**

Born August 3, 1990, Tampa, Fla. Defensive tackle California 2009-14. No pro playing experience. College coach: California, 2014-15, Southern California 2016-17, Illinois 2018-19. Pro coach: Joined Dolphins in 2020.



### **BRENDAN FARRELL** **ASSISTANT SPECIAL TEAMS**

Born April 8, 1978, Rochester N.Y. Linebacker/safety Notre Dame 1996-99. No pro playing experience. College coach: Wayne State 2002-03, Middle Tennessee State 2004-05, LSU 2006-08, Northwestern State 2009-12, Alabama 2013-18. Pro coach: Joined Dolphins in 2019.



### **MARION HOBBY** **DEFENSIVE LINE**

Born November 7, 1966, Birmingham, Ala. Defensive end Tennessee 1986-89. Pro defensive end New England Patriots 1990-92. College coach: Tennessee-Martin 1996, Louisiana-Lafayette 1996-97, Tennessee 1998, Mississippi 1999-2004, Duke 2008-2010, Clemson 2011-16. Pro coach: New Orleans Saints 2006-07, Jacksonville Jaguars 2017-18, joined Dolphins in 2019.




### **CURT KUNTZ** **ASSISTANT DEFENSIVE BACKS**

Born Dec. 19, 1976, McConnelsville, Ohio. No college or pro playing experience. College coach: Kent State 1999-2001. Pro coach: Joined Dolphins in 2020.



### **ROB LEONARD** **ASSISTANT DEFENSIVE LINE**

Born July 14, 1985, Moon Township, Pa. Linebacker Washington & Jefferson College 2004, North Carolina State 2005-08. No pro playing experience. College coach: North Carolina State 2010-12. Pro coach: New York Giants 2013-18, joined Dolphins in 2019.



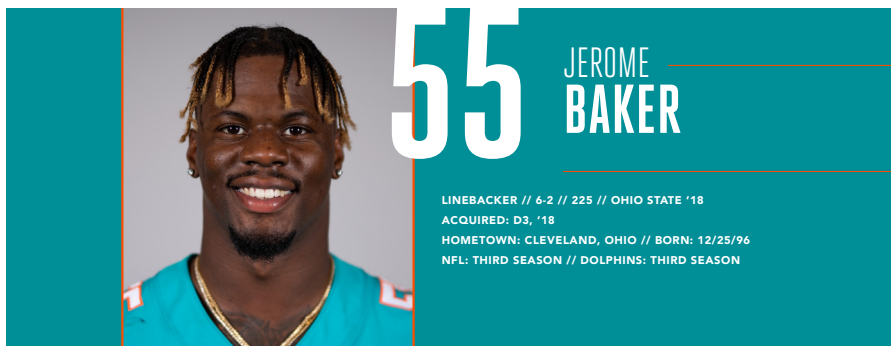
### **MIKE JUDGE** **QUALITY CONTROL**

Born April 10, 1983, Summit, N.J. Quarterback Springfield College 2001-04. No pro playing experience. College coach: Harvard 2007, Navy 2008-18. Pro coach: New England Patriots 2005-06, joined Dolphins in 2019.



### **KOLBY SMITH** **QUALITY CONTROL**

Born Dec. 15, 1984, Tallahassee, Fla. Running back Louisville 2003-06. Pro running back Kansas City Chiefs 2007-09, Denver Broncos 2010, Jacksonville Jaguars 2010. College coach: Arkansas 2012, Western Kentucky 2013, Louisville 2014-18, Rutgers 2019. Pro coach: Joined Dolphins in 2020.



## NFL CAREER

### TRANSACTIONS:

- 3rd-round pick (73rd overall) by Miami in the 2018 NFL draft.

### CAREER HIGHLIGHTS:

- Played in 32 career games with 26 starts.
- 200 tackles (130 solo), 4.5 sacks, 2 interceptions, 7 passes defended and 2 forced fumbles; 1 interception return for a TD.
- 1 punt return for 0 yards (0.0 avg.).
- 4 special teams tackles (2 solo).
- His 200 career tackles are 7th among his draft class – all 6 players ahead of him were drafted in front of him.

#### MOST CAREER TACKLES (2018 DRAFT CLASS)

PLAYER	TM	TOT	SOLO	ASST
1. Darius Leonard	Ind.	284	182	102
2. Fred Warner	SF	241	173	68
3. Tremaine Edmunds	Buf.	236	146	90
4. Roquan Smith	Chi.	221	154	67
5. Jessie Bates	Cin.	211	144	67
6. Leighton Vander Esch	Dal.	210	145	65
7. <b>JEROME BAKER</b>	<b>MIA.</b>	<b>200</b>	<b>130</b>	<b>70</b>
8. Terrell Edmunds	Pit.	178	123	55
9. Rashaan Evans	Ten.	164	102	62
10. Justin Reid	Hou.	159	121	38

- His 124 tackles in 2019 were 14th in the NFL.
- His 76 tackles in 2018 were 7th among rookie linebackers.

### 2019 (MIAMI):

- Played in 16 games with 15 starts.
- 124 tackles (74 solo), 1.5 sacks, 1 interception, 4 passes defended and 2 forced fumbles.
- 1 solo special teams tackle.
- His 124 tackles (74 solo) were 14th in the NFL and 1st among all players in the 2018 draft class.
- Served as a season-long team captain.

**AT INDIANAPOLIS (11/10):** 8 tackles (7 solo), 1 sack and 1 forced fumble.

- Strip-sacked QB Brian Hoyer on 2nd-and-13 in the 2nd quarter, moving the Colts out of field goal range.

**AT N.Y. GIANTS (12/15):** 12 tackles (6 solo), 1 interception and 1 pass defended.

- Intercepted QB Eli Manning in the 3rd quarter.

**VS. CINCINNATI (12/22):** 12 tackles (7 solo), 0.5

sacks and 1 pass defended.

- Sacked QB Andy Dalton on a 3rd-and-10 in the 1st quarter.

### 2018 (MIAMI):

- Played in all 16 games with 11 starts.
- 76 tackles (56 solo), 3 sacks, 1 interception and 3 passes defended; 1 interception return for a TD.
- 1 punt return for 0 yards (0.0 avg.).
- 3 special teams tackles (1 solo).
- His 76 tackles were 7th among rookie linebackers.

**AT CINCINNATI (10/7):** 6 solo tackles and 2 sacks; 1 assisted special teams tackle.

- Sacked QB Andy Dalton on third-and-10 for a loss of 9 yards in the 3rd quarter, forcing Cincinnati to punt.
- Sacked QB Andy Dalton again on third-and-1 for a loss of 10 yards in the 3rd quarter, holding Cincinnati to a field goal.
- The last Dolphins rookie to have two sacks in a game was DE Olivier Vernon on 10/14/12 vs. St. Louis, while the last rookie linebacker to do so for Miami was Derrick Rodgers on 10/12/97 at N.Y. Jets.

**VS. N.Y. JETS (11/4):** 5 tackles (4 solo), 1 interception and 1 pass defended.

- Intercepted QB Sam Darnold on 2nd-and-9 with 10:56 remaining in the 4th quarter and returned it 25 yards for a TD, extending Miami's lead to 13-3.

**AT BUFFALO (12/30):** 6 solo tackles and 1 sack.

- Sacked QB Josh Allen on 1st-and-10 for a loss of 9 yards in the 1st quarter.

## BEFORE THE NFL

### COLLEGE (OHIO STATE):

- 3-year letterman (2015-17) and 2-year starter.

**CAREER:** Played in 33 games with 25 starts; 158 tackles (90 solo), 7 sacks, 2 interceptions, 5 passes defended, 1 forced fumble and 3 fumble recoveries.

**JUNIOR (2017):** Started 13 games; 72 tackles (42 solo), 3.5 sacks, 3 passes defended, 1 forced fumble and 2 fumble recoveries.

- Honorable mention All-Big Ten.

**SOPHOMORE (2016):** Played in all 13 games with 12 starts; 83 tackles (45 solo), 3.5 sacks, 2 interceptions, 2 passes defended and 1 fumble recovery.

- Honorable mention All-Big Ten.
- His 83 tackles were second on the team behind fellow Dolphins LB Raekwon McMillan.

**TRUE FRESHMAN (2015):** Played in 7 games; 3 solo tackles.

**HIGH SCHOOL (BENEDICTINE HS – CLEVELAND, OHIO)**

**SENIOR (2014):**

- Helped his school win the state championship.
- 1st-team all-state.
- Co-defensive player of the year in Ohio.

**OFF THE FIELD**

**COMMUNITY:**

- In 2019, served as the player ambassador for Florida Fuel Up to Play 60 initiative encouraging access and consumption of proper nutrition and physical activity for local youth.

**JEROME BAKER'S NFL REGULAR SEASON STATS**

YEAR	TEAM	GP	GS	TACKLES			SK	YDS	INTERCEPTIONS					FUMBLES	
				TOT	SOLO	ASST			INT	YDS	LG	TD	PD	FF	FR
2018	MIAMI	16	11	76	56	20	3.0	28.0	1	25	25	1	3	0	0
2019	MIAMI	16	15	124	74	50	1.5	13.0	1	34	34	0	4	2	0
NFL TOTALS		32	26	200	130	70	4.5	41.0	2	59	34	1	7	2	0

**ADDITIONAL STATS**

**Defensive Touchdowns:** 25-yard interception return vs. N.Y. Jets (11/4/18).

**Special Teams Tackles:** 3 in 2018, 1 in 2019 for total of 4.

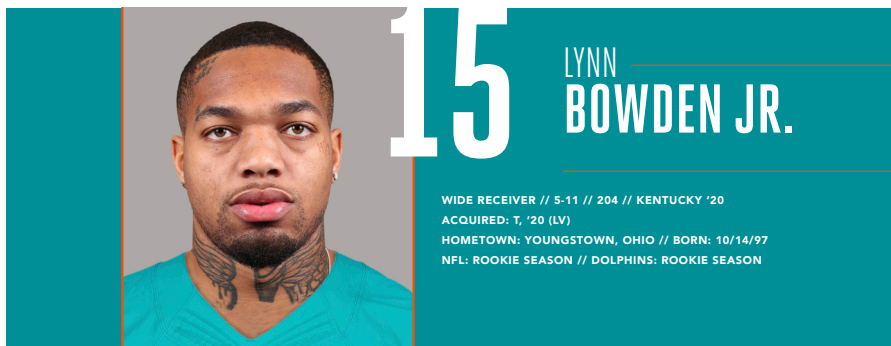
- In 2018, participated in a police ride along through Football Unites.
- Joined the Microsoft Digital Skills All-Star program in 2018.
- Started the “Expand the Land” foundation in 2018.

**PERSONAL:**

- **MAJOR:** Criminology.

**SINGLE-GAME CAREER HIGHS**

<b>Tackles:</b>	12	Twice, last: vs. Cincinnati, 12/22/19
<b>Sacks:</b>	2	at Cincinnati, 10/7/18
<b>Interceptions:</b>	1	Twice, last: at N.Y. Giants, 12/15/19
<b>Passed Defensed:</b>	1	7 times, last: vs. Cincinnati, 12/22/19
<b>Forced Fumbles:</b>	1	at New England, 12/29/19



## NFL CAREER

### TRANSACTIONS:

- Traded from Las Vegas to Miami on Sept. 5, 2020.
- 3rd-round pick (80th overall) by Las Vegas in the 2020 NFL draft.

## BEFORE THE NFL

### COLLEGE (KENTUCKY):

- 3-year letterman (2017-19) and 2-year starter.

**CAREER:** Played in all 39 games with 25 starts; 38-of-79 passing (48.1 pct.) for 495 yards (6.3 avg.) and 3 TDs; 206 carries for 1,530 yards (7.4 avg.) and 13 TDs; 114 receptions for 1,303 yards (11.4 avg.) and 6 TDs; 71 kickoff returns for 1,628 yards (22.9 avg.); 9 punt returns for 199 yards (22.1 avg.) and 2 TDs.

- His 114 career receptions ranked 13th in school history.
- His 1,303 career receiving yards ranked 18th in school history.
- His 4,660 career all-purpose yards ranked 5th in school history.
- Became the 10th player in school history to reach 4,000 all-purpose yards.
- Became the 38th player in school history to reach 1,000 career rushing yards.

**JUNIOR (2019):** Started all 13 games; 35-of-74 passing (47.3 avg.) and 3 TDs; 185 carries for 1,468 yards (7.9 avg.) and 13 TDs; 30 receptions for 348 yards (11.6 avg.) and 1 TD; 9 kickoff returns for 220 yards (24.4 avg.); 4 punt returns for 53 yards (13.3 avg.).

- His 1,369 rushing yards in his 8 games at QB were a school record for rushing yards in a season by a QB.
- Became the only player in FBS to lead his team in both rushing and receiving yards.
- 1st-team All-American.

- 1st-team All-SEC.
- Paul Hornung Award for nation's most versatile player.
- Voted a team captain.

**SOPHOMORE (2018):** Played in all 13 games with 12 starts; 0-of-1 passing; 9 carries for 25 yards (2.8 avg.); 67 receptions for 745 yards (11.1 avg.) and 5 TDs; 25 kickoff returns for 539 yards (21.6 avg.); 5 punt returns for 146 yards (29.2 avg.) and 2 TDs.

- His 67 receptions, 745 receiving yards and 5 TD receptions led the team.
- His 67 receptions were a school record by a sophomore.
- 2nd-team All-SEC.
- All-Bowl Team.

**TRUE FRESHMAN (2017):** Played in all 13 games; 3-of-4 passing for 92 yards (75.0 avg.); 12 carries for 37 yards (3.1 avg.); 17 receptions for 210 yards (12.4 avg.); 37 kickoff returns for 869 yards (23.5 avg.).

- All-SEC Freshman Team.

## HIGH SCHOOL (WARREN G. HARDING HS - WARREN, OHIO)

- Also lettered in basketball.
- Finished his career as the state's 6th all-time rusher with 7,387 yards.

**SENIOR (2016):** 1,366 passing yards, 2,277 rushing yards and 57 TDs.

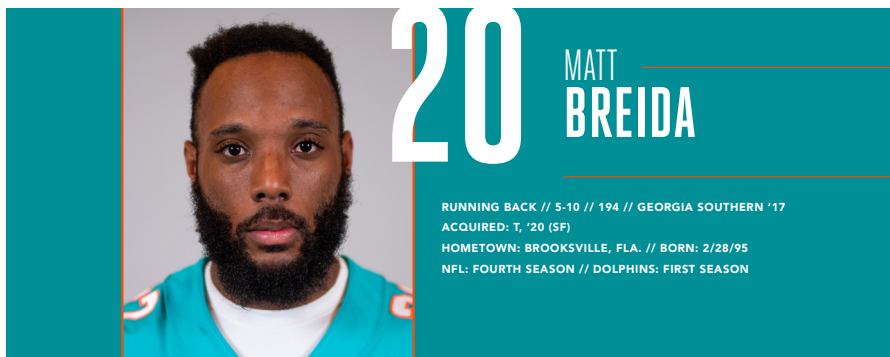
- Division II Offensive Player of the Year.
- County Player of the Year.
- Mr. Football runner-up.

## OFF THE FIELD

### PERSONAL:

- Last name is pronounced BO-den.
- **MAJOR:** Community and leadership development.





## NFL CAREER

### TRANSACTIONS:

- Traded from San Francisco to Miami on April 25, 2020.
- Signed by San Francisco as an undrafted college free agent on May 4, 2017.

### CAREER HIGHLIGHTS:

- Played in 43 games with 18 starts.
- 381 carries for 1,902 yards (5.0 avg.) and 6 TDs.
- 67 receptions for 561 yards (8.4 avg.) and 4 TDs.
- 5 kickoff returns for 83 yards (16.6 avg.).
- 1 solo special teams tackle.
- His 5.07 rushing average in 2019 ranked 5th among NFL running backs (min. 100 attempts).

#### NFL RUSHING LEADERS IN 2019 (RUNNING BACKS)

PLAYER	TEAM	ATT	YDS	AVG
1. Raheem Mostert	San Francisco	137	772	5.64
2. Gus Edwards	Baltimore	133	711	5.35
3. Devin Singletary	Buffalo	151	775	5.13
4. Derrick Henry	Tennessee	303	1,540	5.08
5. <b>MATT BREIDA</b>	<b>SAN FRANCISCO</b>	<b>123</b>	<b>623</b>	<b>5.07</b>

- Tied for 3rd in 49ers history in career rushing average.

#### HIGHEST RUSHING AVERAGE IN 49ERS HISTORY

PLAYER	YEARS	ATT	YDS	AVG
1. Colin Kaepernick	2011-16	375	2,300	6.13
2. Steve Young	1985-99	608	3,581	5.89
3. <b>MATT BREIDA</b>	<b>2017-19</b>	<b>381</b>	<b>1,902</b>	<b>4.99</b>
Wendell Tyler	1977-86	624	3,112	4.99
5. Joe Perry	1950-60, 1963	1,475	7,344	4.98

- His 5.0 career rushing average by a RB was the highest in 49ers history (min. 300 attempts).

### 2019 (SAN FRANCISCO):

- Played in 13 games with 5 starts.
- Inactive for 3 games.
- 123 carries for 623 yards (5.1 avg.) and 1 TD.
- 19 receptions for 120 yards (6.3 avg.) and 1 TD.
- His 5.07 rushing average in 2019 ranked 5th among NFL running backs.

**AT CINCINNATI (9/15):** 12 carries for 121 yards (10.1 avg.); 1 reception for 11 yards (11.0 avg.).

**VS. CLEVELAND (10/7):** 11 carries for 114 yards (10.4 avg.) and 1 TD; 3 receptions for 15 yards (5.0 avg.) and 1 TD.

- Scored on an 83-yard TD run on San Francisco's 1st

offensive possession of the game.

- Caught a 5-yard TD pass from QB Jimmy Garoppolo in the 1st quarter.

**AT ARIZONA (10/31):** 15 carries for 78 yards (5.2 avg.); 2 receptions for 14 yards (7.0 avg.).

### POSTSEASON

**AFC DIVISIONAL VS. MINNESOTA (1/11):** 8 carries for 17 yards (2.1 avg.).

**AFC CHAMPIONSHIP VS. GREEN BAY (1/19):** 1 carry for 2 yards.

**SUPER BOWL LIV VS. KANSAS CITY (2/2):** Played but did not record any stats.

### 2018 (SAN FRANCISCO):

- Played in 14 games with 13 starts.
- Inactive for 1 game.
- Missed the final game of the season after being placed on injured reserve on Dec. 29.
- 153 carries for 814 yards (5.3 avg.) and 3 TDs.
- 27 receptions for 261 yards (9.7 avg.) and 2 TDs.

**VS. DETROIT (9/16):** 11 carries for 138 yards (12.6 avg.) and 1 TD; 3 receptions for 21 yards (7.0 avg.).

- Scored on a 66-yard TD run in the 3rd quarter.
- Made his 1st NFL start.

**VS. N.Y. GIANTS (11/12):** 17 carries for 101 yards and 1 TD; 3 receptions for 31 yards (10.3 avg.) and 1 TD.

- Scored on a 3-yard TD run in the 2nd quarter.
- Caught an 11-yard TD pass from QB Nick Mullens in the 3rd quarter.

**AT TAMPA BAY (11/25):** 14 carries for 106 yards (7.6 avg.); 3 receptions for 34 yards (11.3 avg.).

### 2017 (SAN FRANCISCO):

- Played in all 16 games.
- 105 carries for 465 yards (4.4 avg.) and 2 TDs.
- 21 receptions for 180 yards (8.6 avg.) and 1 TD.
- 5 kickoff returns for 83 yards (16.6 avg.).

**VS. CAROLINA (9/10):** 4 carries for 11 yards (2.8 avg.).

- Made his NFL debut.

**VS. N.Y. GIANTS (11/12):** 9 carries for 55 yards (6.1 avg.) and 1 TD; 1 reception for 3 yards.

- Scored his 1st career rushing TD on a 33-yard run in the 4th quarter to extend San Francisco's lead to 30-13.

**VS. JACKSONVILLE (12/24):** 11 carries for 74 yards (6.8 avg.) and 1 TD; 1 reception for 8 yards.

- Scored on a 30-yard run with 1:24 remaining in the 4th quarter to extend San Francisco's lead to 44-33.

## BEFORE THE NFL

### COLLEGE (GEORGIA SOUTHERN):

- 4-year letterman (2013-16) and 3-year starter.

**CAREER:** Played in all 48 games with 36 starts; 543 carries for 3,754 yards (6.9 avg.) and 37 TDs; 22 receptions for 156 yards (7.1 avg.) and 3 TDs; 18 kickoff returns for 358 yards (19.9 avg.).

- Finished his career with 3,754 rushing yards, which were 6th in school history.

**SENIOR (2016):** Played in all 12 games with 11 starts; 168 carries for 646 yards (3.9 avg.) and 3 TDs; 11 receptions for 53 yards (4.8 avg.) and 2 TDs; 3 kickoff returns for 68 yards (22.7 avg.).

**JUNIOR (2015):** Started all 13 games; 203 carries for 1,608 yards (7.9 avg.) and 17 TDs; 3 receptions for 6 yards (2.0 avg.).

- 1st-team All-Sun Belt.
- His 7.9 yards per carry led the nation (min. 120 attempts).
- His 1,608 rushing yards ranked 10th in FBS.

**SOPHOMORE (2014):** Started all 12 games; 171 carries for 1,485 yards (8.7 avg.) and 17 TDs; 8 receptions for 97 yards (12.1 avg.) and 1 TD; 2 kickoff returns for 24 yards (12.0 avg.).

- 1st-team All-Sun Belt.
- Sun Belt Offensive Player of the Year.

- His 8.7 yards per carry led the nation (min. 120 attempts).

- His 1,485 rushing yards led the conference.

**TRUE FRESHMAN (2013):** Played in all 11 games; 1 carry for 15 yards (15.0 avg.); 13 kickoff returns for 266 yards (20.5 avg.).

### HIGH SCHOOL (NATURE COAST TECHNICAL HS - BROOKSVILLE, FLA.)

- Also lettered in track and field.

**SENIOR (2012):** 201 carries for 1,399 yards (7.0 avg.) and 17 TDs.

- 1st-team all-district.
- 1st-team all-county.
- District Player of the Year.
- All-Hernando County Offensive Player of the Year.

**JUNIOR (2011):**

- 1st-team all-district.
- 1st-team all-county.

## OFF THE FIELD

### PERSONAL:

- **PRONUNCIATION:** Last name is pronounced BREE-duh.
- **MAJOR:** Accounting.

### MATT BREIDA'S NFL REGULAR SEASON STATS

YEAR	TEAM	GP	GS	RUSHING				RECEIVING			
				ATT	YDS	AVG	LG	TD	REC	YDS	AVG
2017	SAN FRANCISCO	16	0	105	465	4.4	33t	2	21	180	8.6
2018	SAN FRANCISCO	14	13	153	814	5.3	66t	3	27	261	9.7
2019	SAN FRANCISCO	13	5	123	623	5.1	83t	1	19	120	6.3
NFL TOTALS		43	18	381	1902	5.0	83t	6	67	561	8.4

### MATT BREIDA'S NFL REGULAR SEASON RETURNING STATS

YEAR	TEAM	KICKOFF RETURN				PUNT RETURN			
		KR	YDS	AVG	LG	PR	FC	YDS	AVG
2017	SAN FRANCISCO	5	83	16.6	28	0	0	0	0.0
2018	SAN FRANCISCO	0	0	0.0	-	0	0	0	0.0
2019	SAN FRANCISCO	0	0	0.0	-	0	0	0	0.0
NFL TOTALS		5	83	16.6	28	0	0	0	0.0

### MATT BREIDA'S PLAYOFF STATS

YEAR	TEAM	GP	GS	RUSHING				RECEIVING			
				ATT	YDS	AVG	LG	TD	REC	YDS	AVG
2019	SAN FRANCISCO	3	1	9	19	2.1	6	0	0	0	0.0
NFL TOTALS		3	1	9	19	2.1	6	0	0	0	0.0

### ADDITIONAL STATS

**Special Teams Tackles:** 1 in 2019.

**Miscellaneous Tackles:** 1 in 2018 (P-1).

**Miscellaneous Fumble Recoveries:** 1 in 2017, 2 in 2018 for total of 3.

### SINGLE-GAME CAREER HIGHS

<b>Rushes:</b>	17	Twice, last: vs. Seattle, 12/16/18
<b>Rushing Yards:</b>	138	vs. Detroit, 9/16/18
<b>Longest Rush:</b>	83t	vs. Cleveland, 10/7/19
<b>Rushing TDs:</b>	1	6 times, last: vs. Cleveland, 10/7/19
<b>Receptions:</b>	5	vs. Seattle, 12/16/18
<b>Receiving Yards:</b>	51	at Seattle, 12/2/18
<b>Longest Reception:</b>	32	at L.A. Rams, 12/31/17
<b>Receiving TDs:</b>	1	4 times, last: vs. Cleveland, 10/7/19

## 100-YARD RUSHING GAMES (5)

DATE	OPPONENT	ATT	YDS	AVG	LG	TD
9/16/18	DETROIT	11	138	12.5	1	66t
11/12/18	N.Y. GIANTS	17	101	5.9	1	23
11/25/18	at Tampa Bay	14	106	7.6	0	33
9/15/19	at Cincinnati	12	121	10.1	0	34
10/7/19	CLEVELAND	11	114	10.4	1	83t

## 2017 GAME-BY-GAME STATS (SAN FRANCISCO)

DATE	OPPONENT	P/S	ATT	YDS	AVG	LG	TD
09/10	CAROLINA	1/0	4	11	2.8	5	0
09/17	at Seattle	1/0	4	35	8.8	13	0
09/21	L.A. RAMS	1/0	3	9	3.0	10	0
10/01	at Arizona	1/0	9	16	1.8	8	0
10/08	at Indianapolis	1/0	10	49	4.9	14	0
10/15	at Washington	1/0	4	21	5.3	10	0
10/22	DALLAS	1/0	3	5	1.7	5	0
10/29	at Philadelphia	1/0	5	17	3.4	9	0
11/05	ARIZONA	1/0	1	1	1.0	1	0
11/12	N.Y. GIANTS	1/0	9	55	6.1	33t	1
11/26	SEATTLE	1/0	1	12	12.0	12	0
12/03	at Chicago	1/0	12	45	3.8	8	0
12/10	at Houston	1/0	12	27	2.3	6	0
12/17	TENNESSEE	1/0	5	16	3.2	6	0
12/24	JACKSONVILLE	1/0	11	74	6.7	30t	1
12/31	at L.A. Rams	1/0	12	72	6.0	15	0
<b>2017 TOTALS</b>		<b>16/0</b>	<b>105</b>	<b>465</b>	<b>4.4</b>	<b>33t</b>	<b>2</b>

## 2018 GAME-BY-GAME STATS (SAN FRANCISCO)

DATE	OPPONENT	P/S	ATT	YDS	AVG	LG	TD
09/09	at Minnesota	1/0	11	46	4.2	11	0
09/16	DETROIT	1/1	11	138	12.6	66t	1
09/23	at Kansas City	1/1	10	90	9.0	26	0
09/30	at L.A. Chargers	1/1	9	39	4.3	12	0
10/07	ARIZONA	1/1	8	56	7.0	17	0
10/15	at Green Bay	1/1	14	61	4.4	13	1
10/21	L.A. RAMS	1/1	5	15	3.0	7	0
10/28	at Arizona	1/1	16	42	2.6	10	0
11/01	OAKLAND	1/1	12	44	3.7	18	0
11/12	N.Y. GIANTS	1/1	17	101	5.9	23	1
11/25	at Tampa Bay	1/1	14	106	7.6	33	0
12/02	at Seattle	1/1	5	6	1.2	3	0
12/09	DENVER		INACTIVE				
12/16	SEATTLE	1/1	17	50	2.9	8	0
12/23	CHICAGO	1/1	4	20	5.0	11	0
12/30	at L.A. Rams		INJURED RESERVE				
<b>2018 TOTALS</b>		<b>14/13</b>	<b>153</b>	<b>814</b>	<b>5.3</b>	<b>66t</b>	<b>3</b>

## 2019 GAME-BY-GAME STATS (SAN FRANCISCO)

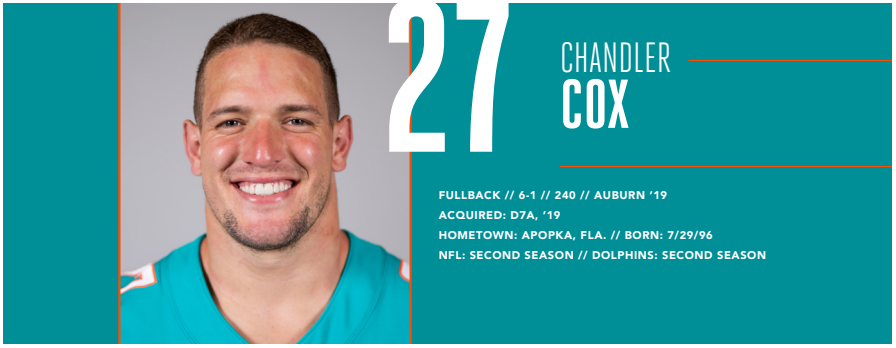
DATE	OPPONENT	P/S	ATT	YDS	AVG	LG	TD
09/08	at Tampa Bay	1/0	15	37	2.5	13	0
09/15	at Cincinnati	1/1	12	121	10.1	34	0
09/22	PITTSBURGH	1/1	14	68	4.9	10	0
10/07	CLEVELAND	1/1	11	114	10.4	83t	1
10/13	at L.A. Rams	1/0	13	36	2.8	9	0
10/20	at Washington	1/1	8	35	4.4	11	0
10/27	CAROLINA	1/1	11	35	3.2	17	0
10/31	at Arizona	1/0	15	78	5.2	31	0
11/11	SEATTLE	1/0	10	18	1.8	7	0
11/17	ARIZONA		INACTIVE				
11/24	GREEN BAY		INACTIVE				
12/01	at Baltimore		INACTIVE				
12/08	at New Orleans	1/0	6	54	9.0	28	0
12/15	ATLANTA	1/0	4	11	2.8	9	0
12/21	L.A. RAMS	1/0	0	0	0.0	-	0
12/29	at Seattle	1/0	4	16	4.0	9	0
<b>2019 TOTALS</b>		<b>13/5</b>	<b>123</b>	<b>623</b>	<b>5.1</b>	<b>83t</b>	<b>1</b>

DATE	OPPONENT	P/S	ATT	YDS	AVG	LG	TD
1/11	MINNESOTA*	1/1	8	17	2.1	6	0
1/19	GREEN BAY**	1/0	1	2	2.0	2	0
2/2	KANSAS CITY***	1/0	0	0	0.0	-	0
<b>PLAYOFF TOTALS</b>		<b>3/1</b>	<b>9</b>	<b>19</b>	<b>2.1</b>	<b>6</b>	<b>0</b>

\* NFC Divisional game

\*\* NFC Championship

\*\*\* Super Bowl LIV



NFL CAREER

TRANSACTIONS:

- 7th-round pick (233rd overall) by Miami in the 2019 NFL draft.

CAREER HIGHLIGHTS:

- Played in 13 career games with 3 starts.

2019 (MIAMI):

- Played in 13 games with 3 starts.
- Inactive for 3 games.

**VS. BALTIMORE (9/8):** Started but did not record any stats.

- Made his NFL debut and 1st start.

**AT PITTSBURGH (10/28):** Started but did not record any stats.

**VS. BUFFALO (11/17):** Started but did not record any stats.

BEFORE THE NFL

COLLEGE (AUBURN):

- 4-year starter (2015-18).

**CAREER:** Played in 52 games with 41 starts; 11 carries for 18 yards (1.6 avg.) and 3 TDs; 26 receptions for 237 yards (9.1 avg.) and 1 TD; 1 kickoff return for 18 yards; 1-of-2 passing (50.0 pct.) for -3 yards.

**SENIOR (2018):** Played in all 13 games with 11 starts; 3 carries for 3 yards (1.0 avg.) and 2 TDs; 11 receptions for 93 yards (8.5 avg.) and 1 TD; 1 kickoff return for 18 yards.

**JUNIOR (2017):** Played in all 14 games with 11

starts; 1 carry for 0 yards; 8 receptions for 78 yards (9.8 avg.).

**SOPHOMORE (2016):** Played in 12 games with 9 starts; 7 carries for 15 yards (2.1 avg.) and 1 TD; 4 receptions for 41 yards (10.3 avg.); 1-of-2 passing (50.0 pct.) for -3 yards.

**TRUE FRESHMAN (2015):** Played in all 13 games with 10 starts; 3 receptions for 25 yards (8.3 avg.).

HIGH SCHOOL (APOPKA HS – APOPKA, FLA.)

- Played quarterback and running back.

**CAREER:** Nearly 3,000 total yards.

- Combined for 21 rushing TDs and 15 passing TDs in junior and senior seasons.

SENIOR (2014):

- Helped lead team to state championship.

OFF THE FIELD

COMMUNITY:

- In 2019, collaborated with fellow Dolphins rookies and Neighbors4Neighbors to sponsor four South Florida families with holiday gifts and game tickets.
- Joined Big Brothers Big Sisters of Miami mentees and local law enforcement at Publix for the Dolphins Kids Cook-Off.
- Volunteered to take local elementary students Halloween costume shopping in Aventura.

PERSONAL:

- **MAJOR:** Interdepartmental studies.

CHANDLER COX'S NFL REGULAR SEASON STATS

YEAR	TEAM	GP	GS	RUSHING					RECEIVING				
				ATT	YDS	AVG	LG	TD	REC	YDS	AVG	LG	TD
2019	MIAMI	13	3	0	0	0.0	0	0	0	0	0.0	0	0
NFL TOTALS		13	3	0	0	0.0	0	0	0	0	0.0	0	0



# 70

## JULIÁN DAVENPORT

TACKLE // 6-7 // 313 // BUCKNELL '17

ACQUIRED: T, '19 (HOU.)

HOMETOWN: PAULSBORO, N.J. // BORN: 1/9/95

NFL: FOURTH SEASON // DOLPHINS: SECOND SEASON

### NFL CAREER

#### TRANSACTIONS:

- Traded from Houston to Miami on Sept. 1, 2019.
- 4th-round pick (130th overall) by Houston in the 2017 NFL draft.

#### CAREER HIGHLIGHTS:

- Played in 35 games with 27 starts.

#### 2019 (HOUSTON/MIAMI):

- Started 8 games – 1 at right tackle and 7 at left tackle – with Miami.
- Activated from injured reserve on Nov. 16.
- Missed 8 games after being placed on injured reserve on Sept. 13.
- Spent the offseason and training camp with Houston before being traded to Miami.

**VS. BALTIMORE (9/8):** Started at right tackle.

- Made his Dolphins debut.

**VS. CINCINNATI (12/22):** Started at left tackle.

**AT NEW ENGLAND (12/29):** Started at left tackle.

#### 2018 (HOUSTON):

- Played in all 16 games with 15 starts – 13 at left tackle and 2 at right tackle.

**AT NEW ENGLAND (9/9):** Started at left tackle.

- Blocked for a rushing attack that recorded 167 yards, the 2nd-most in team history in a season opener.

**VS. TENNESSEE (11/26):** Started at left tackle.

- Blocked for a rushing attack that recorded a franchise-record 281 rushing yards.

#### POSTSEASON:

**AFC WILD CARD VS. INDIANAPOLIS (1/5):** Started at left tackle.

#### 2017 (HOUSTON):

- Played in 11 games with 4 starts – 3 at left tackle and 1 as an extra tackle.
- Inactive for 5 games.

**AT CINCINNATI (9/14):** Started as an extra tackle.

- Made his 1st start in his NFL debut.

### BEFORE THE NFL

#### COLLEGE (BUCKNELL):

- 4-year starter (2013-16).

**CAREER:** Started all 44 games at left tackle.

**SENIOR (2016):** Started all 11 games at left tackle.

- 1st-team FCS All-American.
- 1st-team All-Patriot League.
- Team captain.

**JUNIOR (2015):** Started all 11 games at left tackle.

- 2nd-team FCS All-American.
- 1st-team All-Patriot League.
- Team captain.

**SOPHOMORE (2014):** Started all 11 games at left tackle.

- 1st-team All-Patriot League.

**TRUE FRESHMAN (2013):** Started all 11 games at left tackle.

- 2nd-team All-Patriot League.

#### HIGH SCHOOL (PAULSBORO HS – PAULSBORO, N.J.)

- Also lettered in basketball and earned all-conference honors.

**SENIOR (2012):**

- All-conference.
- All-South Jersey.
- Team captain.

### OFF THE FIELD

#### COMMUNITY:

- In 2019, participated in a police ride along with the North Miami Police Athletic League through Football Unites.

#### PERSONAL:

- Cousin, Michael Kidd-Gilchrist, plays in the NBA and was a member of Kentucky's 2012 national championship team.
- **PRONUNCIATION:** First name is pronounced joo-lee-OWN.
- **MAJOR:** Political science.

### JULIÉN DAVENPORT'S NFL REGULAR SEASON STATS

**GAMES/STARTS:** (Houston) 2017: 11/4, 2018: 16/15, (Miami) 2019: 8/8

**NFL TOTALS:** 35/27

### JULIÉN DAVENPORT'S NFL PLAYOFF STATS

**GAMES/STARTS:** (Houston) 2018: 1/1

**PLAYOFF TOTALS:** 1/1

### ADDITIONAL STATS

**Miscellaneous Tackles:** (Miami) 1 in 2019.





# JESSE DAVIS

GUARD/TACKLE // 6-6 // 310 // IDAHO '15  
 ACQUIRED: FA, '16  
 HOMETOWN: ASOTIN, WASH. // BORN: 9/15/91  
 NFL: FOURTH SEASON // DOLPHINS: FOURTH SEASON

## NFL CAREER

### TRANSACTIONS:

- Signed by Miami on Jan. 10, 2017.
- Signed to Miami's practice squad on Nov. 22, 2016.
- Released from the N.Y. Jets practice squad on Nov. 15, 2016.
- Signed to the N.Y. Jets practice squad on Nov. 1, 2016.
- Waived by the N.Y. Jets on Aug. 28, 2016.
- Signed by the N.Y. Jets on Jan. 11, 2016.
- Waived by Seattle on Aug. 31, 2015.
- Signed by Seattle as an undrafted college free agent on May 2, 2015.

### CAREER HIGHLIGHTS:

- Played in 47 career games with 41 starts.
- Is only the third player in team history to start games at four different offensive line positions (RT, RG, LG and LT). Jeff Dellenbach started at all five positions while Nate Garner started at LG, C, RG and RT.
- Was the team's only player to participate in all 920 offensive snaps in 2018.
- Became 1 of 5 players in Dolphins history to start at 3 positions on the offensive line in a season (2017) and the only 1st-year player to do so.

### 2019 (MIAMI):

- Started 15 games – 3 at left tackle and 12 at right tackle.
- Inactive for 1 game.

**AT N.Y. GIANTS (12/15):** Started at right tackle.

**VS. CINCINNATI (12/22):** Started at right tackle.

**AT NEW ENGLAND (12/29):** Started at right tackle.

### 2018 (MIAMI):

- Started all 16 games.
- Was the team's only player to participate in all 920 offensive snaps.

**VS. OAKLAND (9/23):** Started at right guard.

- Protected QB Ryan Tannehill, who completed 17-of-23 passes (73.9 pct.) for 289 yards and 3 TDs.
- Played 1 defensive snap.

**VS. CHICAGO (10/14):** Started at right guard.

- Protected QB Brock Osweiler, who completed 28-of-44 passes (63.6 pct.) for 380 yards and 3 TDs.

- Blocked for a running game that had 31 carries for 161 yards (5.2 avg.).

**VS. NEW ENGLAND (12/9):** Started at right guard.

- Protected QB Ryan Tannehill, who completed 14-of-19 passes (73.7 pct.) for 265 yards and 3 TDs.
- Blocked for a running game that had 21 carries for 189 yards (9.0 avg.) and 2 TDs.

### 2017 (MIAMI):

- Played in all 16 games with 10 starts.
- Started 6 games at right guard, 2 at left guard and 2 at right tackle.
- Became 1 of 5 players in Dolphins history to start at 3 positions on the offensive line in a season and the only 1st-year player to do so.

**AT L.A. CHARGERS (9/17):** Played 22 snaps at left guard.

- Made NFL debut.

**AT BALTIMORE (10/26):** Started at left guard.

- Made first NFL start.

**VS. DENVER (12/3):** Started at right guard.

- Blocked for RB Kenyan Drake, who rushed 23 times for 120 yards (5.2 avg.) and 1 TD.
- It was the 1st 100-yard rushing game of Drake's career.

### 2016 (MIAMI/N.Y. JETS):

- Spent the season on Miami and the N.Y. Jets practice squads.
- Went to training camp with the N.Y. Jets.

### 2015 (SEATTLE):

- Went to training camp with Seattle.

## BEFORE THE NFL

### COLLEGE (IDAHO):

- 4-year letterman (2011-14) and 3-year starter.

**CAREER:** Played in 39 games with 27 starts.

- Spent first two seasons playing defense and totaled 22 tackles (10 solo), 2 passes defended and 1 fumble recovery.
- Moved from defensive tackle to offensive tackle after his sophomore season (2012).

**SENIOR (2014):** Played in all 11 games with 9 starts at quick tackle.

**JUNIOR (2013):** Started 5 games at strong tackle.

- Moved from defensive tackle to offensive tackle during the spring.

**SOPHOMORE (2012):** Started all 12 games at defensive tackle; 13 tackles (7 solo), 1 pass defended and 1 fumble recovery.

- Led the team with 5 quarterback hurries.

**REDSHIRT FRESHMAN (2011):** Played in all 11 games with 1 start; 9 tackles (3 solo) and 1 pass defended.

- Redshirted in 2010.

**HIGH SCHOOL (ASOTIN HS – ASOTIN, WASH.)**

- Played tight end and defensive line.
- Also participated in basketball and baseball.

**SENIOR (2009):** 10 receptions for 169 yards (16.9 avg.) and 4 TDs; 35 tackles (14 solo), 2 sacks, 1 pass defended, 1 fumble recovery and 1 blocked punt.

- 1st-team all-state at tight end.
- 1st-team all-district at tight end.

**JUNIOR (2008):**

- 1st-team all-district.

**OFF THE FIELD**

**COMMUNITY:**

- Rode the 14-mile Dolphins Ride in the 2020 DCC.
- Annually participated in the AARP Foundation Million Meal Pack to pack more than 1 million meals in a single day for older adults in the South Florida community.
- In 2019, packed meals with the Parkland community following the shooting at Stoneman Douglas High School.
- Participated in the 2019 DCC 5K.
- Participated in the 2018 Dolphins Cancer Challenge Golf Tournament.
- Fished in the 2017 Fins Weekend Fishing Tournament.

**PERSONAL:**

- **MAJOR:** General studies.


**JESSE DAVIS' NFL REGULAR SEASON STATS**

**GAMES/STARTS:** 2017: 16/10, 2018: 16/16, 2019: 15/15

**NFL TOTALS: 47/41**

**ADDITIONAL STATS**

**Miscellaneous Tackles:** 1 in 2019.



98

RAEKWON  
DAVIS

DEFENSIVE TACKLE // 6-7 // 330 // ALABAMA '20  
ACQUIRED: D2B, '20  
HOMETOWN: MERIDIAN, MISS. // BORN: 6/10/97  
NFL: ROOKIE SEASON // DOLPHINS: ROOKIE SEASON

NFL CAREER

TRANSACTIONS:

- 2nd-round pick (56th overall) by Miami in the 2020 NFL draft.

BEFORE THE NFL

COLLEGE (ALABAMA):

- 4-year letterman (2016-19) and 3-year starter.
- CAREER:** Played in 48 games with 32 starts; 175 tackles (67 solo), 11.5 sacks, 1 interception, 1 pass defended, 1 forced fumble and 1 fumble recovery.
- SENIOR (2019):** Started 12 games; 47 tackles (18 solo) and 0.5 sacks.
- 2nd-team All-America.
  - 2nd-team All-SEC.
- JUNIOR (2018):** Played in all 15 games with 14 starts; 55 tackles (24 solo) and 1.5 sacks.
- 2nd-team All-SEC.

- SOPHOMORE (2017):** Played in 14 games with 6 starts; 69 tackles (24 solo), 8.5 sacks, 1 interception, 1 pass defended and 1 fumble recovery.
- 1st-team All-SEC.
  - Helped his team win the College Football Playoff National Championship.
- TRUE FRESHMAN (2016):** Played in 7 games; 4 tackles (1 solo), 1 sack and 1 forced fumble.

HIGH SCHOOL (MERIDIAN HS – MERIDIAN, MISS.)

- SENIOR (2015):** 55 tackles and 8.5 sacks.
- All-America.

OFF THE FIELD

PERSONAL:

- PRONUNCIATION:** First name is pronounced RAY-kwon
- MAJOR:** Exercise science.

RAEKWON DAVIS' COLLEGE STATS																
YEAR	TEAM	GP	GS	TACKLES					YDS	INTERCEPTIONS					FUMBLES	
				TOT	SOLO	ASST	SK			INT	YDS	LG	TD	PD	FF	FR
2016	ALABAMA	7	0	4	1	3	1.0	8.0	0	0	-	0	0	1	0	
2017	ALABAMA	14	6	69	24	45	8.5	46.0	1	19	19	0	1	0	1	
2018	ALABAMA	15	14	55	24	31	1.5	14.0	0	0	-	0	0	0	0	
2019	ALABAMA	12	12	47	18	29	0.5	4.0	0	0	-	0	0	0	0	
NCAA TOTALS		48	32	175	67	108	11.5	72.0	1	19	19	0	1	1	1	



## NFL CAREER

### TRANSACTIONS:

- 3rd-round pick (78th overall) by Miami in the 2019 NFL draft.

### CAREER HIGHLIGHTS:

- Played in 16 career games with 15 starts.
- His 15 starts as a rookie in 2019 were the most by a Dolphins rookie offensive lineman since Ja'Wuan James started all 16 games in 2014.

### 2019 (MIAMI):

- Played in all 16 games with 15 starts at left guard.
- His 15 starts were the most by a Dolphins rookie offensive lineman since Ja'Wuan James started all 16 games in 2014.

**AT N.Y. GIANTS (12/15):** Started at left guard.

**VS. CINCINNATI (12/22):** Started at left guard.

**AT NEW ENGLAND (12/29):** Started at left guard.

## BEFORE THE NFL

### COLLEGE (WISCONSIN):

- 4-year starter (2015-18).

**CAREER:** Started all 54 games – 24 at left guard, 16 at center and 14 at left tackle.

- His 54 starts were the most in school history and 2nd in Big Ten history.

**SENIOR (2018):** Started all 13 games at left guard.

- 1st-team All-American.
- 1st-team All-Big Ten.
- Big Ten Offensive Lineman of the Year.
- Blocked for an offense that averaged 273.4 rushing yards per game, which led the Big Ten and was 6th in the nation.
- Voted a team captain.

**JUNIOR (2017):** Started all 14 games at left tackle; 1 carry for 4 yards and 1 TD.

- 2nd-team All-American.
- 1st-team All-Big Ten.
- Part of an offensive line unit that allowed just 1.5 sacks per game, which led the Big Ten.
- Helped the offense rank 2nd in the Big Ten in

rushing offense (222.9 yards per game) and 3rd in total offense (415.0 yards per game).

**SOPHOMORE (2016):** Started all 14 games – 10 at center and 4 at left guard.

- Honorable mention All Big-Ten.
- Helped the offense average 203.1 rushing yards per game.

**REDSHIRT FRESHMAN (2015):** Started all 13 games – 7 at left guard and 6 at center.

- Honorable mention All Big-Ten.
- Big Ten All-Freshman Team.
- Redshirted in 2014.

### HIGH SCHOOL (GENOA HS – CURTICE, OHIO)

- Played on offensive and defensive line.
- Also lettered in baseball.

**SENIOR (2013):** 42 solo tackles and 6.5 sacks.

- 1st-team all-state.
- 1st-team all-district.
- 1st-team all-conference.
- District Lineman of the Year.
- Region Lineman of the Year.

**JUNIOR (2012):**

- 1st-team all-district.
- Named to all-conference team as both offensive and defensive lineman.

## OFF THE FIELD

### COMMUNITY:

- In 2019, collaborated with fellow Dolphins rookies and Neighbors4Neighbors to sponsor four South Florida families with holiday gifts and game tickets.
- Volunteered with Feeding South Florida to pack food for local families in need and participated in the military cultural tour through Football Unites.

### PERSONAL:

- **PRONUNCIATION:** Last name is pronounced DEE-ter.
- **MAJOR:** Retailing and consumer behavior.

## MICHAEL DEITER'S NFL REGULAR SEASON STATS

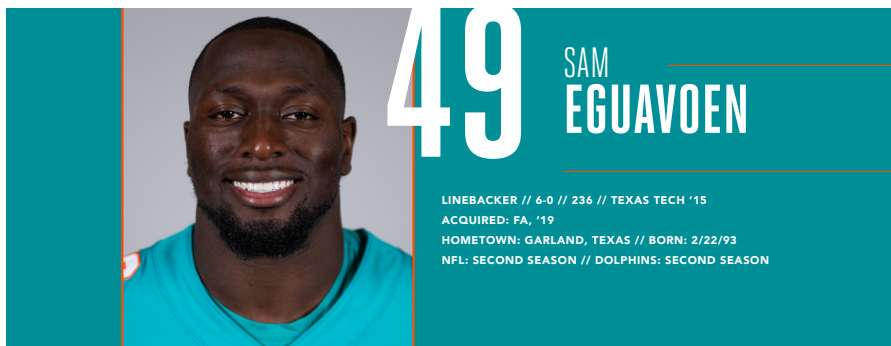
GAMES/STARTS: 2019: 16/15

NFL TOTALS: 16/15

### ADDITIONAL STATS

Receptions: 1 for 0 yards in 2019.

Miscellaneous Tackles: 3 in 2019.



## NFL CAREER

### TRANSACTIONS:

- Signed by Miami on Jan. 7, 2019.
- Signed by the Saskatchewan Roughriders of the Canadian Football League on Feb. 24, 2016.

### CAREER HIGHLIGHTS:

- Played in 16 career games with 6 starts.
- 40 tackles (21 solo), 3.5 sacks and 1 pass defended and 1 fumble recovery.
- 2 solo special teams tackles.
- His 3.5 sacks in 2019 were 2nd on the team.

### 2019 (MIAMI):

- Played in all 16 games with 6 starts.
- 40 tackles (21 solo), 3.5 sacks and 1 pass defended and 1 fumble recovery.
- 2 solo special teams tackles.
- His 3.5 sacks were 2nd on the team.

### AT PITTSBURGH (10/28):

- 3 solo tackles and 1 sack; 1 solo special teams tackle.
- Sacked QB Mason Rudolph in the 3rd quarter.
- It was his 1st career sack.

### VS. PHILADELPHIA (12/1):

- 4 solo tackles and 1 sack.
- Sacked QB Carson Wentz in the 3rd quarter.

### AT N.Y. GIANTS (12/15):

- 2 tackles (1 solo), 1 sack and 1 pass defended.
- Sacked QB Eli Manning in the 1st quarter.

### 2018 (SASKATCHEWAN ROUGHRIDERS-CFL):

- Started 18 games.
- 81 tackles, 1 interception, 2 forced fumbles and 1 fumble recovery; 1 interception return for TD and 1 fumble recovery TD.
- 10 special teams tackles.

### POSTSEASON:

- Started 1 game.
- 9 tackles.
- 1 special teams tackle.

### 2017 (SASKATCHEWAN ROUGHRIDERS-CFL):

- Played in 14 games with 11 starts.
- 57 tackles.
- 2 special teams tackles.

### POSTSEASON:

- Started 2 games.

- 5 tackles and 1 interception.
- 1 special teams tackle.

### 2016 (SASKATCHEWAN ROUGHRIDERS-CFL):

- Started 6 games.
- 21 tackles.
- 2 special teams tackles.

## BEFORE THE NFL

### COLLEGE (TEXAS TECH):

- 4-year letterman (2011-14) and 3-year starter.

**CAREER:** Played in 48 games with 37 starts; 225 tackles (156 solo), 3.5 sacks, 1 interception, 5 passes defended, 2 forced fumbles and 1 fumble recovery.

**SENIOR (2014):** Started 10 games; 73 tackles (48 solo), 2 sacks, 1 interception, 3 passes defended, 1 forced fumble and 1 fumble recovery.

- Honorable mention All-Big 12.

**JUNIOR (2013):** Started all 13 games; 70 tackles (46 solo), 1.5 sacks, 2 passes defended and 1 forced fumble.

- His 70 tackles were third on the team.

**SOPHOMORE (2012):** Played in all 13 games with 9 starts; 52 tackles (37 solo).

**TRUE FRESHMAN (2011):** Played in 12 games with 5 starts; 30 tackles (25 solo).

- Big 12 All-Freshman team.

### HIGH SCHOOL (LAKEVIEW CENTENNIAL HS – GARLAND, TEXAS)

### SENIOR (2010):

- 118 tackles (64 solo), 4 sacks, 1 interception, 2 passes defended, 2 forced fumbles and 2 fumble recoveries.
- 2nd-team all-district.

## OFF THE FIELD

### COMMUNITY:

- In 2019, collaborated with fellow Dolphins rookies and Neighbors4Neighbors to sponsor four South Florida families with holiday gifts and game tickets.
- Volunteered with Big Brothers Big Sisters of Miami for the Dolphins Kids Cook-Off at Publix and Top Golf event through Football Unites.



- Packed food for local families in need with Feeding South Florida through Football Unites.

PERSONAL:

- **PRONUNCIATION:** Last name is pronounced eh-gwahv-ON.
- **MAJOR:** Sociology.

SAM EGUAVOEN'S NFL REGULAR SEASON STATS																
YEAR	TEAM	GP	GS	TACKLES					YDS	INTERCEPTIONS					FUMBLES	
				TOT	SOLO	ASST	SK	INT		YDS	LG	TD	PD	FF	FR	
2019	MIAMI	16	6	40	21	19	3.5	22.5	0	0	0	0	0	1	0	1
NFL TOTALS		16	6	40	21	19	3.5	22.5	0	0	0	0	1	0	0	1

ADDITIONAL STATS

Special Teams Tackles: 2 in 2019.

SINGLE-GAME CAREER HIGHS

Tackles:

8

at Dallas, 9/22/19

Sacks:

1.0

3 times, last: at N.Y. Giants, 12/15/19

Passes Defensed:

1

at N.Y. Giants, 12/15/19

Fumble Recoveries:

1

at New England, 12/29/19



## NFL CAREER

### TRANSACTIONS:

- Signed by Miami as an unrestricted free agent from Cincinnati on March 21, 2020.
- 7th-round pick (245th overall) by Cincinnati in the 2016 NFL draft.

### CAREER HIGHLIGHTS:

- Played in 64 career games with 6 starts.
- 80 tackles (55 solo), 1 interception, 2 passes defended, 1 forced fumble and 1 fumble recovery; 1 fumble return for a TD.
- 36 special teams tackles (21 solo).
- Has not missed a game in his 4-year NFL career.

### 2019 (CINCINNATI):

- Played in all 16 games.
- 13 tackles (12 solo).
- 2 special teams tackles (1 solo).

**AT BUFFALO (9/22):** 2 solo tackles.

**AT BALTIMORE (10/13):** 3 solo tackles.

**VS. CLEVELAND (12/29):** 1 solo tackle and 1 solo special teams tackle.

### 2018 (CINCINNATI):

- Played in all 16 games with 1 start.
- 22 tackles (18 solo), 1 forced fumble and 1 fumble recovery; 1 fumble return for a TD.
- 13 special teams tackles (5 solo).

**AT INDIANAPOLIS (9/9):** 10 tackles (9 solo), 1 forced fumble and 1 fumble recovery; 1 fumble return for a game-clinching TD.

- Forced a fumble by TE Jack Doyle in the 4th quarter and returned it 83 yards for a TD.

**VS. PITTSBURGH (10/14):** 4 tackles (2 solo).

**VS. NEW ORLEANS (11/11):** 3 solo tackles.

### 2017 (CINCINNATI):

- Played in all 16 games with 5 starts.
- 42 tackles (22 solo), 1 interception and 2 passes defended.
- 14 special teams tackles (11 solo).

**AT CLEVELAND (10/1):** 1 interception, 1 pass defended and 2 assisted special teams tackles.

- Intercepted QB DeShone Kizer in the 2nd quarter and returned it for 5 yards.
- It was his 1st career interception.

**AT TENNESSEE (11/12):** 6 tackles (4 solo) and 1 pass defended.

**VS. CHICAGO (12/10):** 10 tackles (5 solo) and 1 solo special teams tackle.

### 2016 (CINCINNATI):

- Played in all 16 games.
- 3 solo tackles.
- 7 special teams tackles (4 solo).

**AT N.Y. JETS (9/11):** Played but did not record any stats.

- Made his NFL debut.

**AT NEW ENGLAND (10/16):** 2 special teams tackles (1 solo).

**AT BALTIMORE (11/27):** 3 solo tackles.

## BEFORE THE NFL

### COLLEGE (ILLINOIS):

- 2-year letterman and 1-year starter (2014-15).
- Transferred from St. Xavier following his sophomore season (2013).

**CAREER (AT ILLINOIS):** Played in all 25 games with 13 starts; 191 tackles (102 solo), 2 interceptions, 11 passes defended, 1 forced fumble and 1 fumble recovery; 1 blocked punt return for a TD.

**SENIOR (2015 AT ILLINOIS):** Started all 12 games; 140 tackles (74 solo), 2 interceptions, 9 passes defended and 1 forced fumble; 1 blocked punt return for a TD.

- His 140 tackles were the most in school history since 2006.
- His 11.7 tackles per game led the Big Ten and ranked 5th in the nation.
- 2nd-team All-Big Ten.
- Team captain.

**REDSHIRT JUNIOR (2014 AT ILLINOIS):** Played in all 13 games with 1 start; 51 tackles (28 solo), 2 passes defended and 1 fumble recovery.

**JUNIOR (2013 AT ILLINOIS):** Redshirted after transferring to Illinois.

**SOPHOMORE (2012 AT ST. XAVIER):** Started all 13 games; 87 tackles, 1 sack, 3 interceptions, 11 passes defended and 2 fumble recoveries.

- 2nd-team All-Mid-State Football Association.

**TRUE FRESHMAN (2011 AT ST. XAVIER):** Played in 11 games with 7 starts; 68 tackles (45 solo), 1 sack, 5 interceptions, 14 passes defended, 3 forced fumbles and 4 fumble recoveries; 1 interception

return for a TD; 1 punt return for 16 yards (16.0 avg.); 1 kick return for 20 yards (20.0 avg.) and 1 blocked kick.

HIGH SCHOOL (LEMONT HS – LEMONT, ILL.)

- Also lettered in wrestling and lacrosse.

SENIOR (2010):

- All-state.
- All-conference.
- South Suburban Blue Player of the Year.

JUNIOR (2009):

- All-conference.

OFF THE FIELD

PERSONAL:

- **PRONUNCIATION:** Last name is pronounced FEDGE-uh-lemm.
- **MAJOR:** Communication.

CLAYTON FEJEDELEM'S NFL REGULAR SEASON STATS

YEAR	TEAM	GP	GS	TACKLES					INTERCEPTIONS					FUMBLES	
				TOT	SOLO	ASST	SK	YDS	INT	YDS	LG	TD	PD	FF	FR
2016	CINCINNATI	16	0	3	3	0	0.0	0.0	0	0	0	0	0	0	0
2017	CINCINNATI	16	5	42	22	20	0.0	0.0	1	5	5	0	2	0	0
2018	CINCINNATI	16	1	22	18	4	0.0	0.0	0	0	0	0	0	1	1
2019	CINCINNATI	16	0	13	12	1	0.0	0.0	0	0	0	0	0	0	0
NFL TOTALS		64	6	80	55	25	0.0	0.0	1	5	5	0	2	1	1

ADDITIONAL STATS

**Special Teams Tackles:** 7 in 2016, 14 in 2017, 13 in 2018, 2 in 2019 for total of 36.  
**Defensive Touchdowns:** 1 fumble return in 2018.  
**Blocked Kicks:** 1 punt in 2018.

SINGLE-GAME CAREER HIGHS

**Tackles:** 10 Twice, last: at Indianapolis, 9/9/18  
**Interceptions:** 1 at Cleveland, 10/1/17  
**Passes Defensed:** 1 Twice, last: at Tennessee, 11/12/17  
**Forced Fumbles:** 1 at Indianapolis, 9/9/18  
**Fumble Recoveries:** 1 at Indianapolis, 9/9/18



50

BLAKE

FERGUSON

LONG SNAPPER // 6-3 // 231 // LSU '20

ACQUIRED: D6, '20

HOMETOWN: SMYRNA, GA. // BORN: 4/21/97

NFL: ROOKIE SEASON // DOLPHINS: ROOKIE SEASON

## NFL CAREER

### TRANSACTIONS:

- 6th-round pick (185th overall) by Miami in the 2020 NFL draft.

## BEFORE THE NFL

### COLLEGE (LSU):

- 4-year letterman (2016-19).

**CAREER:** Played in 53 consecutive games at long snapper.

- Became the 1st long snapper in LSU football history to be named a permanent team captain.

**SENIOR (2019):** Played in all 15 games.

- Team captain.
- Helped his team win the College Football Playoff National Championship.

**JUNIOR (2018):** Played in all 13 games; 2 special teams tackles.

- 1st-team All-American.
- Team captain.

**SOPHOMORE (2017):** Played in all 13 games; 1 tackle and 1 forced fumble.

**REDSHIRT FRESHMAN (2016):** Played in all 12 games.

- Redshirted in 2015.

### HIGH SCHOOL (BUFORD HS – BUFORD, GA.)

**SENIOR (2014):**

- Winner of the Chris Rubio Award (nation's top high school long snapper).

**JUNIOR (2013):**

- Winner of the Chris Rubio Award (nation's top high school long snapper).

## OFF THE FIELD

### PERSONAL:

- His brother, Reid Ferguson, is the long snapper for the Buffalo Bills and was the starting long snapper at LSU (2012-15).
- Also earned his Master's in Business Administration during his time at LSU.
- **MAJOR:** Marketing.

## BLAKE FERGUSON'S COLLEGE STATS

**GAMES/STARTS:** 2016: 12/0, 2017: 13/0, 2018: 13/0, 2019: 15/0

**NCAA TOTALS:** 53/0



14

RYAN  
FITZPATRICK

QUARTERBACK // 6-2 // 228 // HARVARD '05

ACQUIRED: UFA, '19 (TB)

HOMETOWN: GILBERT, ARIZ. // BORN: 11/24/82

NFL: 16TH SEASON // DOLPHINS: SECOND SEASON

## NFL CAREER

## TRANSACTIONS:

- Signed by Miami as an unrestricted free agent from Tampa Bay on March 18, 2019.
- Signed by Tampa Bay as an unrestricted free agent from the N.Y. Jets on May 22, 2017.
- Traded from Houston to the N.Y. Jets on March 11, 2015.
- Signed by Houston on March 21, 2014.
- Released by Tennessee on March 14, 2014.
- Signed by Tennessee on March 26, 2013.
- Released by Buffalo on March 12, 2013.
- Signed by Buffalo as an unrestricted free agent from Cincinnati on Feb. 28, 2009.
- Traded from St. Louis to Cincinnati on Sept. 1, 2007.
- 7th-round pick (250th overall) by St. Louis in the 2005 NFL draft.

## CAREER HONORS:

- 2019 Dan Marino Team MVP.
- 2019 Don Shula Leadership Award winner, as voted on by his teammates.
- FedEx Air NFL Player of the Week (at New England, 12/29/19).
- AFC Offensive Player of the Week (vs. Cincinnati, 12/22/29).
- NFC Offensive Player of the Week (vs. Philadelphia, 9/16/18).
- NFC Offensive Player of the Week (at New Orleans, 9/9/18).
- FedEx Air NFL Player of the Week (at New Orleans, 9/9/18).
- AFC Offensive Player of the Week (at Buffalo, 9/15/16).
- 2015 Jets Ed Block Courage Award.
- AFC Offensive Player of the Week (vs. New England, 12/27/15).
- AFC Offensive Player of the Week (vs. Tennessee, 12/13/15).
- AFC Offensive Player of the Week (vs. Tennessee, 11/30/14).
- NFC Offensive Player of the Week (at Houston, 11/27/05).

## CAREER HIGHLIGHTS:

- Played in 156 career games with 139 starts.
- Completed 2,886-of-4,787 passes (60.3 pct.) for

32,886 yards and 210 TDs for a QB rating of 81.6.

- 543 carries for 2,472 yards (4.6 avg.) and 19 TDs.
- 2 receptions for -3 yards (-1.5 avg.).
- Became the 46th player in NFL history to throw for 30,000 career yards.
- Has passed for 3,000 yards 5 times.
- Posted 12 consecutive seasons with at least 100 pass attempts.
- 1st player in NFL history to throw a TD pass for 8 different franchises.
- 1st player in NFL history to have a 300-yard passing game for 7 different franchises.
- 1st player in NFL history to win a start with 7 different franchises.
- 1st player in NFL history to throw 4 TD passes in a game with 6 different franchises (Buffalo, Houston, N.Y. Jets, Tennessee, Tampa Bay and Miami).
- Joined Dan Marino as the only QBs in Dolphins history to throw for 400 yards and 4 TDs in a regular season game when he did so on Dec. 22, 2019 vs. Cincinnati. Marino did it 7 times, the last on Sept. 4, 1994 vs. New England.
- Became the 6th QB in Dolphins history to throw for 3,000 yards in a season when he threw for 3,529 in 2019.
- His 9.6 yards per attempt in 2018 was the 2nd-highest mark by an NFL quarterback since 2000 (min. 225 attempts):

NFL SINGLE-SEASON YARDS PER  
ATTEMPT LEADERS (SINCE 2000)

PLAYER	TEAM	YEAR	YDS/ATT.
1. Kurt Warner	STL	2000	9.9
2. RYAN FITZPATRICK	TB	2018	9.6
3. Matt Ryan	Atl.	2016	9.3
4. Aaron Rodgers	GB	2011	9.2
5. Peyton Manning	Ind.	2004	9.2

- His 100.4 QB rating in 2018 set a Buccaneers single-season record (min. 225 attempts):

## BUCCANEERS SINGLE-SEASON QB RATING LEADERS

PLAYER	YEAR	RATE
1. RYAN FITZPATRICK	2018	100.4
2. Brian Griese	2004	97.5
3. Josh Freeman	2010	95.9
4. Jeff Garcia	2007	94.6
5. Brad Johnson	2002	92.9

- His 66.7 completion percentage in 2018 was the 2nd-highest in Buccaneers single-season history:

### BUCCANEERS SINGLE-SEASON COMPLETION PERCENTAGE LEADERS

PLAYER	YEAR	ATT	CMP	PCT
1. Brian Griese	2004	336	233	69.3
2. <b>RYAN FITZPATRICK</b>	<b>2018</b>	<b>246</b>	<b>164</b>	<b>66.7</b>
3. Jeff Garcia	2008	376	244	64.9
4. Jameis Winston	2018	378	244	64.6
5. Jeff Garcia	2007	327	209	63.9

- His 31 TD passes in 2015 set a N.Y. Jets single-season record:

### N.Y. JETS SINGLE-SEASON TD PASS LEADERS

PLAYER	YEAR	TD
1. <b>RYAN FITZPATRICK</b>	<b>2015</b>	<b>31</b>
2. Vinny Testaverde	1998	29
3. Al Dorow	1960	26
Joe Namath	1967	26
Mark Sanchez	2011	26

### 2019 (MIAMI):

- Played in 15 games with 13 starts.
- Dressed but did not play 1 game.
- Completed 311-of-502 passes (62.0 pct.) for 3,529 yards and 20 TDs for a QB rating of 85.5.
- 54 carries for 243 yards (4.5 avg.) and 4 TDs.
- Became the 6th QB in team history to throw for 3,000 yards in a season and first since Ryan Tannehill in 2015.
- Had 4 game-winning drives, all 4 in the final 8 games of the season.
- Had 4 300-yard games in the final 7 contests of the season.
- Served as a team captain.

- VS. N.Y. JETS (11/3):** Completed 24-of-36 passes for 288 yards (66.7 pct.) and 3 TDs for a QB rating of 118.8; 5 carries for 2 yards (4.0 avg.).
- Completed a 12-yard TD pass to WR Preston Williams in the 2nd quarter to tie the game at 7.
  - Completed a 17-yard TD pass to WR DeVante Parker in the 2nd quarter to give Miami a 14-7 lead.
  - Completed a 5-yard TD pass to WR Preston Williams in the 2nd quarter to put Miami ahead 21-9.
  - He became the 1st Dolphins QB since at least 1991 to throw for 3 touchdowns in the 2nd quarter of a game
  - Earned his 1st win as starting quarterback of the Dolphins. He has now won a start for his 7th different NFL team – an NFL record.

- VS. PHILADELPHIA (12/1):** Completed 27-of-39 passes for 365 yards (69.2 pct.) and 3 TDs for a QB rating of 113.7; 3 carries for 2 yards (0.7 avg.).
- Completed a 43-yard TD pass to WR DeVante Parker in the 1st quarter.
  - Completed a 17-yard TD pass to WR DeVante Parker in the 3rd quarter.
  - Completed a 14-yard TD pass to TE Mike Gesicki in the 3rd quarter.
  - It was the 11th 4th quarter comeback win and 19th 300-yard passing game of his career.

- VS. CINCINNATI (12/22):** Completed 31-of-52 passes (59.6 pct.) for 419 yards and 4 TDs for a QB rating of 103.0; 5 carries for 9 yards (1.8 avg.).
- Completed a 1-yard TD pass to DT Christian Wilkins who recovered his own fumble in the end

zone for the score in the 1st quarter.

- Completed a 7-yard TD to WR DeVante Parker in the 1st quarter.
- Completed a 31-yard TD pass to Mike Gesicki in the 2nd quarter.
- Completed a 13-yard TD pass to Mike Gesicki in the 3rd quarter.
- Engineered a 10-play, 51-yard drive at the end of OT to set up the game-winning FG. It was the 16th game-winning drive of his career.
- Joined Dan Marino as the only QBs in team history to throw for 400 yards and 4 TDs in a regular season game. Marino did it 7 times, the last on Sept. 4, 1994 vs. New England.
- Topped 3,000 passing yards for the season. He's the 6th QB in team history to throw for 3,000 yards in a season and first since Ryan Tannehill in 2015. It marks the fifth 3,000-yard passing season of his career.
- His 419 passing yards were the 11th-most in Dolphins history and the most since Ryan Tannehill threw for 431 yards at Arizona on Sept. 30, 2012. He's the sixth player in Dolphins history to throw for 400 yards in a game.

### HONORS:

- Recipient of the Dan Marino Team MVP award.
- Don Shula Leadership Award winner, as voted on by his teammates.
- AFC Offensive Player of the Week (vs. Cincinnati, 12/22).
- FedEx Air NFL Player of the Week (at New England, 12/29).

### 2018 (TAMPA BAY):

- Played in 8 games with 7 starts.
- Dressed but did not play in 6 games.
- Inactive for 2 games.
- Completed 164-of-246 passes (66.7 pct.) for 2,366 yards and 17 TDs for a QB rating of 100.4.
- 36 carries for 152 yards (4.2 avg.) and 2 TDs.
- Became the 1st player in NFL history to have 3 consecutive games with 400-plus passing yards (Week 1, Week 2 and Week 3).
- His 4 games with 400-plus passing yards tied Dan Marino (1984) and Peyton Manning (2013) for the single-season NFL record.

- AT NEW ORLEANS (9/9):** Completed 21-of-28 passes (75.0 pct.) for 417 yards and 4 TDs for a QB rating of 156.3; 12 carries for 36 yards (3.0 avg.) and 1 TD.
- His 156.3 QB rating was the 2nd-highest in a game in team history.
  - Completed a 58-yard TD pass to WR DeSean Jackson in the 1st quarter to tie the game 7-7.
  - Connected with WR Mike Evans on a 50-yard TD pass in the 3rd quarter to put Tampa Bay ahead 41-24.

- VS. PHILADELPHIA (9/16):** Completed 27-of-33 passes (81.8 pct.) for 402 yards and 4 TDs for a QB rating of 144.4; 1 carry for -1 yards (-1.0 avg.).
- His 81.8 completion percentage was the 5th-highest in a game in team history (min. 20 att.).
  - Completed a 75-yard TD pass to WR DeSean Jackson to put Tampa Bay ahead 7-0 in the 1st quarter.

- Completed a 75-yard TD pass to TE O.J. Howard in the 2nd quarter.

**VS. PITTSBURGH (9/24):** Completed 30-of-50 passes (60.0 pct.) for 411 yards and 3 TDs for a QB rating of 81.3; 5 carries for 27 yards (5.4 avg.).

- Completed a 24-yard TD pass to WR Mike Evans in the 4th quarter.

#### HONORS:

- NFC Offensive Player of the Week (at New Orleans, 9/9).
- FedEx Air NFL Player of the Week (at New Orleans, 9/9).
- NFC Offensive Player of the Week (vs. Philadelphia, 9/16).

### 2017 (TAMPA BAY):

- Played in 6 games with 3 starts.
- Dressed but did not play in 10 games.
- Completed 96-of-163 passes (58.9 pct.) for 1,103 yards and 7 TDs for a QB rating of 86.0.
- 15 carries for 78 yards (5.2 avg.).

**AT ARIZONA (10/15):** 22-of-32 passing (68.8 pct.) for 290 yards and 3 TDs for a QB rating of 102.3; 2 carries for 12 yards (6.0 avg.).

- Completed a 37-yard TD pass to WR Mike Evans in the 4th quarter.

**AT MIAMI (11/19):** 22-of-37 passing (59.5 pct.) for 275 yards and 2 TDs for a QB rating of 100.6; 3 carries for 9 yards (3.0 avg.).

- Hit TE O.J. Howard for a 6-yard TD pass in the 2nd quarter.

### 2016 (N.Y. JETS):

- Played in 14 games with 11 starts.
- Dressed but did not play in 2 games.
- Completed 228-of-403 passes (56.6 pct.) for 2,710 yards and 12 TDs for a QB rating of 69.6.
- 33 carries for 130 yards (3.9 avg.).

**AT BUFFALO (9/15):** 24-of-34 passing (70.6 pct.) for 374 yards and 1 TD for a QB rating of 116.5; 5 carries for 21 yards (4.2 avg.).

- Connected with WR Eric Decker on a 5-yard passing TD to give the Jets a 20-7 lead in the 2nd quarter.

**VS. NEW ENGLAND (11/27):** 22-of-32 passing (68.8 pct.) for 269 yards and 2 TDs for a QB rating of 115.2; 2 carries for 1 yard (0.5 avg.).

- Hit WR Quincy Enunwa for a 22-yard TD pass to give the Jets a 17-13 lead in the 4th quarter.

**VS. BUFFALO (1/1):** 20-of-30 passing (66.7 pct.) for 210 yards and 2 TDs for a QB rating of 109.0.

- Completed a 6-yard TD pass to WR Jalin Marshall to give the Jets a 17-3 lead in the 3rd quarter.

#### HONORS:

- AFC Offensive Player of the Week (at Buffalo, 9/15).

### 2015 (N.Y. JETS):

- Started all 16 games.
- Completed 335-of-562 passes (59.6 pct.) for 3,905 yards and 31 TDs for a QB rating of 88.0.
- 60 carries for 270 yards (4.5 avg.) and 2 TDs.
- His 31 TD passes set a Jets single-season franchise record.

- His 3,905 passing yards were the 2nd-most in a single season in team history.

- Helped lead a Jets offense that set a team record with 5,896 total yards.

**AT N.Y. GIANTS (12/6):** 36-of-50 passing (72.0 pct.) for 390 yards and 2 TDs for a QB rating of 107.9; 5 carries for 22 yards (4.4 avg.).

- Hit WR Brandon Marshall for a 9-yard TD pass with 27 seconds remaining to tie the game 20-20.
- Completed a 17-yard pass to WR Eric Decker in overtime to set up a go-ahead field goal.

**VS. TENNESSEE (12/13):** 21-of-36 passing (58.3 pct.) for 263 yards and 3 TDs for a QB rating of 108.9; 3 carries for 23 yards (7.7 avg.).

- Completed a 69-yard TD pass to WR Brandon Marshall to put the Jets ahead 27-0 in the 2nd quarter.

**VS. NEW ENGLAND (12/27):** 26-of-41 passing (63.4 pct.) for 296 yards and 3 TDs for a QB rating of 109.4.

- Connected with WR Eric Decker for a 6-yard, game-winning TD pass in overtime.

#### HONORS:

- AFC Offensive Player of the Week (vs. Tennessee, 12/13).
- AFC Offensive Player of the Week (vs. New England, 12/27).
- 2015 Jets Ed Block Courage Award.

### 2014 (HOUSTON):

- Started 12 games.
- Dressed but did not play in 2 games.
- Missed the final 2 games after being placed on injured reserve on Dec. 16.
- Completed 197-of-312 passes (63.1 pct.) for 2,483 yards and 17 TDs for a QB rating of 95.3.
- 50 carries for 184 yards (3.7 avg.) and 2 TDs.

**AT OAKLAND (9/14):** 14-of-19 passing (73.7 pct.) for 139 yards for a QB rating of 129.1.

- Hit WR DeAndre Hopkins for a 12-yard TD pass to give Houston a 24-0 lead in the 3rd quarter.

**AT PITTSBURGH (10/20):** 21-of-32 passing (65.6 pct.) for 262 yards and 2 TDs for a QB rating of 98.7; 5 carries for 16 yards (3.2 avg.).

- Connected with RB Alfred Blue for an 11-yard TD pass in the 1st quarter that put Houston ahead 7-0.

**VS. TENNESSEE (11/30):** 24-of-33 passing (72.7 pct.) for 358 yards and 6 TDs for a QB rating of 147.5; 2 carries for 10 yards (5.0 avg.).

- His 6 TD passes were tied for the most by an NFL quarterback in a game that season.

#### HONORS:

- AFC Offensive Player of the Week (vs. Tennessee, 11/30).

### 2013 (TENNESSEE):

- Played in 11 games with 9 starts.
- Dressed but did not play in 5 games.
- Completed 217-of-350 passes (62.0 pct.) for 2,454 yards and 14 TDs for a QB rating of 82.0.
- 43 carries for 225 yards (5.2 avg.) and 3 TDs.

**VS. JACKSONVILLE (11/10):** 22-of-33 passing (66.7 pct.) for 264 yards and 2 TDs for a QB rating of 111.2; 3 carries for 13 yards (4.3 avg.) and 1 TD.



- Completed a 14-yard TD pass to TE Delanie Walker in the 4th quarter.
- AT OAKLAND (11/24):** 30-of-42 passing (71.4 pct.) for 320 yards and 2 TDs for a QB rating of 109.2; 5 carries for 26 yards (5.2 avg.).
- Found WR Kendall Wright for a 10-yard TD with 10 seconds remaining to give Tennessee a 23-19 lead.
- VS. ARIZONA (12/15):** 36-of-58 passing (62.1 pct.) for 402 yards and 4 TDs for a QB rating of 91.3; 3 carries for 22 yards (7.3 avg.).
- Completed a 10-yard TD pass to WR Michael Preston to tie the game 34-34 with 10 seconds remaining.

## 2012 (BUFFALO):

- Started all 16 games.
  - Completed 306-of-505 passes (60.6 pct.) for 3,400 yards and 24 TDs for a QB rating of 83.3.
  - 48 carries for 197 yards (4.1 avg.) and 1 TD.
  - His 306 completions were the 3rd-most in a single season in team history.
- AT CLEVELAND (9/23):** 22-of-35 passing (62.9 pct.) for 208 yards and 3 TDs for a QB rating of 107.8; 6 carries for 10 yards (1.7 avg.).
- Completed a 32-yard TD pass to RB C.J. Spiller in the 1st quarter.
- VS. NEW ENGLAND (9/30):** 22-of-39 passing (56.4 pct.) for 350 yards and 4 TDs for a QB rating of 81.1; 3 carries for 14 yards (4.7 avg.).
- Hit WR Donald Jones for a 68-yard TD pass in the 3rd quarter to give Buffalo a 21-7 lead.
- AT NEW ENGLAND (11/11):** 27-of-40 passing (67.5 pct.) for 337 yards and 2 TDs for a QB rating of 99.7; 3 carries for 12 yards (4.0 avg.).
- Completed a 2-yard TD pass to WR Donald Jones in the 4th quarter.

## 2011 (BUFFALO):

- Started all 16 games.
  - Completed 353-of-569 passes (62.0 pct.) for 3,832 yards and 24 TDs for a QB rating of 79.1.
  - 56 carries for 215 yards (3.8 avg.).
  - His 353 completions were the 2nd-most in a single season in team history.
  - His 3,832 passing yards were the 3rd-most in a single season in team history.
- AT KANSAS CITY (9/11):** 17-of-25 passing (68.0 pct.) for 208 yards and 4 TDs for a QB rating of 133.0.
- Completed a 27-yard TD pass to WR Steve Johnson in the 1st quarter.
- VS. NEW ENGLAND (9/25):** 27-of-40 passing (67.5 pct.) for 369 yards and 2 TDs for a QB rating of 92.6.
- Led an 8-play, 73-yard drive over the final 3:25 to set up a game-winning field goal.
- AT N.Y. JETS (11/27):** 26-of-39 passing (66.7 pct.) for 264 yards and 3 TDs for a QB rating of 111.5; 5 carries for 34 yards (6.8 avg.).
- Hit WR Brad Smith for a 36-yard TD to tie the game 21-21 in the 3rd quarter.

## 2010 (BUFFALO):

- Started 13 games.

- Dressed but did not play in 2 games.
  - Inactive for 1 game.
  - Completed 255-of-441 passes (57.8 pct.) for 3,000 yards and 23 TDs for a QB rating of 81.8.
  - 40 carries for 269 yards (6.7 avg.).
- VS. JACKSONVILLE (10/10):** 20-of-30 passing (66.7 pct.) for 220 yards and 3 TDs for a QB rating of 121.5; 2 carries for 4 yards (2.0 avg.).
- Completed a 45-yard TD pass to WR Lee Evans in the 1st quarter to put Buffalo ahead 7-0.
- AT BALTIMORE (10/24):** 29-of-43 passing (67.4 pct.) for 382 yards and 4 TDs for a QB rating of 106.9; 4 carries for 20 yards (5.0 avg.).
- Hit WR Steve Johnson for a 33-yard TD pass in the 2nd quarter to give Buffalo a 17-3 lead.
- AT CINCINNATI (11/21):** 21-of-34 passing (61.8 pct.) for 316 yards and 4 TDs for a QB rating of 107.0; 1 carry for 11 yards.
- Completed a 28-yard TD pass to WR Donald Jones in the 2nd quarter.

## 2009 (BUFFALO):

- Played in 10 games with 8 starts.
  - Dressed but did not play in 5 games.
  - Inactive for 1 game.
  - Completed 127-of-227 passes (55.9 pct.) for 1,422 yards and 9 TDs for a QB rating of 69.7.
  - 31 carries for 141 yards (4.5 avg.) and 1 TD.
- AT JACKSONVILLE (11/22):** 18-of-31 passing (58.1 pct.) for 297 yards and 1 TD for a QB rating of 74.3; 1 carry for 5 yards.
- Completed a 98-yard TD pass to WR Terrell Owens in the 3rd quarter.
  - The 98-yard completion was the longest play from scrimmage in the NFL that season.
- VS. MIAMI (11/29):** 17-of-26 passing (65.4 pct.) for 246 yards and 1 TD for a QB rating of 92.8; 7 carries for 50 yards (7.1 avg.) and 1 TD.
- Scored on a 31-yard run in the 2nd quarter to tie the game 7-7.
  - Hit WR Terrell Owens for a 51-yard TD pass in the 4th quarter.
- VS. INDIANAPOLIS (1/3):** 16-of-25 passing (64.0 pct.) for 155 yards and 3 TDs for a QB rating of 120.8; 1 carry for 7 yards.
- Completed a 41-yard TD pass to WR Terrell Owens in the 2nd quarter to put Buffalo ahead 21-7.

## 2008 (CINCINNATI):

- Played in 13 games with 12 starts.
  - Dressed but did not play in 3 games.
  - Completed 221-of-372 passes (59.4 pct.) for 1,905 yards and 8 TDs for a QB rating of 70.0.
  - 60 carries for 304 yards (5.1 avg.) and 2 TDs.
- VS. JACKSONVILLE (11/2):** 21-of-31 passing (67.7 pct.) for 162 yards and 2 TDs for a QB rating of 88.4; 3 carries for 52 yards (17.3 avg.).
- Completed a 10-yard TD pass to WR Chad Johnson in the 2nd quarter.
- VS. PHILADELPHIA (11/16):** 29-of-44 passing (65.9 pct.) for 261 yards and 1 TD for a QB rating of 89.3; 5 carries for 9 yards (1.8 avg.).
- Connected with WR T.J. Houshmandzadeh on a 26-yard TD pass in the 2nd quarter to put

Cincinnati ahead 10-3.

- VS. WASHINGTON (12/14):** 16-of-29 passing (55.2 pct.) for 209 yards and 1 TD for a QB rating of 89.6; 11 carries for 29 yards (2.6 avg.) and 1 TD.
- Ran for a 1-yard TD in the 1st quarter to put Cincinnati ahead 7-0.

### 2007 (ST. LOUIS/CINCINNATI):

- Played in 1 game for Cincinnati.
- Dressed but did not play in 15 games for Cincinnati.
- Traded to Cincinnati from St. Louis on Sept. 1.
- Spent the offseason and training camp with St. Louis.

- VS. BALTIMORE (9/10):** Played but did not record any stats.

### 2006 (ST. LOUIS):

- Played in 1 game.
- Inactive for 15 games.
- 3 carries for 0 yards (0.0 avg.).

- AT MINNESOTA (12/31):** 3 carries for 0 yards (0.0 avg.).

### 2005 (ST. LOUIS):

- Played in 4 games with 3 starts.
- Dressed but did not play in 2 games.
- Inactive for 10 games.
- Completed 76-of-135 passes (56.3 pct.) for 777 yards and 4 TDs for a QB rating of 58.2.
- 14 carries for 64 yards (4.6 avg.) and 2 TDs.

- AT HOUSTON (11/27):** 19-of-30 passing (63.3 pct.) for 310 yards and 3 TDs for a QB rating of 117.4; 3 carries for 23 yards (7.7 avg.).
- Made his NFL debut.
  - Threw his 1st NFL TD with a 19-yard pass to WR Torry Holt in the 3rd quarter.
  - Completed a 56-yard TD pass to WR Kevin Curtis to win the game in overtime.

- VS. WASHINGTON (12/4):** 21-of-36 passing (58.3 pct.) for 163 yards for a QB rating of 58.0; 5 carries for 22 yards (4.4 avg.) and 1 TD.
- Made his 1st NFL start.
  - Scored his 1st NFL rushing TD with a 7-yard run in the 2nd quarter.

- AT MINNESOTA (12/11):** 26-of-45 passing (57.8

pct.) for 235 yards; 5 carries for 16 yards (3.2 avg.) and 1 TD.

- Ran for a 14-yard TD in the 3rd quarter.

### HONORS:

- NFC Offensive Player of the Week (at Houston, 11/27).

## BEFORE THE NFL

### COLLEGE (HARVARD):

- 4-year letterman (2001-04).

**CAREER:** Played in 32 games; 384-of-641 passing (59.9 pct.) for 5,234 yards and 39 TDs; 365 carries for 1,487 yards (4.1 avg.) and 16 TDs.

- Finished his career ranked 2nd in school history in completions (384), TD passes (39), passing yards (5,234) and completion percentage (59.9 pct.).

**SENIOR (2004):** Played in all 10 games; 158-of-276 passing (57.2 pct.) for 1,986 yards and 13 TDs; 118 carries for 448 yards (3.8 avg.) and 5 TDs.

- Ivy League Player of the Year.

- Led team to a 10-0 record and the Ivy League Championship.

**JUNIOR (2003):** Played in 7 games; 107-of-178 passing (60.1 pct.) for 1,770 yards and 16 TDs; 109 carries for 430 yards (3.9 avg.) and 6 TDs.

**SOPHOMORE (2002):** Played in all 10 games; 94-of-150 passing (62.7 pct.) for 1,155 yards and 8 TDs; 115 carries for 523 yards (4.5 avg.) and 5 TDs.

**TRUE FRESHMAN (2001):** Played in 5 games; 25-of-37 passing (67.6 pct.) for 323 yards and 2 TDs; 23 carries for 86 yards (3.7 avg.).

### HIGH SCHOOL (HIGHLAND HS – GILBERT, ARIZ.)

- Also lettered in basketball and track and field.

### SENIOR (2000):

- 2nd-team all-state.
- 1st-team all-region.
- Set 12 school records.

### JUNIOR (1999):

- Led team to regional title.

## OFF THE FIELD

### PERSONAL:

- Married to Liza with 7 children.
- **MAJOR:** Economics.

### RYAN FITZPATRICK'S NFL REGULAR SEASON PASSING STATS

YEAR	TEAM	GP	GS	ATT	CMP	PCT	YDS	Y/A	TD	INT	LG	SK/YDS	RATE
2005	ST. LOUIS	4	3	135	76	56.3	777	5.8	4	8	56t	9/49	58.2
2006	ST. LOUIS	1	0	0	0	0.0	0	0.0	0	0	0	0/0	39.6
2007	CINCINNATI	1	0	0	0	0.0	0	0.0	0	0	0	0/0	39.6
2008	CINCINNATI	13	12	372	221	59.4	1,905	5.1	8	9	79	38/193	70.0
2009	BUFFALO	10	8	227	127	55.9	1,422	6.3	9	10	98t	21/127	69.7
2010	BUFFALO	13	13	441	255	57.8	3,000	6.8	23	15	65t	24/145	81.8
2011	BUFFALO	16	16	569	353	62.0	3,832	6.7	24	23	60t	22/148	79.1
2012	BUFFALO	16	16	505	306	60.6	3,400	6.7	24	16	68t	30/161	83.3
2013	TENNESSEE	11	9	350	217	62.0	2,454	7.0	14	12	77t	21/109	82.0
2014	HOUSTON	12	12	312	197	63.1	2,483	8.0	17	8	76t	21/83	95.3
2015	N.Y. JETS	16	16	562	335	59.6	3,905	6.9	31	15	69t	19/94	88.0
2016	N.Y. JETS	14	11	403	228	56.6	2,710	6.7	12	17	57	19/81	69.6
2017	TAMPA BAY	6	3	163	96	58.9	1,103	6.8	7	3	41	7/34	86.0
2018	TAMPA BAY	8	7	246	164	66.7	2,366	9.6	17	12	75t	14/76	100.4
2019	MIAMI	15	13	502	311	62.0	3,529	7.0	20	13	51	40/209	85.5
	<b>NFL TOTALS</b>	<b>156</b>	<b>139</b>	<b>4,787</b>	<b>2,886</b>	<b>60.3</b>	<b>32,886</b>	<b>6.9</b>	<b>210</b>	<b>161</b>	<b>98t</b>	<b>285/1509</b>	<b>81.6</b>

# RYAN FITZPATRICK'S NFL REGULAR SEASON RUSHING/RECEIVING STATS

YEAR	TEAM	GP	GS	RUSHING					RECEIVING				
				ATT	YDS	AVG	LG	TD	REC	YDS	AVG	LG	TD
2005	ST. LOUIS	4	3	14	64	4.6	14t	2	0	0	0.0	0	0
2006	ST. LOUIS	1	0	3	0	0.0	2	0	0	0	0.0	0	0
2007	CINCINNATI	1	0	0	0	0.0	0	0	0	0	0.0	0	0
2008	CINCINNATI	13	12	60	304	5.1	22	2	1	-3	-3.0	0	0
2009	BUFFALO	10	8	31	141	4.6	31t	1	0	0	0.0	0	0
2010	BUFFALO	13	13	40	269	6.7	22	0	0	0	0.0	0	0
2011	BUFFALO	16	16	56	215	3.8	18	0	0	0	0.0	0	0
2012	BUFFALO	16	16	48	197	4.1	20	1	0	0	0.0	0	0
2013	TENNESSEE	11	9	43	225	5.2	26	3	1	0	0.0	0	0
2014	HOUSTON	12	12	50	184	3.7	16	2	0	0	0.0	0	0
2015	N.Y. JETS	16	16	60	270	4.5	19	2	0	0	0.0	0	0
2016	N.Y. JETS	14	11	33	130	3.9	14	0	0	0	0.0	0	0
2017	TAMPA BAY	6	3	15	78	5.2	15	0	0	0	0.0	0	0
2018	TAMPA BAY	8	7	36	152	4.2	18	2	0	0	0.0	0	0
2019	MIAMI	15	13	54	243	4.5	20	4	0	0	0.0	0	0
NFL TOTALS		156	139	543	2,472	4.6	31t	19	2	-3	-1.5	0	0

## ADDITIONAL STATS

**Career Regular Season Record As A Starter:** (St. Louis) 0-3 in 2005; (Cincinnati) 4-7-1 in 2008; (Buffalo) 4-4 in 2009; 4-9 in 2010; 6-10 in 2011; 6-10 in 2012; (Tennessee) 3-6 in 2013; (Houston) 6-6 in 2014; (N.Y. Jets) 10-6 in 2015; 3-8 in 2016; (Tampa Bay) 2-1 in 2017, 2-5 in 2018, (Miami) 5-8 in 2019 for total of 55-83-1.

**Miscellaneous Tackles:** (Cincinnati) 1 in 2008, (Buffalo) 2 in 2010, 1 in 2011, 2 in 2012, (N.Y. Jets) 1 in 2015 for total of 7.

## SINGLE-GAME CAREER HIGHS

<b>Pass Attempts:</b>	58	twice, last: vs. Philadelphia, 9/27/15
<b>Completions:</b>	36	twice, last: at N.Y. Giants, 12/6/15
<b>Passing Yards:</b>	419	vs. Cincinnati, 12/22/19
<b>TD Passes:</b>	6	vs. Tennessee, 11/30/14
<b>Longest Pass:</b>	98t	at Jacksonville, 11/22/09
<b>Completion Pct.:</b>	81.8	vs. Philadelphia, 9/16/18
<b>Passer Rating:</b>	156.3	at New Orleans, 9/9/18
<b>Rush Attempts:</b>	12	at New Orleans, 9/9/18
<b>Rushing Yards:</b>	74	vs. N.Y. Jets, 10/3/10
<b>Longest Run:</b>	31t	vs. Miami, 11/29/09
<b>Rushing TDs:</b>	1	18 times, last: at Cleveland, 11/24/19

## FITZPATRICK'S 4TH QUARTER COMEBACK VICTORIES (12)

DATE	OPP	4Q DEFICIT	4Q/OT STATS	FINAL SCORE
1. 11/27/05	at Hou.	10-24	17-13-233-2-0	33-27
2. 11/29/09	vs. Mia.	7-14	8-7-116-1-0	31-14
3. 11/21/10	at Cin.	28-31	5-4-60-2-0	49-31
4. 9/18/11	vs. Oak.	31-35	19-13-122-2-0	38-35
5. 9/25/11	vs. NE	17-24	5-4-127-0-1	34-31
6. 11/24/13	at Oak.	16-19	16-12-96-1-0	23-19
7. 12/22/13	at Jax.	13-16	3-2-32-1-0	20-16
8. 12/6/15	at NYG	10-20	27-18-194-1-0	23-20
9. 12/19/15	at Dal.	9-13	12-10-132-1-0	19-16
10. 11/10/19	at Ind.	10-12	7-4-47-0-1	16-12
11. 12/1/19	vs. Phi.	26-28	16-10-126-0-0	37-31
12. 12/29/19	at NE	20-24	18-12-120-1-0	27-24

## FITZPATRICK'S GAME-WINNING DRIVES (17)

DATE	OPP	GW SCORE	TIME LEFT	FINAL SCORE
1. 11/27/05	at Hou.	56-yd pass to Curtis Lindell 47-yd FG	8:57*	33-27
2. 10/18/09	at NYJ	Lindell 47-yd FG	2:44*	16-13
3. 11/29/09	vs. Mia.	Lindell 56-yd FG	3:35	31-14
4. 11/21/10	at Cin.	11-yd pass to Johnson	14:19	49-31
5. 9/18/11	vs. Oak.	6-yd pass to Nelson	0:18	38-35
6. 9/25/11	vs. NE	Lindell 28-yd FG	0:03	34-31
7. 10/14/12	at Ari.	Lindell 25-yd FG	11:13*	19-16
8. 11/24/13	at Oak.	10-yd pass to Wright	0:15	23-19
9. 12/22/13	at Jax.	30-yd pass to Washington	14:31	20-16
10. 12/6/15	at NYG	Bullock 31-yd FG	8:50*	23-20
11. 12/19/15	at Dal.	Bullock 40-yd FG	0:41	19-16
12. 12/27/15	vs. NE	6-yd pass to Decker	12:27*	26-20
13. 11/19/17	at Mia.	Murray 35-yd FG	0:07	29-20
14. 11/10/19	at Ind.	Sanders 48-yd FG	5:45	16-12
15. 12/1/19	vs. Phi.	Laird 4-yd rush	11:06	37-31
16. 12/22/19	vs. Cin.	Sanders 37-yd FG	0:00*	38-35
17. 12/29/19	at NE	5-yd pass to Gesicki	0:24	27-24

\* denotes GWD was in overtime

## 300-YARD PASSING GAMES (21)

DATE	OPP	ATT	CMP	PCT	YDS	TD	INT	LG	RATE
11/27/05	at Hou.	30	19	63.3	310	3	1	56t	117.4
10/24/10	at Bal.	43	29	67.4	382	4	2	43	106.9
11/21/10	at Cin.	34	21	61.8	316	4	2	54	107.0
9/25/11	vs. NE	40	27	67.5	369	2	2	48	92.6
12/18/11	vs. Mia.	47	31	66.0	316	2	3	28	72.7
1/1/12	at NE	46	29	63.0	307	2	4	29	60.7
9/30/12	vs. NE	39	22	56.4	350	4	4	68t	81.1
11/11/12	at NE	40	27	67.5	337	2	1	25	99.7
11/24/13	at Oak.	42	30	71.4	320	2	0	54t	109.2
12/15/13	vs. Ari.	58	36	62.1	402	4	2	33	91.3
11/30/14	vs. Ten.	33	24	72.7	358	6	0	58t	147.5
12/6/15	at NYG	50	36	72.0	390	2	0	28	107.9
9/15/16	at Buf.	34	24	70.6	374	1	0	37	116.5
9/9/18	at NO	28	21	75.0	417	4	0	58t	156.3
9/16/18	vs. Phi.	33	27	81.8	402	4	1	75t	144.4
9/24/18	vs. Pit.	50	30	60.0	411	3	3	51	81.3
11/11/18	vs. Was.	41	29	70.7	406	0	2	29	82.0
11/17/19	vs. Buf.	45	32	71.1	323	0	0	50	91.3
12/1/19	vs. Phi.	39	27	69.2	365	3	1	43t	113.7
12/22/19	vs. Cin.	52	31	59.6	419	4	1	51	103.0
12/29/19	at NE	41	28	68.3	320	1	0	28	99.6

## 2005 GAME-BY-GAME STATS (ST. LOUIS)

DATE	OPPONENT	P/S	ATT	CMP	PCT	YDS	TD	INT	LG	SK/YDS
09/11	at San Francisco					INACTIVE				
09/18	at Arizona					INACTIVE				
09/25	TENNESSEE					INACTIVE				
10/02	at N.Y. Giants					INACTIVE				
10/09	SEATTLE					INACTIVE				
10/17	at Indianapolis					INACTIVE				
10/23	NEW ORLEANS					INACTIVE				
10/30	JACKSONVILLE					INACTIVE				
11/13	at Seattle					INACTIVE				
11/20	ARIZONA					INACTIVE				
11/27	at Houston	1/0	30	19	63.3	310	3	1	56t	5/22
12/04	WASHINGTON	1/1	36	21	58.3	163	0	1	19	3/21
12/11	at Minnesota	1/1	45	26	57.8	235	0	5	20	1/6
12/18	PHILADELPHIA	1/1	24	10	41.7	69	1	1	13	0/0
12/24	SAN FRANCISCO					DID NOT PLAY				
01/01	at Dallas					DID NOT PLAY				
<b>2005 TOTALS</b>		<b>4/3</b>	<b>135</b>	<b>76</b>	<b>56.3</b>	<b>777</b>	<b>4</b>	<b>8</b>	<b>56t</b>	<b>9/49</b>

## 2006 GAME-BY-GAME STATS (ST. LOUIS)

DATE	OPPONENT	P/S	ATT	CMP	PCT	YDS	TD	INT	LG	SK/YDS
09/10	DENVER					INACTIVE				
09/17	at San Francisco					INACTIVE				
09/24	at Arizona					INACTIVE				
10/01	DETROIT					INACTIVE				
10/08	at Green Bay					INACTIVE				
10/15	SEATTLE					INACTIVE				
10/29	at San Diego					INACTIVE				
11/05	KANSAS CITY					INACTIVE				
11/12	at Seattle					INACTIVE				
11/19	at Carolina					INACTIVE				
11/26	SAN FRANCISCO					INACTIVE				
12/03	ARIZONA					INACTIVE				
12/11	CHICAGO					INACTIVE				
12/17	at Oakland					INACTIVE				
12/24	WASHINGTON					INACTIVE				
12/31	at Minnesota	1/0	0	0	0.0	0	0	0	-	0/0
<b>2006 TOTALS</b>		<b>1/0</b>	<b>0</b>	<b>0</b>	<b>0.0</b>	<b>0</b>	<b>0</b>	<b>0</b>	<b>-</b>	<b>0/0</b>

## 2007 GAME-BY-GAME STATS (CINCINNATI)

DATE	OPPONENT	P/S	ATT	CMP	PCT	YDS	TD	INT	LG	SK/YDS
09/10	BALTIMORE	1/0	0	0	0.0	0	0	0	-	0/0
09/16	at Cleveland					DID NOT PLAY				
09/23	at Seattle					DID NOT PLAY				
10/01	NEW ENGLAND					DID NOT PLAY				
10/14	at Kansas City					DID NOT PLAY				
10/21	N.Y. JETS					DID NOT PLAY				
10/28	PITTSBURGH					DID NOT PLAY				
11/04	at Buffalo					DID NOT PLAY				
11/11	at Baltimore					DID NOT PLAY				
11/18	ARIZONA					DID NOT PLAY				
11/25	TENNESSEE					DID NOT PLAY				
12/02	at Pittsburgh					DID NOT PLAY				
12/09	ST. LOUIS					DID NOT PLAY				
12/15	at San Francisco					DID NOT PLAY				
12/23	CLEVELAND					DID NOT PLAY				
12/30	at Miami					DID NOT PLAY				
<b>2007 TOTALS</b>		<b>1/0</b>	<b>0</b>	<b>0</b>	<b>0.0</b>	<b>0</b>	<b>0</b>	<b>0</b>	<b>-</b>	<b>0/0</b>

### 2008 GAME-BY-GAME STATS (CINCINNATI)

DATE	OPPONENT	P/S	ATT	CMP	PCT	YDS	TD	INT	LG	SK/YDS
09/07	at Baltimore					DID NOT PLAY				
09/14	TENNESSEE	1/0	0	0	0.0	0	0	0	-	0/0
09/21	at N.Y. Giants					DID NOT PLAY				
09/28	CLEVELAND	1/1	35	21	60.0	156	1	3	22	3/14
10/05	at Dallas					DID NOT PLAY				
10/12	at N.Y. Jets	1/1	33	20	60.6	152	0	0	16	5/24
10/19	PITTSBURGH	1/1	35	21	60.0	164	1	0	19	7/47
10/26	at Houston	1/1	32	20	62.5	155	0	2	14	2/7
11/02	JACKSONVILLE	1/1	31	21	67.7	162	2	1	22	2/9
11/16	PHILADELPHIA	1/1	44	29	65.9	261	1	0	26t	8/35
11/20	at Pittsburgh	1/1	37	20	54.1	168	1	1	31	1/3
11/30	BALTIMORE	1/1	31	12	38.7	124	0	0	46	3/22
12/07	at Indianapolis	1/1	26	18	69.2	170	0	2	26	4/23
12/14	WASHINGTON	1/1	29	16	55.2	209	1	0	79	2/5
12/21	at Cleveland	1/1	9	5	55.6	55	1	0	20t	0/0
12/28	KANSAS CITY	1/1	30	18	60.0	129	0	0	16	1/4
<b>2008 TOTALS</b>		<b>13/12</b>	<b>372</b>	<b>221</b>	<b>59.4</b>	<b>1905</b>	<b>8</b>	<b>9</b>	<b>79</b>	<b>38/193</b>

### 2009 GAME-BY-GAME STATS (BUFFALO)

DATE	OPPONENT	P/S	ATT	CMP	PCT	YDS	TD	INT	LG	SK/YDS
09/14	at New England					DID NOT PLAY				
09/20	TAMPA BAY					DID NOT PLAY				
09/27	NEW ORLEANS					DID NOT PLAY				
10/04	at Miami					DID NOT PLAY				
10/11	CLEVELAND					DID NOT PLAY				
10/18	at N.Y. Jets	1/0	25	10	40.0	116	1	1	37t	0/0
10/25	at Carolina	1/1	22	11	50.0	123	1	0	50	2/9
11/01	HOUSTON	1/1	23	15	65.2	117	0	2	24	2/10
11/15	at Tennessee	1/0	7	2	28.6	6	0	1	5	0/0
11/22	at Jacksonville	1/1	31	18	58.1	297	1	2	98t	2/7
11/29	MIAMI	1/1	26	17	65.4	246	1	1	51t	6/39
12/03	N.Y. JETS	1/1	23	9	39.1	98	0	1	38	3/27
12/13	at Kansas City	1/1	20	12	60.0	86	1	1	17	2/13
12/20	NEW ENGLAND	1/1	25	17	68.0	178	1	1	29	4/22
12/27	at Atlanta					INACTIVE				
01/03	INDIANAPOLIS	1/1	25	16	64.0	155	3	0	41t	0/0
<b>2009 TOTALS</b>		<b>10/8</b>	<b>227</b>	<b>127</b>	<b>55.9</b>	<b>1422</b>	<b>9</b>	<b>10</b>	<b>98t</b>	<b>21/127</b>

### 2010 GAME-BY-GAME STATS (BUFFALO)

DATE	OPPONENT	P/S	ATT	CMP	PCT	YDS	TD	INT	LG	SK/YDS
09/12	MIAMI					DID NOT PLAY				
09/19	at Green Bay					DID NOT PLAY				
09/26	at New England	1/1	28	20	71.4	247	2	2	37t	1/7
10/03	N.Y. JETS	1/1	27	12	44.4	128	2	0	37	3/19
10/10	JACKSONVILLE	1/1	30	20	66.7	220	3	0	45t	3/24
10/24	at Baltimore	1/1	43	29	67.4	382	4	2	43	1/0
10/31	at Kansas City	1/1	48	24	50.0	223	1	1	37	3/32
11/07	CHICAGO	1/1	51	31	60.8	299	1	2	45	1/5
11/14	DETROIT	1/1	24	12	50.0	146	1	0	43	1/7
11/21	at Cincinnati	1/1	34	21	61.8	316	4	2	54	1/8
11/28	PITTSBURGH	1/1	45	23	51.1	265	1	1	65t	2/10
12/05	at Minnesota	1/1	25	15	60.0	158	1	1	28	1/3
12/12	CLEVELAND	1/1	23	14	60.9	142	1	0	35	2/11
12/19	at Miami	1/1	26	16	61.5	223	2	1	29	2/12
12/26	NEW ENGLAND	1/1	37	18	48.6	251	0	3	41	3/7
01/02	at N.Y. Jets					INACTIVE				
<b>2010 TOTALS</b>		<b>13/13</b>	<b>441</b>	<b>255</b>	<b>57.8</b>	<b>3000</b>	<b>23</b>	<b>15</b>	<b>65t</b>	<b>24/145</b>

## 2011 GAME-BY-GAME STATS (BUFFALO)

DATE	OPPONENT	P/S	ATT	CMP	PCT	YDS	TD	INT	LG	SK/YDS
09/11	at Kansas City	1/1	25	17	68.0	208	4	0	35	1/7
09/18	OAKLAND	1/1	46	28	60.9	264	3	1	19	0/0
09/25	NEW ENGLAND	1/1	40	27	67.5	369	2	2	48	0/0
10/02	at Cincinnati	1/1	34	20	58.8	199	0	0	44	1/9
10/09	PHILADELPHIA	1/1	27	21	77.8	193	1	1	49	1/5
10/16	at N.Y. Giants	1/1	30	21	70.0	244	2	2	60t	3/25
10/30	WASHINGTON	1/1	27	21	77.8	262	2	1	46	2/10
11/06	N.Y. JETS	1/1	31	15	48.4	191	1	2	52	0/0
11/13	at Dallas	1/1	31	20	64.5	146	1	3	21	1/10
11/20	at Miami	1/1	39	20	51.3	209	0	2	31	2/11
11/27	at N.Y. Jets	1/1	39	26	66.7	264	3	0	36t	3/14
12/04	TENNESSEE	1/1	46	29	63.0	288	1	0	29	1/6
12/11	at San Diego	1/1	34	13	38.2	176	0	2	53	1/10
12/18	MIAMI	1/1	47	31	66.0	316	2	3	28	3/25
12/24	DENVER	1/1	27	15	55.6	196	0	0	55	1/5
01/01	at New England	1/1	46	29	63.0	307	2	4	29	2/11
<b>2011 TOTALS</b>		<b>16/16</b>	<b>569</b>	<b>353</b>	<b>62.0</b>	<b>3832</b>	<b>24</b>	<b>23</b>	<b>60t</b>	<b>22/148</b>

## 2012 GAME-BY-GAME STATS (BUFFALO)

DATE	OPPONENT	P/S	ATT	CMP	PCT	YDS	TD	INT	LG	SK/YDS
09/09	at N.Y. Jets	1/1	32	18	56.3	195	3	3	30	0/0
09/16	KANSAS CITY	1/1	19	10	52.6	178	2	0	49t	0/0
09/23	at Cleveland	1/1	35	22	62.9	208	3	0	32t	1/2
09/30	NEW ENGLAND	1/1	39	22	56.4	350	4	4	68t	3/10
10/07	at San Francisco	1/1	26	16	61.5	126	0	1	20	1/11
10/14	at Arizona	1/1	32	18	56.3	153	0	0	23	2/12
10/21	TENNESSEE	1/1	35	27	77.1	225	3	1	27t	1/9
11/04	at Houston	1/1	38	25	65.8	239	0	0	28	4/9
11/11	at New England	1/1	40	27	67.5	337	2	1	25	3/18
11/15	MIAMI	1/1	27	17	63.0	168	0	0	24	3/7
11/25	at Indianapolis	1/1	33	17	51.5	180	1	1	63	2/11
12/02	JACKSONVILLE	1/1	17	9	52.9	112	2	1	51	0/0
12/09	ST. LOUIS	1/1	33	25	75.8	247	1	1	34	5/27
12/16	SEATTLE	1/1	38	21	55.3	217	1	2	25	3/32
12/23	at Miami	1/1	35	20	57.1	240	1	1	41	2/13
12/30	N.Y. JETS	1/1	26	12	46.2	225	1	0	66t	0/0
<b>2012 TOTALS</b>		<b>16/16</b>	<b>505</b>	<b>306</b>	<b>60.6</b>	<b>3400</b>	<b>24</b>	<b>16</b>	<b>68t</b>	<b>30/161</b>

## 2013 GAME-BY-GAME STATS (TENNESSEE)

DATE	OPPONENT	P/S	ATT	CMP	PCT	YDS	TD	INT	LG	SK/YDS
09/08	at Pittsburgh					DID NOT PLAY				
09/15	at Houston					DID NOT PLAY				
09/22	SAN DIEGO					DID NOT PLAY				
09/29	N.Y. JETS	1/0	8	3	37.5	108	1	0	77t	0/0
10/06	KANSAS CITY	1/1	41	21	51.2	247	1	2	49t	3/13
10/13	at Seattle	1/1	29	17	58.6	171	0	2	32	3/14
10/20	SAN FRANCISCO					DID NOT PLAY				
11/03	at St. Louis					DID NOT PLAY				
11/10	JACKSONVILLE	1/0	33	22	66.7	264	2	0	40	1/9
11/14	INDIANAPOLIS	1/1	28	22	78.6	222	1	0	42	2/4
11/24	at Oakland	1/1	42	30	71.4	320	2	0	54t	2/8
12/01	at Indianapolis	1/1	37	21	56.8	201	1	3	35	1/16
12/08	at Denver	1/1	24	13	54.2	172	1	1	57	2/14
12/15	ARIZONA	1/1	58	36	62.1	402	4	2	33	3/8
12/22	at Jacksonville	1/1	26	17	65.4	181	1	1	30t	3/17
12/29	HOUSTON	1/1	24	15	62.5	166	0	1	34	1/6
<b>2013 TOTALS</b>		<b>11/9</b>	<b>350</b>	<b>217</b>	<b>62.0</b>	<b>2454</b>	<b>14</b>	<b>12</b>	<b>77t</b>	<b>21/109</b>

## 2014 GAME-BY-GAME STATS (HOUSTON)

DATE	OPPONENT	P/S	ATT	CMP	PCT	YDS	TD	INT	LG	SK/YDS
09/07	WASHINGTON	1/1	22	14	63.6	206	1	0	76t	0/0
09/14	at Oakland	1/1	19	14	73.7	139	2	0	26	0/0
09/21	at N.Y. Giants	1/1	34	20	58.8	289	1	3	49	2/7
09/28	BUFFALO	1/1	37	25	67.6	268	1	2	35t	3/4
10/05	at Dallas	1/1	25	16	64.0	154	0	1	20	0/0
10/09	INDIANAPOLIS	1/1	23	15	65.2	212	1	0	40	5/16
10/20	at Pittsburgh	1/1	32	21	65.6	262	2	1	32	1/1
10/26	at Tennessee	1/1	35	19	54.3	227	1	0	23	5/34
11/02	PHILADELPHIA	1/1	27	13	48.1	203	2	1	56t	4/21
11/16	at Cleveland					DID NOT PLAY				
11/23	CINCINNATI					DID NOT PLAY				
11/30	TENNESSEE	1/1	33	24	72.7	358	6	0	58t	0/0
12/07	at Jacksonville	1/1	27	13	68.4	135	0	0	28	1/0
12/14	at Indianapolis	1/1	19	13	68.4	135	0	0	28	1/0
12/21	BALTIMORE					INJURED RESERVE				
12/28	JACKSONVILLE					INJURED RESERVE				
<b>2014 TOTALS</b>		<b>12/12</b>	<b>312</b>	<b>197</b>	<b>63.1</b>	<b>2483</b>	<b>17</b>	<b>8</b>	<b>76t</b>	<b>21/83</b>

## 2015 GAME-BY-GAME STATS (N.Y. JETS)

DATE	OPPONENT	P/S	ATT	CMP	PCT	YDS	TD	INT	LG	SK/YDS
09/13	CLEVELAND	1/1	24	15	62.5	179	2	1	43	0/0
09/21	at Indianapolis	1/1	34	22	64.7	244	2	1	42	1/1
09/27	PHILADELPHIA	1/1	58	35	60.3	283	2	3	26	1/7
10/04	at Miami	1/1	29	16	55.2	218	1	1	58	0/0
10/18	WASHINGTON	1/1	26	19	73.1	253	2	1	35t	0/0
10/25	at New England	1/1	39	22	56.4	295	2	0	29	2/12
11/01	at Oakland	1/1	5	4	80.0	46	0	0	25	0/0
11/08	JACKSONVILLE	1/1	34	21	61.8	272	2	0	44	2/11
11/12	BUFFALO	1/1	34	15	44.1	193	2	2	36	1/3
11/22	at Houston	1/1	39	19	48.7	216	1	2	25	3/19
11/29	MIAMI	1/1	37	22	59.5	277	4	0	47	1/3
12/06	at N.Y. Giants	1/1	50	36	72.0	390	2	0	28	3/17
12/13	TENNESSEE	1/1	36	21	58.3	263	3	0	69t	1/7
12/19	at Dallas	1/1	39	26	66.7	299	1	1	43	2/0
12/27	NEW ENGLAND	1/1	41	26	63.4	296	3	0	48	1/11
01/03	at Buffalo	1/1	37	16	43.2	181	2	3	41	1/3
<b>2015 TOTALS</b>		<b>16/16</b>	<b>562</b>	<b>335</b>	<b>59.6</b>	<b>3905</b>	<b>31</b>	<b>15</b>	<b>69t</b>	<b>19/94</b>

## 2016 GAME-BY-GAME STATS (N.Y. JETS)

DATE	OPPONENT	P/S	ATT	CMP	PCT	YDS	TD	INT	LG	SK/YDS
09/11	CINCINNATI	1/1	35	19	54.3	189	2	1	24	1/1
09/15	at Buffalo	1/1	34	24	70.6	374	1	0	37	1/4
09/25	at Kansas City	1/1	44	20	45.5	188	0	6	31	0/0
10/02	SEATTLE	1/1	41	23	56.1	261	1	3	41	4/14
10/09	at Pittsburgh	1/1	38	25	65.8	255	1	0	19	3/11
10/17	at Arizona	1/1	31	16	51.6	174	0	1	36	0/0
10/23	BALTIMORE	1/0	14	9	64.3	120	1	0	31	2/15
10/30	at Cleveland	1/1	34	16	47.1	228	1	0	57	2/6
11/06	at Miami	1/1	27	16	59.3	194	1	2	27	3/22
11/13	L.A. RAMS					DID NOT PLAY				
11/27	NEW ENGLAND	1/1	32	22	68.8	269	2	0	40	1/0
12/05	INDIANAPOLIS	1/1	12	5	41.7	81	0	1	40	0/0
12/11	at San Francisco					DID NOT PLAY				
12/17	MIAMI	1/0	10	5	50.0	31	0	1	13	0/0
12/24	at New England	1/0	21	8	38.1	136	0	2	30	0/0
01/01	BUFFALO	1/1	30	20	66.7	210	2	0	51	1/8
<b>2016 TOTALS</b>		<b>14/11</b>	<b>403</b>	<b>228</b>	<b>56.6</b>	<b>2710</b>	<b>12</b>	<b>17</b>	<b>57</b>	<b>19/81</b>



## 2017 GAME-BY-GAME STATS (TAMPA BAY)

DATE	OPPONENT	P/S	ATT	CMP	PCT	YDS	TD	INT	LG	SK/YDS
09/17	CHICAGO	1/0	1	0	0.0	0	0	0	-	0/0
09/24	at Minnesota					DID NOT PLAY				
10/01	N.Y. GIANTS					DID NOT PLAY				
10/05	NEW ENGLAND					DID NOT PLAY				
10/15	at Arizona	1/0	32	22	68.8	290	3	2	41	2/7
10/22	at Buffalo					DID NOT PLAY				
10/29	CAROLINA					DID NOT PLAY				
11/05	at New Orleans	1/0	15	8	53.3	68	1	0	15	2/10
11/12	N.Y. JETS	1/1	34	17	50.0	187	1	1	22	1/6
11/19	at Miami	1/1	37	22	59.5	275	2	0	29	1/7
11/26	at Atlanta	1/1	44	27	61.4	283	0	0	29	1/4
12/03	at Green Bay					DID NOT PLAY				
12/10	DETROIT					DID NOT PLAY				
12/18	ATLANTA					DID NOT PLAY				
12/24	at Carolina					DID NOT PLAY				
12/31	NEW ORLEANS					DID NOT PLAY				
<b>2017 TOTALS</b>		<b>6/3</b>	<b>163</b>	<b>96</b>	<b>58.9</b>	<b>1103</b>	<b>7</b>	<b>3</b>	<b>41</b>	<b>7/34</b>

## 2018 GAME-BY-GAME STATS (TAMPA BAY)

DATE	OPPONENT	P/S	ATT	CMP	PCT	YDS	TD	INT	LG	SK/YDS
09/09	at New Orleans	1/1	28	21	75.0	417	4	0	58t	0/0
09/16	PHILADELPHIA	1/1	33	27	81.8	402	4	1	75t	2/9
09/24	PITTSBURGH	1/1	50	30	60.0	411	3	3	51	3/19
09/30	at Chicago	1/1	18	9	50.0	126	0	1	48	2/9
10/14	at Atlanta					DID NOT PLAY				
10/21	CLEVELAND					DID NOT PLAY				
10/28	at Cincinnati	1/0	15	11	73.3	194	2	0	72t	1/0
11/04	at Carolina	1/1	40	24	60.0	243	4	2	31	3/24
11/11	WASHINGTON	1/1	41	29	70.7	406	0	2	29	2/8
11/18	at N.Y. Giants	1/1	21	13	61.9	167	0	3	39	1/7
11/25	SAN FRANCISCO					DID NOT PLAY				
12/02	CAROLINA					DID NOT PLAY				
12/09	NEW ORLEANS					DID NOT PLAY				
12/16	at Baltimore					DID NOT PLAY				
12/23	at Dallas					INACTIVE				
12/30	ATLANTA					INACTIVE				
<b>2018 TOTALS</b>		<b>8/7</b>	<b>246</b>	<b>164</b>	<b>66.7</b>	<b>2366</b>	<b>17</b>	<b>12</b>	<b>75t</b>	<b>14/76</b>

## 2019 GAME-BY-GAME STATS (MIAMI)

DATE	OPPONENT	P/S	ATT	CMP	PCT	YDS	TD	INT	LG	SK/YDS
09/08	BALTIMORE	1/1	29	14	48.3	185	1	1	49	2/5
09/15	NEW ENGLAND	1/1	21	11	52.4	89	0	3	17	4/23
09/22	at Dallas	1/0	2	2	100.0	29	0	0	25	0/0
09/29	L.A. CHARGERS					DID NOT PLAY				
10/13	WASHINGTON	1/0	18	12	66.7	132	1	0	30	0/0
10/20	at Buffalo	1/1	35	23	65.7	282	1	1	35	0/0
10/28	at Pittsburgh	1/1	34	21	61.8	190	2	2	17	4/20
11/03	N.Y. JETS	1/1	36	24	66.7	288	3	0	34	4/22
11/10	at Indianapolis	1/1	33	21	63.6	169	0	1	21	3/10
11/17	BUFFALO	1/1	45	32	71.1	323	0	0	50	7/43
11/24	at Cleveland	1/1	39	21	53.8	214	2	2	22	4/22
12/01	PHILADELPHIA	1/1	39	27	69.2	365	3	1	43	3/15
12/08	at N.Y. Jets	1/1	37	21	56.8	245	0	1	25	2/5
12/15	at N.Y. Giants	1/1	41	23	56.1	279	2	0	29	3/17
12/22	CINCINNATI	1/1	52	31	59.6	419	4	1	51	2/13
12/29	at New England	1/1	41	28	68.3	320	1	0	28	2/14
<b>2019 TOTALS</b>		<b>15/13</b>	<b>502</b>	<b>311</b>	<b>62.0</b>	<b>3,529</b>	<b>20</b>	<b>13</b>	<b>51</b>	<b>40/209</b>



75

ERECK  
FLOWERS

GUARD // 6-6 // 343 // MIAMI (FL) '15

ACQUIRED: UFA, '20 (WAS.)

HOMETOWN: MIAMI, FLA. // BORN: 4/25/94

NFL: SIXTH SEASON // DOLPHINS: FIRST SEASON

## NFL CAREER

## TRANSACTIONS:

- Signed by Miami as an unrestricted free agent from Washington on March 21, 2020.
- Signed by Washington as an unrestricted free agent from Jacksonville on March 18, 2019.
- Signed by Jacksonville on Oct. 12, 2018.
- Waived by the N.Y. Giants on Oct. 9, 2018.
- 1st-round pick (9th overall) by the N.Y. Giants in the 2015 NFL draft.

## CAREER HIGHLIGHTS:

- Played in 75 career games with 71 starts.

## 2019 (WASHINGTON):

- Started all 16 games at left guard.

**AT PHILADELPHIA (9/8):** Started at left guard.

- Made his Redskins debut.

**VS. DETROIT (11/24):** Started at left guard.

- Helped protect QB Dwayne Haskins, who completed 13-of-29 passes for his 1st NFL win.

**VS. PHILADELPHIA (12/15):** Started at left guard.

- Helped block for an offense that totaled three touchdowns and 352 total yards.

## 2018 (JACKSONVILLE/N.Y. GIANTS):

- Played in 8 games with 7 starts at left tackle for Jacksonville.
- Inactive for 1 game with Jacksonville.
- Dressed but did not play 2 games with Jacksonville.
- Signed by Jacksonville on Oct. 12.
- Waived by the N.Y. Giants on Oct. 9.
- Played in 5 games with 2 starts at right tackle for the N.Y. Giants.

**VS. JACKSONVILLE (9/9):** Started at right tackle.

- Helped block for RB Saquon Barkley, who rushed for a 68-yard TD in his NFL debut.

**AT INDIANAPOLIS (11/11):** Played but did not record any stats.

- Made his Jaguars debut.

**VS. PITTSBURGH (11/18):** Started at left tackle.

- Made his 1st Jaguars start.

## 2017 (N.Y. GIANTS):

- Started 15 games at left tackle.
- Inactive for 1 game.

**AT PHILADELPHIA (9/24):** Started at left tackle.

- Helped protect QB Eli Manning, who passed for 366 yards and 3 TDs.

**VS. PHILADELPHIA (12/17):** Started at left tackle.

- Blocked for QB Eli Manning, who threw for 434 yards, the 4th-most of his career.

**AT ARIZONA (12/24):** Started at left tackle.

- Started in his 44th consecutive game.

## 2016 (N.Y. GIANTS):

- Started all 16 games at left tackle.
- Helped the team allow just 22 sacks, which was the 3rd-fewest in the NFL that season.

**VS. BALTIMORE (10/16):** Started at left tackle.

- Helped protect QB Eli Manning, who threw for 403 yards and 3 TDs – including 222 of them to WR Odell Beckham Jr.

**VS. PHILADELPHIA (11/6):** Started at left tackle.

- Helped keep a clean pocket for QB Eli Manning's 4 TD passes.

## POSTSEASON:

**NFC WILD CARD AT GREEN BAY (1/8):** Started at left tackle.

## 2015 (N.Y. GIANTS):

- Started 15 games at left tackle.
- Inactive for 1 game.
- Helped the Giants finish 6th in the NFL in scoring (26.3 points per game) and 8th in total yards (372.0 per game).
- Helped QB Eli Manning set a franchise record with 387 completions and throw for a career-high 35 TD passes.

**AT DALLAS (9/13):** Started at left tackle.

- Started in his NFL debut.

**VS. SAN FRANCISCO (10/11):** Started at left tackle.

- Helped the offense total 525 net yards, its most since 2012.

**AT NEW ORLEANS (11/1):** Started at left tackle.

- Helped the offense total 49 points, its most in a single game since 2012.
- Helped protect QB Eli Manning, who threw for a career-high 6 TD passes.

## BEFORE THE NFL

## COLLEGE (MIAMI):

- 3-year letterman (2012-14) and 2-year starter.

**CAREER:** Played in 37 games with 28 starts – 24 at

left tackle and 4 at right tackle.  
**JUNIOR (2014):** Played in 12 games with 11 starts;  
• 2nd-team All-ACC.

**SOPHOMORE (2013):** Started all 13 games at left tackle.

**TRUE FRESHMAN (2012):** Played in all 12 games with 4 starts at right tackle.

## HIGH SCHOOL (NORLAND SENIOR HS – MIAMI GARDENS, FLA.)

**SENIOR (2011):**  
• Helped lead team to a 15-0 season and state championship.

## OFF THE FIELD

### PERSONAL:

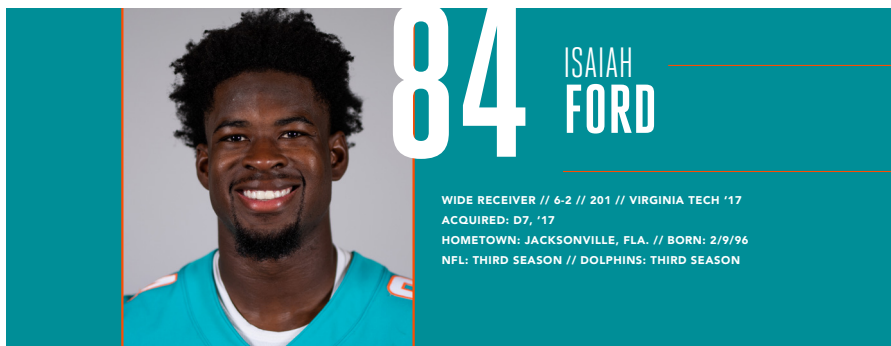
- **MAJOR:** Criminology.

## ERECK FLOWERS' NFL REGULAR SEASON STATS

**GAMES/STARTS:** (N.Y. Giants) 2015: 15/15, 2016: 16/16, 2017: 15/15, 2018: 5/2, (Jacksonville) 2018: 8/7, (Washington) 2019: 16/16     **NFL TOTALS: 75/71**

## ERECK FLOWERS' NFL PLAYOFF STATS

**GAMES/STARTS:** (N.Y. Giants) 2016: 1/1     **PLAYOFF TOTALS: 1/1**



## NFL CAREER

### TRANSACTIONS:

- Promoted from Miami's practice squad on Nov. 27, 2019.
- Signed to Miami's practice squad on Nov. 1, 2019.
- Waived by Miami on Oct. 30, 2019.
- Promoted from Miami's practice squad on Sept. 25, 2019.
- Signed to Miami's practice squad on Sept. 1, 2019.
- Waived by Miami on Aug. 31, 2019.
- Promoted from Miami's practice squad on Nov. 28, 2018.
- Signed to Miami's practice squad on Sept. 3, 2018
- Waived by Miami on Sept. 1, 2018.
- 7th-round pick (237th overall) by Miami in the 2017 NFL draft.

### CAREER HIGHLIGHTS:

- Played in 9 games.
- 23 receptions for 244 yards (10.6 avg.).
- 1 carry for 11 yards.

### 2019 (MIAMI):

- Played in 8 games.
- Inactive for 1 game.
- 23 receptions for 244 yards (10.6 avg.); 1 carry for 11 yards.
- Spent two stints on the practice squad.

**AT N.Y. JETS (12/8):** 6 receptions for 92 yards (15.3 avg.).

**VS. CINCINNATI (12/22):** 5 receptions for 68 yards (13.6 avg.).

- Caught 2 passes for 43 yards (21.5 avg.) on the game-winning drive in overtime.

**AT NEW ENGLAND (12/29):** 7 receptions for 54 yards (7.7 avg.); 1 carry for 11 yards.

### 2018 (MIAMI):

- Played in 1 game.
- Inactive for 4 games.
- Promoted from Miami's practice squad on Nov. 28.

**VS. BUFFALO (12/2):** Played 13 offensive snaps.

- Made NFL debut.

### 2017 (MIAMI):

- Missed the entire season after being placed on injured reserve on Aug. 19.

## BEFORE THE NFL

### COLLEGE (VIRGINIA TECH):

- 3-year starter (2014-16).

**CAREER:** Played in 40 games with 37 starts; 210 receptions for 2,967 yards (14.1 avg.) and 24 TDs.

- Left school as the only player in ACC history to hold sole possession of his school's career records for receptions, receiving yards and receiving TDs.

**JUNIOR (2016):** Started all 14 games; 79 receptions for 1,094 yards (13.9 avg.) and 7 TDs; 6 carries for 33 yards (5.5 avg.).

- His 79 receptions were a single-season school record.
- Consensus 2nd-team All-ACC.

**SOPHOMORE (2015):** Played in all 13 games with 12 starts; 75 receptions for 1,164 yards (15.5 avg.) and 11 TDs; 7 carries for 51 yards (7.3 avg.).

- His 1,164 receiving yards and 11 TD receptions were single-season school records.
- 1st-team All-ACC.

**TRUE FRESHMAN (2014):** Played in all 13 games with 11 starts; 56 receptions for 709 yards (12.7 avg.) and 6 TDs; 4 carries for 0 yards.

- His 56 receptions and 709 receiving yards led the team.
- Honorable mention All-ACC.

### HIGH SCHOOL (TRINITY CHRISTIAN ACADEMY – JACKSONVILLE, FLA.)

- Also played basketball, averaging 37 points per game as a senior and earning 1st-team All-First Coast honors.

**SENIOR (2013):** 717 receiving yards and 12 receiving TDs; 401 rushing yards and 4 rushing TDs; 1 TD pass.

- All-state.

## OFF THE FIELD

### COMMUNITY:

- In 2019, partnered with Special Olympics Florida to surprise athletes at Miami Southridge High School at their annual ceremony.

### PERSONAL:

- **MAJOR:** Human development.

### ISAIAH FORD'S NFL REGULAR SEASON STATS

RECEIVING															RUSHING				
YEAR	TEAM	GP	GS	REC	YDS	AVG	LG	TD	ATT	YDS	AVG	LG	TD						
2017	MIAMI			INJURED RESERVE															
2018	MIAMI	1	0	0	0	0.0	-	0	0	0	0.0	-	0						
2019	MIAMI	8	0	23	244	10.6	28	0	1	11	11.0	11	0						
NFL TOTALS		9	0	23	244	10.6	28	0	1	11	11.0	11	0						

### ADDITIONAL STATS

Miscellaneous Tackles: 1 in 2019.

### 2018 GAME-BY-GAME STATS (MIAMI)

DATE	OPPONENT	P/S	REC	YDS	AVG	LG	TD
09/09	TENNESSEE						
09/16	at N.Y. Jets						
09/23	OAKLAND						
09/30	at New England						
10/07	at Cincinnati						
10/14	CHICAGO						
10/21	DETROIT						
10/25	at Houston						
11/04	N.Y. JETS						
11/11	at Green Bay						
11/25	at Indianapolis						
12/02	BUFFALO	1/0	0	0	0.0	0	0
12/09	NEW ENGLAND						
12/16	at Minnesota						
12/23	JACKSONVILLE						
12/30	at Buffalo						
2018 TOTALS		1/0	0	0	0.0	0	0

### 2019 GAME-BY-GAME STATS (MIAMI)

DATE	OPPONENT	P/S	REC	YDS	AVG	LG	TD
09/08	BALTIMORE						
09/15	NEW ENGLAND						
09/22	at Dallas						
09/29	L.A. CHARGERS	1/0	2	9	4.5	7	0
10/13	WASHINGTON	1/0	0	0	0.0	0	0
10/20	at Buffalo	1/0	0	0	0.0	0	0
10/28	at Pittsburgh						
11/03	N.Y. JETS						
11/10	at Indianapolis						
11/17	BUFFALO						
11/24	at Cleveland						
12/01	PHILADELPHIA	1/0	0	0	0.0	0	0
12/08	at N.Y. Jets	1/0	6	92	15.3	25	0
12/15	at N.Y. Giants	1/0	3	21	7.0	8	0
12/22	CINCINNATI	1/0	5	68	13.6	28	0
12/29	at New England	1/0	7	54	7.7	15	0
2019 TOTALS		8/0	23	244	10.6	28	0



## NFL CAREER

### TRANSACTIONS:

- Signed by Miami as an unrestricted free agent from Dallas on April 27, 2020.
- 6th-round pick (212th overall) by Dallas in the 2016 NFL draft.

### CAREER HIGHLIGHTS:

- Played in 44 games with 2 starts.
- 48 tackles (31 solo), 1 sack, 1 forced fumble and 1 pass defended.
- 17 special teams tackles (12 solo).

### 2019 (DALLAS):

- Played in 4 games.
- Missed the rest of the season after being placed on injured reserve on Oct. 2.
- 4 tackles (3 solo).
- 1 assisted special teams tackle.

**VS. N.Y. GIANTS (9/8):** 1 solo tackle; 1 assisted special teams tackle.

**AT WASHINGTON (9/15):** 1 assisted tackle.

**VS. MIAMI (9/22):** 2 solo tackles.

### 2018 (DALLAS):

- Played in all 16 games with 2 starts.
- 16 tackles (11 solo), 1 sack and 1 pass defended.
- 7 special teams tackles (4 solo).

**AT CAROLINA (9/9):** 7 tackles (4 solo) and 1 pass defended; 1 assisted special teams tackle.

- Made his 1st NFL start.

**VS. N.Y. GIANTS (9/16):** 4 solo tackles and 1 sack.

- Sacked QB Eli Manning for a loss of 11 yards in the 2nd quarter.

**AT WASHINGTON (10/21):** 2 tackles (1 solo).

### POSTSEASON:

**NFC WILD CARD VS. SEATTLE (1/5):** Played but did not record any stats.

**NFC DIVISIONAL AT L.A. RAMS (1/12):** Played but did not record any stats.

### 2017 (DALLAS):

- Played in 15 games.
- Inactive for 1 game.
- 26 tackles (16 solo) and 1 forced fumble.

- 6 solo special teams tackles.

**VS. L.A. RAMS (10/1):** 3 tackles (1 solo); 1 solo special teams tackle.

**AT SAN FRANCISCO (10/22):** 1 solo tackle and 1 forced fumble; 1 solo special teams tackle.

- Forced a WR Trent Taylor fumble on a punt return in the 1st quarter that was recovered by S Xavier Woods.

**VS. WASHINGTON (11/30):** 6 tackles (3 solo).

### 2016 (DALLAS):

- Played in 9 games.
- Inactive for 4 games.
- Dressed but did not play for 3 games.
- 2 tackles (1 solo).
- 3 special teams tackles (2 solo).

**AT CLEVELAND (11/6):** Played but did not record any stats.

- Made his NFL debut.

**VS. WASHINGTON (11/24):** 1 solo tackle.

**VS. TAMPA BAY (12/18):** 1 solo special teams tackle.

### POSTSEASON:

**NFC DIVISIONAL VS. GREEN BAY (1/15):** Played but did not record any stats.

## BEFORE THE NFL

### COLLEGE (CENTRAL MICHIGAN):

- 4-year letterman (2012-15) and 3-year starter.

**CAREER:** Played in all 51 games with 25 starts; 269 tackles (162 solo), 5 interceptions, 21 passes defended, 3 forced fumbles and 1 fumble recovery; 1 interception return for a TD; 1 blocked kick; 1 punt return for 3 yards.

**SENIOR (2015):** Started all 13 games; 108 tackles (74 solo); 1 interception, 5 passes defended and 2 forced fumbles; 1 blocked kick; 1 punt return for 3 yards.

- 2nd-team All-Mid-American Conference.
- His 108 tackles led the team and ranked 9th in the conference.

**JUNIOR (2014):** Played in all 13 games with 3 starts; 58 tackles (34 solo) and 4 passes defended.

**SOPHOMORE (2013):** Played in all 12 games with 9 starts; 67 tackles (36 solo), 3 interceptions, 8 passes defended, 1 forced fumble and 1 fumble recovery.

**TRUE FRESHMAN (2012):** Played in all 13 games; 36 tackles (18 solo), 1 interception and 4 passes defended; 1 interception return for a TD.

**HIGH SCHOOL (GRAND RAPIDS CHRISTIAN HS – GRAND RAPIDS, MICH.)**

- Also played running back.
  - 3-year starter.
  - Also lettered in basketball and track and field.
- SENIOR (2011):** 66 tackles; 858 rushing yards and scored 15 TDs.
- 1st-team all-state.

- All-area.
  - All-conference.
- JUNIOR (2010):**
- All-conference.

**OFF THE FIELD**

**PERSONAL:**

- **PRONUNCIATION:** First name is pronounced KAY-von.
- **MAJOR:** Child development.

**KAVON FRAZIER'S NFL REGULAR SEASON STATS**

YEAR	TEAM	GP	GS	TACKLES					INT	INTERCEPTIONS				PD	FUMBLES	
				TOT	SOLO	ASST	SK	YDS		YDS	LG	TD			FF	FR
2016	DALLAS	9	0	2	1	1	0.0	0.0	0	0	0	0	0	0	0	0
2017	DALLAS	15	0	26	16	10	0.0	0.0	0	0	0	0	0	0	1	0
2018	DALLAS	16	2	16	11	5	1.0	11.0	0	0	0	0	1	0	0	0
2019	DALLAS	4	0	4	3	1	0.0	0.0	0	0	0	0	0	0	0	0
NFL TOTALS		44	2	48	31	17	1.0	11.0	0	0	0	0	1	1	1	0

**KAVON FRAZIER'S NFL PLAYOFF STATS**

YEAR	TEAM	GP	GS	TACKLES					INT	INTERCEPTIONS				PD	FUMBLES	
				TOT	SOLO	ASST	SK	YDS		YDS	LG	TD			FF	FR
2016	DALLAS	1	0	0	0	0	0.0	0.0	0	0	0	0	0	0	0	0
2018	DALLAS	2	0	0	0	0	0.0	0.0	0	0	0	0	0	0	0	0
NFL TOTALS		3	0	0	0	0	0.0	0.0	0	0	0	0	0	0	0	0

**ADDITIONAL STATS**

**Special Teams Tackles:** 3 in 2016, 6 in 2017, 7 in 2018, 1 in 2019 for total of 17.

**SINGLE-GAME CAREER HIGHS**

- Tackles:** 7 at Carolina, 9/9/18
- Sacks:** 1 vs. N.Y. Giants, 9/16/18
- Passes Defended:** 1 at Carolina, 9/9/18
- Forced Fumbles:** 1 at San Francisco, 10/22/17





RUNNING BACK // 5-10 // 194 // WASHINGTON '19  
 ACQUIRED: D7B, '19  
 HOMETOWN: LYNNWOOD, WASH. // BORN: 2/15/97  
 NFL: SECOND SEASON // DOLPHINS: SECOND SEASON

## NFL CAREER

### TRANSACTIONS:

- 7th-round pick (234th overall) by Miami in the 2019 NFL draft.

### CAREER HIGHLIGHTS:

- Played in 7 career games.
- 36 carries for 133 yards (3.7 avg.) and 1 TD.
- 7 receptions for 51 yards (7.3 avg.).

### 2019 (MIAMI):

- Played in 7 games.
- Inactive for 8 games.
- Missed the final game of the season after being placed on injured reserve on Dec. 24.
- 36 carries for 133 yards (3.7 avg.) and 1 TD.
- 7 receptions for 51 yards (7.3 avg.).

**AT INDIANAPOLIS (11/10):** Played but did not record any stats.

- Made his NFL debut.

**AT N.Y. GIANTS (12/15):** 9 carries for 43 (4.8 avg.); 2 receptions for 29 yards (14.5 avg.).

**VS. CINCINNATI (12/22):** 16 carries for 55 yards (3.4 avg.) and 1 TD; 1 reception for 3 yards.

- Scored his 1st career TD on a 2-yard run in the 4th quarter to extend Miami's lead to 35-12.

## BEFORE THE NFL

### COLLEGE (WASHINGTON):

- 4-year starter (2015-18).

**CAREER:** Played in 52 games with 40 starts; 945 carries for 5,323 yards (5.6 avg.) and 57 TDs; 65 receptions for 465 yards (7.2 avg.) and 5 TDs; 6 kickoff returns for 90 yards (15.0 avg.); 1-of-1 passing for 2 yards and 1 TD.

- Finished his career as Washington's all-time leader in rushing yards (5,323), rushing TDs (57) and total TDs (62).
- His 5,323 rushing yards and 57 rushing TDs are both 3rd in Pac-12 history.
- Became the 1st player in Pac-12 history to record 1,000 rushing yards in 4 seasons.
- Became the 2nd player in FBS history to record 1,200 rushing yards in 4 seasons.

**SENIOR (2018):** Started 12 games; 259 carries for 1,268 yards (4.9 avg.) and 12 TDs; 21 receptions for 77 yards (3.7 avg.) and 1 TD; 4 kickoff returns for 74 yards (18.5 avg.); 1-of-1 passing for 2 yards and 1 TD.

- 2nd-team All-Pac-12.
- His 1,268 rushing yards were 4th in the Pac-12.
- His 12 rushing TDs were tied for 2nd in the Pac-12.

**JUNIOR (2017):** Played in all 13 games with 11 starts; 222 carries for 1,380 yards (6.2 avg.) and 21 TDs; 19 receptions for 232 yards (12.2 avg.) and 3 TDs; 1 kickoff return for 5 yards.

- 2nd-team All-Pac-12.
- His 21 rushing TDs led the Pac-12.

**SOPHOMORE (2016):** Played in all 14 games with 11 starts; 237 carries for 1,373 yards (5.8 avg.) and 10 TDs; 19 receptions for 137 yards (7.2 avg.) and 1 TD.

- 1st-team All-Pac-12.
- His 1,373 rushing yards ranked 3rd in the Pac-12.

**TRUE FRESHMAN (2015):** Played in all 13 games with 6 starts; 227 carries for 1,302 yards (5.7 avg.) and 14 TDs; 6 receptions for 19 yards (3.2 avg.); 1 kickoff return for 11 yards.

- Freshman All-American.
- Honorable mention All-Pac-12.
- His 14 rushing TDs were 3rd in the Pac-12.
- His 1,302 rushing yards were 4th in the Pac-12.
- Became the 1st true freshman in school history to rush for 1,000 yards.

### HIGH SCHOOL (O'DEA HS - SEATTLE, WASH.)

- Played running back, safety and outside linebacker.
- Also lettered in track.
- Won state title in 100-meters in 2015.

**SENIOR (2014):** 109 carries for 1,567 yards (14.4 avg.) and 25 TDs.

- 1st-team all-state at running back.
- 2nd-team all-state at all-purpose/returner.
- 1st-team all-region.
- 1st-team all-area.
- 1st-team all-metro at running back and safety.

**JUNIOR (2013):** Rushed for over 2,000 yards.

- 1st-team all-area.

- 1st-team all-league.
- SOPHOMORE (2012):**
- 1st-team all-metro at running back and outside linebacker.

OFF THE FIELD

COMMUNITY:

- Rode the 25-mile Fort Lauderdale Ride in the 2020 Dolphins Cancer Challenge.

- In 2019, collaborated with fellow Dolphins rookies and Neighbors4Neighbors to sponsor four South Florida families with holiday gifts and game tickets.

PERSONAL:

- **MAJOR:** American ethnic studies.

MYLES GASKIN'S NFL REGULAR SEASON STATS													
YEAR	TEAM	GP	GS	RUSHING					RECEIVING				
				ATT	YDS	AVG	LG	TD	REC	YDS	AVG	LG	TD
2019	MIAMI	7	0	36	133	3.7	27	1	7	51	7.3	20	0
	NFL TOTALS	7	0	36	133	3.7	27	1	7	51	7.3	20	0

2019 GAME-BY-GAME STATS (MIAMI)

DATE	OPPONENT	P/S	ATT	YDS	AVG	LG	TD
09/08	BALTIMORE		INACTIVE				
09/15	NEW ENGLAND		INACTIVE				
09/22	at Dallas		INACTIVE				
09/29	L.A. CHARGERS		INACTIVE				
10/13	WASHINGTON		INACTIVE				
10/20	at Buffalo		INACTIVE				
10/28	at Pittsburgh		INACTIVE				
11/03	N.Y. JETS		INACTIVE				
11/10	at Indianapolis	1/0	0	0	0.0	0	0
11/17	BUFFALO	1/0	1	0	0.0	0	0
11/24	at Cleveland	1/0	4	10	2.5	4	0
12/01	PHILADELPHIA	1/0	2	20	10.0	11	0
12/08	at N.Y. Jets	1/0	4	5	1.3	6	0
12/15	at N.Y. Giants	1/0	9	43	4.8	27	0
12/22	CINCINNATI	1/0	16	55	3.4	15	1
12/29	at New England		INJURED RESERVE				
2019 TOTALS		7/0	36	133	3.7	27	1



TIGHT END // 6-6 // 250 // PENN STATE '18  
 ACQUIRED: D2, '18  
 HOMETOWN: MANAHAWKIN, N.J. // BORN: 10/3/95  
 NFL: THIRD SEASON // DOLPHINS: THIRD SEASON

## NFL CAREER

### TRANSACTIONS:

- 2nd-round pick (42nd overall) by Miami in the 2018 NFL draft.

### CAREER HIGHLIGHTS:

- Played in 32 career games with 12 starts.
- 73 receptions for 772 yards (10.6 avg.) and 5 TDs.
- His 51 receptions and 570 receiving yards in 2019 were both 5th-most among AFC tight ends that season:

AFC TIGHT END RECEIVING LEADERS (2019)					
PLAYER	TEAM	REC	YDS	TDs	
1. Travis Kelce	KC	97	1,229	5	
2. Darren Waller	Oak.	90	1,145	3	
3. Mark Andrews	Bal.	64	852	10	
4. Hunter Henry	LAC	55	652	5	
5. <b>MIKE GESICKI</b>	<b>MIA.</b>	<b>51</b>	<b>570</b>	<b>5</b>	

- His 22 receptions and 202 receiving yards in 2018 were 3rd in team history among rookie tight ends:

DOLPHINS ROOKIE TIGHT END RECEIVING LEADERS					
PLAYER	YEAR	REC	YDS	AVG	
1. Ferrell Edmunds	1988	33	575	17.4	
2. Randy McMichael	2002	39	485	12.4	
3. <b>MIKE GESICKI</b>	<b>2018</b>	<b>22</b>	<b>202</b>	<b>9.2</b>	
4. Joe Rose	1980	13	149	11.5	
5. Donald Lee	2003	7	110	15.7	

### 2019 (MIAMI):

- Played in all 16 games with 5 starts.
- 51 receptions for 570 yards (11.2 avg.) and 5 TDs.
- His 51 receptions and 570 receiving yards were both 5th-most among AFC tight ends.
- Had 5 TD receptions in the final 6 games, tied for the 2nd-most by any NFL player in that span.

**VS. PHILADELPHIA (12/1):** 5 receptions for 79 yards (15.8 avg.) and 1 TD.

- Caught a 14-yard TD from QB Ryan Fitzpatrick in the 3rd quarter.

**VS. CINCINNATI (12/22):** 6 receptions for 82 yards (13.7 avg.) and 2 TDs.

- Caught a 31-yard TD from QB Ryan Fitzpatrick in the 2nd quarter to give Miami a 21-3 lead.
- Caught a 13-yard TD from QB Ryan Fitzpatrick in the 3rd quarter to extend Miami's lead to 28-6.
- It was the 1st multi-score game of his career.

**AT NEW ENGLAND (12/29):** 4 receptions for 34

yards (8.5 avg.) and 1 TD.

- Caught a game-winning 5-yard TD pass from QB Ryan Fitzpatrick with 24 seconds remaining.

### 2018 (MIAMI):

- Played in all 16 games with 7 starts.
- 22 receptions for 202 yards (9.2 avg.).
- His 22 receptions and 202 receiving yards were 3rd in team history among rookie tight ends.

**VS. TENNESSEE (9/9):** 1 reception for 11 yards (11.0 avg.).

- Caught an 11-yard pass from QB Ryan Tannehill for his 1st career reception.

- Made NFL debut.

**VS. OAKLAND (9/23):** 3 receptions for 31 yards (10.3 avg.).

**VS. DETROIT (10/21):** 3 receptions for 44 yards (14.7 avg.).

## BEFORE THE NFL

### COLLEGE (PENN STATE):

- 4-year letterman (2014-17) and 3-year starter.

**CAREER:** Played in 51 games with 36 starts; 129 receptions for 1,481 yards (11.5 avg.) and 15 TDs.

- Finished his career with at least 1 reception in 27 straight games.
- His 129 receptions were 9th overall in Penn State history and the most among tight ends.
- His 1,481 receiving yards were the most in Penn State history by a tight end and 17th by a player at any position.
- His 15 receiving TDs were the most in Penn State history by a tight end and 9th by a player at any position.

**SENIOR (2017):** Started all 13 games; 57 receptions for 563 yards (9.9 avg.) and 9 TDs.

- 2nd-team All-American.
- 1st-team All-Big Ten.
- Finalist for the John Mackey Award (nation's top tight end).
- His 9 receiving TDs were 3rd in the Big Ten and the most by a tight end in Penn State history.
- His 4.4 receptions per game were 6th in the Big Ten.
- Finished 3rd in receptions (57), 4th in receiving TDs (9) and 5th in receiving yards (563) among FBS tight ends.
- Caught a TD pass in 5 straight games.

**JUNIOR (2016):** Started all 14 games; 48 receptions for 679 yards (14.2 avg.) and 5 TDs.

- 3rd-team All-American.
- 2nd-team All-Big Ten.
- His 48 receptions led the Big Ten and were 7th nationally among tight ends.
- His 679 receiving yards led all Big Ten tight ends, were 7th nationally at the position and set a single-season tight end school record.

**SOPHOMORE (2015):** Played in 11 games with 8 starts; 13 receptions for 125 yards (9.6 avg.) and 1 TD.

**TRUE FRESHMAN (2014):** Played in all 13 games with 1 start; 11 receptions for 114 yards (10.4 avg.).

- Big Ten All-Freshman Team.

**HIGH SCHOOL (SOUTHERN REGIONAL HS – MANAHAWKIN, N.J.)**

- Became the school's all-time leading receiver with 103 receptions for 1,817 yards (17.6 avg.) and 16 TDs.
- Also played basketball and volleyball.
- Became the school's all-time leading scorer in

basketball with 1,867 points.

- Won the state's 2014 dunk contest.
- Helped his school win a state title in basketball.

**SENIOR (2013):** 33 receptions for 530 yards (16.1 avg.) and 4 TDs.

- All-American.
- All-state.

**JUNIOR (2012):** 50 receptions for 954 yards (19.1 avg.) and 9 TDs.

- Helped his team finish as state runner-ups.

**SOPHOMORE (2011):** 16 receptions for 276 yards (17.3 avg.) and 3 TDs.

### OFF THE FIELD

**COMMUNITY:**

- In 2019, volunteered at the annual Dolphins holiday gift event through Football Unites and spent time with the 200 members of South Florida families.

**PERSONAL:**

- **PRONUNCIATION:** Last name is pronounced guh-sick-EE.
- **MAJOR:** Advertising and public relations.

MIKE GESICKI'S NFL REGULAR SEASON STATS													
YEAR	TEAM	GP	GS	RECEIVING					RUSHING				
				REC	YDS	AVG	LG	TD	ATT	YDS	AVG	LG	TD
2018	MIAMI	16	7	22	202	9.2	27	0	0	0	0.0	0	0
2019	MIAMI	16	5	51	570	11.2	34	5	0	0	0.0	0	0
NFL TOTALS		32	12	73	772	10.6	34	5	0	0	0.0	0	0

ADDITIONAL STATS	
Miscellaneous Tackles:	1 in 2018, 2 in 2019 for total of 3.

**SINGLE-GAME CAREER HIGHS**

**Receptions:** 6 Twice, last: vs. Cincinnati, 12/22/19

**Receiving Yards:** 95 vs. N.Y. Jets, 11/3/19

**Longest Reception:** 34 vs. N.Y. Jets, 11/3/19

**Receiving TDs:** 2 vs. Cincinnati, 12/22/19

2018 GAME-BY-GAME STATS (MIAMI)						
DATE	OPPONENT	P/S	REC	YDS	AVG	LG TD
09/09	TENNESSEE	1/1	1	11	11.0	11 0
09/16	at N.Y. Jets	1/0	0	0	0.0	- 0
09/23	OAKLAND	1/0	3	31	10.3	19 0
09/30	at New England	1/0	1	9	9.0	9 0
10/07	at Cincinnati	1/1	3	26	8.7	16 0
10/14	CHICAGO	1/0	1	11	11.0	11 0
10/21	DETROIT	1/0	3	44	14.7	27 0
10/25	at Houston	1/1	4	14	3.5	10 0
11/04	N.Y. JETS	1/0	0	0	0.0	- 0
11/11	at Green Bay	1/0	1	5	5.0	5 0
11/25	at Indianapolis	1/1	1	5	5.0	5 0
12/02	BUFFALO	1/0	0	0	0.0	- 0
12/09	NEW ENGLAND	1/1	0	0	0.0	- 0
12/16	at Minnesota	1/1	2	23	11.5	14 0
12/23	JACKSONVILLE	1/0	1	5	5.0	5 0
12/30	at Buffalo	1/1	1	18	18.0	18 0
2018 TOTALS		16/7	22	202	9.2	27 0

2019 GAME-BY-GAME STATS (MIAMI)							
DATE	OPPONENT	P/S	REC	YDS	AVG	LG	TD
09/08	BALTIMORE	1/0	2	31	15.5	26	0
09/15	NEW ENGLAND	1/0	1	11	11.0	11	0
09/22	at Dallas	1/0	3	9	3.0	5	0
09/29	L.A. CHARGERS	1/1	0	0	0.0	-	0
10/13	WASHINGTON	1/0	3	51	17.0	30	0
10/20	at Buffalo	1/0	4	41	10.3	17	0
10/28	at Pittsburgh	1/0	2	10	5.0	5	0
11/03	N.Y. JETS	1/0	6	95	15.8	34	0
11/10	at Indianapolis	1/1	3	28	9.3	12	0
11/17	BUFFALO	1/0	4	18	4.5	10	0
11/24	at Cleveland	1/0	3	28	9.3	11t	1
12/01	PHILADELPHIA	1/1	5	79	15.8	21	1
12/08	at N.Y. Jets	1/1	1	6	6.0	6	0
12/15	at N.Y. Giants	1/0	4	47	11.8	24	0
12/22	CINCINNATI	1/1	6	82	13.7	31t	2
12/29	at New England	1/0	4	34	8.5	14	1
2019 TOTALS		16/5	51	570	11.2	34	5



## NFL CAREER

### TRANSACTIONS:

- 5th-round pick (178th overall) by Miami in the 2017 NFL draft.

### CAREER HONORS:

- 2019 Nat Moore Community Service Award.
- 2019 Walter Payton Man of the Year Nominee.

### CAREER HIGHLIGHTS:

- Played in 47 career games with 37 starts.
- 163 tackles (90 solo), 3.0 sacks, 2 passes defended and 1 forced fumble.
- His 163 career tackles are the most by any defensive lineman in his draft class despite there being 28 defensive linemen drafted ahead of him:

#### NFL TACKLES LEADERS (DEFENSIVE LINEMEN IN 2017 DRAFT CLASS)

PLAYER	TEAMS	TOT	SOLO	ASST
1. DAVON GODCHAUX	MIA.	163	90	73
2. Dalvin Tomlinson	NYG	158	81	77
3. Jonathan Allen	Was.	139	84	55
4. Larry Ogunjobi	Cle.	134	85	49
5. DeForest Buckner	SF	128	89	39

- His 75 tackles in 2019 were the most by a Dolphins defensive lineman since at least 2000:

#### DOLPHINS SINGLE-SEASON TACKLE LEADERS (DEF. LINEMEN SINCE 2000)

PLAYER	YEAR	TOT	SOLO	ASST
1. DAVON GODCHAUX	2019	75	33	42
2. Jason Taylor	2005	73	52	21
3. Ndamukong Suh	2016	72	40	32
4. Jason Taylor	2001	71	48	23
5. Jason Taylor	2002	69	46	23

- His 75 tackles in 2019 were 2nd-most by any defensive tackle and 3rd-most by any defensive lineman in the NFL that season:

#### 2019 NFL TACKLES LEADERS (DEFENSIVE LINEMEN)

PLAYER	TEAM	TOT	SOLO	ASST
1. Cameron Heyward	Pit.	83	51	32
2. Sam Hubbard	Cin.	76	46	30
3. DAVON GODCHAUX	MIA.	75	33	42
4. Danielle Hunter	Min.	70	52	18
5. Grady Jarrett	Atl.	69	38	31

- Is 1 of just 4 NFL DTs to miss 1 or fewer games since 2017.
- His 40 tackles in 2017 were 3rd in the NFL among rookie defensive linemen that season:

#### 2017 LEADING TACKLERS (ROOKIE DEFENSIVE LINEMEN)

PLAYER	TEAM	TOT	SOLO	ASST
1. Dalvin Tomlinson	N.Y. Giants	50	30	20
2. Solomon Thomas	SF	41	34	7
3. DAVON GODCHAUX	MIAMI	40	26	14
4. Larry Ogunjobi	Cleveland	32	17	15
5. Myles Garrett	Cleveland	31	19	12

### 2019 (MIAMI):

- Started all 16 games.
- 75 tackles (33 solo), 2.0 sacks and 1 pass defended.
- His 75 tackles were the most by a Dolphins defensive lineman since at least 2000.
- His 75 tackles were 2nd-most by any defensive tackle and 3rd-most by any defensive lineman in the NFL that season.
- Serves as a team captain.

**VS. N.Y. JETS (11/3):** 6 tackles (2 solo) and 1 sack.

- Sacked QB Sam Darnold in the 4th quarter.

**AT CLEVELAND (11/24):** 9 tackles (4 solo) and 0.5 sacks.

- Split a sack with DE Charles Harris on QB Baker Mayfield on third-and-9 in the 3rd quarter.

**VS. CINCINNATI (12/22):** 6 tackles (2 solo) and 0.5 sacks.

- Split a sack with LB Jerome Baker on QB Andy Dalton in the 1st quarter.

### HONORS:

- Nat Moore Community Service Award winner.

### 2018 (MIAMI):

- Started all 16 games.
- 48 tackles (31 solo) and 1 sack.

**VS. OAKLAND (9/23):** 3 solo tackles.

- Stuffed FB Keith Smith on fourth-and-1 at Miami's 1 yard line to prevent an Oakland touchdown.

**AT MINNESOTA (12/16):** 3 tackles (1 solo) and 1 sack.

- Sacked QB Kirk Cousins for a loss of 8 yards on third-and-4 in the 4th quarter.

- It was his 1st career sack.

**AT BUFFALO (12/30):** 6 tackles (5 solo).

## 2017 (MIAMI):

- Played in 15 games with 5 starts.
- Inactive for 1 game.
- 40 tackles (26 solo), 1 forced fumble and 1 pass defended.
- His 40 tackles were 3rd in the NFL among rookie defensive linemen that season.

### AT L.A. CHARGERS (9/17): 2 tackles (1 solo).

- Made NFL debut.

### VS. TENNESSEE (10/8): 2 solo tackles and 1 forced fumble.

- Forced a RB DeMarco Murray fumble that was recovered by S Reshad Jones at the Tennessee 42-yard line in the 1st quarter.

### VS. OAKLAND (11/5): 5 tackles (4 solo) and 1 pass defended.

- Broke up a QB Derek Carr pass intended for RB Jalen Richard.

## BEFORE THE NFL

### COLLEGE (LSU):

- 3-year starter (2014-16).

### CAREER: Played in 37 games with 34 starts; 145 tackles (51 solo), 12.5 sacks, 2 passes defended and 2 forced fumbles.

- Finished his career with 33 consecutive starts.

### JUNIOR (2016): Started all 12 games; 62 tackles (24 solo), 6.5 sacks and 1 pass defended.

- His 6.5 sacks were 2nd on the team.

### SOPHOMORE (2015): Started all 12 games; 41 tackles (12 solo), 6 sacks, 1 pass defended and 1 forced fumble.

- His 6 sacks were 2nd on the team.

### TRUE FRESHMAN (2014): Played in all 13 games with 10 starts; 42 tackles (15 solo) and 1 forced fumble.

- Started the final 9 games of the season.

## HIGH SCHOOL (PLAQUEMINE HS – PLAQUEMINE, LA.)

### SENIOR (2013): Had season cut short due to injury.

### JUNIOR (2012): 60 tackles, 4.5 sacks.

- 1st-team all-state.

## OFF THE FIELD

### COMMUNITY:

- In 2020, donated and delivered meals to support frontline healthcare workers during the pandemic.
- In 2019, was selected as the team's Walter Payton Man of the Year nominee.
- Hosted the first-ever ChauxDown for Thanksgiving in 2019 – a holiday meal for 70 South Florida youth from the FOOTBALL UNITEST™ program and Thanksgiving turkey giveaways.
- Hosted a trivia fundraiser at local Funky Buddha brewery and Godchaux Strikes 4 Kids bowling event with TRU Prep Academy students through his ChauxDown Foundation.
- Helped surprise 100 underprivileged kids in South Florida with brand new beds in partnership with Ashley HomeStore and helped host the 3rd annual Hope to Dream Sleepover at the Baptist Health Training Facility.
- Participated in a number of Dolphins signature charity events, which includes youth football camps, girls flag football jamborees and the 2019 Dolphins Cancer Challenge bike ride and 5k.
- Joined at-risk youth for a coding workshop at Microsoft in Aventura. The Microsoft Store donated \$5,000 for Godchaux's ChauxDown Foundation.
- Hosted a youth football camp in his hometown in 2018.
- Hosted the 2018 ChauxDown Cook-off to help raise funds for childhood obesity.

### PERSONAL:

- His hometown of Plaquemine honored him in 2017 by making May 9th Davon Godchaux Day.
- **PRONUNCIATION:** Name is pronounced duh-VAHN GOD-chaw.
- **MAJOR:** Sports management.

## DAVON GODCHAUX'S NFL REGULAR SEASON STATS

YEAR	TEAM	GP	GS	TACKLES					INTERCEPTIONS					FUMBLES	
				TOT	SOLO	ASST	SK	YDS	INT	YDS	LG	TD	PD	FF	FR
2017	MIAMI	15	5	40	26	14	0.0	0.0	0	0	0	0	1	1	0
2018	MIAMI	16	16	48	31	17	1.0	8.0	0	0	0	0	0	0	0
2019	MIAMI	16	16	75	33	42	2.0	9.5	0	0	0	0	1	0	0
NFL TOTALS		47	37	163	90	73	3.0	17.5	0	0	0	0	2	1	0

## SINGLE-GAME CAREER HIGHS

<b>Tackles:</b>	9	at Cleveland, 11/24/19
<b>Passes Defended:</b>	1	Twice, last: at Buffalo, 10/20/19
<b>Sacks:</b>	1	Twice: last vs. N.Y. Jets, 11/3/19
<b>Forced Fumbles:</b>	1	vs. Tennessee, 10/8/17



## NFL CAREER

### TRANSACTIONS:

- 6th-round pick (186th overall) by Miami in the 2016 NFL draft.

### CAREER HONORS:

- AFC Special Teams Player of the Week (vs. Tennessee, 9/9/18).

### CAREER HIGHLIGHTS:

- Played in 52 career games with 4 starts.
- 53 receptions for 635 yards (12.0 avg.) and 4 TDs.
- 9 carries for 23 yards (2.6 avg.) and 1 TD.
- 81 kickoff returns for 2,031 yards (25.1 avg.) and 2 TDs.
- 64 punt returns for 589 yards (9.2 avg.) and 2 TDs.
- Franchise record holder with 4 special teams return TDs.
- Posted his 1st kickoff return TD (102 yards) vs. Tennessee on 9/9/18. It was the 2nd-longest kickoff return in franchise history.
- Joined RB Kenyan Drake in 2016 as the 2nd pair of Dolphins rookies to have a kickoff and punt returned for a TD in the same season. It was just the 4th time in NFL history two different rookies on the same team combined for a kickoff and punt return for TD in the same season.
- Was 1 of just 2 NFL players (Andre Roberts) to return 2 kicks for TDs - 1 punt and 1 kickoff in 2018.
- At the time of his injury in 2018, was leading the NFL with 535 kickoff return yards and 4th with 228 punt return yards.

### 2019 (MIAMI):

- Played in 10 games with 2 starts.
- Inactive for 1 game.
- Missed the rest of the season after being placed on injured reserve on Nov. 27.
- 19 receptions for 164 yards (8.6 avg.); 4 carries for 5 yards (1.2 avg.) and 1 TD; 23 kickoff returns for 578 yards (25.1 avg.) and 1 TD; 5 punt returns for 6 yards (1.2 avg.).

**AT PITTSBURGH (10/28):** 2 receptions for 32 yards (16.0 avg.); 4 kickoff returns for 83 yards (20.8 avg.).

**VS. N.Y. JETS (11/3):** 3 receptions for 33 yards (11.0 avg.); 3 kickoff returns for 36 yards (12.0 avg.).

**VS. BUFFALO (11/17):** 3 receptions for 32 yards (10.7 avg.); 1 carry for 7 yards and 1 TD; 5 kickoff returns for 198 yards (39.6 avg.) and 1 TD.

- Returned a kickoff 101 yards for a TD with 1:09 remaining in the 1st half.
- He became the franchise record holder with 4 special teams return TDs.
- His 198 kickoff return yards were tied for 6th-most in team history and most in a game since 2009 (Ted Ginn Jr.).

### 2018 (MIAMI):

- Played in 10 games with 2 starts.
- Inactive for 1 game.
- Missed the rest of the season after being placed on injured reserve on Nov. 28.
- 21 receptions for 268 yards (12.8 avg.) and 2 TDs; 1 carry for 5 yards (5.0 avg.); 14 punt returns for 228 yards (16.3 avg.) and 1 TD; 18 kickoff returns for 535 yards (29.7 avg.) and 1 TD.
- Was 1 of just 2 NFL players (Andre Roberts) to return 2 kicks for TDs - 1 punt and 1 kickoff.
- At the time of his injury, was leading the NFL with 535 kickoff return yards and 4th with 228 punt return yards.

**VS. TENNESSEE (9/9):** 5 receptions for 38 yards (7.6 avg.); 1 punt return for -1 yards (-1.0 avg.); 2 kickoff returns for 125 yards (62.5 avg.) and 1 TD.

- Returned a kickoff 102 yards for a TD in the 4th quarter to give Miami a 17-10 lead. It was his 1st career kickoff return for a TD and the 2nd-longest in franchise history (Mercury Morris, 105t, 9/14/69 at Cincinnati).

**VS. OAKLAND (9/23):** 2 receptions for 70 yards (35.0 avg.) and 2 TDs; 4 kickoff returns for 105 yards (26.3 avg.).

- Scored on an 18-yard shovel pass from QB Ryan Tannehill in the 3rd quarter.
- Caught a 52-yard TD pass from WR Albert Wilson to put Miami ahead 21-17 with 7:18 remaining in the game.
- It was the first multi-TD game of his career.

**AT CINCINNATI (10/7):** 3 punt returns for 85 yards (28.3 avg.) and 1 TD; 3 kickoff returns for 89 yards (29.7 avg.).

- Returned a punt 71 yards for a TD in the 2nd quarter to extend Miami's lead 14-0. It was his 2nd career punt return for a TD.
- Became the 1st player in Dolphins history to



score on a reception, kickoff return and punt return in the same season.

- Became the 2nd player in NFL history (Dante Hall, 2003) with a 100+ yard kickoff return touchdown, 70+ yard punt return touchdown and 50+ yard touchdown catch in the same season.

#### HONORS:

- AFC Special Teams Player of the Week (vs. Tennessee, 9/9).

#### 2017 (MIAMI):

- Played in all 16 games.
- 13 receptions for 203 yards (15.6 avg.) and 2 TDs; 3 carries for 12 yards (4.0 avg.); 25 punt returns for 190 yards (7.6 avg.); 21 kickoff returns for 479 yards (22.8 avg.); 1 assisted special teams tackle.

**AT N.Y. JETS (9/24):** 1 reception for 12 yards.

- Reeled in his first NFL reception.

**VS. NEW ENGLAND (12/11):** 2 receptions for 42 yards (21.0 avg.) and 1 TD.

- Hauled in a 25-yard TD pass from QB Jay Cutler to give Miami a 20-10 lead.
- It was his first NFL TD reception.

**AT KANSAS CITY (12/24):** 4 receptions for 107 yards (26.8 avg.) and 1 TD.

- Scored on a 65-yard TD reception in the 2nd quarter from QB Jay Cutler.
- Totaled 101 receiving yards in the 1st half.
- It was the 1st 100-yard game of his career.

#### 2016 (MIAMI):

- Played in all 16 games.
- 20 punt returns for 165 yards (8.3 avg.) and 1 TD; 19 kickoff returns for 439 yards (23.1 avg.); 1 carry for 1 yard; 1 solo special teams tackle.
- Joined RB Kenyan Drake as the 2nd pair of Dolphins rookies to have a kickoff and punt returned for a TD in the same season. It was just the 4th time in NFL history two different rookies on the same team combined for a kickoff and punt return for TD in the same season.

**AT SEATTLE (9/11):** 3 punt returns for 16 yards (5.3 avg.); 2 kickoff returns for 67 yards (33.5 avg.).

- Made his NFL debut.

**VS. TENNESSEE (10/9):** 1 punt return for 74 yards and 1 TD; 2 kickoff returns for 47 yards (23.5 avg.).

- His 74-yard TD was the 7th-longest punt return in team history and 3rd-longest by a rookie.

#### POSTSEASON:

**AFC WILD CARD AT PITTSBURGH (1/8):** 1 kickoff return for 18 yards.

### BEFORE THE NFL

#### COLLEGE (TEXAS TECH):

- 4-year letterman (2012-15) and 3-year starter.

**CAREER:** Played in 50 games with 32 starts; 255 receptions for 3,289 yards (12.9 avg.) and 27 TDs; 33 carries for 199 yards (6.0 avg.) and 2 TDs; 87 kickoff returns for 2,169 yards (24.9 avg.) and 4 TDs.

- Left as the school's all-time leading receiver with 3,289 yards.

**SENIOR (2015):** Played in all 13 games with 10 starts; 90 receptions for 1,268 yards (14.1 avg.) and 10 TDs; 8 carries for 68 yards (8.5 avg.) and 2 TDs; 36 kickoff returns for 1,017 yards (26.1 avg.) and 2 TDs.

- His 181.0 all-purpose yards per game was 4th nationally, led the Big 12 and was a single-season school record.
- His 1,017 kickoff return yards were 4th nationally and led the Big 12.
- His 2 kickoff return TDs were 5th nationally and tied for the most in the Big 12.
- His 6.9 receptions per game were 2nd in the Big 12 and his 1,268 receiving yards were 4th.
- All-American as a kickoff returner/all-purpose player.
- 1st-team All-Big 12.

**JUNIOR (2014):** Played in all 12 games with 11 starts; 67 receptions for 938 yards (14.0 avg.) and 7 TDs; 5 carries for 35 yards (7.0 avg.); 23 kickoff returns for 515 yards (22.4 avg.).

- Led the team with 67 receptions and 938 receiving yards.
- Was the only Big 12 player with at least 900 receiving and 500 kickoff return yards.
- His 67 receptions were 4th in the Big 12.
- Honorable mention All-Big 12.

**SOPHOMORE (2013):** Played in 12 games with 8 starts; 65 receptions for 796 yards (12.2 avg.) and 7 TDs; 12 carries for 77 yards (6.4 avg.); 19 kickoff returns for 400 yards (21.1 avg.).

- His 65 receptions were 5th in the Big 12 and his 796 receiving yards were 6th.
- Honorable mention All-Big 12.

**REDSHIRT FRESHMAN (2012):** Played in all 13 games with 3 starts; 33 receptions for 287 yards (9.7 avg.) and 3 TDs; 8 carries for 19 yards (2.4 avg.); 6 kickoff returns for 237 yards (39.5 avg.) and 2 TDs.

- All-Big 12 Freshman Team.
- Redshirted in 2011.

#### HIGH SCHOOL (MESQUITE HS – MESQUITE, TEXAS)

- Also earned all-state honors in track and field.

**SENIOR (2010):** 79 receptions for 1,306 yards (16.5 avg.) and 13 TDs; 66 carries for 516 yards (7.8 avg.) and 9 TDs.

- All-state.
- All-area.

### OFF THE FIELD

#### COMMUNITY:

- Supported the 2019 DCC bike ride by signing autographs for fans.
- Participated in the 2019 spring break youth football camp.

#### PERSONAL:

- **MAJOR:** Exercise and sport sciences.

## JAKEEM GRANT'S NFL REGULAR SEASON STATS

YEAR	TEAM	GP GS		RECEIVING					RUSHING				
				REC	YDS	AVG	LG	TD	ATT	YDS	AVG	LG	TD
2016	MIAMI	16	0	0	0	0.0	0	0	1	1	1.0	1	0
2017	MIAMI	16	0	13	203	15.6	65t	2	3	12	4.0	7	0
2018	MIAMI	10	2	21	268	12.8	52t	2	1	5	5.0	5	0
2019	MIAMI	10	2	19	164	8.6	18	0	4	5	1.3	7t	1
NFL TOTALS		52	4	53	635	12.0	65t	4	9	23	2.6	7t	1

## JAKEEM GRANT'S NFL REGULAR SEASON RETURNING STATS

		KICKOFF RETURN					PUNT RETURN					
YEAR	TEAM	KR	YDS	AVG	LG	TD	PR	FC	YDS	AVG	LG	TD
2016	MIAMI	19	439	23.1	45	0	20	3	165	8.3	74	1
2017	MIAMI	21	479	22.8	31	0	25	11	190	7.6	27	0
2018	MIAMI	18	535	29.7	102	1	14	6	228	16.3	71	1
2019	MIAMI	23	578	25.1	101	1	5	0	6	1.2	5	0
NFL TOTALS		81	2,031	25.1	102	2	64	20	589	9.2	74	2

## JAKEEM GRANT'S NFL PLAYOFF STATS

YEAR	TEAM	GP GS		RECEIVING					RUSHING				
				REC	YDS	AVG	LG	TD	ATT	YDS	AVG	LG	TD
2016	MIAMI	1	0	0	0	0.0	0	0	0	0	0.0	0	0
PLAYOFF TOTALS		1	0	0	0	0.0	0	0	0	0	0.0	0	0

## JAKEEM GRANT'S NFL PLAYOFF RETURNING STATS

		KICKOFF RETURN					PUNT RETURN					
YEAR	TEAM	KR	YDS	AVG	LG	TD	PR	FC	YDS	AVG	LG	TD
2016	MIAMI	1	18	18.0	18	0	0	0	0	0.0	-	0
NFL TOTALS		1	18	18.0	18	0	0	0	0	0.0	-	0

## ADDITIONAL STATS

**Special Teams Tackles:** 1 in 2016, 1 in 2017 and 1 in 2019 for total of 3.

**Special Teams Fumble Recoveries:** 3 in 2016 and 2 in 2017 for total of 5.

**Miscellaneous Tackles:** 1 in 2018, 1 in 2019 for total of 2.

**Defensive Tackles:** 1 in 2019.

## SINGLE-GAME CAREER HIGHS

<b>Receptions:</b>	5	vs. Tennessee, 9/9/18
<b>Receiving Yards:</b>	107	at Kansas City, 12/24/17
<b>Longest Reception:</b>	65t	at Kansas City, 12/24/17
<b>Receiving TDs:</b>	1	twice, last: at Kansas City, 12/24/17
<b>Punt Returns:</b>	4	vs. Denver, 12/3/17
<b>Punt Return Yards:</b>	85	at Cincinnati, 10/7/18
<b>Longest Punt Return:</b>	74t	vs. Tennessee, 10/9/16
<b>Punt Return TDs:</b>	1	twice, last: at Cincinnati, 10/7/18
<b>Kickoff Returns:</b>	5	Twice, last: vs. Buffalo, 11/17/19
<b>Kickoff Return Yards:</b>	198	vs. Buffalo, 11/17/19
<b>Longest Kickoff Return:</b>	102t	vs. Tennessee, 9/9/18
<b>Kickoff Return TDs:</b>	1	Twice, last: vs. Buffalo, 11/17/19

## 100-YARD RECEIVING GAMES (1)

DATE	OPPONENT	REC	YDS	AVG	LG	TD
12/24/17	at Kansas City	4	107	26.8	65t	1

## 2016 GAME-BY-GAME STATS (MIAMI)

DATE	OPPONENT	P/S	REC	YDS	AVG	LG	TD
09/11	at Seattle	1/0	0	0	0.0	-	0
09/18	at New England	1/0	0	0	0.0	-	0
09/25	CLEVELAND	1/0	0	0	0.0	-	0
09/29	at Cincinnati	1/0	0	0	0.0	-	0
10/09	TENNESSEE	1/0	0	0	0.0	-	0
10/16	PITTSBURGH	1/0	0	0	0.0	-	0
10/23	BUFFALO	1/0	0	0	0.0	-	0
11/06	N.Y. JETS	1/0	0	0	0.0	-	0
11/13	at San Diego	1/0	0	0	0.0	-	0
11/20	at L.A. Rams	1/0	0	0	0.0	-	0
11/27	SAN FRANCISCO	1/0	0	0	0.0	-	0
12/04	at Baltimore	1/0	0	0	0.0	-	0
12/11	ARIZONA	1/0	0	0	0.0	-	0
12/17	at N.Y. Jets	1/0	0	0	0.0	-	0
12/24	at Buffalo	1/0	0	0	0.0	-	0
01/01	NEW ENGLAND	1/0	0	0	0.0	-	0
2016 TOTALS		16/0	0	0	0.0	-	0

DATE	OPPONENT	P/S	REC	YDS	AVG	LG	TD
01/08	at Pittsburgh*	1/0	0	0	0.0	-	0

\* AFC Wild Card game

## 2017 GAME-BY-GAME STATS (MIAMI)

DATE	OPPONENT	P/S	REC	YDS	AVG	LG	TD
09/17	at L.A. Chargers	1/0	0	0	0.0	-	0
09/24	at N.Y. Jets	1/0	1	12	12.0	12	0
10/01	NEW ORLEANS	1/0	0	0	0.0	-	0
10/08	TENNESSEE	1/0	1	-1	-1.0	-1	0
10/15	at Atlanta	1/0	1	4	4.0	4	0
10/22	N.Y. JETS	1/0	0	0	0.0	-	0
10/26	at Baltimore	1/0	0	0	0.0	-	0
11/05	OAKLAND	1/0	0	0	0.0	-	0
11/13	at Carolina	1/0	0	0	0.0	-	0
11/19	TAMPA BAY	1/0	0	0	0.0	-	0
11/26	at New England	1/0	0	0	0.0	-	0
12/03	DENVER	1/0	0	0	0.0	-	0
12/11	NEW ENGLAND	1/0	2	42	21.0	25t	1
12/17	at Buffalo	1/0	1	13	13.0	13	0
12/24	at Kansas City	1/0	4	107	26.8	65t	1
12/31	BUFFALO	1/0	3	26	8.7	13	0
<b>2017 TOTALS</b>		<b>16/0</b>	<b>13</b>	<b>203</b>	<b>15.6</b>	<b>65t</b>	<b>2</b>

## 2019 GAME-BY-GAME STATS (MIAMI)

DATE	OPPONENT	P/S	REC	YDS	AVG	LG	TD
09/08	BALTIMORE	1/0	1	-3	-3.0	-3	0
09/15	NEW ENGLAND	1/0	3	22	7.3	16	0
09/22	at Dallas	1/0	4	27	6.8	10	0
09/29	L.A. CHARGERS	1/1	1	6	6.0	6	0
10/13	WASHINGTON		INACTIVE				
10/20	at Buffalo	1/0	0	0	0.0	0	0
10/28	at Pittsburgh	1/0	2	32	16.0	17	0
11/03	N.Y. JETS	1/0	3	33	11.0	18	0
11/10	at Indianapolis	1/0	2	15	7.5	12	0
11/17	BUFFALO	1/1	3	32	10.7	12	0
11/24	at Cleveland	1/0	0	0	0.0	-	0
12/01	PHILADELPHIA		INJURED RESERVE				
12/08	at N.Y. Jets		INJURED RESERVE				
12/15	at N.Y. Giants		INJURED RESERVE				
12/22	CINCINNATI		INJURED RESERVE				
12/29	at New England		INJURED RESERVE				
<b>2019 TOTALS</b>		<b>10/2</b>	<b>19</b>	<b>164</b>	<b>8.6</b>	<b>18</b>	<b>0</b>

## 2018 GAME-BY-GAME STATS (MIAMI)

DATE	OPPONENT	P/S	REC	YDS	AVG	LG	TD
09/09	TENNESSEE	1/0	5	38	7.6	13	0
09/16	at N.Y. Jets	1/1	2	27	13.5	16	0
09/23	OAKLAND	1/0	2	70	35.0	52t	2
09/30	at New England	1/0	2	17	8.5	9	0
10/07	at Cincinnati	1/0	0	0	0.0	-	0
10/14	CHICAGO	1/0	3	32	10.7	25	0
10/21	DETROIT	1/0	2	32	16.0	19	0
10/25	at Houston	1/1	4	36	9.0	16	0
11/04	N.Y. JETS	1/0	1	16	16.0	16	0
11/11	at Green Bay	1/0	0	0	0.0	-	0
11/25	at Indianapolis		INACTIVE				
12/02	BUFFALO		INJURED RESERVE				
12/09	NEW ENGLAND		INJURED RESERVE				
12/16	at Minnesota		INJURED RESERVE				
12/23	JACKSONVILLE		INJURED RESERVE				
12/30	at Buffalo		INJURED RESERVE				
<b>2018 TOTALS</b>		<b>10/3</b>	<b>21</b>	<b>268</b>	<b>12.8</b>	<b>52t</b>	<b>2</b>



## NFL CAREER

### TRANSACTIONS:

- Signed by Miami as an unrestricted free agent from Philadelphia on March 21, 2020.
- Awarded off waivers to Philadelphia on Sept. 4, 2016.
- Waived by New England on Sept. 3, 2016.
- 6th-round pick (208th overall) by New England in the 2016 NFL draft.

### CAREER HIGHLIGHTS:

- Played in 54 career games with 16 starts.
- 66 tackles (49 solo), 1 sack, 1 interception, 2 passes defended, 2 forced fumbles and 1 fumble recovery.
- 30 special teams tackles (25 solo).
- Won Super Bowl LII with Philadelphia.

### 2019 (PHILADELPHIA):

- Played in 10 games with 6 starts.
- Inactive for 4 games.
- 22 tackles (16 solo) and 1 fumble recovery.
- 1 solo special teams tackle.
- Missed the rest of the season after being placed on injured reserve on Dec. 18.
- Served as a team captain.

**AT MINNESOTA (10/13):** 1 assisted tackle and 1 fumble recovery.

- Recovered a fumble by RB Alexander Mattison in the 4th quarter.

**AT DALLAS (10/20):** 4 tackles (2 solo).

**VS. NEW ENGLAND (11/17):** 5 solo tackles.

### 2018 (PHILADELPHIA):

- Played in all 16 games with 10 starts.
- 34 tackles (24 solo), 1 sack, 1 interception, 2 passes defended and 1 forced fumble.
- 10 special teams tackles (8 solo).
- Served as a team captain.

**AT N.Y. GIANTS (10/11):** 1 solo tackle, 1 interception and 1 pass defended.

- Intercepted QB Eli Manning on the Giants' 1st possession.

**AT DALLAS (12/9):** 8 tackles (4 solo) and 2 special teams tackles (1 solo).

**AT L.A. RAMS (12/16):** 4 tackles (3 solo), 1 sack and 1 forced fumble.

- Strip-sacked QB Jared Goff on 3rd-and-1 in the

3rd quarter and the fumble was recovered by S Corey Graham.

### POSTSEASON:

**NFC WILD CARD AT CHICAGO (1/6):** 1 assisted special teams tackle.

**NFC DIVISIONAL AT NEW ORLEANS (1/13):** 1 assisted special teams tackle.

### 2017 (PHILADELPHIA):

- Played in all 16 games.
- 9 tackles (8 solo) and 1 forced fumble.
- 12 special teams tackles (10 solo).

**VS. ARIZONA (10/8):** 1 solo tackle and 1 solo special teams tackle.

**VS. WASHINGTON (10/23):** 1 forced fumble and 1 solo special teams tackle.

- Forced a WR Jamison Crowder fumble on a punt return in the 1st quarter.

**VS. DALLAS (12/31):** 4 tackles (3 solo).

### POSTSEASON:

**NFC DIVISIONAL VS. ATLANTA (1/13):** Played but did not record any stats.

**NFC CHAMPIONSHIP VS. MINNESOTA (1/21):** Played but did not record any stats.

**SUPER BOWL LII VS. NEW ENGLAND (2/4):** Played but did not record any stats.

### 2016 (NEW ENGLAND/PHILADELPHIA):

- Played in 12 games with Philadelphia.
- Inactive for 4 games with Philadelphia.
- 1 solo tackle with Philadelphia.
- 7 special teams tackles (6 solo) with Philadelphia.
- Spent offseason and training camp with New England.

**VS. CLEVELAND (9/11):** 1 solo tackle.

- Made his NFL debut.

**VS. N.Y. GIANTS (12/22):** 1 solo special teams tackle.

**VS. DALLAS (1/1):** 2 solo special teams tackles.

## BEFORE THE NFL

### COLLEGE (EASTERN ILLINOIS):

- 4-year letterman (2012-15) and 2-year starter.

**CAREER:** Played in 48 games with 27 starts; 236 tackles (138 solo), 9 sacks, 6 interceptions, 16 passes defended, 4 forced fumbles and 6 fumble recoveries; 1 blocked kick; 1 carry for 4 yards (4.0 avg.); 1 punt for 35 yards (35.0 avg.).

**SENIOR (2015):** Started 10 games; 70 tackles (50 solo), 6.5 sacks, 1 interception, 3 passes defended and 3 fumble recoveries.

- 1st-team All-Ohio Valley Conference.

**JUNIOR (2014):** Played in all 12 games with 11 starts; 97 tackles (47 solo), 1.5 sacks, 3 interceptions, 6 passes defended, 2 forced fumbles and 2 fumble recoveries.

- 1st-team All-Ohio Valley Conference.

**SOPHOMORE (2013):** Played in all 14 games with 5 starts; 43 tackles (25 solo), 1 sack, 1 interception, 3 passes defended, 1 forced fumble and 1 fumble recovery; 1 blocked kick; 1 carry for 4 yards (4.0 avg.); 1 punt for 35 yards (35.0 avg.).

**TRUE FRESHMAN (2012):** Played in all 12 games with 1 start; 26 tackles (16 solo), 1 interception, 4 passes defended and 1 forced fumble.

**HIGH SCHOOL (KAMEHAMEHA SCHOOLS – HONOLULU, HAWAII)**

- Also played soccer and volleyball.
- Played safety and punter.

**SENIOR (2011):** 86 tackles and 5 sacks; 1 blocked field goal.

- 1st-team All-Interscholastic League.

**OFF THE FIELD**

**PERSONAL:**

- **PRONUNCIATION:** Name is pronounced KAH-moo GREW-jay HILL.
- **MAJOR:** Kinesiology.

**KAMU GRUGIER-HILL'S NFL REGULAR SEASON STATS**

YEAR	TEAM	GP	GS	TACKLES			SK	YDS	INTERCEPTIONS					PD	FUMBLES	
				TOT	SOLO	ASST			INT	YDS	LG	TD	PD		FF	FR
2016	PHILADELPHIA	12	0	1	1	0	0.0	0.0	0	0	0	0	0	0	0	0
2017	PHILADELPHIA	16	0	9	8	1	0.0	0.0	0	0	0	0	0	0	1	0
2018	PHILADELPHIA	16	10	34	24	10	1.0	6.0	1	24	24	0	2	1	0	0
2019	PHILADELPHIA	10	6	22	16	6	0.0	0.0	0	0	0	0	0	0	0	1
NFL TOTALS		54	16	66	49	17	1.0	6.0	1	24	24	0	2	2	2	1

**KAMU GRUGIER-HILL'S NFL REGULAR SEASON STATS**

YEAR	TEAM	GP	GS	TACKLES			SK	YDS	INTERCEPTIONS					PD	FUMBLES	
				TOT	SOLO	ASST			INT	YDS	LG	TD	PD		FF	FR
2017	PHILADELPHIA	3	0	0	0	0	0.0	0.0	0	0	0	0	0	0	0	0
2018	PHILADELPHIA	2	1	0	0	0	0.0	0.0	0	0	0	0	0	0	0	0
NFL TOTALS		5	1	0	0	0	0.0	0.0	0	0	0	0	0	0	0	0

**ADDITIONAL STATS**

**Special Teams Tackles:** 7 in 2016, 12 in 2017, 10 in 2018, 1 in 2019 for total of 30 (P-2).

**SINGLE-GAME CAREER HIGHS**

<b>Tackles:</b>	8	at Dallas, 12/9/18
<b>Passes Defended:</b>	1	Twice, last: vs. Dallas, 11/11/18
<b>Forced Fumbles:</b>	1	Twice, last: at L.A. Rams, 12/16/18
<b>Fumble Recovery:</b>	1	at Minnesota, 10/13/19



# 2

## MATT HAACK

PUNTER // 6-0 // 205 // ARIZONA STATE '17

ACQUIRED: FA, '17

HOMETOWN: WEST DES MOINES, IOWA // BORN: 7/25/94

NFL: FOURTH SEASON // DOLPHINS: FOURTH SEASON

### NFL CAREER

#### TRANSACTIONS:

- Signed by Miami as an undrafted college free agent on May 5, 2017.

#### CAREER HONORS:

- Completed a 1-yard TD pass to K Jason Sanders on Dec. 1, 2019, a play dubbed "Mountaineer Shot." The play won the 2019 NFL Bridgestone Clutch Performance of the Year.
- AFC Special Teams Player of the Week (vs. N.Y. Jets, 11/4/18).

#### CAREER HIGHLIGHTS:

- Played in 48 career games.
- 239 punts for 10,684 yards (44.7 avg.) and 88 inside the 20.
- Completed 1-of-3 passes for 1 yard (33.3 pct.) and 1 TD and a QB rating of 42.4.
- 1 carry for 2 yards.
- 3 special teams tackles (2 solo).
- Is the franchise's all-time leader in net punting average:

#### DOLPHINS ALL-TIME NET PUNTING AVERAGE LEADERS\*

	PLAYER	YRS	NO	G-YDS	N-AVG
1.	MATT HAACK	2017-19	239	10,684	40.0
2.	Matt Darr	2015-16	170	8,473	39.8
3.	Brandon Fields	2007-14	594	27,912	39.2
4.	Donnie Jones	2005-06	173	7,467	37.5
5.	John Kidd	1994-97	201	8,893	36.9

\* (since 1976; min. 126 punts)

- Tied his single-game team record with 7 punts inside the 20-yard line on Nov. 4, 2018 vs. N.Y. Jets:

#### MOST PUNTS INSIDE THE 20 (DOLPHINS SINGLE-GAME)

	PLAYER	DATE	OPP	P120
1.	MATT HAACK	11/4/18	VS. N.Y. JETS	7
	MATT HAACK	12/3/17	VS. DENVER	7
3.	Brandon Fields	12/22/13	at Buffalo	6
	Tom Hutton	1/9/00*	at Seattle	6
5.	MATT HAACK	10/8/17	VS. TENNESSEE	5
	MATT HAACK	9/16/18	AT N.Y. JETS	5
	Matt Darr	11/22/15	vs. Dallas	5
	Brandon Fields	11/20/11	vs. Buffalo	5
	Matt Turk	11/16/03	vs. Baltimore	5
	Matt Turk	1/6/02	vs. Buffalo	5

\* AFC Wild Card game

- Set a single-season franchise record with 34

punts inside the 20-yard line on 12/23/18 vs. Jacksonville, surpassing P Brandon Fields who had 33 in 2013.

#### 2019 (MIAMI):

- Played in all 16 games.
- 69 punts for 3,105 yards (45.0 avg.) and a 41.1 net average; Completed 1-of-2 passes (50 pct.) for 1 yard and 1 TD and a QB rating of 95.8; 1 carry for 2 yards; 1 assisted special teams tackle.

**VS. BALTIMORE (9/8):** 6 punts for 322 yards (53.7 avg.) and a 48.8 net avg.

**AT BUFFALO (10/20):** 4 punts for 196 yards (49.0 avg.) and a 38.5 net avg.

- Converted a fake punt by rushing for 2 yards on 4th-and-1 in the 3rd quarter.

**VS. PHILADELPHIA (12/1):** 3 punts for 96 yards (32.0 avg.) and a 32.0 net average; Completed 1-of-1 passes for 1 yard and 1 TD and a QB rating of 118.8.

- Completed a 1-yard TD pass to K Jason Sanders on fourth-and-goal in the 2nd quarter to give Miami a 14-13 lead.
- He was the first punter in Dolphins history to throw a TD.
- Eclipsed the 10,000 gross punting yards mark in his career.

#### HONORS:

- Completed a 1-yard TD pass to K Jason Sanders in the Dec. 1 win vs. Philadelphia, a play dubbed "Mountaineer Shot." The play won the NFL Bridgestone Clutch Performance of the Year.

#### 2018 (MIAMI):

- Played in all 16 games.
- 87 punts for 3,884 yards (44.6 avg.) and a 38.4 net average.
- His 35 punts inside the 20-yard line set a new single-season franchise record.

**AT N.Y. JETS (9/16):** 6 punts for 295 yards (49.2 avg.) and a 48.5 net avg.

- Landed 5 punts inside the Jets' 20-yard line and 4 inside the 10.

**AT CINCINNATI (10/7):** 5 punts for 209 yards (41.8 avg.) a 38.0 net avg.

- Landed 4 punts inside the Bengals' 20-yard line.

**VS. N.Y. JETS (11/4):** 9 punts for 402 yards (44.7 avg.) and a 42.8 net avg.

- Landed 7 punts inside the Jets' 20-yard line, tying

his single-game team record.

#### HONORS:

- AFC Special Teams Player of the Week (vs. N.Y. Jets, 11/4).

#### 2017 (MIAMI):

- Played in all 16 games.
- 83 punts for 3,695 yards (44.5 avg.) and a 40.7 net average.
- His 30 punts inside the 20-yard line were tied for 8th in the NFL and led all rookie punters.

**VS. TENNESSEE (10/8):** 9 punts for 459 yards (51.0 avg.) and a 49.4 net average.

- His 5 punts inside the 20-yard line were the most by a Dolphins punter since P Matt Darr had 5 on Nov. 22, 2015 vs. Dallas.

**VS. DENVER (12/3):** 9 punts for 386 yards (42.9 avg.) and a 41.0 net average.

- His 7 punts inside the 20-yard line set a team record.
- Had 1 punt that resulted in a safety after he pinned Denver inside its own 5-yard line and LB Chase Allen forced a fumble that was recovered by Denver in its own end zone.

**AT BUFFALO (12/17):** 4 punts for 187 yards (46.8 avg.) and a 41.3 net average.

- Recovered a K Cody Parkey onside kick with 39 seconds remaining.

### BEFORE THE NFL

#### COLLEGE (ARIZONA STATE):

- 4-year letterman (2013-16).

**CAREER:** Played in 44 games; 209 punts for 8,991 yards (43.0 avg.) and 73 punts inside the 20; 2 solo tackles; 1-of-1 passing for 27 yards; 1 rush for 7 yards.

- 52 punts of 50+ yards.
- His 43.0 yards per punt average was tied for 4th in school history.

**SENIOR (2016):** Played in all 12 games; 66 punts for 2,897 yards (43.9 avg.) and 21 punts inside the 20; 1 carry for 7 yards.

- 16 punts of 50+ yards.
- His 44.4 yard net average was 6th-best in FBS.

- 2nd-team All-Pac 12.
- Finalist for the William V. Campbell Trophy (top scholar-athlete in the nation).

**JUNIOR (2015):** Played in all 13 games; 74 punts for 3,186 yards (43.1 avg.) and 32 punts inside the 20; 1-of-1 passing for 27 yards; 1 solo tackle.

- 19 punts of 50+ yards.
- His 43.1 gross average was 5th-best in FBS.
- His 32 punts inside the 20 were 2nd in the nation and led the Pac-12.
- His 2 touchbacks were tied for the lowest in the nation by a full-time punter.

**SOPHOMORE (2014):** Played in all 13 games; 53 punts for 2,296 yards (43.3 avg.) and 17 punts inside the 20.

- 14 punts of 50+ yards.

**TRUE FRESHMAN (2013):** Played in 6 games; 16 punts for 612 yards (38.3 avg.) and 3 punts inside the 20; 1 solo tackle.

- 3 punts of 50+ yards.

### HIGH SCHOOL (DOWNING HS – WEST DES MOINES, IOWA)

- Also played wide receiver.

**SENIOR (2012):**

- 1st-team all-state.
- Helped his team reach the state quarterfinals.

### OFF THE FIELD

#### COMMUNITY:

- Ran in the 2020 DCC 5K and awarded medals to cyclists at the finish line.
- Also participated in the 2020 DCC golf tournament.
- Walked in the 2019 DCC 5K.
- Participated in a 2018 Football Unites cultural tour.
- Toured Hard Rock Stadium with 100 Naval Sailors.

#### PERSONAL:

- **PRONUNCIATION:** Last name is pronounced HAWK.
- **MAJOR:** Sports business and media.

### MATT HAACK'S NFL REGULAR SEASON STATS

YEAR	TEAM	GP	PUNT	YDS	AVG	LG	OPP RET	YDS	NET AVG	TB	IN 20
2017	MIAMI	16	83	3,695	44.5	64		220	40.7	5	30
2018	MIAMI	16	87	3,884	44.6	65		384	38.4	6	35
2019	MIAMI	16	69	3,105	45.0	62		229	41.1	2	23
NFL TOTALS		48	239	10,684	44.7	65		833	40.0	13	88

### ADDITIONAL STATS

**Special Teams Tackles:** 1 in 2017, 1 in 2018, 1 in 2019 for total of 3.

**Onside Kick Recoveries:** 1 in 2017.

**Rushing:** 1 for 2 yards in 2019.

**Passing:** 0-for-1 with 1 interception in 2017, 1-for-1 for 1 yard and 1 TD in 2019 for total of 1-for-2 for 1 yard, 1 TD and 1 interception.

### SINGLE-GAME CAREER HIGHS

<b>Punts:</b>	9	3 times, last: vs. N.Y. Jets, 11/4/18
<b>Punt Yards:</b>	459	vs. Tennessee, 10/8/17
<b>Punts Inside the 20:</b>	7	twice, last: vs. N.Y. Jets, 11/4/18





# 86 MACK HOLLINS

WIDE RECEIVER // 6-4 // 221 // NORTH CAROLINA '17  
 ACQUIRED: WAL., '19 (PHI.)  
 HOMETOWN: ROCKVILLE, MD. // BORN: 9/16/93  
 NFL: FOURTH SEASON // DOLPHINS: FIRST SEASON

## NFL CAREER

### TRANSACTIONS:

- Awarded off waivers to Miami on Dec. 4, 2019.
- Waived by Philadelphia on Dec. 3, 2019.
- 4th-round pick (118th overall) by Philadelphia in the 2017 NFL draft.

### CAREER HIGHLIGHTS:

- Played in 32 career games with 3 starts.
- 26 receptions for 351 yards (13.5 avg.) and 1 TD.

### 2019 (PHILADELPHIA/MIAMI):

- Played in 4 games with Miami.
- 1 assisted special teams tackle with Miami.
- Awarded off waivers to Miami on Dec. 4.
- Played in 12 games with 3 starts for Philadelphia.
- 10 receptions for 125 yards (12.5 avg.) with Philadelphia.
- 1 solo special teams tackle with Philadelphia.
- 1 miscellaneous tackle with Philadelphia.

**AT ATLANTA (9/15):** 5 receptions for 50 yards (10.0 avg.).

**VS. DETROIT (9/22):** 4 receptions for 62 yards (15.5 avg.).

- Made his 1st NFL start.

**AT N.Y. JETS (12/8):** Played but did not record any stats.

- Made his Dolphins debut.

### 2018 (PHILADELPHIA):

- Missed the entire season after being placed on injured reserve on Sept. 6.

### 2017 (PHILADELPHIA):

- Played in all 16 games.
- 16 receptions for 226 yards (14.1 avg.) and 1 TD.
- 5 special teams tackles (4 solo).

**AT WASHINGTON (9/10):** Played but did not record any stats.

- Made his NFL debut.

**AT KANSAS CITY (9/17):** 3 receptions for 32 yards (10.7 avg.).

- Made his 1st NFL reception.

**VS. WASHINGTON (10/23):** 1 reception for 64 yards and 1 TD.

- Hauled in a 64-yard TD reception from QB Carson Wentz for his 1st career TD.

### POSTSEASON:

**NFC DIVISIONAL VS. ATLANTA (1/13):** 1 reception for 9 yards.

**NFC CHAMPIONSHIP VS. MINNESOTA (1/21):** Played but did not record any stats.

**SUPER BOWL LII VS. NEW ENGLAND (2/4):** Played but did not record any stats.

## BEFORE THE NFL

### COLLEGE (NORTH CAROLINA):

- 4-year letterman (2013-16) and 3-year starter.
- CAREER:** Played in 47 games with 18 starts; 81 receptions for 1,667 yards (20.6 avg.) and 20 TDs; 24 special teams tackles (18 solo).
- Was a special teams captain for all 4 seasons.
- His 20 receiving TDs ranked 3rd in school history.
- His 20.6 yards per reception were a school record.

**SENIOR (2016):** Played in 7 games with 4 starts; 16 receptions for 309 yards (19.3 avg.) and 4 TDs; 1 solo special teams tackle.

**JUNIOR (2015):** Played in all 14 games with 5 starts; 30 receptions for 745 yards (24.8 avg.) and 8 TDs; 6 special teams tackles (4 solo).

- 2nd-team All-ACC.
- His 24.8 yards per reception led the nation.

**SOPHOMORE (2014):** Played in all 13 games with 8 starts; 35 receptions for 613 yards (17.5 avg.) and 8 TDs; 7 special teams tackles (6 solo).

- Honorable mention All-ACC.

**REDSHIRT FRESHMAN (2013):** Played in all 13 games; 10 special teams tackles (7 solo).

- Joined the team as a walk-on and redshirted the 2012 season.

### HIGH SCHOOL (FORK UNION MILITARY ACADEMY – FORK UNION, VA.)

- Attended Fork Union Military Academy (Va.) following high school graduation from Wootton HS.
- Also played lacrosse and basketball.

**SENIOR (2011 AT WOOTTON HS):**

- Played wide receiver and defensive back.

## OFF THE FIELD

### COMMUNITY:

- In 2019, volunteered at the annual Dolphins holiday gift event through Football Unites and

spent time with the 200 members of South Florida families.

PERSONAL:

- MAJOR: Exercise and sport science.

MACK HOLLINS' NFL REGULAR SEASON STATS													
YEAR	TEAM	GP	GS	RECEIVING					RUSHING				
				REC	YDS	AVG	LG	TD	ATT	YDS	AVG	LG	TD
2017	PHILADELPHIA	16	0	16	226	14.1	64t	1	0	0	0.0	0	0
2018	PHILADELPHIA			INJURED RESERVE									
2019	PHILADELPHIA	12	3	10	125	12.5	20	0	0	0	0.0	0	0
	MIAMI	3	0	0	0	0.0	0	0	0	0	0.0	0	0
NFL TOTALS		31	3	26	351	13.5	64t	1	0	0	0.0	0	0

MACK HOLLINS' NFL PLAYOFF STATS													
YEAR	TEAM	GP	GS	RECEIVING					RUSHING				
				REC	YDS	AVG	LG	TD	ATT	YDS	AVG	LG	TD
2017	PHILADELPHIA	3	0	1	9	9.0	9	0	0	0	0.0	0	0
PLAYOFF TOTALS		3	0	1	9	9.0	9	0	0	0	0.0	0	0

ADDITIONAL STATS

Special Teams Tackles: (Philadelphia) 1 in 2019, (Miami) 1 in 2019 for total of 2.  
Miscellaneous Tackles: (Philadelphia) 5 in 2017, 1 in 2019 for total of 6.

SINGLE-GAME CAREER HIGHS

Receptions: 5 at Atlanta, 9/15/19  
Receiving Yards: 64 vs. Washington, 10/23/17  
Longest Rec.: 64t vs. Washington, 10/23/17  
TD Receptions: 1 vs. Washington, 10/23/17

2017 GAME-BY-GAME STATS (PHILADELPHIA)

DATE	OPPONENT	P/S	REC	YDS	AVG	LG	TD
09/10	at Washington	1/0	0	0	0.0	0	0
09/17	at Kansas City	1/0	3	32	10.7	13	0
09/24	N.Y. GIANTS	1/0	0	0	0.0	0	0
10/01	at L.A. Chargers	1/0	0	0	0.0	0	0
10/08	ARIZONA	1/0	0	0	0.0	0	0
10/12	at Carolina	1/0	2	38	19.0	20	0
10/23	WASHINGTON	1/0	1	64	64.0	64t	1
10/29	SAN FRANCISCO	1/0	2	30	15.0	24	0
11/05	DENVER	1/0	1	8	8.0	8	0
11/19	at Dallas	1/0	1	7	7.0	7	0
11/26	CHICAGO	1/0	2	12	6.0	8	0
12/03	at Seattle	1/0	1	10	10.0	10	0
12/10	at L.A. Rams	1/0	0	0	0.0	0	0
12/17	at N.Y. Giants	1/0	0	0	0.0	0	0
12/25	OAKLAND	1/0	0	0	0.0	0	0
12/31	DALLAS	1/0	3	25	8.3	12	0
2017 TOTALS		16/0	16	226	14.1	64t	1

DATE	OPPONENT	P/S	REC	YDS	AVG	LG	TD
01/13	ATLANTA*	1/0	1	9	9.0	9	0
01/21	MINNESOTA**	1/0	0	0	0.0	0	0
02/04	vs. New England***	1/0	0	0	0.0	0	0
PLAYOFF TOTALS		3/0	1	9	9.0	9	0

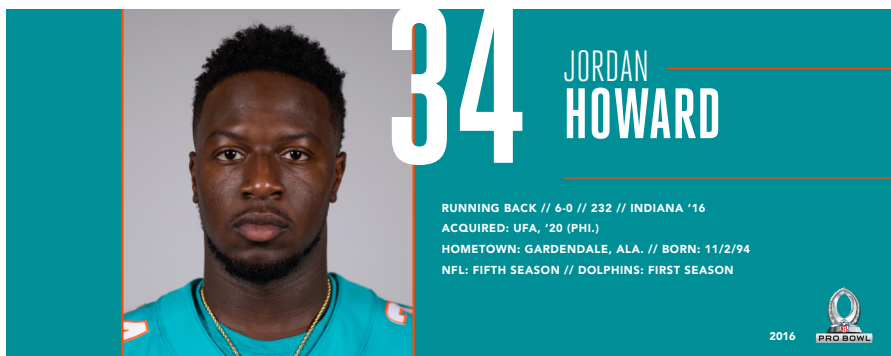
\* NFC Divisional game  
\*\* NFC Championship  
\*\*\* Super Bowl LII

2018 GAME-BY-GAME STATS (PHILADELPHIA)

DATE	OPPONENT	P/S	REC	YDS	AVG	LG	TD
09/06	ATLANTA		INJURED RESERVE				
09/16	at Tampa Bay		INJURED RESERVE				
09/23	INDIANAPOLIS		INJURED RESERVE				
09/30	at Tennessee		INJURED RESERVE				
10/07	MINNESOTA		INJURED RESERVE				
10/11	at N.Y. Giants		INJURED RESERVE				
10/21	CAROLINA		INJURED RESERVE				
10/28	at Jacksonville		INJURED RESERVE				
11/11	DALLAS		INJURED RESERVE				
11/18	at New Orleans		INJURED RESERVE				
11/25	N.Y. GIANTS		INJURED RESERVE				
12/03	WASHINGTON		INJURED RESERVE				
12/09	at Dallas		INJURED RESERVE				
12/16	at L.A. Rams		INJURED RESERVE				
12/23	HOUSTON		INJURED RESERVE				
12/30	at Washington		INJURED RESERVE				
2018 TOTALS		0/0	0	0	0.0	-	0

2019 GAME-BY-GAME STATS (PHILADELPHIA/MIAMI)

DATE	OPPONENT	P/S	REC	YDS	AVG	LG	TD
09/08	WASHINGTON	1/0	0	0	0.0	0	0
09/15	at Atlanta	1/0	5	50	10.0	17	0
09/22	DETROIT	1/1	4	62	15.5	20	0
09/26	at Green Bay	1/0	1	13	13.0	13	0
10/06	N.Y. JETS	1/1	0	0	0.0	0	0
10/13	at Minnesota	1/0	0	0	0.0	0	0
10/20	at Dallas	1/0	0	0	0.0	0	0
10/27	at Buffalo	1/1	0	0	0.0	0	0
11/03	CHICAGO	1/0	0	0	0.0	0	0
11/17	NEW ENGLAND	1/0	0	0	0.0	0	0
11/24	SEATTLE	1/0	0	0	0.0	0	0
12/01	at Miami	1/0	0	0	0.0	0	0
PHILADELPHIA TOTALS		12/3	10	125	12.5	20	0
12/08	at N.Y. Jets	1/0	0	0	0.0	0	0
12/15	at N.Y. Giants	1/0	0	0	0.0	0	0
12/22	CINCINNATI	1/0	0	0	0.0	0	0
12/29	at New England	1/0	0	0	0.0	0	0
MIAMI TOTALS		4/0	0	0	0.0	0	0
2019 TOTALS		15/3	10	125	12.5	20	0



## NFL CAREER

### TRANSACTIONS:

- Signed by Miami as an unrestricted free agent from Philadelphia on March 21, 2019.
- Traded from Chicago to Philadelphia on March 29, 2019.
- 5th-round pick (150th overall) by Chicago in the 2016 NFL draft.

### CAREER HONORS:

- 2016 Pro Bowl selection.
- 2016 PFWA All-Rookie Team.
- NFC Offensive Rookie of the Month (December/January 2016).
- NFC Offensive Player of the Week (vs. Minnesota, 10/31/16).

### CAREER HIGHLIGHTS:

- Played in 57 career games with 48 starts.
- 897 carries for 3,895 yards (4.3 avg.) and 30 TDs.
- 82 receptions for 637 yards (7.8 avg.) and 2 TDs.
- Since entering the NFL in 2016, Howard's 3,895 rushing yards rank 3rd in the NFL:

NFL RUSHING LEADERS SINCE 2016				
PLAYER	TEAMS	ATT	YDS	TD
1. Ezekiel Elliott	Dallas	1,169	5,405	40
2. Todd Gurley	LAR/Atl.	1,036	4,298	48
3. <b>JORDAN HOWARD</b>	<b>CHI./PHI.</b>	<b>897</b>	<b>3,895</b>	<b>30</b>
4. Derrick Henry	Tennessee	804	3,833	38
5. Mark Ingram	NO/Bal.	775	3,830	34

- Since entering the NFL in 2016, Howard's 30 rushing TDs are 7th in the NFL.
- Was 1 of just 2 NFL running backs (Ezekiel Elliott) to rush for at least 900+ yards in each season from 2016-18.
- Became the 1st Bears player to rush for 1,000+ yards in each of his first 2 seasons in 2016-17.
- Became the fastest player in Bears history to reach 2,000+ career rushing yards (24 games).
- His 1,122 rushing yards in 2017 were 6th in the NFL.
- His 9 rushing TDs in 2017 were tied for the 3rd-most in the NFL.:

### 2017 NFL RUSHING LEADERS (TOUCHDOWNS)

PLAYER	TEAMS	ATT	YDS	TD
1. Ezekiel Elliott	L.A. Rams	279	1305	13
2. Mark Ingram	New Orleans	230	1124	12
3. Le'Veon Bell	Pittsburgh	321	1291	9
<b>JORDAN HOWARD</b>	<b>CHICAGO</b>	<b>276</b>	<b>1122</b>	<b>9</b>
Leonard Fournette	Jacksonville	268	1040	9

- His 1,133 rushing yards in 2016 ranked 2nd in the NFL.

### NFL RUSHING LEADERS IN 2016

PLAYER	TEAMS	ATT	YDS	TD
1. Ezekiel Elliott	Dallas	322	1,631	15
2. <b>JORDAN HOWARD</b>	<b>CHICAGO</b>	<b>252</b>	<b>1313</b>	<b>6</b>
DeMarco Murray	Tennessee	293	1287	9
4. Jay Ajayi	Miami	260	1272	8
5. Le'Veon Bell	Pittsburgh	261	1268	7

- His 5.2 rushing average in 2016 ranked 4th in the NFL.

### 2019 (PHILADELPHIA):

- Played in 10 games with 4 starts.
- Inactive for 6 games.
- 119 carries for 525 yards (4.4 avg.) and 6 TDs.
- 10 receptions for 69 yards (6.9 avg.) and 1 TD.

**AT GREEN BAY (9/26):** 15 carries for 87 yards (5.8 avg.) and 2 TDs; 3 receptions for 28 yards (9.3 avg.) and 1 TD.

- Scored on a 1-yard TD run in the 2nd quarter.
- Caught a 20-yard TD pass from QB Carson Wentz in the 3rd quarter.
- Scored on a 2-yard TD run in the 4th quarter to extend Philadelphia's lead.

**AT BUFFALO (10/27):** 23 carries for 96 yards (4.2 avg.) and 1 TD; 1 reception for 15 yards (15.0 avg.).

- Scored on a 3-yard TD run in the 4th quarter.

**VS. CHICAGO (11/3):** 19 carries for 82 yards (4.3 avg.) and 1 TD; 1 reception for 1 yard.

- Scored on a 13-yard TD run in the 3rd quarter.

### 2018 (CHICAGO):

- Played in all 16 games with 15 starts.
- 250 carries for 935 yards (3.7 avg.) and 9 TDs.
- 20 receptions for 145 yards (7.3 avg.).

- Joined Ezekiel Elliott as the only NFL running backs to rush for at least 900 yards in each of the past 3 seasons

**VS. N.Y. JETS (10/28):** 22 carries for 81 yards (3.7 avg.) and 1 TD.

- Scored on a 2-yard TD run in the 4th quarter to extend Chicago's lead.

**AT BUFFALO (11/4):** 14 carries for 47 yards (3.4 avg.) and 2 TDs.

- Scored on a 1-yard TD run in the 1st quarter.

**AT MINNESOTA (12/30):** 21 carries for 109 yards (5.2 avg.) and 2 TDs; 1 reception for 5 yards.

- Scored on a 6-yard TD run in the 1st quarter.
- Scored on a 1-yard TD run in the 2nd quarter.

#### POSTSEASON

**VS. PHILADELPHIA (1/6):** 10 carries for 35 yards (3.5 avg.).

#### 2017 (CHICAGO):

- Started all 16 games.
- 276 carries for 1,122 yards (4.1 avg.) and 9 TDs.
- 23 receptions for 125 yards (5.4 avg.).
- Became the 1st Bear to rush for 1,000+ yards in each of his first 2 seasons.
- Became the fastest player in Bears history to reach 2,000+ career rushing yards (24 games).
- His 1,122 rushing yards were 6th in the NFL.
- His 9 rushing TDs were tied for 3rd-most in the NFL.

**VS. PITTSBURGH (9/24):** 23 carries for 140 yards (6.1 avg.) and 2 TDs; 5 receptions for 26 yards (5.2 avg.).

- Scored on a 3-yard TD run in the 1st quarter.
- Ran for a 19-yard TD to win the game for Chicago in the 1st possession of overtime.

**AT CINCINNATI (12/10):** 23 carries for 147 yards (6.4 avg.) and 2 TDs; 1 reception for 8 yards.

- Rushed for a 21-yard TD in the 1st quarter.
- Scored on an 8-yard TD run in the 4th quarter.

**VS. CLEVELAND (12/24):** 22 carries for 44 yards (2.0 avg.) and 2 TDs.

- Scored on a 2-yard TD run in the 1st quarter.
- Scored on a 16-yard TD run in the 3rd quarter to extend Chicago's lead.

#### 2016 (CHICAGO):

- Played in 15 games with 13 starts.
- 252 carries for 1,313 yards (5.2 avg.) and 6 TDs.
- 29 receptions for 298 yards (10.3 avg.) and 1 TD.
- Dressed but did not play in 1 game.

**AT INDIANAPOLIS (10/9):** 16 carries for 118 yards (7.4 avg.); 3 receptions for 45 yards (15.0 avg.) and 1 TD.

- Caught a 21-yard TD pass from QB Brian Hoyer in the 4th quarter.

**VS. SAN FRANCISCO (12/4):** 32 carries for 117 yards (3.7 avg.) and 3 TDs.

- Scored on a 2-yard TD run in the 3rd quarter to give Chicago the lead.

**AT MINNESOTA (1/1):** 23 carries for 135 yards (5.9 avg.).

#### PRO BOWL

- Earned his 1st Pro Bowl selection and became the 1st Bears rookie running back to be voted to the Pro Bowl since Gale Sayers in 1965.

#### HONORS

- 2016 PFWA All-Rookie Team.
- Recipient of the 2016 Brian Piccolo Award (awarded to one Bears rookie and veteran who honor the loyalty, dedication, courage, teamwork and sense of humor of the late Chicago running back).
- NFC Offensive Rookie of the Month (December/January 2016).
- NFC Offensive Player of the Week (vs. Minnesota, 10/31/16).

#### BEFORE THE NFL

##### COLLEGE (INDIANA):

- 1-year starter (2015).
- Transferred from Alabama at Birmingham following his sophomore season (2014).

**CAREER (AT INDIANA):** Started 9 games; 196 carries for 1,213 yards (6.2 avg.) and 9 TDs; 11 receptions for 106 yards (9.6 avg.) and 1 TD.

**JUNIOR (2015 AT INDIANA):** Started 9 games; 196 carries for 1,213 yards (6.2 avg.) and 9 TDs; 11 receptions for 106 yards (9.6 avg.) and 1 TD.

- His 134.8 rushing yards per game ranked 2nd in the Big Ten and 9th in the nation.

- 1st-team All-Big Ten.

**SOPHOMORE (2014 AT UAB):** Played in all 12 games with 11 starts; 306 carries for 1,587 yards (5.2 avg.) and 13 TDs; 9 receptions for 72 yards (8.0 avg.) and 1 TD.

- His 1,587 yards were a UAB single-season record.
- 1st-team All-Conference USA.

**TRUE FRESHMAN (2013 AT UAB):** Played in 11 games with 5 starts; 145 carries for 881 yards (6.1 avg.) and 2 TDs; 4 receptions for 83 yards (20.8 avg.) and 1 TD.

- His 881 yards were a UAB freshman single-season record and ranked 2nd among freshmen in the nation.
- Conference USA All-Freshman team.

##### HIGH SCHOOL (GARDENDALE HS – GARDENDALE, ALA.)

- 3-year starter.

**SENIOR (2012):** Played in 10 games; 179 carries for 1,386 yards (7.7 avg.) and 20 TDs; 12 receptions for 183 yards (15.3 avg.) and 1 TD.

- Birmingham News North/East Player of the Year.

**JUNIOR (2011):** Played in 7 games; 114 carries for 831 yards (7.3 avg.) and 13 TDs; 5 receptions for 40 yards (8.0 avg.).

- Honorable mention all-state.

#### OFF THE FIELD

##### PERSONAL:

- **MAJOR:** Liberal studies.

## JORDAN HOWARD'S NFL REGULAR SEASON STATS

YEAR	TEAM			RUSHING					RECEIVING				
		GP	GS	ATT	YDS	AVG	LG	TD	REC	YDS	AVG	LG	TD
2016	CHICAGO	15	13	252	1313	5.2	69	6	29	298	10.3	34	1
2017	CHICAGO	16	16	276	1122	4.1	53	9	23	125	5.4	12	0
2018	CHICAGO	16	15	250	935	3.7	42	9	20	145	7.3	18	0
2019	PHILADELPHIA	10	4	119	525	4.4	20	6	10	69	6.9	20	1
NFL TOTALS		57	48	897	3895	4.3	69	30	82	637	7.8	34	2

## JORDAN HOWARD'S PLAYOFF STATS

YEAR	TEAM			RUSHING					RECEIVING				
		GP	GS	ATT	YDS	AVG	LG	TD	REC	YDS	AVG	LG	TD
2018	CHICAGO	1	1	10	35	3.5	12	0	0	0	0.0	-	0
NFL TOTALS		1	1	10	35	3.5	12	0	0	0	0.0	-	0

## ADDITIONAL STATS

Miscellaneous Tackles: 4 in 2016.

Miscellaneous Fumble Recoveries: 4 in 2016, 1 in 2017 for total of 5.

## SINGLE-GAME CAREER HIGHS

<b>Rushes:</b>	36	at Baltimore, 10/15/17
<b>Rushing Yards:</b>	167	at Baltimore, 10/15/17
<b>Longest Rush:</b>	69	vs. Minnesota, 10/31/16
<b>Rushing TDs:</b>	3	vs. San Francisco, 12/4/16
<b>Receptions:</b>	5	Twice, last: at Green Bay, 9/9/18
<b>Receiving Yards:</b>	49	vs. Minnesota, 10/31/16
<b>Longest Reception:</b>	34	vs. Minnesota, 10/31/16
<b>Receiving TDs:</b>	1	Twice, last: at Green Bay, 9/26/19

## 2017 GAME-BY-GAME STATS (CHICAGO)

DATE	OPPONENT	P/S	ATT	YDS	AVG	LG	TD
09/10	ATLANTA	1/1	13	52	4.0	11	1
09/17	at Tampa Bay	1/1	9	7	0.8	4	0
09/24	PITTSBURGH	1/1	23	140	6.1	19	2
09/28	at Green Bay	1/1	18	53	2.9	16	1
10/09	MINNESOTA	1/1	19	76	4.0	13	0
10/15	at Baltimore	1/1	36	167	4.6	53	0
10/22	CAROLINA	1/1	21	65	3.1	11	0
10/29	at New Orleans	1/1	23	102	4.4	50	0
11/12	GREEN BAY	1/1	15	54	3.6	25	0
11/19	DETROIT	1/1	15	125	8.3	50	1
11/26	at Philadelphia	1/1	7	6	0.9	4	0
12/03	SAN FRANCISCO	1/1	13	38	2.9	14	0
12/10	at Cincinnati	1/1	23	147	6.4	21	2
12/16	at Detroit	1/1	10	37	3.7	16	0
12/24	CLEVELAND	1/1	22	44	2.0	16	2
12/31	at Minnesota	1/1	9	9	1.0	4	0
2017 TOTALS		16/16	276	1122	4.1	53	9

## 100-YARD RUSHING GAMES (14)

DATE	OPPONENT	ATT	YDS	AVG	LG	TD
10/2/16	DETROIT	23	111	4.8	17	0
10/9/16	at Indianapolis	16	118	7.4	57	0
10/13/16	MINNESOTA	26	153	5.9	69	1
11/13/16	at Tampa Bay	15	100	6.7	15	0
12/4/16	SAN FRANCISCO	32	117	3.7	25	3
12/24/16	WASHINGTON	18	119	6.6	23	0
1/1/17	at Minnesota	23	135	5.9	18	0
9/24/17	PITTSBURGH	23	140	6.1	19	2
10/15/17	at Baltimore	36	167	4.6	53	0
10/29/17	at New Orleans	23	102	4.4	50	0
11/19/17	DETROIT	15	125	8.3	50	1
12/10/17	at Cincinnati	23	147	6.4	21	2
12/9/18	L.A. RAMS	19	101	5.3	21	0
12/30/18	at Minnesota	21	109	5.2	42	2

## 2016 GAME-BY-GAME STATS (CHICAGO)

DATE	OPPONENT	P/S	ATT	YDS	AVG	LG	TD
09/11	at Houston		DID NOT PLAY				
09/19	PHILADELPHIA	1/0	3	22	7.3	10	0
09/25	at Dallas	1/0	9	45	5.0	36	0
10/02	DETROIT	1/1	23	111	4.8	17	0
10/09	at Indianapolis	1/1	16	118	7.4	57	0
10/16	JACKSONVILLE	1/1	15	34	2.3	9	1
10/20	at Green Bay	1/1	7	22	3.1	11	0
10/31	MINNESOTA	1/1	26	153	5.9	69	1
11/13	at Tampa Bay	1/1	15	100	6.7	15	0
11/20	at N.Y. Giants	1/1	17	77	4.5	27	0
11/27	TENNESSEE	1/1	18	84	4.7	22	0
12/04	SAN FRANCISCO	1/1	32	117	3.7	25	3
12/11	at Detroit	1/1	13	86	6.6	31	0
12/18	GREEN BAY	1/1	17	90	5.3	13	1
12/24	WASHINGTON	1/1	18	119	6.6	23	0
01/01	at Minnesota	1/1	23	135	5.9	18	0
2016 TOTALS		15/13	252	1313	5.2	69	6

## 2018 GAME-BY-GAME STATS (CHICAGO)

DATE	OPPONENT	P/S	ATT	YDS	AVG	LG	TD
09/09	at Green Bay	1/1	15	82	5.5	16	0
09/17	SEATTLE	1/1	14	35	2.5	7	0
09/23	at Arizona	1/1	24	61	2.5	17	1
09/30	TAMPA BAY	1/1	11	25	2.3	11	0
10/14	at Miami	1/1	14	69	4.9	19	0
10/21	NEW ENGLAND	1/1	12	39	3.3	6	1
10/28	N.Y. JETS	1/1	22	81	3.7	24	1
11/04	at Buffalo	1/1	14	47	3.4	18	2
11/11	DETROIT	1/1	11	21	1.9	9	0
11/18	MINNESOTA	1/0	18	63	3.5	8	0
11/22	at Detroit	1/1	7	13	1.9	4	0
12/02	at N.Y. Giants	1/1	16	76	4.8	25	0
12/09	L.A. RAMS	1/1	19	101	5.3	21	0
12/16	GREEN BAY	1/1	19	60	3.2	9	1
12/23	at San Francisco	1/1	13	53	4.1	9	1
12/30	at Minnesota	1/1	21	109	5.2	42	2
2018 TOTALS		16/15	250	935	3.7	42	9

DATE	OPPONENT	P/S	ATT	YDS	AVG	LG	TD
01/06	PHILADELPHIA*	1/1	10	35	3.5	12	0

\* NFC Wild Card game

## 2019 GAME-BY-GAME STATS (PHILADELPHIA)

DATE	OPPONENT	P/S	ATT	YDS	AVG	LG	TD
09/08	WASHINGTON	1/0	6	44	7.3	17	0
09/15	at Atlanta	1/0	8	18	2.3	5	0
09/22	DETROIT	1/0	11	37	3.4	11	1
09/26	at Green Bay	1/0	15	87	5.8	19	2
10/06	N.Y. JETS	1/0	13	62	4.8	15	1
10/13	at Minnesota	1/1	13	49	3.8	12	0
10/20	at Dallas	1/1	11	50	4.6	16	0
10/27	at Buffalo	1/1	23	96	4.2	20	1
11/03	CHICAGO	1/1	19	82	4.3	17	1
11/17	NEW ENGLAND		INACTIVE				
11/24	SEATTLE		INACTIVE				
12/01	at Miami		INACTIVE				
12/09	N.Y. GIANTS		INACTIVE				
12/15	at Washington		INACTIVE				
12/22	DALLAS		INACTIVE				
12/29	at N.Y. Giants	1/0	0	0	0.0	-	0
<b>2019 TOTALS</b>		<b>10/4</b>	<b>119</b>	<b>525</b>	<b>4.4</b>	<b>20</b>	<b>6</b>

DATE	OPPONENT	P/S	ATT	YDS	AVG	LG	TD
1/5	SEATTLE*		DID NOT PLAY				

\* NFC Wild Card game



## NFL CAREER

### TRANSACTIONS:

- 2nd-round pick (38th overall) by Miami in the 2016 NFL draft.

### CAREER HONORS:

- No. 55 on the NFL Network Top 100 list in 2019.
- 2018 Pro Bowl selection.
- 2018 Dan Marino Team MVP Award.
- AFC Defensive Player of the Week (vs. Buffalo, 12/2/18).
- AFC Defensive Player of the Week (vs. New England, 12/11/17).

### CAREER HIGHLIGHTS:

- Played in 40 career games with 39 starts.
- 140 tackles (108 solo), 1 sack, 12 interceptions, 35 passes defended, 1 forced fumble and 1 fumble recovery; 1 interception return for a TD.
- Tied for the NFL lead with 7 interceptions in 2018:

NFL INTERCEPTION LEADERS (2018)				
PLAYER	TEAM	INT	YDS	TD
1. XAVIEN HOWARD	MIAMI	7	54	0
Kyle Fuller	Chicago	7	52	0
Damontae Kazee	Atlanta	7	52	0
4. Eddie Jackson	Chicago	6	81	2

- His 7 interceptions in 2018 were tied for 9th in single-season team history.
- His 3 multi-interception games in 2018 is a Dolphins single-season record.
- Became 1st player in Dolphins history to have multiple interceptions in consecutive games when he had two interceptions in games vs. Denver on 12/3/17 and vs. New England on 12/11/17. He did it again at Indianapolis on 11/25/18 and vs. Buffalo on 12/2/18.
- Was 1 of just 4 NFL players to post at least 5 passes defended in a game in the 2017 season when he had 5 passes defended vs. Denver on 12/3/17.
- On 12/11/17 vs. New England, he became 1st player to intercept Patriots QB Tom Brady twice in the same game since Indianapolis' Mike Adams on Nov. 16, 2014.

### 2019 (MIAMI):

- Started 5 games.
- Inactive for 2 games.
- Missed the rest of the season after being placed on injured reserve on Oct. 30.
- 17 tackles (12 solo), 1 interception and 4 passes defended.

**VS. NEW ENGLAND (9/15):** 4 tackles (3 solo) and 1 pass defended.

**VS. L.A. CHARGERS (9/29):** 5 tackles (4 solo).

**AT PITTSBURGH (10/29):** 1 solo tackle, 1 interception and 3 passes defended.

- Intercepted QB Mason Rudolph on Pittsburgh's first possession.

### HONORS:

- No. 55 on the NFL Network Top 100 list.

### 2018 (MIAMI):

- Started 12 games.
- Inactive for 4 games.
- 35 tackles (25 solo), 7 interceptions, 12 passes defended and 1 fumble recovery.
- Tied for the NFL lead with 7 interceptions.
- His 7 interceptions were tied for 9th in single-season team history.
- Set a Dolphins single-season record with 3 multi-interception games.

**VS. OAKLAND (9/23):** 1 solo tackle, 2 interceptions and 3 passes defended.

- Intercepted a QB Derek Carr pass intended for WR Amari Cooper in the 1st quarter.
- Picked off QB Derek Carr in the end zone with 2:59 remaining in the game.

**AT INDIANAPOLIS (11/25):** 5 solo tackles, 2 interceptions and 3 passes defended.

- Intercepted QB Andrew Luck at Miami's 40-yard line with 1:00 remaining in the 2nd quarter.
- Picked off Luck again on the next play at Miami's 13-yard line with 46 seconds remaining in the 1st half.

• Became 1st NFL player with interceptions on back-to-back plays since Broncos S Darian Stewart on Nov. 16, 2016 and 1st Dolphins player to do it since S Mike Kozlowski on Dec. 19, 1981.

**VS. BUFFALO (12/2):** 4 tackles (3 solo), 2 interceptions and 2 passes defended.

- Intercepted QB Josh Allen in the end zone as time expired in the 2nd quarter.
- Picked off QB Josh Allen again on 3rd-and-10 at



Miami's 41-yard line in the 3rd quarter.

#### PRO BOWL:

- Selected to start the Pro Bowl for the 1st time in his career.
- Extended the team's streak to 21 consecutive seasons with a defensive player selected.
- Became the 4th Dolphins cornerback to earn a Pro Bowl selection, joining Sam Madison (1999-2002), Patrick Surtain (2002-04) and Brent Grimes (2013-15).

#### HONORS:

- 2nd-team All-Pro cornerback.
- PFWA All-AFC cornerback.
- Recipient of the Dan Marino Team MVP Award.
- AFC Defensive Player of the Week (vs. Buffalo, 12/2).

#### 2017 (MIAMI):

- Started all 16 games.
- 48 tackles (42 solo), 1 sack, 4 interceptions and 13 passes defended.
- His 4 interceptions were tied for 8th in the AFC and 12th in the NFL.

#### VS. DENVER (12/3):

 1 tackle, 2 interceptions and 5 passes defended.

- Intercepted QB Trevor Siemian and returned it 30 yards for a TD in the 2nd quarter.
- Picked off Siemian again in the 4th quarter.
- It was the first 2 regular-season interceptions of his career.
- Was 1 of just 4 NFL players to post at least 5 passes defended in a game in the 2017 season.

#### VS. NEW ENGLAND (12/11):

 2 interceptions.

- Intercepted QB Tom Brady on 3rd-and-10 in the 1st quarter.
- Picked off Brady again on 3rd-and-16 in the 3rd quarter and returned the ball 29 yards.
- Became 1st player in Dolphins history to have multiple interceptions in consecutive games.
- Became 1st player to intercept Brady twice in the same game since Indianapolis' Mike Adams on Nov. 16, 2014.

#### AT BUFFALO (12/17):

 4 solo tackles and 1 sack.

- Sacked QB Tyrod Taylor for a loss of 11 yards in the 3rd quarter, the first sack of his career.

#### HONORS:

- AFC Defensive Player of the Week (vs. New England, 12/11).

#### 2016 (MIAMI):

- Played in 7 games with 6 starts.
- Inactive for 9 games.
- 40 tackles (29 solo), 6 passes defended and 1 forced fumble.

#### AT SEATTLE (9/11):

 11 tackles (6 solo).

- Started in his NFL debut.
- Became 1st Dolphins rookie to start Week 1 at cornerback since Sean Smith (2009).
- His 11 tackles were a season high.

#### VS. CLEVELAND (9/25):

 6 solo tackles, 1 pass defended and 1 forced fumble.

- Forced a fumble from WR Ricardo Lewis in the 3rd quarter.

#### AT N.Y. JETS (12/17):

 3 solo tackles and 3 passes defended.

#### POSTSEASON:

#### AFC WILD CARD AT PITTSBURGH (1/8):

 5 tackles (3 solo), 1 interception and 2 passes defended.

- Broke up a pass intended for WR Antonio Brown on 3rd-and-10 in the 4th quarter.
- Intercepted QB Ben Roethlisberger on 3rd-and-8 and returned it 11 yards in the 4th quarter.
- Became the 2nd rookie in team history to record an interception in a playoff game (Troy Vincent, 1992).

### BEFORE THE NFL

#### COLLEGE (BAYLOR):

- 3-year letterman (2013-15) and 2-year starter.

#### CAREER:

 Played in 39 games with 26 starts; 98 tackles (84 solo), 1.5 sacks, 10 interceptions, 33 passes defended, 1 forced fumble and 1 fumble recovery.

- Part of the most successful 4-year span in school history, winning two conference titles (2013-14), two bowl games and compiling 40 wins.

#### JUNIOR (2015):

 Started all 13 games; 42 tackles (37 solo), 5 interceptions, 15 passes defended and 1 fumble recovery.

- His 5 interceptions led the team
- Consensus 1st-team All-Big 12.

#### SOPHOMORE (2014):

 Started all 13 games; 51 tackles (42 solo), 1.5 sacks, 4 interceptions and 13 passes defended.

- His 17 passes defended were 2nd in the Big 12 and 11th nationally.
- His 4 interceptions were tied for 3rd in the Big 12.
- Honorable mention All-Big 12.

#### REDSHIRT FRESHMAN (2013):

 Played all 13 games; 5 solo tackles, 1 interception, 1 pass defended and 1 forced fumble.

- Redshirted in 2012.

#### HIGH SCHOOL (WHEATLEY HS – HOUSTON, TEXAS)

- Played defensive back and quarterback.
- Also participated in basketball and ran track.

#### SENIOR (2011):

 32 solo tackles, 9 interceptions and 33 pass breakups.

- Returned 2 interceptions for TDs.
- 1st-team all-state

### OFF THE FIELD

#### COMMUNITY:

- In 2020, purchased food from Sunday's Eatery in Miami Gardens and distributed the meals and masks to community members.
- In 2019, visited Baptist Hospital to surprise kids with holiday gifts and provided Thanksgiving meals to 20 local families in collaboration with Generational Cure, a local nonprofit dedicated to issues facing today's youth.
- Cheered on participants at the 7th annual Dolphins Cancer Challenge in February 2017.
- Helped surprise 100 underprivileged children with their own beds from Ashley HomeStore in 2017.
- Annually participates in the AARP Foundation Million Meal Pack to pack more than 1 million meals in a single day for older adults in the South

Florida community.

- Helped spearhead a clothing and food drive for Hurricane Harvey victims in his hometown of Houston.
- Hosted a youth football camp in his hometown of Houston in 2018.

**PERSONAL:**

- Has 2 daughters.
- **PRONUNCIATION:** First name is pronounced EX-ay-vee-n.
- **MAJOR:** Health, kinesiology and leisure studies.

**XAVIEN HOWARD'S NFL REGULAR SEASON STATS**

YEAR	TEAM	GP	GS	TACKLES					INTERCEPTIONS					FUMBLES	
				TOT	SOLO	ASST	SK	YDS	INT	YDS	LG	TD	PD	FF	FR
2016	MIAMI	7	6	40	29	11	0.0	0.0	0	0	0	0	6	1	0
2017	MIAMI	16	16	48	42	6	1.0	11.0	4	71	30t	1	13	0	0
2018	MIAMI	12	12	35	25	10	0.0	0.0	7	52	39	0	12	0	1
2019	MIAMI	5	5	17	12	5	0.0	0.0	1	0	0	0	4	0	0
NFL TOTALS		40	39	140	108	32	1.0	11.0	12	123	39	1	35	1	1

**XAVIEN HOWARD'S NFL PLAYOFF STATS**

YEAR	TEAM	GP	GS	TACKLES					INTERCEPTIONS					FUMBLES	
				TOT	SOLO	ASST	SK	YDS	INT	YDS	LG	TD	PD	FF	FR
2016	MIAMI	1	1	5	3	2	0.0	0.0	1	11	11	0	2	0	0
PLAYOFF TOTALS		1	1	5	3	2	0.0	0.0	1	11	11	0	2	0	0

**SINGLE-GAME CAREER HIGHS**

- Tackles:** 11 at Seattle, 9/11/16  
**Sacks:** 1 at Buffalo, 12/17/17  
**Interceptions:** 2 5 times, last: vs. Buffalo, 12/2/18  
**Passes Defensed:** 5 vs. Denver, 12/3/17  
**Fumble Recovery** 1 vs. Chicago, 10/14/18  
**Forced Fumbles:** 1 vs. Cleveland, 9/25/16



# 68

## ROBERT HUNT

GUARD/TACKLE // 6-6 // 323 // LOUISIANA-LAFAYETTE '20

ACQUIRED: D2A, '20

HOMETOWN: BURKEVILLE, TEXAS // BORN: 8/25/96

NFL: ROOKIE SEASON // DOLPHINS: ROOKIE SEASON

### NFL CAREER

#### TRANSACTIONS:

- 2nd-round pick (39th overall) by Miami in the 2020 NFL draft.

### BEFORE THE NFL

#### COLLEGE (LOUISIANA-LAFAYETTE):

- 4-year starter (2016-19).

**CAREER:** Started 45 games.

**SENIOR (2019):** Started 7 games.

- Helped the offense rank 1st in the Sun Belt and 5th in the nation allowing just 1.07 sacks per game, and 3rd in the nation with 6.28 yards per carry.
- 1st-team All-Sun Belt.

**JUNIOR (2018):** Started all 14 games.

- 2nd-team All Sun Belt.

**SOPHOMORE (2017):** Started 11 games – 9 at left guard and 2 at left tackle.

**REDSHIRT FRESHMAN (2016):** Started all 13 games at left guard.

- Redshirted in 2015.

#### HIGH SCHOOL (BURKEVILLE HS – BURKEVILLE, TEXAS)

- Also played basketball and earned 1st-team all-district honors.

**SENIOR (2014):**

- 1st-team all-district.

**JUNIOR (2013):**

- 1st-team all-district.
- Also averaged 18.9 points per game and 11.0 rebounds named 1st-team all-district in basketball.

### OFF THE FIELD


#### PERSONAL:

- **MAJOR:** General studies.

### ROBERT HUNT'S COLLEGE STATS

**GAMES/STARTS:** 2016: 13/13, 2017: 11/11, 2018: 14/14, 2019: 7/7

**NCAA TOTALS:** 45/45



23

NOAH  
IGBINOGHENE

CORNERBACK // 5-11 // 197 // AUBURN '20  
ACQUIRED: D1C, '20  
HOMETOWN: TRUSSVILLE, ALA. // BORN: 11/27/99  
NFL: ROOKIE SEASON // DOLPHINS: ROOKIE SEASON

NFL CAREER

TRANSACTIONS:

- 1st-round pick (30th overall) by Miami in the 2020 NFL draft.

BEFORE THE NFL

COLLEGE (AUBURN):

- 3-year letterman (2017-19) and 2-year starter.
- Also lettered in track.
- Switched from wide receiver to cornerback before the 2018 season.

**CAREER:** Played in 40 games with 22 starts; 92 tackles (67 solo), 1 interception, 19 passes defended and 1 forced fumble; 6 receptions for 24 yards (4.0 avg.); 1 carry for 11 yards; 44 kickoff returns for 1,199 yards (27.3 avg.) and 2 TDs.

**JUNIOR (2019):** Started all 13 games at cornerback; 42 tackles (28 solo) and 7 passes defended; 9 kickoff returns for 317 yards (35.2 avg.) and 1 TD.

**SOPHOMORE (2018):** Played in 13 games with 9 starts at cornerback; 50 tackles (39 solo), 1 interception, 12 passes defended and 1 forced fumble; 11 kickoff returns for 311 yards (28.3 avg.) and 1 TD.

**TRUE FRESHMAN (2017):** Played in all 14 games; 6 receptions for 24 yards (4.0 avg.); 1 carry for 11 yards; 24 kickoff returns for 571 yards (23.8 avg.).

- Competed in track and field; finished 7th in the triple jump (15.24 m) and 18th in the long jump (6.72 m) at the SEC indoor championships.
- Finished 15th in the long jump (7.51 m) at the SEC outdoor championships.

HIGH SCHOOL (HEWITT-TRUSSVILLE HS – TRUSSVILLE, ALA.)

- Played wide receiver.
- Also ran track.

**SENIOR (2016):** Caught 18 TDs.

- 1st-team all-state.

OFF THE FIELD

PERSONAL:

- His parents, Festus and Faith Igbinoghene, were both Olympic track athletes for Nigeria.
- **PRONUNCIATION:** Last name is pronounced IG-bin-OG-guh-nee.
- **MAJOR:** Science and mathematics.

NOAH IGBINOGHENE'S COLLEGE DEFENSIVE STATS														
YEAR	TEAM	GP	GS	TACKLES					INTERCEPTIONS					FUMBLES FF FR
				TOT	SOLO	ASST	SK	YDS	INT	YDS	LG	TD	PD	
2017	AUBURN	14	0	0	0	0	0.0	0.0	0	0	0	0	0	0 0
2018	AUBURN	13	9	50	39	11	0.0	0.0	1	0	0	0	12	1 0
2019	AUBURN	13	13	42	28	14	0.0	0.0	0	0	0	0	7	0 0
NCAA TOTALS		40	22	92	67	25	0.0	0.0	1	0	0	0	19	1 0

NOAH IGBINOGHENE'S COLLEGE RECEIVING STATS														
YEAR	TEAM	GP	GS	RECEIVING					RUSHING					TD
				REC	YDS	AVG	LG	TD	ATT	YDS	AVG	LG	TD	
2017	AUBURN	14	0	6	24	4.0	14	0	1	11	11.0	11	0	0
2018	AUBURN	13	9	0	0	0.0	-	0	0	0	0.0	-	0	0
2019	AUBURN	13	13	0	0	0.0	-	0	0	0	0.0	-	0	0
NCAA TOTALS		40	22	6	24	4.0	14	0	1	11	11.0	11	0	0

NOAH IGBINOGHENE'S COLLEGE RETURNING STATS														
YEAR	TEAM	KICKOFF RETURN					PUNT RETURN					LG	TD	
		KR	YDS	AVG	LG	TD	PR	FC	YDS	AVG	LG			
2017	AUBURN	24	571	23.8	70	0	0	0	0	0.0	-	0	0	0
2018	AUBURN	11	311	28.3	96t	1	0	0	0	0.0	-	0	0	0
2019	AUBURN	9	317	35.2	96t	1	0	0	0	0.0	-	0	0	0
NCAA TOTALS		44	1,199	27.3	96t	2	0	0	0	0.0	-	0	0	0



## NFL CAREER

### TRANSACTIONS:

- 1st-round pick (18h overall) by Miami in the 2020 NFL draft.

## BEFORE THE NFL

### COLLEGE (SOUTHERN CALIFORNIA):

- 3-year letterman (2017-19) and 2-year starter.

**CAREER:** Played in 39 games with 25 starts.

**JUNIOR (2019):** Started all 13 games at left tackle; 1 blocked field goal.

- Honorable mention All-America.
- 1st-team All-Pac 12.

- Won the USC Chris Carlisle Courage Award.

**SOPHOMORE (2018):** Started all 12 games at left tackle.

- Co-recipient of the USC John McKay Award which recognizes competitive spirit.

**TRUE FRESHMAN (2017):** Played in all 14 games; 3 special teams tackles and 1 blocked field goal.

### HIGH SCHOOL (NORTH CANYON HS – PHOENIX, ARIZ.)

- Played offensive tackle and defensive end.
- Also played basketball and threw shot put and discus.

**SENIOR (2016):** 80 tackles, 4 sacks, 1 pass defended and 1 fumble recovery; 1 blocked punt and 1 blocked field goal.

- 1st-team All-American.
- 1st-team all-state.
- Placed 3rd in shot put and 11th in discus at the state Division II championships.

**JUNIOR (2015):** 72 tackles, 2 sacks, 1 pass defended and 3 forced fumbles ; 2 blocked field goals.

- 1st-team All-American.
- 1st-team all-state.
- Placed 4th in discus and 6th in shot put at the state Division I championships.

**SOPHOMORE (2014):** 56 tackles and 5 sacks; 1 blocked field goal.

**FRESHMAN (2013):** 11 tackles.

## OFF THE FIELD

### PERSONAL:

- His grandfather, Melvin Jackson, played defensive tackle at USC (1974-75) and played 5 seasons with Green Bay (1976-80).
- Donated his bone marrow in July 2019 for his younger sister, Autumn, who has Diamond-Blackfan anemia.
- **MAJOR:** Political science.

## AUSTIN JACKSON'S COLLEGE STATS

**GAMES/STARTS:** 2017: 14/0, 2018: 12/12, 2019: 13/13

**NCAA TOTALS:** 39/25

### ADDITIONAL STATS

**Blocked Field Goals:** 1 in 2017, 1 in 2019 for a total of 2.

**Special Teams Tackles:** 3 in 2017.



# 29

## BRANDON JONES

SAFETY // 6-0 // 191 // TEXAS '20  
 ACQUIRED: D3, '20  
 HOMETOWN: NACOGDOCHES, TEXAS // BORN: 4/2/98  
 NFL: ROOKIE SEASON // DOLPHINS: ROOKIE SEASON

### NFL CAREER

#### TRANSACTIONS:

- 3rd-round pick (70th overall) by Miami in the 2020 NFL draft.

### BEFORE THE NFL

#### COLLEGE (TEXAS):

- 4-year letterman (2016-19) and 3-year starter.

**CAREER:** Played in 46 games with 35 starts; 233 tackles (175 solo), 1 sack, 4 interceptions, 11 passes defended, 2 forced fumbles and 3 fumble recoveries; 2 blocked punts; 3 kickoff returns for 55 yards (18.3 avg.); 14 punt returns for 161 yards (11.5 avg.).

**SENIOR (2019):** Started 12 games; 86 tackles (64 solo), 1 sack, 2 interceptions, 6 passes defended, 1 forced fumble and 1 fumble recovery; 6 punt returns for 63 yards (10.5 avg.).

- Voted a team captain.

**JUNIOR (2018):** Started 10 games; 70 tackles (48 solo), 2 interceptions, 3 passes defended and 2 fumble recoveries; 6 punt returns for 65 yards (10.8 avg.).

- Honorable mention All-Big 12.

**SOPHOMORE (2017):** Started 12 games; 61 tackles (51 solo), 2 passes defended and 1 forced fumble; 1 kickoff return for 11 yards.

**TRUE FRESHMAN (2016):** Started all 12 games

with 1 start; 16 tackles (12 solo); 2 blocked punts; 2 kickoff returns for 44 yards (22.0 avg.); 2 punt returns for 33 yards (16.5 avg.).

### HIGH SCHOOL (NACOGDOCHES HS – NACOGDOCHES, TEXAS)

- Played on offense, defense and special teams.
- Also ran track and placed 3rd in the state championships as the anchor on the 4x200m team.

**SENIOR (2015):** 124 tackles and 2 interceptions; 8 TDs on offense and special teams.

- All-American.
- Texas Defensive Player of the Year.
- 1st-team all-state.
- All-district.

**JUNIOR (2014):** 30 tackles and 2 forced fumbles.

**SOPHOMORE (2013):** 95 tackles, 5 interceptions and 13 passes defended; 1 interception return for a TD.

- Honorable mention all-state.
- 1st-team all-district at defensive back and return specialist.

### OFF THE FIELD

#### PERSONAL:

- **MAJOR:** Sport management.

### BRANDON JONES' COLLEGE DEFENSIVE STATS

YEAR	TEAM	GP	GS	TACKLES					INTERCEPTIONS					FUMBLES	
				TOT	SOLO	ASST	SK	YDS	INT	YDS	LG	TD	PD	FF	FR
2016	TEXAS	12	1	16	12	4	0.0	0.0	0	0	-	0	0	0	0
2017	TEXAS	12	12	61	51	10	0.0	0.0	0	0	-	0	2	1	0
2018	TEXAS	10	10	70	48	22	0.0	0.0	2	26	19	0	3	0	2
2019	TEXAS	12	12	86	64	22	1.0	7.0	2	7	10	0	6	1	1
NCAA TOTALS		46	35	233	175	58	1.0	7.0	4	33	19	0	11	2	3

### BRANDON JONES' COLLEGE RETURNING STATS

YEAR	TEAM	KICKOFF RETURN					PUNT RETURN				
		KR	YDS	AVG	LG	TD	PR	YDS	AVG	LG	TD
2016	TEXAS	2	44	22.0	23	0	2	33	16.5	19	0
2017	TEXAS	1	11	11.0	11	0	0	0	0.0	-	0
2018	TEXAS	0	0	0.0	-	0	6	65	10.8	33	0
2019	TEXAS	0	0	0.0	-	0	6	63	10.5	53	0
NCAA TOTALS		3	55	18.3	23	0	14	161	11.5	53	0

### ADDITIONAL STATS

**Blocked Punts:** 2 in 2016.



## NFL CAREER

### TRANSACTIONS:

- Signed by Miami as an unrestricted free agent from Dallas on March 21, 2020.
- 1st-round pick (27th overall) by Dallas in the 2015 NFL draft.

### CAREER HONORS:

- No. 97 on the NFL Network Top 100 list in 2019.
- 2018 Pro Bowl selection.
- 2018 2nd-team All-Pro.

### CAREER HIGHLIGHTS:

- Played in 79 career games with 73 starts.
- 326 tackles (251 solo), 2 interceptions, 44 passes defended and 3 forced fumbles; 1 interception return for a TD.
- 21 special teams tackles (17 solo).

### 2019 (DALLAS):

- Played in 15 games with 14 starts at cornerback.
- Inactive for 1 game.
- 44 tackles (35 solo), 6 passes defended and 1 forced fumble.
- 2 solo special teams tackles.

**AT WASHINGTON (9/15):** 8 solo tackles and 1 pass defended.

**VS. PHILADELPHIA (10/20):** 2 tackles (1 solo), 1 pass defended and 1 forced fumble.

- Forced a RB Boston Scott fumble in the 4th quarter.

**AT CHICAGO (12/5):** 6 solo tackles.

### HONORS:

- No. 97 on the NFL Network Top 100 list.

### 2018 (DALLAS):

- Started all 16 games at cornerback.
- 65 tackles (54 solo) and 14 passes defended.
- 2 solo special teams tackles.

**AT HOUSTON (10/7):** 10 tackles (8 solo) and 2 passes defended.

**AT ATLANTA (11/18):** 7 tackles (5 solo) and 1 pass defended.

**VS. TAMPA BAY (12/23):** 7 solo tackles and 1 pass defended.

### POSTSEASON:

**NFC WILD CARD VS. SEATTLE (1/5):** 4 tackles (2

solo).

**NFC DIVISIONAL AT L.A. RAMS (1/12):** 4 solo tackles and 1 pass defended.

### PRO BOWL:

- Earned his 1st Pro Bowl selection.

### HONORS:

- 2nd-team All-Pro cornerback.

### 2017 (DALLAS):

- Started all 16 games at safety.
- 71 tackles (48 solo), 1 interception, 5 passes defended and 1 forced fumble; 1 interception return for a TD.
- 9 special teams tackles (7 solo).

**AT ARIZONA (9/25):** 5 tackles (3 solo) and 2 passes defended.

**AT WASHINGTON (10/29):** 4 tackles (1 solo), 1 interception and 1 pass defended; 1 interception return for a TD.

- Intercepted QB Kirk Cousins and returned it 21 yards for a TD in the 4th quarter.

**AT PHILADELPHIA (12/31):** 5 solo tackles and 1 forced fumble.

- Forced a WR Marcus Johnson fumble in the 4th quarter.

### 2016 (DALLAS):

- Started all 16 games at safety.
- 81 tackles (67 solo), 1 interception, 10 passes defended and 1 forced fumble.
- 7 special teams tackles (6 solo).

**AT PITTSBURGH (11/13):** 12 tackles (11 solo).

**VS. WASHINGTON (11/24):** 7 solo tackles and 2 passes defended.

**VS. TAMPA BAY (12/18):** 7 tackles (4 solo), 1 interception and 2 passes defended.

- Intercepted a QB Jameis Winston pass intended for WR Mike Evans for a 7-yard return in the 2nd quarter.

### POSTSEASON:

**NFC DIVISIONAL VS. GREEN BAY (1/15):** 5 solo tackles and 2 passes defended.

### 2015 (DALLAS):

- Played in all 16 games with 11 starts at safety.
- 65 tackles (47 solo) and 9 passes defended.
- 1 assisted special teams tackle.

**AT N.Y. GIANTS (10/25):** 7 tackles (6 solo).



- Made his NFL debut.

**VS. PHILADELPHIA (11/8):** 5 solo tackles and 2 passes defended.

**VS. N.Y. JETS (12/19):** 6 solo tackles.

## BEFORE THE NFL

### COLLEGE (CONNECTICUT):

- 4-year starter (2011-14).

**CAREER:** Played in 43 games with 38 starts; 222 tackles (130 solo), 8 interceptions, 26 passes defended and 1 fumble recovery; 1 fumble recovery TD; 1 blocked punt for a TD.

**SENIOR (2014):** Started 7 games at cornerback; 24 tackles (16 solo), 2 interceptions and 6 passes defended; 1 interception return for a TD.

**JUNIOR (2013):** Played in all 12 games with 11 starts at cornerback; 60 tackles (42 solo), 3 interceptions and 11 passes defended.

**SOPHOMORE (2012):** Started all 12 games at safety; 87 tackles (39 solo), 1 interception and 3 passes defended.

- His 87 tackles ranked 3rd on the team.

**REDSHIRT FRESHMAN (2011):** Played in all 12 games with 8 starts at safety; 51 tackles (33 solo), 2 interceptions, 6 passes defended and 1 fumble recovery; 1 fumble recovery TD; 1 blocked punt for a TD.

- Redshirted in 2010.

## HIGH SCHOOL (ST. PAUL CATHOLIC HS – BRISTOL, CONN.)

- Played on both defense and special teams.
- Also played basketball and ran track.

### SENIOR (2009):

- All-state.
- 1st-team All-Naugatuck Valley
- Served as a team captain.

## OFF THE FIELD

### PERSONAL:

- Interned for Connecticut State Rep. Joe Aresimowicz and former U.S. Rep. Elizabeth Esty in the summer of 2013.
- **MAJOR:** Economics.

## BYRON JONES' NFL REGULAR SEASON STATS

YEAR	TEAM	GP	GS	TACKLES				SK	YDS	INTERCEPTIONS					FUMBLES	
				TOT	SOLO	ASST				INT	YDS	LG	TD	PD	FF	FR
2015	DALLAS	16	11	65	47	18	0.0	0.0		0	0	0	0	9	0	0
2016	DALLAS	16	16	81	67	14	0.0	0.0		1	7	7	0	10	1	0
2017	DALLAS	16	16	71	48	23	0.0	0.0		1	21	21	1	5	1	0
2018	DALLAS	16	16	65	54	11	0.0	0.0		0	0	0	0	14	0	0
2019	DALLAS	15	14	44	35	9	0.0	0.0		0	0	0	0	6	1	0
<b>NFL TOTALS</b>		<b>79</b>	<b>73</b>	<b>326</b>	<b>251</b>	<b>75</b>	<b>0.0</b>	<b>0.0</b>		<b>2</b>	<b>28</b>	<b>21</b>	<b>1</b>	<b>44</b>	<b>3</b>	<b>0</b>

## BYRON JONES' NFL PLAYOFF STATS

YEAR	TEAM	GP	GS	TACKLES				SK	YDS	INTERCEPTIONS					FUMBLES	
				TOT	SOLO	ASST				INT	YDS	LG	TD	PD	FF	FR
2016	DALLAS	1	1	5	5	0	0.0	0.0		0	0	0	0	2	0	0
2018	DALLAS	2	2	8	6	2	0.0	0.0		0	0	0	0	1	0	0
<b>PLAYOFF TOTALS</b>		<b>3</b>	<b>3</b>	<b>13</b>	<b>11</b>	<b>2</b>	<b>0.0</b>	<b>0.0</b>		<b>0</b>	<b>0</b>	<b>0</b>	<b>0</b>	<b>3</b>	<b>0</b>	<b>0</b>

## ADDITIONAL STATS

**Defensive Touchdowns:** 21-yard interception return at Washington (10/29/17).

**Special Teams Tackles:** 1 in 2015, 7 in 2016, 9 in 2017, 2 in 2018, 2 in 2019 for total of 21.

## SINGLE-GAME CAREER HIGHS

<b>Tackles:</b>	12	at Pittsburgh, 11/13/16
<b>Interceptions:</b>	1	twice, last: at Washington, 10/29/17
<b>Passes Defended:</b>	3	vs. Jacksonville, 10/14/18
<b>Forced Fumbles:</b>	1	3 times, last: vs. Philadelphia, 10/20/19



## NFL CAREER

### TRANSACTIONS:

- Signed by Miami as an unrestricted free agent from New England on March 21, 2020.
- 6th-round pick (221st overall) by New England in the 2016 NFL draft.

### CAREER HIGHLIGHTS:

- Played in 60 career games with 20 starts.
- Appeared in 10 postseason games with 1 start.
- Won Super Bowls LI and LIII with New England.

### 2019 (NEW ENGLAND):

- Started 15 games at center.
- Inactive for 1 game.
- Committed just 2 penalties.

**VS. PITTSBURGH (9/8):** Started at center.

**AT PHILADELPHIA (11/17):** Started at center.

**VS. BUFFALO (12/21):** Started at center.

### POSTSEASON:

**AFC WILD CARD VS. TENNESSEE (1/4):** Started at center.

### 2018 (NEW ENGLAND):

- Played in 13 games with 2 starts at right guard.
- Inactive for 3 games.
- Committed just 1 penalty.

**VS. GREEN BAY (11/4):** Started at right guard.

**AT TENNESSEE (11/11):** Started at right guard

### POSTSEASON:

**AFC DIVISIONAL VS. L.A. CHARGERS (1/13):** Played but did not record any stats.

**AFC CHAMPIONSHIP AT KANSAS CITY (1/20):** Played but did not record any stats.

**SUPER BOWL LIII VS. L.A. RAMS (2/3):** Played but did not record any stats.

### 2017 (NEW ENGLAND):

- Played in all 16 games with 2 starts at center.
- Did not commit any penalties.

**AT OAKLAND (11/19):** Started at center.

**VS. MIAMI (11/26):** Started at center.

### POSTSEASON:

**AFC DIVISIONAL VS. TENNESSEE (1/13):** Played but did not record any stats.

**AFC CHAMPIONSHIP VS. JACKSONVILLE (1/21):** Played but did not record any stats.

**SUPER BOWL LII VS. PHILADELPHIA (2/4):** Played but did not record any stats.

### 2016 (NEW ENGLAND):

- Played in all 16 games with 1 start at right guard.
- Committed just 1 penalty.

**AT ARIZONA (9/11):** Started at right guard.

- Made his NFL debut.

### POSTSEASON:

**AFC DIVISIONAL VS. HOUSTON (1/14):** Played but did not record any stats.

**AFC CHAMPIONSHIP VS. PITTSBURGH (1/22):** Played but did not record any stats.

**SUPER BOWL LI VS. ATLANTA (2/5):** Played but did not record any stats.

## BEFORE THE NFL

### COLLEGE (ILLINOIS):

- 4-year starter (2012-15).

**CAREER:** Played in 44 games with 43 starts at right guard.

**SENIOR (2015):** Started all 12 games at right guard.

- 3rd-team All-Big Ten.
- Team captain.

**JUNIOR (2014):** Started 9 games at right guard.

- Honorable mention All-Big Ten.

**SOPHOMORE (2013):** Played in 11 games with 10 starts at right guard.

**REDSHIRT FRESHMAN (2012):** Started all 12 games at right guard.

- Redshirted in 2011.

### HIGH SCHOOL (CATHEDRAL HS – INDIANAPOLIS, IND.)

- Played offensive guard.

**SENIOR (2010):**

- All-state.
- All-Midwest Region.
- Catholic All-American.
- Helped his team win the state championship.

**JUNIOR (2009):**

- All-state.

**SOPHOMORE (2008):**

- Helped his team win the state championship.

## OFF THE FIELD

### COMMUNITY:

- Gave a sendoff speech at a special Hard Rock

Stadium drive-in graduation ceremony for 2020 Miami Gardens high school seniors.

**PERSONAL:**

- Earned his Master of Business Administration from Indiana University during the 2020 offseason.
- Became the 7th member of his family to play football in the Big Ten.
- Father, Ted Karras Jr., played for the Washington

Redskins (1987).

- Grandfather, Ted Karras, played for the Pittsburgh Steelers (1958-59), Chicago Bears (1960-64), Detroit Lions (1965) and Los Angeles Rams (1966).
- **PRONUNCIATION:** Last name is pronounced CARE-us.
- **MAJOR:** Communication.
- **GRADUATE DEGREES:** Business administration (Indiana) and recreation, sports and tourism (Illinois).

**TED KARRAS' NFL REGULAR SEASON STATS**

<b>GAMES/STARTS:</b> (New England) 2016: 16/1, 2017: 16/2, 2018: 13/2, 2019: 15/15	<b>NFL TOTALS:</b> 60/20
--	--------------------------

**TED KARRAS' NFL PLAYOFF STATS**

<b>GAMES/STARTS:</b> (New England) 2016: 3/0, 2017: 3/0, 2018: 3/0, 2019: 1/1	<b>PLAYOFF TOTALS:</b> 10/1
---	-----------------------------



66

SOLOMON  
KINDLEY

GUARD // 6-4 // 339 // GEORGIA '20

ACQUIRED: D4, '20

HOMETOWN: JACKSONVILLE, FLA. // BORN: 7/31/97

NFL: ROOKIE SEASON // DOLPHINS: ROOKIE SEASON

NFL CAREER

TRANSACTIONS:

- 4th-round pick (111th overall) by Miami in the 2020 NFL draft.

BEFORE THE NFL

COLLEGE (GEORGIA):

- 4-year letterman (2016-19) and 3-year starter.
- CAREER:** Played in 43 games with 32 starts – 25 at left guard and 7 at right guard.
- JUNIOR (2019):** Played in 13 games with 11 starts at left guard.
- SOPHOMORE (2018):** Started all 14 games at left guard.

- REDSHIRT FRESHMAN (2017):** Played in all 15 games with 7 starts at right guard.
- Freshman All-SEC.
  - Awarded a redshirt for 2016 season.
- TRUE FRESHMAN (2016):** Played in 1 game.

HIGH SCHOOL (WILLIAM RAINES SENIOR HS – JACKSONVILLE, FLA.)

- Also swam and played basketball.
- SENIOR (2015):**
- 2nd-team all-state.

OFF THE FIELD

PERSONAL:

- **MAJOR:** Sport management.

SOLOMON KINDLEY'S COLLEGE STATS		
GAMES/STARTS:	2016: 1/0, 2017: 15/7, 2018: 14/14, 2019: 13/11	NCAA TOTALS: 43/32



## NFL CAREER

### TRANSACTIONS:

- Signed by Miami as an undrafted college free agent on May 9, 2019.

### CAREER HIGHLIGHTS:

- Played in 15 career games with 4 starts.
- 62 carries for 168 yards (2.7 avg.) and 1 TD.
- 23 receptions for 204 yards (8.9 avg.).
- 6 special teams tackles (5 solo).
- His 204 receiving yards in 2019 were the 2nd-most by any rookie running back in the NFL that season:

#### NFL RECEIVING LEADERS (2019 ROOKIE RUNNING BACKS)

PLAYER	TEAM	REC	YDS	AVG
1. Miles Sanders	Phil.	50	509	10.2
2. <b>PATRICK LAIRD</b>	<b>MIA.</b>	<b>23</b>	<b>204</b>	<b>8.9</b>
3. Devin Singletary	Buf.	29	194	6.7
4. David Montgomery	Chi.	25	185	7.4
5. Josh Jacobs	Oak.	20	166	8.3

- His 204 receiving yards from Week 10 through the end of the season were tied for 12th in the NFL among all running backs.

### 2019 (MIAMI):

- Played in 15 games with 4 starts.
- Inactive for 1 game.
- 62 carries for 168 yards (2.7 avg.) and 1 TD; 23 receptions for 204 yards (8.9 avg.).
- 6 special teams tackles (5 solo).
- His 204 receiving yards were the 2nd-most by any rookie running back in the NFL.
- His 204 receiving yards from Week 10 through the end of the season were tied for 12th in the NFL among all running backs.

**VS. PHILADELPHIA (12/1):** 10 carries for 5 yards (0.5 avg.) and 1 TD; 4 receptions for 43 yards (10.8 avg.).

- Ran for a 4-yard TD and then caught a 2-point conversion pass from QB Ryan Fitzpatrick to give Miami a 34-28 in the 4th quarter.
- It was his first career TD.

**AT N.Y. JETS (12/8):** 15 carries for 48 yards (3.2 avg.); 4 receptions for 38 yards (9.5 avg.).

- Made his 1st career start.

**AT N.Y. GIANTS (12/15):** 12 carries for 46 yards (3.8 avg.); 2 receptions for 8 yards (4.0 avg.); 1 solo

special teams tackle.

## BEFORE THE NFL

### COLLEGE (CALIFORNIA):

- 4-year letterman (2014; 2016-18) and 2-year starter.

**CAREER:** Played in 41 games with 21 starts; 425 carries for 2,153 yards (5.1 avg.) and 14 TDs; 99 receptions for 608 yards (6.1 avg.) and 5 TDs; 2-of-2 passing (100 pct.) for 25 yards.

**SENIOR (2018):** Started all 13 games; 223 carries for 961 yards (4.3 avg.) and 5 TDs; 51 receptions for 288 yards (5.7 avg.) and 4 TDs; 2-of-2 passing (100 pct.) for 25 yards.

- Finalist for the Burlsworth Trophy (nation's best former walk-on).
- His 51 receptions were the most in school history by a running back.
- Voted a team captain.

**JUNIOR (2017):** Played in 11 games with 8 starts; 191 carries for 1,127 yards (5.9 avg.) and 8 TDs; 45 receptions for 322 yards (7.2 avg.) and 1 TD.

- Honorable mention All-Pac-12.
- His 5.9 yards per carry ranked 6th in the Pac-12 (min. 100 attempts).
- His 1,127 rushing yards ranked 8th in the Pac-12.

**REDSHIRT SOPHOMORE (2016):** Played in all 12 games; 8 carries for 59 yards (7.4 avg.) and 1 TD; 3 receptions for -2 yards (-0.7 avg.).

- Redshirted in 2015.

**TRUE FRESHMAN (2014):** Played in 5 games; 3 carries for 6 yards (2.0 avg.).

### HIGH SCHOOL (MISSION COLLEGE PREP HS – SAN LOUIS OBISPO, CALIF.)

- Played running back and defensive back.
- Also lettered in basketball.

**CAREER:** 547 carries for 4,551 yards (8.3 avg.) and 50 TDs; 47 receptions for 734 yards (15.6 avg.) and 11 TDs; 77 tackles, 2 sacks, 5 interceptions, 12 passes defended and 1 fumble recovery; 16 kickoff returns for 483 yards (30.2 avg.); 11 punt returns for 142 yards (12.9 avg.); 1 blocked punt.

**SENIOR (2013):** 408 carries for 3,117 yards (7.6 avg.) and 32 TDs; 7 receptions for 67 yards (9.6 avg.) and 2 TDs.

**JUNIOR (2012):** 77 carries for 970 yards (12.6 avg.) and 13 TDs; 27 receptions for 506 yards (18.7 avg.)

and 7 TDs; 51 tackles, 2 sacks, 1 interception and 6 passes defended; 4 kickoff returns for 65 yards (16.3 avg.); 2 punt returns for 31 yards (15.5 avg.).

**SOPHOMORE (2011):** 62 carries for 464 yards (7.5 avg.); 13 receptions for 161 yards (12.4 avg.) and 2 TDs; 26 tackles, 2 interceptions, 3 passes defended and 1 fumble recovery; 8 kickoff returns for 227 yards (28.4 avg.); 3 punt returns for 45 yards (15.0 avg.); 1 blocked punt.

**OFF THE FIELD**

**COMMUNITY:**

- In 2020, hosted the 3rd annual Patrick Laird

Summer Reading Challenge to encourage kids to read.

- In 2019, collaborated with fellow Dolphins rookies and Neighbors4Neighbors to sponsor four South Florida families with holiday gifts and game tickets.
- Volunteered with Big Brothers Big Sisters of Miami for the Dolphins Kids Cook-Off at Publix and Top Golf event through Football Unites.

**PERSONAL:**

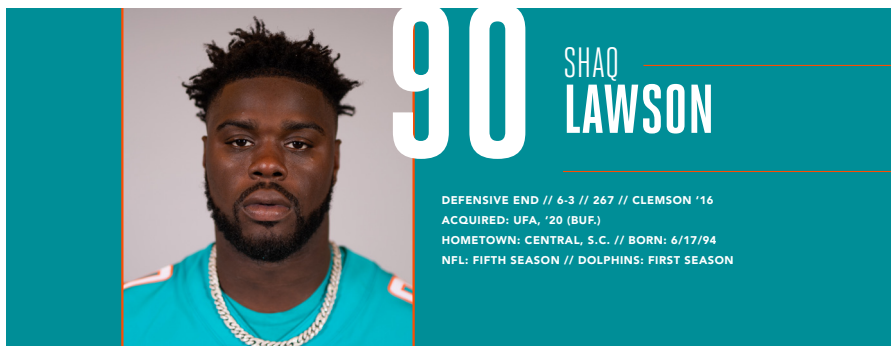
- **MAJOR:** Political science and business administration.

PATRICK LAIRD'S NFL REGULAR SEASON STATS													
YEAR	TEAM	GP	GS	RUSHING					RECEIVING				
				ATT	YDS	AVG	LG	TD	REC	YDS	AVG	LG	TD
2019	MIAMI	15	4	62	168	2.7	18	1	23	204	8.9	21	0
NFL TOTALS		15	4	62	168	2.7	18	1	23	204	8.9	21	0

**ADDITIONAL STATS**

Special Teams Tackles: 6 in 2019.

2019 GAME-BY-GAME STATS (MIAMI)							
DATE	OPPONENT	P/S	ATT	YDS	AVG	LG	TD
09/08	BALTIMORE		INACTIVE				
09/15	NEW ENGLAND	1/0	0	0	0.0	0	0
09/22	at Dallas	1/0	0	0	0.0	0	0
09/29	L.A. CHARGERS	1/0	0	0	0.0	0	0
10/13	WASHINGTON	1/0	0	0	0.0	0	0
10/20	at Buffalo	1/0	0	0	0.0	0	0
10/28	at Pittsburgh	1/0	0	0	0.0	0	0
11/03	N.Y. JETS	1/0	0	0	0.0	0	0
11/10	at Indianapolis	1/0	2	4	2.0	3	0
11/17	BUFFALO	1/0	1	7	7.0	7	0
11/24	at Cleveland	1/0	3	20	6.7	13	0
12/01	PHILADELPHIA	1/0	10	5	0.5	4t	1
12/08	at N.Y. Jets	1/1	15	48	3.2	16	0
12/15	at N.Y. Giants	1/1	12	46	3.8	18	0
12/22	CINCINNATI	1/1	8	17	2.1	7	0
12/29	at New England	1/1	11	21	1.9	4	0
2019 TOTALS		15/4	62	168	2.7	18	1



## NFL CAREER

### TRANSACTIONS:

- Signed by Miami as an unrestricted free agent from Buffalo on March 21, 2020.
- 1st-round pick (19th overall) by Buffalo in the 2016 NFL draft.

### CAREER HIGHLIGHTS:

- Played in 50 career games with 17 starts.
- 108 tackles (63 solo), 16.5 sacks, 10 passes defended and 5 fumble recoveries.

### 2019 (BUFFALO):

- Played in 15 games.
- Inactive for 1 game.
- 32 tackles (21 solo), 6.5 sacks, 2 passes defended and 1 forced fumble.

**AT N.Y. JETS (9/8):** 4 tackles (1 solo), 1 sack and 1 pass defended.

- Sacked QB Sam Darnold on 3rd-and-10 in the 2nd quarter, forcing the Jets to punt.

**VS. DENVER (11/24):** 2 solo tackles and 2 sacks.

- Sacked QB Brandon Allen on 3rd-and-3 in the 2nd quarter, forcing Denver to punt.
- Sacked QB Brandon Allen again on 3rd-and-3 for a loss of 10 yards in the 3rd quarter, forcing Denver to punt.

**AT PITTSBURGH (12/15):** 3 solo tackles, 1 sack and 1 forced fumble.

- Strip-sacked QB Devlin Hodges in the 3rd quarter.

### POSTSEASON:

**AFC WILD CARD AT HOUSTON (1/4):** 2 solo tackles.

### 2018 (BUFFALO):

- Played in 14 games with 6 starts.
- Inactive for 2 games.
- 30 tackles (18 solo), 4 sacks, 5 passes defended and 2 forced fumbles.

**VS. TENNESSEE (10/7):** 1 solo tackle and 1 forced fumble.

- Forced a fumble by RB Dion Lewis in the 3rd quarter that was recovered by S Jordan Poyer.

**AT HOUSTON (10/14):** 2 solo tackles and 1 sack.

- Sacked former Clemson teammate QB Deshaun Watson in the 3rd quarter.

**VS. MIAMI (12/30):** 2 solo tackles, 2 sacks and 1

forced fumble.

- Sacked QB Ryan Tannehill on 3rd-and-10 for a loss of 8 yards in the 2nd quarter, forcing Miami to punt.
- Strip-sacked QB Ryan Tannehill and the fumble was recovered by DT Jordan Phillips in the 3rd quarter.
- It was the 1st multi-sack game of his career.

### 2017 (BUFFALO):

- Played in 11 games with 10 starts.
- Inactive for 1 game.
- Missed the rest of the season after being placed on injured reserve on Dec. 5.
- 33 tackles (17 solo), 4 sacks, 2 passes defended and 1 forced fumble.

**VS. N.Y. JETS (9/10):** 3 tackles (2 solo) and 1 pass defended.

**AT CAROLINA (9/17):** 6 tackles (2 solo), 1 sack.

- Sacked QB Cam Newton in 3rd quarter for a loss of 7 yards.

**AT L.A. CHARGERS (11/19):** 4 solo tackles, 1 sack and 1 forced fumble.

- Strip-sacked QB Philip Rivers in the 1st quarter.

### 2016 (BUFFALO):

- Played in 10 games with 1 start.
- Spent the first 6 games on the physically unable to perform list on Aug. 30 and activated on Oct. 21.
- 13 tackles (7 solo), 2 sacks, 1 pass defended and 1 forced fumble.

**AT MIAMI (10/23):** 1 solo tackle.

- Made his NFL debut.

**VS. NEW ENGLAND (10/30):** 3 tackles (1 solo) and 1 sack.

- Sacked QB Tom Brady in the 4th quarter.
- It was his 1st career sack.

**VS. CLEVELAND (12/18):** 1 solo tackle and 1 forced fumble.

- Forced a fumble by RB Duke Johnson Jr. in the 4th quarter to end the game.

## BEFORE THE NFL

### COLLEGE (CLEMSON):

- 3-year letterman (2013-15) and 1-year starter.

**CAREER:** Played in all 41 games with 16 starts; 124 tackles (68 solo), 20 sacks, 1 pass defended and 1



forced fumble; 1 blocked PAT.

- His 20 career sacks ranked 10th in school history.

**JUNIOR (2015):** Started all 15 games; 60 tackles (36 solo), 12.5 sacks and 1 forced fumble.

- 1st-team All-American.
- 1st-team All-ACC.
- Finalist for the Bronko Nagurski Trophy (best defensive player).
- Finalist for the Lombardi Award (based on performance, leadership, character and resiliency).
- Helped team finish as the national runner-up and win the ACC title.
- His 12.5 sacks were tied for 4th-most in a season in school history.

**SOPHOMORE (2014):** Played in all 13 games with 1 start; 34 tackles (15 solo) and 3.5 sacks; 1 blocked PAT.

**TRUE FRESHMAN (2013):** Played in all 13 games; 30 tackles (17 solo), 4 sacks and 1 pass defended.

- His 4 sacks tied for 1st among true freshmen in school history.
- 2nd-team Freshman All-American.

## HIGH SCHOOL (HARGRAVE MILITARY ACADEMY – CHATHAM, VA.)

- Attended Hargrave Military Academy (Va.) following high school graduation from D.W. Daniel HS.
- Ranked the No. 1 prep school prospect in the nation.

**SENIOR (2011 AT D.W. DANIEL HS):** 99 tackles, 9 sacks and 5 forced fumbles.

**JUNIOR (2010 AT D.W. DANIEL HS):** 100 tackles, 13 sacks; 2 TDs.

- Defensive MVP in the North/South All-Star game.

## OFF THE FIELD

### PERSONAL:

- **MAJOR:** Parks, recreation and tourism management.

## SHAQ LAWSON'S NFL REGULAR SEASON STATS

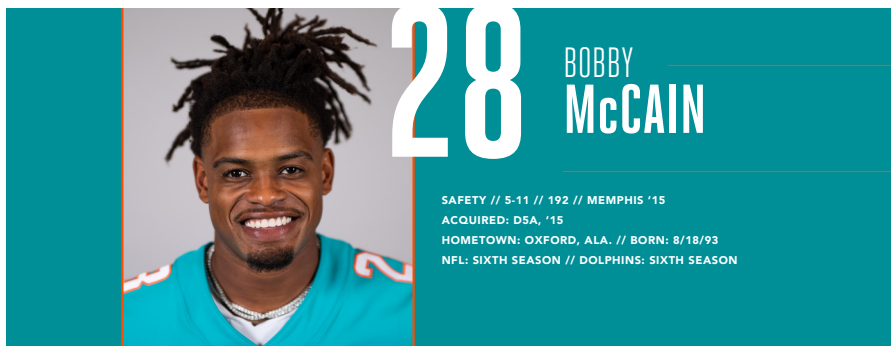
YEAR	TEAM	GP	GS	TACKLES					INTERCEPTIONS					FUMBLES	
				TOT	SOLO	ASST	SK	YDS	INT	YDS	LG	TD	PD	FF	FR
2016	BUFFALO	10	1	13	7	6	2.0	17.0	0	0	0	0	1	1	0
2017	BUFFALO	11	10	33	17	16	4.0	9.0	0	0	0	0	2	1	0
2018	BUFFALO	14	6	30	18	12	4.0	18.0	0	0	0	0	5	2	0
2019	BUFFALO	15	0	32	21	11	6.5	49.5	0	0	0	0	2	1	0
NFL TOTALS		50	17	108	63	45	16.5	93.5	0	0	0	0	10	5	0

## SHAQ LAWSON'S NFL PLAYOFF STATS

YEAR	TEAM	GP	GS	TACKLES					INTERCEPTIONS					FUMBLES	
				TOT	SOLO	ASST	SK	YDS	INT	YDS	LG	TD	PD	FF	FR
2019	BUFFALO	1	0	2	2	0	0.0	0.0	0	0	0	0	0	0	0
NFL TOTALS		1	0	2	2	0	0.0	0.0	0	0	0	0	0	0	0

## SINGLE-GAME CAREER HIGHS

Tackles:	7	vs. Chicago, 11/4/18
Sacks:	2.0	Twice, last: vs. Denver, 11/24/19
Passes Defended:	2	vs. N.Y. Jets, 12/9/18
Forced Fumbles:	1	5 times, last: at Pittsburgh, 12/15/19



## NFL CAREER

### TRANSACTIONS:

- 5th-round pick (145th overall) by Miami in the 2015 NFL draft.

### CAREER HIGHLIGHTS:

- Played in 71 career games with 40 starts.
- 195 tackles (152 solo), 4 sacks, 6 interceptions, 25 passes defended and 1 forced fumble.
- 11 special teams tackles (7 solo).

### 2019 (MIAMI):

- Played in 9 games with 8 starts.
- Inactive for 1 game.
- Missed the rest of the season after being placed on injured reserve on Nov. 20.
- 25 tackles (19 solo), 2 interceptions and 3 passes defended.
- Served as a season-long team captain.

**VS. NEW ENGLAND (9/15):** 7 tackles (5 solo).

**AT DALLAS (9/22):** 5 tackles (3 solo), 1 interception and 1 pass defended.

- Intercepted QB Dak Prescott and returned it 21 yards in the 2nd quarter.

**AT INDIANAPOLIS (11/10):** 3 solo tackles, 1 interception and 1 pass defended.

- Intercepted QB Brian Hoyer in the 2nd quarter, returning it 32 yards to the Colts' 12-yard line.

### 2018 (MIAMI):

- Played in 14 games with 13 starts.
- Inactive for 2 games.
- 60 tackles (50 solo), 2 sacks, 1 interception and 5 passes defended.
- 1 assisted special teams tackle.
- Served as a season-long team captain.

**VS. OAKLAND (9/23):** 8 tackles (5 solo) and 1 pass defended; 1 assisted special teams tackle.

**VS. BUFFALO (12/2):** 4 solo tackles and 1 sack.

- Sacked QB Josh Allen on 2nd-and-9 for a loss of 7 yards with 5:14 left in the 4th quarter.

**VS. NEW ENGLAND (12/9):** 7 tackles (4 solo) and 1 sack.

- Sacked QB Tom Brady for a loss of 7 yards on third-and-3 in the 3rd quarter.

### 2017 (MIAMI):

- Played in all 16 games with 7 starts.
- 45 tackles (33 solo), 1 sack, 2 interceptions and 7 passes defended.
- 2 solo special teams tackles.

**VS. N.Y. JETS (10/22):** 2 solo tackles, 1 interception and 1 pass defended.

- Intercepted QB Josh McCown and returned it 6 yards to the Jets 17-yard line with 47 seconds left, setting up K Cody Parkey's 39-yard game-winning field goal.

**AT NEW ENGLAND (11/26):** 2 tackles (1 solo), 1 interception and 1 pass defended.

- Intercepted QB Tom Brady on a third-and-8 in the 2nd quarter.
- It was just the 3rd interception of Brady's season up until that point (Week 12).

**VS. DENVER (12/3):** 3 solo tackles, 1 sack and 3 passes defended.

- Deflected a QB Trevor Siemian pass that was intercepted by S T.J. McDonald on Denver's 1st possession of the game.
- Sacked Siemian for a loss of 13 yards with 11 seconds left in the game.

### 2016 (MIAMI):

- Played in all 16 games with 8 starts.
- 44 tackles (32 solo), 1 sack, 1 interception, 6 passes defended and 1 forced fumble.
- 2 special teams tackles (1 solo).

**AT CINCINNATI (9/29):** 4 tackles (2 solo), 1 sack and 1 pass defended.

- Sacked QB Andy Dalton for a loss of 11 yards for the 1st sack of his career.

**VS. N.Y. JETS (11/6):** 3 solo tackles, 1 interception and 1 pass defended.

- Intercepted QB Ryan Fitzpatrick in the end zone in the 4th quarter for his 1st career interception.

**VS. NEW ENGLAND (1/1):** 6 tackles (5 solo) and 1 pass defended.

### POSTSEASON:

**AFC WILD CARD AT PITTSBURGH (1/8):** 2 assisted tackles.

### 2015 (MIAMI):

- Played in all 16 games with 4 starts.
- 22 tackles (19 solo).
- 6 special teams tackles (4 solo).

**AT WASHINGTON (9/13):** Played but did not record any stats.

- Made his NFL debut.

**AT PHILADELPHIA (11/15):** 2 tackles (1 solo) and 1 pass defended.

- Made his 1st NFL start.

**VS. BALTIMORE (12/6):** 7 solo tackles and 1 pass defended.

BEFORE THE NFL

COLLEGE (MEMPHIS):

- 4-year starter (2011-14).

**CAREER:** Played in 45 games with 43 starts; 136 tackles (108 solo), 1.5 sacks, 12 interceptions, 27 passes defended, 3 fumble recoveries and 1 forced fumble; 42 kickoff returns for 1,061 yards (25.3 avg.).

- Returned four interceptions for TDs.
- Finished career tied for 5th in school history with 12 interceptions and 2nd with 246 interception return yards.

**SENIOR (2014):** Started all 13 games; 46 tackles (38 solo), 5 interceptions, 9 passes defended and 1 fumble recovery; 13 kickoff returns for 326 yards (25.1 avg.).

- Returned 1 interception for a TD.
- 1st-team All-AAC.

**JUNIOR (2013):** Started 9 games; 25 tackles (21 solo), 6 interceptions, 10 passes defended and 2 fumble recoveries; 1 kickoff return for 14 yards.

- Returned 2 interceptions for TDs.

**SOPHOMORE (2012):** Started all 12 games.

- 36 tackles (26 solo), 1.5 sacks and 3 passes defended; 28 kickoff returns for 721 yards (25.8 avg.).

**TRUE FRESHMAN (2011):** Played in 11 games with 9 starts; 29 tackles (23 solo), 1 interception, 5

passes defended and 1 forced fumble.

- Returned 1 interception for a TD.

HIGH SCHOOL (OXFORD HS – OXFORD, ALA.)

- Played both sides of the ball.
- Also lettered in baseball, playing outfield and catcher.

**SENIOR (2010):** 35 tackles and 1 interception; 25 receptions for 378 yards (15.1 avg.) and 3 TDs; 28 carries for 212 yards (7.6 avg.) and 6 TDs; 10-of-21 passing (47.6 pct.) for 221 yards.

**JUNIOR (2009):** 39 tackles, 1 interception and 6 passes defended.

OFF THE FIELD

COMMUNITY:

- In 2019, collaborated with Operation HOPE to educate 300 students of Jose Marti MAST Academy on financial literacy and participated in a ride along with the Broward Sheriff's Office through Football Unites.
- Helped surprise 100 South Florida kids with brand new beds in partnership with Ashley HomeStore and helped host the 3rd annual Hope to Dream Sleepover at the Baptist Health Training Facility.
- In 2018, participated in a police ride along through Football Unites.
- Golfed in the 2018 Dolphins Cancer Challenge and Fins Weekend golf tournaments.
- Participated in the Ashley HomeStore Hope to Dream sleepover event, surprising 100 underprivileged children with their own bed.
- Participated in the 2018 Miami Dolphins Business Combine.

PERSONAL:

- **MAJOR:** Sports & leisure management.

BOBBY MCCAIN'S NFL REGULAR SEASON STATS

YEAR	TEAM	GP	GS	TACKLES			SK	YDS	INTERCEPTIONS					FUMBLES	
				TOT	SOLO	ASST			INT	YDS	LG	TD	PD	FF	FR
2015	MIAMI	16	4	22	19	3	0.0	0.0	0	0	0	0	4	0	0
2016	MIAMI	16	8	44	32	12	1.0	11.0	1	0	0	0	6	1	0
2017	MIAMI	16	7	45	33	12	1.0	13.0	2	6	6	0	7	0	0
2018	MIAMI	14	13	60	50	10	2.0	14.0	1	0	0	0	5	0	0
2019	MIAMI	9	8	25	19	6	0.0	0.0	2	53	32	0	3	0	0
NFL TOTALS		71	40	195	152	43	4.0	38.0	6	59	32	0	25	1	0

BOBBY MCCAIN'S NFL PLAYOFF STATS

YEAR	TEAM	GP	GS	TACKLES			SK	YDS	INTERCEPTIONS					FUMBLES	
				TOT	SOLO	ASST			INT	YDS	LG	TD	PD	FF	FR
2016	MIAMI	1	1	2	0	2	0.0	0.0	0	0	0	0	0	0	0
NFL TOTALS		1	1	2	0	2	0.0	0.0	0	0	0	0	0	0	0

ADDITIONAL STATS

**Special Teams Tackles:** 6 in 2015, 2 in 2016, 2 in 2017, 1 in 2018 for total of 11.

SINGLE-GAME CAREER HIGHS

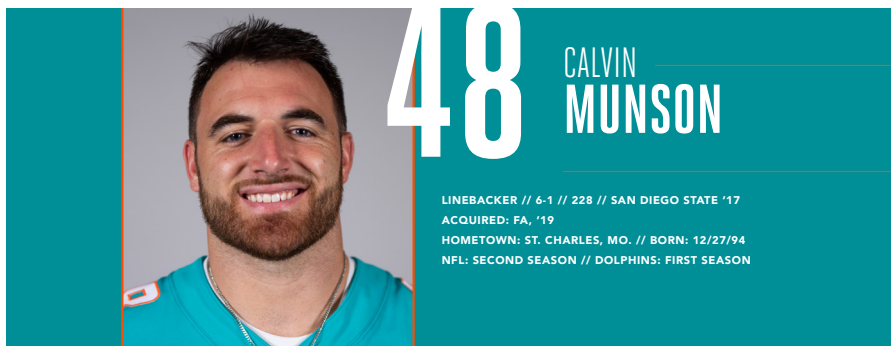
**Tackles:** 8 twice, last: vs. Oakland, 9/23/18

**Sacks:** 1 4 times, last: vs. New England, 12/9/18

**Interceptions:** 1 6 times, last: atIndianapolis, 11/10/19

**Passes Defended:** 3 vs. Denver, 12/3/17

**Forced Fumbles:** 1 at New England, 9/18/16



## NFL CAREER

### TRANSACTIONS:

- Signed by Miami on Dec. 17, 2019.
- Signed to New England's practice squad on Sept. 1, 2019.
- Waived by New England on Aug. 31, 2019.
- Signed to New England's practice squad on Oct. 8, 2018.
- Released from the N.Y. Giants practice squad on Sept. 13, 2018.
- Signed to the N.Y. Giants practice squad on Sept. 2, 2018.
- Waived by the N.Y. Giants on Sept. 1, 2018.
- Signed by the N.Y. Giants as an undrafted college free agent on May 12, 2017.

### CAREER HIGHLIGHTS:

- Played in 16 career games with 7 starts.
- 62 tackles (40 solo), 2 sacks and 1 forced fumble.

### 2019 (NEW ENGLAND/MIAMI):

- Played in 2 games with Miami.
- 7 tackles (5 solo) with Miami.
- Signed by Miami off New England's practice squad on Dec. 17.
- Spent 14 games on New England's practice squad.
- Also spent the offseason and training camp with New England.

### VS. CINCINNATI (12/22): 5 tackles (4 solo).

- Made his Dolphins debut.

### AT NEW ENGLAND (12/29): 2 tackles (1 solo).

### 2018 (N.Y. GIANTS/NEW ENGLAND):

- Spent 11 games on New England's practice squad and 1 game on the N.Y. Giants practice squad.
- Spent the offseason and training camp with the N.Y. Giants.

### 2017 (N.Y. GIANTS):

- Played in 14 games with 5 starts.
- Inactive for 2 games.
- 55 tackles (35 solo), 2 sacks and 1 forced fumble.
- 5 special teams tackles (1 solo).

### AT DALLAS (9/10): Played but did not record any stats.

- Made his NFL debut.

### VS. DETROIT (9/18): 7 tackles (6 solo) and 1 sack.

- Brought down QB Matthew Stafford for his 1st career sack on a 3rd-down snap in the 4th quarter.
- Made his 1st NFL start.

### AT OAKLAND (12/3): 5 tackles (2 solo) and 1 sack.

- Sacked QB Derek Carr for a 5-yard loss on a 1st-down play in the 3rd quarter.

## BEFORE THE NFL

### COLLEGE (SAN DIEGO STATE):

- 4-year letterman (2013-16) and 3-year starter.

### CAREER: Played in 52 games with 41 starts; 301 tackles (159 solo), 18 sacks, 7 interceptions, 12 passes defended, 4 forced fumbles and 2 fumble recoveries and 3 interception returns for TDs.

- His 3 interceptions returned for touchdowns were the most in program history and tied for 3rd-most among FBS linebackers.

### SENIOR (2016): Started all 14 games; 116 tackles (57 solo), 4.5 sacks and 4 passes defended.

- 1st-team all-Mountain West
- 2nd-team All-American.
- Team captain.
- Led the team in tackles.

### JUNIOR (2015): Started all 14 games; 98 tackles (45 solo), 9.5 sacks, 2 interception returns for TDs, 4 passes defended, 2 forced fumbles and 2 fumble recoveries.

- His 2 interception returns for touchdowns against San Diego tied an NCAA single-game record for linebackers and were the most in a game in San Diego State history.
- 1st-team all-Mountain West.

### SOPHOMORE (2014): Started all 13 games; 83 tackles (54 solo), 4 sacks, 4 interceptions, 4 passes defended, 2 forced fumbles and 1 interception return for a TD.

- Honorable mention all-Mountain West.
- Team's Defensive Player of the Year

### TRUE FRESHMAN (2013): Played in 11 games; 4 tackles (3 solo).

### HIGH SCHOOL (FRANCIS HOWELL HS – ST. CHARLES, MO.)

- Also lettered in baseball and basketball.

### SENIOR (2012): 193 tackles, 9 sacks and 3 interceptions; rushed for 150 yards and 4 TDs.

- 1st-team all-state.
- JUNIOR (2012):**
- 2nd-team all-state.

- Was drafted by the St. Louis Cardinals with the 935th overall pick in the 31st round of the 2012 MLB Draft.

OFF THE FIELD

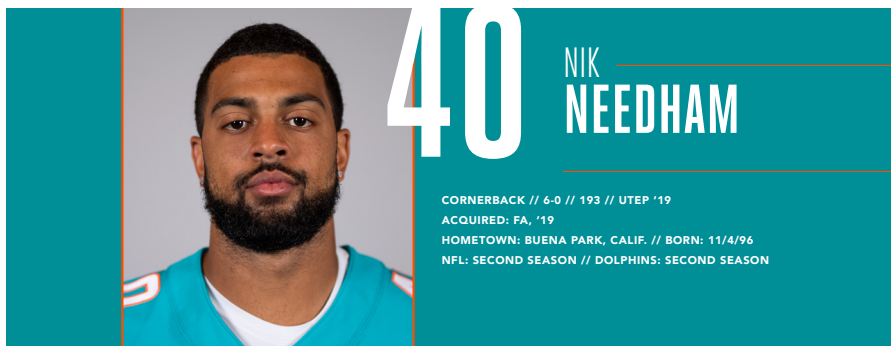
PERSONAL:

- **MAJOR:** Health communication.

CALVIN MUNSON'S NFL REGULAR SEASON STATS															
YEAR	TEAM			TACKLES					INTERCEPTIONS					FUMBLES	
		GP	GS	TOT	SOLO	ASST	SK	YDS	INT	YDS	LG	TD	PD	FF	FR
2017	N.Y. GIANTS	14	5	55	35	20	2.0	5.0	0	0	0	0	0	1	0
2018	NEW ENGLAND			PRACTICE SQUAD											
2019	MIAMI	2	2	7	5	2	0.0	0.0	0	0	0	0	0	0	0
NFL TOTALS		16	7	62	40	22	2.0	5.0	0	0	0	0	0	1	0

SINGLE-GAME CAREER HIGHS

- Tackles:** 12 vs. Kansas City, 11/19/17
- Sacks:** 1 Twice, last: at Oakland, 12/3/17
- Forced Fumbles:** 1 vs. L.A. Rams, 11/5/17



CORNERBACK // 6-0 // 193 // UTEP '19  
 ACQUIRED: FA, '19  
 HOMETOWN: BUENA PARK, CALIF. // BORN: 11/4/96  
 NFL: SECOND SEASON // DOLPHINS: SECOND SEASON

## NFL CAREER

### TRANSACTIONS:

- Promoted from Miami's practice squad on Oct. 12, 2019.
- Signed to Miami's practice squad on Sept. 1, 2019.
- Waived by Miami on Aug. 31, 2019.
- Signed by Miami as an undrafted college free agent on May 9, 2019.

### CAREER HIGHLIGHTS:

- Played in 12 career games with 11 starts.
- 54 tackles (41 solo), 1 sack, 2 interceptions, 11 passes defended and 1 forced fumble.
- His 11 passes defended in 2019 were 2nd-most among NFL rookies:

#### MOST PASSES DEFENSED (2019 ROOKIES)

PLAYER	TEAM	INT	PD
1. Jamel Dean	TB	2	17
2. <b>NIK NEEDHAM</b>	<b>MIA.</b>	<b>2</b>	<b>11</b>
3. Byron Murphy	Ari.	1	10
Trayvon Mullen	Oak.	1	10
5. Taylor Rapp	LAR	2	8
Chauncey Gardner-Johnson	NO	1	8
Deandre Baker	NYG	0	8
Sean Murphy-Bunting	TB	3	8

- Had 10 passes defended in his final 8 games in 2019, tied for 5th in the NFL in that span.

### 2019 (MIAMI):

- Played in 12 games with 11 starts.
- 54 tackles (41 solo), 1 sack, 2 interceptions, 11 passes defended and 1 forced fumble.
- His 11 passes defended were 2nd-most among NFL rookies.
- Had 10 passes defended in his final 8 games, tied for 5th in the NFL in that span.

### V.S. N.Y. JETS (11/3): 9 tackles (6 solo) and 1 sack.

- Sacked QB Sam Darnold in the 4th quarter.
- It was his 1st career sack.

### AT INDIANAPOLIS (11/10): 6 tackles (5 solo), 1 interception and 3 passes defended.

- Intercepted QB Brian Hoyer in the 4th quarter. It was his 1st career interception.
- Tackled TE Eric Ebron 2 yards short of the sticks on a fourth-and-10 play that was Indianapolis' final offensive snap of the game, preserving Miami's victory.

### AT N.Y. GIANTS (12/15): 4 tackles (3 solo), 1 interception and 1 pass defended.

- Intercepted QB Eli Manning on the final play of the first half.

## BEFORE THE NFL

### COLLEGE (UTEP):

- 4-year letterman (2015-18) and 3-year starter.

### CAREER: Played in 47 games with 41 starts; 213 tackles (129 solo), 1.5 sacks, 3 interceptions, 36 passes defended and 2 fumble recoveries; 1 punt return for 9 yards; 1 blocked kick.

- Set school record with 36 career passes defended.

### SENIOR (2018): Played in all 12 games with 11 starts; 62 tackles (48 solo), 1 interception, 10 passes defended and 1 fumble recovery.

- Honorable mention All-Conference USA.
- His 62 tackles were 4th on the team.

### JUNIOR (2017): Played in all 12 games with 11 starts; 59 tackles (28 solo), 1 sack, 1 interception, 9 passes defended and 1 fumble recovery.

- Honorable mention All-Conference USA.
- His 9 passes defended led the team.

### SOPHOMORE (2016): Started all 12 games; 54 tackles (28 solo) and 11 passes defended.

- His 11 passes defended led the team and were tied for 6th in Conference USA.

### REDSHIRT FRESHMAN (2015): Played in 11 games with 7 starts; 38 tackles (25 solo), 0.5 sacks, 1 interception and 6 passes defended; 1 punt return for 9 yards; 1 blocked kick.

- Redshirted in 2014.

### HIGH SCHOOL (BUENA PARK HS - BUENA PARK, CALIF.)

- Played defensive back and wide receiver.

### SENIOR (2013): 38 tackles (31 solo), 0.5 sacks and 2 interceptions; 39 receptions for 877 yards (22.5 avg.) and 5 TDs.

- 1st-team all-league.

## OFF THE FIELD

### COMMUNITY:

- In 2019, collaborated with fellow Dolphins rookies and Neighbors4Neighbors to sponsor four South Florida families with holiday gifts and game tickets.

PERSONAL:

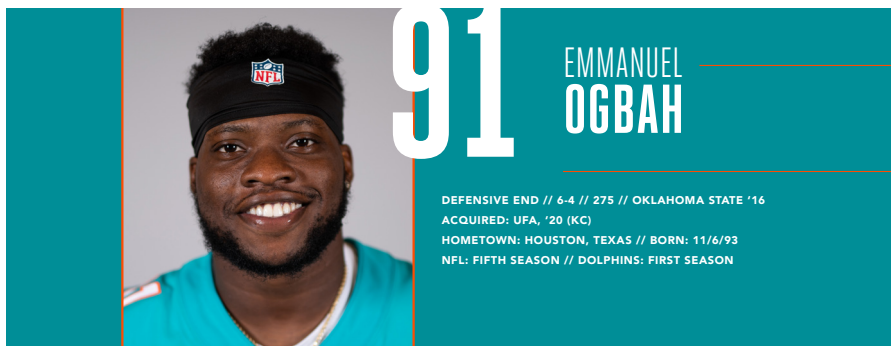
- MAJOR: Communications.

NIK NEEDHAM'S NFL REGULAR SEASON STATS																
YEAR	TEAM	GP	GS	TACKLES					INTERCEPTIONS					FUMBLES		
				TOT	SOLO	ASST	SK	YDS	INT	YDS	LG	TD	PD	FF	FR	
2019	MIAMI	12	11	54	41	13	1.0	7.0	2	23	23	0	11	1	0	
NFL TOTALS		12	11	54	41	13	1.0	7.0	2	23	23	0	11	1	0	

SINGLE-GAME CAREER HIGHS

Tackles:	9	vs. N.Y. Jets, 11/3/19
Sacks:	1.0	vs. N.Y. Jets, 11/3/19
Interceptions:	1	Twice, last: at N.Y. Giants, 12/15/19
Passes Defensed:	3	at Indianapolis, 11/10/19
Forced Fumbles:	1	vs. Buffalo, 11/17/19





EMMANUEL  
OGBAH

DEFENSIVE END // 6-4 // 275 // OKLAHOMA STATE '16

ACQUIRED: UFA, '20 (KC)

HOMETOWN: HOUSTON, TEXAS // BORN: 11/6/93

NFL: FIFTH SEASON // DOLPHINS: FIRST SEASON

## NFL CAREER

### TRANSACTIONS:

- Signed by Miami as an unrestricted free agent from Kansas City on March 21, 2020.
- Traded from Cleveland to Kansas City on April 2, 2019.
- 2nd-round pick (32nd overall) by Cleveland in the 2016 NFL draft.

### CAREER HIGHLIGHTS:

- Played in 50 career games with 44 starts.
- 154 tackles (93 solo), 18 sacks, 20 passes defended, 3 forced fumbles and 2 fumble recoveries.
- 1 blocked PAT.
- Won Super Bowl LIV with Kansas City.

### 2019 (KANSAS CITY):

- Played in 10 games with 4 starts.
- Missed the final 6 games after being placed on injured reserve on Nov. 18.
- 32 tackles (23 solo), 5.5 sacks, 3 passes defended and 1 forced fumble.

**AT JACKSONVILLE (9/8):** 3 tackles (2 solo) and 1 sack.

- Sacked QB Gardner Minshew in the 3rd quarter.

**VS. BALTIMORE (9/22):** 2 tackles (1 solo), 1.5 sacks and 1 pass defended.

- Split a sack with LB Damien Wilson of QB Lamar Jackson in the 2nd quarter.
- Sacked QB Lamar Jackson again in the 3rd quarter.

**AT DENVER (10/17):** 3 solo tackles, 1 sack and 2 passes defended.

- Sacked QB Joe Flacco on 3rd-and-5 in the 3rd quarter, forcing Denver to punt.

### 2018 (CLEVELAND):

- Started 14 games.
- Inactive for 2 games.
- 40 tackles (24 solo), 3 sacks, 8 passes defended and 1 fumble recovery.

**AT TAMPA BAY (10/21):** 5 tackles (4 solo), 1.5 sacks and 2 passes defended.

- Sacked QB Jameis Winston on 3rd-and-2 in the 4th quarter forcing Tampa Bay to punt.

- Split a sack with DT Larry Ogunjobi on QB Jameis Winston in overtime for a loss of 7 yards.

**AT CINCINNATI (11/25):** 1 assisted tackle and 1 fumble recovery.

- Recovered a fumble by QB Andy Dalton in the 3rd quarter.

**AT HOUSTON (12/2):** 6 tackles (4 solo) and 1 sack.

- Sacked QB Deshaun Watson in the 1st quarter.

### 2017 (CLEVELAND):

- Started 10 games.
- Missed the rest of the season after being placed on injured reserve on Nov. 21.
- 29 tackles (18 solo), 4 sacks, 6 passes defended, 2 forced fumbles and 1 fumble recovery; 1 blocked PAT.

**VS. CINCINNATI (10/1):** 6 tackles (4 solo), 1 sack, 2 forced fumbles and 1 fumble recovery.

- Strip-sacked QB Andy Dalton and recovered the fumble in the 1st quarter.

- Forced a RB Jeremy Hill fumble in the 1st quarter.

**VS. MINNESOTA (10/29):** 1 pass defended; 1 blocked PAT.

- Blocked a K Kai Forbath PAT in the 2nd quarter.

**AT DETROIT (11/12):** 3 solo tackles and 2 sacks.

- Sacked QB Matthew Stafford in the 1st quarter for a loss of 4 yards.
- Sacked QB Matthew Stafford again on 3rd-and-12 in the 2nd quarter, forcing Detroit to punt.

### 2016 (CLEVELAND):

- Started all 16 games.
- 53 tackles (28 solo), 5.5 sacks and 3 passes defended.
- His 5.5 sacks led the team and was 5th among NFL rookies that season.

**AT PHILADELPHIA (9/11):** 1 solo tackle and 1 pass defended.

- Made his NFL debut and 1st NFL start.

**AT TENNESSEE (10/16):** 3 tackles (1 solo) and 1 sack.

- Sacked QB Marcus Mariota in the 3rd quarter.
- It was his 1st career sack.

**AT CINCINNATI (10/23):** 6 tackles (5 solo) and 2 sacks.

- Sacked QB Andy Dalton for a loss of 6 yards in the 2nd quarter.

- Sacked QB Andy Dalton again in the 4th quarter on 3rd-and-5, forcing a Bengals missed field goal.
- It was the 1st multi-sack game of his career.

## BEFORE THE NFL

### COLLEGE (OKLAHOMA STATE):

- 3-year letterman (2013-15) and 1-year starter.

**CAREER:** Played in all 39 games with 26 starts; 133 tackles (95 solo), 28 sacks, 9 passes defended, 4 forced fumbles and 3 fumble recoveries; 1 fumble recovery for a TD.

- His 28 career sacks ranked 4th in school history and were the most of any active NCAA player at the time he declared for the draft.

**JUNIOR (2015):** Started all 13 games; 64 tackles (44 solo), 13 sacks, 4 passes defended, 3 forced fumbles and 2 fumble recoveries; 1 fumble recovery for a TD.

- 2nd-team All-American.
- 1st-team All-Big 12.
- Big 12 Co-Defensive Player of the Year.
- Semifinalist for the Walter Camp Award (nation's most outstanding player).
- His 13 sacks led the Big 12 and ranked 4h nationally.
- His 13 sacks were the 3rd-most in single-season school history.
- Voted a team captain.

**SOPHOMORE (2014):** Started all 13 games; 49 tackles (35 solo), 11 sacks, 5 passes defended and

1 forced fumble.

- 1st-team All-Big 12.
- Big 12 Defensive Lineman of the Year.
- His 0.85 sacks per game average ranked 2nd in the Big 12 and 15th nationally.

**REDSHIRT FRESHMAN (2013):** Played in all 13 games; 20 tackles (16 solo), 4 sacks and 1 fumble recovery.

- Hi 4 sacks tied for the team lead.
- Redshirted in 2012.

## HIGH SCHOOL (GEORGE BUSH HS – RICHMOND, TEXAS)

**SENIOR (2011):** 57 tackles (47 solo), 6 sacks, 2 forced fumbles and 1 fumble recovery.

- 1st-team Houston metro.
- District defensive MVP.

## OFF THE FIELD

### COMMUNITY:

- In 2020, his Rise Above Foundation partnered with organizations in his hometown of Houston to provide technology to help high school students finish the school year online during the pandemic.

### PERSONAL:

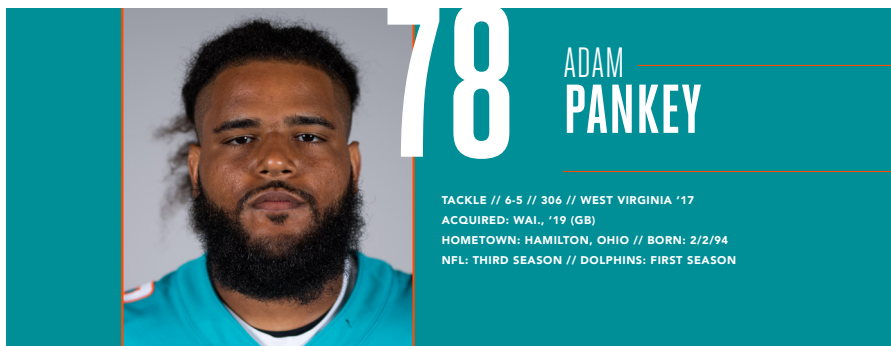
- Born in Lagos, Nigeria.
- **PRONUNCIATION:** Last name is pronounced AWG-buh.
- **MAJOR:** Business.

## EMMANUEL OGBAH'S NFL REGULAR SEASON STATS

YEAR	TEAM	GP	GS	TACKLES					INTERCEPTIONS					FUMBLES	
				TOT	SOLO	ASST	SK	YDS	INT	YDS	LG	TD	PD	FF	FR
2016	CLEVELAND	16	16	53	28	25	5.5	31.5	0	0	0	0	3	0	0
2017	CLEVELAND	10	10	29	18	11	4.0	18.0	0	0	0	0	6	2	1
2018	CLEVELAND	14	14	40	24	16	3.0	13.5	0	0	0	0	8	0	1
2019	KANSAS CITY	10	4	32	23	9	5.5	37.5	0	0	0	0	3	1	0
NFL TOTALS		50	44	154	93	61	18.0	100.5	0	0	0	0	20	3	2

## SINGLE-GAME CAREER HIGHS

<b>Tackles:</b>	7	at Washington, 10/2/16
<b>Sacks:</b>	2.0	Twice, last: at Detroit, 11/12/17
<b>Passes Defended:</b>	2	4 times, last: at Denver, 10/17/19
<b>Forced Fumbles:</b>	2	vs. Cincinnati, 10/1/17
<b>Fumble Recoveries:</b>	1	Twice, last: at Cincinnati, 11/25/18



## NFL CAREER

### TRANSACTIONS:

- Awarded off waivers to Miami on Dec. 10, 2019.
- Waived by Green Bay on Dec. 9, 2019.
- Signed by Green Bay on Sept. 21, 2019.
- Signed to Tennessee's practice squad on Sept. 1, 2019.
- Waived by Green Bay on Aug. 31, 2019.
- Promoted from Green Bay's practice squad on Dec. 8, 2018.
- Signed to Green Bay's practice squad on Sept. 2, 2018.
- Waived by Green Bay on Sept. 1, 2018.
- Promoted from Green Bay's practice squad on Sept. 13, 2017.
- Signed to Green Bay's practice squad on Sept. 3, 2017.
- Waived by Green Bay on Sept. 2, 2017.
- Signed by Green Bay as an undrafted college free agent on May 5, 2017.

### CAREER HIGHLIGHTS:

- Played in 4 career games with 1 start.

### 2019 (GREEN BAY/TENNESSEE/MIAMI):

- Played in 2 games with 1 start with Miami.
- Inactive for 1 game with Miami.
- Awarded off waivers to Miami on Dec. 10.
- Inactive for 11 games with Green Bay.
- Spent 2 games on Tennessee's practice squad.
- Was with Green Bay for the offseason and training camp.

**VS. CINCINNATI (12/22):** Played but did not record any stats.

- Made his Dolphins debut.

**AT NEW ENGLAND (12/29):** Started but did not record any stats.

- Played 8 offensive snaps as an extra blocker.

### 2018 (GREEN BAY):

- Played in 1 game.
- Dressed but did not play in 2 games.
- Inactive for 1 game.
- Spent the rest of the season on the practice

squad.

**VS. ATLANTA (12/9):** Played but did not record any stats.

### 2017 (GREEN BAY):

- Played in 1 game.
- Dressed but did not play in 4 games.
- Inactive for 10 games.
- Spent 1 game on the practice squad.

**AT DETROIT (12/31):** Played but did not record any stats.

- Made his NFL debut.

## BEFORE THE NFL

### COLLEGE (WEST VIRGINIA):

- 4-year letterman (2013-16) and 3-year starter.

**CAREER:** Played in 45 games with 36 starts – 22 at left tackle and 14 at left guard..

**SENIOR (2016):** Played in 12 games with 11 starts – 9 at left tackle and 2 at left guard.

- 2nd-team All-Big 12.

**JUNIOR (2015):** Started in 12 games at left guard; 2 solo tackles.

**SOPHOMORE (2014):** Started all 13 games at left tackle.

**REDSHIRT FRESHMAN (2013):** Played in 8 games.

- Redshirted in 2012.

### HIGH SCHOOL (HAMILTON HS – HAMILTON, OHIO)

**SENIOR (2011):**

- 3rd-team all-state.
- 1st-team all-district.

**JUNIOR (2010):**

- 2nd-team all-district.

## OFF THE FIELD


### PERSONAL:

- **MAJOR:** Multidisciplinary studies.

## ADAM PANKEY'S NFL REGULAR SEASON STATS

**GAMES/STARTS:** (Green Bay) 2017: 1/0, 2018: 1/0, (Miami) 2019: 2/1

**NFL TOTALS:** 4/1



# 11

## DeVANTE PARKER

WIDE RECEIVER // 6-3 // 211 // LOUISVILLE '15

ACQUIRED: D1, '15

HOMETOWN: LOUISVILLE, KY. // BORN: 1/20/93

NFL: SIXTH SEASON // DOLPHINS: SIXTH SEASON

NFL CAREER

TRANSACTIONS:

- 1st-round pick (14th overall) by Miami in the 2015 NFL draft.

CAREER HIGHLIGHTS:

- Played in 69 career games with 45 starts.
- 235 receptions for 3,419 yards (14.5 avg.) and 18 TDs.
- His 1,202 receiving yards in 2019 were 5th in the NFL:

NFL RECEIVING LEADERS (2019)				
PLAYER	TEAM	REC	YDS	TD
1. Michael Thomas	NO	149	1,725	9
2. Julio Jones	Atl.	99	1,394	6
3. Chris Godwin	TB	86	1,333	9
4. Travis Kelce	KC	97	1,229	5
5. <b>DeVANTE PARKER</b>	<b>MIA.</b>	<b>72</b>	<b>1,202</b>	<b>9</b>

- His 1,202 receiving yards in 2019 were 6th-most in Dolphins history:

DOLPHINS SINGLE-SEASON RECEIVING LEADERS				
PLAYER	YEAR	REC	YDS	TD
1. Mark Clayton	1984	73	1,389	18
2. Mark Duper	1986	67	1,313	11
3. Mark Duper	1984	71	1,306	8
4. Irving Fryar	1994	73	1,270	7
5. Brandon Marshall	2011	81	1,214	6
6. <b>DeVANTE PARKER</b>	<b>2019</b>	<b>72</b>	<b>1,202</b>	<b>9</b>
7. Jarvis Landry	2015	110	1,157	4
8. Mark Clayton	1986	60	1,150	10

- Became the 5th player in team history to total at least 1,200 receiving yards in a season when he had 1,202 in 2019.
- His 9 receiving TDs in 2019 were tied for 4th in the NFL:

NFL RECEIVING TD LEADERS (2019)				
PLAYER	TEAM	REC	YDS	TD
1. Kenny Golladay	Det.	65	1,190	11
2. Cooper Kupp	LAR	94	1,161	10
Mark Andrews	Bal.	64	852	10
4. <b>DeVANTE PARKER</b>	<b>MIA.</b>	<b>72</b>	<b>1,202</b>	<b>9</b>
Marvin Jones	Det.	62	779	9
Jared Cook	NO	43	705	9
Chris Godwin	TB	86	1,333	9
Michael Thomas	NO	149	1,725	9

- Finished the 2019 season with 4 100-yard receiving games in his final 7 contests.

- In 2019, led the AFC with 1,001 receiving yards following the team's Week 5 bye.
- Averaged 19.0 yards per catch with 26 receptions for 494 yards in his rookie season of 2015. His 19.0 average was the highest by a Dolphins rookie in team history:

HIGHEST RECEIVING AVERAGE (DOLPHINS ROOKIES)				
PLAYER	YEAR	REC	YDS	AVG
1. <b>DeVANTE PARKER</b>	<b>2015</b>	<b>26</b>	<b>494</b>	<b>19.0</b>
2. Chris Chambers	2001	48	883	18.4
3. Ferrell Edmunds	1988	33	575	17.4
4. Nat Moore	1974	37	605	16.4
5. Brian Hartline	2009	31	506	16.3

- His 19.0 receiving average in 2015 was the highest among rookies in the NFL that season (min. 25 receptions):

NFL RECEIVING AVERAGE LEADERS (2015 ROOKIES)				
PLAYER	TEAM	REC	YDS	AVG
1. <b>DeVANTE PARKER</b>	<b>MIAMI</b>	<b>26</b>	<b>494</b>	<b>19.0</b>
2. Dorial Green-Beckham	Tennessee	32	549	17.2
3. Devin Funchess	Carolina	31	473	15.3
4. Amari Cooper	Oakland	72	1,070	14.9
5. Stefon Diggs	Minnesota	52	720	13.9

2019 (MIAMI):

- Played in 16 games with 14 starts.
- 72 receptions for 1,202 yards (16.7 avg.) and 9 TDs.
- His 1,202 receiving yards were 5th in the NFL.
- His 1,202 receiving yards were 6th in Dolphins history.
- Became the 5th player in team history to total at least 1,200 receiving yards in a season.
- His 9 receiving TDs were tied for 4th in the NFL.
- Finished the season with 4 100-yard performances in his final 7 contests.
- Led the AFC with 1,001 receiving yards following the team's Week 5 bye.

**VS. PHILADELPHIA (12/1):** 7 receptions for 159 yards (22.7 avg.) and 2 TDs.

- Hauled in a 43-yard TD from QB Ryan Fitzpatrick in the 1st quarter.
  - Caught a 17-yard TD from QB Ryan Fitzpatrick in the 3rd quarter.
  - It was the 1st multi-score game of his career.
- AT N.Y. GIANTS (12/15):** 4 receptions for 72 yards (18.0 avg.) and 2 TDs.
- Caught a 20-yard TD pass from QB Ryan

Fitzpatrick in the 2nd quarter.

- Caught a 29-yard TD pass from QB Ryan Fitzpatrick with 1:54 remaining in the game.

**VS. CINCINNATI (12/22):** 5 receptions for 111 yards (22.2 avg.) and 1 TD.

- Caught a 7-yard TD pass from QB Ryan Fitzpatrick in the 1st quarter to give Miami a 14-0 lead.
- Topped 1,000 yards for the 1st time in his career.

## 2018 (MIAMI):

- Played in 11 games with 7 starts.
- Inactive for 5 games.
- 24 receptions for 309 yards (12.9 avg.) and 1 TD.

**AT HOUSTON (10/25):** 6 receptions for 134 yards (22.3 avg.).

**AT GREEN BAY (11/1):** 5 receptions for 43 yards (8.6 avg.).

**VS. BUFFALO (12/2):** 4 receptions for 43 yards (10.8 avg.) and 1 TD.

- Scored on an 18-yard pass from QB Ryan Tannehill on Miami's opening drive.

## 2017 (MIAMI):

- Played in 13 games with 12 starts.
- Inactive for 3 games.
- 57 receptions for 670 yards (11.8 avg.) and 1 TD.
- 1 miscellaneous tackle.

**AT N.Y. JETS (9/24):** 8 receptions for 76 yards (9.5 avg.) and 1 TD.

- Caught a 3-yard TD pass from QB Jay Cutler in the 4th quarter.

**VS. NEW ORLEANS IN LONDON (10/1):** 6 receptions for 69 yards (11.5 avg.).

- Recorded his 100th career reception.

**AT BUFFALO (12/17):** 6 receptions for 89 yards (14.8 avg.).

## 2016 (MIAMI):

- Played in 15 games with 8 starts.
- Inactive 1 game.
- 56 receptions for 744 yards (13.3 avg.) and 4 TDs.
- 2 miscellaneous tackles.

**AT NEW ENGLAND (9/18):** 8 receptions for 106 yards (13.3 avg.).

- All 8 receptions and 106 yards came in the 2nd half.

**AT L.A. RAMS (11/20):** 8 receptions for 79 yards (9.9 avg.) and 1 TD.

- Caught a 9-yard TD with 36 seconds left to win the game.

**AT BUFFALO (12/24):** 4 receptions for 85 yards (21.3 avg.) and 1 TD.

- Caught a 56-yard TD from QB Matt Moore on Miami's 1st possession of the 2nd half.

## POSTSEASON:

**AFC WILD CARD AT PITTSBURGH (1/8):** 4 receptions for 55 yards (13.8 avg.).

## 2015 (MIAMI):

- Played in 14 games with 4 starts.
- Inactive for 1 game.
- Dressed but did not play 1 game.
- 26 receptions for 494 yards (19.0 avg.) and 3 TDs.
- 1 miscellaneous tackle.

- His 19.0 yards per catch average was the highest by a Dolphins rookie in team history.
- His 19.0 receiving average was the highest among NFL rookies in 2015.

**AT WASHINGTON (9/13):** Played but did not record any stats.

- Made his Dolphins debut.

**AT N.Y. JETS (11/29):** 4 receptions for 80 yards (20.0 avg.) and 1 TD.

- Caught a 33-yard TD pass from QB Ryan Tannehill for the 1st TD of his career.

**VS. NEW ENGLAND (1/3):** 5 receptions for 106 yards (21.2 avg.) and 1 TD.

- Became the 1st Dolphins rookie wide receiver to top 100 yards in a game since 2001 (Chris Chambers).

## BEFORE THE NFL

### COLLEGE (LOUISVILLE):

- 4-year letterman (2011-14) and 2-year starter.

**CAREER:** Played in 42 games with 18 starts; 156 receptions for 2,775 yards (17.8 avg.) and 33 TDs.

- Had 10 career 100-yard games.

**SENIOR (2014):** Started 6 games; 43 receptions for 855 yards (19.9 avg.) and 5 TDs.

- 2nd-team All-ACC.

**JUNIOR (2013):** Started 12 games; 55 receptions for 885 yards (16.1 avg.) and 12 TDs.

- His 12 TD receptions tied the school record.

**SOPHOMORE (2012):** Played in all 13 games; 40 receptions for 744 yards (18.6 avg.) and 10 TDs.

- Finished the season with 6 straight games with a TD.

**TRUE FRESHMAN (2011):** Played in 11 games; 18 receptions for 291 yards (16.2 avg.) and 6 TDs.

- His 6 TD receptions led the team.

## HIGH SCHOOL (BALLARD HS - LOUISVILLE, KY.)

**SENIOR (2010):** 68 receptions for 1,793 yards (26.4 avg.) and 19 TDs.

- 1st-team all-state.

- Co-winner of the Paul Hornung Award as the state's top player.

**JUNIOR (2009):**

- 1st-team all-state.

## OFF THE FIELD

### COMMUNITY:

- Helped distribute Thanksgiving meals to local South Florida families in November 2016.

### PERSONAL:

- Father, Anthony Shelman, played running back at Louisville (1991-94).
- **MAJOR:** Communications.

DeVANTE PARKER'S NFL REGULAR SEASON STATS

YEAR	TEAM			RECEIVING					RUSHING				
		GP	GS	REC	YDS	AVG	LG	TD	ATT	YDS	AVG	LG	TD
2015	MIAMI	14	4	26	494	19.0	49	3	0	0	0.0	0	0
2016	MIAMI	15	8	56	744	13.3	56t	4	0	0	0.0	0	0
2017	MIAMI	13	12	57	670	11.8	36	1	0	0	0.0	0	0
2018	MIAMI	11	7	24	309	12.9	46	1	0	0	0.0	0	0
2019	MIAMI	16	14	72	1,202	16.7	51	9	0	0	0.0	0	0
NFL TOTALS		69	45	235	3,419	14.5	56t	18	0	0	0.0	0	0

DeVANTE PARKER'S NFL PLAYOFF STATS

YEAR	TEAM			RECEIVING					RUSHING				
		GP	GS	REC	YDS	AVG	LG	TD	ATT	YDS	AVG	LG	TD
2016	MIAMI	1	0	4	55	13.8	37	0	0	0	0.0	0	0
PLAYOFF TOTALS		1	0	4	55	13.8	37	0	0	0	0.0	0	0

ADDITIONAL STATS

Miscellaneous Tackles: 1 in 2015, 2 in 2016, 1 in 2017, 2 in 2019 for total of 6.

SINGLE-GAME CAREER HIGHS

**Receptions:** 8 4 times, last: at New England, 12/29/19  
**Receiving Yards:** 159 vs. Philadelphia, 12/1/19  
**Longest Rec.:** 56 twice, last: at Buffalo, 12/24/16  
**TD Receptions:** 2 Twice, last: at N.Y. Giants, 12/15/19

100-YARD RECEIVING GAMES (8)

DATE	OPPONENT	REC	YDS	AVG	LG	TD
1/3/16	NEW ENGLAND	5	106	21.2	46	1
9/18/16	at New England	8	106	13.3	28	0
11/13/16	at San Diego	5	103	20.6	56	0
10/25/18	at Houston	6	134	22.3	46	0
11/17/19	BUFFALO	7	135	19.3	50	0
12/1/19	PHILADELPHIA	7	159	22.7	43	1
12/22/19	CINCINNATI	5	111	22.2	51	1
12/29/19	at New England	8	137	17.1	28	0

2015 GAME-BY-GAME STATS (MIAMI)

DATE	OPPONENT	P/S	REC	YDS	AVG	LG	TD
09/13	at Washington	1/0	0	0	0.0	-	0
09/20	at Jacksonville	1/0	1	3	3.0	3	0
09/27	BUFFALO	1/0	3	46	15.3	19	0
10/04	N.Y. JETS	1/0	0	0	0.0	-	0
10/18	at Tennessee	1/0	0	0	0.0	-	0
10/25	HOUSTON	1/0	0	0	0.0	-	0
10/29	at New England	1/0	0	0	0.0	-	0
11/08	at Buffalo		INACTIVE				
11/15	at Philadelphia		DID NOT PLAY				
11/22	DALLAS	1/0	0	0	0.0	-	0
11/29	at N.Y. Jets	1/0	4	80	20.0	33t	1
12/06	BALTIMORE	1/1	3	63	21.0	38t	1
12/14	N.Y. GIANTS	1/1	2	16	8.0	14	0
12/20	at San Diego	1/0	4	87	21.8	35	0
12/27	INDIANAPOLIS	1/1	4	93	23.3	49	0
01/03	NEW ENGLAND	1/1	5	106	21.2	46	1
2015 TOTALS		14/4	26	494	19.0	49	3

2016 GAME-BY-GAME STATS (MIAMI)

DATE	OPPONENT	P/S	REC	YDS	AVG	LG	TD
09/11	at Seattle		INACTIVE				
09/18	at New England	1/1	8	106	13.3	28	0
09/25	CLEVELAND	1/1	3	51	17.0	26t	1
09/29	at Cincinnati	1/1	2	20	10.0	15	0
10/09	TENNESSEE	1/0	2	70	35.0	50	0
10/16	PITTSBURGH	1/0	5	28	5.6	11	0
10/23	BUFFALO	1/0	3	20	6.7	9	0
11/06	N.Y. JETS	1/0	2	8	4.0	4	0
11/13	at San Diego	1/1	5	103	20.6	56	0
11/20	at L.A. Rams	1/1	8	79	9.9	15	1
11/27	SAN FRANCISCO	1/0	3	64	21.3	46	0
12/04	at Baltimore	1/1	3	34	11.3	17	1
12/11	ARIZONA	1/1	2	14	7.0	11	0
12/17	at N.Y. Jets	1/0	1	17	17.0	17	0
12/24	at Buffalo	1/0	4	85	21.3	56t	1
01/01	NEW ENGLAND	1/1	5	45	9.0	18	0
2016 TOTALS		15/8	56	744	13.3	56	4

DATE	OPPONENT	P/S	REC	YDS	AVG	LG	TD
01/08	at Pittsburgh*	1/0	4	55	13.8	37	0

\* AFC Wild Card game

2017 GAME-BY-GAME STATS (MIAMI)

DATE	OPPONENT	P/S	REC	YDS	AVG	LG	TD
09/17	at L.A. Chargers	1/1	4	85	21.3	31	0
09/24	at N.Y. Jets	1/1	8	76	9.5	26	1
10/01	NEW ORLEANS	1/1	6	69	11.5	21	0
10/08	TENNESSEE	1/1	1	6	6.0	6	0
10/15	at Atlanta		INACTIVE				
10/22	N.Y. JETS		INACTIVE				
10/26	at Baltimore		INACTIVE				
11/05	OAKLAND	1/0	5	76	15.2	26	0
11/13	at Carolina	1/1	6	66	11.0	24	0
11/19	TAMPA BAY	1/1	4	26	6.5	17	0
11/26	at New England	1/1	1	5	5.0	5	0
12/03	DENVER	1/1	1	5	5.0	5	0
12/11	NEW ENGLAND	1/1	4	40	10.0	15	0
12/17	at Buffalo	1/1	6	89	14.8	36	0
12/24	at Kansas City	1/1	5	63	12.6	34	0
12/31	BUFFALO	1/1	6	64	10.7	24	0
2017 TOTALS		13/12	57	670	11.8	36	1

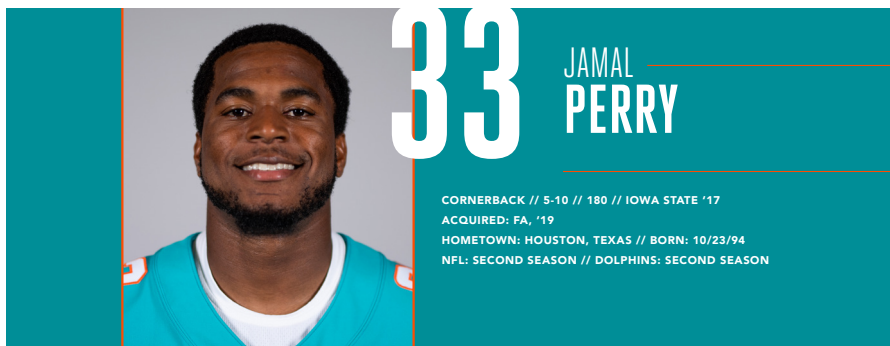
## 2018 GAME-BY-GAME STATS (MIAMI)

DATE	OPPONENT	P/S	REC	YDS	AVG	LG	TD
09/09	TENNESSEE			INACTIVE			
09/16	at N.Y. Jets			INACTIVE			
09/23	OAKLAND	1/1	2	40	20.0	36	0
09/30	at New England			INACTIVE			
10/07	at Cincinnati			INACTIVE			
10/14	CHICAGO	1/0	0	0	0.0	-	0
10/21	DETROIT			INACTIVE			
10/25	at Houston	1/1	6	134	22.3	46	0
11/04	N.Y. JETS	1/1	1	8	8.0	8	0
11/11	at Green Bay	1/1	5	43	8.6	14	0
11/25	at Indianapolis	1/0	3	10	3.3	9	0
12/02	BUFFALO	1/1	4	43	10.8	18t	1
12/09	NEW ENGLAND	1/1	1	18	18.0	15	0
12/16	at Minnesota	1/0	0	0	0.0	-	0
12/23	JACKSONVILLE	1/1	2	13	6.5	7	0
12/30	at Buffalo	1/0	0	0	0.0	-	0
<b>2018 TOTALS</b>		<b>11/7</b>	<b>24</b>	<b>309</b>	<b>12.9</b>	<b>46</b>	<b>1</b>

## 2019 GAME-BY-GAME STATS (MIAMI)

DATE	OPPONENT	P/S	REC	YDS	AVG	LG	TD
09/08	BALTIMORE	1/1	3	75	25.0	49	0
09/15	NEW ENGLAND	1/1	0	0	0.0	0	0
09/22	at Dallas	1/1	3	56	18.7	40	0
09/29	L.A. CHARGERS	1/1	4	70	17.5	34t	1
10/13	WASHINGTON	1/0	3	28	9.3	12	1
10/20	at Buffalo	1/1	5	55	11.0	14	1
10/28	at Pittsburgh	1/1	6	59	9.8	15	0
11/03	N.Y. JETS	1/0	4	57	14.3	17t	1
11/10	at Indianapolis	1/1	5	69	13.8	21	0
11/17	BUFFALO	1/1	7	135	19.3	50	0
11/24	at Cleveland	1/1	6	91	15.2	22	0
12/01	PHILADELPHIA	1/1	7	159	22.7	43t	2
12/08	at N.Y. Jets	1/1	2	28	14.0	21	0
12/15	at N.Y. Giants	1/1	4	72	18.0	29t	2
12/22	CINCINNATI	1/1	5	111	22.2	51	1
12/29	at New England	1/1	8	137	17.1	28	0
<b>2019 TOTALS</b>		<b>16/14</b>	<b>72</b>	<b>1,202</b>	<b>16.7</b>	<b>51</b>	<b>9</b>





CORNERBACK // 5-10 // 180 // IOWA STATE '17  
 ACQUIRED: FA, '19  
 HOMETOWN: HOUSTON, TEXAS // BORN: 10/23/94  
 NFL: SECOND SEASON // DOLPHINS: SECOND SEASON

## NFL CAREER

### TRANSACTIONS:

- Signed by Miami on Feb. 15, 2019.
- Released from New England's practice squad on Feb. 4, 2019.
- Signed to New England's practice squad on Sept. 2, 2018.
- Waived by New England on Sept. 1, 2018.
- Signed to New England's practice squad on Sept. 25, 2017.
- Released from New England's practice squad on Sept. 20, 2017.
- Signed to New England's practice squad on Sept. 7, 2017.
- Waived by Philadelphia on Sept. 2, 2017.
- Signed by Philadelphia as an undrafted college free agent on May 11, 2017.

### CAREER HIGHLIGHTS:

- Played in 14 career games with 6 starts.
- 53 tackles (35 solo), 1 interception and 6 passes defended.
- 1 assisted special teams tackle.

### 2019 (MIAMI):

- Played in 14 games with 6 starts.
- Inactive for 2 games.
- 53 tackles (35 solo), 1 interception and 6 passes defended.
- 1 assisted special teams tackle.

**VS. N.Y. JETS (11/3):** 8 tackles (4 solo), 1 interception and 1 pass defended.

- Intercepted QB Sam Darnold at Miami's 1-yard line in the 2nd quarter.
- It was his 1st career interception.

**VS. BUFFALO (11/17):** 10 tackles (7 solo).

**AT N.Y. GIANTS (12/15):** 9 tackles (4 solo) and 1 pass defended.

### 2018 (NEW ENGLAND):

- Spent the entire season on New England's practice squad.

### 2017 (PHILADELPHIA/NEW ENGLAND):

- Spent two stints on New England's practice squad.

- Spent the offseason and training camp with Philadelphia before being waived on Sept. 2.

## BEFORE THE NFL

### COLLEGE (IOWA STATE):

- 2-year letterman (2015-16) and 1-year starter.
- Transferred from Trinity Valley Community College (Texas) following his sophomore season (2014).
- Also competed in track and field at Iowa State in 2016 and 2017.

**CAREER (AT IOWA STATE):** Played in 24 games with 18 starts; 90 tackles (60 solo), 0.5 sacks, 2 interceptions and 19 passes defended; 12 kickoff returns for 271 yards (22.6 avg.).

**SENIOR (2016 AT IOWA STATE):** Played in all 12 games with 11 starts; 49 tackles (32 solo), 0.5 sacks, 2 interceptions and 11 passes defended.

- Honorable mention All-Big 12.
- Named team's defensive MVP.
- His 11 passes defended ranked 2nd on the team and 7th in the Big 12.

**JUNIOR (2015 AT IOWA STATE):** Played in all 12 games with 7 starts; 41 tackles (28 solo) and 8 passes defended; 12 kickoff returns for 271 yards (22.6 avg.).

**SOPHOMORE (2014 AT TRINITY VALLEY CC):** 79 tackles, 1 interception and 15 passes defended.

- 1st-team all-conference.
- Helped team finish with a 12-0 record.

**TRUE FRESHMAN (2013 AT TRINITY VALLEY CC):** 45 tackles, 1 interception and 12 passes defended.

### HIGH SCHOOL (NORTH SHORE HS – GALENA PARK, TEXAS)

- Also competed in track and field.
- Was an all-state performer in the long jump and 100 meters his senior year.

**SENIOR (2012):** 2nd-team all-district.

## OFF THE FIELD

### COMMUNITY:

- In 2019, volunteered at the annual Dolphins holiday gift event through Football Unites and spent time with the 200 members of South Florida families.

- Helped distribute 500 Thanksgiving meals purchased through player donations to local South Florida families.

**PERSONAL:**

- MAJOR:** Kinesiology and health.

JAMAL PERRY'S NFL REGULAR SEASON STATS

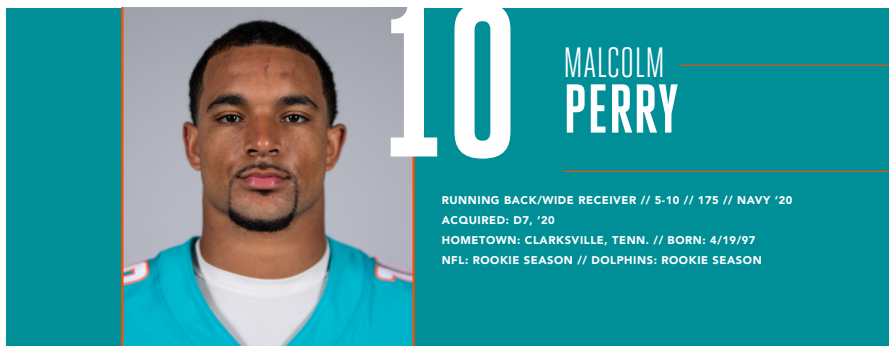
YEAR	TEAM	GP	GS	TACKLES					INTERCEPTIONS					FUMBLES	
				TOT	SOLO	ASST	SK	YDS	INT	YDS	LG	TD	PD	FF	FR
2019	MIAMI	14	6	53	35	18	0.0	0.0	1	0	0	0	6	0	0
	NFL TOTALS	14	6	53	35	18	0.0	0.0	1	0	0	0	6	0	0

ADDITIONAL STATS

Special Teams Tackles: 5 in 2019.

SINGLE-GAME CAREER HIGHS

Tackles: 10 vs. Buffalo, 11/17/19  
 Interceptions: 1 vs. N.Y. Jets, 11/3/19  
 Passes Defensed: 3 at Pittsburgh, 10/28/19



## NFL CAREER

### TRANSACTIONS:

- 7th-round pick (246th overall) by Miami in the 2020 NFL draft.

## BEFORE THE NFL

### COLLEGE (NAVY):

- 4-year letterman (2016-19) and 3-year starter.

**CAREER:** Played in 41 games with 38 starts – 21 at quarterback and 17 at slot back.

- His 4,359 career rushing yards ranked 2nd in school history.
- Became the 3rd player in school history to rush for at least 4,000 career yards.
- His 21 career 100-yard rushing performances rank 2nd in school history.
- His 6 career 200-yard rushing performances were a school record.
- His 5,320 all-purpose yards were 2nd in school history.

**SENIOR (2019):** Started all 13 games at quarterback; 48-of-86 passing (55.8 pct.) for 1,084 yards and 7 TDs; 295 carries for 2,017 yards (6.8 avg.) and 21 TDs.

- His 2,017 rushing yards were an FBS record for QBs.
- His 2,017 rushing yards broke a single-season school record.
- Became the only QB in FBS to rush for more than 2,000 yards in a season.
- Became the 2nd player in school history to rush for 1,000 yards in 3 different seasons.
- Rushed for 100+ yards in 10 consecutive games, a school record.
- Set a school record with 3 different 200+ yard rushing games in the same season.
- His 3,044 yards of total offense were a single-season school record.
- American Athletic Conference Offensive Player of the Year.
- Eastern College Athletic Conference Offensive Player of the Year.
- Team Offensive MVP.

- 4th-team All-America.
- Voted a team captain.

**JUNIOR (2018):** Started all 13 games – 8 at slot back and 5 at quarterback; 9-of-25 passing (36.0 pct.) for 222 yards and 2 TDs; 172 carries for 1,087 yards (6.3 avg.) and 7 TDs; 9 receptions for 167 yards (18.6 avg.) and 1 TD; 7 kickoff returns for 173 yards (24.7 avg.).

- His 1,087 rushing yards led the team.
- Became 5th player in school history to rush for 1,000+ yards in back-to-back seasons.
- 1st-team All-East.

**SOPHOMORE (2017):** Started 12 games – 9 at slot back and 3 at quarterback; 1-of-2 passing (50.0 pct.) for 5 yards and 1 TD; 138 carries for 1,182 yards (8.6 avg.) and 11 TDs; 13 receptions for 303 yards (23.3 avg.) and 2 TDs; 13 kickoff returns for 318 yards (24.5 avg.).

**TRUE FRESHMAN (2016):** Played in 3 games; 9 carries for 73 yards (8.1 avg.) and 1 TD.

## HIGH SCHOOL (NAVAL ACADEMY PREPARATORY SCHOOL – NEWPORT, R.I.)

- Attended the Naval Academy Prep School following high school graduation from Kenwood HS.

### SENIOR (2014 AT KENWOOD HS):

- All-state.
- All-Area Player of the Year.
- District 10 MVP.

### JUNIOR (2013 AT KENWOOD HS):

- All-state.

## OFF THE FIELD

### PERSONAL:

- His parents, Malcolm and Bonny Perry, both served in the Army.
- His service assignment with the Navy is Marine Corps Ground.
- **MAJOR:** Quantitative economics.

### MALCOLM PERRY'S COLLEGE PASSING STATS

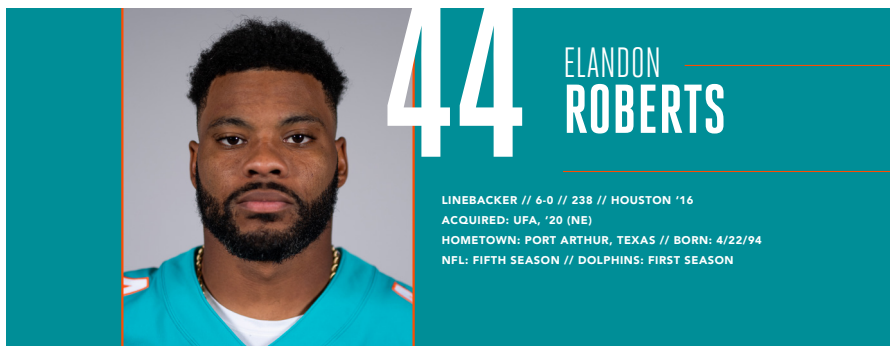
YEAR	TEAM	GP	GS	ATT	CMP	PCT	YDS	Y/A	TD	INT	LG	SK/YDS	EFFIC
2016	NAVY	3	0	0	0	0.0	0	0	0	0	-	0/0	0.0
2017	NAVY	12	12	2	1	50.0	5	2.5	1	1	5t	1/11	136.0
2018	NAVY	13	13	25	9	36.0	222	8.9	2	1	49	6/33	129.0
2019	NAVY	13	13	86	48	55.8	1084	12.6	7	3	80t	15/80	181.6
NCAA TOTALS		41	38	113	58	51.3	1311	11.6	10	5	80t	22/124	169.1

### MALCOLM PERRY'S COLLEGE RUSHING/RECEIVING STATS

YEAR	TEAM	GP	GS	ATT	RUSHING				TD	RECEIVING				
					YDS	AVG	LG			REC	YDS	AVG	LG	TD
2016	NAVY	3	0	9	73	8.1	30t	1		0	0	0.0	-	0
2017	NAVY	12	12	138	1182	8.6	92t	11		13	303	23.3	75t	2
2018	NAVY	13	13	172	1087	6.3	75t	7		9	167	18.6	73t	1
2019	NAVY	13	13	295	2017	6.8	70t	21		0	0	0.0	-	0
NCAA TOTALS		41	38	614	4359	7.1	92t	40		22	470	21.4	75t	3

### MALCOLM PERRY'S COLLEGE RETURNING STATS

		KICKOFF RETURN					PUNT RETURN					
YEAR	TEAM	KR	YDS	AVG	LG	TD	PR	FC	YDS	AVG	LG	TD
2016	NAVY	0	0	0.0	-	0	0	0	0	0.0	-	0
2017	NAVY	13	318	24.5	58	0	0	0	0	0.0	-	0
2018	NAVY	7	173	24.7	33	0	0	0	0	0.0	-	0
2019	NAVY	0	0	0.0	-	0	0	0	0	0.0	-	0
NCAA TOTALS		20	491	24.6	58	0	0	0	0	0.0	-	0



## NFL CAREER

### TRANSACTIONS:

- Signed by Miami as an unrestricted free agent from New England on March 21, 2020.
- 6th-round pick (214th overall) by New England in the 2016 NFL draft.

### CAREER HIGHLIGHTS:

- Played in 60 career games with 33 starts.
- 202 tackles (118 solo), 4 sacks, 1 forced fumble and 1 fumble recovery.
- 4 special teams tackles (1 solo).
- Appeared in 10 postseason games with 7 starts.
- Won Super Bowls LI and LIII with New England.

### 2019 (NEW ENGLAND):

- Played in all 16 games with 3 starts.
- 28 tackles (18 solo), 1 sack and 1 pass defended.
- 1 assisted special teams tackle.
- 1 reception for 38 yards and 1 TD.
- Served as a season-long team captain.
- Helped the defense lead the NFL in fewest total yards allowed per game (275.9) and points allowed per game (14.1).

**AT MIAMI (9/15):** 5 tackles (3 solo).

**AT PHILADELPHIA (11/17):** 1 solo tackle and 1 sack.

**AT PHILADELPHIA (11/17):** 1 solo tackle and 1 sack.

**VS. MIAMI (12/29):** 1 solo tackle; 1 reception for 38 yards and 1 TD.

- Caught a 38-yard TD pass from QB Tom Brady in the 3rd quarter.
- It was his 1st career TD.
- Became just the 3rd defensive player in Patriots history to score an offensive TD.

### POSTSEASON:

**AFC WILD CARD VS. TENNESSEE (1/4):** 2 tackles (1 solo)

### 2018 (NEW ENGLAND):

- Played in all 16 games with 11 starts.
- 63 tackles (30 solo), 1 sack and 4 forced fumbles.
- 2 special teams tackles.

**AT DETROIT (9/23):** 7 tackles (4 solo).

**VS. KANSAS CITY (10/14):** 7 tackles (2 solo) and 1 pass defended.

**AT TENNESSEE (11/11):** 6 tackles (4 solo) and 1 sack.

- Sacked QB Marcus Mariota in the 2nd quarter.

### POSTSEASON:

**AFC DIVISIONAL VS. L.A. CHARGERS (1/13):** 3 tackles (2 solo).

**AFC CHAMPIONSHIP AT KANSAS CITY (1/20):** 3 solo tackles.

**SUPER BOWL LIII VS. L.A. RAMS (2/3):** 1 solo tackle.

### 2017 (NEW ENGLAND):

- Played in 15 games with 14 starts.
- Inactive for 1 game.
- 67 tackles (45 solo), 2 sacks, 1 pass defended and 1 fumble recovery.

**VS. HOUSTON (9/24):** 9 tackles (6 solo).

**VS. CAROLINA (10/1):** 5 tackles (4 solo) and 1 fumble recovery.

- Recovered a fumble by RB Jonathan Stewart in the 3rd quarter.

**VS. MIAMI (11/26):** 4 tackles (3 solo) and 2 sacks.

- Sacked QB Matt Moore in the 3rd quarter.
- Sacked QB Matt Moore again in the 4th quarter.

### POSTSEASON:

**AFC DIVISIONAL VS. TENNESSEE (1/13):** 2 solo tackles.

**AFC CHAMPIONSHIP VS. JACKSONVILLE (1/21):** 7 tackles (3 solo).

**SUPER BOWL LII VS. PHILADELPHIA (2/4):** 6 tackles (2 solo).

### 2016 (NEW ENGLAND):

- Played in 13 games with 5 starts.
- Dressed but did not play in 1 game.
- Inactive for 2 games.
- 44 tackles (25 solo) and 1 forced fumble.

**AT CLEVELAND (10/9):** 7 tackles (6 solo).

**VS. N.Y. JETS (12/24):** 11 tackles (5 solo) and 1 forced fumble.

- Forced a fumble by RB Khiri Robinson in the 2nd quarter and it was recovered by CB Malcolm Butler.

**AT MIAMI (1/1):** 7 tackles (6 solo).

### POSTSEASON:

**AFC DIVISIONAL VS. HOUSTON (1/14):** 3 tackles (1 solo).

**AFC CHAMPIONSHIP VS. PITTSBURGH (1/22):** 2 solo tackles.

**SUPER BOWL LI VS. ATLANTA (2/5):** 2 solo tackles.

## BEFORE THE NFL

### COLLEGE (HOUSTON):

- 3-year letterman (2013-15) and 1-year starter (2015).
- Transferred from Morgan State University following his freshman season (2012).

**CAREER (AT HOUSTON):** Played in 34 games with 14 starts; 175 tackles (109 solo), 7 sacks, 1 interception, 6 passes defended and 2 forced fumbles.

**SENIOR (2015 AT HOUSTON):** Started all 14 games; 142 tackles (88 solo), 6 sacks, 1 interception, 6 passes defended and 2 forced fumbles.

- His 88 solo tackles led the nation.
- His 142 total tackles led the AAC and ranked 4th in the nation.
- 1st-team All-AAC.
- Team captain.

**JUNIOR (2014 AT HOUSTON):** Played in 11 games;

26 tackles (17 solo) and 1 sack.

**SOPHOMORE (2013 AT HOUSTON):** Played in 8 games; 7 tackles (4 solo).

**TRUE FRESHMAN (2012 AT MORGAN STATE):**

Started all 11 games; 107 tackles (59 solo), 2 sacks, 1 interception and 3 passes defended.

- His 107 tackles ranked 2nd in school history.
- Finalist for the Jerry Rice Award (nation's top FCS freshman).
- 2nd-team All-MEAC.

### HIGH SCHOOL (MEMORIAL HS – PORT ARTHUR, TEXAS)

- Also lettered in track and field.

**SENIOR (2011):**

- 1st-team all-district.

## OFF THE FIELD

### PERSONAL:

- **MAJOR:** Sociology.

### ELANDON ROBERTS' NFL REGULAR SEASON STATS

YEAR	TEAM	GP	GS	TACKLES					INTERCEPTIONS					FUMBLES	
				TOT	SOLO	ASST	SK	YDS	INT	YDS	LG	TD	PD	FF	FR
2016	NEW ENGLAND	13	5	44	25	19	0.0	0.0	0	0	0	0	0	1	0
2017	NEW ENGLAND	15	14	67	45	22	2.0	13.0	0	0	0	0	1	0	1
2018	NEW ENGLAND	16	11	63	30	33	1.0	7.0	0	0	0	0	4	0	0
2019	NEW ENGLAND	16	3	28	18	10	1.0	11.0	0	0	0	0	1	0	0
<b>NFL TOTALS</b>		<b>60</b>	<b>33</b>	<b>202</b>	<b>118</b>	<b>84</b>	<b>4.0</b>	<b>31.0</b>	<b>0</b>	<b>0</b>	<b>0</b>	<b>0</b>	<b>6</b>	<b>1</b>	<b>1</b>

### ELANDON ROBERTS' NFL POSTSEASON STATS

YEAR	TEAM	GP	GS	TACKLES					INTERCEPTIONS					FUMBLES	
				TOT	SOLO	ASST	SK	YDS	INT	YDS	LG	TD	PD	FF	FR
2016	NEW ENGLAND	3	2	7	5	2	0.0	0.0	0	0	0	0	0	0	0
2017	NEW ENGLAND	3	3	15	7	8	0.0	0.0	0	0	0	0	0	0	0
2018	NEW ENGLAND	3	1	7	6	1	0.0	0.0	0	0	0	0	0	0	0
2019	NEW ENGLAND	1	1	2	1	1	0.0	0.0	0	0	0	0	0	0	0
<b>NFL TOTALS</b>		<b>10</b>	<b>7</b>	<b>31</b>	<b>19</b>	<b>12</b>	<b>0.0</b>	<b>0.0</b>	<b>0</b>	<b>0</b>	<b>0</b>	<b>0</b>	<b>0</b>	<b>0</b>	<b>0</b>

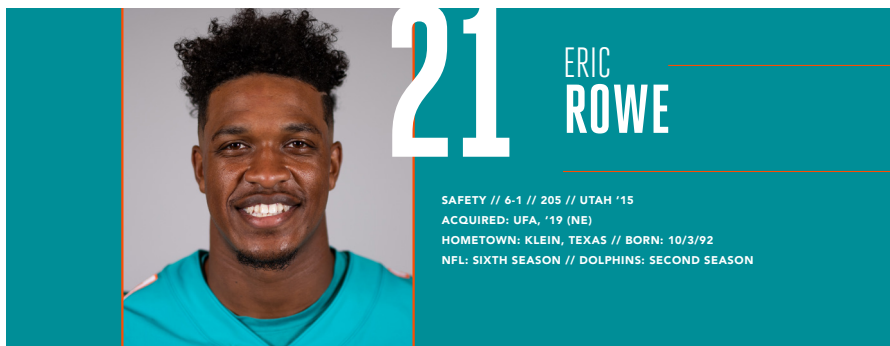
### ADDITIONAL STATS

**Special Teams Tackles:** 1 in 2016, 2 in 2018, 1 in 2019 for total of 4.

**Receiving:** 1 for 38 yards and 1 TD in 2019.

### SINGLE-GAME CAREER HIGHS

<b>Tackles:</b>	11	vs. N.Y. Jets, 12/24/16
<b>Sacks:</b>	2	vs. Miami, 11/26/17
<b>Passes Defended:</b>	1	6 times, last: at Washington, 10/6/19
<b>Forced Fumbles:</b>	1	vs. N.Y. Jets, 12/24/16
<b>Fumble Recovery:</b>	1	vs. Carolina, 10/1/17



SAFETY // 6-1 // 205 // UTAH '15  
 ACQUIRED: UFA, '19 (NE)  
 HOMETOWN: KLEIN, TEXAS // BORN: 10/3/92  
 NFL: SIXTH SEASON // DOLPHINS: SECOND SEASON

## NFL CAREER

### TRANSACTIONS:

- Signed by Miami as an unrestricted free agent from New England on March 14, 2019.
- Traded from Philadelphia to New England on Sept. 7, 2016.
- 2nd-round pick (47th overall) by Philadelphia in the 2015 NFL draft.

### CAREER HIGHLIGHTS:

- Played in 53 career games with 32 starts.
- 161 tackles (120 solo), 3 interceptions, 24 passes defended and 1 forced fumble; 1 interception return for a TD.
- 2 special teams tackles (1 solo).
- Intercepted Patriots QB Tom Brady and returned it 35 yards for a TD on Dec. 29, 2019 – it was just the 15th pick-six thrown by Brady in his career and only the 5th at Gillette Stadium.
- Won Super Bowl LI and LIII with New England.

### 2019 (MIAMI):

- Played in 16 games with 15 starts.
- 81 tackles (54 solo), 1 interception, 8 passes defended and 1 forced fumble; 1 interception return for a TD.

**VS. BALTIMORE (9/8):** 11 tackles (9 solo).

- Made Dolphins debut.

**AT N.Y. JETS (12/8):** 9 tackles (5 solo) and 1 forced fumble.

- It was his 50th career game.

**AT NEW ENGLAND (12/29):** 5 tackles (4 solo), 1 interception and 1 pass defended; 1 interception return for a TD.

- Intercepted QB Tom Brady in the 2nd quarter, returning it 35 yards for a TD. It was his 1st career pick-six. It was the 1st pick-six thrown by Brady since Dec. 24, 2017 vs. Buffalo, the 15th of his career and 5th at Gillette Stadium.

### 2018 (NEW ENGLAND):

- Played in 4 games with 2 starts.
- Inactive for 4 games.
- Missed the final 8 games after being placed on injured reserve on Oct. 31.
- 10 tackles (9 solo) and 1 pass defended.

**VS. HOUSTON (9/9):** 4 tackles (3 solo) and 1 pass defended.

**AT JACKSONVILLE (9/16):** 3 solo tackles.

### 2017 (NEW ENGLAND):

- Played in 8 games with 3 starts.
- Inactive for 8 games.
- 14 tackles (13 solo) and 2 passes defended.
- 1 special teams tackle.

**AT NEW ORLEANS (9/17):** 3 solo tackles; 1 special teams tackle.

**AT MIAMI (12/11):** 2 solo tackles.

**AT PITTSBURGH (12/17):** 5 solo tackles and 1 pass defended.

### POSTSEASON:

**AFC DIVISIONAL VS. TENNESSEE (1/13):** 5 tackles (4 solo).

**AFC CHAMPIONSHIP VS. JACKSONVILLE (1/21):** 4 tackles (3 solo) and 1 pass defended.

**SUPER BOWL LII VS. PHILADELPHIA (2/4):** 4 solo tackles and 2 passes defended.

### 2016 (NEW ENGLAND/PHILADELPHIA):

- Played in 9 games with 7 starts with New England.
- 26 tackles (20 solo), 1 interception and 8 passes defended.
- Traded to New England on Sept. 7.
- Spent the offseason and training camp with Philadelphia.

**AT PITTSBURGH (10/23):** 6 tackles (5 solo) and 1 pass defended.

**AT N.Y. JETS (11/27):** 5 tackles (3 solo) and 1 pass defended.

**VS. N.Y. JETS (12/24):** 3 tackles (1 solo), 1 interception and 2 passes defended.

- Picked off QB Ryan Fitzpatrick in the 2nd quarter.

### POSTSEASON:

**AFC DIVISIONAL VS. HOUSTON (1/14):** 3 solo tackles.

**AFC CHAMPIONSHIP VS. PITTSBURGH (1/22):** 4 tackles (3 solo), 1 interception and 2 passes defended.

- Intercepted QB Ben Roethlisberger in the 4th quarter and returned it 37 yards.

**SUPER BOWL LI VS. ATLANTA (1/22):** 4 tackles (3 solo) and 1 pass defended.

- Won his 1st Super Bowl.

### 2015 (PHILADELPHIA):

- Played in all 16 games with 5 starts.



- 30 tackles (24 solo), 1 interception and 5 passes defended.
- 1 assisted special teams tackle.

**AT ATLANTA (9/14):** Played but did not record any stats.

- Made his NFL debut.

**AT N.Y. JETS (9/27):** 1 solo tackle, 1 interception and 2 passes defended; 1 assisted special teams tackle.

- Picked off QB Ryan Fitzpatrick in the 3rd quarter for his 1st career interception.

**AT NEW ENGLAND (12/6):** 3 solo tackles.

- Made his 1st career start.

## BEFORE THE NFL

### COLLEGE (UTAH):

- 4-year starter (2011-14).

**CAREER:** Played in 47 games with 45 starts; 261 tackles (158 solo), 1.5 sacks, 3 interceptions, 36 passes defended, 3 fumble recoveries and 1 blocked kick; 1 interception return for a TD.

**SENIOR (2014):** Played in 12 games with 10 starts – 9 at corner and 1 at safety; 59 tackles (42 solo), 1 interception, 14 passes defended, 1 fumble recovery and 1 blocked kick.

- Honorable mention All-Pac-12
- Returned 1 interception for a TD.
- His 14 passes defended tied for 2nd in the Pac-12.

**JUNIOR (2013):** Started all 12 games at safety; 69 tackles (42 solo), 0.5 sacks and 7 passes defended.

- His 69 tackles tied for 3rd on the team.

**SOPHOMORE (2012):** Started 10 games at safety; 64 tackles (39 solo), 1 interception, 6 passes defended and 1 fumble recovery.

- Honorable mention All-Pac-12.
- His 64 tackles ranked 2nd on the team.

**TRUE FRESHMAN (2011):** Started all 13 games at

safety; 69 tackles (35 solo), 1 sack, 1 interception, 9 passes defended and 1 fumble recovery.

- Freshman All-American.
- His 69 tackles ranked 4th on the team.

## HIGH SCHOOL (KLEIN HS – KLEIN, TEXAS)

- Also competed in basketball and track.

**CAREER:** 207 tackles, 9 interceptions, 4 forced fumbles; 3 blocked punts and 2 kickoff returns for TDs.

**SENIOR (2010):**

- All-state honorable mention.
- 1st-team all-district.
- 1st-team all-Texas defense.
- Served as a team captain.

**JUNIOR (2009):**

- 3rd-team all-state.
- 1st-team all-area.
- 2nd-team all-district.

## OFF THE FIELD

### COMMUNITY:

- In 2019, volunteered at the annual Dolphins holiday gift event through Football Unites and spent time with the 200 members of South Florida families.
- Helped distribute 500 Thanksgiving meals purchased through player donations to local South Florida families.
- Spent time with 80 local youth from the His House Children's Home, a Miami Gardens foster care residential facility, and shopped for back-to-school shoes at DSW Designer Shoe Warehouse.

### PERSONAL:

- **MAJOR:** Business.

## ERIC ROWE'S NFL REGULAR SEASON STATS

YEAR	TEAM	GP	GS	TACKLES					INTERCEPTIONS					FUMBLES	
				TOT	SOLO	ASST	SK	YDS	INT	YDS	LG	TD	PD	FF	FR
2015	PHILADELPHIA	16	5	30	24	6	0.0	0.0	1	0	0	0	5	0	0
2016	NEW ENGLAND	9	7	26	20	6	0.0	0.0	1	0	0	0	8	0	0
2017	NEW ENGLAND	8	3	14	13	1	0.0	0.0	0	0	0	0	2	0	0
2018	NEW ENGLAND	4	2	10	9	1	0.0	0.0	0	0	0	0	1	0	0
2019	MIAMI	16	15	81	54	27	0.0	0.0	1	35	35	1	8	1	0
<b>NFL TOTALS</b>		<b>53</b>	<b>32</b>	<b>161</b>	<b>120</b>	<b>41</b>	<b>0.0</b>	<b>0.0</b>	<b>3</b>	<b>35</b>	<b>35</b>	<b>1</b>	<b>24</b>	<b>1</b>	<b>0</b>

## ERIC ROWE'S NFL PLAYOFF STATS

YEAR	TEAM	GP	GS	TACKLES					INTERCEPTIONS					FUMBLES	
				TOT	SOLO	ASST	SK	YDS	INT	YDS	LG	TD	PD	FF	FR
2016	NEW ENGLAND	3	0	11	9	2	0.0	0.0	1	37	37	0	3	0	0
2017	NEW ENGLAND	3	2	13	11	2	0.0	0.0	0	0	0	0	3	0	0
<b>NFL TOTALS</b>		<b>6</b>	<b>2</b>	<b>24</b>	<b>20</b>	<b>4</b>	<b>0.0</b>	<b>0.0</b>	<b>1</b>	<b>37</b>	<b>37</b>	<b>0</b>	<b>6</b>	<b>0</b>	<b>0</b>

## ADDITIONAL STATS

**Special Teams Tackles:** (Philadelphia) 1 in 2015, (New England) 1 in 2017 for total of 2.

**Defensive Touchdown:** (Miami) 1 in 2019.

## SINGLE-GAME CAREER HIGHS

<b>Tackles:</b>	11	vs. Baltimore, 9/8/19
<b>Interceptions:</b>	1	4 times, last: at New England, 12/29/19
<b>Passes Defended:</b>	2	5 times, last: vs. New England, 9/15/19
<b>Forced Fumbles:</b>	1	at N.Y. Jets, 12/8/19

\* AFC Championship game

\*\* Super Bowl LII



# JASON SANDERS

KICKER // 5-11 // 195 // NEW MEXICO '18

ACQUIRED: D7B, '18

HOMETOWN: ORANGE, CALIF. // BORN: 11/16/95

NFL: THIRD SEASON // DOLPHINS: THIRD SEASON

## NFL CAREER

### TRANSACTIONS:

- 7th-round pick (229th overall) by Miami in the 2018 NFL draft.

### CAREER HONORS:

- Caught a 1-yard TD pass from P Matt Haack on Dec. 1, 2019, a play dubbed "Mountaineer Shot." The play won the 2019 NFL Bridgestone Clutch Performance of the Year.
- AFC Special Teams Player of the Month (December 2019).
- AFC Special Teams Player of the Week (vs. Philadelphia, 12/1/19).
- AFC Special Teams Player of the Week (at Indianapolis, 11/10/19).
- 2018 PFWA All-Rookie Team.

### CAREER HIGHLIGHTS:

- Played in 32 career games.
- 41-for-50 field goals (82.0 pct.); 64-for-66 extra points (97.0 pct.).
- 1 reception for 1 yard and 1 TD.
- Is the franchise's all-time career leader in field goal percentage:

#### DOLPHINS ALL-TIME FG% LEADERS (min. 50 att.)

PLAYER	YRS	FGM	FGA	PCT.
1. JASON SANDERS	2018-19	41	50	82.0
2. Dan Carpenter	2008-12	127	155	81.9
3. Olindo Mare	1997-2006	245	303	80.1
4. Pete Stoyanovich	1989-95	176	222	79.3
5. Caleb Sturgis	2013-14	55	71	77.5

- Led the NFL with 13 field goals made in December 2019 – the most successful field goals in 1 month by an NFL kicker since December 2018 (Justin Tucker, 14).
- His 90.0 field goal percentage in 2018 was 8th-best in the league and 5th-best in Dolphins history:

#### DOLPHINS SINGLE-SEASON FG% LEADERS

PLAYER	YEAR	FGM	FGA	PCT.
1. Jay Feely	2007	21	23	91.3
Cody Parkey	2017	21	23	91.3
3. Olindo Mare	2001	19	21	90.5
4. Olindo Mare	2000	28	31	90.3
5. JASON SANDERS	2018	18	20	90.0

- Was 1 of just 4 NFL kickers to appear in all 16 games and miss 2 or fewer field goals in 2018.

### 2019 (MIAMI):

- Played in all 16 games.
- 23-for-30 field goals (76.7 pct.); 29-for-30 extra points (96.7 pct.).
- Led the NFL with 13 field goals made in the month of December – the most successful field goals in 1 month by an NFL kicker since December 2018 (Justin Tucker, 14).

### AT INDIANAPOLIS (11/10):

 3-for-3 field goals (100.0 pct.); 1-for-1 extra points (100.0 pct.)

- Made the second game-winning kick of his career with a 48-yard FG with 5:45 left in the game to give Miami a 13-12 lead.
- Converted another 48-yard FG with 3:31 remaining to extend Miami's lead to 4 points.
- Also made a 47-yard FG in the 1st quarter.
- Became 1st Dolphins kicker since 1999 (Olindo Mare) to make 3 FGs of 45+ yards in the same game.

### VS. PHILADELPHIA (12/1):

 1-for-1 field goals (100.0 pct.); 2-for-3 extra points (66.7 pct.); 1 reception for 1 yard and 1 TD.

- Made a 51-yard FG to extend Miami's lead 37-28 with 3:37 remaining in the game.
- Caught a 1-yard TD pass from P Matt Haack on fourth-and-goal in the 2nd quarter to give Miami a 14-13 lead.
- It was the first TD reception of his career.
- He became the first kicker to catch a touchdown in the NFL since Denver's Jim Turner on Oct. 16, 1977.
- The last time an NFL kicker scored a touchdown was Arizona's Jay Feely on a 5-yard rush on Dec. 12, 2010 vs. Denver.

### AT N.Y. JETS (12/8):

 7-for-8 field goals (87.5 pct.)

- Made FGs from 22, 25, 28, 31, 53, 48 and 37 yards.
- Broke the single-game franchise record of 6 FGs set by K Olindo Mare on Oct. 17, 1999 at New England.
- Set a franchise record with 8 field goal attempts and is one of just 3 kickers in NFL history to attempt 8 FGs in a game. The last NFL kicker to attempt 8 FGs in a game was Tennessee's Rob Bironas on Oct. 21, 2007 at Houston.
- Became the 8th player in NFL history to kick at least 7 FGs in a game and the 1st since Oct. 14,

2018 when N.Y. Jets K Jason Myers had 7 vs. Indianapolis.

#### HONORS:

- Caught a 1-yard TD pass from P Matt Haack in the Dec. 1 win vs. Philadelphia, a play dubbed "Mountaineer Shot." The play won the NFL Bridgestone Clutch Performance of the Year.
- AFC Special Teams Player of the Week (at Indianapolis, 11/10).
- AFC Special Teams Player of the Week (vs. Philadelphia, 12/1).
- Became the 4th player in team history to win AFC Special Teams Player of the Week twice in 1 season, joining Olindo Mare (1999), Matt Turk (2001) and Dan Carpenter (2010).
- AFC Special Teams Player of the Month (December 2019).

#### 2018 (MIAMI):

- Played in all 16 games.
- 18-for-20 field goals (90.0 pct.); 35-for-36 extra points (97.2 pct.).
- Was 1 of just 4 NFL kickers to appear in all 16 games and miss 2 or fewer field goals.

**VS. TENNESSEE (9/9):** 2-for-2 field goals (100.0 pct.); 3-for-3 extra points (100.0 pct.)

- Made his NFL debut and 1st NFL field goal.

**VS. CHICAGO (10/14):** 3-for-3 field goals (100.0 pct.); 2-for-2 extra points (100.0 pct.).

- Converted a 25-yard field goal in the 3rd quarter to extend Miami's lead 21-13.
- Hit a 47-yard field goal as overtime expired to give the Dolphins a 31-28 win. It was the second-longest game-winning field goal in overtime by a rookie since 1974. Rams K Greg Zuerlein kicked a game-winning 54-yarder as a rookie on 12/2/12.
- It was the first multi-field goal performance of his career.

**AT GREEN BAY (11/11):** 4-for-4 field goals (100.0 pct.).

- Hit field goals from 37, 25, 47 and 40 yards.

#### HONORS:

- PFWA All-Rookie Team.

**CAREER:** Played in 50 games; 25-of-35 field goals (71.4 pct.) and 111-of-112 PATs (99.1 pct.) for 186 points; 9 special teams tackles; 1 special teams forced fumble; 266 kickoffs and 195 touchbacks.

- Set a school record for consecutive extra points made with 81.

- Set a school record for most 50+ yard field goals (4).

**SENIOR (2017):** Played in all 12 games; 10-of-15 field goals (66.7 pct.) and 28-of-28 PATs (100.0 pct.) for 58 points; 1 special teams tackle; 48 kickoffs and 39 touchbacks.

- His 81.3 touchback percentage was 3rd in FBS.

**JUNIOR (2016):** Played in all 13 games; 12-of-13 field goals (92.3 pct.) and 61-of-62 PATs (98.4 pct.) for 97 points; 3 special teams tackles; 84 kickoffs and 69 touchbacks.

- His 83.8 touchback percentage led all of FBS.

- His 59 extra points made set a school record.

**SOPHOMORE (2015):** Played in all 13 games; 3-of-7 field goals (42.9 pct.) and 22-of-22 PATs (100.0 pct.) for 31 points; 72 kickoffs and 50 touchbacks.

**TRUE FRESHMAN (2014):** Played in all 12 games; 5 special teams tackles; 1 special teams forced fumble; 62 kickoffs and 37 touchbacks.

#### HIGH SCHOOL (VILLA PARK HS – VILLA PARK, CALIF.)

- Also played soccer.

**SENIOR (2013):** 7-of-12 field goals (58.3 pct.) and 31-of-34 PATs (91.2 pct.); 26 punts for 1,170 yards (45.0 avg.); 57 kickoffs and 38 touchbacks.

- Named his league's Special Teams Player of the Year.

**JUNIOR (2012):** 8-of-15 field goals (53.3 pct.) and 43-of-46 PATs (93.5 pct.); 47 punts for 2,157 yards (45.9 avg.); 81 kickoffs and 54 touchbacks.

- 1st-team all-league.

- 2nd-team all-state.

#### OFF THE FIELD

##### COMMUNITY:

- In 2019, helped distribute 500 Thanksgiving meals purchased through player donations to local South Florida families.

##### PERSONAL:

- **MAJOR:** Business and political science.

#### BEFORE THE NFL

##### COLLEGE (NEW MEXICO):

- 4-year letterman (2014-17).

Jason Sanders' NFL Regular Season Stats										
Year	Team	GP	FGM	FGA	PCT	LG	XPM	XPA	PCT	PTS
2018	Miami	16	18	20	90.0	50	35	36	97.2	89
2019	Miami	16	23	30	76.7	54	29	30	96.7	104
NFL Totals		32	41	50	82.0	54	64	66	97.0	193

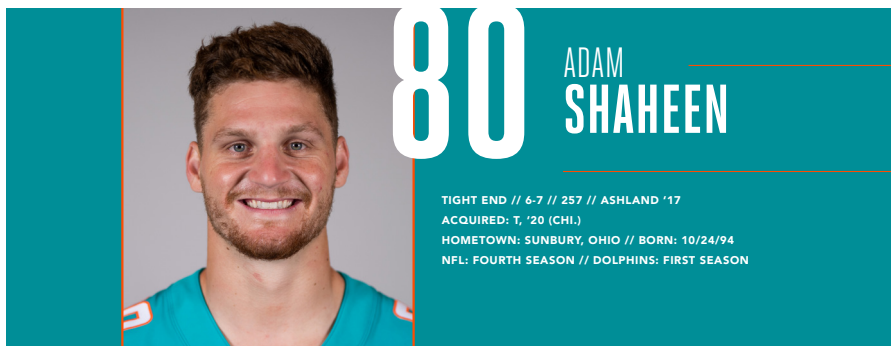
Sanders' Game-Tying or Winning 4th Quarter/Overtime Kicks (3)

Date	Opp	Situation	Dist.	W/L	Final Score
1. 10/14/18	vs. Chi.	Tied 28-28 on the final play of overtime	47 yards	W	31-28*
2. 11/10/19	at Ind.	Trailing 12-10 with 5:45 remaining	48 yards	W	16-12
3. 12/22/19	vs. Cin.	Tied 35-35 on the final play of overtime	37 yards	W	38-35*

\* Overtime game

Additional Stats

Special Teams Tackles: 1 in 2019.  
 Successful Onside Kicks: 1 in 2019.  
 Onside Kick Recoveries: 1 in 2019.  
 Receiving: 1 reception for 1 yard and 1 TD in 2019.



## NFL CAREER

### TRANSACTIONS:

- Traded from Chicago to Miami on July 26, 2020.
- 2nd-round pick (45th overall) by Chicago in the 2017 NFL draft.

### CAREER HIGHLIGHTS:

- Played in 27 games with 13 starts.
- 26 receptions for 249 yards (9.6 avg.) and 4 TDs.
- 1 solo special teams tackle.

### 2019 (CHICAGO):

- Played in 8 games with 2 starts.
- Inactive for 4 games.
- Missed the rest of the season after being placed on injured reserve on Nov. 30.
- 9 receptions for 74 yards (8.2 avg.).
- 1 special teams tackle.

**AT DENVER (9/15):** 3 receptions for 24 yards (8.0 avg.).

**VS. MINNESOTA (9/29):** 2 receptions for 13 yards (6.5 avg.).

**VS. NEW ORLEANS (10/20):** 2 receptions for 24 yards (12.0 avg.).

### 2018 (CHICAGO):

- Played in 6 games with 4 starts.
- Activated from injured reserve on Nov. 17.
- Inactive for 1 game.
- 5 receptions for 48 yards (9.6 avg.) and 1 TD.

**AT N.Y. GIANTS (12/2):** 2 receptions for 5 yards (2.5 avg.) and 1 TD.

- Caught a 2-yard TD pass from QB Chase Daniel in the 1st quarter.

**VS. GREEN BAY (12/16):** 2 receptions for 39 yards (19.5 avg.).

**AT SAN FRANCISCO (12/23):** 1 reception for 4 yards.

### 2017 (CHICAGO):

- Played in 13 games with 7 starts.
- Inactive for 3 games.
- 12 receptions for 127 yards (10.6 avg.) and 3 TDs.
- 1 miscellaneous tackle.

**VS. ATLANTA (9/10):** Played but did not record any

stats.

- Made his NFL debut.

**VS. PITTSBURGH (9/24):** 1 reception for 2 yards and 1 TD.

- Caught a 2-yard TD pass from QB Matt Glennon in the 2nd quarter for his 1st career TD.
- Made his 1st NFL start.

**AT CINCINNATI (12/10):** 4 receptions for 44 yards (11.0 avg.) and 1 TD.

- Caught a 1-yard TD pass from QB Mitch Trubisky in the 4th quarter.

## BEFORE THE NFL

### COLLEGE (ASHLAND):

- Transferred from Pitt-Johnstown following his freshman season where he played basketball.

**CAREER:** Played in 31 games; 129 receptions for 1,755 yards (13.6 avg.) and 26 TDs.

- His 129 career receptions were 6th in school history.
- His 1,755 receiving yards were 10th in school history.
- Was named to the Division II All-Decade Team.

**JUNIOR (2016 AT ASHLAND):** Played in all 11 games; 57 receptions for 867 yards (15.2 avg.) and 16 TDs.

- His 57 receptions and 867 yards led all D2 tight ends.
- His 16 receiving TDs set a single-season school record.
- 1st-team Division II All-American.
- GLIAC Male Student Athlete of the Year.
- 1st-team All-GLIAC.

**SOPHOMORE (2015 AT ASHLAND):** Played in all 11 games; 70 receptions for 803 yards (11.5 avg.) and 10 TDs.

- His 70 receptions led all NCAA tight ends and ranked 3rd in school history.
- 1st-team All-GLIAC.
- 1st-team Division II All-American.

**REDSHIRT FRESHMAN (2014 AT ASHLAND):** Played in 9 games; 2 receptions for 85 yards (42.5 avg.).

**TRUE FRESHMAN (2013 AT PITT-JOHNSTOWN):** Played basketball; played in 26 games.

- Redshirted in football.

HIGH SCHOOL (BIG WALNUT HS – SUNBURY, OHIO)

- Also played basketball.

SENIOR (2012):

- All-conference.
- 2nd-team all-district.

OFF THE FIELD

PERSONAL:

- **PRONUNCIATION:** Last name is pronounced Shuh-HEEN.
- **MAJOR:** Finance.

ADAM SHAHEEN'S NFL REGULAR SEASON STATS

YEAR	TEAM	GP	GS	RECEIVING					RUSHING				
				REC	YDS	AVG	LG	TD	ATT	YDS	AVG	LG	TD
2017	CHICAGO	13	7	12	127	10.6	31	3	0	0	0.0	0	0
2018	CHICAGO	6	4	5	48	9.6	23	1	0	0	0.0	0	0
2019	CHICAGO	8	2	9	74	8.2	18	0	0	0	0.0	0	0
NFL TOTALS		27	13	26	249	9.6	31	4	0	0	0.0	0	0

ADDITIONAL STATS

Special Teams Tackles: 1 in 2019.  
Miscellaneous Tackles: 1 in 2017.

SINGLE-GAME CAREER HIGHS

Receptions: 4 Twice, last: at Cincinnati, 12/10/17  
Receiving Yards: 44 at Cincinnati, 12/10/17  
Longest Reception: 31 vs. Green Bay, 11/12/17  
Receiving TDs: 1 4 times, last: 12/2/18

2017 GAME-BY-GAME STATS (CHICAGO)

DATE	OPPONENT	P/S	REC	YDS	AVG	LG	TD
9/10	ATLANTA		0	0	0.0	-	0
9/17	at Tampa Bay		0	0	0.0	-	0
9/24	PITTSBURGH		1	2	2.0	2t	1
9/28	at Green Bay		0	0	0.0	-	0
10/9	MINNESOTA		0	0	0.0	-	0
10/15	at Baltimore		0	0	0.0	-	0
10/22	CAROLINA		0	0	0.0	-	0
10/29	at New Orleans		0	0	0.0	-	0
11/12	GREEN BAY		2	39	19.5	31	0
11/19	DETROIT		4	41	10.3	22	1
11/26	at Philadelphia		1	1	1.0	1	0
12/3	SAN FRANCISCO		0	0	0.0	-	0
12/10	at Cincinnati		4	44	11.0	18	1
12/16	at Detroit		INACTIVE				
12/24	CLEVELAND		INACTIVE				
12/31	at Minnesota		INACTIVE				
2017 TOTALS		13/7	12	127	10.6	31	3

2018 GAME-BY-GAME STATS (CHICAGO)

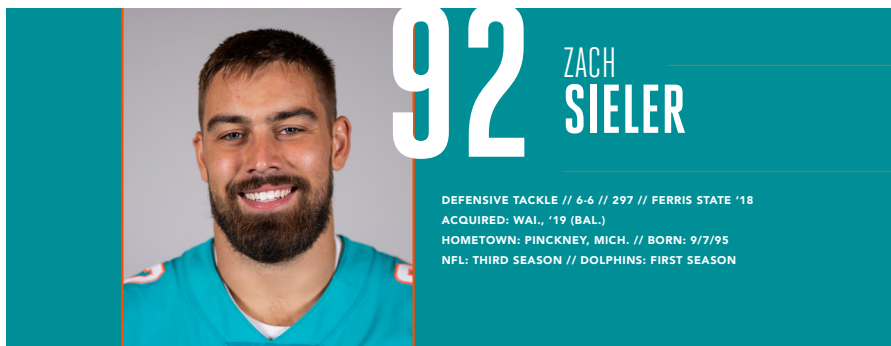
DATE	OPPONENT	P/S	REC	YDS	AVG	LG	TD
9/9	at Green Bay		INJURED RESERVE				
9/17	SEATTLE		INJURED RESERVE				
9/23	at Arizona		INJURED RESERVE				
9/30	TAMPA BAY		INJURED RESERVE				
10/14	at Miami		INJURED RESERVE				
10/21	NEW ENGLAND		INJURED RESERVE				
10/28	N.Y. JETS		INJURED RESERVE				
11/4	at Buffalo		INJURED RESERVE				
11/11	DETROIT		INJURED RESERVE				
11/18	MINNESOTA	1/1	0	0	0.0	-	0
11/22	at Detroit		INACTIVE				
12/2	at N.Y. Giants	1/0	2	5	2.5	3	1
12/9	L.A. RAMS	1/1	0	0	0.0	-	0
12/16	GREEN BAY	1/0	2	39	19.5	23	0
12/23	at San Francisco	1/1	1	4	4.0	4	0
12/30	at Minnesota	1/1	0	0	0.0	-	0
2018 TOTALS		6/4	5	48	9.6	23	1

DATE	OPPONENT	P/S	REC	YDS	AVG	LG	TD
01/06	PHILADELPHIA*	1/1	3	13	4.3	7	0

\* NFC Wild Card game

2019 GAME-BY-GAME STATS (CHICAGO)

DATE	OPPONENT	P/S	REC	YDS	AVG	LG	TD
9/5	GREEN BAY	1/1	1	6	6.0	6	0
9/15	at Denver	1/0	3	24	8.0	9	0
9/23	at Washington	1/0	1	7	7.0	7	0
9/29	MINNESOTA	1/0	2	13	6.5	8	0
10/6	at Oakland	1/0	0	0	0.0	-	0
10/20	NEW ORLEANS	1/0	2	24	12.0	18	0
10/27	L.A. CHARGERS	1/0	0	0	0.0	-	0
11/3	at Philadelphia	1/1	0	0	0.0	-	0
11/10	DETROIT		INACTIVE				
11/17	at L.A. Rams		INACTIVE				
11/24	N.Y. GIANTS		INACTIVE				
11/28	at Detroit		INACTIVE				
12/5	DALLAS		INJURED RESERVE				
12/15	at Green Bay		INJURED RESERVE				
12/22	KANSAS CITY		INJURED RESERVE				
12/29	at Minnesota		INJURED RESERVE				
2019 TOTALS		8/2	9	74	8.2	18	0



DEFENSIVE TACKLE // 6-6 // 297 // FERRIS STATE '18  
 ACQUIRED: WAL., '19 (BAL.)  
 HOMETOWN: PINCKNEY, MICH. // BORN: 9/7/95  
 NFL: THIRD SEASON // DOLPHINS: FIRST SEASON

## NFL CAREER

### TRANSACTIONS:

- Awarded off waivers to Miami on Dec. 5, 2019.
- Waived by Baltimore on Dec. 4, 2019.
- Promoted from Baltimore's practice squad on Oct. 5, 2019.
- Signed to Baltimore's practice squad on Sept. 1, 2019.
- Waived by Baltimore on Aug. 31, 2019.
- 7th-round pick (238th overall) by Baltimore in the 2018 NFL draft.

### CAREER HIGHLIGHTS:

- Played in 9 career games with 1 start.
- 12 tackles (6 solo), 1 sack and 2 passes defended.

### 2019 (BALTIMORE/MIAMI):

- Played in 3 games with 1 start with Miami.
- 8 tackles (3 solo), 1 sack and 2 passes defended with Miami.
- Inactive for 1 game with Miami.
- Awarded off waivers to Miami on Dec. 5.
- Played in 4 games with Baltimore.
- Inactive for 4 games with Baltimore.
- 3 tackles (2 solo) with Baltimore.

**AT CINCINNATI (11/10):** 1 solo tackle.

**AT N.Y. GIANTS (12/15):** 1 assisted tackle.

- Made his Dolphins debut.

**VS. CINCINNATI (12/22):** 7 tackles (3 solo), 1 sack and 2 passes defended.

- Sacked QB Andy Dalton in the 1st quarter. It was his 1st career sack.

### 2018 (BALTIMORE):

- Played in 2 games.
- Inactive for 14 games.
- 1 solo tackle.

**VS. DENVER (9/23):** Played but did not record any stats.

- Made his NFL debut.

**VS. PITTSBURGH (11/4):** 1 solo tackle.

- Made his 1st NFL tackle.

## BEFORE THE NFL

### COLLEGE (FERRIS STATE):

- 3-year starter (2014-17).
- Became the first player from his school to ever be selected in the NFL Draft.

**CAREER:** Played in 39 games with 28 starts; 176 tackles (77 solo), 33 sacks 7 forced fumbles, 4 fumble recoveries and 3 passes defended; 2 blocked kicks.

**SENIOR (2017):** Played in all 13 games; 79 tackles (32 solo), 7 sacks, 2 forced fumbles, 2 fumble recoveries and 2 passes defended; 1 blocked kick.

- 1st-team D2 All-American.
- Great Lakes Intercollegiate Conference (GLIAC) Defensive Lineman of the Year.
- 1st-team All-GLIAC.

**JUNIOR (2016):** Played in all 15 games; 80 tackles (37 solo), 19.5 sacks, 5 forced fumbles, 2 fumble recoveries and 1 pass defended; 1 blocked kick.

- 1st-team All-GLIAC.
- His 19.5 sacks were a school record and led all of NCAA Division II.

**SOPHOMORE (2015):** Played in 11 games; 17 tackles (8 solo) and 6.5 sacks.

**REDSHIRT FRESHMAN (2014):** Did not record any stats.

- Redshirted in 2013.

### HIGH SCHOOL (PINCKNEY HS - PINCKNEY, MICH.)

- Also competed in wrestling and track and field.

**SENIOR (2012):**

- All-conference.

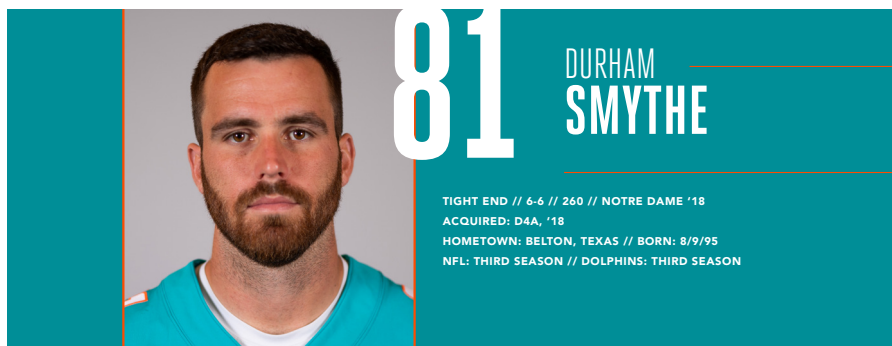
## OFF THE FIELD

### PERSONAL:

- **PRONUNCIATION:** Last name is pronounced SEE-ler.
- **MAJOR:** Mechanical engineering technology.



ZACH SIELER'S NFL REGULAR SEASON STATS																
YEAR	TEAM	GP	GS	TACKLES				SK	YDS	INT	INTERCEPTIONS				FUMBLES	
				TOT	SOLO	ASST	YDS				LG	TD	PD	FF	FR	
2018	BALTIMORE	2	0	1	1	0	0.0	0.0	0	0	0	0	0	0	0	
2019	BALTIMORE	4	0	3	2	1	0.0	0.0	0	0	0	0	0	0	0	
	MIAMI	3	1	8	3	5	1.0	8.0	0	0	0	0	2	0	0	
	NFL TOTALS	9	1	12	6	6	1.0	8.0	0	0	0	0	2	0	0	



## NFL CAREER

### TRANSACTIONS:

- 4th-round pick (123rd overall) by Miami in the 2018 NFL draft.

### CAREER HIGHLIGHTS:

- Played in 31 career games with 16 starts.
- 13 receptions for 115 yards (8.8 avg.).
- 5 kickoff returns for 45 yards (9.0 avg.).
- 6 special teams tackles (5 solo).

### 2019 (MIAMI):

- Played in all 16 games with 14 starts.
- 7 receptions for 65 yards (9.3 avg.).
- 4 kickoff returns for 45 yards (11.3 avg.).
- 6 special teams tackles (5 solo).

**VS. NEW ENGLAND (9/15):** 1 reception for 24 yards.

**VS. PHILADELPHIA (12/1):** 2 receptions for 13 yards (6.5 avg.); 1 kickoff return for 6 yards.

**VS. CINCINNATI (12/22):** 2 receptions for 18 yards (9.0 avg.); 1 solo special teams tackle.

### 2018 (MIAMI):

- Played in 15 games with 2 starts.
- Inactive for 1 game.
- 6 receptions for 50 yards (8.3 avg.).
- 1 kickoff return for 0 yards (0.0 avg.).

**AT INDIANAPOLIS (11/25):** 2 receptions for 27 yards (13.5 avg.).

- Made 1st career start.
- Made 1st career reception on a 21-yard pass from QB Ryan Tannehill.

**VS. JACKSONVILLE (12/23):** 1 reception for 9 yards (9.0 avg.).

**AT BUFFALO (12/30):** 3 receptions for 14 yards (4.7 avg.).

## BEFORE THE NFL

### COLLEGE (NOTRE DAME):

- 4-year letterman (2014-17) and 2-year starter.

**CAREER:** Played in 41 games with 28 starts; 28 receptions for 381 yards (13.6 avg.) and 6 TDs.

**SENIOR (2017):** Started all 13 games; 15 receptions for 244 yards (16.3 avg.) and 1 TD.

- Helped block for the 7th-best rushing offense in FBS (269.3 rushing yards per game), the school's best finish since 1995.

- Helped the school set a single-season rushing record with 3,503 rushing yards.

**JUNIOR (2016):** Started all 12 games; 9 receptions for 112 yards (12.4 avg.) and 4 TDs.

**SOPHOMORE (2015):** 3 starts; 3 receptions for 18 yards (6.0 avg.) and 1 TD.

**REDSHIRT FRESHMAN (2014):** Played in all 13 games; 1 reception for 7 yards.

- Redshirted in 2013.

### HIGH SCHOOL (BELTON HS – BELTON, TEXAS)

- Played defensive end as a freshman before moving to tight end.

**SENIOR (2012):** 37 receptions for 547 yards (14.8 avg.) and 6 TDs.

- 1st-team all-district.

**JUNIOR (2011):** 22 receptions for 341 yards (15.5 avg.) and 3 TDs.

- 1st-team all-district.

**SOPHOMORE (2010):** 8 receptions for 120 yards (15.0 avg.) and 2 TDs.

## OFF THE FIELD

### PERSONAL:

- **PRONUNCIATION:** Last name is pronounced sm-eye-th.
- **MAJOR:** Sociology.

DURHAM SMYTHE'S NFL REGULAR SEASON STATS													
YEAR	TEAM	GP	GS	RECEIVING					RUSHING				
				REC	YDS	AVG	LG	TD	ATT	YDS	AVG	LG	TD
2018	MIAMI	15	2	6	50	8.3	21	0	0	0	0.0	-	0
2019	MIAMI	16	14	7	65	9.3	24	0	0	0	0.0	0	0
NFL TOTALS		31	16	13	115	8.8	24	0	0	0	0.0	0	0

### ADDITIONAL STATS

**Special Teams Tackles:** 6 in 2019.  
**Miscellaneous Tackles:** 1 in 2019.  
**Kickoff Returns:** 1 for 0 yards in 2018, 4 for 45 yards in 2019 for total of 5 for 45 yards (9.0 avg.).  
**Miscellaneous Fumble Recoveries:** 1 in 2018.



# 58

## JASON STROWBRIDGE

DEFENSIVE END // 6-5 // 273 // NORTH CAROLINA '20  
 ACQUIRED: D5, '20  
 HOMETOWN: DEERFIELD BEACH, FLA. // BORN: 9/10/96  
 NFL: ROOKIE SEASON // DOLPHINS: ROOKIE SEASON

### NFL CAREER

#### TRANSACTIONS:

- 5th-round pick (154th overall) by Miami in the 2020 NFL draft.

### BEFORE THE NFL

#### COLLEGE (NORTH CAROLINA):

- 4-year letterman (2016-19) and 3-year starter.

**CAREER:** Played in 44 games with 33 starts; 126 tackles (62 solo), 11.5 sacks, 3 passes defended, 2 forced fumbles and 3 fumble recoveries; 4 blocked kicks.

**SENIOR (2019):** Started 12 games; 44 tackles (27 solo), 2.5 sacks, 1 pass defended, 1 forced fumble and 3 fumble recoveries; 2 blocked kicks.

- 3rd-team All-ACC.
- His 3 fumble recoveries tied for 1st in the ACC.

**JUNIOR (2018):** Started 11 games; 36 tackles (18 solo), 5.5 sacks and 1 pass defended; 1 blocked kick.

- Honorable mention All-ACC.

**SOPHOMORE (2017):** Played in 12 games with 9 starts; 34 tackles (12 solo), 1 sack, 1 pass defended and 1 forced fumble; 1 blocked kick.

**REDSHIRT FRESHMAN (2016):** Played in 9 games with 1 start; 12 tackles (5 solo) and 2 sacks.

- Redshirted in 2015.

#### HIGH SCHOOL (DEERFIELD BEACH HS - DEERFIELD BEACH, FLA.)

##### SENIOR (2014):

- 2nd-team all-county.

**JUNIOR (2013):** 12 sacks, 2 passes defended and 1 fumble recovery.

### OFF THE FIELD

#### PERSONAL:

- **MAJOR:** Sports administration.

### JASON STROWBRIDGE'S COLLEGE STATS

YEAR	TEAM	GP	GS	TACKLES					INTERCEPTIONS					FUMBLES	
				TOT	SOLO	ASST	SK	YDS	INT	YDS	LG	TD	PD	FF	FR
2016	NORTH CAROLINA	9	1	12	5	7	2.0	13.0	0	0	-	0	0	0	0
2017	NORTH CAROLINA	12	9	34	12	22	1.0	5.0	0	0	-	0	1	1	0
2018	NORTH CAROLINA	11	11	36	18	18	5.5	24.0	0	0	-	0	1	0	0
2019	NORTH CAROLINA	12	12	44	27	17	3.0	16.0	0	0	-	0	1	1	3
NCAA TOTALS		44	33	126	62	64	12.0	62.0	0	0	-	0	3	2	3

### ADDITIONAL STATS

**Blocked Kicks:** 1 in 2017, 1 in 2018, 2 in 2019 for total of 4.



1

TUA  
TAGOVAILOA

QUARTERBACK // 6-0 // 217 // ALABAMA '20

ACQUIRED: D1A, '20

HOMETOWN: EWA BEACH, HAWAII // BORN: 3/2/98

NFL: ROOKIE SEASON // DOLPHINS: ROOKIE SEASON

## NFL CAREER

## TRANSACTIONS:

- 1st-round pick (5th overall) by Miami in the 2020 NFL draft.

## BEFORE THE NFL

## COLLEGE (ALABAMA):

- 3-year letterman (2017-19) and 2-year starter.

**CAREER:** Played in 33 career games with 24 starts; 474-of-684 passing (69.3 pct.) for 7,442 yards and 87 TDs; 107 carries for 340 yards (3.2 avg.) and 9 TDs.

- His 87 career passing TDs set a school record.
- His 7,442 career passing yards ranked 3rd in school history.

**JUNIOR (2019):** Started 9 games; 180-of-252 passing (71.4 pct.) for 2,840 yards and 33 TDs; 23 carries for 17 yards (0.7 avg.) and 2 TDs.

- Co-Polynesian Player of the Year.
- Won the Bobby Bowden Award (Division I player who epitomizes a student-athlete from a faith perspective).
- 2nd-team All-SEC.

**SOPHOMORE (2018):** Started all 15 games; 245-of-355 passing (69.0 avg.) for 3,966 yards and 43 TDs; 57 carries for 190 yards (3.3 avg.) and 5 TDs.

- His 43 TD passes were a single-season school record.
- His 3,966 passing yards were a single-season school record.
- His 245 completions ranked 4th in school history.
- His 48 total TDs led the SEC and ranked 2nd nationally.
- Consensus All-American.
- Walter Camp Player of the Year.
- Won the Maxwell Award (nation's top all-around

player.

- Sporting News National Player of the Year.
- SEC Offensive Player of the Year.
- 1st-team All-SEC.
- Finalist for the Davey O'Brien Award (best quarterback).

**TRUE FRESHMAN (2017):** Played in 9 games; 49-of-77 passing (63.6 pct.) and 11 TDs; 27 carries for 133 yards (4.9 avg.) and 2 TDs.

- Entered the game in the 2nd half and helped team erase 13-0 to win the College Football Playoff National Championship.
- College Football Playoff National Championship Offensive MVP.

## HIGH SCHOOL (SAINT LOUIS SCHOOL – HONOLULU, HAWAII)

**CAREER:** 8,158 passing yards and 84 TDs; 1,727 rushing yards and 27 TDs.

- His 8,158 passing yards were a new Hawaii high school record.

**SENIOR (2016):** 3,932 passing yards and 43 TDs.

- Hawaii Gatorade Player of the Year.
- Won a state championship.

## OFF THE FIELD

## COMMUNITY:

- In 2020, established a \$300,000 permanent scholarship endowment at his high school alma mater, Saint Louis School in Honolulu, Hawaii.

## PERSONAL:

- **PRONUNCIATION:** Name is pronounced TWO-uh TUNG-oh-vai-LOA.
- **MAJOR:** Communication studies.

TUA TAGOVAILOA'S COLLEGE PASSING STATS													
YEAR	TEAM	GP	GS	ATT	CMP	PCT	YDS	Y/A	TD	INT	LG	SK/YDS	EFFIC
2017	ALABAMA	9	0	77	49	63.6	636	8.3	11	2	60t	2/18	175.0
2018	ALABAMA	15	15	355	245	69.0	3,966	11.2	43	6	81t	12/108	199.4
2019	ALABAMA	9	9	252	180	71.4	2,840	11.3	33	3	85t	10/63	206.9
NCAA TOTALS		33	24	684	474	69.3	7,442	10.9	87	11	85t	24/189	199.4

TUA TAGOVAILOA'S COLLEGE RUSHING/RECEIVING STATS													
YEAR	TEAM	GP	GS	RUSHING					RECEIVING				
				ATT	YDS	AVG	LG	TD	REC	YDS	AVG	LG	TD
2017	ALABAMA	9	0	27	133	4.9	23t	2	0	0	0.0	-	0
2018	ALABAMA	15	15	57	190	3.3	44t	5	0	0	0.0	-	0
2019	ALABAMA	9	9	23	17	3.2	25t	2	0	0	0.0	-	0
NCAA TOTALS		33	24	107	340	3.2	44t	9	0	0	0.0	-	0



43

ANDREW  
VAN GINKEL

LINEBACKER // 6-4 // 242 // WISCONSIN '19

ACQUIRED: D5, '19

HOMETOWN: ROCK VALLEY, IOWA // BORN: 7/1/95

NFL: SECOND SEASON // DOLPHINS: SECOND SEASON

## NFL CAREER

## TRANSACTIONS:

- 5th-round pick (151st overall) by Miami in the 2019 NFL draft.

## CAREER HIGHLIGHTS:

- Played in 6 career games with 1 start.
- 11 tackles (9 solo), 1 sack and 1 fumble recovery.
- 4 special teams tackles (2 solo).

## 2019 (MIAMI):

- Played in 6 games with 1 start.
- 11 tackles (9 solo), 1 sack and 1 fumble recovery.
- 4 special teams tackles (2 solo).
- Activated off injured reserve on Nov. 20.
- Missed the first 10 games of the season after being placed on injured reserve on Sept. 6.

**AT CLEVELAND (11/25):** 1 assisted tackle; 1 solo special teams tackle.

- Made his NFL debut.

**AT N.Y. JETS (12/8):** 2 tackles (1 solo) and 1 sack; 1 assisted special teams tackle.

- Sacked QB Sam Darnold for a loss of 8 yards on the final possession of the game.
- It was his 1st career sack.

**AT NEW ENGLAND (12/29):** 6 solo tackles.

## BEFORE THE NFL

## COLLEGE (WISCONSIN):

- 2-year letterman (2017-18) and 1-year starter.
- Transferred from Iowa Western Community College following his sophomore season (2016).
- Transferred from South Dakota following his redshirt freshman season (2015).

**CAREER (AT WISCONSIN):** Played in 27 games with 10 starts; 99 tackles (64 solo), 12 sacks, 7 passes defended, 2 interceptions, 7 passes defended, 4 forced fumbles and 1 fumble recovery; 1 blocked kick.

**SENIOR (2018 AT WISCONSIN):** Played in all 13 games with 10 starts; 60 tackles (38 solo), 5.5 sacks, 3 passes defended and 2 forced fumbles; 1 blocked kick.

- 3rd-team All-Big Ten.
- His 5.5 sacks led the team.

**JUNIOR (2017 AT WISCONSIN):** Played in all

14 games; 39 tackles (26 solo), 6.5 sacks, 2 interceptions, 4 passes defended, 2 forced fumbles and 1 fumble recovery.

- Helped the defense lead the nation in pass efficiency allowed (94.6 yards allowed per game) and rank 2nd in total defense (262.1 yards allowed per game).

**SOPHOMORE (2016 AT IOWA WESTERN CC):**

Started all 11 games; 50 tackles (18 solo), 3.5 sacks, 1 interception, 1 pass defended and 1 fumble recovery.

**REDSHIRT FRESHMAN (2015 AT SOUTH**

**DAKOTA):** Started all 11 games at defensive end; 56 tackles (40 solo), 9 sacks, 2 passes defended, 2 forced fumbles and 3 fumble recoveries; 1 blocked kick.

- 1st-team All-Missouri Valley Football Conference (MVFC).
- MVFC Freshman of the Year.
- Redshirted in 2014.

## HIGH SCHOOL (BAYDEN HULL/ROCK VALLEY HS – ROCK VALLEY, IOWA)

- Played quarterback and defensive back.
- Also lettered in basketball and track.

**CAREER:** 176 tackles, 10 interceptions and 10 fumble recoveries.

**SENIOR (2014):** 1,466 passing yards and 17 TDs; 1,413 rushing yards and 15 TDs; 95 tackles.

- 1st-team all-state at defensive back.

## OFF THE FIELD

## COMMUNITY:

- In 2019, collaborated with fellow Dolphins rookies and Neighbors4Neighbors to sponsor four South Florida families with holiday gifts and game tickets.
- Helped distribute 500 Thanksgiving meals purchased through player donations to local South Florida families.
- Volunteered with Feeding South Florida to pack food for local families.
- Volunteered to take local elementary students Halloween costume shopping in Aventura.

## PERSONAL:

- **MAJOR:** Agricultural business management.

ANDREW VAN GINKEL'S NFL REGULAR SEASON STATS

YEAR	TEAM			TACKLES					INTERCEPTIONS					FUMBLES	
		GP	GS	TOT	SOLO	ASST	SK	YDS	INT	YDS	LG	TD	PD	FF	FR
2019	MIAMI	6	1	11	9	2	1.0	8.0	0	0	0	0	0	0	1
NFL TOTALS		6	1	11	9	2	1.0	8.0	0	0	0	0	0	0	1


ADDITIONAL STATS

Special Teams Tackles: 4 in 2019.

SINGLE-GAME CAREER HIGHS

Tackles: 6 at New England , 12/29/19  
Sacks: 1.0 at N.Y. Jets, 12/8/19  
Fumble Recoveries: 1 vs. Cincinnati, 12/22/19





53

KYLE  
VAN NOY

LINEBACKER // 6-3 // 250 // BRIGHAM YOUNG '14

ACQUIRED: UFA, '20 (NE)

HOMETOWN: RENO, NEV. // BORN: 3/26/91

NFL: SEVENTH SEASON // DOLPHINS: FIRST SEASON

## NFL CAREER

## TRANSACTIONS:

- Signed by Miami as an unrestricted free agent from New England on March 21, 2020.
- Traded from Detroit to New England on Oct. 25, 2016.
- 2nd-round pick (40th overall) by Detroit in the 2014 NFL draft.

## CAREER HONORS:

- AFC Defensive Player of the Week (at Buffalo, 9/29/19).

## CAREER HIGHLIGHTS:

- Played in 81 career games with 52 starts.
- 279 tackles (192 solo), 17.5 sacks, 2 interceptions, 10 passes defended, 5 forced fumbles and 4 fumble recoveries; 2 fumble returns for TDs; 1 blocked punt return for a TD.
- 10 special teams tackles (8 solo).
- Appeared in 10 postseason games with 7 starts with New England.
- Appeared in 1 postseason game with Detroit.
- Won Super Bowls LI and LIII with New England.

## 2019 (NEW ENGLAND):

- Started 15 games.
- Inactive for 1 game.
- 56 tackles (41 solo), 6.5 sacks, 3 passes defended, 3 forced fumbles and 2 fumble recoveries.
- 1 fumble return for a TD.
- Helped the defense lead the NFL in fewest total yards allowed per game (275.9) and points allowed per game (14.1).

**AT BUFFALO (9/29):** 8 tackles (6 solo), 2 sacks and 2 forced fumbles.

- Strip-sacked QB Josh Allen in the 1st quarter.
- Sacked QB Josh Allen again on 3rd-and-5 in the 2nd quarter forcing Buffalo to punt.
- Strip-sacked QB Matt Barkley for a loss of 9 yards in the 4th quarter.

**VS. N.Y. GIANTS (10/10):** 2 tackles (1 solo), 1 sack and 1 fumble recovery; 1 fumble return for a TD.

- Recovered a fumble by RB Jon Hilliman and returned it 22 yards for a TD in the 4th quarter.

**AT PHILADELPHIA (11/17):** 5 solo tackles and 1 sack.

- Sacked QB Carson Wentz on 3rd-and-5 in the

2nd quarter.

## POSTSEASON:

**AFC WILD CARD VS. TENNESSEE (1/4):** 5 tackles (4 solo), 1 sack and 1 forced fumble.

- Strip-sacked QB Ryan Tannehill in the 3rd quarter.

## HONORS:

- AFC Defensive Player of the Week (at Buffalo, 9/29).

## 2018 (NEW ENGLAND):

- Started all 16 games.
- 89 tackles (54 solo), 3.5 sacks, 2 passes defended, 1 forced fumble and 2 fumble recoveries.
- 3 special teams tackles (1 solo).
- 1 fumble return for a TD.
- 1 blocked punt return for a TD.
- His 89 tackles led the team.

**AT CHICAGO (10/21):** 6 solo tackles; 1 blocked punt return for a TD.

- Recovered a blocked punt and returned it 29 yards for a TD in the 3rd quarter.

**AT BUFFALO (10/29):** 8 tackles (7 solo), 2 sacks and 1 forced fumble.

- Strip-sacked QB Derek Anderson in the 3rd quarter and the fumble was recovered by S Patrick Chung.
- Sacked QB Derek Anderson again in the 4th quarter.

**VS. N.Y. JETS (12/30):** 3 tackles and 1 fumble recovery; 1 fumble return for a TD.

- Recovered a fumble by QB Sam Darnold and returned it 46 yards for a TD.

## POSTSEASON:

**AFC DIVISIONAL VS. L.A. CHARGERS (1/13):** 4 solo tackles and 1 pass defended.

**AFC CHAMPIONSHIP AT KANSAS CITY (1/20):** 10 tackles (8 solo), 2 sacks and 1 forced fumble.

- Sacked QB Patrick Mahomes on 3rd-and-10 in the 1st quarter.
- Strip-sacked QB Patrick Mahomes in the 2nd quarter.

**SUPER BOWL LIII VS. L.A. RAMS:** 3 solo tackles and 1 sack; 1 solo special teams tackle.

- Sacked QB Jared Goff on 3rd-and-2 in the 2nd quarter.

## 2017 (NEW ENGLAND):

- Played in 13 games with 12 starts.

- Inactive for 3 games.
- 73 tackles (58 solo), 5.5 sacks and 2 passes defended.

**VS. HOUSTON (9/24):** 11 tackles (9 solo).

**AT N.Y. JETS (10/15):** 7 tackles (6 solo) and 2 sacks.

- Sacked QB Josh McCown on 3rd-and-2 in the 2nd quarter forcing the Jets to punt.
- Sacked QB Josh McCown again on 3rd-and-10 in the 4th quarter.

**VS. MIAMI (11/26):** 6 tackles (4 solo) and 1 sack.

- Sacked QB Matt Moore in the 4th quarter.

#### POSTSEASON:

**AFC DIVISIONAL VS. TENNESSEE (1/13):** 2 solo tackles.

**AFC CHAMPIONSHIP VS. JACKSONVILLE (1/21):** 9 tackles (5 solo), 1 sack, 1 pass defended and 1 forced fumble.

- Strip-sacked QB Blake Bortles in the 4th quarter.

**SUPER BOWL LII VS. PHILADELPHIA (2/4):** 5 tackles (4 solo).

### 2016 (DETROIT/NEW ENGLAND):

- Played in 7 games with 2 starts with New England.
- Inactive for 2 games with New England.
- 27 tackles (9 solo), 1 sack, 1 interception, 2 passes defended and 1 forced fumble.
- 2 solo special teams tackles with New England.
- Traded from Detroit to New England on Oct. 25.
- Started 7 games with Detroit.
- 23 tackles (21 solo) and 1 pass defended with Detroit.

**AT SAN FRANCISCO (11/20):** 3 tackles (1 solo) and 1 sack.

- Sacked QB Colin Kaepernick on 3rd-and-8 in the 2nd quarter forcing Carolina to punt.
- Made his Patriots debut.

**VS. L.A. RAMS (12/4):** 4 solo tackles, 1 interception and 1 pass defended; 1 solo special teams tackle.

- Intercepted QB Jared Goff in the 3rd quarter.

- It was his 1st career interception.

**AT DENVER (12/18):** 6 tackles (4 solo) and 1 forced fumble.

- Forced a WR Jordan Norwood fumble that was recovered by DB Devin McCourty in the 4th quarter that sealed the game.

#### POSTSEASON:

**AFC DIVISIONAL VS. HOUSTON (1/14):** 2 solo tackles and 1 pass defended.

**AFC CHAMPIONSHIP VS. PITTSBURGH (1/22):** 4 solo tackles and 1 forced fumble.

- Forced a WR Eli Rogers fumble that was recovered by LB Rob Ninkovich in the 3rd quarter to set up a New England TD drive.

**SUPER BOWL LI VS. ATLANTA (2/5):** 1 assisted tackle and 0.5 sacks.

- Split a sack with DE Trey Flowers on QB Matt Ryan on 3rd-and-11 in the 4th quarter.

### 2015 (DETROIT):

- Played in 15 games.
- Inactive for 1 game.
- 7 tackles (5 solo) and 1 sack.
- 3 solo special teams tackles.

**VS. MINNESOTA (10/25):** 1 solo tackle and 1 sack; 1 solo special teams tackle.

- Sacked QB Teddy Bridgewater in the 1st quarter.
- It was his 1st career sack.

**VS. PHILADELPHIA (11/26):** 2 solo tackles; 1 special teams tackle.

**AT NEW ORLEANS (12/21):** 1 solo tackle.

### 2014 (DETROIT):

- Played in 8 games.
- Missed the first 8 games after being placed on injured reserve on Sept. 3 and activated on Nov. 3.
- 4 solo tackles.
- 2 solo special teams tackles.

**VS. MIAMI (11/9):** 1 solo tackle; 1 solo special teams tackle.

- Made his NFL debut.

**AT ARIZONA (11/16):** 1 solo tackle.

**AT CHICAGO (12/21):** 1 solo tackle.

#### POSTSEASON:

**NFC WILD CARD AT DALLAS (1/4):** Played but did not record any stats.

## BEFORE THE NFL

### COLLEGE (BRIGHAM YOUNG):

- 4-year letterman (2010-13) and 3-year starter.

**CAREER:** Played in all 52 games with 36 starts; 223 tackles (152 solo), 25 sacks, 7 interceptions, 24 passes defended, 11 forced fumbles and 2 fumble recoveries; 3 interception returns for TDs; 2 fumble recoveries for TDs; 2 punt returns for 39 yards (19.5 avg.); 3 blocked kicks.

**SENIOR (2013):** Started all 13 games; 67 tackles (41 solo), 4 sacks, 2 interceptions and 9 passes defended; 1 interception return for a TD.

- Independent Defensive Player of the Year.
- 2nd-team All-American.
- 1st-team All-Independent.
- His 4 sacks and 2 interceptions tied for the team lead.

**JUNIOR (2012):** Started all 13 games; 52 tackles (37 solo), 13 sacks, 2 interceptions, 7 passes defended and 6 forced fumbles; 2 interception returns for TDs; 1 punt return for 8 yards (8.0 avg.); 2 blocked kicks.

- College Football Performance Awards National Defensive Player of the Year.
- 2nd-team All-American.
- Led the team with 13 sacks and 6 forced fumbles..

**SOPHOMORE (2011):** Played in all 13 games with 8 starts; 68 tackles (50 solo), 6 sacks, 3 interceptions, 6 passes defended, 3 forced fumbles and 1 fumble recovery; 1 punt return for 31 yards (31.0 avg.); 1 blocked kick; 1 fumble recovery TD.

- 1st-team All-Independent.
- His 7 sacks led the team and his 3 interceptions tied for the team lead.

**TRUE FRESHMAN (2010):** Played in all 13 games with 2 starts; 36 tackles (24 solo), 2 sacks, 2 passes defended, 2 forced fumbles and 1 fumble recovery; 1 fumble recovery TD.

### HIGH SCHOOL (ROBERT McQUEEN HS - RENO, NEV.)

- Played wide receiver and linebacker.
- Also lettered in basketball, baseball and track.

**SENIOR (2008):** 79 tackles (55 solo), 14 sacks, 1 interception, 6 forced fumbles and 4 fumble recoveries; 1 interception return for a TD; 35 receptions for 731 yards (20.9 avg.) and 18 TDs; 10 carries for 121 yards (12.1 avg.).

- 1st-team all-state.
- Helped lead team to 14-0 record and state championship.

**JUNIOR (2007):** 69 tackles, 2 interceptions, 7 sacks and 7 forced fumbles; 805 receiving yards and 13 TDs.

## OFF THE FIELD

### COMMUNITY:

- In 2014, established the Van Noy Valor Foundation with wife, Marissa, to support adopted children, those in foster care and disadvantaged youth and encourage success through resources, mentors and opportunities.

### PERSONAL:

- **MAJOR:** History.

### KYLE VAN NOY'S NFL REGULAR SEASON STATS

YEAR	TEAM	GP	GS	TACKLES					INTERCEPTIONS					FUMBLES	
				TOT	SOLO	ASST	SK	YDS	INT	YDS	LG	TD	PD	FF	FR
2014	DETROIT	8	0	4	4	0	0.0	0.0	0	0	0	0	0	0	
2015	DETROIT	15	0	7	5	2	1.0	1.0	0	0	0	0	0	0	
2016	DETROIT	7	7	23	21	2	0.0	0.0	0	0	0	0	1	0	
	NEW ENGLAND	7	2	27	9	18	1.0	8.0	1	0	0	0	2	1	
2017	NEW ENGLAND	13	12	73	58	15	5.5	33.5	0	0	0	0	2	0	
2018	NEW ENGLAND	16	16	89	54	35	3.5	28.0	1	0	0	0	2	1	
2019	NEW ENGLAND	15	15	56	41	15	6.5	42.5	0	0	0	0	3	2	
NFL TOTALS		81	52	279	192	87	17.5	113.0	2	0	0	0	10	5	

### KYLE VAN NOY'S NFL PLAYOFF STATS

YEAR	TEAM	GP	GS	TACKLES					INT	INTERCEPTIONS				FUMBLES	
				TOT	SOLO	ASST	SK	YDS		YDS	LG	TD	PD	FF	FR
2014	DETROIT	1	0	0	0	0	0.0	0.0	0	0	0	0	0	0	0
2016	NEW ENGLAND	3	0	7	6	1	0.5	4.5	0	0	0	0	1	1	0
2017	NEW ENGLAND	3	3	16	11	5	1.0	9.0	0	0	0	0	1	1	0
2018	NEW ENGLAND	3	3	17	15	2	3.0	43.0	0	0	0	0	1	1	0
2019	NEW ENGLAND	1	1	5	4	1	1.0	5.0	0	0	0	0	0	1	0
NFL TOTALS		11	7	45	36	9	5.5	61.5	0	0	0	0	3	4	0

### ADDITIONAL STATS

**Defensive Touchdowns:** (New England) 29-yard blocked punt return at Chicago (10/21/18); 46-yard fumble return vs. N.Y. Jets (12/30/18); 22-yard fumble return vs. N.Y. Giants (10/10/19).

**Special Teams Tackles:** (Detroit) 2 in 2014, 3 in 2015, (New England) 2 in 2016, 3 in 2018 for total of 10 (P-1).

### SINGLE-GAME CAREER HIGHS

**Tackles:** 12 at Tennessee, 11/11/18

**Sacks:** 2 4 times, last: at Buffalo, 9/29/19

**Interceptions:** 1 Twice, last: at Jacksonville, 9/16/18

**Passes Defensed:** 1 13 times, last: at Washington, 10/6/19

**Forced Fumbles:** 2 at Buffalo, 9/29/19

**Fumble Recovery:** 1 4 times, last: at N.Y. Jets, 10/21/19



DEFENSIVE TACKLE // 6-4 // 315 // CLEMSON '19  
 ACQUIRED: D1, '19  
 HOMETOWN: SPRINGFIELD, MASS. // BORN: 12/20/95  
 NFL: SECOND SEASON // DOLPHINS: SECOND SEASON

## NFL CAREER

### TRANSACTIONS:

- 1st-round pick (13th overall) by Miami in the 2019 NFL draft.

### CAREER HIGHLIGHTS:

- Played in 16 career games with 14 starts.
- 56 tackles (30 solo), 2 sacks and 2 passes defended.
- 1 reception for 1 yard and 1 TD.
- His 56 tackles in 2019 were the most by any rookie defensive lineman in the league that season:

2019 NFL TACKLES LEADERS (ROOKIE DEFENSIVE LINEMEN)				
PLAYER	TEAMS	TOT	SOLO	ASST
1. CHRISTIAN WILKINS	MIA.	56	30	26
2. Nick Bosa	SF	47	32	15
3. Maxx Crosby	Oak.	46	35	11
4. Josh Allen	Jax.	44	31	13
5. Ed Oliver	Buf.	43	24	19

- His 56 tackles in 2019 were the 5th-most by an NFL rookie defensive lineman since 2015.
- His 56 tackles in 2019 were tied for the 5th-most by any defensive tackle in the NFL that season:

2019 NFL TACKLES LEADERS (DEFENSIVE TACKLES)				
PLAYER	TEAM	TOT	SOLO	ASST
1. Cameron Heyward	Pit.	83	51	32
2. Davon Godchaux	Mia.	75	33	42
3. Grady Jarrett	Atl.	69	38	31
4. Sheldon Richardson	Cle.	62	43	19
5. CHRISTIAN WILKINS	MIA.	56	30	26
6. Tyeler Davison	Atl.	55	26	29

### 2019 (MIAMI):

- Played in all 16 games with 14 starts.
- 56 tackles (30 solo), 2 sacks and 2 passes defended.
- 1 reception for 1 yard and 1 TD.
- His 56 tackles were the most by any rookie defensive lineman in the league.
- His 56 tackles were the 5th-most by an NFL rookie defensive lineman since 2015.
- His 56 tackles were the 5th-most by any defensive tackle in the NFL.

### VS. N.Y. JETS (11/3): 5 tackles (3 solo) and 1 sack.

- Sacked QB Sam Darnold on 3rd-and-3 forcing a Jets missed field goal.
- It was his 1st career sack.

### AT CLEVELAND (11/24): 6 tackles (3 solo).

### VS. CINCINNATI (12/22): 3 solo tackles and 1 sack; 1 reception for 1 yard and 1 TD.

- Scored a 1-yard TD on Miami's first possession. He caught a pass out of the backfield and recovered his own fumble in the end zone for the score. It was the 1st reception and TD of his career.
- Is the 2nd Dolphins defensive player ever to catch a touchdown (Vern den Herder).
- Is just the 3rd player NFL player in the 2010s decade to catch a TD and record a sack on the same game (Vita Veia and J.J. Watt).
- Sacked QB Andy Dalton in the 3rd quarter.

## BEFORE THE NFL

### COLLEGE (CLEMSON):

- 4-year letterman (2015-18) and 3-year starter.
- CAREER: Played in all 59 games with 45 starts; 191 tackles (94 solo), 16 sacks, 16 passes defended, 2 forced fumbles and 4 fumble recoveries; 2 blocked kicks; 4 carries for 13 yards (3.3 avg.) and 2 TDs; 2 receptions for 32 yards (16.0 avg.) and 1 TD.
- Finished his career tied for the most games played in school history (59).
- 1 of 4 players in school history to earn All-American honors in 3 different seasons.

### SENIOR (2018): Started all 15 games; 50 tackles (26 solo), 6 sacks, 2 passes defended, 1 forced fumble and 2 fumble recoveries; 1 blocked kick; 3 carries for 3 yards (1.0 avg.) and 2 TDs.

- Won the William V. Campbell Trophy (nation's best scholar-athlete) and became the 1st player in school history to win the award.
- Unanimous 1st-team All-American.
- 1st-team All-ACC.
- Finalist for the Chuck Bednarik Award (nation's top defensive player).
- Finalist for the Bronko Nagurski Trophy (best defensive player).
- Finalist for the Outland Trophy (nation's best interior lineman).
- Finalist for the Lombardi Award (based on performance, leadership, character and resiliency).
- Finalist for the Lott IMPACT Trophy (best defensive player in character and performance).
- Finalist for the Senior CLASS Award (most outstanding senior).

- Helped his team win the College Football Playoff National Championship.
- Voted a team captain.

**JUNIOR (2017):** Started all 14 games; 60 tackles (26 solo), 4.5 sacks and 4 passes defended.

- Won the Bill Willis Award (nation's best defensive lineman).
- 1st-team All-American.
- 1st-team All-ACC.
- Served as a team captain.

**SOPHOMORE (2016):** Started all 15 games; 48 tackles (24 solo), 3.5 sacks, 10 passes defended and 2 fumble recoveries; 1 blocked kick; 1 carry for 10 yards; 1 reception for 1 yard and 1 TD.

- 1st-team All-American.
- 2nd-team All-ACC.
- Finalist for the Bronko Nagurski Trophy (nation's best defensive player).
- Helped his team win the College Football Playoff National Championship.

**TRUE FRESHMAN (2015):** Played in all 15 games with 1 start; 33 tackles (18 solo), 2 sacks and 1 forced fumble; 1 reception for 31 yards.

- Freshman All-American.

## HIGH SCHOOL (SUFFIELD ACADEMY – SUFFIELD, CT.)

- Also lettered in basketball.

**CAREER:** Played in 35 games; 253 tackles, 28.5 sacks and 6 fumble recoveries.

**SENIOR (2014):** 71 tackles, 8 sacks and 4 forced fumbles.

**JUNIOR (2013):** 57 tackles.

**SOPHOMORE (2012):** 12 receptions for 209 yards (17.4 avg.) and 2 TDs.

## OFF THE FIELD

### COMMUNITY:

- Rode the 25-mile Fort Lauderdale Ride in the 2020 Dolphins Cancer Challenge.
- In 2019, along with fellow Dolphins rookies, collaborated with Neighbors4Neighbors to sponsor four South Florida families with holiday gifts and game tickets.
- Delivered Thanksgiving meals to local families in need with the Fort Lauderdale Police Department through Football Unites.
- Visited children at Alex's Place at Sylvester Comprehensive Cancer Center.
- Volunteered with Big Brothers Big Sisters of Miami for the Top Golf event through Football Unites.
- Delivered and assembled beds for two South Florida families in need in partnership with Ashley HomeStore.
- Spent time with 80 local youth from the His House Children's Home, a Miami Gardens foster care residential facility, and shopped for back-to-school shoes at DSW Designer Shoe Warehouse.
- Surprised 100 underprivileged kids in South Florida with brand new beds in partnership with Ashley HomeStore and helped host the 3rd annual Hope to Dream Sleepover at the Baptist Health Training Facility.

### PERSONAL:

- **GRADUATE DEGREE:** Athletic leadership.
- **MAJOR:** Communication.

## CHRISTIAN WILKINS' NFL REGULAR SEASON STATS

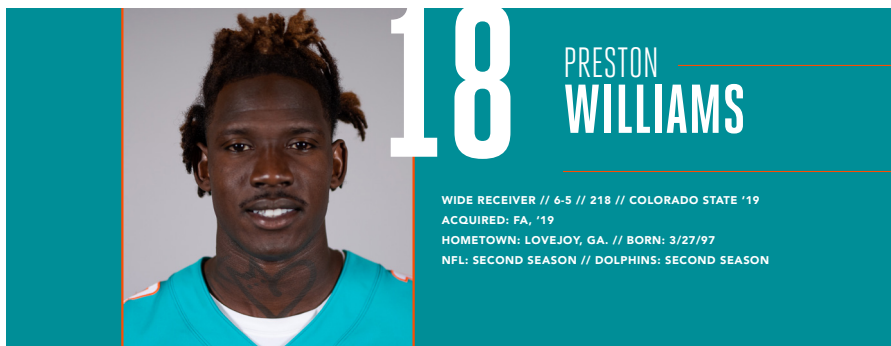
YEAR	TEAM	GP	GS	TACKLES				SK	YDS	INTERCEPTIONS					FUMBLES	
				TOT	SOLO	ASST				INT	YDS	LG	TD	PD	FF	FR
2019	MIAMI	16	14	56	30	26	2.0	14.0		0	0	0	0	2	0	0
NFL TOTALS		16	14	56	30	26	2.0	14.0		0	0	0	0	2	0	0

### ADDITIONAL STATS

**Receiving:** 1 for 1 yard and 1 TD in 2019.

### SINGLE-GAME CAREER HIGHS

**Tackles:** 6 at Cleveland, 11/24/19  
**Sacks:** 1.0 Twice, last: vs. Cincinnati, 12/22/19  
**Passes Defended:** 1 Twice, last: vs. Philadelphia, 12/1/19



## NFL CAREER

### TRANSACTIONS:

- Signed by Miami as an undrafted college free agent on May 9, 2019.

### CAREER HIGHLIGHTS:

- Played in 8 career games with 7 starts.
- 32 receptions for 428 yards (13.4 avg.) and 3 TDs.
- 10 punt returns for 115 yards (11.5 avg.).

### 2019 (MIAMI):

- Played in 8 games with 7 starts.
- Missed the rest of the season after being placed on injured reserve on Nov. 5.
- 32 receptions for 428 yards (13.4 avg.) and 3 TDs; 10 punt returns for 115 yards (11.5 avg.).

**VS. BALTIMORE (9/8):** 3 receptions for 24 yards (8.0 avg.) and 1 TD.

- Caught a 6-yard TD pass from QB Ryan Fitzpatrick in the 2nd quarter.
- Became the 2nd undrafted rookie in team history to score in a season opener (WR Andre Brown, Sept. 10, 1989 vs. Buffalo).
- Made his NFL debut.

**AT BUFFALO (10/20):** 6 receptions for 82 yards (13.7 avg.); 1 punt return for 19 yards.

**VS. N.Y. JETS (11/3):** 5 receptions for 72 yards (14.4 avg.) and 2 TDs; 2 punt returns for 19 yards (9.5 avg.).

- Caught a 12-yard TD pass from QB Ryan Fitzpatrick in the 2nd quarter to tie the game at 7.
- Caught a 5-yard TD pass from QB Ryan Fitzpatrick in the 2nd quarter to put Miami up 21-7.
- Became the 4th Dolphins rookie to catch multiple TDs in a game and 1st since 2014 (Jarvis Landry).

## BEFORE THE NFL

### COLLEGE (COLORADO STATE):

- 1-year starter (2018).
- Transferred from Tennessee following his sophomore season (2016).

**CAREER:** Played in all 12 games with 10 starts at Colorado State; 96 receptions for 1,345 yards (14.0 avg.) and 14 TDs; 4 carries for 13 yards (3.3 avg.); 6 kickoff returns for 119 yards (19.8 avg.); 2 punt returns for 1 yard (0.5 avg.).

- Played in 15 games with 3 starts at Tennessee; 16

receptions for 247 yards (15.4 avg.) and 2 TDs.

**JUNIOR (2018 AT COLORADO STATE):** Played in all 12 games with 10 starts; 96 receptions for 1,345 yards (14.0 avg.) and 14 TDs; 4 carries for 13 yards (3.3 avg.); 6 kickoff returns for 119 yards (19.8 avg.); 2 punt returns for 1 yard (0.5 avg.).

- 2nd-team All-American.
- 1st-team All-Mountain West.
- His 96 receptions ranked 3rd in FBS and tied for 2nd in single-season school history.
- His 14 receiving TDs were tied for 3rd in FBS and tied for 2nd in single-season school history.
- His 1,345 receiving yards ranked 4th in FBS and 3rd in single-season school history.

**REDSHIRT JUNIOR (2017 AT COLORADO STATE):**

Sat out season under NCAA guidelines following transfer.

- Lettered in track and field.
- All-Mountain West in the indoor triple jump.

**SOPHOMORE (2016 AT TENNESSEE):** Played in 7 games with 2 starts; 9 receptions for 89 yards (9.9 avg.).

**TRUE FRESHMAN (2015 AT TENNESSEE):** Played in 8 games with 1 start; 7 receptions for 158 yards (22.6 avg.) and 2 TDs.

## HIGH SCHOOL (LOVEJOY HS – LOVEJOY, GA.)

- Played wide receiver and defensive back.
- Also lettered in track and field.
- Won the state title in the long jump his senior year.

**CAREER:** 99 receptions for 2,318 yards (23.4 avg.) and 27 TDs combined over junior and senior seasons.

**SENIOR (2014):**

- 1st-team all-state.

**JUNIOR (2013):** 3 punt return TDs and 2 interceptions returned for TDs.

- 1st-team all-state.
- State offensive player of the year.

## OFF THE FIELD

### COMMUNITY:

- In 2019, along with fellow Dolphins rookies, collaborated with Neighbors4Neighbors to sponsor four South Florida families with holiday gifts and game tickets.
- Volunteered with Feeding South Florida in

partnership with Football Unites to pack food for local families.

PERSONAL:  
• MAJOR: Theatre.

PRESTON WILLIAMS' NFL REGULAR SEASON STATS													
YEAR	TEAM			RECEIVING					RUSHING				
		GP	GS	REC	YDS	AVG	LG	TD	ATT	YDS	AVG	LG	TD
2019	MIAMI	8	7	32	428	13.4	35	3	0	0	0.0	0	0
NFL TOTALS		8	7	32	428	13.4	35	3	0	0	0.0	0	0

PRESTON WILLIAMS' NFL REGULAR SEASON RETURNING STATS												
YEAR	TEAM	KICKOFF RETURN					PUNT RETURN					
		KR	YDS	AVG	LG	TD	PR	FC	YDS	AVG	LG	TD
2019	MIAMI	0	0	0.0	0	0	10	5	115	11.5	21	0
NFL TOTALS		0	0	0.0	0	0	10	5	115	11.5	21	0

ADDITIONAL STATS	
Miscellaneous Tackles: 2 in 2019.	

SINGLE-GAME CAREER HIGHS		
Receptions:	6	at Buffalo, 10/20/19
Receiving Yards:	82	at Buffalo, 10/20/19
Longest Reception:	35	at Buffalo, 10/20/19
Receiving TDs:	2	vs. N.Y. Jets, 11/3/19

2019 GAME-BY-GAME STATS (MIAMI)							
DATE	OPPONENT	P/S	REC	YDS	AVG	LG	TD
09/08	BALTIMORE	1/1	3	24	8.0	11	1
09/15	NEW ENGLAND	1/1	4	63	15.8	17	0
09/22	at Dallas	1/1	4	68	17.0	25	0
09/29	L.A. CHARGERS	1/1	4	46	11.5	25	0
10/13	WASHINGTON	1/1	2	31	15.5	21	0
10/20	at Buffalo	1/1	6	82	13.7	35	0
10/28	at Pittsburgh	1/1	4	42	10.5	14	0
11/03	N.Y. JETS	1/0	5	72	14.4	26	2
11/10	at Indianapolis		INJURED RESERVE				
11/17	BUFFALO		INJURED RESERVE				
11/24	at Cleveland		INJURED RESERVE				
12/01	PHILADELPHIA		INJURED RESERVE				
12/08	at N.Y. Jets		INJURED RESERVE				
12/15	at N.Y. Giants		INJURED RESERVE				
12/22	CINCINNATI		INJURED RESERVE				
12/29	at New England		INJURED RESERVE				
2019 TOTALS		8/7	32	428	13.4	35	3



## PRACTICE SQUAD



**SALVON AHMED**  
#45 • Running Back



**NICK COE**  
#97 • Defensive End



**BRIAN COLE**  
#41 • Safety




**MATT COLE**  
#82 • Wide Receiver




**JAVARIS DAVIS**  
#38 • Cornerback



**TAE HAYES**  
#30 • Cornerback



**NATE HOLLEY**  
#36 • Safety



**JONATHAN HUBBARD**  
#71 • Tackle




**KYLAN JOHNSON**  
#51 • Linebacker



**BENITO JONES**  
#95 • Defensive Tackle




**KIRK MERRITT**  
#83 • Wide Receiver



**CHRIS MYARICK**  
#85 • Tight End




**DURVAL QUEIROZ NETO**  
#69 • Guard



**TYSHUN RENDER**  
#64 • Defensive End



**JAKE RUDOCK**  
#5 • Quarterback



**KEN WEBSTER**  
#31 • Cornerback

## INJURED RESERVE



**VINCE BIEGEL**  
#47 • Linebacker

## RESERVE/SUSPENDED



**ANTONIO CALLAWAY**  
Wide Receiver

## RESERVE/NON-FOOTBALL INJURY



**JONATHAN LEDBETTER**  
#4 • Defensive End

## RESERVE/OPT-OUT



**ALBERT WILSON**  
#15 • Wide Receiver



**ALLEN HURNS**  
#17 • Wide Receiver





## HISTORY & RECORDS



## INDIVIDUAL RECORDS

The following individual records relate solely to service with the Miami Dolphins. They include National Football League regular-season statistics only – with the exception of those single-game records marked by "\*" or "\*\*."

\* Playoff game    \*\*Super Bowl

1966-77: 14 games    1983-86: 16 games    1978-81: 16 games    1987: 15 games    1982: 9 games    1988-2019: 16 games

### SERVICE

#### MOST SEASONS

17	Dan Marino (1983-99)
15	Bob Kuechenberg (1970-84)
14	Bob Griese (1967-80)
14	Don Strock (1974-87)
14	John Denney (2005-18)
13	Nat Moore (1974-86)
13	Jason Taylor (1997-2007, 2009, 2011)
12	Larry Little (1969-80)
12	Ed Newman (1973-84)
12	Bruce Hardy (1978-89)
12	Jim Jensen (1981-92)
12	Zach Thomas (1996-2007)

#### MOST GAMES PLAYED

242	Dan Marino (1983-99)
224	John Denney (2005-18)
204	Jason Taylor (1997-2007, 2009, 2011)
196	Bob Kuechenberg (1970-84)
183	Nat Moore (1974-86)
168	Zach Thomas (1996-2007)
167	Ed Newman (1973-85)
166	Vern Den Herder (1971-82)
164	Jim Jensen (1981-92)
164	Richmond Webb (1990-00)
163	Don Strock (1974-87)
161	Bob Griese (1967-80)
159	Larry Little (1969-80)
157	Tim Bowens (1994-04)
156	Tim Ruddy (1994-03)
155	Olindo Mare (1997-2006)
151	Bruce Hardy (1978-89)

#### MOST CONSECUTIVE GAMES PLAYED

224	John Denney (1st in 2005 through 16th in 2018)
130	Jason Taylor (15th in 1999 through 16th in 2007)
128	Jim Langer (10th in 1970 through 9th in 1979)
128	Brandon Fields (1st in 2007 through 16th in 2014)
127	Garo Yepremian (2nd in 1970 through 16th in 1978)
125	Bob Baumhower (1st in 1977 through 14th in 1984)
118	Richmond Webb (3rd in 1991 through 8th in 1998)
116	Olindo Mare (1st in 1997 through 4th in 2004)
107	Dwight Stephenson (1st in 1980 through 2nd in 1987)
104	Jeff Cross (1st in 1988 through 8th in 1994)
104	Tim Bowens (1st in 1994 through 8th in 2000)
104	Vernon Carey (4th in 2004 through 12th in 2010)

#### MOST STARTS

240	Dan Marino (1983-99)
186	Jason Taylor (1997-2007, 2009, 2011)
176	Bob Kuechenberg (1970-84)
168	Zach Thomas (1996-2007)
162	Richmond Webb (1990-2000)
155	Tim Bowens (1994-04)
152	Bob Griese (1967-80)
152	Larry Little (1969-80)

144 Vern Den Herder (1971-82)

140 Tim Ruddy (1994-2003)

#### MOST CONSECUTIVE STARTS

130	Jason Taylor (15th in 1999 through 16th in 2007)
118	Richmond Webb (3rd in 1991 through 8th in 1998)
109	Jim Langer (1st in 1972 through 9th in 1979)
95	Dan Marino (6th in 1987 through 5th in 1993)
92	Tim Bowens (3rd in 1994 through 14th in 1999)
91	Norm Evans (3rd in 1969 through 9th in 1975)
87	Dick Anderson (12th in 1968 through 14th in 1974)
87	Vernon Carey (7th in 2005 through 12th in 2010)
86	Bob Baumhower (1st in 1977 through 8th in 1982)
84	Jake Scott (1st in 1970 through 14th in 1975)
81	Vern Den Herder (1st in 1972 through 11th in 1977)
81	Jeff Cross (16th in 1988 through 16th in 1993)
81	Keith Sims (11th in 1991 through 11th in 1996)
80	Randy McMichael (1st in 2002 through 16th in 2006)

#### MOST PRO BOWLS

9	Dan Marino (1983-87, 1991-92, 1994-95)
7	Richmond Webb (1990-96)
7	Zach Thomas (1999-2003, 2005-06)
6	Bob Griese (1970-71, 1973-74, 1977-78)
6	Jim Langer (1973-78)
6	Bob Kuechenberg (1974-75, 1977-78, 1982-83)
6	Jason Taylor (2000, 2002, 2004-07)
5	Larry Csonka (1970-74)
5	Paul Warfield (1970-74)
5	Jake Scott (1971-75)
5	Bob Baumhower (1979, 1981-84)
5	Dwight Stephenson (1983-87)
5	John Offerdahl (1986-90)
5	Mark Clayton (1984-86, 1988, 1991)
5	Cameron Wake (2010, 2012-14, 2016)

#### MOST CONSECUTIVE PRO BOWLS

7	Richmond Webb (1990-96)
6	Jim Langer (1973-78)
5	Larry Csonka (1970-74)
5	Paul Warfield (1970-74)
5	Jake Scott (1971-75)
5	Dan Marino (1983-87)
5	Dwight Stephenson (1983-87)
5	John Offerdahl (1986-90)
5	Zach Thomas (1999-2003)

#### MOST PRO BOWL STARTS

7	Dan Marino (1983-86, 1992, 1994-95)
5	Jim Langer (1973-77)
5	Jason Taylor (2000, 2002, 2004-06)
4	Dwight Stephenson (1983-86)
4	John Offerdahl (1986, 1988-90)
4	Richmond Webb (1992-95)
4	Cameron Wake (2010, 2012, 2014, 2016)
3	Larry Little (1972-74)
3	Jake Scott (1972-73, 1975)
3	Bob Baumhower (1979, 1981, 1983)



## INDIVIDUAL RECORDS

- 3 Sam Madison (1999-2001)
- 3 Zach Thomas (1999, 2002, 2006)
- 3 Jake Long (2009-11)

### MOST CONSECUTIVE PRO BOWL STARTS

- 5 Jim Langer (1973-77)
- 4 Dwight Stephenson (1983-86)
- 4 Dan Marino (1983-86)
- 4 Richmond Webb (1992-95)
- 3 Larry Little (1972-74)
- 3 John Offerdahl (1988-90)
- 3 Sam Madison (1999-2001)
- 3 Jason Taylor (2004-06)
- 3 Jake Long (2009-11)

## SCORING

### MOST POINTS

#### CAREER

- 1,048 Olindo Mare (1997-06), 313 XPs, 245 FGs
- 830 Garo Yepremian (1970-78), 335 XPs, 165 FGs
- 774 Pete Stoyanovich (1989-95), 246 XPs, 176 FGs
- 540 Uwe von Schamann (1979-84), 237 XPs, 101 FGs
- 535 Dan Carpenter (2008-12), 154 XPs, 127 FGs

#### SEASON

- 144 Olindo Mare (1999), 27 XPs, 39 FGs
- 128 Caleb Sturgis (2014), 41 XPs, 29 FGs
- 124 Pete Stoyanovich (1992), 34 XPs, 30 FGs
- 121 Pete Stoyanovich (1991), 28 XPs, 31 FGs
- 118 Pete Stoyanovich (1995), 37 XPs, 27 FGs

#### GAME

- 24 Paul Warfield (12/15/73 vs. Detroit), 4 TDs
- 24 Mark Ingram (11/27/94 at N.Y. Jets), 4 TDs
- 24 Ronnie Brown (9/21/08 at New England), 4 TDs

### MOST POINTS BY A ROOKIE

#### SEASON

- 116 Fuad Reveiz (1985), 50 XPs, 22 FGs
- 111 Caleb Sturgis (2013), 33 XPs, 26 FGs
- 103 Dan Carpenter (2008), 40 XPs, 21 FGs

### MOST CONSECUTIVE GAMES SCORING POINTS

- 121 Garo Yepremian (8th in 1970 through 16th in 1978)

### MOST TOUCHDOWNS

#### CAREER

- 82 Mark Clayton (1983-92), 81 pass, 1 ret.
- 75 Nat Moore (1974-86), 74 pass, 1 run
- 59 Mark Duper (1982-92), 59 pass
- 57 Larry Csonka (1968-74, 1979), 53 run, 4 pass
- 54 Ricky Williams (2002-03, 2005, 2007-10), 48 run, 6 pass

#### SEASON

- 18 Mark Clayton (1984), 18 pass
- 17 Ricky Williams (2002), 16 run, 1 pass
- 16 Karim Abdul-Jabbar (1997), 15 run, 1 pass
- 16 Lamar Smith (2000), 14 run, 2 pass
- 14 Mark Clayton (1988), 14 pass

#### GAME

- 4 Paul Warfield (12/15/73 vs. Detroit), 4 pass
- 4 Mark Ingram (11/27/94 at N.Y. Jets), 4 pass
- 4 Ronnie Brown (9/21/08 at New England), 4 run

### MOST TOUCHDOWNS BY A ROOKIE

#### SEASON

- 13 Ron Davenport (1985), 11 run, 2 pass
- 11 Karim Abdul-Jabbar (1996), 11 run
- 8 Andra Franklin (1981), 7 run, 1 pass
- 7 Larry Csonka (1968), 6 run, 1 pass
- 7 Troy Stradford (1987), 6 run, 1 pass
- 7 Chris Chambers (2001), 7 pass

#### GAME

- 3 Ronald Scott (10/11/87 vs. Kansas City), 3 run
- 3 Troy Stradford (12/7/87 vs. N.Y. Jets), 3 run
- 3 Sammie Smith (12/10/89 vs. New England), 3 run

### MOST CONSECUTIVE GAMES SCORING A TOUCHDOWN

- 6 Paul Warfield (4th through 9th in 1971)
- 6 Mark Clayton (13th through 16th in 1988 and 2nd through 3rd in 1989)
- 6 Ricky Williams (16th in 2002 and 1st through 5th in 2003)

### MOST FIELD GOALS

#### CAREER

- 245 Olindo Mare (1997-06), 303 att.
- 176 Pete Stoyanovich (1989-95), 222 att.
- 165 Garo Yepremian (1970-78), 242 att.
- 127 Dan Carpenter (2008-12), 155 att.
- 101 Uwe von Schamann (1979-84), 149 att.

#### SEASON

- 39 Olindo Mare (1999), 46 att.
- 31 Pete Stoyanovich (1991), 37 att.
- 30 Pete Stoyanovich (1992), 37 att.
- 30 Dan Carpenter (2010), 41 att.
- 29 Dan Carpenter (2011), 34 att.
- 29 Caleb Sturgis (2014), 37 att.

#### GAME

- 7 Jason Sanders (12/8/19 at N.Y. Jets), 8 att.
- 6 Olindo Mare (10/17/99 at New England), 6 att.
- 5 Garo Yepremian (9/26/71 at Buffalo), 6 att.
- 5 Olindo Mare (12/31/06 at Indianapolis), 5 att.
- 5 Dan Carpenter (10/24/10 vs. Pittsburgh), 5 att.
- 5 Dan Carpenter (10/31/10 at Cincinnati), 5 att.

### MOST FIELD GOALS BY A ROOKIE

#### SEASON

- 26 Caleb Sturgis (2013), 34 att.
- 22 Fuad Reveiz (1985), 27 att.
- 21 Uwe von Schamann (1979), 29 att.
- 21 Dan Carpenter (2008), 25 att.

#### GAME

- 4 Dan Carpenter (11/2/08 at Denver), 4 att.
- 4 Jason Sanders (11/11/18 at Green Bay), 4 att.
- 3 16 times (last – Jason Sanders, 10/25/18 at Houston)



## INDIVIDUAL RECORDS

### MOST CONSECUTIVE GAMES SCORING A FIELD GOAL

20	Gar0 Yepremian (10th in 1970 through 1st in 1972)
20	Olindo Mare (7th in 1998 through 10th in 1999)

### MOST CONSECUTIVE FIELD GOALS

19	Olindo Mare (3rd through 7th in 1999)
17	Dan Carpenter (2nd through 12th in 2009)
16	Gar0 Yepremian (8th through 16th in 1978)
16	Olindo Mare (7th through 16th in 2000)

### HIGHEST FIELD GOAL PERCENTAGE

#### CAREER (min: 50 att.)

82.0	Jason Sanders (2018-19), 41 of 50
81.9	Dan Carpenter (2008-12), 127 of 155
80.1	Olindo Mare (1997-06), 245 of 303
79.3	Pete Stoyanovich (1989-95), 176 of 222
77.5	Caleb Sturgis (2013-14), 55 of 71

#### SEASON (min: 15 att.)

91.3	Jay Feely (2007), 21 of 23
91.3	Cody Parkey (2017), 21 of 23
90.5	Olindo Mare (2001), 19 of 21
90.3	Olindo Mare (2000), 28 of 31
90.0	Jason Sanders (2018), 18 of 20

### LONGEST FIELD GOALS

60	Dan Carpenter (12/5/10 vs. Cleveland)
59	Pete Stoyanovich (11/12/89 at N.Y. Jets)
*58	Pete Stoyanovich (1/5/91 vs. Kansas City)
58	Dan Carpenter (1/1/12 vs. N.Y. Jets)
55	Andrew Franks (12/24/16 at Buffalo)

### LONGEST FIELD GOALS BY A ROOKIE

59	Pete Stoyanovich (11/12/89 at N.Y. Jets)
54	Caleb Sturgis (9/15/13 at Indianapolis)
53	Uwe von Schamann (10/21/79 at New England)
53	Andrew Franks (10/25/15 vs. Houston)
52	Caleb Sturgis (10/27/13 at New England)

### MOST POINTS AFTER TOUCHDOWN

#### CAREER

335	Gar0 Yepremian (1970-78), 351 att.
313	Olindo Mare (1997-06), 318 att.
246	Pete Stoyanovich (1989-95), 250 att.

#### SEASON

66	Uwe von Schamann (1984), 70 att.
52	Fuad Reveiz (1986), 55 att.
50	Fuad Reveiz (1985), 52 att.

#### GAME

7	Gar0 Yepremian (11/12/72 vs. New England), 7 att.
7	Gar0 Yepremian (11/24/77 at St. Louis), 8 att.
7	Pete Stoyanovich (9/3/95 vs. N.Y. Jets), 7 att.
7	Olindo Mare (9/8/02 vs. Detroit), 7 att.

### MOST POINTS AFTER TOUCHDOWN BY A ROOKIE

#### SEASON

50	Fuad Reveiz (1985), 52 att.
40	Dan Carpenter (2008), 40 att.
38	Pete Stoyanovich (1989), 39 att.

### MOST CONSECUTIVE POINTS AFTER TOUCHDOWN

110	Gar0 Yepremian (7th in 1972 to 2nd in 1975)
110	Pete Stoyanovich (16th in 1992 to 16th in 1995)

### HIGHEST POINT AFTER TOUCHDOWN PCT.

#### CAREER (min: 150 att.)

99.4	Dan Carpenter (2008-12), 154 of 155
98.43	Olindo Mare (1997-06), 313 of 318
98.40	Pete Stoyanovich (1989-95), 246 of 250
95.3	Fuad Reveiz (1985-88), 161 of 169
95.2	Gar0 Yepremian (1970-78), 335 of 352

### MOST TWO-POINT CONVERSIONS

#### CAREER

2	Irving Fryar (1993-95), 2 pass
2	Marty Booker (2004-07), 2 pass
2	Jarvis Landry (2014-16), 2 pass

#### SEASON

2	Irving Fryar (1994), 2 pass
2	Marty Booker (2006), 2 pass

## RUSHING

### MOST RUSHING YARDS

#### CAREER

6,737	Larry Csonka (1968-74, 1979), 1,506 att.
6,436	Ricky Williams (2002-03, 2005, 2007-10), 1,509 att.
4,815	Ronnie Brown (2005-10), 1,128 att.
3,877	Mercury Morris (1969-75), 754 att.
3,644	Jim Kiick (1968-74), 997 att.

#### SEASON

1,853	Ricky Williams (2002), 4.8 per carry
1,372	Ricky Williams (2003), 3.5 per carry
1,272	Jay Ajayi (2016), 4.9 per carry
1,258	Delvin Williams (1978), 4.6 per carry
1,139	Lamar Smith (2000), 3.7 per carry
1,121	Ricky Williams (2009), 4.7 per carry
1,117	Larry Csonka (1972), 5.2 per carry
1,116	Karim Abdul-Jabbar (1996), 3.6 per carry
1,099	Lamar Miller (2014), 5.1 per carry
1,086	Reggie Bush (2011), 5.0 per carry
1,051	Larry Csonka (1971), 5.4 per carry
1,008	Ronnie Brown (2006), 4.2 per carry
1,003	Larry Csonka (1973), 4.6 per carry
1,000	Mercury Morris (1972), 5.3 per carry

#### GAME

228	Ricky Williams (12/1/02 at Buffalo), 27 att.
216	Ricky Williams (12/9/02 vs. Chicago), 31 att.
214	Jay Ajayi (10/23/16 vs. Buffalo), 28 att.
*209	Lamar Smith (12/30/00 vs. Indianapolis), 40 att.
206	Jay Ajayi (12/24/16 at Buffalo), 32 att.
204	Jay Ajayi (10/16/16 vs. Pittsburgh), 25 att.
203	Reggie Bush (12/18/11 at Buffalo), 25 att.

### MOST RUSHING YARDS BY A ROOKIE

#### SEASON

1,116	Karim Abdul-Jabbar (1996), 3.6 per carry
907	Ronnie Brown (2005), 4.4 per carry
711	Andra Franklin (1981), 3.5 per carry
659	Sammie Smith (1989), 3.3 per carry
621	Jim Kiick (1968), 3.8 per carry





## INDIVIDUAL RECORDS

### GAME

169	Troy Stradford (11/22/87 at Dallas), 17 att.
152	Karim Abdul-Jabbar (12/22/96 at N.Y. Jets), 30 att.
140	Leroy Harris (12/5/77 vs. Baltimore), 17 att.
132	Ronnie Brown (9/25/05 vs. Carolina), 23 att.
124	Karim Abdul-Jabbar (9/15/96 vs. N.Y. Jets), 23 att.

### MOST RUSHING ATTEMPTS

#### CAREER

1,509	Ricky Williams (2002-03, 2005, 2007-10)
1,506	Larry Csonka (1968-74, 1979)
1,128	Ronnie Brown (2005-10)
997	Jim Kiick (1968-74)
888	Karim Abdul-Jabbar (1996-99)

#### SEASON

392	Ricky Williams (2003)
383	Ricky Williams (2002)
313	Lamar Smith (2001)
309	Lamar Smith (2000)
307	Karim Abdul-Jabbar (1996)

### GAME

42	Ricky Williams (9/21/03 vs. Buffalo), 153 yards
*40	Lamar Smith (12/30/00 vs. Indianapolis), 209 yards
36	Ricky Williams (10/6/02 vs. New England), 105 yards
36	Ricky Williams (11/16/03 vs. Baltimore), 105 yards
34	Ricky Williams (9/14/03 at N.Y. Jets), 125 yards
**33	Larry Csonka (1/13/74 vs. Minnesota), 145 yards
33	Karim Abdul-Jabbar (9/20/98 vs. Pittsburgh), 108 yards

### MOST RUSHING ATTEMPTS BY A ROOKIE

#### SEASON

307	Karim Abdul-Jabbar (1996)
207	Ronnie Brown (2005)
201	Andra Franklin (1981)
200	Sammie Smith (1989)
165	Jim Kiick (1968)
165	Daniel Thomas (2011)

### GAME

31	J.J. Johnson (11/21/99 vs. New England), 106 yards
30	Troy Stradford (12/7/87 vs. N.Y. Jets), 120 yards
30	Karim Abdul-Jabbar (12/22/96 at N.Y. Jets), 152 yards
29	Karim Abdul-Jabbar (11/3/96 at New England), 104 yards
27	Karim Abdul-Jabbar (12/16/96 vs. Buffalo), 76 yards

### MOST RUSHING TOUCHDOWNS

#### CAREER

53	Larry Csonka (1968-74, 1979)
48	Ricky Williams (2002-03, 2005, 2007-10)
36	Ronnie Brown (2005-10)
33	Karim Abdul-Jabbar (1996-99)
29	Mercury Morris (1969-75)

#### SEASON

16	Ricky Williams (2002)
15	Karim Abdul-Jabbar (1997)
14	Lamar Smith (2000)
12	Mercury Morris (1972)
12	Don Nottingham (1975)
12	Larry Csonka (1979)

### GAME

4	Ronnie Brown (9/21/08 at New England), 215,5,62
3	Jim Kiick (12/20/70 vs. Buffalo), 4,2,2
3	Mercury Morris (11/12/72 vs. New England), 4,4,6
3	Mercury Morris (9/30/73 vs. New England), 24,70,35
*3	Larry Csonka (12/30/73 vs. Oakland), 11,2,2
3	Don Nottingham (11/3/74 vs. Atlanta), 1,2,1
3	Don Nottingham (10/5/75 at Green Bay), 11,1,11
3	Don Nottingham (10/26/75 at Buffalo), 1,1,1
3	Larry Csonka (9/23/79 vs. Chicago), 12,9,1
3	Larry Csonka (11/29/79 vs. New England), 1,1,1
3	Ronald Scott (10/11/87 vs. Kansas City), 2,4,3
3	Troy Stradford (12/7/87 vs. N.Y. Jets), 1,1,1
3	Sammie Smith (12/10/89 vs. New England), 1,7,2
3	Bernie Parmalee (12/25/94 vs. Detroit), 1,1,6
3	Karim Abdul-Jabbar (10/19/97 at Baltimore), 5,5,6
3	Karim Abdul-Jabbar (11/23/97 at New England), 1,1,1
3	Ricky Williams (10/25/09 vs. New Orleans), 4,68,4

### MOST RUSHING TOUCHDOWNS BY A ROOKIE

#### SEASON

11	Ron Davenport (1985)
11	Karim Abdul-Jabbar (1996)
7	Andra Franklin (1981)
6	Larry Csonka (1968)
6	Troy Stradford (1987)
6	Sammie Smith (1989)

### GAME

3	Ronald Scott (10/11/87 vs. Kansas City)
3	Troy Stradford (12/7/87 vs. N.Y. Jets)
3	Sammie Smith (12/10/89 vs. New England)

### MOST CONSECUTIVE GAMES WITH A RUSHING TD

5	Mercury Morris (6th through 10th in 1972)
5	Don Nottingham (2nd through 6th in 1975)
5	Pete Johnson (8th through 12th in 1984)
5	Karim Abdul-Jabbar (10th through 14th in 1997)

### HIGHEST RUSHING AVERAGE

#### CAREER (min: 300 att.)

5.1	Mercury Morris (1969-75), 754 att.
4.8	Tony Nathan (1979-87), 732 att.
4.7	Reggie Bush (2011-12), 443 att.
4.60	Kenyan Drake (2016-19), 333 att.
4.59	Lamar Miller (2012-15), 638 att.

#### SEASON (min: 100 att.)

6.4	Mercury Morris (1973), 149/954 yards
5.4	Larry Csonka (1971), 195/1,051 yards
5.3	Mercury Morris (1972), 190/1,000 yards
5.3	Tony Nathan (1981), 147/782 yards
5.2	Larry Csonka (1972), 213/1,117 yards

#### GAME (min: 10 att.)

13.1	Mercury Morris (9/30/73 vs. New England) 15/197
12.6	Abner Haynes (9/17/67 vs. Denver), 12/151
12.6	Delvin Williams (11/9/80 at Los Angeles), 12/151

### MOST 100-YARD RUSHING GAMES

#### CAREER

24	Ricky Williams (2002-03, 2005, 2007-10)
15	Larry Csonka (1968-74, 1979)



## INDIVIDUAL RECORDS

15	Ronnie Brown (2005-10)
10	Mercury Morris (1969-75)
9	Karim Abdul-Jabbar (1996-99)

### SEASON

10	Ricky Williams (2002)
7	Ricky Williams (2003)
5	Delvin Williams (1978)
5	Reggie Bush (2011)
4	Larry Csonka (1972)
4	Karim Abdul-Jabbar (1996)
4	Lamar Smith (2000)
4	Ronnie Brown (2006)
4	Ronnie Brown (2007)
4	Ricky Williams (2009)
4	Jay Ajayi (2016)

### MOST 100-YARD RUSHING GAMES BY A ROOKIE

4	Karim Abdul-Jabbar (1996)
3	Benny Malone (1974)
3	Troy Stradford (1987)
2	Jim Kiick (1968)
2	Leroy Harris (1977)
2	Ronnie Brown (2005)

### MOST CONSECUTIVE 100-YARD RUSHING GAMES

5	Ricky Williams (10th through 14th in 2002)
4	Ronnie Brown (3rd through 6th in 2007)
4	Reggie Bush (12th through 15th in 2011)
3	Ricky Williams (1st through 3rd in 2002)
3	Ricky Williams (10th through 12th in 2003)
3	Ricky Williams (9th through 11th in 2009)
3	Jay Ajayi (6th through 8th in 2016)
2	Larry Csonka (11th through 12th in 1970)
2	Benny Malone (7th through 8th in 1974)
2	Don Nottingham (2nd through 3rd in 1975)
2	Mercury Morris (5th through 6th in 1975)
2	Benny Malone (7th through 8th in 1976)
2	Benny Malone (4th through 5th in 1977)
2	Andra Franklin (5th through 6th in 1982)
2	Mark Higgs (1st through 2nd in 1991)
2	Bernie Parmalee (7th through 8th in 1994)
2	Ricky Williams (2nd through 3rd in 2003)
2	Ricky Williams (14th through 15th in 2003)
2	Ricky Williams (15th through 16th in 2005)
2	Ronnie Brown (15th through 16th in 2006)
2	Ronnie Brown (3rd through 4th in 2008)
2	Lamar Miller (5th through 6th in 2015)
2	Kenyan Drake (12th through 13th in 2017)

### LONGEST RUNS FROM SCRIMMAGE

97t	Lamar Miller (12/28/14 vs. N.Y. Jets)
85t	Lamar Miller (10/25/15 vs. Houston)
77t	Leroy Harris (12/5/77 vs. Baltimore)
77t	Keith Byars (11/25/93 at Dallas)
76t	Reggie Bush (12/18/11 at Buffalo)
<b>75t</b>	<b>Kalen Ballage (12/16/18 at Minnesota)</b>
71t	Jerris McPhail (10/27/97 vs. Chicago)
70t	Mercury Morris (9/30/73 vs. New England)
70	Mercury Morris (10/15/73 at Cleveland)
69	Damien Williams (11/19/17 vs. Tampa Bay)
68t	Lamar Smith (10/23/00 at N.Y. Jets)
68t	James McKnight (10/5/03 at N.Y. Giants)
68t	Ricky Williams (10/25/09 vs. New Orleans)
66t	Benny Malone (10/9/77 at Baltimore)

66t	Kenyan Drake (11/13/17 at Carolina)
65t	Abner Haynes (9/17/67 vs. Denver)
65t	Gary Davis (9/17/78 vs. Buffalo)
65t	Ronnie Brown (10/21/05 vs. Kansas City)
65	Delvin Williams (11/9/80 at Los Angeles)
65t	Reggie Bush (9/16/12 vs. Oakland)
64	Ron Davenport (12/18/88 at Pittsburgh)
63	Norm Bulaich (9/10/78 at Baltimore)
63t	Ricky Williams (12/9/02 vs. Chicago)
62t	Ronnie Brown (9/21/08 at New England)
62t	Jay Ajayi (10/16/16 vs. Pittsburgh)
61	Chris Chambers (9/11/05 vs. Denver)
60t	Gary Davis (12/17/77 vs. Buffalo)
60	Ronnie Brown (9/30/07 vs. Oakland)

## PASSING

### MOST PASSING YARDS

#### CAREER

61,361	Dan Marino (1983-99)
25,092	Bob Griese (1967-80)
20,434	Ryan Tannehill (2012-18)
11,040	Jay Fiedler (2000-04)
7,114	Chad Henne (2008-11)

#### SEASON

5,084	Dan Marino (1984)
4,746	Dan Marino (1986)
4,453	Dan Marino (1994)
4,434	Dan Marino (1988)
4,208	Ryan Tannehill (2015)

#### GAME

521	Dan Marino (10/23/88 vs. N.Y. Jets), 35 of 60
473	Dan Marino (9/4/94 vs. New England), 23 of 42
470	Dan Marino (12/2/84 vs. LA Raiders), 35 of 57
450	Dan Marino (10/1/95 at Cincinnati), 33 of 48
448	Dan Marino (9/21/86 at N.Y. Jets), 30 of 50

### MOST PASSING YARDS BY A ROOKIE

#### SEASON

3,294	Ryan Tannehill (2012)
2,210	Dan Marino (1983)
2,005	Bob Griese (1967)

#### GAME

431	Ryan Tannehill (9/30/12 at Arizona), 26 of 41
322	Dan Marino (10/9/83 vs. Buffalo), 19 of 29
307	John Stofa (12/18/66 vs. Houston), 22 of 38

### MOST PASS ATTEMPTS

#### CAREER

8,358	Dan Marino (1983-99)
3,429	Bob Griese (1967-80)
2,911	Ryan Tannehill (2012-18)
1,603	Jay Fiedler (2000-04)
1,065	Chad Henne (2008-11)

#### SEASON

623	Dan Marino (1986), 378 completions
615	Dan Marino (1994), 385 completions
606	Dan Marino (1988), 354 completions
590	Ryan Tannehill (2014), 392 completions
588	Ryan Tannehill (2013), 355 completions



## INDIVIDUAL RECORDS

### GAME

*64	Dan Marino (12/30/95 at Buffalo), 33 completions
62	Joey Harrington (10/22/06 vs. Green Bay), 33 completions
60	Dan Marino (10/23/88 vs. N.Y. Jets), 35 completions
60	Dan Marino (11/23/97 at New England), 38 completions
58	Ryan Tannehill (11/29/15 at N.Y. Jets), 33 completions

### MOST PASS ATTEMPTS BY A ROOKIE

#### SEASON

484	Ryan Tannehill (2012), 282 completions
331	Bob Griese (1967), 166 completions
327	David Woodley (1980), 176 completions

#### GAME

42	David Woodley (10/27/80 at N.Y. Jets), 22 completions
41	Bob Griese (12/23/67 vs. Houston), 16 completions
41	David Woodley (12/20/80 vs. N.Y. Jets), 20 completions
41	Ryan Tannehill (9/30/12 at Arizona), 26 completions

### MOST PASS COMPLETIONS

#### CAREER

4,967	Dan Marino (1983-99)
1,926	Bob Griese (1967-80)
1,829	Ryan Tannehill (2012-18)
936	Jay Fiedler (2000-04)
646	Chad Henne (2008-11)

#### SEASON

392	Ryan Tannehill (2014), 590 att.
385	Dan Marino (1994), 615 att.
378	Dan Marino (1986), 623 att.
363	Ryan Tannehill (2015), 586 att.
362	Dan Marino (1984), 564 att.

#### GAME

39	Dan Marino (11/16/86 at Buffalo), 54 att.
38	Dan Marino (11/23/97 at New England), 60 att.
35	Dan Marino (12/2/84 vs. L.A. Raiders), 57 att.
35	Dan Marino (10/23/88 vs. N.Y. Jets), 60 att.
35	Dan Marino (12/3/95 vs. Atlanta), 50 att.
35	Chad Henne (12/27/09 vs. Houston), 55 att.
35	Ryan Tannehill (12/21/14 vs. Minnesota), 47 att.

### MOST PASS COMPLETIONS BY A ROOKIE

#### SEASON

282	Ryan Tannehill (2012), 484 att.
176	David Woodley (1980), 327 att.
173	Dan Marino (1983), 296 att.

#### GAME

26	Ryan Tannehill (9/30/12 at Arizona), 41 att.
25	Dan Marino (10/30/83 vs. L.A. Rams), 38 att.
23	John Beck (12/2/07 vs. N.Y. Jets), 39 att.
23	Ryan Tannehill (11/11/12 vs. Tennessee), 39 att.

### MOST CONSECUTIVE PASS COMPLETIONS

25	Ryan Tannehill (10/18/15 at Tennessee through 10/25/15 vs. Houston)
19	Jay Cutler (10/22/17 vs. N.Y. Jets through 11/5/17 vs. Oakland)
17	Chad Pennington (12/7/08 at Buffalo through 12/14/08 vs. San Francisco)
17	Chad Henne (12/13/09 at Jacksonville)

15	Dan Marino (11/8/92 at Indianapolis through 11/16/92 vs. Buffalo)
----	---

15	Ryan Tannehill (10/12/14 vs. Green Bay through 10/19/14 at Chicago)
----	---

### MOST TOUCHDOWN PASSES

#### CAREER

420	Dan Marino (1983-99)
192	Bob Griese (1967-80)
123	Ryan Tannehill (2012-18)
66	Jay Fiedler (2000-04)
39	Don Strock (1974-87)

#### SEASON

48	Dan Marino (1984) of 362 completions
44	Dan Marino (1986) of 378 completions
30	Dan Marino (1985) of 336 completions
30	Dan Marino (1994) of 385 completions
28	Dan Marino (1988) of 354 completions

#### GAME

6	Bob Griese (11/24/77 at St. Louis)
6	Dan Marino (9/21/86 at N.Y. Jets)
5	Dan Marino (9/2/84 at Washington)
5	Dan Marino (12/8/85 at Green Bay)
5	Dan Marino (12/14/86 at L.A. Rams)
5	Dan Marino (11/27/88 at N.Y. Jets)
5	Dan Marino (9/4/94 vs. New England)
4	23 times (last – Ryan Fitzpatrick, 12/22/19 vs. Cincinnati)

### MOST TOUCHDOWN PASSES BY A ROOKIE

#### SEASON

20	Dan Marino (1983) of 173 completions
15	Bob Griese (1967) of 166 completions
14	David Woodley (1980) of 176 completions

#### GAME

4	John Stofa (12/18/66 vs. Houston)
3	Bob Griese (12/17/67 vs. New England)
3	David Woodley (11/9/80 at L.A. Rams)
3	David Woodley (12/14/80 at Baltimore)
3	Dan Marino (10/9/83 vs. Buffalo)
3	Dan Marino (10/16/83 at N.Y. Jets)
3	Dan Marino (11/28/83 vs. Cincinnati)

### MOST CONSECUTIVE GAMES WITH A TD PASS

30	Dan Marino (10th in 1985 through 2nd in 1987 and 6th through 10th in 1987)
----	--

### MOST PASSES HAD INTERCEPTED

#### CAREER

252	Dan Marino (1983-99)
172	Bob Griese (1967-80)
75	Ryan Tannehill (2012-18)
63	Jay Fiedler (2000-04)
42	David Woodley (1980-83)



## INDIVIDUAL RECORDS

### SEASON

23	Dan Marino (1986), 623 att.
23	Dan Marino (1988), 606 att.
22	Dan Marino (1989), 550 att.
21	Dan Marino (1985), 567 att.
19	Jay Fiedler (2001), 450 att.
19	Chad Henne (2010), 490 att.

### GAME

5	Bob Griese (12/23/67 vs. Houston), 41 att.
5	Rick Norton (11/23/69 vs. Houston), 26 att.
5	David Woodley (10/25/81 at Dallas), 37 att.
5	Kyle Mackey (10/18/87 at N.Y. Jets), 55 att.
5	Dan Marino (10/23/88 vs. N.Y. Jets), 60 att.
5	Dan Marino (11/25/99 at Dallas), 36 att.
5	A.J. Feeley (12/5/04 vs. Buffalo), 51 att.

### MOST PASSES HAD INTERCEPTED AS A ROOKIE

#### SEASON

18	Bob Griese (1967), 331 att.
17	David Woodley (1980), 327 att.
13	Ryan Tannehill (2012), 484 att.

#### GAME

5	Bob Griese (12/23/67 vs. Houston), 41 att.
3	Rick Norton (9/18/66 at Buffalo), 10 att.
3	Bob Griese (11/26/67 vs. Buffalo), 33 att.
3	David Woodley (9/28/80 vs. New Orleans), 15 att.
3	John Beck (12/2/07 vs. N.Y. Jets), 39 att.
3	Ryan Tannehill (9/9/12 at Houston), 36 att.
3	Ryan Tannehill (11/11/12 vs. Tennessee), 39 att.

### MOST CONSECUTIVE GAMES WITH NO PASSES INTERCEPTED

5	Jay Fiedler (8th through 11th, 13th in 2000 - missed 12th in 2000)
4	Bob Griese (5th through 8th in 1971)
4	Dan Marino (4th through 7th in 1997)
4	Ray Lucas (9th through 12th in 2002)
4	Ryan Tannehill (5th through 8th in 2012)
4	Ryan Tannehill (12th through 15th in 2012)
4	Ryan Tannehill (6th through 9th in 2016)

### MOST CONSECUTIVE PASSES WITH NONE INTERCEPTED

160	Ryan Tannehill (15th in 2014 through 3rd in 2015)
156	Dan Marino (3rd through 8th in 1997)
140	Bob Griese (11th through 16th in 2012)
133	Cleo Lemon (13th through 16th in 2007)

### LOWEST INTERCEPTION RATE

#### CAREER (min: 250 att.)

1.63	Chad Pennington (2008-10), 9 of 552 att.
1.86	Cleo Lemon (2005-07), 7 of 377 att.
2.58	Ryan Tannehill (2012-18), 75 of 2,911 att.
<b>2.59</b>	<b>Ryan Fitzpatrick (2019), 13 of 502 att.</b>
2.63	Gus Frerotte (2005), 13 of 494 att.

#### SEASON (min: 150 att.)

1.47	Chad Pennington (2008), 7 of 476 att.
1.85	Damon Huard (1999), 4 of 216 att.
1.94	Cleo Lemon (2007), 6 of 309 att.
2.00	Dan Marino (1993), 3 of 150 att.
2.01	Dan Marino (1997), 11 of 548 att.

### HIGHEST COMPLETION PERCENTAGE

#### CAREER (min: 150 comp.)

67.6	Chad Pennington (2008-10), 373 of 552 att.
62.8	Ryan Tannehill (2012-18), 1,829 of 2,911 att.
62.00	Jay Cutler (2017), 266 of 429 att.
<b>61.95</b>	<b>Ryan Fitzpatrick (2019), 311 of 502 att.</b>
60.7	Matt Moore (2011-17), 359 of 591 att.

#### SEASON (min: 75 comp.)

67.4	Chad Pennington (2008), 321 of 476 att.
67.1	Ryan Tannehill (2016), 261 of 389 att.
66.4	Ryan Tannehill (2014), 392 of 590 att.
64.23	Ryan Tannehill (2018), 176 of 274 att.
64.20	Dan Marino (1984), 362 of 564 att.

#### GAME (min: 12 comp.)

94.7	Ryan Tannehill (10/25/15 vs. Houston), 18 of 19 att.
92.3	Bob Griese (12/18/78 vs. New England), 12 of 13 att.
85.0	Chad Pennington (9/21/08 at New England), 17 of 20 att.
*84.2	David Woodley (1/8/83 vs. New England), 16 of 19 att.
82.4	Earl Morrall (12/1/75 vs. New England), 14 of 17 att.

### HIGHEST COMPLETION PERCENTAGE BY A ROOKIE

#### SEASON (min: 75 comp.)

58.4	Dan Marino (1983), 173 of 296 att.
58.3	Ryan Tannehill (2012), 282 of 484 att.
53.8	David Woodley (1980), 176 of 327 att.

#### GAME (min: 12 comp.)

81.0	Bob Griese (10/22/67 vs. N.Y. Jets), 17 of 21 att.
78.6	Ryan Tannehill (12/6/12 vs. Jacksonville), 22 of 28 att.
72.4	Ryan Tannehill (10/14/12 vs. St. Louis), 21 of 29 att.

### HIGHEST PASSER RATING

#### CAREER (min: 250 att.)

94.5	Chad Pennington (2008-10)
87.0	Ryan Tannehill (2012-18)
86.4	Dan Marino (1983-99)
86.0	Matt Moore (2011-17)
<b>85.5</b>	<b>Ryan Fitzpatrick (2019)</b>

#### SEASON (min: 150 att.)

108.9	Dan Marino (1984)
97.4	Chad Pennington (2008)
96.0	Dan Marino (1983)
95.9	Dan Marino (1993)
93.5	Ryan Tannehill (2016)

### HIGHEST PASSER RATING BY A ROOKIE

#### SEASON (min: 150 att.)

96.0	Dan Marino (1983)
76.1	Ryan Tannehill (2012)
63.1	David Woodley (1980)

### HIGHEST PASS YARDS PER ATTEMPT

#### CAREER (min: 250 att.)

8.22	Earl Morrall (1972-76), 284/2,335 yards
7.40	Chad Pennington (2008-10), 552/4,085 yards
7.34	Dan Marino (1983-99), 8,358/61,361 yards
7.32	Bob Griese (1967-80), 3,429/25,092 yards
7.27	Matt Moore (2011-17), 591/4,298 yards





## INDIVIDUAL RECORDS

### SEASON (min: 150 att.)

9.07	Earl Morrall (1972), 150/1,360
9.01	Dan Marino (1984), 564/5,084
8.86	Bob Griese (1975), 191/1,693
8.24	Bob Griese (1970), 245/2,019
8.12	Dan Marino (1993), 150/1,218

### GAME (min: 20 att.)

*13.16	Dan Marino (1/6/85 vs. Pittsburgh), 32/421
12.57	Ryan Tannehill (9/23/18 vs. Oakland), 23/289
12.52	Earl Morrall (12/15/74 vs. New England), 23/288
11.95	Jay Fiedler (11/27/03 at Dallas), 20/239
11.92	Dan Marino (9/30/84 at St. Louis), 36/429

### MOST 300-YARD PASSING GAMES

#### CAREER

63	Dan Marino (1983-99)
16	Ryan Tannehill (2012-18)
7	Chad Henne (2008-11)
4	<b>Ryan Fitzpatrick (2019)</b>
3	Bob Griese (1967-80)
3	Jay Fiedler (2000-04)
2	David Woodley (1980-83)
2	Steve DeBerg (1993)
2	Chad Pennington (2008-10)
1	John Stofa (1966-67, 1969-70)
1	Don Strock (1974-87)
1	Scott Mitchell (1990-93)
1	Bernie Kosar (1994-96)
1	A.J. Feeley (2004)
1	Gus Fretotte (2005)
1	Joey Harrington (2006)
1	Trent Green (2007)
1	Cleo Lemon (2007)
1	Jay Cutler (2017)
1	Brock Osweiler (2018)

#### SEASON

9	Dan Marino (1984)
6	Dan Marino (1985)
6	Dan Marino (1986)
6	Dan Marino (1988)
6	Ryan Tannehill (2015)

### MOST CONSECUTIVE 300-YARD PASSING GAMES

3	Dan Marino (14th through 16th in 1984)
3	Dan Marino (13th through 15th in 1988)
3	Dan Marino (11th through 13th in 1994)
3	Dan Marino (14th through 16th in 1998)

### LONGEST PASS PLAYS

86t	Bob Griese to Paul Warfield (11/14/71 vs. Pittsburgh)
85t	Dan Marino to Mark Duper (11/20/83 vs. Baltimore)
85t	Dan Marino to Mark Duper (11/2/86 vs. Houston)
80t	George Wilson, Jr. to Bo Roberson (10/23/66 at Houston)
80t	Dan Marino to Mark Duper (9/23/84 vs. Indianapolis)
80t	Dan Marino to Ferrell Edmunds (11/27/88 at N.Y. Jets)
80t	Dan Marino to Tony Martin (10/4/93 vs. Washington)
80t	Brian Griese to James McKnight (11/23/03 vs. Washington)
80t	Chad Pennington to Patrick Cobbs (10/12/08 at Houston)
80t	Ryan Tannehill to Brian Hartline (9/30/12 at Arizona)
79t	Bob Griese to Nat Moore (11/27/75 at Chicago)
78t	Dan Marino to Mark Clayton (11/12/89 at N.Y. Jets)
77t	Scott Mitchell to Mark Ingram (10/31/93 vs. Kansas City)
77t	Ray Lucas to James McKnight (11/24/02 vs. San Diego)
77t	Sage Rosenfels to Chris Chambers (10/21/05 vs. Kansas City)

77t	Sage Rosenfels to Chris Chambers (1/2/05 at Baltimore)
**76t	David Woodley to Jimmy Cefalo (1/30/83 vs. Washington)
*75t	Bob Griese to Paul Warfield (1/2/72 vs. Baltimore)
75t	Ryan Tannehill to Kenny Stills (9/9/18 vs. Tennessee)
75t	Brock Osweiler to Albert Wilson (10/14/18 vs. Chicago)

## RECEIVING

### MOST RECEPTIONS

#### CAREER

550	Mark Clayton (1983-92)
511	Mark Duper (1982-92)
510	Nat Moore (1974-86)
415	O.J. McDuffie (1993-00)
405	Chris Chambers (2001-07)

#### SEASON

112	Jarvis Landry (2017), 987 yards
110	Jarvis Landry (2015), 1,157 yards
94	Jarvis Landry (2016), 1,136 yards
90	O.J. McDuffie (1998), 1,050 yards
86	Mark Clayton (1988), 1,129 yards
86	Brandon Marshall (2010), 1,014 yards

#### GAME

15	Chris Chambers (12/4/05 vs. Buffalo), 238 yards
13	Jarvis Landry (11/29/15 at N.Y. Jets), 165 yards
13	Jarvis Landry (9/17/17 at L.A. Chargers), 78 yards
12	Jim Jensen (11/6/88 at New England), 110 yards
12	Brian Hartline (9/30/12 at Arizona), 253 yards
*11	O.J. McDuffie (12/30/95 at Buffalo), 154 yards
11	O.J. McDuffie (12/13/98 vs. N.Y. Jets), 105 yards
11	Greg Camarillo (11/2/08 at Denver), 111 yards
11	Ted Ginn, Jr. (9/21/09 vs. Indianapolis), 108 yards
11	Brandon Marshall (12/19/10 vs. Buffalo), 106 yards
11	Richard Matthews (11/11/13 at Tampa Bay), 120 yards
11	Jarvis Landry (12/14/15 vs. N.Y. Giants), 99 yards
11	Jarvis Landry (12/4/16 at Baltimore), 87 yards
*11	Jarvis Landry (1/8/17 at Pittsburgh), 102 yards
10	Duriel Harris (10/28/79 vs. Green Bay), 180 yards
**10	Tony Nathan (1/20/85 vs. San Francisco), 83 yards
10	Tony Nathan (9/29/85 at Denver), 120 yards
10	Tony Nathan (12/8/85 at Green Bay), 86 yards
*10	Tony Nathan (1/4/86 vs. Cleveland), 101 yards
10	Tony Nathan (9/28/86 vs. San Francisco), 101 yards
10	Ron Davenport (12/7/87 vs. N.Y. Jets), 72 yards
10	Mark Clayton (10/23/88 vs. N.Y. Jets), 153 yards
10	Keith Byars (9/25/94 at Minnesota), 79 yards
10	Tony Martin (10/10/99 at Indianapolis), 166 yards
10	Rob Konrad (1/2/00 at Washington), 68 yards
10	Davone Bess (12/6/09 vs. New England), 117 yards
10	Brandon Marshall (9/26/10 vs. N.Y. Jets), 166 yards
10	Brandon Marshall (10/17/10 at Green Bay), 127 yards
10	Brandon Marshall (12/26/10 vs. Detroit), 102 yards
10	Jarvis Landry (11/18/15 at Buffalo), 67 yards
10	Jarvis Landry (9/18/16 at New England), 135 yards
10	Jarvis Landry (12/17/17 at Buffalo), 99 yards

### MOST RECEPTIONS BY A ROOKIE

#### SEASON

84	Jarvis Landry (2014), 758 yards
75	Terry Kirby (1993), 874 yards
67	Jack Clancy (1967), 868 yards
54	Davone Bess (2008), 554 yards



## INDIVIDUAL RECORDS

### GAME

10	Rob Konrad (1/2/00 at Washington), 68 yards
9	Terry Kirby (12/19/93 vs. Buffalo), 148 yards
9	Davone Bess (12/7/08 vs. Buffalo at Toronto), 74 yards

### MOST CONSECUTIVE GAMES WITH A RECEPTION

92	Mark Clayton (6th in 1986 through 16th in 1992 - missed 13th in 1986, 1st in 1989, 1st in 1990, 10th through 14th in 1990 and 1st through 3rd in 1992)
74	O.J. McDuffie (3rd in 1995 through 15th in 1999, missed 11th through 13th and 16th in 1999)
63	Jarvis Landry (2nd in 2014 through 16th in 2017)
61	Davone Bess (1st in 2008 through 13th in 2011)
60	Chris Chambers (1st in 2003 through 13th in 2006 - missed 4th in 2004)

### MOST RECEIVING YARDS

#### CAREER

8,869	Mark Duper (1982-92), 17.4 per catch
8,643	Mark Clayton (1983-92), 15.7 per catch
7,546	Nat Moore (1974-86), 14.8 per catch
5,688	Chris Chambers (2001-07), 14.0 per catch
5,074	O.J. McDuffie (1993-00), 12.2 per catch

#### SEASON

1,389	Mark Clayton (1984), 73 receptions
1,313	Mark Duper (1986), 67 receptions
1,306	Mark Duper (1984), 71 receptions
1,270	Irving Fryar (1994), 73 receptions
1,214	Brandon Marshall (2011), 81 receptions
<b>1,202</b>	<b>DeVante Parker (2019), 72 receptions</b>
1,157	Jarvis Landry (2015), 110 receptions
1,150	Mark Clayton (1986), 60 receptions
1,136	Jarvis Landry (2016), 94 receptions
1,129	Mark Clayton (1988), 86 receptions
1,118	Chris Chambers (2005), 82 receptions
1,085	Mark Duper (1991), 70 receptions
1,083	Brian Hartline (2012), 74 receptions
1,053	Mark Clayton (1991), 70 receptions
1,050	O.J. McDuffie (1998), 90 receptions
1,037	Tony Martin (1999), 67 receptions
1,016	Brian Hartline (2013), 76 receptions
1,014	Brandon Marshall (2010), 86 receptions
1,011	Mark Clayton (1989), 64 receptions
1,010	Irving Fryar (1993), 64 receptions
1,003	Mark Duper (1983), 51 receptions

#### GAME

253	Brian Hartline (9/30/12 at Arizona), 12 receptions
238	Chris Chambers (12/4/05 vs. Buffalo), 15 receptions
217	Mark Duper (11/10/85 vs. N.Y. Jets), 8 receptions
211	Irving Fryar (9/4/94 vs. New England), 5 receptions
210	Nat Moore (10/4/81 vs. N.Y. Jets), 7 receptions
202	Mark Duper (10/9/83 vs. Buffalo), 7 receptions

### MOST RECEIVING YARDS BY A ROOKIE

#### SEASON

883	Chris Chambers (2001), 48 receptions
874	Terry Kirby (1993), 75 receptions
868	Jack Clancy (1967), 67 receptions

### GAME

148	Terry Kirby (12/19/93 vs. Buffalo), 9 receptions
126	Jack Clancy (12/3/67 at Houston), 7 receptions
124	Chris Chambers (12/22/01 at New England), 7 receptions

### MOST RECEIVING TOUCHDOWNS

#### CAREER

81	Mark Clayton (1983-92), 550 receptions
74	Nat Moore (1974-86), 510 receptions
59	Mark Duper (1982-92), 511 receptions
43	Chris Chambers (2001-07), 405 receptions
33	Paul Warfield (1970-74), 156 receptions

#### SEASON

18	Mark Clayton (1984), 73 receptions
14	Mark Clayton (1988), 86 receptions
12	Nat Moore (1977), 52 receptions
12	Mark Clayton (1991), 70 receptions
11	Karl Noonan (1968), 58 receptions
11	Paul Warfield (1971), 43 receptions
11	Paul Warfield (1973), 29 receptions
11	Mark Duper (1986), 67 receptions
11	Chris Chambers (2003), 64 receptions
11	Chris Chambers (2005), 82 receptions

#### GAME

4	Paul Warfield (12/15/73 vs. Detroit), 21,7,16,4
4	Mark Ingram (11/27/94 at N.Y. Jets), 10,17,28,8
3	Paul Warfield (11/14/71 vs. Pittsburgh), 12,86,60
3	Nat Moore (11/24/77 at St. Louis), 4,9,28
3	Mark Clayton (12/17/84 vs. Dallas), 41,39,63
3	Mark Duper (12/14/86 at L.A. Rams), 69,5,20
3	Mark Duper (12/20/87 vs. Washington), 26,59,6
3	Irving Fryar (9/4/94 vs. New England), 54,50,35
3	O.J. McDuffie (11/29/98 vs. New Orleans), 22,7,9
3	Lamar Thomas (12/21/98 vs. Denver), 9,56,17
3	Chris Chambers (11/27/03 at Dallas), 39,6,35

### MOST RECEIVING TOUCHDOWNS BY A ROOKIE

#### SEASON

7	Chris Chambers (2001), 48 receptions
5	Andre Brown (1989), 24 receptions
5	Jarvis Landry (2014), 84 receptions
4	Randy McMichael (2002), 39 receptions
3	Jack Harper (1967), 11 receptions
3	Jimmy Cefalo (1978), 6 receptions
3	Ferrell Edmunds (1988), 33 receptions
3	Terry Kirby (1993), 75 receptions
3	Brian Hartline (2009), 31 receptions
3	Charles Clay (2011), 16 receptions
<b>3</b>	<b>Preston Williams (2019), 32 receptions</b>

### MOST CONSECUTIVE GAMES WITH A RECEIVING TD

6	Paul Warfield (4th through 9th in 1971)
6	Mark Clayton (13th through 16th in 1988 and 2nd through 3rd in 1989)

### HIGHEST RECEIVING AVERAGE

#### CAREER (min: 100 rec.)

21.5	Paul Warfield (1970-74), 156 receptions
17.4	Mark Duper (1982-92), 511 receptions
16.9	Duriel Harris (1976-83, 1985), 269 receptions
16.0	Irving Fryar (1993-95), 199 receptions
15.7	Mark Clayton (1983-92), 550 receptions



## INDIVIDUAL RECORDS

### SEASON (min: 24 rec.)

25.1	Paul Warfield (1970), 28/703 yards
23.2	Paul Warfield (1971), 43/996 yards
21.8	Jimmy Cefalo (1981), 29/631 yards
20.9	Paul Warfield (1972), 29/606 yards
20.0	Bo Roberson (1966), 26/519 yards

### GAME (min: 3 rec.)

52.7	Paul Warfield (11/14/71 vs. Pittsburgh), 3/158
46.0	Patrick Cobbs (10/12/08 at Houston), 3/138
42.7	Chris Chambers (10/24/04 vs. St. Louis), 3/128
42.2	Irving Fryar (9/4/94 vs. New England), 5/211
41.3	Nat Moore (10/10/76 at Baltimore), 3/124

### HIGHEST RECEIVING AVERAGE BY A ROOKIE

#### SEASON (min: 24 rec.)

19.0	DeVante Parker (2015), 26/494 yards
18.4	Chris Chambers (2001), 48/883 yards
17.4	Ferrell Edmunds (1988), 33/575 yards

#### GAME (min: 3 rec.)

37.7	Chris Chambers (11/11/01 at Indianapolis), 3/113
31.3	Brian Hartline (10/25/09 vs. New Orleans), 3/94
30.3	Mel Baker (12/15/74 vs. New England), 4/121

### MOST 100-YARD RECEIVING GAMES

#### CAREER

28	Mark Duper (1982-92)
22	Mark Clayton (1983-92)
17	Chris Chambers (2001-07)
12	Nat Moore (1974-86)
10	Paul Warfield (1970-74)
10	Duriel Harris (1976-83, 1985)
10	Irving Fryar (1993-95)

#### SEASON

8	Mark Duper (1986)
6	Mark Clayton (1984)
6	Irving Fryar (1994)
5	Mark Clayton (1989)
5	Tony Martin (1999)
5	Brandon Marshall (2011)
4	Paul Warfield (1971)
4	Duriel Harris (1979)
4	Mark Duper (1984)
4	Chris Chambers (2004)
4	Brandon Marshall (2010)
4	Mike Wallace (2013)
4	Jarvis Landry (2016)
4	DeVante Parker (2019)

### MOST 100-YARD RECEIVING GAMES BY A ROOKIE

3	Jack Clancy (1967)
3	Chris Chambers (2001)
2	Terry Kirby (1993)
1	Mel Baker (1974)
1	Duriel Harris (1976)
1	Ferrell Edmunds (1988)
1	Andre Brown (1989)
1	DeVante Parker (2015)

### MOST CONSECUTIVE 100-YARD RECEIVING GAMES

4	Irving Fryar (10th through 13th in 1994)
3	Mark Clayton (14th through 16th in 1984)

3	Mark Duper (3rd through 5th in 1986)
3	Chris Chambers (11th through 13th in 2005)

## TOTAL YARDS FROM SCRIMMAGE

(rushing/receiving)

#### CAREER

8,859	Mark Duper (1982-92), -10/8,869
8,751	Mark Clayton (1983-92), 108/8,643
7,867	Ricky Williams (2002-03, 2005, 2007-10), 6,436/1,431
7,795	Nat Moore (1974-86), 249/7,546
7,425	Larry Csonka (1968-74, 1979), 6,737/688

#### SEASON

2,216	Ricky Williams (2002), 1,853/363
1,723	Ricky Williams (2003), 1,372/351
1,450	Delvin Williams (1978), 1,258/192
1,424	Mark Clayton (1984), 351/389
1,423	Jay Ajayi (2016), 1,272/151

#### GAME

253	Brian Hartline (9/30/12 at Arizona), 0/253
252	Troy Stradford (11/22/87 at Dallas), 169/83
238	Chris Chambers (12/4/05 vs. Buffalo), 0/238
236	Lamar Miller (10/25/15 vs. Houston), 175/61
235	Ricky Williams (12/1/02 at Buffalo), 228/7

### BY ROOKIE, SEASON

1,264	Terry Kirby (1993), 390/874
1,255	Karim Abdul-Jabbar (1996), 1,116/139
1,139	Ronnie Brown (2005), 907/232

## COMBINED YARDAGE

(rushing/receiving/returns)

#### CAREER

9,276	Mark Clayton (1983-92), 108/8,643/525
8,950	Nat Moore (1974-86), 248/7,547/1,155
8,859	Mark Duper (1982-92), -10/8,869/0
8,752	Tony Nathan (1979-87), 3,543/3,592/1,617
8,353	O.J. McDuffie (1993-01), 49/5,074/3,230

#### SEASON

2,216	Ricky Williams (2002), 1,853/363/0
2,208	Wes Welker (2005), 5/434/1,769
2,129	Wes Welker (2006), 0/687/1,442
2,086	Ted Ginn, Jr. (2007) 3/420/1,663
1,947	Jarvis Landry (2015) 113/1,157/677

#### GAME

302	Mercury Morris (11/1/70 at Baltimore), 8-89/3-68/6-145
299	Ted Ginn, Jr. (11/1/09 at N.Y. Jets), 0-0, 0-0, 6-299
297	Wes Welker (10/16/05 at Tampa Bay), 0-0/3-97/10-200
*280	O.J. McDuffie (12/30/95 at Buffalo), 1-9/11-154/6-117
258	Wes Welker (10/21/05 vs. Kansas City), 0-0/2-41/9-217
258	Jarvis Landry (10/4/15 vs. N.Y. Jets at London), 2-29/4-40/8-189

### BY ROOKIE, SEASON

2,086	Ted Ginn, Jr. (2007) 3/420/1,663
1,912	Jarvis Landry (2014) -4/758/1,158
1,777	Wes Welker (2004), 0/0/1,777
1,683	Chris Chambers (2001), -11/883/811



## INDIVIDUAL RECORDS

### PUNTING

#### MOST PUNTS

##### CAREER

633	Larry Seiple (1967-77), 25,347 yards
594	Brandon Fields (2007-14), 27,780 yards
555	Reggie Roby (1983-92), 24,036 yards
339	Matt Turk (2000-01, 2003-04), 13,910 yards
<b>239</b>	<b>Matt Haack (2017-19), 10,684 yards</b>
227	George Roberts (1978-80), 9,314 yards

##### SEASON

98	Matt Turk (2004), 41.7 average
93	Klaus Wilmsmeyer (1998), 42.5 average
92	Matt Turk (2000), 42.1 average
92	Matt Darr (2015), 47.6 average
90	Matt Darr (2016), 44.3 average

##### GAME

11	Matt Turk (12/7/03 at New England), 406 yards
10	George Wilson, Jr. (9/9/66 vs. N.Y. Jets), 483 yards
10	George Roberts (10/12/80 at New England), 445 yards
10	Klaus Wilmsmeyer (9/20/98 vs. Pittsburgh), 458 yards
10	Matt Turk (9/19/04 at Cincinnati), 400 yards
10	Donnie Jones (12/25/06 vs. N.Y. Jets), 427 yards
10	Brandon Fields (12/23/07 at New England), 446 yards
10	Brandon Fields (12/12/10 at N.Y. Jets), 564 yards
10	Brandon Fields (12/22/13 at Buffalo), 501 yards
10	Matt Darr (11/20/16 at Los Angeles), 453 yards

#### HIGHEST GROSS PUNTING AVERAGE

##### CAREER (min: 120 punts)

46.8	Brandon Fields (2007-14), 594 punts
46.0	Matt Darr (2015-16), 182 punts
<b>44.7</b>	<b>Matt Haack (2017-19), 239 punts</b>
44.2	John Kidd (1994-97), 201 punts
43.3	Reggie Roby (1983-92), 555 punts

##### SEASON (min: 40 punts)

50.2	Brandon Fields (2012), 74 punts
48.85	Brandon Fields (2011), 78 punts
48.82	Brandon Fields (2013), 85 punts
47.6	Matt Darr (2015), 92 punts
46.3	Brandon Fields (2014), 58 punts

##### GAME (min: 4 punts)

58.8	Brandon Fields (9/23/12 vs. N.Y. Jets), 4-235 yards
58.5	Reggie Roby (9/28/86 vs. San Francisco), 4-234 yards
58.2	Matt Darr (10/29/15 at New England), 6-349 yards
56.4	Brandon Fields (12/12/10 at N.Y. Jets), 10-564 yards
55.5	Brandon Fields (12/4/11 vs. Oakland), 4-222 yards

#### HIGHEST NET PUNTING AVERAGE

##### CAREER (since 1976, min: 120 punts)

<b>40.0</b>	<b>Matt Haack (2017-19), 239 punts</b>
39.8	Matt Darr (2015-16), 182 punts
39.2	Brandon Fields (2007-14), 594 punts
37.5	Donnie Jones (2005-06), 173 punts
36.9	John Kidd (1994-97), 201 punts

##### SEASON (since 1982, min: 40 punts)

42.4	Brandon Fields (2013), 85 punts
41.2	Brandon Fields (2012), 74 punts

41.2 Brandon Fields (2011), 78 punts

**41.1 Matt Haack (2019), 69 punts**

**40.7 Matt Haack (2017), 83 punts**

#### LONGEST PUNTS

77	Reggie Roby (11/29/87 at Buffalo), net 77
77	Matt Turk (11/25/01 at Buffalo), touchback
74	Brandon Fields (12/22/13 at Buffalo), net 74
73	Larry Seiple (11/14/71 vs. Pittsburgh), touchback
73	Reggie Roby (9/28/86 vs. San Francisco), touchback
73	Reggie Roby (10/5/86 at New England), net 73

#### MOST INSIDE THE 20

##### SEASON (since 1982)

<b>35</b>	<b>Matt Haack (2018), 87 punts</b>
33	Brandon Fields (2013), 85 punts
32	Brandon Fields (2011), 78 punts
32	Matt Darr (2016), 90 punts
31	Donnie Jones (2005), 88 punts
31	Brandon Fields (2010), 73 punts

### PUNT RETURNS

#### MOST PUNT RETURNS

##### CAREER

127	Jake Scott (1970-75)
127	O.J. McDuffie (1993-00)
127	Wes Welker (2004-06)
115	Davone Bess (2008-12)
89	Jarvis Landry (2014-17)

##### SEASON

43	Wes Welker (2004), 10.8 average
43	Wes Welker (2005), 9.1 average
41	Mark Clayton (1983), 9.6 average
41	Wes Welker (2006), 9.2 average
37	Davone Bess (2011), 11.9 average

##### GAME

7	Mercury Morris (10/19/69 at Kansas City), 17.6 average
7	Lamont Brightful (9/19/04 at Cincinnati), 11.1 average
7	Marcus Thigpen (11/24/13 vs. Carolina), 10.1 average

#### MOST PUNT RETURN YARDS

##### CAREER

1,330	Jake Scott (1970-75)
1,232	Wes Welker (2004-06)
1,196	Davone Bess (2008-12)
1,127	O.J. McDuffie (1993-00)
830	Tom Vigorito (1981-85)

##### SEASON

464	Wes Welker (2004), 10.8 average
442	Davone Bess (2011), 11.9 average
392	Mark Clayton (1983), 9.6 average
390	Wes Welker (2005), 9.1 average
379	Tom Vigorito (1981), 10.5 average

##### GAME

123	Mercury Morris (10/19/69 at Kansas City), 7 returns
114	O.J. McDuffie (12/13/93 vs. Pittsburgh), 5 returns
106	James Pruitt (9/14/86 vs. Indianapolis), 2 returns



## INDIVIDUAL RECORDS

### MOST PUNT RETURN TOUCHDOWNS

#### CAREER

2	Freddie Solomon (1975-77)
2	Tom Vigorito (1981-85)
2	O.J. McDuffie (1993-00)
<b>2</b>	<b>Jakeem Grant Sr. (2016-19)</b>

#### SEASON

2	O.J. McDuffie (1993)
---	----------------------

### LONGEST PUNT RETURNS

87t	Tom Vigorito (9/10/81 vs. Pittsburgh)
87t	Ted Ginn, Jr. (11/18/07 at Philadelphia)
86t	Tony Nathan (10/14/79 vs. Buffalo)
81t	Jeff Ogden (10/29/00 vs. Green Bay)
79t	Freddie Solomon (12/5/76 vs. Buffalo)
77t	Jake Scott (11/22/70 vs. Baltimore)
<b>74t</b>	<b>Jakeem Grant Sr. (10/9/16 vs. Tennessee)</b>
72t	O.J. McDuffie (12/13/93 vs. Pittsburgh)
72t	Marcus Thigpen (9/9/12 at Houston)
71t	James Pruitt (9/14/86 vs. Indianapolis)
71t	O.J. McDuffie (10/24/93 vs. Indianapolis)
71t	Wes Welker (12/20/04 vs. New England)
<b>71t</b>	<b>Jakeem Grant Sr. (10/7/18 at Cincinnati)</b>
70t	Scott Schwedes (12/17/89 at Indianapolis)

### HIGHEST PUNT RETURN AVERAGE

#### CAREER (min: 50 returns)

13.7	Jeff Ogden (2000-01), 51 returns
11.4	Freddie Solomon (1975-77), 71 returns
10.51	Tom Vigorito (1981-85), 79 returns
10.47	Jake Scott (1970-75), 127 returns
10.4	Davone Bess (2008-12), 115 returns

#### SEASON (min: 15 returns)

17.0	Jeff Ogden (2000), 19 returns
12.5	Nate Jacquet (1999), 28 returns
12.3	Freddie Solomon (1975), 26 returns
12.21	Terrell Buckley (1998), 29 returns
12.15	Marcus Thigpen (2012), 26 returns

#### GAME (min: 3 returns)

33.0	Ted Ginn Jr. (11/18/07 at Philadelphia), 3-99 yards
<b>28.3</b>	<b>Jakeem Grant Sr. (10/7/18 at Cincinnati), 3-85 yards</b>
26.3	Tom Vigorito (9/12/82 at N.Y. Jets), 3-79 yards
26.3	Wes Welker (9/7/06 at Pittsburgh), 3-79 yards
22.8	O.J. McDuffie (12/13/93 vs. Pittsburgh), 5-114 yards

### MOST FAIR CATCHES

#### CAREER

91	O.J. McDuffie (1993-01)
85	Davone Bess (2008-12)
64	Wes Welker (2004-06)
55	Jake Scott (1970-75)
53	Jarvis Landry (2014-17)

#### SEASON

29	Wes Welker (2006)
24	O.J. McDuffie (1996)
24	Davone Bess (2011)
23	Wes Welker (2005)
22	O.J. McDuffie (1993)

#### GAME

6	Jake Scott (12/20/70 vs. Buffalo)
---	-----------------------------------

### KICKOFF RETURNS

### MOST KICKOFF RETURNS

#### CAREER

166	Wes Welker (2004-06)
147	Ted Ginn, Jr. (2007-09)
123	Fulton Walker (1981-85)
111	Mercury Morris (1969-75)
107	Brock Marion (1998-03)

#### SEASON

63	Ted Ginn, Jr. (2007), 22.7 average
62	Brock Marion (1999), 24.6 average
61	Wes Welker (2005), 22.6 average
57	Wes Welker (2004), 23.0 average
52	Ted Ginn, Jr. (2009), 24.9 average

#### GAME

8	Joe Cribbs (12/18/88 at Pittsburgh), 21.1 average
*8	Marc Logan (1/12/91 at Buffalo), 17.3 average
8	Ted Ginn, Jr. (12/2/07 vs. N.Y. Jets), 24.8 average
8	Ted Ginn, Jr. (11/23/08 vs. New England), 19.3 average

### MOST KICKOFF RETURN YARDS

#### CAREER

3,756	Wes Welker (2004-06)
3,386	Ted Ginn, Jr. (2007-09)
2,947	Mercury Morris (1969-75)
2,944	Fulton Walker (1981-85)
2,517	Brock Marion (1998-03)

#### SEASON

1,524	Brock Marion (1999), 24.6 average
1,433	Ted Ginn, Jr. (2007), 22.7 average
1,379	Wes Welker (2005), 22.6 average
1,313	Wes Welker (2004), 23.0 average
1,296	Ted Ginn, Jr. (2009), 24.9 average

#### GAME

299	Ted Ginn, Jr. (11/1/09 at N.Y. Jets), long 101t
215	Travis Minor (10/13/02 at Denver), long 66
210	Wes Welker (1/2/05 at Baltimore), long 95t
205	Albert Johnson (9/29/02 at Kansas City), long 49
204	Gene Milton (9/21/68 vs. Oakland), long 73

### MOST KICKOFF RETURN TOUCHDOWNS

#### CAREER

3	Mercury Morris (1969-75)
2	Ted Ginn, Jr. (2007-09)
<b>2</b>	<b>Jakeem Grant Sr. (2016-19)</b>

#### SEASON

2	Ted Ginn, Jr. (2009)
---	----------------------

#### GAME

2	Ted Ginn, Jr. (11/1/09 at N.Y. Jets), 100, 101 yards
---	--



## INDIVIDUAL RECORDS

### LONGEST KICKOFF RETURNS

105t	Mercury Morris (9/14/69 at Cincinnati)
<b>102t</b>	<b>Jakeem Grant Sr. (9/9/18 vs. Tennessee)</b>
101t	Ted Ginn, Jr. (11/1/09 at N.Y. Jets)
<b>101t</b>	<b>Jakeem Grant Sr. (11/17/19 vs. Buffalo)</b>
100t	Ted Ginn, Jr. (11/1/09 at N.Y. Jets)
**98t	Fulton Walker (1/30/83 vs. Washington)
97t	Marc Logan (10/1/89 at Houston)
96t	Mercury Morris (12/6/70 vs. Boston)
96t	Marcus Thigpen (11/15/12 at Buffalo)
96t	Kenyan Drake (11/6/16 vs. N.Y. Jets)
95t	Joe Auer (9/2/66 vs. Oakland)
95t	Bobby Neff (9/14/68 vs. Houston)
95t	Wes Welker (1/2/05 at Baltimore)

### HIGHEST KICKOFF RETURN AVERAGE

#### CAREER (min: 50 returns)

26.5	Mercury Morris (1969-75), 111 returns
25.3	Duriel Harris (1976-83, 1985), 56 returns
<b>25.1</b>	<b>Jakeem Grant Sr. (2016-19), 81 returns</b>
24.8	Marcus Thigpen (2012-13), 77 returns
23.9	Fulton Walker (1981-85), 123 returns

#### SEASON (min: 14 returns)

32.9	Duriel Harris (1976), 17 returns, 559 yards
<b>29.7</b>	<b>Jakeem Grant Sr. (2018), 18 returns, 535 yards</b>
29.6	Gary Davis (1977), 14 returns, 414 yards
29.0	Mercury Morris (1970), 28 returns, 812 yards
28.2	Mercury Morris (1971), 15 returns, 423 yards

#### GAME (min: 3 returns)

49.8	Ted Ginn, Jr. (11/1/09 at N.Y. Jets), 6-299
47.7	Fulton Walker (10/16/83 at N.Y. Jets), 3-143
<b>**47.5</b>	<b>Fulton Walker (1/30/83 vs. Washington), 4-190</b>
46.7	Joe Auer (9/2/66 vs. Oakland), 3-140
46.0	Marc Logan (10/1/89 at Houston), 3-138

## INTERCEPTIONS

### MOST INTERCEPTIONS

#### CAREER

35	Jake Scott (1970-75)
34	Dick Anderson (1968-77)
31	Sam Madison (1997-05)
29	Glenn Blackwood (1979-87)
29	Patrick Surtain (1998-04)

#### SEASON

10	Dick Westmoreland (1967), 127 yards
8	Willie West (1966), 62 yards
8	Dick Anderson (1968), 230 yards
8	Dick Anderson (1970), 191 yards
8	Dick Anderson (1973), 163 yards
8	Jake Scott (1974), 75 yards
8	Terrell Buckley (1998), 157 yards
8	Sam Madison (1998), 114 yards

#### GAME

4	Dick Anderson (12/3/73 vs. Pittsburgh), 121 yards
3	Willie West (10/23/66 at Houston), 49 yards
3	Dick Westmoreland (11/26/67 vs. Buffalo), 43 yards
3	Charlie Babb (9/22/75 vs. Oakland), 18 yards
3	Curtis Johnson (10/19/75 vs. N.Y. Jets), 25 yards
3	Larry Gordon (12/10/78 vs. Oakland), 35 yards

*3	A.J. Duhe (1/23/83 vs. N.Y. Jets), 36 yards
3	William Judson (10/16/83 at N.Y. Jets), 23 yards
3	Louis Oliver (10/4/92 at Buffalo), 170 yards
3	Sam Madison (11/7/99 vs. Tennessee), 101 yards

### MOST INTERCEPTIONS BY A ROOKIE

#### SEASON

8	Dick Anderson (1968), 230 yards
5	Lloyd Mumphord (1969), 102 yards
5	Jake Scott (1970), 112 yards
5	Don McNeal (1980), 17 yards

#### GAME

2	Dick Anderson (11/24/68 at Boston), 109 yards
2	Lloyd Mumphord (12/7/69 vs. Denver), 0 yards
2	Curtis Johnson (10/3/70 vs. Oakland), 26 yards
2	Gerald Small (12/10/78 vs. Oakland), 85 yards
2	Don McNeal (10/12/80 at New England), 2 yards
2	Jarvis Williams (10/9/88 at L.A. Raiders), 23 yards

### MOST CONSECUTIVE GAMES WITH AN INTERCEPTION

5	Dick Westmoreland (9th through 13th in 1967)
---	--

### MOST INTERCEPTION RETURN YARDS

#### CAREER

792	Dick Anderson (1968-77), 23.3 average
569	Louis Oliver (1989-93, 1995-96), 23.7 average
487	Sam Madison (1997-05), 15.7 average
431	Brock Marion (1998-03), 21.6 average
425	Jake Scott (1970-75), 12.1 average
425	Terrell Buckley (1995-99, 2003), 17.7 average

#### SEASON

230	Dick Anderson (1968), 8 for 28.8 average
227	Brock Marion (2001), 5 for 45.4 average
200	Louis Oliver (1992), 5 for 40.0 average
198	Jimmy Warren (1966), 5 for 39.6 average
191	Dick Anderson (1970), 8 for 23.9 average

#### GAME

170	Louis Oliver (10/4/92 at Buffalo), 3 interceptions
121	Dick Anderson (12/3/73 vs. Pittsburgh), 4 interceptions
107	Dick Anderson (11/24/68 at Boston), 2 interceptions
101	Sam Madison (11/7/99 vs. Tennessee), 3 interceptions
100	Brock Marion (1/6/02 vs. Buffalo), 1 interception

### LONGEST INTERCEPTION RETURNS

103t	Louis Oliver (10/4/92 at Buffalo), Jim Kelly
100t	Brock Marion (1/6/02 vs. Buffalo), Travis Brown
96t	Dick Anderson (11/24/68 at Boston), Tom Sherman
94t	Brent Grimes (10/31/13 vs. Cincinnati), Andy Dalton
91t	Terrell Buckley (10/13/96 at Buffalo), Jim Kelly
86t	Dick Anderson (12/20/70 vs. Buffalo), Dennis Shaw
86t	William Judson (60t), Mike Kozlowski (26, lateral), (9/9/84 vs. New England), Steve Grogan
81t	Louis Delmas (10/26/14 at Jacksonville), Blake Bortles
76t	Troy Vincent (58t), Gene Atkins (18, lateral), (12/12/94 vs. Kansas City), Steve Bono
74t	Terrell Buckley (12/21/03 at Buffalo), Drew Bledsoe
70t	Jimmy Warren (11/13/66 at Kansas City), Len Dawson
70	Sammy Knight (11/27/03 at Dallas), Quincy Carter



## INDIVIDUAL RECORDS

### INTERCEPTIONS RETURNED FOR TOUCHDOWNS

#### CAREER

4	<b>Reshad Jones (2010-19)</b>
4	Zach Thomas (1996-2007)
3	Dick Anderson (1968-77)
3	Terrell Buckley (1995-99, 2003)
3	Jason Taylor (1997-2007, 2009, 2011)

#### SEASON

2	Bill Stanfill (1969), 15,17 yards
2	Dick Anderson (1973), 27,38 yards
2	Mike Kozlowski (1983), 35,38 yards
2	Zach Thomas (1998), 17,1 yards
2	Brock Marion (2001), 26,100 yards
2	Jason Taylor (2006), 20,51 yards
2	<b>Reshad Jones (2015), 30,23 yards</b>

#### GAME

2	Dick Anderson (12/3/73 vs. Pittsburgh)
2	Mike Kozlowski (12/16/83 vs. N.Y. Jets)

## SACKS

### MOST SACKS

#### CAREER

131.0	Jason Taylor (1997-2007, 2009, 2011)
98.0	Cameron Wake (2009-18)
69.5	Bill Stanfill (1969-76)
65.5	Doug Betters (1978-87)
65.0	Vern Den Herder (1971-82)

#### SEASON

18.5	Bill Stanfill (1973)
18.5	Jason Taylor (2002)
17.5	Joey Porter (2008)
16.5	Trace Armstrong (2000)
16.0	Doug Betters (1983)

#### GAME

5.0	Bill Stanfill (10/7/73 vs. N.Y. Jets)
5.0	Vern Den Herder (10/21/73 vs. Buffalo)
5.0	Bill Stanfill (11/17/74 vs. Buffalo)
4.5	Cameron Wake (9/30/12 at Arizona)
4.0	Vern Den Herder (9/22/74 at Buffalo)
4.0	Vern Den Herder (11/11/79 vs. Baltimore)
4.0	Doug Betters (9/4/83 at Buffalo)
4.0	E.J. Junior (10/6/91 at New England)
4.0	Joey Porter (9/21/08 at New England)
4.0	Cameron Wake (10/18/15 at Tennessee)

### MOST SACKS BY A ROOKIE

#### SEASON

8.0	Bill Stanfill (1969)
8.0	Lorenzo Bromell (1998)
7.0	A.J. Duhe (1977)
6.0	Marco Coleman (1992)
5.0	Derrick Rodgers (1997)
5.0	Jason Taylor (1997)

#### GAME

3.0	A.J. Duhe (11/6/77 at N.Y. Jets)
3.0	Marco Coleman (10/25/92 vs. Indianapolis)
2.0	Bill Stanfill (10/26/69 vs. Buffalo)
2.0	Bob Baumhower (11/20/77 at Cincinnati)

2.0	A.J. Duhe (12/11/77 at New England)
2.0	Doug Betters (10/29/78 vs. Baltimore)
2.0	Charles Bowser (1/2/83 at Baltimore)
2.0	John Bosa (12/17/87 vs. N.Y. Jets)
2.0	Marco Coleman (11/1/92 at N.Y. Jets)
2.0	Shane Burton (12/1/96 at Oakland)
2.0	Derrick Rodgers (10/12/97 at N.Y. Jets)
2.0	Lorenzo Bromell (9/13/98 vs. Buffalo)
2.0	Lorenzo Bromell (11/29/98 vs. New Orleans)
2.0	Olivier Vernon (10/14/12 vs. St. Louis)
2.0	<b>Jerome Baker (10/7/18 at Cincinnati)</b>

## FUMBLES

### MOST FUMBLES

#### CAREER

110	Dan Marino (1983-99)
52	Bob Griese (1967-80)
51	Ryan Tannehill (2012-18)
34	Tony Nathan (1979-87)
31	Mercury Morris (1969-75)

#### SEASON

14	Matt Moore (2011)
13	Gus Frerotte (2005)
10	Dan Marino (1988)
10	A.J. Feeley (2004)
10	Ryan Tannehill (2015)

#### GAME

4	Craig Erickson (10/6/96 vs. Seattle)
4	Cleo Lemon (12/9/07 at Buffalo)
4	Jay Cutler (12/17/17 at Buffalo)
3	11 times (last: Ryan Tannehill, 12/11/16 vs. Arizona)

### MOST FUMBLES BY A ROOKIE

#### SEASON

9	Ryan Tannehill (2012)
8	Tony Nathan (1979)
7	Scott Schwedes (1987)
7	John Beck (2007)
7	Jarvis Landry (2014)

#### GAME

3	Rick Norton (9/9/66 vs. N.Y. Jets)
3	Scott Schwedes (12/13/87 at Philadelphia)
3	John Beck (12/2/07 vs. N.Y. Jets)
3	Jamil Douglas (11/29/15 at N.Y. Jets)

### MOST OWN FUMBLE RECOVERIES

#### CAREER

42	Dan Marino (1983-99)
23	Bob Griese (1967-80)
16	Ryan Tannehill (2012-18)

#### SEASON

7	Dan Marino (1988)
6	Bob Griese (1971)
6	Jay Cutler (2017)

#### GAME

4	Jay Cutler (12/17/17 at Buffalo)
3	Rick Norton (11/9/69 at Boston)
3	Craig Erickson (10/6/96 vs. Seattle)





## INDIVIDUAL RECORDS

3	Lamont Brightful (9/19/04 at Cincinnati)
3	Cleo Lemon (12/9/07 at Buffalo)
3	Ryan Tannehill (11/29/15 at N.Y. Jets)

### MOST OPPONENT FUMBLE RECOVERIES

#### CAREER

27	Jason Taylor (1997-2007, 2009, 2011)
16	Bob Baumhower (1977-86)
15	Dick Anderson (1968-77)
14	Vern Den Herder (1971-82)
13	Glenn Blackwood (1979-87)

#### SEASON

5	Dick Anderson (1972)
5	Bud Brown (1985)
4	12 times (last – Kiko Alonso, 2016)

#### GAME

2	Tom Nomina (11/13/66 at Kansas City), 0 yards
2	Art Powell (10/18/70 at Buffalo), 0 yards
2	Jim Riley (11/7/76 vs. Buffalo), 0 yards
2	Jeris White (11/28/76 at Cleveland), 0 yards
2	Bob Baumhower (12/11/77 at New England), 0 yards
2	Tim Foley (11/29/79 vs. New England), 2 yards
2	Glenn Blackwood (10/19/80 vs. Buffalo), 0 yards
2	Doug Betters (11/6/83 at San Francisco), 0 yards
2	Bud Brown (9/8/85 vs Houston), 6 yards
2	Bryan Cox (10/31/93 vs. Kansas City), 1 yard
2	Jason Taylor (10/7/01 vs. New England), 1 yard, 1 TD
2	<b>Reshad Jones (12/23/12 vs. Buffalo), 24 yards</b>
2	<b>Reshad Jones (10/8/17 vs. Tennessee), 38 yards</b>

### FUMBLE RETURNS FOR TOUCHDOWNS

85t	Jason Taylor (9/11/05 vs. Denver), Jake Plummer
59t	Trell Hooper (10/11/87 vs. Kansas City), Robert Parker
55t	Liffort Hobley (10/11/87 vs. Kansas City), Chris Smith
50t	Cortland Finnegan (9/28/14 at Oakland in London), Matt McGloin
48t	Renaldo Hill (11/19/06 vs. Minnesota), Chester Taylor
48t	Jason Taylor (11/1/09 at N.Y. Jets), Shonn Greene
44t	Don Bessillieu (10/19/80 vs. Buffalo), Joe Cribbs
43t	Michael Lehan (12/2/07 vs. N.Y. Jets), Kellen Clemens
38t	<b>Reshad Jones (10/8/17 vs. Tennessee), Matt Cassel</b>
37t	Pat Johnson (12/24/95 at St. Louis), Todd Kinchen
35t	Dick Anderson (10/15/72 vs. San Diego), Mke Garrett
34t	Jason Taylor (11/27/03 at Dallas), Quincy Carter
29t	Jason Taylor (10/1/00 at Cincinnati), Akili Smith
25t	Mike Kozlowski (12/6/81 vs. New England), Sam Cunningham
22t	Terrell Buckley (10/27/97 vs. Chicago), Ricky Proehl
21t	Bob Baumhower (10/7/84 at Pittsburgh), Mark Malone
20t	Sam Madison (10/8/00 vs. Buffalo), Sammy Morris
19t	Liffort Hobley (10/9/88 at L.A. Raiders), Vance Mueller
15t	Jimmy Warren off lateral from Bob Neff, (12/16/67 vs. Boston), Jim Nance
14t	<b>Reshad Jones (11/26/17 at New England), Tom Brady</b>
13t	Nick Buoniconti (9/30/73 vs. New England), John Taver
13t	Bob Baumhower (10/9/78 vs. Cincinnati), Dave Turner
13t	Brian Sochia (12/30/90 vs. Indianapolis), Jeff George
10t	Willie West (10/6/68 at Houston), Bob Davis
10t	Sean Hill (9/1/96 vs. New England), Louis Oliver
7t	Bob Brudzinski (10/27/85 at Detroit), Eric Hipple
4t	O.J. McDuffie (10/12/97 at N.Y. Jets), Charles Jordan

4t	Jason Taylor (9/13/99 at Denver), Brian Griese
2t	Randy McMichael (10/12/03 at Jacksonville), Obafemi Ayanbadejo
1t	Cliff Odom (10/28/90 at Indianapolis), Jack Trudeau
1t	Jason Taylor (10/7/01 vs. New England), Tom Brady
1t	Derrick Pope (11/28/04 at San Francisco), Tim Rattay
0t	Chuck Klingbeil (9/22/91 vs. Green Bay), Don Majkowski
0t	Scott Miller (9/1/96 vs. New England), Stanley Pritchett
0t	Tim Bowens (11/30/97 at Oakland), Jeff George
0t	Travis Minor (10/28/01 at Seattle), Jay Fiedler
0t	Trent Gamble (9/8/02 vs. Detroit), Chris Cash
0t	Koa Misi (9/19/10 at Minnesota), Brett Favre

### FUMBLE RETURNS FOR TOUCHDOWNS

#### CAREER

6	Jason Taylor (1997-2007, 2009, 2011)
2	Bob Baumhower (1977-86)
2	Liffort Hobley (1987-93)
2	<b>Reshad Jones (2010-19)</b>

## TAKEAWAYS

(interceptions/fumble recoveries)

### MOST TAKEAWAYS

#### CAREER

51	Dick Anderson (1968-77), 34 INTs, 17 FRs
42	Jake Scott (1970-75), 35 INTs, 7 FRs
41	Glenn Blackwood (1979-87), 29 INTs, 12 FRs
35	Sam Madison (1997-05), 31 INTs, 4 FRs
35	Jason Taylor (1997-2007, 2009, 2011), 8 INTs, 27 FRs

#### SEASON

11	Dick Anderson (1970), 8 INTs, 3 FRs
11	Jake Scott (1974), 8 INTs, 3 FRs
10	Dick Westmoreland (1967), 10 INTs
9	Dick Anderson (1968), 8 INTs, 1 FR
9	Dick Anderson (1972), 3 INTs, 6 FRs
9	Terrell Buckley (1998), 8 INTs, 1 FR

#### GAME

4	Dick Anderson (12/3/73 vs. Pittsburgh), 4 INTs
4	Jeris White (11/26/76 at Cleveland), 2 INTs, 2 FRs

### MOST TAKEAWAYS BY A ROOKIE

#### SEASON

9	Dick Anderson (1968), 8 INTs, 1 FR
7	Lloyd Mumphord (1969), 5 INTs, 2 FRs
7	Curtis Johnson (1970), 3 INTs, 4 FRs
7	Jarvis Williams (1988), 4 INTs, 3 FRs

#### GAME

3	Lloyd Mumphord (12/7/69 vs. Denver), 2 INTs, 1 FR
---	---

## BLOCKED KICKS

### MOST BLOCKED KICKS

#### CAREER

9	Curtis Johnson (1970-78), 6 FGs, 2 Punts, 1 PAT
8	Lloyd Mumphord (1969-74), 7 FGs, 1 Punt
5	Vern Den Herder (1971-82), 4 FGs, 1 Punt
5	William Judson (1982-89), 3 FGs, 2 Punts
5	Jeff Cross (1988-95), 3 FGs, 1 Punt, 1 PAT





## INDIVIDUAL RECORDS

### SEASON

- 4 Wahoo McDaniel (1966), 1 FG, 3 PATs
- 3 Frank Cornish (1970), 2 FGs, 1 PAT
- 3 Curtis Johnson (1972), 1 FG, 2 Punts
- 3 Shane Burton (1998), 3 FGs

### MOST BLOCKED FIELD GOALS

#### CAREER

- 7 Lloyd Mumphord (1969-74)
- 6 Curtis Johnson (1970-78)
- 4 Vern Den Herder (1971-82)
- 4 Bob Baumhower (1977-86)

### SEASON

- 3 Shane Burton (1998)

### BLOCKED FIELD GOAL RETURNS FOR TOUCHDOWNS

- 51t Lloyd Mumphord (12/6/70 vs. Boston), Gino Capelletti
- 47t Curtis Johnson (12/19/71 vs. Green Bay), Tim Webster

### LONGEST SHORT FIELD GOAL RETURNS

- 50 Jake Scott (12/6/70 vs. Boston), Gino Capelletti

### MOST BLOCKED PUNTS

#### CAREER

- 3 Tim Foley (1970-80)
- 3 Jimmy Wilson (2011-14)
- 2 Curtis Johnson (1970-78)

- 2 William Judson (1982-89)
- 2 Marc Logan (1989-91)
- 2 Terrence Fede (2014-17)

### SEASON

- 2 Curtis Johnson (1972)
- 2 Tim Foley (1973)
- 2 Marc Logan (1991)

### BLOCKED PUNT RETURNS FOR TOUCHDOWNS

- 19t Mark Higgs (10/18/90 vs. New England), Brian Hansen
- 11t Walt Aikens (12/17/16 at N.Y. Jets), Lachlan Edwards
- 8t Tim Foley (11/11/73 vs. Baltimore), David Lee
- \*5t Charlie Babb (12/24/72 vs. Cleveland), Don Cockroft
- 5t Tim Foley (11/11/73 vs. Baltimore), David Lee
- 0t Lex Hilliard (11/20/11 vs. Buffalo), Brian Moorman
- 0t Olivier Vernon (10/28/12 at N.Y. Jets), Robert Malone

### MOST BLOCKED POINTS AFTER TOUCHDOWNS

#### CAREER

- 3 Wahoo McDaniel (1966-68)
- 3 Doug Betters (1978-87)

### DEFENSIVE 2-POINT CONVERSIONS

- 1 Walt Aikens (12/11/16 vs. Arizona), returned blocked PAT (Jordan Phillips)

## TEAM RECORDS

\* - Playoff Game

\*\* - Super Bowl

1966-77: 14 games

1983-86: 16 games

1978-81: 16 games

1987: 15 games

1982: 9 games

1988-2019: 16 games

Records listed do not include 1982 regular season, which consisted of 9 games due to a players' strike.

# - Record includes game on 11/30/69 played at Tampa's Tampa Stadium and games on 10/28/07, 10/4/15 and 10/1/17 played at London's Wembley Stadium that were designated as home games.

^ - Record includes game on 9/28/14 played at London's Wembley Stadium that was designated as a road game.

## CHAMPIONSHIPS

### SUPER BOWL

- 2 1972, 1973

### AMERICAN FOOTBALL CONFERENCE

- 5 1971, 1972, 1973, 1982, 1984

### AFC EASTERN DIVISION

- 13 1971, 1972, 1973, 1974, 1979, 1981, 1983, 1984, 1985, 1992, 1994, 2000, 2008

### PLAYOFF BERTHS

- 23 1970, 1971, 1972, 1973, 1974, 1978, 1979, 1981, 1982, 1983, 1984, 1985, 1990, 1992, 1994, 1995, 1997, 1998, 1999, 2000, 2001, 2008, 2016

## GAMES

### REGULAR SEASON RECORD

- 457-371-4 (.552)

### PLAYOFF RECORD

- 20-21 (.488)

### OVERALL RECORD

- 477-392-4 (.549)

### HOME REGULAR-SEASON RECORD

- 262-150-3 (.635)#

### ORANGE BOWL REGULAR-SEASON RECORD:

- 110-38-3 (.738)

### HARD ROCK STADIUM REGULAR-SEASON RECORD

- 152-108 (.585)

### HOME PLAYOFF RECORD

- 15-7 (.682)

### ORANGE BOWL PLAYOFF RECORD

- 10-4 (.714)



## TEAM RECORDS

### HARD ROCK STADIUM PLAYOFF RECORD

5-3 (.625)

### HOME OVERALL RECORD

277-157-3 (.637)#

### ORANGE BOWL OVERALL RECORD

120-42-3 (.736)

### HARD ROCK STADIUM OVERALL RECORD

157-111 (.586)

### ROAD REGULAR-SEASON RECORD

195-221-1 (.469)^

### ROAD PLAYOFF RECORD

5-14 (.263)

### ROAD OVERALL RECORD

200-235-1 (.460)^

### MOST WINS IN A SEASON

17 1972 (14 regular season, 3 playoffs)  
16 1984 (14 regular season, 2 playoffs)

### BEST SEASON WINNING PERCENTAGE

1.000 in 1972 (14-0 regular season, 3-0 playoffs)

### FEWEST WINS IN A SEASON

1 in 2007

### LOWEST SEASON WINNING PERCENTAGE

.063 in 2007 (1-15)

## CONSECUTIVES

### MOST WINS

18 1st in 1972 through 1st in 1973

### MOST REGULAR SEASON WINS

16 14th in 1971 through 1st in 1973  
16 12th in 1983 through 11th in 1984

### MOST HOME WINS

31 10/17/71 through 12/15/74

### MOST REGULAR-SEASON HOME WINS

27 10/17/71 through 12/15/74

### MOST ROAD WINS

9 9/17/72 through 1/14/73

### MOST REGULAR-SEASON ROAD WINS

7 9/17/72 through 12/10/72  
7 12/4/83 through 11/4/84

### MOST WINS IN A SERIES

20 vs. Buffalo, 1970-79

### MOST PRESEASON WINS

11 5th in 1975 through 3rd in 1977

### MOST LOSSES

16 14th in 2006 through 13th in 2007

### MOST REGULAR-SEASON LOSSES

16 14th in 2006 through 13th in 2007

### MOST HOME LOSSES

7 12/25/06 through 12/2/07  
7 11/18/10 through 10/23/11

### MOST ROAD LOSSES

11 12/17/06 through 9/14/08

### MOST LOSSES IN A SERIES

8 vs. N.Y. Jets, 1966-69  
8 vs. N.Y. Jets, 1998-2001

### MOST PRESEASON LOSSES

7 5th in 1988 through 2nd in 1990

## SCORING

### MOST POINTS SCORED

Season	513	1984
Game	55	11/24/77 at St. Louis

### FEWEST POINTS SCORED

Season	213	1966
Game	0	23 times, last 9/15/19 vs. New England

### MOST POINTS ALLOWED

Season	494	2019
Game	*62	1/15/00 at Jacksonville
	59	9/8/19 vs. Baltimore
	58	9/18/66 at Buffalo
	51	9/21/86 at N.Y. Jets

### FEWEST POINTS ALLOWED

Season	150	1973
Game	0	26 times, last 11/2/14 vs. San Diego

### MOST POINTS, BOTH TEAMS

Game	96	at N.Y. Jets 51, Miami 45, ot (9/21/86)
	81	Buffalo 47, at Miami 34 (12/19/93)
	80	New Orleans 46, Miami 34 (10/25/09)

### FEWEST POINTS, BOTH TEAMS

Game	3	at New England 3, Miami 0 (12/12/82)
	3	at Pittsburgh 3, Miami 0 (11/26/07)
	9	New England 6, at Miami 3 (11/20/88)

### MOST DECISIVE WIN

Game	52	52-0 vs. New England (11/12/72)
	44	44-0 vs. Baltimore (11/11/73)
	43	43-0 at N.Y. Jets (10/19/75)
	42	42-0 at Baltimore (9/10/78)
	42	45-3 vs. N.Y. Jets (11/24/86)
	42	42-0 vs. Kansas City (10/11/87)



## TEAM RECORDS

### MOST DECISIVE LOSS

Game	*55	62-7 at Jacksonville (1/15/00)
	49	59-10 vs. Baltimore (9/8/19)
	45	48-3 vs. Kansas City (9/28/68)
	43	43-0 vs. New England (9/15/19)
	41	41-0 at Kansas City (10/8/67)
	41	41-0 at Indianapolis (12/14/97)

### MOST TOUCHDOWNS SCORED

Season	70	1984
Game	8	11/24/77 at St. Louis

### FEWEST TOUCHDOWNS SCORED

Season	26	1966, 2006, 2010
--------	----	------------------

### MOST TOUCHDOWNS ALLOWED

Season	57	2019
Game	8	9/18/66 at Buffalo
	*8	1/15/00 at Jacksonville
	8	9/8/19 vs. Baltimore

### FEWEST TOUCHDOWNS ALLOWED

Season	14	1973
--------	----	------

### MOST TOUCHDOWNS SCORED BY

#### RUSHING

Season	26	1972, 1975
Game	4	11 times, last 9/16/13 vs. Oakland

#### PASSING

Season	49	1984
Game	6	11/24/77 at St. Louis
	6	9/21/86 at N.Y. Jets

#### INTERCEPTION

Season	5	2001
Game	2	12/3/73 vs. Pittsburgh
	2	9/12/82 at N.Y. Jets
	2	12/16/83 vs. N.Y. Jets
	2	12/6/98 at Oakland
	2	10/26/14 at Jacksonville

#### KICKOFF RETURN

Season	2	2009
Game	2	11/1/09 at N.Y. Jets

#### PUNT RETURN

Season	2	1993
--------	---	------

#### FUMBLE RETURN

Season	3	1997
Game	2	10/11/87 vs. Kansas City
	2	9/1/96 vs. New England

#### BLOCKED PUNT RETURN

Season	2	1973
Game	2	11/11/73 vs. Baltimore

### FEWEST TOUCHDOWNS SCORED BY

#### RUSHING

Season	4	2017
--------	---	------

#### PASSING

Season	12	2007, 1969
--------	----	------------

### MOST TOUCHDOWNS ALLOWED BY

#### RUSHING

Season	23	1986
Game	5	9/4/88 at Chicago
	5	9/8/19 vs. Baltimore

#### PASSING

Season	39	2019
Game	6	10/21/07 vs. New England
	6	9/8/19 vs. Baltimore

#### INTERCEPTION

Season	8	2004
Game	2	12/18/88 at Pittsburgh
	2	11/23/97 at New England
	2	10/17/99 at New England
	2	11/18/01 vs. N.Y. Jets
	2	10/25/09 vs. New Orleans
	2	10/26/17 at Baltimore
	2	9/15/19 vs. New England

#### KICKOFF RETURN

Season	2	1994, 2007, 2010
--------	---	------------------

#### PUNT RETURN

Season	2	2008
--------	---	------

#### FUMBLE RETURN

Season	3	1974
--------	---	------

#### BLOCKED FIELD GOAL RETURN

Season	1	1979, 1989, 2010, 2014
--------	---	------------------------

### FEWEST TOUCHDOWNS ALLOWED BY

#### RUSHING

Season	6	1998, 1999
--------	---	------------

#### PASSING

Season	5	1973
--------	---	------

### MOST POINTS AFTER TOUCHDOWN SCORED

Season	66	1984
Game	7	11/12/72 vs. New England
	7	11/24/77 at St. Louis
	7	9/3/95 vs. N.Y. Jets
	7	9/8/02 vs. Detroit

### MOST POINTS AFTER TOUCHDOWN SCORED, OPPONENT

Season	49	2007
Game	*8	1/15/00 at Jacksonville
	8	9/8/19 vs. Baltimore
	7	9/18/66 at Buffalo
	7	10/21/07 vs. New England

### MOST FIELD GOALS SCORED

Season	39	1999
Game	7	12/8/19 at N.Y. Jets



## TEAM RECORDS

### MOST FIELD GOALS SCORED, OPPONENT

Season	34	2013
Game	5	9/28/69 at Houston
	5	9/25/88 at Indianapolis
	*5	1/17/93 vs. Buffalo
	5	10/13/02 at Denver
	5	9/7/03 vs. Houston
	5	10/7/07 at Houston
	5	9/14/14 at Buffalo
	5	9/29/16 at Cincinnati
	5	12/24/17 at Kansas City

### MOST SAFETIES SCORED

Season	3	2005, 2014
Game	2	12/3/17 vs. Denver

### MOST SAFETIES SCORED, OPPONENT

Season	4	2015
Game	1	32 times, last 11/3/19 vs. N.Y. Jets

### MOST 2-POINT CONVERSION ATTEMPTS

Season	10	1994
Game	4	at Indianapolis, 11/26/95

### MOST 2-POINT CONVERSION ATTEMPTS, OPPONENT

Season	5	1995, 2009, 2016, 2019
Game	2	Six times, last 12/22/19 vs. Cincinnati

### MOST 2-POINT CONVERSIONS

Season	6	1994
Game	2	at Indianapolis, 11/26/95

### MOST 2-POINT CONVERSIONS, OPPONENT

Season	5	2016
Game	2	12/22/19 vs. Cincinnati

### SCORE BY QUARTERS, DOLPHINS

1st –	21	12/20/70 vs. Buffalo
	21	10/2/77 vs. Houston
	21	12/5/04 vs. Buffalo
	21	10/25/15 vs. Houston
2nd –	28	12/17/67 vs. Boston
	24	10/23/77 vs. Seattle
	24	10/29/78 vs. Baltimore
	24	11/20/83 vs. Baltimore
	24	10/9/88 at L.A. Raiders
	24	12/1/91 vs. Tampa Bay
3rd –	21	11/3/74 vs. Atlanta
	21	9/12/82 at N.Y. Jets
	21	9/2/84 at Washington
	21	10/11/87 vs. Kansas City
	21	11/12/89 at N.Y. Jets
	21	10/18/92 vs. New England
	21	12/12/94 vs. Kansas City
	21	9/3/95 vs. N.Y. Jets
	21	10/29/00 vs. Green Bay
	21	11/1/09 at N.Y. Jets
	21	12/4/11 vs. Oakland
	21	12/17/16 at N.Y. Jets
4th –	25	10/10/99 at Indianapolis
	24	11/25/01 at Buffalo
	23	12/21/14 vs. Minnesota

### SCORE BY QUARTERS, OPPONENT

1st –	24	9/28/68 vs. Kansas City
	*24	1/2/82 vs. San Diego
	*24	1/15/00 at Jacksonville
	24	12/9/07 at Buffalo
2nd –	31	12/14/97 at Indianapolis
	28	9/21/86 at N.Y. Jets
	28	10/21/07 vs. New England
3rd –	24	12/14/14 at New England
	21	12/19/93 vs. Buffalo
	21	12/4/94 vs. Buffalo
	21	10/5/10 vs. New England
	21	11/13/17 at Carolina
	21	10/14/18 vs. Chicago
4th –	30	10/23/00 at N.Y. Jets
	28	10/2/66 at San Diego
	28	12/15/91 at San Diego

### SCORE BY QUARTERS, BOTH TEAMS

1st –	35	12/5/04 vs. Buffalo
		Miami 21, Buffalo 14
	27	9/28/68 vs. Kansas City
		Kansas City 24, Miami 3
2nd –	42	9/21/86 at N.Y. Jets
		N.Y. Jets 28, Miami 14
	35	9/3/95 vs. N.Y. Jets
		Miami 21, N.Y. Jets 14
	35	10/21/07 vs. New England
		New England 28, Miami 7
	35	12/9/18 vs. New England
		New England 21, Miami 14
3rd –	37	11/1/09 at N.Y. Jets
		Miami 21, N.Y. Jets 16
	29	9/4/94 vs. New England
		Miami 15, New England 14
	28	12/10/67 vs. San Diego
		Miami 14, San Diego 14
	28	12/19/93 vs. Buffalo
		Buffalo 21, Miami 7
	28	11/27/94 at N.Y. Jets
		Miami 14, N.Y. Jets 14
	28	12/18/13 at Pittsburgh
		Miami 14, Pittsburgh 14
	28	12/24/16 at Buffalo
		Miami 14, Buffalo 14
	28	11/13/17 at Carolina
		Miami 7, Carolina 21
4th –	41	12/21/14 vs. Minnesota
		Miami 23, Minnesota 18
	39	10/10/99 at Indianapolis
		Miami 25, Indianapolis 14
	37	10/23/00 at N.Y. Jets
		N.Y. Jets 30, Miami 7

### MOST CONSECUTIVE QUARTERS HELD SCORELESS BY DOLPHINS

13 1973, 3rd Q in 8th through 3rd Q in 11th

### MOST CONSECUTIVE QUARTERS HELD SCORELESS BY OPPONENT

11 1970, 1st Q in 6th through 3rd Q in 8th



## TEAM RECORDS

### SCORE BY HALVES, DOLPHINS

1st –	41	10/25/15 vs. Houston
	35	12/17/67 vs. Boston
	31	12/20/70 vs. Buffalo
	31	12/2/85 vs. Chicago
	31	12/7/86 at New Orleans
2nd –	31	9/22/85 vs. Kansas City
	31	12/12/94 vs. Kansas City
	31	9/3/95 vs. N.Y. Jets

### SCORE BY HALVES, OPPONENT

1st –	48	9/18/66 at Buffalo
2nd –	38	10/2/66 at San Diego
	36	10/25/09 vs. New Orleans

### SCORE BY HALVES, BOTH TEAMS

1st –	58	9/18/66 at Buffalo
		Buffalo 48, Miami 10
	52	9/21/86 at N.Y. Jets
		N.Y. Jets 31, Miami 21
	52	12/21/08 at Kansas City
2nd –		Kansas City 28, Miami 24
	52	9/8/19 vs. Baltimore
		Baltimore 42, Miami 10
	52	10/9/83 vs. Buffalo
		Miami 28, Buffalo 24

## TIME OF POSSESSION (SINCE 1977)

### HIGHEST TIME OF POSSESSION

Season	32:38	1979
Game	45:07	9/21/09 vs. Indianapolis
	43:39	12/7/87 vs. N.Y. Jets
	41:55	12/16/96 vs. Buffalo

### LOWEST TIME OF POSSESSION

Season	27:02	1988
Game	14:28	9/4/88 at Chicago
	16:32	10/1/89 at Houston
	18:02	10/27/96 vs. Dallas

### HIGHEST TIME OF POSSESSION ALLOWED

Season	32:58	1988
Game	46:29	10/4/81 vs. N.Y. Jets (OT)
	45:32	9/4/88 at Chicago
	44:53	10/27/97 vs. Chicago (OT)

### LOWEST TIME OF POSSESSION ALLOWED

Season	27:22	1979
Game	14:53	9/21/09 vs. Indianapolis
	16:21	12/7/87 vs. N.Y. Jets
	18:05	12/16/96 vs. Buffalo

## SCORING DRIVES

### LONGEST SCORING DRIVES

#### BY PLAYS

21	1/1/12 vs. N.Y. Jets (TD, 94 yards, 12:29)
18	11/11/07 vs. Buffalo (TD, 80 yards, 9:45)
18	9/14/08 at Arizona (TD, 89 yards, 7:04)
18	12/27/09 vs. Houston (FG, 61 yards, 4:18)
17	six times (last: 12/17/17 at Buffalo [FG, 78 yards, 3:54])

### BY YARDS

99	9/10/78 at Baltimore (TD, 7 plays, 3:53)
99	9/24/89 vs. N.Y. Jets (TD, 7 plays, 1:27)
98	9/9/18 vs. Tennessee (TD, 12 plays, 5:21)
97	12/15/02 vs. Oakland (TD, 13 plays, 7:53)
97	12/28/14 vs. N.Y. Jets (TD, 1 play, 0:14)
97	10/18/15 at Tennessee (TD, 9 plays, 5:30)

### BY TIME OF POSSESSION

12:29	1/1/12 vs. N.Y. Jets (TD, 21 plays, 94)
10:30	10/16/94 vs. L.A. Raiders (FG, 10 plays, 65 yards)
10:16	12/10/01 vs. Indianapolis (TD, 15 plays, 78 yards)
10:09	11/9/09 at New England (TD, 16 plays, 66 yards)
10:01	10/27/74 vs. Baltimore (FG, 16 plays, 73 yards)

### LONGEST SCORING DRIVES, OPPONENTS

#### BY PLAYS

20	11/24/97 at Chicago (FG, 77 yards, 11:07)
19	Seven times, last: 12/22/13 at Buffalo (FG, 92 yards, 9:16)

### BY YARDS

99	12/11/76 vs. Minnesota (TD, 16 plays, 9:07)
99	10/27/80 at N.Y. Jets (TD, 17 plays, 9:22)
99	9/30/01 at St. Louis (TD, 11 plays, 5:36)
99	9/12/11 vs. New England (TD, 1 play, 0:13)
99	12/11/16 vs. Arizona (TD, 12 plays, 6:43)

### BY TIME OF POSSESSION

12:45	12/14/75 at Baltimore (FG, 17 plays, 82 yards)
11:07	11/24/91 at Chicago (FG, 20 plays, 77 yards)
11:05	12/16/01 at San Francisco (TD, 17 plays, 98 yards)

## FIRST DOWNS

### MOST FIRST DOWNS

Season	387	1984
Game	36	12/21/14 vs. Minnesota
	34	11/24/77 at St. Louis
	34	12/12/88 vs. Cleveland

### FEWEST FIRST DOWNS

Season	200	1966
Game	6	11/14/99 at Buffalo
	6	12/12/10 at N.Y. Jets
	6	12/22/13 at Buffalo

### MOST FIRST DOWNS ALLOWED

Season	361	2019
Game	39	11/27/88 at N.Y. Jets
	*34	1/2/82 vs. San Diego
	34	11/18/84 at San Diego

### FEWEST FIRST DOWNS ALLOWED

Season	186	1972
Game	4	11/11/73 vs. Baltimore
	5	9/2/79 at Buffalo
	7	9/24/72 vs. Houston
	7	10/28/90 at Indianapolis



## TEAM RECORDS

### MOST FIRST DOWNS, BOTH TEAMS

Season	701	1984
Game	*59	1/2/82 vs. San Diego
	59	10/9/83 vs. Buffalo
	59	11/27/88 at N.Y. Jets

### FEWEST FIRST DOWNS, BOTH TEAMS

Season	410	1973
Game	15	11/9/69 at Boston
	20	12/12/10 at N.Y. Jets
	21	Three times, last 11/11/73 vs. Baltimore

### MOST FIRST DOWNS

#### BY RUSHING

Season	170	1972
Game	19	10/29/72 at Baltimore
	19	11/24/77 at St. Louis

#### BY PASSING

Season	250	1986
Game	26	12/12/88 vs. Cleveland
	24	9/15/85 vs. Indianapolis
	24	9/21/86 at N.Y. Jets
	24	11/16/86 at Buffalo
	24	9/24/89 vs. N.Y. Jets

#### BY PENALTY

Season	41	2019
Game	7	11/8/15 at Buffalo
	6	12/4/66 at Denver
	6	11/26/67 vs. Buffalo
	6	9/8/96 at Arizona
	6	12/21/14 vs. Minnesota
	6	10/22/17 vs. N.Y. Jets

### FEWEST FIRST DOWNS

#### BY RUSHING

Season	61	2013
Game	0	10/15/67 at Boston
	*0	1/15/00 at Jacksonville
	*0	1/6/01 at Oakland
	0	9/19/04 at Cincinnati
	0	10/6/13 vs. Baltimore
	0	9/20/15 at Jacksonville
	0	11/24/15 at N.Y. Jets
	0	9/24/17 at N.Y. Jets

#### BY PASSING

Season	91	1973
Game	1	9/4/83 at Buffalo

#### BY PENALTY

Season	12	2013
--------	----	------

### MOST FIRST DOWNS ALLOWED

#### BY RUSHING

Season	155	1988
Game	**24	1/30/83 vs. Washington
	*18	12/30/95 at Buffalo
	17	Three times, last 1988

#### BY PASSING

Season	215	2012
Game	23	11/27/88 at N.Y. Jets
	22	11/4/12 at Indianapolis

### BY PENALTY

Season	42	2005
Game	7	10/9/83 vs. Buffalo
	7	10/23/00 at N.Y. Jets (OT)
	7	11/13/16 at San Diego

### FEWEST FIRST DOWNS ALLOWED

#### BY RUSHING

Season	66	1969
Game	0	12/20/70 vs. Buffalo
	0	10/13/74 at Washington
	*0	1/9/00 at Seattle
	0	9/14/03 at N.Y. Jets
	0	11/23/06 at Detroit
	0	11/2/08 at Denver
	0	10/4/09 vs. Buffalo
	0	9/30/12 at Arizona

#### BY PASSING

Season	78	1973
Game	0	12/8/68 vs. Boston
	1	11/5/79 vs. Houston
	1	12/12/82 at New England

#### BY PENALTY

Season	8	1973, 1974
--------	---	------------

## TOTAL NET YARDS

### MOST NET YARDS

Season	6,936	1984
Game	584	10/23/88 vs. N.Y. Jets
	*569	1/6/85 vs. Pittsburgh
	552	9/30/84 at St. Louis
	552	10/21/84 at New England

### FEWEST NET YARDS

Season	3,458	1966
Game	88	10/12/80 at New England
	101	11/14/99 at Buffalo
	103	12/22/13 at Buffalo

### MOST NET YARDS ALLOWED

Season	6,364	2019
Game	643	9/8/19 vs. Baltimore
	622	9/12/11 vs. New England
	597	11/27/88 at N.Y. Jets
	593	10/3/76 vs. Los Angeles

### FEWEST NET YARDS ALLOWED

Season	3,281	1973
Game	76	10/21/73 vs. Buffalo
	117	10/17/71 vs. New England
	118	10/16/66 vs. Denver
	118	9/21/03 vs. Buffalo

### MOST NET YARDS GAINED, BOTH TEAMS

Season	12,374	1986
Game	1,110	9/12/11 vs. New England
	1,066	9/21/86 at N.Y. Jets

### FEWEST NET YARDS GAINED, BOTH TEAMS

Season	7,384	1973
Game	335	10/16/66 vs. Denver



## TEAM RECORDS

### RUSHING

#### MOST RUSHING YARDS

Season	2,960	1972
Game	315	11/11/73 vs. Baltimore
	304	12/3/72 at New England
	302	10/24/71 at N.Y. Jets
	302	11/7/71 vs. Buffalo
	301	9/30/73 vs. New England

#### FEWEST RUSHING YARDS

Season	1,156	2019
Game	2	11/11/13 at Tampa Bay
	7	11/19/06 vs. Minnesota
	12	11/29/15 at N.Y. Jets
	14	11/19/90 vs. L.A. Raiders
	*14	1/9/99 at Denver
	14	12/23/13 at Buffalo

#### MOST RUSHING YARDS ALLOWED

Season	2,506	1988
Game	*341	12/30/95 at Buffalo
	305	12/18/88 at Pittsburgh
	299	9/30/07 vs. Oakland

#### FEWEST RUSHING YARDS ALLOWED

Season	1,430	1994
Game	14	11/2/08 at Denver
	16	9/2/66 vs. Oakland
	16	11/28/10 at Oakland

#### MOST RUSHING YARDS, BOTH TEAMS

Season	4,627	1978
Game	533	12/24/16 at Buffalo
	508	11/7/71 vs. Buffalo
	487	12/5/76 vs. Buffalo

#### FEWEST RUSHING YARDS, BOTH TEAMS

Season	2,920	1966
Game	67	9/8/13 at Cleveland
	74	11/23/98 at New England
	79	12/19/99 vs. San Diego

#### MOST RUSHING ATTEMPTS

Season	613	1972
Game	58	10/5/75 at Green Bay
	56	9/12/82 at N.Y. Jets
	55	11/24/77 at St. Louis

#### FEWEST RUSHING ATTEMPTS

Season	326	1967
Game	*8	1/8/95 at San Diego
	**9	1/20/85 vs. San Francisco
	9	9/7/86 at San Diego
	9	11/29/15 at N.Y. Jets
	10	9/4/88 at Chicago
	10	12/2/90 at Washington

#### MOST RUSHING ATTEMPTS, OPPONENT

Season	557	1988
Game	*59	1/12/86 vs. New England
	54	9/4/88 at Chicago
	**52	1/30/83 vs. Washington
	*52	12/30/95 at Buffalo

#### FEWEST RUSHING ATTEMPTS, OPPONENT

Season	387	1970
Game	7	9/4/94 at Green Bay
	10	11/23/06 at Detroit
	10	12/11/17 vs. New England
	11	9/14/03 at N.Y. Jets
	11	9/21/09 vs. Indianapolis

#### HIGHEST RUSHING AVERAGE

Season	5.00	1971
--------	------	------

#### LOWEST RUSHING AVERAGE

Season	3.12	1997
--------	------	------

#### HIGHEST RUSHING AVERAGE, OPPONENT

Season	4.88	1968
--------	------	------

#### LOWEST RUSHING AVERAGE, OPPONENT

Season	3.29	2003
--------	------	------

### PASSING

#### MOST NET YARDS PASSING

Season	5,018	1984
Game	521	10/23/88 vs. N.Y. Jets
	456	9/4/94 vs. New England
	446	9/24/89 vs. N.Y. Jets

#### FEWEST NET YARDS PASSING

Season	1,582	1973
Game	22	11/23/69 vs. Houston
	*26	12/30/73 vs. Oakland
	26	9/4/83 at Buffalo

#### MOST NET YARDS PASSING ALLOWED

Season	4,198	2019
Game	516	9/12/11 vs. New England
	449	9/21/86 at N.Y. Jets
	427	10/1/67 at N.Y. Jets

#### FEWEST NET YARDS PASSING ALLOWED

Season	1,290	1973
Game	1	10/21/73 vs. Buffalo
	11	11/5/79 vs. Houston
	13	12/12/82 at New England

#### MOST NET YARDS PASSING, BOTH TEAMS

Season	8,336	1986
Game	884	9/21/86 at N.Y. Jets

#### FEWEST NET YARDS PASSING, BOTH TEAMS

Season	2,872	1973
Game	72	12/12/82 at New England

#### MOST GROSS YARDS PASSING

Season	5,146	1984
Game	521	10/23/88 vs. N.Y. Jets
	473	9/4/94 vs. New England
	470	12/2/84 vs. L.A. Raiders



## TEAM RECORDS

### FEWEST GROSS YARDS PASSING

<b>Season</b>	1,675	1973
<b>Game</b>	*34	12/30/73 vs. Oakland
	46	9/4/83 at Buffalo
	46	12/21/03 at Buffalo

### MOST GROSS YARDS PASSING ALLOWED

<b>Season</b>	4,353	2019
<b>Game</b>	517	9/12/11 vs. New England
	479	9/21/86 at N.Y. Jets
	440	10/1/67 at N.Y. Jets

### FEWEST GROSS YARDS PASSING ALLOWED

<b>Season</b>	1,604	1973
<b>Game</b>	13	12/12/82 at New England
	25	11/5/79 vs. Houston
	35	12/9/73 at Baltimore

### MOST PASS ATTEMPTS

<b>Season</b>	645	1986
<b>Game</b>	*66	12/30/95 at Buffalo
	65	12/4/05 vs. Buffalo
	62	10/22/06 vs. Green Bay

### FEWEST PASS ATTEMPTS

<b>Season</b>	256	1973
<b>Game</b>	*6	12/30/73 vs. Oakland
	**7	1/13/74 vs. Minnesota
	*8	1/2/72 vs. Baltimore

### MOST PASS ATTEMPTS, OPPONENT

<b>Season</b>	600	2012
<b>Game</b>	59	10/23/00 at N.Y. Jets (OT)
	58	10/4/92 at Buffalo
	56	11/18/84 at San Diego
	56	9/7/14 vs. New England
	56	12/22/19 vs. Cincinnati

### FEWEST PASS ATTEMPTS, OPPONENT

<b>Season</b>	320	1973
<b>Game</b>	5	12/12/82 at New England
	8	11/14/76 at Pittsburgh
	8	12/9/73 at Baltimore

### MOST PASS COMPLETIONS

<b>Season</b>	394	2014
<b>Game</b>	39	11/16/86 at Buffalo
	38	11/23/97 at New England
	35	six times (last: 12/21/14 vs. Minnesota)

### FEWEST PASS COMPLETIONS

<b>Season</b>	133	1973
<b>Game</b>	3	10/15/73 at Cleveland
	*3	12/30/73 vs. Oakland

### MOST PASS COMPLETIONS, OPPONENT

<b>Season</b>	368	2016
<b>Game</b>	38	10/9/83 vs. Buffalo
	37	11/18/84 at San Diego
	37	12/4/16 at Baltimore

### FEWEST PASS COMPLETIONS, OPPONENT

<b>Season</b>	151	1973
<b>Game</b>	2	11/9/69 at Boston
	2	12/12/82 at New England
	4	11/14/76 at Pittsburgh

## INTERCEPTIONS

### MOST INTERCEPTIONS

<b>Season</b>	32	1978, 458 yards
<b>Game</b>	6	12/3/73 vs. Pittsburgh
	6	10/19/75 at N.Y. Jets
	6	9/10/78 at Baltimore
	6	11/21/82 at Buffalo
	6	10/16/83 at N.Y. Jets
	6	12/6/98 at Oakland

### FEWEST INTERCEPTIONS

<b>Season</b>	8	2006, 116 yards
---------------	---	-----------------

### MOST INTERCEPTIONS, OPPONENT

<b>Season</b>	32	1966, 370 yards
<b>Game</b>	6	11/13/66 at Kansas City

### FEWEST INTERCEPTIONS, OPPONENT

<b>Season</b>	7	2008, 130 yards
---------------	---	-----------------

### MOST INTERCEPTION RETURN YARDS

<b>Season</b>	522	1966
<b>Game</b>	218	10/4/92 at Buffalo

### FEWEST INTERCEPTION RETURN YARDS

<b>Season</b>	66	2010
---------------	----	------

### MOST INTERCEPTION RETURN YARDS, OPPONENT

<b>Season</b>	596	1969
<b>Game</b>	160	11/23/97 at New England
	151	12/2/84 vs. L.A. Raiders
	151	11/18/01 vs. N.Y. Jets

### FEWEST INTERCEPTION RETURN YARDS, OPPONENT

<b>Season</b>	100	1985
---------------	-----	------

## PENALTIES

### MOST PENALTIES

<b>Season</b>	137	2017, 1,154 yards
<b>Game</b>	18	10/9/05 at Buffalo
	17	11/19/17 vs. Tampa Bay

### MOST YARDS PENALIZED

<b>Season</b>	1,154	2017, on 137
<b>Game</b>	149	10/12/03 at Jacksonville
	145	12/31/17 vs. Buffalo
	143	10/1/95 at Cincinnati

### FEWEST PENALTIES

<b>Season</b>	48	1968, 485 yards
<b>Game</b>	0	12/23/67 vs. Houston
	0	12/8/68 vs. Boston
	0	9/29/91 at N.Y. Jets
	*0	1/10/93 vs. San Diego
	0	12/21/98 vs. Denver
	0	9/15/13 at Indianapolis





## TEAM RECORDS

### FEWEST YARDS PENALIZED

<b>Season</b>	416	1973, on 52
<b>Game</b>	0	12/23/67 vs. Houston
	0	12/8/68 vs. Boston
	0	9/29/91 at N.Y. Jets
	*0	1/10/93 vs. San Diego
	0	12/21/98 vs. Denver
	0	9/15/13 at Indianapolis

### MOST PENALTIES, OPPONENT

<b>Season</b>	122	2017, 1,077 yards
<b>Game</b>	19	12/22/85 vs. Buffalo
	17	10/18/87 at N.Y. Jets
	15	10/9/83 vs. Buffalo

### MOST YARDS PENALIZED, OPPONENT

<b>Season</b>	1,084	2019, on 111
<b>Game</b>	163	10/4/15 vs. N.Y. Jets (at London)
	156	9/20/69 at Oakland
	144	11/5/67 at Buffalo

### FEWEST PENALTIES, OPPONENT

<b>Season</b>	59	1967, 691 yards
<b>Game</b>	1	18 times, last 12/15/13 vs. New England

### FEWEST YARDS PENALIZED, OPPONENT

<b>Season</b>	525	1974, on 67
<b>Game</b>	2	12/15/13 vs. New England
	5	Seven times, last 10/12/08 at Houston

### MOST PENALTIES, BOTH TEAMS

<b>Season</b>	259	2017, 2,231 yards
<b>Game</b>	26	12/22/85 vs. Buffalo
	26	11/19/17 vs. Tampa Bay
	25	10/9/05 at Buffalo

### MOST YARDS PENALIZED, BOTH TEAMS

<b>Season</b>	2,231	2017, on 259
<b>Game</b>	243	10/4/15 vs. N.Y. Jets (at London)
	230	10/3/70 vs. Oakland
	227	11/30/69 vs. Boston (at Tampa)

### FEWEST PENALTIES, BOTH TEAMS

<b>Season</b>	112	1967, 1,181 yards
<b>Game</b>	2	12/23/67 vs. Houston
	2	11/11/73 vs. Baltimore
	2	12/12/82 at New England

### FEWEST YARDS PENALIZED, BOTH TEAMS

<b>Season</b>	1,032	1973, on 113
<b>Game</b>	10	11/11/73 vs. Baltimore
	10	12/12/82 at New England
	13	9/15/13 at Indianapolis

## PUNTING

### MOST PUNTS

<b>Season</b>	99	2004
<b>Game</b>	11	12/7/03 at New England

### MOST PUNT YARDS

<b>Season</b>	4,380	2015, 47.6 average
<b>Game</b>	564	12/12/10 at N.Y. Jets
	501	12/22/13 at Buffalo

### FEWEST PUNTS

<b>Season</b>	44	1972
<b>Game</b>	0	9/23/79 vs. Chicago
	0	10/12/86 vs. Buffalo
	0	12/12/88 vs. Cleveland
	0	12/28/03 vs. N.Y. Jets

### MOST PUNTS, OPPONENT

<b>Season</b>	102	2004
<b>Game</b>	11	11/11/73 vs. Baltimore
	11	12/7/03 at New England

### MOST PUNT YARDS, OPPONENT

<b>Season</b>	4,313	2011, 45.4 average
<b>Game</b>	475	9/20/98 vs. Pittsburgh

### FEWEST PUNTS, OPPONENT

<b>Season</b>	52	1967
<b>Game</b>	0	12/17/67 vs. Boston
	0	9/21/97 at Tampa Bay
	0	11/7/10 at Baltimore
	0	9/29/19 vs. L.A. Chargers
	1	20 times, last 11/24/19 at Cleveland

### MOST PUNTS, BOTH TEAMS

<b>Season</b>	201	2004
<b>Game</b>	22	12/7/03 at New England

### FEWEST PUNTS, BOTH TEAMS

<b>Season</b>	116	1995
<b>Game</b>	1	10/12/86 vs. Buffalo
	2	9/23/79 vs. Chicago
	2	12/12/88 vs. Cleveland

### HIGHEST PUNTING AVERAGE

<b>Season</b>	49.7	2012, 76 punts
<b>x-Game</b>	58.8	9/23/12 vs. N.Y. Jets

### HIGHEST PUNTING AVERAGE, OPPONENT

<b>Season</b>	46.7	2008, 61 punts
<b>x-Game</b>	56.7	11/24/13 vs. Carolina

x - minimum 4 punts

## PUNT RETURNS

### MOST PUNT RETURNS

<b>Season</b>	55	1983, 581 yards
<b>Game</b>	7	10/19/69 at Kansas City
	7	9/19/04 at Cincinnati
	7	11/24/13 vs. Carolina

### MOST PUNT RETURN YARDS

<b>Season</b>	581	1983, 55 returns
<b>Game</b>	123	10/19/69 at Kansas City
	123	12/13/93 vs. Pittsburgh

### MOST PUNT RETURNS, OPPONENT

<b>Season</b>	50	2015, 526 yards
<b>Game</b>	9	12/12/10 at N.Y. Jets
	8	9/9/66 vs. N.Y. Jets
	8	12/24/05 vs. Tennessee



## TEAM RECORDS

### MOST PUNT RETURN YARDS, OPPONENT

Season	526	2015, 50 returns
Game	116	12/16/18 at Minnesota
	115	10/12/80 at New England
	113	11/16/08 vs. Oakland

### KICKOFF RETURNS

#### MOST KICKOFF RETURNS

Season	78	2007, 1,552 yards
Game	9	9/18/66 at Buffalo
	9	9/7/86 at San Diego
	*9	1/12/91 at Buffalo
	*9	1/15/00 at Jacksonville
	9	12/2/07 vs. N.Y. Jets

#### MOST KICKOFF RETURN YARDS

Season	1,739	2009, 75 returns
Game	299	11/1/09 at N.Y. Jets
	245	12/5/71 at New England

#### MOST KICKOFF RETURNS, OPPONENT

Season	85	1995, 1,782 yards
Game	9	11/24/77 at St. Louis
	9	9/3/95 vs. N.Y. Jets

#### MOST KICKOFF RETURN YARDS, OPPONENT

Season	1,782	1995, 85 returns
Game	251	12/12/94 vs. Kansas City
	248	9/21/08 at New England

### SACKS

#### MOST SACKS

Season	49.0	1983, 363 yards
	49.0	2005, 375 yards
Game	9.0-59.0	10/21/73 vs. Buffalo
	8.0-61.0	9/20/81 at Houston
	8.0-57.0	9/13/98 vs. Buffalo
	8.0-47.0	12/6/98 at Oakland
	8.0-34.0	11/28/04 at San Francisco
	8.0-53.0	11/23/06 at Detroit
	8.0-55.0	9/30/12 at Arizona

#### FEWEST SACKS

Season	16.0	1966, 180 yards
--------	------	-----------------

#### MOST SACKS, OPPONENT

Season	58.0	2013, 399 yards and 2019, 313 yards
Game	9.0-53.0	10/17/99 at New England
	9.0-60.0	12/11/11 vs. Philadelphia
	9.0-71.0	12/16/18 at Minnesota

#### FEWEST SACKS, OPPONENT

Season	7.0	1988, 41 yards
--------	-----	----------------

#### MOST CONSECUTIVE GAMES WITH NO SACKS ALLOWED

19 5th through 16th in 1988 and 1st through 7th in 1989

#### MOST SACKS, BOTH TEAMS

Season	100.0	2013, 671 yards
--------	-------	-----------------

#### FEWEST SACKS, BOTH TEAMS

Season	31.0	1988, 208 yards
--------	------	-----------------

### FUMBLES

#### MOST FUMBLES

Season	42	2004
Game	8	12/9/07 at Buffalo
	7	10/6/96 vs. Seattle

#### MOST FUMBLES LOST

Season	20	1985
Game	5-5	9/25/83 vs. Kansas City
	*6-5	1/15/00 at Jacksonville
	4-4	10/15/67 at Boston
	5-4	11/15/70 vs. New Orleans
	4-4	9/19/71 at Denver
	*5-4	1/12/86 vs. New England
	4-4	9/7/86 at San Diego
	5-4	10/18/90 vs. New England
	4-4	12/27/98 at Atlanta

#### FEWEST FUMBLES

Season	12	2000
--------	----	------

#### MOST FUMBLES, OPPONENT

Season	38	1971, 1983
Game	7	11/7/71 vs. Buffalo
	7	9/18/77 at Buffalo
	7	10/23/83 at Baltimore
	7	12/4/94 vs. Buffalo

#### MOST FUMBLES LOST, OPPONENT

Season	21	1971, 1978
--------	----	------------

### TAKEAWAY/GIVEAWAY

#### BEST RATIO

Season	+23	1978, 53 TAs, 30 GAs
	+18	1972, 46 TAs, 28 GAs

#### WORST RATIO

Season	-18	1989, 23 TAs, 41 GAs
	-17	2004, 25 TAs, 42 GAs

#### MOST TAKEAWAYS

Season	53	1978, 21 FRs, 32 INTs
	46	1966, 15 FRs, 31 INTs
	46	1972, 20 FRs, 26 INTs

#### FEWEST TAKEAWAYS

Season	15	2017, 6 FRs, 9 INTs
--------	----	---------------------

#### MOST TAKEAWAYS, OPPONENT

Season	44	1967, 16 FRs, 28 INTs
--------	----	-----------------------

#### FEWEST TAKEAWAYS, OPPONENT

Season	13	2008, 6 FRs, 7 INTs
--------	----	---------------------

### BLOCKED PUNTS

#### MOST BLOCKED PUNTS

Season	3	2014
--------	---	------



## ALL-TIME LEADERS

(**boldface** indicates active player)

RUSHING						
PLAYER	YEARS	NO.	YDS.	AVG.	LG	TD
1. Larry Csonka	1968-74, 1979	1,506	6,737	4.5	54t	53
2. Ricky Williams	2002-03, 2005, 2007-10	1,509	6,436	4.3	68t	48
3. Ronnie Brown	2005-10	1,128	4,815	4.3	65t	36
4. Mercury Morris	1969-75	754	3,877	5.1	70t	29
5. Jim Kiick	1968-74	997	3,644	3.7	56	28
6. Tony Nathan	1979-87	732	3,543	4.8	46	16
7. Karim Abdul-Jabbar	1996-99	888	3,063	3.4	45	33
8. Lamar Miller	2012-15	638	2,930	4.6	97t	19
9. Mark Higgs	1990-94	702	2,648	3.8	31	14
10. Delvin Williams	1978-80	643	2,632	4.1	65	13
11. Andra Franklin	1981-84	622	2,232	3.6	29	22
12. Benny Malone	1974-78	503	2,129	4.2	66t	16
13. Lamar Smith	2000-01	622	2,107	3.4	68t	20
14. Reggie Bush	2011-12	443	2,072	4.7	76t	12
15. Bernie Parmalee	1992-98	513	1,959	3.8	47t	15
16. Lorenzo Hampton	1985-89	500	1,949	3.9	54t	22
17. Jay Ajayi	2015-17	447	1,924	4.3	62t	9
18. Sammie Smith	1989-91	509	1,787	3.5	33	15
19. Woody Bennett	1980-88	419	1,744	4.2	25	9
20. Kenyan Drake	2016-19	333	1,532	4.6	66t	9
21. Don Nottingham	1973-77	365	1,524	4.2	56	25
22. Norm Bulaich	1975-79	340	1,498	4.4	63	17
23. Daniel Thomas	2011-14	409	1,480	3.6	55	10
24. Gary Davis	1976-79	317	1,389	4.4	65t	7
25. Troy Stradford	1987-90	343	1,332	3.9	51	10
26. Ryan Tannehill	2012-18	248	1,210	4.9	48	6
27. Travis Minor	2001-06	277	1,133	4.1	56t	8
28. Ron Davenport	1985-89	274	1,127	4.1	64	13
29. Terry Kirby	1993-95	287	1,037	3.6	38	9
30. Bob Griese	1967-80	261	994	3.8	35	7
31. Sammy Morris	2004-06	240	981	4.1	55	8
32. Irving Spikes	1994-97	252	934	3.7	49	8
33. Leroy Harris	1977-78	214	929	4.3	77t	6
34. Jay Fiedler	2000-04	201	834	4.1	30	11
35. David Woodley	1980-83	173	771	4.5	29	9
36. J.J. Johnson	1999-01	219	748	3.4	34	5
37. Frank Gore	2018	156	722	4.6	39	0
38. Joe Carter	1984-86	118	589	5.0	35	1
39. Stan Mitchell	1966-70	173	548	3.1	30	4
40. Joe Auer	1966-67	165	544	3.3	41	5
41. Marc Logan	1989-91	140	523	3.7	17	2
42. Jesse Chatman	2005, 2007	128	515	4.0	30	1
43. John Avery	1998-99	143	503	3.5	44	2
44. Damien Williams	2014-17	133	477	3.6	69	3
45. Bobby Humphrey	1992	102	471	4.6	21	1
46. Hubert Ginn	1970-75	101	415	4.1	46	3
47. Cecil Collins	1999	131	414	3.2	25t	2
48. David Overstreet	1983	85	392	4.6	44	1
49. Keith Byars	1993-96	98	377	3.8	77t	6
50. Chris Chambers	2001-07	41	355	8.7	61	0
51. Kalen Ballage	2018-19	110	326	3.0	75t	4
52. Sam Price	1966-68	82	313	3.8	38	1
53. Abner Haynes	1967	56	274	4.9	65t	2
54. Lousaka Polite	2008-10	86	270	3.1	14	1
55. Cookie Gilchrist	1966	72	262	3.6	22	0
56. Terry Robiskie	1980-81	78	250	3.2	36	2
57. Nat Moore	1974-86	40	249	6.2	36	1
58. <b>Ryan Fitzpatrick</b>	<b>2019</b>	<b>54</b>	<b>243</b>	<b>4.5</b>	<b>20</b>	<b>4</b>
59. Steve Howell	1979-81	68	235	3.4	23	1
60. Billy Joe	1966	71	232	3.3	14	0



## ALL-TIME LEADERS

RUSHING						
	PLAYER	YEARS	NO.	YDS.	AVG.	LG TD
61.	Charles Leigh	1971-74	48	228	4.8	34t 1
62.	Tom Vigorito	1981-85	54	215	4.0	33t 2
	Stan Winfrey	1975-77	55	215	3.9	13 1
64.	Stanley Pritchett	1996-99	63	211	3.3	25 2
65.	Eddie Hill	1981-84	52	209	4.0	24 1
66.	Autry Denson	1999-00	59	206	3.5	20 0
67.	Mark Walton	2019	53	201	3.8	19 0
68.	Ronald Scott	1987	47	199	4.2	24 3
69.	Jack Harper	1967-68	41	197	4.8	37t 1
70.	Chad Henne	2008-11	66	196	3.0	20 2
71.	Freddie Solomon	1975-77	14	190	13.6	59t 1
72.	Jerris McPhail	1996-97	23	174	7.6	71t 1
73.	James McKnight	2001-03	15	172	11.5	68t 1
74.	Patrick Cobbs	2006-10	37	171	4.6	44 2
75.	<b>Patrick Laird</b>	<b>2019</b>	<b>62</b>	<b>168</b>	<b>2.7</b>	<b>18 1</b>
76.	Paul Warfield	1970-74	16	166	10.4	39 0
77.	Pete Johnson	1984	68	159	2.3	9 9
	Larry Seiple	1967-77	16	159	9.9	34 0
79.	Knowshon Moreno	2014	31	148	4.8	15 1
80.	Jim Jensen	1981-92	26	142	5.5	23 0
81.	Leonard Henry	2002-04	46	141	3.1	53 0
82.	George Wilson	1966	27	137	5.1	37 0
83.	Thurman Thomas	2000	28	136	4.9	25 0
84.	Rick Casares	1966	43	135	3.1	10 0
85.	<b>Myles Gaskin</b>	<b>2019</b>	<b>36</b>	<b>133</b>	<b>3.7</b>	<b>27 1</b>
86.	Ray Lucas	2001-02	44	132	3.0	17 3
87.	Tony Paige	1990-92	49	131	2.7	11 3
88.	Lex Hilliard	2009-11	39	130	3.3	18 2
89.	Lorenzo Booker	2007	28	125	4.5	22 0
90.	Ted Ginn, Jr.	2007-09	16	124	7.8	40t 2
	Damon Huard	1997-00	28	124	4.4	25 0
92.	Jonas Gray	2015	31	122	3.9	16 0
93.	Earl Morrall	1972-76	23	120	5.2	31t 1
94.	Jarvis Landry	2014-17	26	119	4.6	22t 1
95.	Rob Konrad	1999-04	38	114	3.0	18t 1
96.	Aaron Craver	1991-94	29	110	3.8	19 1
97.	Cleo Lemon	2005-07	34	109	3.2	11 4
98.	Mark Clayton	1983-92	14	108	7.7	30 0
	Gene Milton	1968-69	9	108	12.0	34 0
100.	Robert Edwards	2002	20	107	5.4	19 1
101.	Samkon Gado	2007	35	104	3.0	20t 3
102.	Scott Secules	1989-91	16	103	6.4	17 1
103.	Scott Mitchell	1990-93	29	99	3.4	32 0
104.	Kyle Mackey	1987	17	98	5.8	17 2
105.	Brandon Bolden	2018	8	91	11.4	54t 2
106.	Dan Marino	1983-99	301	87	0.3	15 9
107.	Pat White	2009	21	81	3.9	33 0
108.	George Chesser	1966-67	18	77	4.3	19 0
109.	Tyler Thigpen	2009-10	14	74	5.3	12 0
110.	Frank Jackson	1966-67	3	70	23.3	48 0
111.	Chad Pennington	2008-10	33	69	2.1	16 1
112.	Matt Moore	2011-17	46	66	1.4	16 2
113.	Brian Hartline	2009-14	7	65	9.3	30 1
	Larry Izzo	1996-00	2	65	32.5	39 0
115.	Lamar Gordon	2004	35	64	1.8	11 0
	Steve Slaton	2011	17	64	3.8	28 1
117.	Gus Frerotte	2005	27	61	2.3	14 0
	Bob Torrey	1979	13	61	4.7	17 1
	Albert Wilson	2018-19	13	61	4.7	28 0
120.	Clarence Bailey	1987	10	55	5.5	13 0
	Arian Foster	2016	22	55	2.5	9 0
122.	Brock Forsey	2004	19	53	2.8	15 0



## ALL-TIME LEADERS

RUSHING						
	PLAYER	YEARS	NO.	YDS.	AVG.	LG TD
123.	O.J. McDuffie	1993-01	15	49	3.3	12 0
	Mike Wallace	2013-14	7	49	7.0	13 0
125.	Jim Braxton	1978	20	48	2.4	15 2
126.	Nick Giaquinto	1980-81	8	47	5.9	20 0
127.	Mark Konecny	1987	6	46	7.7	19 0
128.	John Tagliaferri	1987	13	45	3.5	7 1
129.	Lawrence Phillips	1997	18	44	2.4	8 0
130.	Bernie Kosar	1994-96	9	42	4.7	17 1
131.	Rickey Isom	1987	9	41	4.6	8 1
	Rick Norton	1966-69	19	41	2.2	13 0
133.	James Saxon	1992-94	17	36	2.1	9 0
134.	Duriel Harris	1976-83, 1985	3	33	11.0	20 0
	Matt Turk	2000-01, 2003-04	4	33	8.3	23 0
136.	Jay Cutler	2017	19	32	1.7	9 0
	Trent Green	2007	7	32	4.6	23 0
138.	Rich Diana	1982	8	31	3.9	7 0
139.	Davone Bess	2008-12	7	30	4.3	13 0
	Senorise Perry	2017-18	8	30	3.8	12 0
141.	Tom Brown	1987-89	16	29	1.8	6 0
142.	Lee Suggs	2006	6	26	4.3	7 0
	Marcus Thigpen	2012-13	7	26	3.7	9 0
144.	Marlon Moore	2010-13	2	25	12.5	16 0
145.	Craig Erickson	1996-98	15	24	1.6	12 0
	Joey Harrington	2006	19	24	1.3	7 0
	John Stofa	1966-67, 1969-70	7	24	3.4	14 1
148.	Marty Booker	2004-07	6	23	3.8	18 0
	<b>Jakeem Grant Sr.</b>	<b>2016-19</b>	<b>9</b>	<b>23</b>	<b>2.6</b>	<b>7 1</b>
150.	Isaiah Pead	2016	8	22	2.8	4 0
151.	Joe Cribbs	1988	5	21	4.2	11 0
	Mike Gillislee	2013-14	6	21	3.5	6 0
	Brock Osweiler	2018	8	21	2.6	7 0
	Dedric Ward	2001-02	2	21	10.5	16 0
155.	Daunte Culpepper	2006	10	20	2.0	7 1
	Don Strock	1974-87	51	20	0.4	18 2
157.	Brandon Marshall	2010-11	3	16	5.3	13 0
	Samaje Perine	2019	5	16	3.2	9 0
159.	Charles Clay	2011-14	7	15	2.1	13 1
	Brian Griese	2003	5	15	3.0	9 0
161.	Leonte Carroo	2016-18	1	14	14.0	14 0
	MarQueis Gray	2016-17	5	14	2.8	5 0
	Garrett Limbrick	1990	5	14	2.8	5 0
164.	A.J. Feeley	2004-05	14	13	0.9	7t 1
	Jovorskie Lane	2012	13	13	1.0	4 2
	Josh Rosen	2019	3	13	4.3	6 0
	Tom Orosz	1981-82	1	13	13.0	13 0
	Gary Tucker	1968	4	13	3.3	7 0
169.	John Beck	2007-08	9	12	1.3	8 1
	Marlin Briscoe	1972-74	3	12	4.0	17 0
	Charles Jordan	1996-98	3	12	4.0	16 0
	Ron Moore	1998	4	12	3.0	4 0
173.	Terry Anderson	1977-78	1	11	11.0	11 0
	Terry Cole	1971	3	11	3.7	4 0
	<b>Isaiah Ford</b>	<b>2019</b>	<b>1</b>	<b>11</b>	<b>11.0</b>	<b>11 0</b>
	Cleveland Gary	1994	7	11	1.6	4 0
177.	Nuu Faaola	1989	2	10	5.0	5 0
	Pete Roth	1987	3	10	3.3	9 0
179.	LaMichael James	2014-15	3	9	3.0	5 0
	Vick King	2004	4	9	2.3	3 0
181.	David Fales	2017	4	8	2.0	3 1
	Randy McMichael	2002-06	1	8	8.0	8 0
183.	Jimmy Hines	1969	1	7	7.0	7 0
	John Kidd	1994-97	2	7	3.5	4 0



## ALL-TIME LEADERS

RUSHING						
PLAYER	YEARS	NO.	YDS.	AVG.	LG	TD
Hendrick Lusk	1998	1	7	7.0	7	0
Rishard Matthews	2012-15	2	7	3.5	4	0
187. Kevin Curtis	2010	1	6	6.0	6	0
Todd Doxzon	1998	2	6	3.0	3	0
Craig Ellis	1986	3	6	2.0	2	0
Tony Martin	1989-93, 1999-00	4	6	1.5	8	0
De'Lance Turner	2019	4	6	1.5	5	0
Dick Wood	1966	5	6	1.2	7	1
193. Reagan Mauia	2007	4	5	1.3	3	0
Sage Rosenfels	2002-05	9	5	0.6	12	0
Kory Sheets	2009-10	1	5	5.0	5	0
Don Testerman	1980	1	5	5.0	5	0
Wes Welker	2004-06	1	5	5.0	5	0
Robert Wilson	1994-96	2	5	2.5	5	0
199. Clyde Gates	2011	1	4	4.0	4	0
Nate Jacquet	1998-99	1	4	4.0	4	0
Clive Walford	2019	0	4	0.0	4	0
202. Fred Banks	1987-93	1	3	3.0	3	0
Chris Clemons	2009-13	1	3	3.0	3	0
Larry Cowan	1982	1	3	3.0	3	0
Roosevelt Potts	1997	1	3	3.0	3	0
Leslie Shepherd	2000	4	3	0.8	14	0
207. Orleans Darkwa	2014	4	2	0.5	7	0
Bruce Hardy	1978-89	1	2	2.0	2	0
Larry Johnson	2011	1	2	2.0	2	0
Ray Nealy	1997	1	2	2.0	2	0
<b>Matt Haack</b>	<b>2017-19</b>	<b>1</b>	<b>2</b>	<b>2.0</b>	<b>2</b>	<b>0</b>
212. Greg Camarillo	2007-09	2	1	0.5	6	0
JP Losman	2011	2	1	0.5	1	0
214. Matt Darr	2015-16	1	0	0.0	0	0
Jim Del Gaizo	1972, 1975	1	0	0.0	0	0
Heath Evans	2005	1	0	0.0	0	0
Brandon Fields	2007-14	3	0	0.0	0	0
Kim Hammond	1968	1	0	0.0	0	0
Clayton Heath	1976	1	0	0.0	0	0
Donnie Jones	2005-06	2	0	0.0	0	0
Barry Pryor	1969-70	2	0	0.0	5	0
222. Doug Pederson	1993	2	-1	-0.5	5	0
223. Danny Amendola	2018	1	-2	-2.0	-2	0
Obafemi Ayanbadejo	2003	1	-2	-2.0	-2	0
Guy Benjamin	1978-79	1	-2	-2.0	-2	0
Bert Emanuel	2000	3	-2	-0.7	0	0
Mike Michel	1977	1	-2	-2.0	-2	0
Doug Moreau	1966-69	1	-2	-2.0	-2	0
Scott Zolak	1999	2	-2	-1.0	-1	0
230. Jack Clancy	1967-69	3	-4	-1.3	2	0
Steve DeBerg	1993	4	-4	-1.0	-1	0
Irving Fryar	1993-95	3	-4	-1.3	2	0
233. Olindo Mare	1997-06	1	-5	-5.0	-5	0
234. George Roberts	1978-80	1	-7	-7.0	-7	0
235. Reggie Roby	1983-92	5	-8	-1.6	0	0
236. George Mira	1971	6	-9	-1.5	3	0
237. Mark Duper	1982-92	1	-10	-10.0	-10	0
238. Ferrell Edmunds	1988-92	2	-15	-7.5	-4	0
239. Karl Noonan	1966-71	2	-20	-10.0	-9	0

PASSING							
PLAYER	YEARS	ATT.	COMP.	YDS.	PCT.	TD	INT
1. Dan Marino	1983-99	8,358	4,967	61,361	59.4	420	252
2. Bob Griese	1967-80	3,429	1,926	25,092	56.2	192	172
3. Ryan Tannehill	2012-18	2,911	1,829	20,434	62.8	123	75



## ALL-TIME LEADERS

PASSING									
	PLAYER	YEARS	ATT.	COMP.	YDS.	PCT.	TD	INT	RATE
4.	Jay Fiedler	2000-04	1,603	936	11,040	58.4	66	63	76.8
5.	Chad Henne	2008-11	1,065	646	7,114	60.7	31	37	75.7
6.	David Woodley	1980-83	961	508	5,928	52.9	34	42	65.4
7.	Don Strock	1974-87	688	388	4,613	56.4	39	37	73.5
8.	Matt Moore	2011-17	591	359	4,298	60.7	29	19	86.0
9.	Chad Pennington	2008-10	552	373	4,085	67.6	20	9	94.5
10.	<b>Ryan Fitzpatrick</b>	<b>2019</b>	<b>502</b>	<b>311</b>	<b>3,529</b>	<b>62.0</b>	<b>20</b>	<b>13</b>	<b>85.5</b>
11.	Gus Frerotte	2005	494	257	2,996	52.0	18	13	71.9
12.	Jay Cutler	2017	429	266	2,666	62.0	19	14	80.8
13.	Earl Morrall	1972-76	284	153	2,335	53.9	17	17	76.2
14.	Joey Harrington	2006	388	223	2,236	57.5	12	15	68.2
15.	Cleo Lemon	2005-07	377	211	2,185	56.0	8	7	72.2
16.	A.J. Feeley	2004-05	356	191	1,893	53.7	11	15	61.7
17.	Scott Mitchell	1990-93	241	135	1,805	56.0	12	9	81.0
18.	Rick Norton	1966-69	377	156	1,751	41.4	6	30	28.1
19.	Damon Huard	1997-00	288	170	1,691	59.0	9	8	74.6
20.	Steve DeBerg	1993	188	113	1,521	60.1	6	7	81.0
21.	Brock Osweiler	2018	178	113	1,247	63.5	6	4	86.0
22.	Ray Lucas	2001-02	163	94	1,090	57.7	4	6	70.8
23.	Dick Wood	1966	230	83	993	36.1	4	14	30.6
24.	Trent Green	2007	141	85	987	60.3	5	7	72.6
	Bernie Kosar	1994-96	152	105	987	69.1	5	6	81.2
26.	Craig Erickson	1996-98	127	68	945	53.5	4	3	78.4
27.	Daunte Culpepper	2006	134	81	929	60.4	2	3	77.0
28.	John Stofa	1966-67, 1969-70	135	61	862	45.2	7	6	65.1
29.	Brian Griese	2003	130	74	813	56.9	5	6	69.2
30.	Sage Rosenfels	2002-05	109	54	776	49.5	6	6	68.4
31.	George Wilson, Jr.	1966	112	46	764	41.1	5	10	42.4
32.	Kyle Mackey	1987	109	57	604	52.3	3	5	58.8
33.	Josh Rosen	2019	109	58	567	53.2	1	5	52.0
34.	John Beck	2007-08	107	60	559	56.1	1	3	62.0
35.	Tyler Thigpen	2009-10	70	37	518	52.9	3	4	67.4
36.	Scott Secules	1989-92	70	33	393	47.1	2	5	44.5
37.	David Fales	2017	43	29	265	67.4	1	1	82.0
38.	Jim Del Gaizo	1972, 1975	9	5	165	55.6	2	1	100.5
39.	George Mira	1971	30	11	159	36.7	1	1	51.9
40.	Ron Jaworski	1987-88	14	9	123	64.3	1	0	116.1
41.	Guy Benjamin	1978-79	12	9	119	75.0	1	1	99.0
42.	Kim Hammond	1968	26	13	116	50.0	0	2	30.3
43.	Jim Jensen	1981-92	7	4	102	57.1	2	0	141.4
44.	Marlin Briscoe	1972-74	4	3	72	75.0	0	0	116.7
	Albert Wilson	2018-19	3	2	72	66.7	1	0	149.3
46.	Larry Seiple	1967-77	3	3	69	100.0	0	0	118.8
47.	Ronnie Brown	2005-10	12	4	63	33.3	2	0	91.3
48.	Tony Nathan	1979-87	8	4	61	50.0	1	0	115.1
49.	JP Losman	2011	10	6	60	60.0	0	0	77.1
50.	Marty Booker	2004-07	3	1	48	33.3	0	0	81.9
	Mark Clayton	1983-92	2	1	48	50.0	1	1	95.8
52.	Doug Pederson	1993	8	4	41	50.0	0	0	65.1
53.	Jim Kiick	1968-74	3	2	38	66.7	0	0	109.7
54.	Terry Kirby	1993-95	1	1	31	100.0	1	0	158.3
	Nat Moore	1974-86	2	1	31	50.0	0	0	95.8
56.	Danny Amendola	2018	1	1	28	100.0	1	0	158.3
57.	Jack Clancy	1967-69	1	1	17	100.0	0	0	118.8
58.	Eddie Hill	1981-84	2	1	14	50.0	0	0	72.9
59.	Keith Byars	1993-96	2	1	11	50.0	1	0	106.3
	Archie Roberts	1967	10	5	11	50.0	0	1	16.7
61.	Jarvis Landry	2014-17	3	1	9	33.3	0	0	42.4
62.	Scott Stankavage	1987	7	4	8	57.1	0	1	22.6
63.	Troy Stradford	1987-90	2	1	6	50.0	0	0	56.3
64.	Kenny Stills	2015-18	1	1	3	100.0	1	0	118.8
65.	<b>Matt Haack</b>	<b>2017-19</b>	<b>3</b>	<b>1</b>	<b>1</b>	<b>33.3</b>	<b>1</b>	<b>1</b>	<b>42.4</b>



## ALL-TIME LEADERS

### PASSING

	PLAYER	YEARS	ATT.	COMP.	YDS.	PCT.	TD	INT	RATE
66.	Brandon Fields	2007-14	1	0	0	0.0	0	0	39.6
	MarQueis Gray	2016-17	1	0	0	0.0	0	0	39.6
	Bruce Hardy	1978-89	1	0	0	0.0	0	0	39.6
	Booth Lusteg	1967	1	0	0	0.0	0	0	39.6
	Brandon Marshall	2010-11	1	0	0	0.0	0	0	39.6
	Tony Martin	1989-93, 99-00	1	0	0	0.0	0	0	39.6
	Dan McGwire	1995	1	0	0	0.0	0	0	39.6
	Lamar Smith	2000-01	1	0	0	0.0	0	0	39.6
	Freddie Solomon	1975-77	1	0	0	0.0	0	0	39.6
	Mike Wallace	2013-14	1	0	0	0.0	0	0	39.6
	Pat White	2009	5	0	0	0.0	0	0	39.6
	Delvin Williams	1978-80	3	0	0	0.0	0	0	39.6
	Ricky Williams	2002-03, 2005, 2007-10	1	0	0	0.0	0	1	0.0
	Scott Zolak	1999	4	0	0	0.0	0	0	39.6

### RECEIVING

	PLAYER	YEARS	NO.	YDS.	AVG.	LG	TD
1.	Mark Clayton	1983-92	550	8,643	15.7	78t	81
2.	Mark Duper	1982-92	511	8,869	17.4	85t	59
3.	Nat Moore	1974-86	510	7,546	14.8	79t	74
4.	O.J. McDuffie	1993-01	415	5,074	12.2	61t	29
5.	Chris Chambers	2001-07	405	5,688	14.0	77t	43
6.	Jarvis Landry	2014-17	400	4,038	10.1	71	22
7.	Tony Nathan	1979-87	383	3,592	9.4	73	16
8.	Davone Bess	2008-12	321	3,447	10.7	41	12
9.	Brian Hartline	2009-14	298	4,243	14.2	80t	12
10.	Randy McMichael	2002-06	283	3,096	10.9	46	18
11.	Duriel Harris	1976-83, 1985	269	4,534	16.9	64t	18
12.	Bruce Hardy	1978-89	256	2,455	9.6	31	25
13.	<b>DeVante Parker</b>	<b>2015-19</b>	<b>235</b>	<b>3,419</b>	<b>14.5</b>	<b>56t</b>	<b>18</b>
14.	Jim Jensen	1981-92	229	2,171	9.5	31	19
15.	Oronde Gadsden	1998-03	227	3,252	14.3	62	22
16.	Jim Kiick	1968-74	221	2,210	10.0	53t	3
17.	Howard Twilley	1966-76	212	3,064	14.5	44	23
18.	Tony Martin	1989-93, 1999-00	202	3,152	15.6	80t	14
19.	Irving Fryar	1993-95	199	3,190	16.0	67t	20
20.	Ricky Williams	2002-03, 2005, 2007-10	197	1,431	7.3	59	6
21.	Marty Booker	2004-07	194	2,627	13.5	60t	11
22.	Anthony Fasano	2008-12, 2017	189	2,211	11.7	35t	24
23.	Ronnie Brown	2005-10	184	1,491	8.1	43	2
24.	Brandon Marshall	2010-11	167	2,228	13.3	65t	9
25.	Keith Byars	1993-96	166	1,433	8.6	34	10
26.	Kenny Stills	2015-18	164	2,566	15.6	75t	24
27.	Charles Clay	2011-14	161	1,809	11.2	67	14
28.	Troy Stradford	1987-90	159	1,373	8.6	36	2
29.	Paul Warfield	1970-74	156	3,355	21.5	86t	33
30.	Terry Kirby	1993-95	155	1,646	10.6	47	6
31.	Keith Jackson	1992-94	146	1,880	12.9	57t	18
32.	Bernie Parmalee	1992-98	144	1,306	9.1	35	3
33.	Mike Wallace	2013-14	140	1,792	12.8	57	15
	Tony Paige	1990-92	140	1,115	8.0	30	6
35.	Karl Noonan	1966-71	136	1,798	13.2	51t	17
36.	Ted Ginn, Jr.	2007-09	128	1,664	13.0	64	5
37.	Troy Drayton	1996-99	127	1,511	11.9	51	8
38.	Lorenzo Hampton	1985-89	123	954	7.8	39t	6
39.	Jim Mandich	1970-77	121	1,406	11.6	44	23
40.	Ferrell Edmunds	1988-92	117	1,612	13.8	80t	10
	Lamar Miller	2012-15	117	887	7.6	54t	3
42.	Kenyan Drake	2016-19	116	936	8.1	52t	6
43.	Greg Camarillo	2007-09	113	1,325	11.7	64t	4
44.	Joe Rose	1980-85	112	1,493	13.3	50	13





## ALL-TIME LEADERS

RECEIVING						
	PLAYER	YEARS	NO.	YDS.	AVG.	LG TD
45.	Rob Konrad	1999-04	111	854	7.7	25 6
46.	Norm Bulaich	1975-79	109	752	6.9	59t 6
47.	James McKnight	2001-03	107	1,497	14.0	80t 7
	Rishard Matthews	2012-15	107	1,396	13.0	53t 8
49.	Fred Banks	1987-93	99	1,555	15.7	61 8
50.	Stanley Pritchett	1996-99	98	798	8.1	74t 6
51.	Wes Welker	2004-06	96	1,121	11.7	47 1
52.	Dan Johnson	1983-87	94	1,012	10.8	61t 16
53.	Jimmy Cefalo	1978-84	93	1,739	18.7	69t 13
	Ron Davenport	1985-89	93	801	8.6	29 4
55.	Larry Csonka	1968-74, 1979	91	688	7.6	65 4
56.	Mark Ingram	1993-94	88	1,213	13.8	77t 12
	Jack Clancy	1967-69	88	1,157	13.1	50 3
58.	Damien Williams	2014-17	85	733	8.6	58 6
59.	Lamar Thomas	1996-00	81	1,171	14.5	56t 8
60.	Reggie Bush	2011-12	78	588	7.5	34 3
61.	Karim Abdul-Jabbar	1996-99	77	527	6.8	36t 1
62.	Dion Sims	2013-16	74	699	9.4	38 8
	Gary Davis	1976-79	74	592	8.0	34 1
64.	Larry Seiple	1967-77	73	934	12.8	41t 7
	Doug Moreau	1966-69	73	926	12.7	43 6
	<b>Mike Gesicki</b>	<b>2018-19</b>	<b>73</b>	<b>772</b>	<b>10.6</b>	<b>34 5</b>
67.	Delvin Williams	1978-80	70	574	8.2	42 1
68.	Albert Wilson	2018-19	69	742	10.8	75t 5
69.	Andre Tillman	1975-78	66	757	11.5	37t 6
70.	David Martin	2007-08	65	753	11.6	61t 5
71.	Freddie Solomon	1975-77	61	973	16.0	58t 5
	Lamar Smith	2000-01	61	435	7.1	65t 4
73.	Brandon Gibson	2013-14	59	621	10.5	46 4
	Danny Amendola	2018	59	575	9.7	39 1
	Tom Vigorito	1981-85	59	439	7.4	31t 2
76.	James Pruitt	1986-88, 1990-91	58	942	16.2	37 8
77.	Marlin Briscoe	1972-74	57	858	15.1	53 7
78.	Daniel Thomas	2011-14	55	412	7.5	32 3
79.	Jerris McPhail	1996-97	54	544	10.1	52 1
	Bobby Humphrey	1992	54	507	9.4	26 1
81.	Fred Barnett	1996-97	53	728	13.7	66 4
	Derek Hagan	2006-08	53	645	12.2	24 3
	<b>Jakeem Grant Sr.</b>	<b>2016-19</b>	<b>53</b>	<b>635</b>	<b>12.0</b>	<b>65t 4</b>
84.	Sammy Morris	2004-06	51	340	6.7	44 0
85.	Travis Minor	2001-06	50	353	7.1	29 1
86.	Derrius Thompson	2003-04	49	718	14.7	36 4
87.	Marv Fleming	1970-74	48	523	10.9	36 4
	Jay Ajayi	2015-17	48	308	6.4	20 0
89.	Mercury Morris	1969-75	46	491	10.7	50 1
90.	Justin Peelle	2006-07	45	344	7.6	35 3
91.	Eric Green	1995	43	499	11.6	31t 3
	Jordan Cameron	2015-16	43	446	10.4	29 4
93.	Stan Mitchell	1966-70	42	533	12.7	48 5
94.	Julius Thomas	2017	41	388	9.5	27 3
95.	Joe Auer	1966-67	40	481	12.0	68t 6
	Dedric Ward	2001-02	40	381	9.5	22 0
97.	Ed Perry	1997-04	39	308	7.9	46 2
	Woody Bennett	1980-89	39	295	7.6	27 3
99.	Gary Clark	1995	37	525	14.2	42t 2
	Mark Higgs	1990-94	37	294	7.9	21 0
101.	Charles Jordan	1996-98	36	640	17.8	44t 3
102.	Leslie Shepherd	2000	35	446	12.7	46t 4
103.	Jed Weaver	2000-02	34	469	13.8	41 5
104.	Randal Hill	1991, 1995-96	33	669	20.3	61 4
105.	<b>Preston Williams</b>	<b>2019</b>	<b>32</b>	<b>428</b>	<b>13.4</b>	<b>35 3</b>
	Allen Hurns	2019	32	416	13.0	27 2



## ALL-TIME LEADERS

RECEIVING						
PLAYER	YEARS	NO.	YDS.	AVG.	LG	TD
Patrick Cobbs	2006-10	32	409	12.8	80t	4
Sammie Smith	1989-91	32	310	9.7	53t	1
Aaron Craver	1991-94	32	304	9.5	28	0
Leroy Harris	1977-78	32	240	7.5	57	0
James Saxon	1992-94	32	192	6.0	25	0
112. Nick Giaquinto	1980-81	31	230	7.4	25	2
113. Greg Baty	1990-94	30	377	12.6	32	4
114. J.J. Johnson	1999-01	29	182	6.3	17	0
Lousaka Polite	2008-10	29	136	4.7	14	0
116. Lorenzo Booker	2007	28	237	8.5	22	0
117. Andre Brown	1989-90	27	459	17.0	48t	5
Dave Kocourek	1966	27	320	11.9	43	2
Jesse Chatman	2005, 2007	27	161	6.0	22	0
120. Bo Roberson	1966	26	519	20.0	80t	2
Lex Hilliard	2009-11	26	210	8.1	18	2
122. Frank Jackson	1966-67	25	439	17.6	48	3
Don Nottingham	1973-77	25	213	8.5	29	0
Ronnie Lee	1979-82, 1984-89	25	167	6.7	41	3
125. Irving Spikes	1994-97	24	185	7.7	24	2
<b>126. Isaiah Ford</b>	<b>2018-19</b>	<b>23</b>	<b>244</b>	<b>10.6</b>	<b>28</b>	<b>0</b>
Patrick Laird	2019	23	204	8.9	21	0
Kalen Ballage	2018-19	23	119	5.2	31	0
129. Gene Milton	1968-69	21	322	15.3	49	1
Mike Williams	1992-95	21	292	13.9	29	0
Scott Miller	1991-96	21	274	13.0	27	1
Joey Haynos	2008-09	21	184	8.8	21	3
133. Bryan Gilmore	2004-05	20	311	15.6	44t	2
Donald Lee	2003-04	20	220	11.0	25	2
135. Scott Schwedes	1987-90	19	370	19.5	65t	2
Brett Perriman	1997	19	309	16.3	26	1
Greg Jennings	2015	19	208	10.9	31	1
138. Otto Stowe	1971-72	18	344	19.1	49	3
Marlon Moore	2010-13	18	300	16.7	57t	2
Yatil Green	1997-99	18	234	13.0	27	0
Autry Denson	1999-00	18	133	7.4	28	0
Robert Edwards	2002	18	126	7.0	14	1
Hunter Goodwin	1999-01	18	118	6.6	14	1
Eddie Hill	1981-84	18	106	5.9	16	1
145. Benny Malone	1974-78	17	234	13.8	43	0
146. Thurman Thomas	2000	16	117	7.3	15	1
Abner Haynes	1967	16	100	6.3	22	0
148. MarQueis Gray	2016-17	15	184	12.3	53	0
Mark Walton	2019	15	89	5.9	18	0
150. Tom Brown	1987-89	14	123	8.8	23	0
151. Billy Joe	1966	13	116	8.9	67	1
<b>Durham Smythe</b>	<b>2018-19</b>	<b>13</b>	<b>115</b>	<b>8.8</b>	<b>24</b>	<b>0</b>
Cookie Gilchrist	1966	13	110	8.5	22	1
Lamar Gordon	2004	13	74	5.7	25	0
Terry Robiskie	1980-81	13	60	4.6	15	0
156. Leonte Carroo	2016-18	12	192	16.0	74t	2
Frank Gore	2018	12	124	10.3	24	1
Nick O'Leary	2018-19	12	123	10.3	19	1
John Tagliaferri	1987	12	117	9.8	27	0
Marc Logan	1989-91	12	88	7.3	12	0
Obafemi Ayanbadejo	2003	12	53	4.4	12	0
162. Jack Harper	1967-68	11	212	19.3	40	3
John Roderick	1966-67	11	156	14.2	64	1
Jim Cox	1968	11	147	13.4	30	0
Jovorskie Lane	2012	11	79	7.2	24	1
Joe Carter	1984-86	11	66	6.0	15	0
167. Preston Carpenter	1966	10	127	12.7	42	0
Steve Howell	1979-81	10	70	7.0	13	0



## ALL-TIME LEADERS

RECEIVING							
	PLAYER	YEARS	NO.	YDS.	AVG.	LG	TD
171.	Sam Price	1966-68	10	70	7.0	27	1
	John Avery	1998-99	10	67	6.7	19t	1
	Nate Jacquet	1998-99	9	140	15.6	29	0
	Marcus Thigpen	2012-13	9	112	12.4	50	1
174.	Leland Douglas	1987	9	92	10.2	17	1
	Jeff Ogden	2000-01	8	97	12.1	18	1
	Cris Carter	2002	8	66	8.3	15	1
	Lawrence Sampleton	1987	8	64	8.0	19	0
180.	David Overstreet	1983	8	55	6.9	20	2
	Lorenzo Diamond	2005	8	54	6.8	18	0
	Rick Casares	1966	8	45	5.6	20	1
	Bert Emanuel	2000	7	132	18.9	53t	1
	Eddie Chavis	1987	7	108	15.4	27	0
	Loaird McCreary	1976-78	7	88	12.6	30	3
	Brian Manning	1997	7	85	12.1	21	0
	Bill Cronin	1966	7	83	11.9	21	1
	Michael Egnew	2012-13	7	69	9.9	14	0
	Willie Richardson	1970	7	67	9.6	27	1
	Dominique Jones	2016	7	61	8.7	24	1
		<b>Myles Gaskin</b>	<b>2019</b>	<b>7</b>	<b>51</b>	<b>7.3</b>	<b>20</b>
189.	Vince Heflin	1982-85	6	98	16.3	46t	1
	Arian Foster	2016	6	78	13.0	50	0
	Jonas Gray	2015	6	72	12.0	25	0
	Armon Binns	2012-13	6	67	11.2	21	0
201.	Roberto Wallace	2010-11	6	62	10.3	19	0
	Brice Butler	2018	6	60	10.0	23t	1
	Stan Winfrey	1975-77	6	55	9.2	16	1
	David Lewis	1987	6	53	8.8	22	1
	Hubert Ginn	1970-75	6	47	7.8	23	0
	Cecil Collins	1999	6	32	5.3	12	0
	Mark Konecny	1987	6	26	4.3	10	0
	Andra Franklin	1981-84	6	15	2.5	6	1
	Damon Reilly	1987	5	70	14.0	20	0
	A.J. Derby	2017-18	5	68	13.6	19t	1
	Ronnie Williams	1993-95	5	54	10.8	17	0
		Jake Stoneburner	2015	5	47	9.4	13
205.	Mel Baker	1974	4	121	30.3	46t	2
	Elmer Bailey	1980-81	4	105	26.3	39	0
	David Boston	2004-05	4	80	20.0	54	0
	Jabar Gaffney	2012	4	68	17.0	30	0
218.	Clive Walford	2019	4	57	14.3	19	0
	Brett Carolan	1996	4	48	12.0	21	1
	Jim Braxton	1978	4	47	11.8	19	0
	Samkon Gado	2007	4	47	11.8	35	0
	Tom Boutwell	1969	4	29	7.3	12	0
	Garrett Limbrick	1990	4	23	5.8	9	0
	Heath Evans	2005	4	17	4.3	5	0
	Jamar Martin	2004	4	15	3.8	7	0
	Charles Leigh	1971-74	4	9	2.3	7	0
	Robert Clark	1992	3	59	19.7	45	0
	Gene Mingo	1966-67	3	40	13.3	9	0
	Bill Darnall	1968-69	3	38	12.7	13	0
	Orleans Darkwa	2014	3	31	10.3	17	0
	Kory Sperry	2009	3	31	10.3	13	1
	Brandon London	2008	3	30	10.0	14	0
	Roosevelt Potts	1997	3	27	9.0	13	0
	De'Veon Smith	2017	3	27	9.0	13	0
	Ernest Wilford	2008	3	25	8.3	15	0
	Darian Barnes	2005-06	3	22	7.3	13	0
	Gator Hoskins	2014	3	21	7.0	14	0
	Brandon Bolden	2018	3	13	4.3	9	1
	Anthony Armstrong	2012	3	12	4.0	7	0



## ALL-TIME LEADERS

RECEIVING						
PLAYER	YEARS	NO.	YDS.	AVG.	LG	TD
Leonard Henry	2002-04	3	12	4.0	7	0
Robert Wilson	1994-96	3	8	2.7	3t	1
Ryan Tannehill	2012-18	3	8	2.7	9	1
234. Kendall Newson	2003-05	2	55	27.5	37	0
Ron Sellers	1973	2	54	27.0	42	0
Mike Caterbone	1987	2	46	23.0	30	0
Mickey Shuler	2010	2	44	22.0	28	0
Desmond Clark	2002	2	42	21.0	26	0
Jim Mertens	1969	2	26	13.0	15	0
Jimmy Hines	1969	2	23	11.5	22	0
Rich Diana	1982	2	21	10.5	13	0
David Woodley	1980-83	2	21	10.5	15t	1
Cleveland Gary	1994	2	19	9.5	11	0
Clyde Gates	2011	2	19	9.5	11	0
Kevin McKenzie	1999	2	18	9.0	13	0
Charles Henry	1991	2	17	8.5	9	0
Brian Kinchen	1988-90	2	15	7.5	12	0
Deon Dyer	2000-02	2	14	7.0	13	0
Cliff Russell	2005-06	2	14	7.0	9	0
Willie Smith	1987	2	13	6.5	8	1
Ronald Scott	1987	2	7	3.5	5	0
Reagan Mauia	2007	2	5	2.5	5	0
Casey Cramer	2008	2	3	1.5	2t	1
Bob Torrey	1979	2	3	1.5	8	0
Barry Pryor	1969-70	2	-3	-1.5	0	0
Steve Slaton	2011	2	-3	-1.5	-1	0
257. Bo Rather	1973, 1978	1	39	39.0	39	0
Wes Matthews	1966	1	20	20.0	20	0
Tom Beier	1967, 1969	1	19	19.0	19	0
Legedu Naanee	2012	1	19	19.0	19	0
Robert Baker	1999-02	1	17	17.0	17	0
Mike Holmes	1976	1	11	11.0	11	0
Damian Williams	2014	1	14	14.0	14	0
Ricky Isom	1987	1	11	11.0	11	0
Keith Sims	1990-97	1	9	9.0	9	0
Dick Anderson	1968-77	1	8	8.0	8	0
Ronald Bellamy	2004	1	8	8.0	8	0
Nuu Faaola	1989	1	8	8.0	8	0
Vick King	2004	1	8	8.0	8	0
Jeron Mastrud	2011-12	1	8	8.0	8	0
Knowshon Moreno	2014	1	8	8.0	8	0
Vern Den Herder	1971-82	1	7	7.0	7t	1
Aaron Halterman	2007	1	7	7.0	7	0
Kevin Curtis	2010	1	6	6.0	6	0
Lawrence Phillips	1997	1	6	6.0	6	0
Isaiah Pead	2016	1	6	6.0	6	0
George Farmer	1987	1	5	5.0	5	0
George Chesser	1966-67	1	4	4.0	4	0
Dewayne Dotson	1994-95, 1997	1	4	4.0	4	0
Doug Easlick	2004	1	4	4.0	4	0
Senorise Perry	2017-18	1	3	3.0	3	0
Alex Holmes	2005	1	2	2.0	2	0
Frank Wainright	1995-98	1	2	2.0	2t	1
Will Heller	2005	1	1	1.0	1t	1
Ron Moore	1998	1	1	1.0	1	0
<b>Jason Sanders</b>	<b>2018-19</b>	<b>1</b>	<b>1</b>	<b>1.0</b>	<b>1t</b>	<b>1</b>
<b>Christian Wilkins</b>	<b>2019</b>	<b>1</b>	<b>1</b>	<b>1.0</b>	<b>1t</b>	<b>1</b>
<b>Michael Deiter</b>	<b>2019</b>	<b>1</b>	<b>0</b>	<b>0.0</b>	<b>0</b>	<b>0</b>
Damon Huard	1997-00	1	0	0.0	0	0
Dan Marino	1983-99	1	-6	-6.0	-6	0
291. Lee Suggs	2006	0	13	-	13	0
Rex Hadnot	2004-07	0	-2	-	-2	0



## ALL-TIME LEADERS

### RECEIVING

PLAYER	YEARS	NO.	YDS.	AVG.	LG	TD
Samson Satele	2007-08, 2014	0	-3	-	-3	0

### SCORING

PLAYER	YEARS	TD	TDR	TDP	TDRT	FG	PAT	PTS.
1. Olindo Mare	1997-06	0	0	0	0	245	313	1048
2. Garo Yepremian	1970-78	0	0	0	0	165	335	830
3. Pete Stoyanovich	1989-95	0	0	0	0	176	246	774
4. Uwe von Schamann	1979-84	0	0	0	0	101	237	540
5. Dan Carpenter	2008-12	0	0	0	0	127	154	535
6. Mark Clayton	1983-92	82	0	81	1	0	0	492
7. Nat Moore	1974-86	75	1	74	0	0	0	450
8. Mark Duper	1982-92	59	0	59	0	0	0	354
9. Larry Csonka	1968-74, 1979	57	53	4	0	0	0	342
10. Ricky Williams	2002-03, 2005, 2007-10	54	48	6	0	0	0	326#
11. Fuad Reveiz	1985-88	0	0	0	0	53	161	320
12. Chris Chambers	2001-07	43	0	43	0	0	0	260#
13. Caleb Sturgis	2013-14	0	0	0	0	55	74	239
14. Ronnie Brown	2005-10	38	36	2	0	0	0	230#
15. Karim Abdul-Jabbar	1996-99	34	33	1	0	0	0	204
16. Mercury Morris	1969-75	33	29	1	3	0	0	198
Tony Nathan	1979-87	33	16	16	1	0	0	198
Paul Warfield	1970-74	33	0	33	0	0	0	198
19. O.J. McDuffie	1993-01	32	0	29	3	0	0	194#
20. Jason Sanders	2018-19	1	0	1	0	41	64	193
21. Jim Kiick	1968-74	31	28	3	0	0	0	186
22. Lorenzo Hampton	1985-89	28	22	6	0	0	0	168
23. Andrew Franks	2015-16	0	0	0	0	29	74	161
24. Bruce Hardy	1978-89	25	0	25	0	0	0	150
Don Nottingham	1973-77	25	25	0	0	0	0	150
26. Jarvis Landry	2014-17	24	1	22	1	0	0	148##
27. Anthony Fasano	2008-12, 2017	24	0	24	0	0	0	146#
Kenny Stills	2015-18	24	0	24	0	0	0	146#
29. Lamar Smith	2000-01	24	20	4	0	0	0	144
30. Norm Bulaich	1975-79	23	17	6	0	0	0	138
Andra Franklin	1981-84	23	22	1	0	0	0	138
Jim Mandich	1970-77	23	0	23	0	0	0	138
Howard Twilley	1966-76	23	0	23	0	0	0	138
34. Oronde Gadsden	1998-03	22	0	22	0	0	0	132
Lamar Miller	2012-15	22	19	3	0	0	0	132
36. Irving Fryar	1993-95	20	0	20	0	0	0	124##
37. Randy McMichael	2002-06	19	0	18	1	0	0	116#
38. Jim Jensen	1981-92	19	0	19	0	0	0	114
39. Keith Jackson	1992-94	18	0	18	0	0	0	110#
Bernie Parmalee	1992-98	18	15	3	0	0	0	110#
41. Duriel Harris	1976-83, 1985	18	0	18	0	0	0	108
DeVante Parker	2015-19	18	0	18	0	0	0	108
43. Ron Davenport	1985-89	17	13	4	0	0	0	102
Karl Noonan	1966-71	17	0	17	0	0	0	102
45. Kenyan Drake	2016-19	16	9	6	1	0	0	98#
46. Keith Byars	1993-96	16	6	10	0	0	0	96
Dan Johnson	1983-87	16	0	16	0	0	0	96
Benny Malone	1974-78	16	16	0	0	0	0	96
Sammie Smith	1989-91	16	15	1	0	0	0	96
Terry Kirby	1993-95	15	9	6	0	0	0	92#
51. Reggie Bush	2011-12	15	12	3	0	0	0	90
Charles Clay	2011-14	15	1	14	0	0	0	90
Mark Higgs	1990-94	15	14	0	1	0	0	90
Mike Wallace	2013-14	15	0	15	0	0	0	90
55. Jay Feely	2007	0	0	0	0	21	26	89
Joe Nedney	1996-97	0	0	0	0	18	35	89
Cody Parkey	2017	0	0	0	0	21	26	89



## ALL-TIME LEADERS

SCORING									
	PLAYER	YEARS	TD	TDR	TDP	TDRT	FG	PAT	PTS.
58.	Tony Martin	1989-93, 1999-2000	14	0	14	0	0	0	84
	Delvin Williams	1978-80	14	13	1	0	0	0	84
60.	Daniel Thomas	2011-14	13	10	3	0	0	0	80#
61.	Jimmy Cefalo	1978-84	13	0	13	0	0	0	78
	Joe Rose	1980-85	13	0	13	0	0	0	78
	Brian Hartline	2009-14	13	1	12	0	0	0	78
64.	Joe Auer	1966-67	12	5	6	1	0	0	72
	Woody Bennett	1980-88	12	9	3	0	0	0	72
	Davone Bess	2008-12	12	0	12	0	0	0	72
	Mark Ingram	1993-94	12	0	12	0	0	0	72
	Troy Stradford	1987-90	12	10	2	0	0	0	72
69.	Marty Booker	2004-07	11	0	11	0	0	0	70##
70.	Karl Kremser	1969-70	0	0	0	0	13	28	67
71.	Jay Fiedler	2000-04	11	11	0	0	0	0	66
72.	Gene Mingo	1966-67	0	0	0	0	11	32	65
	Ferrell Edmunds	1988-92	10	0	10	0	0	0	60
	Ted Ginn, Jr.	2007-09	10	2	5	3	0	0	60
	Travis Minor	2001-06	10	8	1	1	0	0	60
	Irving Spikes	1994-97	10	8	2	0	0	0	60
	David Woodley	1980-83	10	9	1	0	0	0	60
78.	Jason Taylor	1997-07, 2009, 2011	9	0	0	9	0	0	58**
79.	Jay Ajayi	2015-17	9	9	0	0	0	0	56#
80.	<b>Jakeem Grant Sr.</b>	<b>2016-19</b>	<b>9</b>	<b>1</b>	<b>4</b>	<b>4</b>	<b>0</b>	<b>0</b>	<b>54</b>
	Pete Johnson	1984	9	9	0	0	0	0	54
	Dan Marino	1983-99	9	9	0	0	0	0	54
	Brandon Marshall	2010-11	9	0	9	0	0	0	54
	Stan Mitchell	1966-70	9	4	5	0	0	0	54
	Tony Paige	1990-92	9	3	6	0	0	0	54
	James Pruitt	1986-88, 1990-91	9	0	8	1	0	0	54
	Freddie Solomon	1975-77	9	1	5	3	0	0	54
	Damien Williams	2014-17	9	3	6	0	0	0	54
89.	Jimmy Keyes	1968-69	0	0	0	0	7	30	51
90.	Troy Drayton	1996-99	8	0	8	0	0	0	50#
	James McKnight	2001-03	8	1	7	0	0	0	50#
92.	Fred Banks	1987-93	8	0	8	0	0	0	48
	Gary Davis	1976-79	8	7	1	0	0	0	48
	Rishard Matthews	2012-15	8	0	8	0	0	0	48
	Sammy Morris	2004-06	8	8	0	0	0	0	48
	Stanley Pritchett	1996-99	8	2	6	0	0	0	48
	Dion Sims	2013-16	8	0	8	0	0	0	48
	Lamar Thomas	1996-00	8	0	8	0	0	0	48
99.	Doug Moreau	1966-69	6	0	6	0	1	6	45
100.	Marlin Briscoe	1972-74	7	0	7	0	0	0	42
	Bob Griese	1967-80	7	7	0	0	0	0	42
	Rob Konrad	1999-04	7	1	6	0	0	0	42
	Larry Seiple	1966-67	7	0	7	0	0	0	42
	Ryan Tannehill	2012-18	7	6	1	0	0	0	42
105.	Booth Lusteg	1967	0	0	0	0	7	18	39
106.	Patrick Cobbs	2006-10	6	2	4	0	0	0	36
	Leroy Harris	1977-78	6	6	0	0	0	0	36
	Reshad Jones	2010-19	6	0	0	6	0	0	36
	Andre Tillman	1975-78	6	0	6	0	0	0	36
	Tommy Vigorito	1981-85	6	2	2	2	0	0	36
111.	Andre Brown	1989-90	5	0	5	0	0	0	30
	<b>Mike Gesicki</b>	<b>2018-19</b>	<b>5</b>	<b>0</b>	<b>5</b>	<b>0</b>	<b>0</b>	<b>0</b>	<b>30</b>
	Lex Hilliard	2009-11	5	2	2	1	0	0	30
	J.J. Johnson	1999-01	5	5	0	0	0	0	30
	David Martin	2007-08	5	0	5	0	0	0	30
	Jed Weaver	2000-02	5	0	5	0	0	0	30
	Albert Wilson	2018-19	5	0	5	0	0	0	30
118.	Dick Anderson	1968-77	4	0	0	4	0	0	24
	Kalen Ballage	2018-19	4	4	0	0	0	0	24



## ALL-TIME LEADERS

SCORING								
PLAYER	YEARS	TD	TDR	TDP	TDRT	FG	PAT	PTS.
Fred Barnett	1996-97	4	0	4	0	0	0	24
Greg Baty	1991-94	4	0	4	0	0	0	24
Terrell Buckley	1995-99, 2003	4	0	0	4	0	0	24
Greg Camarillo	2007-09	4	0	4	0	0	0	24
Jordan Cameron	2015-16	4	0	4	0	0	0	24
<b>Ryan Fitzpatrick</b>	<b>2019</b>	<b>4</b>	<b>4</b>	<b>0</b>	<b>0</b>	<b>0</b>	<b>0</b>	<b>24</b>
Marv Fleming	1970-74	4	0	4	0	0	0	24
Brandon Gibson	2013-14	4	0	4	0	0	0	24
Jack Harper	1967-68	4	1	3	0	0	0	24
Randal Hill	1991, 1995-96	4	0	4	0	0	0	24
Cleo Lemon	2005-07	4	4	0	0	0	0	24
Marc Logan	1989-91	4	2	0	2	0	0	24
Leslie Shepherd	2000	4	0	4	0	0	0	24
Zach Thomas	1996-07	4	0	0	4	0	0	24
Derrius Thompson	2003-04	4	0	4	0	0	0	24
135. Willie Beecher	1987	0	0	0	0	3	12	21
136. Eric Green	1995	3	0	3	0	0	0	20#
Derek Hagan	2006-08	3	0	3	0	0	0	20#
Jovorskie Lane	2012	3	2	1	0	0	0	20#
Sam Madison	1997-05	3	0	0	3	0	0	20*
140. John Avery	1998-99	3	2	1	0	0	0	18
Brandon Bolden	2018	2	2	1	0	0	0	18
Jack Clancy	1967-69	3	0	3	0	0	0	18
Tony Franklin	1988	0	0	0	0	4	6	18
Samkon Gado	2007	3	3	0	0	0	0	18
Nick Giaquinto	1980-81	3	0	2	1	0	0	18
Hubert Ginn	1970-75	3	3	0	0	0	0	18
Shayne Graham	2011	0	0	0	0	4	6	18
Joey Haynos	2008-09	3	0	3	0	0	0	18
Frank Jackson	1966-67	3	0	3	0	0	0	18
Charles Jordan	1996-98	3	0	3	0	0	0	18
Mike Kozlowski	1979-86	3	0	0	3	0	0	18
Ronnie Lee	1979-82, 1984-89	3	0	3	0	0	0	18
Ray Lucas	2001-02	3	3	0	0	0	0	18
Loaird McCreary	1976-78	3	0	3	0	0	0	18
Lloyd Mumphord	1969-74	3	0	0	3	0	0	18
David Overstreet	1983	3	1	2	0	0	0	18
Justin Peelle	2006-07	3	0	3	0	0	0	18
Scott Schwedes	1987-90	3	0	2	1	0	0	18
Ronald Scott	1987	3	3	0	0	0	0	18
Otto Stowe	1971-72	3	0	3	0	0	0	18
Marcus Thigpen	2012-13	3	0	1	2	0	0	18
Julius Thomas	2017	3	0	3	0	0	0	18
<b>Preston Williams</b>	<b>2019</b>	<b>3</b>	<b>0</b>	<b>3</b>	<b>0</b>	<b>0</b>	<b>0</b>	<b>18</b>
164. Matt Bryant	2004	0	0	0	0	3	7	16
Wes Welker	2004-06	2	0	1	1	1	1	16
166. Tim Foley	1970-80	2	0	0	2	0	0	14*
167. Mel Baker	1974	2	0	2	0	0	0	12
Charlie Baumann	1991	0	0	0	0	2	6	12
Bob Baumhower	1977-86	2	0	0	2	0	0	12
Jim Braxton	1978	2	2	0	0	0	0	12
Leonte Carroo	2016-18	2	0	2	0	0	0	12
Gary Clark	1995	2	0	2	0	0	0	12
Cecil Collins	1999	2	2	0	0	0	0	12
Robert Edwards	2002	2	1	1	0	0	0	12
Bryan Gilmore	2004-05	2	0	2	0	0	0	12
Brent Grimes	2013-15	2	0	0	2	0	0	12
Abner Haynes	1967	2	2	0	0	0	0	12
Chad Henne	2008-11	2	2	0	0	0	0	12
Eddie Hill	1981-84	2	1	1	0	0	0	12
Lifford Hobley	1987-93	2	0	0	2	0	0	12
Bobby Humphrey	1992	2	1	1	0	0	0	12



## ALL-TIME LEADERS

SCORING									
PLAYER	YEARS	TD	TDR	TDP	TDRT	FG	PAT	PTS.	
Allen Hurns	2019	2	0	2	0	0	0	0	12
William Judson	1982-89	2	0	0	2	0	0	0	12
Dave Kocourek	1966	2	0	2	0	0	0	0	12
Donald Lee	2003-04	2	0	2	0	0	0	0	12
Kyle Mackey	1987	2	2	0	0	0	0	0	12
Brock Marion	1998-03	2	0	0	2	0	0	0	12
Don McNeal	1980-89	2	0	0	2	0	0	0	12
Jerris McPhail	1996-97	2	1	1	0	0	0	0	12
Scott Miller	1991-96	2	0	1	1	0	0	0	12
Gene Milton	1968-69	2	0	1	1	0	0	0	12
Marlon Moore	2010-13	2	0	2	0	0	0	0	12
Matt Moore	2011-17	2	2	0	0	0	0	0	12
Jeff Ogden	2000-01	2	0	1	1	0	0	0	12
Louis Oliver	1989-93, 1995-96	2	0	0	2	0	0	0	12
Ed Perry	1997-04	2	0	2	0	0	0	0	12
Sam Price	1966-68	2	1	1	0	0	0	0	12
Bo Roberson	1966	2	0	2	0	0	0	0	12
Terry Robiskie	1980-81	2	2	0	0	0	0	0	12
Bill Stanfill	1969-76	2	0	0	2	0	0	0	12
Jake Stoneburner	2015	2	0	2	0	0	0	0	12
Don Strock	1974-87	2	2	0	0	0	0	0	12
Patrick Surtain	1998-04	2	0	0	2	0	0	0	12
Troy Vincent	1992-95	2	0	0	2	0	0	0	12
Jimmy Warren	1966-69	2	0	0	2	0	0	0	12
Dick Westmoreland	1966-69	2	0	0	2	0	0	0	12
Stan Winfrey	1975-77	2	1	1	0	0	0	0	12
208. Bill Gramatica	2004	0	0	0	0	3	0	0	9
209. Walt Aikens	2014-19	1	0	0	1	0	0	0	8^
Kim Bokamper	1977-85	1	0	0	1	0	0	0	8*
Aaron Craver	1991-94	1	1	0	0	0	0	0	8#
Billy Joe	1966	1	0	1	0	0	0	0	8#
Curtis Johnson	1970-78	1	0	0	1	0	0	0	8*
<b>Patrick Laird</b>	<b>2019</b>	<b>1</b>	<b>1</b>	<b>0</b>	<b>0</b>	<b>0</b>	<b>0</b>	<b>0</b>	<b>8#</b>
215. Will Allen	2006-11	1	0	0	1	0	0	0	6
Kiko Alonso	2016-18	1	0	0	1	0	0	0	6
Danny Amendola	2018	1	0	1	0	0	0	0	6
<b>Jerome Baker</b>	<b>2018-19</b>	<b>1</b>	<b>0</b>	<b>0</b>	<b>1</b>	<b>0</b>	<b>0</b>	<b>0</b>	<b>6</b>
John Beck	2007-08	1	1	0	0	0	0	0	6
Don Bessillieu	1979-81	1	0	0	1	0	0	0	6
Glenn Blackwood	1979-87	1	0	0	1	0	0	0	6
Tim Bowens	1994-04	1	0	0	1	0	0	0	6
J.B. Brown	1989-96	1	0	0	1	0	0	0	6
Bob Brudzinski	1981-89	1	0	0	1	0	0	0	6
Nick Buoniconti	1969-76	1	0	0	1	0	0	0	6
Kevin Burnett	2011-12	1	0	0	1	0	0	0	6
Brice Butler	2018	1	0	1	0	0	0	0	6
Brett Carolan	1996	1	0	1	0	0	0	0	6
Cris Carter	2002	1	0	1	0	0	0	0	6
Joe Carter	1984-86	1	1	0	0	0	0	0	6
Rick Casares	1966	1	0	1	0	0	0	0	6
Jesse Chatman	2005, 2007	1	1	0	0	0	0	0	6
Casey Cramer	2008	1	0	1	0	0	0	0	6
Bill Cronin	1966	1	0	1	0	0	0	0	6
Daunte Culpepper	2006	1	1	0	0	0	0	0	6
Vontae Davis	2009-11	1	0	0	1	0	0	0	6
Louis Delmas	2014	1	0	0	1	0	0	0	6
Vern Den Herder	1971-82	1	0	1	0	0	0	0	6
A.J. Derby	2017-18	1	0	1	0	0	0	0	6
Leland Douglas	1987	1	0	1	0	0	0	0	6
Bert Emanuel	2000	1	0	1	0	0	0	0	6
Frank Emanuel	1966-69	1	0	0	1	0	0	0	6
Tom Erlandson	1966-67	1	0	0	1	0	0	0	6





## ALL-TIME LEADERS

SCORING								
PLAYER	YEARS	TD	TDR	TDP	TDRT	FG	PAT	PTS.
David Fales	2017	1	1	0	0	0	0	6
A.J. Feeley	2004-05	1	1	0	0	0	0	6
Minkah Fitzpatrick	2018-19	1	0	0	1	0	0	6
Cortland Finnegan	2014	1	0	0	1	0	0	6
Trent Gamble	2000-03	1	0	0	1	0	0	6
<b>Myles Gaskin</b>	<b>2019</b>	<b>1</b>	<b>1</b>	<b>0</b>	<b>0</b>	<b>0</b>	<b>0</b>	<b>6</b>
Cookie Gilchrist	1966	1	0	1	0	0	0	6
Kerry Glenn	1990-92	1	0	0	1	0	0	6
Hunter Goodwin	1999-01	1	0	1	0	0	0	6
Frank Gore	2018	1	0	1	0	0	0	6
Vince Heflin	1982-85	1	0	1	0	0	0	6
Will Heller	2005	1	0	1	0	0	0	6
Renaldo Hill	2006-08	1	0	0	1	0	0	6
Sean Hill	1994-96	1	0	0	1	0	0	6
Trell Hooper	1987	1	0	0	1	0	0	6
<b>Xavien Howard</b>	<b>2016-19</b>	<b>1</b>	<b>0</b>	<b>0</b>	<b>1</b>	<b>0</b>	<b>0</b>	<b>6</b>
Steve Howell	1979-81	1	1	0	0	0	0	6
Ricky Isom	1987	1	1	0	0	0	0	6
Calvin Jackson	1994-99	1	0	0	1	0	0	6
Vestee Jackson	1991-93	1	0	0	1	0	0	6
Pete Jaquess	1966-67	1	0	0	1	0	0	6
Greg Jennings	2015	1	0	1	0	0	0	6
Pat Johnson	1995	1	0	0	1	0	0	6
Dominique Jones	2016	1	0	1	0	0	0	6
Robert Jones	1998-00	1	0	0	1	0	0	6
Nate Kaeding	2012	0	0	0	0	1	3	6
Chuck Klingbeil	1991-95	1	0	0	1	0	0	6
Bernie Kosar	1994-96	1	1	0	0	0	0	6
Michael Lehan	2006-08	1	0	0	1	0	0	6
Charles Leigh	1971-74	1	1	0	0	0	0	6
David Lewis	1987	1	0	1	0	0	0	6
Phillip Merling	2008-11	1	0	0	1	0	0	6
Koa Misi	2010-17	1	0	0	1	0	0	6
Kenny Mixon	1998-01	1	0	0	1	0	0	6
Knowshawn Moreno	2014	1	1	0	0	0	0	6
Earl Morrall	1972-76	1	1	0	0	0	0	6
Cliff Odom	1990-93	1	0	0	1	0	0	6
Nick O'Leary	2018-19	1	0	1	0	0	0	6
Chad Pennington	2008-10	1	1	0	0	0	0	6
Brett Perriman	1997	1	0	1	0	0	0	6
Lousaka Polite	2008-10	1	1	0	0	0	0	6
Derrick Pope	2004-07	1	0	0	1	0	0	6
Willie Richardson	1970	1	0	1	0	0	0	6
John Roderick	1966-67	1	0	1	0	0	0	6
<b>Eric Rowe</b>	<b>2019</b>	<b>1</b>	<b>0</b>	<b>0</b>	<b>1</b>	<b>0</b>	<b>0</b>	<b>6</b>
Jake Scott	1970-75	1	0	0	1	0	0	6
Scott Secules	1989-92	1	1	0	0	0	0	6
Derrick Shelby	2012-15	1	0	0	1	0	0	6
Steve Slaton	2011	1	1	0	0	0	0	6
Gerald Small	1978-83	1	0	0	1	0	0	6
Willie Smith	1987	1	0	1	0	0	0	6
Brian Sochia	1986-91	1	0	0	1	0	0	6
Kory Sperry	2009	1	0	1	0	0	0	6
John Stofa	1966-67, 1969-70	1	1	0	0	0	0	6
John Tagliaferri	1987	1	1	0	0	0	0	6
Norris Thomas	1977-79	1	0	0	1	0	0	6
Thurman Thomas	2000	1	0	1	0	0	0	6
Bob Torrey	1979	1	1	0	0	0	0	6
Olivier Vernon	2012-15	1	0	0	1	0	0	6
Frank Wainright	1995-98	1	0	1	0	0	0	6
Fulton Walker	1981-85	1	0	0	1	0	0	6
Willie West	1966-68	1	0	0	1	0	0	6



## ALL-TIME LEADERS

### SCORING

	PLAYER	YEARS	TD	TDR	TDP	TDRT	FG	PAT	PTS.
	Jarvis Williams	1988-93	1	0	0	1	0	0	6
	Robert Wilson	1994-96	1	0	1	0	0	0	6
	<b>Christian Wilkins</b>	<b>2019</b>	<b>1</b>	<b>0</b>	<b>1</b>	<b>0</b>	<b>0</b>	<b>0</b>	<b>6</b>
	Dick Wood	1966	1	1	0	0	0	0	6
310.	Van Tiffin	1987	0	0	0	0	0	4	4
311.	Charlie Anderson	2008-09	0	0	0	0	0	0	2*
	Kevin Carter	2005-06	0	0	0	0	0	0	2*
	Mike Charles	1983-86	0	0	0	0	0	0	2*
	A.J. Duhe	1977-84	0	0	0	0	0	0	2*
	Terrence Fede	2014-17	0	0	0	0	0	0	2*
	Larry Gordon	1976-82	0	0	0	0	0	0	2*
	Jermaine Haley	2000-02	0	0	0	0	0	0	2*
	Reggie Howard	2004-05	0	0	0	0	0	0	2*
	Sammy Knight	2003-04	0	0	0	0	0	0	2*
	Senorise Perry	2017	0	0	0	0	0	0	2*
	Don Reese	1974-76	0	0	0	0	0	0	2*
	Cameron Wake	2009-18	0	0	0	0	0	0	2*
	George Wilson	1966	0	0	0	0	0	0	2#

\* — safety

# — two point conversion

^ — defensive two point conversion

### INTERCEPTIONS

	PLAYER	YEARS	NO.	YDS.	AVG.	LG	TD
1.	Jake Scott	1970-75	35	425	12.1	47	0
2.	Dick Anderson	1968-77	34	792	23.3	96t	3
3.	Sam Madison	1997-05	31	487	15.7	42	2
4.	Glenn Blackwood	1979-87	29	398	13.7	50	1
	Patrick Surtain	1998-04	29	298	10.3	43	2
6.	Louis Oliver	1989-93, 1995-96	24	569	23.7	103t	2
	Terrell Buckley	1995-99, 2003	24	425	17.7	91t	3
	William Judson	1982-89	24	368	15.3	61t	2
9.	Gerald Small	1978-83	23	378	16.4	46t	1
10.	Curtis Johnson	1970-78	22	190	8.6	34	0
	Tim Foley	1970-80	22	96	4.4	18	0
12.	Reshad Jones	2010-19	21	361	17.2	54	4
13.	Brock Marion	1998-03	20	431	21.6	100t	2
14.	Don McNeal	1980-89	18	163	9.1	30	2
15.	Zach Thomas	1996-07	17	170	10.0	34t	4
16.	J.B. Brown	1989-96	16	293	18.3	48	1
17.	Dick Westmoreland	1966-69	15	231	15.4	42	2
18.	Troy Vincent	1992-95	14	284	20.3	69	2
	Jarvis Williams	1988-93	14	216	15.4	42	1
	Lloyd Mumphord	1969-74	14	187	13.4	51	2
	Lyle Blackwood	1981-86	14	173	12.4	45	0
	Earnie Rhone	1975-84	14	110	7.9	16	0
23.	Brent Grimes	2013-15	13	202	15.5	94t	2
	Willie West	1966-68	13	180	13.8	32	0
	Paul Lankford	1982-91	13	89	6.8	44	0
26.	Charlie Babb	1972-79	12	141	11.8	36	0
	<b>Xavien Howard</b>	<b>2016-19</b>	<b>12</b>	<b>123</b>	<b>10.0</b>	<b>39</b>	<b>1</b>
	Brian Walker	1997-98, 2000-01	12	92	7.7	31	0
29.	Jimmy Warren	1966-69	11	247	22.5	70t	1
30.	Vontae Davis	2009-11	9	124	13.8	28	1
31.	Mike Kozlowski	1979-86	8	172	21.5	38t	2
	Larry Gordon	1976-82	8	121	15.1	36	0
	Bob Matheson	1971-79	8	111	13.9	34	0
	Jason Taylor	1997-07, 2009, 2011	8	110	13.8	51t	3
	Nick Buoniconti	1969-76	8	89	11.1	24	0
	Jason Allen	2006-10	8	41	5.1	17	0
37.	Sammy Knight	2003-04	7	130	18.6	70	0
	Norris Thomas	1977-79	7	115	16.4	53t	1
	Will Allen	2006-11	7	114	16.3	32t	1
	André Goodman	2006-08	7	76	10.9	55	0
41.	Renaldo Hill	2006-08	6	91	15.2	24	0



## ALL-TIME LEADERS

INTERCEPTIONS						
PLAYER	YEARS	NO.	YDS.	AVG.	LG	TD
Jeremiah Bell	2004-11	6	89	14.8	29	0
<b>Bobby McCain</b>	<b>2015-19</b>	<b>6</b>	<b>59</b>	<b>9.8</b>	<b>32</b>	<b>0</b>
Kim Bokamper	1977-85	6	55	9.2	24t	1
John Bramlett	1967-68	6	49	8.2	22	0
46. Bob Petrella	1966-71	5	104	20.8	33	0
Kiko Alonso	2016-18	5	100	20.0	60t	1
Bud Brown	1984-88	5	96	19.2	53	0
Neal Colzie	1979	5	86	17.2	56	0
Mike Kolen	1970-77	5	85	17.0	29	0
Liffort Hobley	1987-93	5	61	12.2	22	0
Fulton Walker	1981-85	5	61	12.2	30	0
Arturo Freeman	2000-04	5	59	11.8	47	0
Sean Smith	2009-12	5	56	11.2	31	0
Bob Brudzinski	1981-89	5	46	9.2	19	0
Rick Volk	1977-78	5	42	8.4	24	0
Nolan Carroll	2010-13	5	25	5.0	24	0
Shawn Wooden	1996-99, 2001-04	5	25	5.0	15	0
Doug Swift	1970-75	5	17	3.4	12	0
Don Bessillieu	1979-81	5	13	2.6	12	0
61. Calvin Jackson	1994-99	4	105	26.3	61t	1
Lance Schulters	2005, 2007	4	78	19.5	37	0
Tom Erlandson	1966-67	4	68	17.0	37	1
Jimmy Wilson	2011-14	4	57	14.3	31	0
T.J. McDonald	2017-18	4	48	12.0	31	0
Frank Emanuel	1966-69	4	46	12.5	24	0
John Offerdahl	1986-93	4	44	11.0	28	0
Tim McKyer	1990	4	40	10.0	21	0
Randy Starks	2008-14	4	33	8.3	18	0
Chris Clemons	2009-13	4	29	7.3	29	0
Gene Atkins	1994-96	4	24	6.0	18	0
Mark Brown	1983-88	4	18	4.5	13	0
Michael Stewart	1994-96	4	11	2.8	11	0
Dimitri Patterson	2012-13	4	7	1.8	3	0
Tony Lippett	2015-17	4	0	0.0	0	0
76. Vestee Jackson	1991-93	3	63	21.0	30t	1
Ed Taylor	1979-82	3	55	18.3	44	0
Rodney Thomas	1988-90	3	52	17.3	48	0
Bryan Cox	1991-95	3	38	12.7	26	0
Travares Tillman	2005-07	3	38	12.7	22	0
Wahoo McDaniel	1966-68	3	35	11.7	20	0
Derrick Rodgers	1997-02	3	33	11.0	21	0
Jerry Wilson	1996-00	3	32	10.7	19	0
Travis Daniels	2005-07	3	31	10.3	29	0
Steve Towle	1975-80	3	30	10.0	16	0
Pete Jaquess	1966-67	3	27	9.0	27	1
A.J. Duhe	1977-84	3	18	6.0	11	0
Ed Weisacosky	1968-70	3	10	3.3	7	0
Aubrey Beavers	1994-95	3	8	2.7	8	0
Nate Jones	2008-09, 2011	3	0	0.0	0	0
91. Minkah Fitzpatrick	2018-19	2	64	32.0	50t	1
Donovan Rose	1986-87	2	63	31.5	36	0
<b>Jerome Baker</b>	<b>2018-19</b>	<b>2</b>	<b>59</b>	<b>29.5</b>	<b>34</b>	<b>1</b>
Bob Neff	1966-68	2	54	27.0	22	0
Rusty Chambers	1976-80	2	53	26.5	49	0
Dwight Hollier	1992-99	2	47	23.5	36	0
Walt Aikens	2014-19	2	43	21.5	43	0
Ken Ellis	1976	2	40	20.0	40	0
Bobby Harden	1990-93	2	39	19.5	22	0
Robert Sowell	1983-85, 1987	2	36	18.0	29	0
Steven Parker	2019	2	35	17.5	35	0
Bill Stanfill	1969-76	2	32	16.0	17t	2
Kerry Glenn	1990-92	2	31	15.5	31t	1
Jamar Fletcher	2001-03	2	30	15.0	30	0
Akin Ayodele	2008-09	2	29	14.5	17	0
Byron Maxwell	2016-17	2	29	14.5	27	0



## ALL-TIME LEADERS

INTERCEPTIONS						
PLAYER	YEARS	NO.	YDS.	AVG.	LG	TD
Dannell Ellerbe	2013-14	2	25	12.5	16	0
Henry Stuckey	1972-74	2	25	12.5	21	0
George Teague	1997	2	25	12.5	23	0
Tyrone Culver	2008-09	2	24	12.0	23	0
Derrick Shelby	2012-15	2	24	12.0	22t	1
<b>Nik Needham</b>	<b>2019</b>	<b>2</b>	<b>23</b>	<b>11.5</b>	<b>23</b>	<b>0</b>
Joey Porter	2007-08	2	19	9.5	14	0
Isa Abdul-Quddus	2016	2	16	8.0	9	0
Tate Randle	1987	2	16	8.0	11	0
John McGeever	1966	2	15	7.5	15	0
Tom Beier	1967, 1969	2	14	7.0	7	0
Robert Jones	1998-00	2	14	7.0	14t	1
Trell Hooper	1987	2	11	5.5	11	0
Benny Sapp	2010-11	2	9	4.5	9	0
Jeris White	1974-76	2	4	2.0	4	0
Tyrone Braxton	1994	2	3	1.5	3	0
Chris Green	1991-94	2	0	0.0	0	0
Derrick Pope	2004-07	2	0	0.0	0	0
125. Louis Delmas	2014	1	81	81.0	81t	1
Kenny Mixon	1998-01	1	56	56.0	56t	1
Marvin Mitchell	2011	1	55	55.0	55	0
Jay Brophy	1984-86	1	41	41.0	41	0
Jared Odrick	2010-14	1	39	39.0	39	0
Zack Bowman	2015	1	38	38.0	38	0
<b>Eric Rowe</b>	<b>2019</b>	<b>1</b>	<b>35</b>	<b>35.0</b>	<b>35t</b>	<b>1</b>
Kevin Burnett	2011-12	1	34	34.0	34t	1
Dean Brown	1970	1	32	32.0	32	0
Hugh Green	1985-91	1	28	28.0	28	0
Earl Faison	1966	1	26	26.0	26	0
Phillip Merling	2008-11	1	25	25.0	25t	1
Vern Den Herder	1971-82	1	24	24.0	24	0
Charles Cornelius	1977-78	1	21	21.0	21	0
Bob Bruggers	1966-68	1	20	20.0	20	0
Ralph Ortega	1979-80	1	17	17.0	13	0
Jordan Phillips	2015-18	1	17	17.0	17	0
Bacarri Rambo	2016	1	17	17.0	17	0
Ted Davis	1970	1	15	15.0	15	0
Karlos Dansby	2010-12	1	14	14.0	14	0
Rick Graf	1987-90	1	14	14.0	14	0
Shawn Lee	1990-91	1	14	14.0	14	0
Cameron Wake	2009-18	1	12	12.0	12	0
Mike Hull	2015-18	1	8	8.0	8	0
Richard Marshall	2012	1	7	7.0	7	0
Jackie Shipp	1984-88	1	7	7.0	7	0
Craig Veasey	1993-94	1	7	7.0	7	0
Vince Biegel	2019	1	7	7.0	7	0
Reggie Howard	2004-05	1	5	5.0	5	0
Eric Kumerow	1988-90	1	5	5.0	5	0
Alex Moyer	1985-86	1	4	4.0	4	0
Greg Jeffries	1999-00	1	3	3.0	3	0
Ryan Lewis	2019	1	3	3.0	3	0
Jack Rudolph	1966	1	3	3.0	3	0
Chris Singleton	1993-96	1	3	3.0	3	0
Brendon Ayanbadejo	2003-04	1	2	2.0	2	0
Larry Ball	1972-74, 1977-78	1	2	2.0	2	0
Mike Charles	1983-86	1	2	2.0	2	0
Channing Crowder	2005-10	1	2	2.0	2	0
Mike Reichenbach	1990-91	1	2	2.0	2	0
Randall Edmunds	1968-69	1	1	1.0	1	0
Bruce Alexander	1992-93	1	0	0.0	0	0
Bob Baumhower	1977-86	1	0	0.0	0	0
Tim Bowens	1994-04	1	0	0.0	0	0
Jeff Cross	1989-95	1	0	0.0	0	0
Scott Galyon	2000-02	1	0	0.0	0	0
Jermaine Haley	2000-02	1	0	0.0	0	0



## ALL-TIME LEADERS

### INTERCEPTIONS

PLAYER	YEARS	NO.	YDS.	AVG.	LG	TD
Neville Hewitt	2015-17	1	0	0.0	0	0
Sean Hill	1994-96	1	0	0.0	0	0
Mack Lamb	1967-68	1	0	0.0	0	0
Chris Lammons	2019	1	0	0.0	0	0
Michael Lehan	2006-08	1	0	0.0	0	0
Darrell Malone	1992-94	1	0	0.0	0	0
Brice McCain	2015	1	0	0.0	0	0
Cliff Odom	1990-93	1	0	0.0	0	0
Muhammad Oliver	1994	1	0	0.0	0	0
<b>Jamal Perry</b>	<b>2019</b>	<b>1</b>	<b>0</b>	<b>0.0</b>	<b>0</b>	<b>0</b>
Vern Roberson	1977	1	0	0.0	0	0
Bryant Salter	1976	1	0	0.0	0	0
Terrance Shaw	2000	1	0	0.0	0	0
Donnie Spragan	2005-07	1	0	0.0	0	0
R.J. Stanford	2012-14	1	0	0.0	0	0
Michael Thomas	2013-17	1	0	0.0	0	0
Reggie Torbor	2008-09	1	0	0.0	0	0
Jason Trusnik	2011-14	1	0	0.0	0	0
Jay Williams	2002-04	1	0	0.0	0	0
Jeff Zgonina	2003-06	1	0	0.0	0	0
Daryl Gardener	1996-01	1	-1	-1.0	-1	0

### SACKS

PLAYER	YEARS	NO
1. Jason Taylor	1997-2007, 2009, 2011	131.0
2. Cameron Wake	2009-18	98.0
3. Bill Stanfill	1969-76	69.5
4. Doug Betters	1978-87	65.5
5. Vern Den Herder	1971-82	64.0
6. Jeff Cross	1988-95	59.5
7. Trace Armstrong	1995-2000	56.5
8. Bob Baumhower	1977-86	39.5
Kim Bokamper	1977-85	39.5
10. A.J. Duhe	1977-84	38.5

### KICKOFF RETURNS (Yards)

PLAYER	YEARS	NO.	YDS.	AVG.	LG	TD
1. Wes Welker	2004-06	166	3,756	22.6	95t	1
2. Ted Ginn, Jr.	2007-09	147	3,386	23.0	101t	2
3. Mercury Morris	1969-75	111	2,947	26.5	105t	3
4. Fulton Walker	1981-85	123	2,944	23.9	90t	1
5. Brock Marion	1998-03	107	2,517	23.5	93	0
6. O.J. McDuffie	1993-01	92	2,103	22.9	48	0
7. Irving Spikes	1994-97	89	2,058	23.1	59	0
<b>8. Jakeem Grant Sr.</b>	<b>2016-19</b>	<b>81</b>	<b>2,031</b>	<b>25.1</b>	<b>102t</b>	<b>2</b>
9. Lorenzo Hampton	1985-89	96	2,025	21.1	46	0
10. Marcus Thigpen	2012-13	77	1,910	24.8	96t	1

### PUNT RETURNS (Yards)

PLAYER	YEARS	NO.	FC	YDS.	AVG.	LG	TD
1. Jake Scott	1970-75	127	55	1,330	10.5	77t	1
2. Wes Welker	2004-06	127	64	1,232	9.7	71	0
3. Davone Bess	2008-12	115	85	1,196	10.4	47	0
4. O.J. McDuffie	1993-01	127	91	1,127	8.9	72t	2
5. Tom Vigorito	1981-85	79	22	830	10.5	87t	2
6. Freddie Solomon	1975-77	71	5	810	11.4	79t	2
7. Jarvis Landry	2014-17	89	53	804	9.0	69t	1
8. Scott Schwedes	1987-90	75	18	732	9.8	70t	1
9. Jeff Ogden	2000-01	51	22	700	13.7	81t	1
<b>10. Jakeem Grant Sr.</b>	<b>2016-19</b>	<b>64</b>	<b>20</b>	<b>589</b>	<b>9.2</b>	<b>74t</b>	<b>2</b>



## TOP 20 SEASON LEADERS

### RUSHING YARDS

NAME	YEAR	YARDS
1. Ricky Williams	2002	1,853
2. Ricky Williams	2003	1,372
3. Jay Ajayi	2016	1,272
4. Delvin Williams	1978	1,258
5. Lamar Smith	2000	1,139
6. Ricky Williams	2009	1,121
7. Larry Csonka	1972	1,117
8. Karim Abdul-Jabbar	1996	1,116
9. Lamar Miller	2014	1,099
10. Reggie Bush	2011	1,086
11. Larry Csonka	1971	1,051
12. Ronnie Brown	2006	1,008
13. Larry Csonka	1973	1,003
14. Mercury Morris	1972	1,000
15. Reggie Bush	2012	986
16. Lamar Smith	2001	968
17. Karim Abdul-Jabbar	1998	960
18. Mercury Morris	1973	954
19. Ronnie Brown	2008	916
20. Mark Higgs	1992	915

### PASSING YARDS

NAME	YEAR	YARDS
1. Dan Marino	1984	5,084
2. Dan Marino	1986	4,746
3. Dan Marino	1994	4,453
4. Dan Marino	1988	4,434
5. Ryan Tannehill	2015	4,208
6. Dan Marino	1985	4,137
7. Dan Marino	1992	4,116
8. Ryan Tannehill	2014	4,045
9. Dan Marino	1989	3,997
10. Dan Marino	1991	3,970
11. Ryan Tannehill	2013	3,913
12. Dan Marino	1997	3,780
13. Dan Marino	1995	3,668
14. Chad Pennington	2008	3,653
15. Dan Marino	1990	3,563
16. Ryan Fitzpatrick	2019	3,529
17. Dan Marino	1998	3,497
18. Chad Henne	2010	3,301
19. Ryan Tannehill	2012	3,294
20. Jay Fiedler	2001	3,248

### PASSING TOUCHDOWNS

NAME	YEAR	TDs
1. Dan Marino	1984	48
2. Dan Marino	1986	44
3. Dan Marino	1985	30
4. Dan Marino	1994	30
5. Dan Marino	1988	28
6. Ryan Tannehill	2014	27
7. Dan Marino	1987	26
8. Dan Marino	1991	25
9. Dan Marino	1989	24
10. Dan Marino	1992	24
11. Dan Marino	1995	24
12. Ryan Tannehill	2013	24
13. Ryan Tannehill	2015	24
14. Dan Marino	1998	23
15. Bob Griese	1977	22

16. Bob Griese	1968	21
17. Dan Marino	1990	21
18. Dan Marino	1983	20
19. Jay Fiedler	2001	20
20. Ryan Fitzpatrick	2019	20

### RECEPTIONS

NAME	YEAR	REC
1. Jarvis Landry	2017	112
2. Jarvis Landry	2015	110
3. Jarvis Landry	2016	94
4. O.J. McDuffie	1998	90
5. Mark Clayton	1988	86
6. Brandon Marshall	2010	86
7. Jarvis Landry	2014	84
8. Chris Chambers	2005	82
9. Brandon Marshall	2011	81
10. Davone Bess	2010	79
11. O.J. McDuffie	1997	76
12. Davone Bess	2009	76
13. Brian Hartline	2013	76
14. Terry Kirby (RB)	1993	75
15. O.J. McDuffie	1996	74
16. Brian Hartline	2012	74
17. Mark Clayton	1984	73
18. Irving Fryar	1994	73
19. Randy McMichael (TE)	2004	73
20. Mike Wallace	2013	73

### RECEIVING YARDS

NAME	YEAR	YARDS
1. Mark Clayton	1984	1,389
2. Mark Duper	1986	1,313
3. Mark Duper	1984	1,306
4. Irving Fryar	1994	1,270
5. Brandon Marshall	2011	1,214
6. DeVante Parker	2019	1,202
7. Jarvis Landry	2015	1,157
8. Mark Clayton	1986	1,150
9. Jarvis Landry	2016	1,136
10. Mark Clayton	1988	1,129
11. Chris Chambers	2005	1,118
12. Mark Duper	1991	1,085
13. Brian Hartline	2012	1,083
14. Mark Clayton	1991	1,053
15. O.J. McDuffie	1998	1,050
16. Tony Martin	1999	1,037
17. Brian Hartline	2013	1,016
18. Brandon Marshall	2010	1,014
19. Mark Clayton	1989	1,011
20. Irving Fryar	1993	1,010

### POINTS

NAME	YEAR	POINTS
1. Olindo Mare	1999	144
2. Caleb Sturgis	2014	128
3. Pete Stoyanovich	1992	124
4. Pete Stoyanovich	1991	121
5. Pete Stoyanovich	1995	118
6. Garo Yepremian	1971	117
7. Olindo Mare	1997	117
8. Olindo Mare	2000	117
9. Fuad Reveiz	1985	116



## TOP 20 SEASON LEADERS

10.	Gar0 Yepremian	1972	115
	Dan Carpenter	2010	115
12.	Olindo Mare	2002	114
13.	Gar0 Yepremian	1973	113
	Dan Carpenter	2011	113
15.	Dan Carpenter	2009	112
16.	Caleb Sturgis	2013	111
17.	Uwe von Schamann	1981	109
	Pete Stoyanovich	1993	109
19.	Mark Clayton (WR)	1984	108
	Olindo Mare	2005	108

	Olivier Vernon	2013	11.5
	Cameron Wake	2014	11.5
	Cameron Wake	2016	11.5
20.	Mel Branch	1968	11.0
	Vern Den Herder	1975	11.0
	Jason Taylor	2007	11.0

### TACKLES

SACKS			
	NAME	YEAR	SACKS
1.	Bill Stanfill	1973	18.5
	Jason Taylor	2002	18.5
3.	Joey Porter	2008	17.5
4.	Trace Armstrong	2000	16.5
5.	Doug Betters	1983	16.0
6.	Adewale Ogunleye	2003	15.0
	Cameron Wake	2012	15.0
8.	Jason Taylor	2000	14.5
9.	Doug Betters	1984	14.0
	Bryan Cox	1992	14.0
	Cameron Wake	2010	14.0
12.	Jason Taylor	2006	13.5
13.	Jason Taylor	2003	13.0
14.	Trace Armstrong	1996	12.0
	Jason Taylor	2005	12.0
16.	Jeff Cross	1990	11.5

	NAME	YEAR	TACKLES
1.	Steve Towle	1976	217
2.	Zach Thomas	2002	195
3.	Zach Thomas	2003	184
4.	Zach Thomas	1996	180
	Zach Thomas	2001	180
6.	Rusty Chambers	1979	178
7.	Earnie Rhone	1981	171
8.	Zach Thomas	2004	168
9.	Zach Thomas	1999	167
10.	Zach Thomas	2005	166
11.	Zach Thomas	2006	165
12.	Steve Towle	1975	164
13.	Nick Buoniconti	1973	162
14.	Zach Thomas	1998	160
15.	Rusty Chambers	1978	151
16.	Zach Thomas	1997	149
17.	Bryan Cox	1994	147
18.	Nick Buoniconti	1972	146
	Bob Baumhower	1979	146
20.	Nick Buoniconti	1970	145

## DOLPHINS OUTSTANDING PERFORMANCES

### GAMES OF 300+ PASSING YARDS

PLAYER	DATE	OPPONENT	ATT.	COMP.	YDS.	TD	INT.	LG
Dan Marino	10/23/88	N.Y. JETS	60	35	521	3	5	56
Dan Marino	9/4/94	NEW ENGLAND	42	23	473	5	1	64t
Dan Marino	12/2/84	L.A. RAIDERS	57	35	470	4	2	64
Dan Marino	10/1/95	at Cincinnati	48	33	450	2	1	58
Dan Marino	9/21/86	at N.Y. Jets	50	30	448	6	2	46t
Dan Marino	9/25/94	at Minnesota	54	29	431	3	3	43
Ryan Tannehill	9/30/12	at Arizona	41	26	431	1	2	80t
Dan Marino	9/30/84	at St. Louis	36	24	429	3	0	51
Dan Marino	9/24/89	N.Y. JETS	55	33	427	3	2	43t
Dan Marino	11/4/84	at N.Y. Jets	42	23	422	2	2	54
* Dan Marino	12/30/95	at Buffalo	64	33	422	2	3	45t
* Dan Marino	1/6/85	PITTSBURGH	32	21	421	4	1	41
<b>Ryan Fitzpatrick</b>	<b>12/22/19</b>	<b>CINCINNATI</b>	<b>52</b>	<b>31</b>	<b>419</b>	<b>4</b>	<b>1</b>	<b>51</b>
Chad Henne	9/12/11	New England	49	30	416	2	1	31
Joey Harrington	10/22/06	GREEN BAY	62	33	414	2	3	44
David Woodley	10/25/81	at Dallas	37	21	408	3	5	69t
Dan Marino	12/9/84	at Indianapolis	41	29	404	4	1	42
Dan Marino	11/16/86	at Buffalo	54	39	404	4	0	39
Dan Marino	12/12/88	CLEVELAND	50	30	404	4	3	46
* Don Strock	1/2/82	SAN DIEGO	43	29	403	4	1	50t
Dan Marino	12/14/86	at L.A. Rams	46	29	403	5	1	69t
Ryan Tannehill	12/21/14	MINNESOTA	47	35	396	4	1	41
Dan Marino	12/20/87	WASHINGTON	50	22	393	3	1	59t
Dan Marino	10/10/99	at Indianapolis	38	25	393	2	0	62
Dan Marino	9/29/85	at Denver	43	25	390	3	0	73
Dan Marino	11/23/97	at New England	60	38	389	0	3	27
Ryan Tannehill	9/18/16	at New England	45	32	387	2	2	33



## DOLPHINS OUTSTANDING PERFORMANCES

### GAMES OF 300+ PASSING YARDS

PLAYER	DATE	OPPONENT	ATT.	COMP.	YDS.	TD	INT.	LG
Brock Osweiler	10/14/18	CHICAGO	44	28	380	3	2	75t
Dan Marino	12/13/87	at Philadelphia	39	25	376	3	1	54
Dan Marino	10/12/97	at N.Y. Jets	38	27	372	2	0	36t
Bernie Kosar	10/15/95	at New Orleans	42	29	368	3	2	31t
Dan Marino	12/9/90	PHILADELPHIA	54	27	365	2	0	37
Steve DeBerg	12/5/93	N.Y. Giants	41	26	365	1	2	44
<b>Ryan Fitzpatrick</b>	<b>12/1/19</b>	<b>PHILADELPHIA</b>	<b>39</b>	<b>27</b>	<b>365</b>	<b>3</b>	<b>1</b>	<b>43t</b>
Chad Henne	9/26/10	N.Y. JETS	44	26	363	2	1	40
Dan Marino	11/10/85	N.Y. JETS	37	21	362	3	3	60
Gus Frerotte	11/13/05	NEW ENGLAND	47	25	360	2	1	47
Dan Marino	11/6/88	at New England	51	29	359	1	2	32
Dan Marino	11/12/89	at N.Y. Jets	34	18	359	3	2	78t
Dan Marino	11/27/94	at N.Y. Jets	44	31	359	4	2	28t
Ryan Tannehill	9/20/15	at Jacksonville	44	30	359	2	0	48
Dan Marino	10/25/92	INDIANAPOLIS	45	25	355	2	3	48t
Dan Marino	12/21/98	DENVER	38	23	355	4	1	56t
Dan Marino	11/27/88	at N.Y. Jets	35	17	353	5	0	80t
Ryan Tannehill	11/29/15	at N.Y. Jets	58	33	351	3	1	40
Ryan Tannehill	1/3/16	NEW ENGLAND	38	25	350	2	0	46
Bob Griese	11/20/78	at Houston	33	23	349	2	1	47
Chad Henne	12/20/09	at Tennessee	46	29	349	1	3	57
Ryan Tannehill	12/14/14	at New England	47	29	346	1	2	50
Dan Marino	12/8/85	at Green Bay	44	30	345	5	1	61
Scott Mitchell	10/31/93	KANSAS CITY	33	22	344	3	0	77t
Steve DeBerg	12/13/93	PITTSBURGH	44	27	344	1	2	47
Dan Marino	12/3/95	ATLANTA	50	35	343	2	2	32
Chad Pennington	11/23/08	NEW ENGLAND	41	24	341	3	1	46
Dan Marino	12/17/84	DALLAS	40	23	340	4	2	63
Dan Marino	12/24/89	KANSAS City	47	28	339	3	1	35
Dan Marino	11/18/84	at San Diego	41	28	338	2	1	32
Dan Marino	10/12/86	BUFFALO	41	24	337	1	1	39
Chad Henne	12/6/09	NEW ENGLAND	52	29	335	2	1	29
Dan Marino	10/22/89	GREEN BAY	37	24	333	2	2	61
Dan Marino	11/12/95	NEW ENGLAND	37	27	333	2	2	31t
Dan Marino	11/1/87	PITTSBURGH	31	25	332	4	2	50t
Ryan Tannehill	12/1/13	at N.Y. Jets	43	28	331	2	1	31t
Dan Marino	11/17/85	at Indianapolis	37	22	330	1	0	42
Dan Marino	9/15/85	INDIANAPOLIS	48	29	329	2	0	26
Dan Marino	10/16/88	SAN DIEGO	45	26	329	1	0	51
Ryan Tannehill	12/27/15	INDIANAPOLIS	38	26	329	0	1	49
Jay Fiedler	12/28/03	N.Y. JETS	29	21	328	1	1	59
Bob Griese	9/14/69	at Cincinnati	39	19	327	1	2	50
Dan Marino	11/18/91	BUFFALO	42	23	326	2	2	41
Dan Marino	9/7/97	TENNESSEE	43	24	324	0	0	50
* Dan Marino	1/12/91	at Buffalo	49	23	323	3	2	64t
Dan Marino	10/12/98	at Jacksonville	49	30	323	2	1	28
<b>Ryan Fitzpatrick</b>	<b>11/17/19</b>	<b>BUFFALO</b>	<b>45</b>	<b>32</b>	<b>323</b>	<b>0</b>	<b>0</b>	<b>50</b>
Don Strock	12/15/79	N.Y. JETS	41	26	322	1	2	38
Dan Marino	10/9/83	BUFFALO	29	19	322	3	2	63
Dan Marino	9/14/92	at Cleveland	35	25	322	1	0	47
Dan Marino	12/27/99	N.Y. JETS	52	29	322	3	3	32t
Chad Henne	12/27/09	HOUSTON	55	35	322	1	1	35
Dan Marino	10/14/84	HOUSTON	32	25	321	3	0	32
Dan Marino	10/6/91	at New England	38	25	321	2	0	34
Dan Marino	11/16/92	BUFFALO	33	22	321	2	1	55
Dan Marino	12/13/98	N.Y. JETS	57	30	321	1	1	31
Dan Marino	12/27/98	at Atlanta	36	21	320	1	2	50
Jay Fiedler	12/22/01	at New England	37	21	320	1	0	44
<b>Ryan Fitzpatrick</b>	<b>12/29/19</b>	<b>at New England</b>	<b>41</b>	<b>28</b>	<b>320</b>	<b>1</b>	<b>0</b>	<b>28</b>
Ryan Tannehill	9/15/13	at Indianapolis	34	23	319	1	0	67
Ryan Tannehill	9/25/16	Cleveland	39	25	319	3	2	42t
** Dan Marino	1/20/85	vs. San Francisco	50	29	318	1	2	30





## DOLPHINS OUTSTANDING PERFORMANCES

### GAMES OF 300+ PASSING YARDS

PLAYER	DATE	OPPONENT	ATT.	COMP.	YDS.	TD	INT.	LG
Trent Green	9/23/07	at N.Y. Jets	36	23	318	1	1	43
Dan Marino	10/21/84	at New England	39	24	316	4	1	28
Cleo Lemon	12/16/07	BALTIMORE	39	23	315	1	0	64t
Chad Pennington	10/26/08	BALTIMORE	30	22	314	1	0	64
Dan Marino	12/5/99	INDIANAPOLIS	38	24	313	3	1	33t
Dan Marino	11/20/94	at Pittsburgh	45	31	312	1	1	45
Ryan Tannehill	12/15/13	NEW ENGLAND	37	25	312	3	0	39t
Dan Marino	9/2/84	at Washington	28	21	311	5	0	74
Dan Marino	12/4/94	BUFFALO	42	25	311	3	3	45t
Jay Cutler	11/5/17	Oakland	42	34	311	3	0	27
Dan Marino	12/7/97	DETROIT	39	24	310	2	1	27t
Jay Fiedler	9/29/02	at Kansas City	45	29	310	1	4	38
Ryan Tannehill	11/24/13	CAROLINA	42	28	310	1	1	57
David Woodley	9/27/81	at Baltimore	30	19	309	2	0	48
John Stofa	12/18/66	HOUSTON	38	22	307	4	2	48t
Dan Marino	12/1/91	TAMPA BAY	32	20	307	2	0	51
Chad Henne	11/28/10	at Oakland	30	17	307	2	1	57t
Ryan Tannehill	10/6/13	BALTIMORE	40	21	307	1	0	49
Ryan Tannehill	11/8/15	at Buffalo	35	26	307	0	0	46
Bob Griese	10/17/76	KANSAS CITY	35	25	306	1	2	39
Chad Henne	10/4/10	NEW ENGLAND	38	28	305	2	3	28t
Dan Marino	12/4/88	INDIANAPOLIS	32	26	304	3	1	55
Dan Marino	11/30/86	ATLANTA	40	20	303	2	4	54t
Dan Marino	10/25/87	BUFFALO	36	24	303	4	0	25t
A.J. Feeley	12/5/04	BUFFALO	51	25	303	3	5	36
Dan Marino	10/20/85	TAMPA BAY	39	27	302	3	1	42
Dan Marino	9/28/86	SAN FRANCISCO	46	27	301	1	4	24
Dan Marino	12/10/89	NEW ENGLAND	32	21	300	0	1	36
Ryan Tannehill	10/29/15	at New England	44	28	300	0	2	29

### GAMES OF 100+ RECEIVING YARDS

PLAYER	DATE	OPPONENT	NO.	YDS.	TD	LG
Brian Hartline	9/30/12	at Arizona	12	253	1	80t
Chris Chambers	12/4/05	BUFFALO	15	238	1	57
Mark Duper	11/10/85	N.Y. JETS	8	217	2	60t
Irving Fryar	9/4/94	NEW ENGLAND	5	211	3	54t
Nat Moore	10/4/81	N.Y. JETS	7	210	2	52
Mark Duper	10/9/83	BUFFALO	7	202	2	63
Duriel Harris	10/28/79	GREEN BAY	10	180	1	37t
Kenny Stills	11/19/17	TAMPA BAY	7	180	1	61t
Mark Duper	9/2/84	at Washington	6	178	2	74t
Mark Clayton	12/2/84	L.A. RAIDERS	9	177	2	64t
Ted Ginn, Jr.	10/26/08	BUFFALO	7	175	0	64
Mark Clayton	9/21/86	at N.Y. Jets	8	174	1	42
Mark Duper	9/23/84	INDIANAPOLIS	7	173	2	80t
Mark Duper	12/20/87	WASHINGTON	6	170	3	59t
Tony Martin	10/10/99	at Indianapolis	10	166	1	40
Brandon Marshall	9/26/10	N.Y. JETS	10	166	1	40
Duriel Harris	10/25/81	at Dallas	6	165	0	45
Jarvis Landry	11/29/15	at N.Y. Jets	13	165	1	40
Jimmy Cefalo	10/25/81	at Dallas	5	164	1	69t
Mark Duper	9/30/84	at St. Louis	8	164	0	51
Bo Roberson	12/4/66	at Denver	6	161	0	71
Irving Fryar	9/25/94	at Minnesota	6	160	0	43
<b>DeVante Parker</b>	<b>12/1/19</b>	<b>PHILADELPHIA</b>	<b>7</b>	<b>159</b>	<b>2</b>	<b>43t</b>
Paul Warfield	11/14/71	PITTSBURGH	3	158	3	86t
Mark Duper	11/4/84	at N.Y. Jets	7	155	0	54
Albert Wilson	10/14/18	CHICAGO	6	155	2	75t
Mark Duper	9/21/86	at N.Y. Jets	7	154	2	46t
* O.J. McDuffie	12/30/95	at Buffalo	11	154	1	31
Mark Clayton	10/23/88	N.Y. JETS	10	153	2	45t



## DOLPHINS OUTSTANDING PERFORMANCES

GAMES OF 100+ RECEIVING YARDS						
PLAYER	DATE	OPPONENT	NO.	YDS.	TD	LG
Oronde Gadsden	12/27/98	at Atlanta	9	153	0	50
Chris Chambers	12/28/03	N.Y. JETS	9	153	1	24
Mark Clayton	12/17/84	DALLAS	4	150	3	63t
* Mark Duper	1/6/85	PITTSBURGH	5	148	2	41t
Terry Kirby	12/19/93	Buffalo	9	148	1	30t
Paul Warfield	9/19/71	at Denver	6	146	1	36
Chris Chambers	1/2/05	at Baltimore	4	146	1	76t
Duriel Harris	11/8/81	at New England	8	145	0	55
Mark Duper	12/14/86	at L.A. Rams	5	145	3	69t
Nat Moore	12/17/77	BUFFALO	5	144	1	67
Mark Clayton	9/30/84	at St. Louis	5	143	1	42
Mark Clayton	9/7/86	at San Diego	5	143	2	49t
Brandon Marshall	12/24/11	at New England	6	143	1	47
Otto Stowe	11/27/72	ST. LOUIS	6	140	2	37t
* Paul Warfield	12/25/71	at Kansas City	7	140	0	42
Paul Warfield	11/17/74	BUFFALO	4	139	1	54
Fred Barnett	12/8/96	N.Y. GIANTS	4	139	0	66
Brandon Marshall	9/12/11	New England	7	139	0	31
Mark Clayton	9/1/91	at Buffalo	6	138	2	43t
Chris Chambers	12/15/02	OAKLAND	7	138	0	40
Patrick Cobbs	10/12/08	at Houston	3	138	2	80t
O.J. McDuffie	10/27/97	CHICAGO	7	137	0	55
<b>DeVante Parker</b>	<b>12/29/19</b>	<b>at New England</b>	<b>8</b>	<b>137</b>	<b>0</b>	<b>28</b>
Lamar Thomas	12/21/98	DENVER	6	136	3	56t
O.J. McDuffie	9/7/97	TENNESSEE	8	135	0	50
Jarvis Landry	9/18/16	at New England	10	135	0	33
Kenny Stills	12/9/18	NEW ENGLAND	8	135	1	43
<b>DeVante Parker</b>	<b>11/17/19</b>	<b>BUFFALO</b>	<b>7</b>	<b>135</b>	<b>0</b>	<b>50</b>
Mark Duper	10/30/83	L.A. RAMS	7	134	1	46t
Mark Duper	12/9/91	CINCINNATI	7	134	1	43t
<b>DeVante Parker</b>	<b>10/25/18</b>	<b>at Houston</b>	<b>6</b>	<b>134</b>	<b>0</b>	<b>46</b>
Paul Warfield	12/10/72	at N.Y. Giants	4	132	1	44
Mark Duper	10/23/88	N.Y. JETS	6	132	0	56
O.J. McDuffie	11/8/98	INDIANAPOLIS	9	132	2	61t
Mark Duper	10/15/89	at Cincinnati	5	129	0	41
Davone Bess	11/25/12	Seattle	7	129	0	39
Bo Roberson	9/18/66	at Buffalo	5	128	1	54t
Marlin Briscoe	11/12/72	NEW ENGLAND	4	128	2	51t
Mark Clayton	12/3/89	at Kansas City	9	128	1	47
Chris Chambers	10/24/04	ST. LOUIS	3	128	1	71t
Duriel Harris	10/9/77	at Baltimore	4	127	0	47
Nat Moore	9/30/79	at N.Y. Jets	8	127	1	36
Mark Clayton	12/9/84	at Indianapolis	9	127	1	32
Brandon Marshall	10/17/10	at Green Bay	10	127	0	23
Brian Hartline	12/1/13	at N.Y. Jets	9	127	1	31t
Mike Wallace	11/24/13	CAROLINA	5	127	1	57
Jack Clancy	12/3/67	at Houston	7	126	1	44t
* Paul Warfield	1/2/72	BALTIMORE	2	125	1	75t
Mark Clayton	11/12/89	at N.Y. Jets	4	125	1	78t
Mark Duper	10/7/90	N.Y. JETS	5	125	2	69t
Howard Twilley	11/3/68	at San Diego	7	124	1	38
Nat Moore	10/10/76	at Baltimore	3	124	1	67t
Chris Chambers	12/22/01	at New England	7	124	0	44
Mark Duper	9/13/87	at New England	9	123	2	26
Oronde Gadsden	10/10/99	at Indianapolis	4	123	1	62
Marty Booker	10/10/04	at New England	7	123	0	45
Davone Bess	9/30/12	at Arizona	7	123	0	21
Paul Warfield	10/10/70	at N.Y. Jets	5	122	1	40
Mark Clayton	11/3/85	at New England	7	122	0	39
Mark Clayton	10/29/89	at Buffalo	7	122	1	44t
Mel Baker	12/15/74	NEW ENGLAND	4	121	2	46t
Nat Moore	9/23/79	CHICAGO	5	121	0	36



## DOLPHINS OUTSTANDING PERFORMANCES

### GAMES OF 100+ RECEIVING YARDS

PLAYER	DATE	OPPONENT	NO.	YDS.	TD	LG
Mark Duper	11/20/83	BALTIMORE	5	121	1	85t
O.J. McDuffie	10/20/96	at Philadelphia	7	121	2	36
Chris Chambers	12/11/05	at San Diego	8	121	2	35t
Chris Chambers	12/3/06	JACKSONVILLE	8	121	0	46
Paul Warfield	10/3/70	OAKLAND	3	120	2	54t
Tony Nathan	9/29/85	at Denver	10	120	0	73
Tony Martin	9/10/00	at Minnesota	6	120	0	44
Rishard Matthews	11/11/13	at Tampa Bay	11	120	2	19t
Jarvis Landry	9/25/16	Cleveland	7	120	1	42t
Duriel Harris	11/18/79	at Cleveland	4	119	0	51
Fred Banks	12/10/89	NEW ENGLAND	6	119	0	36
Oronde Gadsden	10/23/00	at N.Y. Jets	7	119	0	29
Tony Nathan	9/28/80	NEW ORLEANS	7	118	0	22
Mark Duper	10/16/88	SAN DIEGO	7	118	1	51
Fred Banks	12/12/88	CLEVELAND	6	118	0	46
* O.J. McDuffie	1/9/99	at Denver	9	118	0	23
Tony Martin	10/17/99	at New England	7	118	1	69t
Chris Chambers	9/7/03	HOUSTON	7	118	2	57t
Duriel Harris	9/9/79	SEATTLE	5	117	0	51
* Mark Duper	12/31/83	SEATTLE	9	117	1	32t
Ferrell Edmunds	11/27/88	at N.Y. Jets	2	117	1	80t
Mark Ingram	11/27/94	at N.Y. Jets	9	117	4	28t
Davone Bess	12/6/09	NEW ENGLAND	10	117	1	19
Duriel Harris	11/12/76	BALTIMORE	5	116	0	44
Duriel Harris	11/25/79	at Baltimore	7	116	2	31t
Mark Clayton	11/27/88	at N.Y. Jets	7	116	2	31t
Oronde Gadsden	11/25/01	at Buffalo	8	116	0	42
Mark Duper	11/30/86	ATLANTA	4	115	1	54t
Marty Booker	11/23/06	at Detroit	7	115	2	48
Mike Wallace	9/15/13	at Indianapolis	9	115	1	34
Rishard Matthews	9/20/15	at Jacksonville	6	115	0	48
Jack Clancy	11/19/67	at Oakland	8	114	0	39
Nat Moore	9/25/77	at San Francisco	3	114	2	73t
Duriel Harris	11/30/81	PHILADELPHIA	9	114	1	39
* Tony Nathan	1/2/82	SAN DIEGO	9	114	1	32
Freddie Solomon	12/5/76	BUFFALO	5	114	1	53t
* Tony Nathan	1/6/85	PITTSBURGH	8	114	0	30
Oronde Gadsden	1/2/00	at Washington	9	114	1	26
Brian Hartline	9/8/13	at Cleveland	9	114	1	34t
Charles Clay	12/21/14	MINNESOTA	6	114	0	41
Joe Auer	9/17/67	DENVER	2	113	1	68t
Marlin Briscoe	9/15/74	at New England	9	113	1	20
Nat Moore	11/2/75	at Chicago	4	113	1	79t
Mark Duper	9/24/89	N.Y. JETS	6	113	0	26
* Mark Duper	1/12/91	at Buffalo	3	113	1	64t
Irving Fryar	11/20/94	at Pittsburgh	6	113	0	45
Irving Fryar	9/10/95	at New England	3	113	2	67t
Chris Chambers	11/11/01	at Indianapolis	3	113	2	74t
Rishard Matthews	9/27/15	BUFFALO	6	113	2	46t
Irving Fryar	11/13/94	CHICAGO	9	112	0	21
James McKnight	11/24/02	SAN DIEGO	3	111	1	77
Davone Bess	11/28/10	at Oakland	6	111	0	29
Greg Camarillo	11/2/08	at Denver	11	111	0	23
Brian Hartline	9/16/12	Oakland	9	111	0	21
Jarvis Landry	12/27/15	Indianapolis	7	111	0	26
<b>DeVante Parker</b>	<b>12/22/19</b>	<b>CINCINNATI</b>	<b>5</b>	<b>111</b>	<b>1</b>	<b>51</b>
Frank Jackson	12/18/66	HOUSTON	4	110	1	48t
Mark Clayton	10/7/84	at Pittsburgh	5	110	0	33
Mark Duper	11/2/86	HOUSTON	2	110	1	85t
Jim Jensen	11/6/88	at New England	12	110	0	17
Scott Schwedes	12/18/88	at Pittsburgh	4	110	0	42
Tony Martin	10/4/93	Washington	4	110	1	80t



## DOLPHINS OUTSTANDING PERFORMANCES

### GAMES OF 100+ RECEIVING YARDS

PLAYER	DATE	OPPONENT	NO.	YDS.	TD	LG
Irving Fryar	12/4/94	BUFFALO	5	110	2	45t
Irving Fryar	9/3/95	N.Y. JETS	5	110	2	50t
O.J. McDuffie	11/23/97	at New England	9	110	0	27
Marty Booker	10/22/06	GREEN BAY	7	110	1	40
Greg Camarillo	12/13/09	at Jacksonville	7	110	0	24
Jarvis Landry	9/20/15	at Jacksonville	8	110	0	36
Jim Kiick	10/26/69	BUFFALO	3	109	1	53t
Duriel Harris	9/11/83	NEW ENGLAND	4	109	1	64t
Nat Moore	9/29/85	at Denver	5	109	1	69t
Mark Clayton	10/19/86	L.A. RAIDERS	4	109	1	68t
Mark Duper	11/16/86	at Buffalo	7	109	1	27t
* Keith Jackson	1/8/95	at San Diego	8	109	2	31
Tony Martin	12/5/99	INDIANAPOLIS	6	109	1	33t
Chris Chambers	9/16/07	DALLAS	9	109	0	24
Greg Camarillo	12/16/07	BALTIMORE	3	109	1	64t
Brandon Marshall	10/17/11	at N.Y. Jets	6	109	0	46
Charles Clay	9/15/13	at Indianapolis	5	109	0	67
Paul Warfield	10/31/71	at L.A. Rams	3	108	1	74t
Mark Clayton	12/12/88	CLEVELAND	8	108	2	21
O.J. McDuffie	11/6/94	INDIANAPOLIS	7	108	1	28t
Ted Ginn, Jr.	9/21/09	INDIANAPOLIS	11	108	0	21
Jarvis Landry	12/17/16	at N.Y. Jets	3	108	1	66t
Mark Duper	12/2/85	CHICAGO	5	107	0	52
Scott Schwedes	11/12/89	at N.Y. Jets	3	107	1	65t
Terry Kirby	12/13/93	Pittsburgh	7	107	0	47
Anthony Fasano	11/14/10	TENNESSEE	5	107	1	31
Brian Hartline	11/4/12	at Indianapolis	8	107	0	35
<b>Jakeem Grant Sr.</b>	<b>12/24/17</b>	<b>at Kansas City</b>	<b>4</b>	<b>107</b>	<b>1</b>	<b>65t</b>
Larry Seiple	11/16/69	at Buffalo	8	106	0	25
Nat Moore	10/17/76	KANSAS CITY	5	106	0	39
* Duriel Harris	1/2/82	SAN DIEGO	6	106	0	34
Mark Clayton	10/28/84	BUFFALO	3	106	2	65t
Mark Clayton	9/15/85	INDIANAPOLIS	8	106	1	26
Tony Martin	12/1/91	TAMPA BAY	5	106	1	51
Mark Duper	12/15/91	at San Diego	8	106	0	39
O.J. McDuffie	11/10/96	INDIANAPOLIS	6	106	1	36
Charles Jordan	11/30/97	at Oakland	5	106	2	44t
Brandon Marshall	12/19/10	BUFFALO	11	106	1	16
Brandon Marshall	11/6/11	at Kansas City	8	106	1	30
<b>DeVante Parker</b>	<b>1/3/16</b>	<b>NEW ENGLAND</b>	<b>5</b>	<b>106</b>	<b>1</b>	<b>46</b>
<b>DeVante Parker</b>	<b>9/18/16</b>	<b>at New England</b>	<b>8</b>	<b>106</b>	<b>0</b>	<b>28</b>
Kenny Stills	9/9/18	TENNESSEE	4	106	2	75t
Nat Moore	11/4/84	at N.Y. Jets	5	105	1	37t
Andre Brown	10/29/89	at Buffalo	5	105	1	44t
O.J. McDuffie	12/13/98	N.Y. JETS	11	105	1	20
Mike Wallace	10/6/13	BALTIMORE	7	105	0	49
Mike Wallace	12/15/13	NEW ENGLAND	6	105	1	39
Joe Auer	11/27/66	NEW ENGLAND	5	104	1	22
Karl Noonan	9/14/68	HOUSTON	7	104	1	44
Paul Warfield	10/3/71	N.Y. JETS	4	104	0	-
Paul Warfield	9/15/74	at New England	5	104	0	39
Howard Twilley	10/17/76	KANSAS CITY	8	104	1	20
Mark Clayton	12/13/87	at Philadelphia	7	104	2	21
Tony Martin	10/13/91	at Kansas City	4	104	0	54
Chris Chambers	11/7/04	ARIZONA	7	104	0	30
Marty Booker	9/11/05	DENVER	5	104	1	60t
Mike Wallace	12/14/14	at New England	5	104	1	50
Paul Warfield	12/15/73	DETROIT	6	103	4	29
Irving Fryar	9/26/93	at Buffalo	7	103	1	36t
Mark Ingram	10/31/93	Kansas city	4	103	1	77t
Irving Fryar	11/7/93	at N. Y. Jets	6	103	1	65t
Irving Fryar	11/27/94	at N.Y. Jets	5	103	0	25



## DOLPHINS OUTSTANDING PERFORMANCES

### GAMES OF 100+ RECEIVING YARDS

PLAYER	DATE	OPPONENT	NO.	YDS.	TD	LG
Oronde Gadsden	12/5/99	INDIANAPOLIS	6	103	1	24t
Chris Chambers	11/21/04	at Seattle	9	103	1	28
Marty Booker	12/10/06	NEW ENGLAND	8	103	1	32t
Brandon Marshall	11/24/11	at Dallas	5	103	1	39
<b>DeVante Parker</b>	<b>11/13/16</b>	<b>at San Diego</b>	<b>5</b>	<b>103</b>	<b>0</b>	<b>56</b>
Jarvis Landry	12/11/16	ARIZONA	4	103	0	71
Jack Clancy	10/8/67	KANSAS CITY	6	102	0	28
Larry Seiple	11/2/69	at N.Y. Jets	7	102	2	29t
Nat Moore	11/9/75	N.Y. JETS	4	102	0	63
Nat Moore	12/15/79	N.Y. JETS	5	102	0	34
Tony Nathan	11/20/80	SAN DIEGO	7	102	1	20
Mark Duper	9/28/86	SAN FRANCISCO	7	102	0	24
Mark Duper	10/5/86	at New England	4	102	0	45
Mark Clayton	12/10/89	NEW ENGLAND	6	102	0	34
Mark Clayton	12/24/89	KANSAS CITY	6	102	1	35
O.J. McDuffie	11/29/98	NEW ORLEANS	9	102	3	22t
Tony Martin	12/27/99	N.Y. JETS	6	102	1	32t
Oronde Gadsden	11/4/01	CAROLINA	5	102	0	61
Chris Chambers	9/29/02	at Kansas City	6	102	0	38
Randy McMichael	10/19/03	NEW ENGLAND	8	102	0	22
Marty Booker	11/13/05	NEW ENGLAND	5	102	0	35
Brandon Marshall	12/26/10	DETROIT	10	102	0	14
* Jarvis Landry	1/8/17	at Pittsburgh	11	102	0	17
Jim Mandich	9/29/74	at San Diego	4	101	0	44
* Tony Nathan	1/4/86	CLEVELAND	10	101	0	39
Tony Nathan	9/28/86	SAN FRANCISCO	10	101	0	18
Mark Duper	10/19/86	L.A. RAIDERS	5	101	0	44
Tony Martin	9/13/99	at Denver	4	101	0	40
Chris Chambers	11/25/01	at Buffalo	5	101	2	32t
Chris Chambers	11/27/05	at Oakland	6	101	0	24
Chris Chambers	9/23/07	at N.Y. Jets	6	101	0	26
Mark Duper	11/1/87	PITTSBURGH	5	100	1	50t
Mark Clayton	9/29/91	at N.Y. Jets	7	100	1	25
Mark Duper	11/16/92	BUFFALO	5	100	0	55
Keith Jackson	9/18/94	N.Y. JETS	6	100	0	35
Charles Jordan	9/14/97	at Green Bay	4	100	1	44
Kenny Stills	10/23/16	BUFFALO	5	100	1	66t

### GAMES OF 100+ RUSHING YARDS

PLAYER	DATE	OPPONENT	ATT.	YDS.	TD	LG
Ricky Williams	12/1/02	at Buffalo	27	228	2	55t
Ricky Williams	12/9/02	CHICAGO	31	216	2	63t
Jay Ajayi	10/23/16	BUFFALO	28	214	1	53
* Lamar Smith	12/30/00	INDIANAPOLIS	40	209	2	24
Jay Ajayi	12/24/16	at Buffalo	32	206	1	57
Jay Ajayi	10/16/16	PITTSBURGH	25	204	2	62t
Reggie Bush	12/18/11	at Buffalo	25	203	1	76t
+ Mercury Morris	9/30/73	NEW ENGLAND	15	197	3	70t
Ricky Williams	12/29/02	at New England	31	185	2	30
Lamar Miller	12/28/14	N.Y. JETS	19	178	1	97t
Lamar Miller	10/25/15	HOUSTON	14	175	1	85t
Gary Davis	12/17/77	BUFFALO	26	172	1	60t
Ricky Williams	12/24/05	TENNESSEE	26	172	1	35
Reggie Bush	9/16/12	Oakland	26	172	2	65t
Troy Stradford	11/22/87	at Dallas	17	169	1	51
Sammie Smith	9/9/90	at New England	23	159	1	27
Lamar Smith	1/6/02	BUFFALO	30	158	1	25
Ronnie Brown	11/5/06	at Chicago	29	157	0	27
Lamar Smith	10/23/00	at N.Y. Jets	23	155	2	68t
Ricky Williams	9/21/03	BUFFALO	42	153	1	21
Karim Abdul-Jabbar	12/22/96	at N.Y. Jets	30	152	1	17t



## DOLPHINS OUTSTANDING PERFORMANCES

### GAMES OF 100+ RUSHING YARDS

PLAYER	DATE	OPPONENT	ATT.	YDS.	TD	LG
Abner Haynes	9/17/67	DENVER	12	151	2	65t
Delvin Williams	11/9/80	at Los Angeles	12	151	0	65
Ricky Williams	9/22/02	N.Y. JETS	24	151	1	53t
Bernie Parmalee	10/16/94	L.A. RAIDERS	30	150	0	26
Lorenzo Hampton	11/24/86	N.Y. JETS	19	148	2	54t
Mark Higgs	9/1/91	at Buffalo	30	146	1	20
** Larry Csonka	1/13/74	vs. Minnesota	33	145	2	14t
Lamar Smith	9/3/00	SEATTLE	27	145	1	36
Mercury Morris	11/11/73	BALTIMORE	12	144	2	53t
Delvin Williams	11/12/78	at Buffalo	26	144	2	26t
Lamar Smith	10/7/01	NEW ENGLAND	29	144	1	17
Ricky Williams	11/24/02	SAN DIEGO	29	143	2	19
Leroy Harris	12/5/77	BALTIMORE	17	140	1	77t
Benny Malone	10/9/77	at Baltimore	12	139	2	62t
Larry Csonka	10/24/71	at N.Y. Jets	20	137	2	21t
Ronnie Brown	9/21/09	INDIANAPOLIS	24	136	2	19
Delvin Williams	9/17/78	BUFFALO	24	135	1	18t
Ronnie Brown	9/30/07	OAKLAND	15	134	1	60
Knowshon Moreno	9/7/14	NEW ENGLAND	24	134	1	15
Ricky Williams	9/15/02	at Indianapolis	24	132	0	19
Ronnie Brown	9/25/05	CAROLINA	23	132	1	58
Mark Higgs	12/1/91	TAMPA BAY	25	131	1	19t
Jay Ajayi	10/15/17	at Atlanta	26	130	0	18
Andra Franklin	12/5/82	MINNESOTA	28	129	1	12t
Bernie Parmalee	12/12/94	KANSAS CITY	19	127	1	47t
Karim Abdul-Jabbar	11/15/98	at Carolina	25	127	1	30
Ronnie Brown	10/15/06	at N.Y. Jets	22	127	1	26
Mercury Morris	10/5/75	at Green Bay	31	125	0	11
Lamar Smith	11/5/00	at Detroit	24	125	2	46t
Ricky Williams	9/14/03	at N.Y. Jets	34	125	1	22
Ronnie Brown	10/5/08	SAN DIEGO	24	125	1	13
Mercury Morris	10/26/75	at Buffalo	20	124	0	35
Karim Abdul-Jabbar	9/15/96	N.Y. JETS	23	124	2	29
Jesse Chatman	11/11/07	BUFFALO	27	124	0	23
Larry Csonka	12/2/74	CINCINNATI	24	123	0	24
Sammie Smith	11/5/89	Indianapolis	25	123	0	25
Bernie Parmalee	10/30/94	at New England	25	123	0	17
Sammy Morris	12/10/06	NEW ENGLAND	25	123	1	44
Kalen Ballage	12/16/18	at Minnesota	12	123	1	75t
Jay Ajayi	9/17/17	at L.A. Chargers	28	122	0	20
Larry Csonka	11/9/69	at Boston	16	121	1	54t
Jim Kiick	10/24/71	at N.Y. Jets	17	121	0	24
Don Nottingham	9/28/75	at New England	16	120	1	40t
Troy Stradford	12/7/87	N.Y. JETS	30	120	3	21
Bernie Parmalee	10/22/95	at N.Y. Jets	24	120	0	25
Kenyan Drake	12/3/17	DENVER	23	120	1	42t
Benny Malone	10/31/76	NEW ENGLAND	21	119	0	17
Delvin Williams	9/3/78	at N.Y. Jets	11	119	1	58t
Tony Nathan	12/6/81	NEW ENGLAND	17	119	0	24
Ricky Williams	11/19/09	at Carolina	22	119	2	46t
Larry Csonka	9/17/72	at Kansas City	21	118	1	17t
Benny Malone	10/24/76	at Tampa Bay	22	118	1	28
* Larry Csonka	12/30/73	OAKLAND	29	117	3	15
Mercury Morris	11/7/71	BUFFALO	13	116	1	45
Delvin Williams	10/22/78	at New England	19	116	1	24
Larry Csonka	12/6/70	NEW ENGLAND	21	115	1	30
Karim Abdul-Jabbar	9/1/96	NEW ENGLAND	26	115	1	14
Ronnie Brown	12/31/06	at Indianapolis	21	115	0	47
Ronnie Brown	10/4/09	BUFFALO	20	115	2	38
Ricky Williams	11/29/09	at Buffalo	27	115	1	11
Larry Csonka	11/27/72	ST. LOUIS	16	114	0	20
Larry Csonka	10/15/73	at Cleveland	21	114	2	13



## DOLPHINS OUTSTANDING PERFORMANCES

### GAMES OF 100+ RUSHING YARDS

PLAYER	DATE	OPPONENT	ATT.	YDS.	TD	LG
* Larry Csonka	12/21/74	at Oakland	24	114	0	26
Mercury Morris	10/19/75	at N.Y. Jets	16	114	1	49
Mark Higgs	10/24/93	Indianapolis	17	114	0	31
Ronnie Brown	10/7/07	at Houston	23	114	1	22
Kenyan Drake	12/11/17	NEW ENGLAND	25	114	0	31
Mercury Morris	12/3/72	at New England	15	113	0	20
Ronnie Brown	9/21/08	at New England	17	113	4	62t
Reggie Bush	12/24/11	at New England	22	113	0	12
Lamar Miller	10/18/15	at Tennessee	19	113	1	22
Lamar Miller	12/6/15	BALTIMORE	20	113	0	22
** Larry Csonka	1/14/73	vs. Washington	15	112	0	22
* Andra Franklin	1/8/83	NEW ENGLAND	26	112	1	13
Ronnie Brown	9/23/07	at N.Y. Jets	23	112	2	13
Jim Kiick	11/10/68	at Buffalo	23	111	1	25t
Benny Malone	10/3/76	L.A. RAMS	19	111	1	20
Mark Higgs	9/8/91	INDIANAPOLIS	27	111	0	24
Mark Higgs	9/20/92	L.A. RAMS	23	111	0	12
Ricky Williams	9/8/02	DETROIT	20	111	2	37
Ricky Williams	12/21/03	at Buffalo	29	111	0	22
Jay Ajayi	11/6/16	N.Y. JETS	24	111	1	20t
Troy Stradford	11/1/87	PITTSBURGH	19	110	1	13
Ronnie Brown	12/25/06	N.Y. JETS	18	110	0	17
Lorenzo Hampton	12/22/86	NEW ENGLAND	13	109	0	20
Larry Csonka	11/30/70	at Atlanta	19	108	1	18
Jim Kiick	9/26/71	at Buffalo	20	108	0	16
Benny Malone	11/3/74	ATLANTA	24	108	1	13
Leroy Harris	11/20/77	at Cincinnati	20	108	0	16
Sammie Smith	12/30/90	INDIANAPOLIS	29	108	1	13
Mark Higgs	11/21/93	New England	19	108	0	29
Karim Abdul-Jabbar	10/19/97	at Baltimore	22	108	3	15
Karim Abdul-Jabbar	9/6/98	at Indianapolis	23	108	1	16
Karim Abdul-Jabbar	9/20/98	PITTSBURGH	33	108	1	18
Ricky Williams	11/1/06	at New England	28	108	1	09
Ricky Williams	12/13/09	at Jacksonville	28	108	1	12
Lamar Miller	9/21/14	KANSAS CITY	15	108	0	24
Larry Csonka	10/22/72	BUFFALO	18	107	1	21
Mercury Morris	11/19/72	N.Y. JETS	23	107	2	20t
Larry Csonka	11/4/73	at N.Y. Jets	19	107	0	16
Norm Bulaich	9/13/76	at Buffalo	19	107	0	26
Delvin Williams	10/9/78	CINCINNATI	24	107	0	19
Andra Franklin	12/12/82	at New England	23	107	0	15
Mark Higgs	11/8/92	at Indianapolis	20	107	1	22
Lamar Smith	12/10/01	INDIANAPOLIS	28	107	0	17
Ricky Williams	11/23/03	WASHINGTON	23	107	2	24t
Ricky Williams	12/15/03	PHILADELPHIA	18	107	1	45
Daniel Thomas	9/18/11	Houston	18	107	0	14
Jim Kiick	11/2/69	at N.Y. Jets	15	106	0	27
Mercury Morris	11/5/72	at Buffalo	11	106	2	33
* Mercury Morris	12/23/73	CINCINNATI	20	106	1	25
Larry Csonka	9/29/74	at San Diego	21	106	2	14
J.J. Johnson	11/21/99	NEW ENGLAND	31	106	1	14
Ronnie Brown	10/30/05	at New Orleans	23	106	0	35
Benny Malone	10/16/77	N.Y. JETS	22	105	1	15t
Joe Carter	10/14/84	HOUSTON	13	105	1	25
Ricky Williams	10/6/02	NEW ENGLAND	36	105	0	12
Ricky Williams	11/16/03	BALTIMORE	36	105	0	16
Ricky Williams	11/9/08	SEATTLE	12	105	1	51t
Lamar Miller	10/31/13	CINCINNATI	16	105	0	41
Daniel Thomas	12/8/13	at Pittsburgh	16	105	1	55
Jim Kiick	10/6/68	at Houston	26	104	0	12
Larry Csonka	11/29/71	CHICAGO	16	104	1	19
Larry Csonka	9/16/73	SAN FRANCISCO	22	104	0	25



## OPPONENT INDIVIDUAL RECORDS

The following individual records relate solely to play against the Miami Dolphins. They include National Football League regular-season statistics only – with the exception of those single-game records marked by “\*” or “\*\*”

\* - Playoff Game

\*\* - Super Bowl

### SERVICE

#### MOST GAMES PLAYED

35	Tom Brady, New England (2001-19)
32	Pat Leahy, N.Y. Jets (1974-91)
28	Andre Reed, Buffalo (1985-99)
28	Jim Ritcher, Buffalo (1980-95)
28	Bruce Smith, Buff., Wash. (1985-03)

### RUSHING

#### MOST RUSHING YARDS

##### CAREER

1,620	Thurman Thomas, Buffalo (20 games), 364 att.
1,507	Freeman McNeil, N.Y. Jets (21 games), 281 att.
1,507	Curtis Martin, N.E., N.Y. Jets (20 games), 409 att.
1,177	O.J. Simpson, Buffalo (16 games), 240 att.
1,065	Eric Dickerson, L.A. Rams, Ind., L.A. Raiders (11 games), 231 att.

##### GAME

203	O.J. Simpson, Buffalo (12/5/76 at Miami), 24 att.
203	Rueben Mayes, New Orleans (12/7/86 at New Orleans), 28 att.
199	Earl Campbell, Houston (11/20/78 at Houston), 28 att.
*199	Terrell Davis, Denver (1/9/99 at Denver), 21 att.
179	Justin Fargas, Oakland (9/30/07 at Miami), 22 att.

#### MOST RUSHING ATTEMPTS

##### CAREER

409	Curtis Martin, N.E., N.Y. Jets (20 games)
364	Thurman Thomas, Buffalo (20 games)
281	Freeman McNeil, N.Y. Jets (21 games)
240	O.J. Simpson, Buffalo (16 games)
235	Lydell Mitchell, S.D., Balt. (12 games)

##### GAME

**38	John Riggins, Washington (1/30/83 at Pasadena), 166 yards
38	Lee Suggs, Cleveland (12/26/04 at Miami), 143 yards
36	James Jones, Detroit (10/27/85 at Detroit), 114 yards
36	Curtis Martin, N.Y. Jets (10/4/98 at New York), 108 yards
35	Lydell Mitchell, Baltimore (12/9/73 at Baltimore), 104 yards
35	Thurman Thomas, Buffalo (12/17/95 at Buffalo), 148 yards
35	Travis Henry, Buffalo (12/1/02 at Buffalo), 151 yards

#### MOST RUSHING TOUCHDOWNS

##### CAREER

13	Curtis Martin, N.E., N.Y. Jets (20 games)
9	Jim Nance, Boston, N.Y. Jets (12 games)
8	Thurman Thomas, Buffalo (20 games)
7	Marcus Allen, Oak./L.A. Raiders, K.C.

##### GAME

4	Earl Campbell, Houston (11/20/78 at
3	Paul Robinson, Cincinnati (11/17/68 at Cincinnati)

3	Don McCauley, Baltimore (11/23/75 at Miami)
3	Marcus Allen, L.A. Raiders (12/2/84 at Miami)
3	Merril Hoge, Pittsburgh (11/26/89 at Miami)
3	Earnest Byner, Washington (12/2/90 at Washington)
3	Rod Bernstein, San Diego (12/15/91 at San Diego)
3	Kenneth Davis, Buffalo (12/19/93 at Miami)
3	Natrone Means, San Diego (12/27/93 at San Diego)
3	Curtis Martin, New England (11/3/96 at New England)
3	Daunte Culpepper, Oakland (9/30/07 at Miami)

#### HIGHEST RUSHING AVERAGE

##### CAREER (min: 75 att.)

5.4	Freeman McNeil, N.Y. Jets (21 games), 281/1,507 yards
5.1	Jim Nance, Bos./NYJ (12 games), 183/933 yards
5.02	Mosi Tatupu, New England (25 games), 90/452 yards
5.01	Hoyle Granger, Houston (9 games), 142/712 yards
5.00	Earl Campbell, Houston (4 games), 107/535 yards

##### GAME (min: 10 att.)

11.3	Colin Kaepernick, San Francisco (11/27/16 at Miami), 10/113 yards
11.1	Laurence Maroney, New England (12/23/07 at New England), 14/156 yards
10.4	Curtis Brown, Buffalo (11/12/78 at Buffalo), 11/114 yards
10.2	Johnny Hector, N.Y. Jets (12/22/91 at Miami), 13/132 yards
*10.1	Earnest Byner, Cleveland (1/4/86 at Miami), 16/161 yards

#### MOST 100-YARD RUSHING GAMES

7	Eric Dickerson, L.A. Rams, Ind., L.A. (11 games)
6	Thurman Thomas, Buffalo (20 games)
5	Freeman McNeil, N.Y. Jets (21 games)
5	Jim Nance, Bost., N.Y. Jets (12 games)
5	Curtis Martin, N.E., N.Y. Jets (20 games)

#### LONGEST RUNS FROM SCRIMMAGE

*90t	Fred Taylor, Jacksonville (1/15/00 at Jacksonville)
81t	Earl Campbell, Houston (11/20/78 at Houston)
80t	Carl Garrett, Boston (11/9/69 at Boston)
77t	Fred Taylor, Jacksonville (10/12/98 at Jacksonville)
76t	Robert Holmes, Kansas City (9/28/68 at Miami)
75t	O.J. Simpson, Buffalo (12/5/76 at Miami)
75t	Reuben Droughns, Cleveland (11/20/05 at Cleveland)
71	Kerryon Johnson, Detroit (10/21/18 at Miami)
70t	Ahman Green, Green Bay (10/22/06 at Miami)

### PASSING

#### MOST PASSING YARDS

##### CAREER

8,185	Tom Brady, New England (35 games)
5,397	Drew Bledsoe, N.E., Buff. (22 games)
4,902	Joe Ferguson, Buff., T.B., Ind. (25 games)
4,560	Jim Kelly, Buffalo (20 games)
3,837	Ken O'Brien, N.Y. Jets, Phil. (17 games)





## OPPONENT INDIVIDUAL RECORDS

### GAME

517	Tom Brady, New England (9/12/11 at Miami), 32 of 48
479	Ken O'Brien, N.Y. Jets (9/21/86 at New York), 29 of 43
436	James Harris, L.A. Rams (10/3/76 at Miami), 17 of 29
*433	Dan Fouts, San Diego (1/2/82 at Miami), 33 of 53
433	Andrew Luck, Indianapolis (11/4/12 at Indianapolis), 30 of 48

### MOST PASS ATTEMPTS

#### CAREER

1,129	Tom Brady, New England (35 games)
765	Drew Bledsoe, N.E., Buff. (22 games)
722	Joe Ferguson, Buff., T.B., Ind. (25 games)
621	Jim Kelly, Buffalo (20 games)
521	Steve Grogan, New England (22 games)

### GAME

59	Vinny Testaverde, N.Y. Jets (10/23/00 at New York), 36 completions
56	Dan Fouts, San Diego (11/18/84 at San Diego), 37 completions
56	Tom Brady, New England (9/7/14 at Miami), 29 completions
56	Andy Dalton, Cincinnati (12/22/19 at Miami), 33 completions
55	Joe Ferguson, Buffalo (10/9/83 at Miami), 38 completions
55	Steve Bono, Kansas City (12/12/94 at Miami), 33 completions
55	Tom Brady, New England (12/15/13 at Miami), 34 completions

### MOST PASS COMPLETIONS

#### CAREER

687	Tom Brady, New England (35 games)
418	Joe Ferguson, Buff., T.B., Ind. (25 games)
412	Drew Bledsoe, N.E., Buff. (22 games)
388	Jim Kelly, Buffalo (20 games)
303	Ken O'Brien, N.Y. Jets, Phil. (17 games)

### GAME

38	Joe Ferguson, Buffalo (10/9/83 at Miami), 55 att.
37	Dan Fouts, San Diego (11/18/84 at San Diego), 56 att.
36	Vinny Testaverde, N.Y. Jets (10/23/00 at New York), 59 att.
36	Joe Flacco, Baltimore (12/4/16 at Baltimore), 47 att.
35	Drew Brees, San Diego (12/11/05 at San Diego), 52 att.

### MOST CONSECUTIVE PASS COMPLETIONS

15	Steve DeBerg, San Francisco (11/16/80 at Miami)
----	---

### MOST TOUCHDOWN PASSES

#### CAREER

67	Tom Brady, New England (35 games)
30	Drew Bledsoe, N.E., Buff. (22 games)
26	Joe Ferguson, Buff., T.B., Ind. (25 games)
25	Ken O'Brien, N.Y. Jets, Phil. (17 games)
24	Jim Kelly, Buffalo (20 games)

### GAME

6	Tom Brady, New England (10/21/07 at Miami)
5	Len Dawson, Kansas City (10/8/67 at Kansas City)
5	Babe Parilli, Boston (10/15/67 at Boston)

5	Joe Ferguson, Buffalo (10/9/83 at Miami)
5	Vinny Testaverde, N.Y. Jets (10/23/00 at New York)
5	Trent Green, Kansas City (9/29/02 at Kansas City)
5	Deshaun Watson, Houston (10/25/18 at Houston)
5	Lamar Jackson, Baltimore (9/8/19 at Miami)

### MOST PASSES HAD INTERCEPTED

#### CAREER

33	Joe Ferguson, Buff., T.B., Ind. (25 games)
29	Drew Bledsoe, N.E., Buff. (22 games)
27	Tom Brady, New England (35 games)
25	Richard Todd, N.Y. Jets (14 games)
25	Steve Grogan, New England (22 games)
24	Joe Namath, N.Y. Jets (16 games)

### GAME

6	Joe Namath, N.Y. Jets (10/19/75 at New York), 24 att.
6	Donald Hollas, Oakland (12/6/98 at Oakland), 31 att.
*5	Mike Phipps, Cleveland (12/24/72 at Miami), 23 att.
5	Bill Troup, Baltimore (9/10/78 at Baltimore), 33 att.
5	Ken Stabler, Oakland (12/10/78 at Miami), 36 att.
5	Joe Ferguson, Buffalo (9/7/80 at Buffalo), 32 att.
5	Joe Ferguson, Buffalo (11/21/82 at Buffalo), 28 att.
*5	Dan Fouts, San Diego (1/6/83 at Miami), 34 att.
*5	Richard Todd, N.Y. Jets (1/23/83 at Miami), 37 att.
5	Richard Todd, N.Y. Jets (10/16/83 at New York), 26 att.
5	Drew Bledsoe, New England (11/21/99 at Miami), 34 att.

### HIGHEST COMPLETION PERCENTAGE

#### CAREER (min: 100 attempts)

71.8	Joe Flacco, Baltimore (six games), 127 of 177 att.
69.9	Troy Aikman, Dallas (four games), 102 of 146 att.
68.9	Warren Moon, Hou., Minn. (six games), 102 of 148 att.
68.3	Eli Manning, NYG, (four games), 86 of 126 att.
67.6	Drew Brees, S.D., N.O. (six games), 150 of 222 att.

### GAME (min: 20 attempts)

87.1	Eli Manning, N.Y. Giants (12/14/15 at Miami), 27 of 31
85.7	Ben Roethlisberger, Pittsburgh (11/26/07 at Pittsburgh), 18 of 21
85.0	Lamar Jackson, Baltimore (9/8/19 at Miami), 17 of 20
84.0	Tom Brady, New England (10/21/07 at Miami), 21 of 25
82.6	Warren Moon, Houston (10/1/89 at Houston), 19 of 23

### MOST 300-YARD PASSING GAMES

#### CAREER

8	Tom Brady, New England (35 games)
6	Drew Bledsoe, N.E., Buff. (22 games)
6	Philip Rivers, San Diego (nine games)
3	Ken O'Brien, N.Y. Jets, Phil. (16 games)
3	Joe Ferguson, Buff., T.B., Ind. (25 games)
3	Jim Kelly, Buffalo (20 games)
3	Vinny Testaverde, T.B., Cleve, Bal., N.Y. Jets (11 games)
3	Andrew Luck, Indianapolis (three games)

### LONGEST PASS PLAYS

99t	Tom Brady to Wes Welker (9/12/11 vs. New England)
93t	Mike Livingston to Otis Taylor, 79 yards; lateral to Robert Holmes, 14 yards (10/19/69 at Kansas City)
92t	Joe Ferguson to Frank Lewis (9/17/78 vs. Buffalo)
89t	Len Dawson to Otis Taylor (11/13/66 at Kansas City)
89t	Joe Namath to Richard Caster (10/7/74 at N.Y. Jets)
87t	Charlie Batch to Heath Miller (9/7/06 at Pittsburgh)



## OPPONENT INDIVIDUAL RECORDS

86t	Aaron Rodgers to Greg Jennings (10/17/10 at Green Bay)
84t	Drew Bledsoe to Ben Coates (11/3/96 at New England)
84t	Eli Manning to Odell Beckham Jr. (12/14/15 vs. N.Y. Giants)
83t	Jim Kelly to Andre Reed (12/4/94 vs. Buffalo)
83t	Lamar Jackson to Marquise Brown (9/8/19 vs. Baltimore)
*82t	Daryle Lamonica to Rod Sherman (12/27/70 at Oakland)
82t	Dan Pastorini to Charlie Joiner (9/24/72 vs. Houston)
82t	Tom Brady to Troy Brown (10/19/03 vs. New England)
81t	Tom Brady to Sam Aiken (12/6/09 vs. New England)
80t	Sam Wyche to Bob Trumpy (11/17/68 vs. Cincinnati)
80t	Ken Anderson to Isaac Curtis (11/28/83 vs. Cincinnati)
80t	Warren Moon to Butch Woolfolk (9/8/85 at Houston)
80t	Mike Pagel to Wayne Capers (11/17/85 at Indianapolis)
80t	John Friesz to Brian Blades (10/6/96 vs. Seattle)
80t	Alex Van Pelt to Eric Moulds (11/25/01 at Buffalo)
80t	Peyton Manning to Dallas Clark (9/21/09 vs. Indianapolis)

### RECEIVING

#### MOST RECEPTIONS

##### CAREER

122	Andre Reed, Buffalo (28 games)
99	Wes Welker, N.E., Den. (12 games)
84	Marvin Harrison, Indianapolis (15 games)
78	Al Toon, N.Y. Jets (14 games)
73	Eric Moulds, Buff., Hou. (21 games)

##### GAME

15	Isaac Bruce, St. Louis (12/24/95 at St. Louis), 210 yards
14	Al Toon, N.Y. Jets (11/27/88 at New York), 181 yards
*13	Kellen Winslow, San Diego (1/2/82 at Miami), 166 yards
13	Antonio Gates, San Diego (12/11/05 at San Diego), 123 yards
13	Julian Edelman, New England (12/15/13 at Miami), 139 yards

#### MOST RECEIVING YARDS

##### CAREER

1,731	Andre Reed, Buffalo (28 games), 122 receptions
1,371	Stanley Morgan, N.E., Ind. (25 games), 68 receptions
1,342	Wesley Walker, N.Y. Jets (19 games), 70 receptions
1,221	Eric Moulds, Buff., Hou. (21 games), 73 receptions
1,196	Wes Welker, N.E., Den. (12 games), 99 receptions

##### GAME

*240	Eric Moulds, Buffalo (1/2/99 at Miami), 9 receptions
221	Eric Decker, N.Y. Jets (12/28/14 at Miami), 10 receptions
220	Ron Jessie, Los Angeles (10/3/76 at Miami), 7 receptions
210	Isaac Bruce, St. Louis (12/24/95 at St. Louis), 15 receptions
196	Eric Moulds, Buffalo (11/25/01 at Buffalo), 6 receptions

#### MOST RECEIVING TOUCHDOWNS

##### CAREER

17	Wesley Walker, N.Y. Jets (19 games), 70 receptions
13	Irving Fryar, N.E., Phil., Wash. (20 games), 61 receptions
11	Laveranues Coles, N.Y. Jets, Wash. (15 games), 52 receptions
11	Eric Moulds, Buff., Hou. (21 games), 73 receptions
10	Randy Moss, Minn., Oak, N.E., S.F. (12 games), 48 receptions
10	Andre Reed, Buffalo (28 games), 122 receptions

##### GAME

4	Jimmie Giles, Tampa Bay (10/20/85 at Miami)
4	Wesley Walker, N.Y. Jets (9/21/86 at New York)
4	Irving Fryar, Philadelphia (10/20/96 at Philadelphia)
3	18 times; last by Danny Woodhead, San Diego (12/20/15 at San Diego)

#### HIGHEST RECEIVING AVERAGE

##### CAREER (min: 40 receptions)

20.2	Stanley Morgan, N.E., Ind. (25 games), 68/1,371 yards
19.2	Lee Evans, Buff. (13 games), 43/827 yards
19.2	Wesley Walker, N.Y. Jets (19 games), 70/1,342 yards
18.0	Frank Lewis, Pitt., Buff (14 games), 46/380 yards
17.3	Shawn Jefferson, S.D., N.E. (12 games), 42/726 yards

##### GAME (min: 3 receptions)

43.3	Theo Bell, Pittsburgh (11/30/80 at Pittsburgh), 4/173 yards
40.0	Butch Woolfolk, Houston (9/8/85 at Houston), 3/120 yards
39.0	Richard Caster, N.Y. Jets (10/7/74 at Miami), 3/117 yards
38.0	Stanley Morgan, New England (10/21/84 at New England), 3/114 yards

#### MOST 100-YARD RECEIVING GAMES

6	Wes Welker, N.E., Den. (12 games)
5	Al Toon, N.Y. Jets (14 games)
5	Andre Reed, Buffalo (28 games)
5	Stanley Morgan, N.E., Ind. (23 games)
4	Wesley Walker, N.Y. Jets (18 games)
4	Marvin Harrison, Indianapolis (15 games)
4	Randy Moss, Minn., Oak, N.E., S.F. (12 games)

### FIELD GOALS

#### MOST FIELD GOALS

##### CAREER

46	Adam Vinatieri, N.E., Ind. (27 games)
38	Stephen Gostkowski, N.E. (26 games)
37	Pat Leahy, N.Y. Jets (32 games)
32	Steve Christie, T.B., Buff., S.D. (21 games)
28	Dean Biasucci, Ind. StL. (21 games)

##### GAME

5	Roy Gerela, Houston (9/28/69 at Houston), 5 att.
5	Dean Biasucci, Indianapolis (9/25/88 at Indianapolis), 6 att.
*5	Steve Christie, Buffalo (1/17/93 at Miami), 6 att.
5	Jason Elam, Denver (10/13/02 at Denver), 5 att.
5	Kris Brown, Houston (9/7/03 at Miami), 7 att.
5	Kris Brown, Houston (10/7/07 at Houston), 5 att.
5	Dan Carpenter, Buffalo (9/14/14 at Buffalo), 6 att.
5	Mike Nugent, Cincinnati (9/29/16 at Cincinnati), 5 att.
5	Harrison Butker, Kansas City (12/24/17 at Kansas City), 6 att.

#### LONGEST FIELD GOALS

59	Steve Christie, Buffalo (9/26/93 at Buffalo)
58	Jason Myers, Jacksonville (9/20/15 at Jacksonville)
57	Kris Brown, Houston (10/7/07 at Houston)
57	Randy Bullock, Cincinnati (12/22/19 at Miami)
56	Rian Lindell, Buffalo (11/29/09 at Buffalo)
56	Dave Rayner, Buffalo (11/20/11 at Miami)
56	Chandler Catanzaro, Arizona (12/11/16 at Miami)
56	Jason Myers, N.Y. Jets (11/4/18 at N.Y. Jets)



## OPPONENT INDIVIDUAL RECORDS

### INTERCEPTIONS

#### MOST INTERCEPTIONS

##### CAREER

9	Nate Clements, Buff., S.F., Cin. (14 games)
7	Johnny Robinson, Kansas City (five games)
7	Roland James, New England (19 games)
6	Raymond Clayborn, N.E., Clev. (25 games)
6	Willie Brown, Oakland (six games)
6	Ronnie Lippett, New England (15 games)
6	Mike Prior, T.B., Ind., G.B. (14 games)
6	Victor Green, N.Y. Jets, N.E. (19 games)
6	Marcus Coleman, N.Y. Jets, Hou. (13 games)
6	Darrelle Revis, N.Y. Jets, T.B., N.E., K.C. (17 games)

##### GAME

3	Clarence Duren, San Diego (10/30/77 at Miami), 45 yards
3	Jeff Nixon, Buffalo (9/7/80 at Buffalo), 31 yards
3	Erik McMillan, N.Y. Jets (10/23/88 at Miami), 57 yards
3	Marcus Coleman, N.Y. Jets (10/23/00 at N.Y. Jets), 7 yards
3	Greg Wesley, Kansas City (9/29/02 at Kansas City), 71 yards
3	Nate Clements, Buffalo (10/20/02 at Miami), 39 yards

#### MOST INTERCEPTION RETURN YARDS

##### GAME

151	Mike Haynes, L.A. Raiders (12/2/84 at Miami), 2 interceptions
-----	---

#### LONGEST INTERCEPTION RETURNS

102t	Eddie Anderson, L.A. Raiders (12/14/92 at Miami), Dan Marino
100t	Aaron Glenn, N.Y. Jets (9/15/96 at Miami), Dan Marino
100t	Jimmy Hitchcock, New England (11/23/97 at New England), Dan Marino
100t	Darrelle Revis, N.Y. Jets (10/17/11 at N.Y. Jets), Matt Moore
98t	Marcus Coleman, N.Y. Jets (12/27/99 at Miami), Dan Marino
97t	Mike Haynes, L.A. Raiders (12/2/84 at Miami), Dan Marino
97t	Najee Mustafaa, Cleveland (10/10/93 at Cleveland), Scott Mitchell
90t	Steve Emtman, Indianapolis (10/25/92 at Miami), Dan Marino
*90t	Tory James, Oakland (1/6/01 at Oakland), Jay Fiedler

### LONGEST PLAYS

#### PUNTS

89	Luke Prestridge, New England (10/21/84 at New England)
80	Chris Mohr, Buffalo (10/13/96 at Buffalo)
73	Rich Camarillo, New England (9/13/87 at New England)
73	Josh Miller, Pittsburgh (9/20/98 at Miami)
73	Todd Sauerbrun, Carolina (11/4/01 at Miami)

#### PUNT RETURNS

94t	Julian Edelman, New England (1/2/11 at New England)
93t	Johnnie Lee Higgins, Oakland (11/16/08 at Miami)
84t	Clarence Verdin, Indianapolis (10/25/92 at Miami)
83t	Billy Johnson, Houston (11/16/75 at Houston)
80t	Ron Gardin, Baltimore (11/1/70 at Baltimore)

#### KICKOFF RETURNS

104t	Terrence McGee, Buffalo (12/5/04 at Miami)
103t	Brandon Tate, New England (10/5/10 at Miami)
102t	Harold Hart, Oakland (9/22/75 at Oakland)
102t	C.J. Spiller, Buffalo (9/14/14 at Buffalo)
101t	Jacoby Ford, Oakland (11/28/10 at Oakland)
99t	Jim Duncan, Baltimore (11/1/70 at Baltimore)

#### FUMBLE RETURNS

100t	Chris Martin, Kansas City (10/13/91 at Kansas City), Sammie Smith
*79t	Neil Smith, Denver (1/9/99 at Denver), Oronde Gadsden
69t	Shea McClellin, New England (1/1/17 at Miami), Damien Williams
66t	Greg Townsend, L.A. Raiders (9/19/83 at L.A. Raiders), David Woodley
62t	Hugh Douglas, N.Y. Jets (12/22/96 at N.Y. Jets), Stanley Pritchett

#### BLOCKED FIELD GOALS

78t	George Radachowsky, N.Y. Jets (9/24/89 at Miami), Pete Stoyanovich
76t	Charles Romes, Buffalo (9/2/79 at Buffalo), Uwe von Schamann
62t	Kyle Arrington, New England (12/14/14 at New England), Caleb Sturgis



## OPPONENT TOP TENS

### RUSHING

PLAYER	TEAMS	GAMES	NO.	YDS.	AVG.	LG	TD
1. Thurman Thomas	Buffalo	20	364	1,620	4.5	30t	8
2. Freeman McNeil	N.Y. Jets	21	281	1,507	5.4	58	2
Curtis Martin	New England, N.Y. Jets	20	409	1,507	3.7	37	13
4. O.J. Simpson	Buffalo	16	240	1,177	4.9	75t	4
5. Eric Dickerson	L.A. Rams, Ind., L.A. Raid.	11	231	1,065	4.6	40	6
6. Jim Nance	N.Y. Jets, Boston	12	183	933	5.1	30t	9
7. Lydell Mitchell	San Diego Baltimore	12	235	912	3.9	64t	6
8. Willis McGahee	Buffalo, Baltimore, Denver	10	232	848	3.7	31	2
9. Antowain Smith	Buffalo, N.E., N.O.	14	232	822	3.5	44	4
10. John Riggins	N.Y. Jets, Washington	13	183	761	4.2	N/A	5

### PASSING

PLAYER	TEAMS	GAMES	ATT.	COMP.	YDS.	PCT.	TD	INT.
1. Tom Brady	New England	35	1,129	687	8,185	60.9	67	27
2. Drew Bledsoe	New England, Buffalo	22	765	412	5,397	53.9	30	29
3. Joe Ferguson	Buffalo, T.B., Ind.	25	722	418	4,902	57.9	26	33
4. Jim Kelly	Buffalo	20	621	388	4,560	62.5	24	19
5. Ken O'Brien	N.Y. Jets, Philadelphia	17	489	303	3,837	62.0	25	13
6. Steve Grogan	New England	22	521	280	3,709	53.7	21	25
7. Peyton Manning	Indianapolis, Denver	13	436	272	3,214	62.4	22	18
8. Joe Namath	N.Y. Jets	16	388	201	2,956	51.8	19	24
9. Richard Todd	N.Y. Jets	14	355	203	2,718	57.2	18	25
10. Philip Rivers	San Diego, L.A. Chargers	9	298	190	2,483	63.8	12	10

### RECEPTIONS

PLAYER	TEAMS	GAMES	NO.	YDS.	AVG.	LG	TD
1. Andre Reed	Buffalo	28	122	1,731	14.2	83t	10
2. Wes Welker	New England, Denver	12	99	1,196	12.1	99t	7
3. Marvin Harrison	Indianapolis	15	84	1,133	13.5	45	9
4. Al Toon	N.Y. Jets	14	78	1,054	14.0	44t	4
5. Eric Moulds	Buffalo, Houston	21	73	1,221	16.7	80t	11
6. Wayne Chrebet	N.Y. Jets	20	72	991	13.8	70	8
7. Julian Edelman	New England	15	71	894	12.6	77t	6
8. Wesley Walker	N.Y. Jets	19	70	1,342	19.2	71t	17
9. Stanley Morgan	New England, Indianapolis	25	68	1,371	20.2	76t	6
10. Thurman Thomas	Buffalo	20	67	693	10.3	50t	3

### RECEIVING YARDS

PLAYER	TEAMS	GAMES	NO.	YDS.	AVG.	LG	TD
1. Andre Reed	Buffalo	28	122	1,731	14.2	83t	10
2. Stanley Morgan	N.E., Indianapolis	25	68	1,371	20.2	76t	6
3. Wesley Walker	N.Y. Jets	19	70	1,342	19.2	71t	17
4. Eric Moulds	Buffalo, Houston	21	73	1,221	16.7	80t	11
5. Wes Welker	New England, Denver	12	99	1,196	12.1	99t	7
6. Marvin Harrison	Indianapolis	15	84	1,133	13.5	45	9
7. Al Toon	N.Y. Jets	14	78	1,054	14.0	44t	4
8. Wayne Chrebet	N.Y. Jets	20	72	991	13.8	70	8
9. Irving Fryar	N.E., Phil. Wash.	20	61	978	16.0	54t	13
10. Julian Edelman	New England	15	71	894	12.6	77t	6



## OPPONENT OUTSTANDING PERFORMANCES

### GAMES OF 300+ PASSING YARDS

PLAYER	TEAM	DATE	ATT.	COMP.	YDS.	TD	INT.	LG
Tom Brady	New England	9/12/11	48	32	517	4	1	99t
Ken O'Brien	N.Y. Jets	9/21/86	43	29	479	4	1	65t
James Harris	L.A. Rams	10/3/76	29	17	436	2	1	58
* Dan Fouts	San Diego	1/2/82	55	33	433	4	1	43
Andrew Luck	Indianapolis	11/4/12	48	30	433	2	0	48
Drew Bledsoe	New England	11/23/98	54	28	423	2	2	49
Drew Bledsoe	New England	9/4/94	51	32	421	4	2	62t
Joe Ferguson	Buffalo	10/9/83	55	38	419	5	1	35
Drew Bledsoe	New England	11/3/96	41	30	419	3	2	84t
Joe Namath	N.Y. Jets	10/1/67	39	23	415	3	1	62
Matt Cassel	New England	11/23/08	43	30	415	3	1	64
Drew Brees	New Orleans	9/30/13	39	30	413	4	0	48
Bernie Kosar	Cleveland	11/10/86	50	32	401	0	0	44
Andy Dalton	Cincinnati	12/22/19	56	33	396	4	0	34t
Ken O'Brien	N.Y. Jets	11/10/85	43	26	393	2	0	44
Boomer Esiason	N.Y. Jets	11/27/94	41	26	382	2	2	69
Elvis Grbac	San Francisco	11/20/95	41	31	382	4	0	47t
Joe Flacco	Baltimore	12/4/16	47	36	381	4	1	53t
Jim Kelly	Buffalo	9/1/91	39	29	381	2	1	54t
Dan Fouts	San Diego	11/18/84	56	37	380	4	1	44
Matt Schaub	Houston	10/12/08	42	22	379	1	2	61
Vinny Testaverde	N.Y. Jets	10/23/00	59	36	378	5	3	30t
Vinny Testaverde	N.Y. Jets	9/14/03	45	29	373	1	1	61
Carson Palmer	Oakland	9/16/12	48	24	373	1	1	64t
Steve DeBerg	Tampa Bay	10/20/85	32	19	365	4	1	57
Tom Brady	New England	12/15/13	55	34	364	2	1	30
Troy Aikman	Dallas	10/27/96	41	33	363	3	0	61
Brett Favre	Green Bay	9/11/94	51	31	362	2	1	35
Kurt Warner	Arizona	9/14/08	24	19	361	3	0	79
* Doug Flutie	Buffalo	1/2/99	36	21	360	1	1	65
Jim Kelly	Buffalo	10/25/87	39	29	359	2	0	34
Brian Sipe	Cleveland	11/18/79	42	23	358	3	0	54
Geno Smith	N.Y. Jets	12/28/14	25	20	358	3	0	74t
Tom Brady	New England	12/9/18	43	27	358	3	0	37t
Bert Jones	Baltimore	9/27/81	27	20	357	3	1	67t
Tom Brady	New England	10/29/15	38	26	356	4	0	47t
Steve Grogan	New England	11/8/81	40	23	355	1	4	76t
Daunte Culpepper	Minnesota	9/10/00	37	23	355	1	3	42
Danny White	Dallas	10/25/81	32	22	354	3	1	38
Tom Brady	New England	10/21/07	25	21	354	6	0	50t
Tom Brady	New England	12/6/09	29	19	352	2	2	81t
Steve Grogan	New England	11/29/79	39	21	350	3	2	38
Eli Manning	N.Y. Giants	10/30/11	45	31	349	2	0	26
Ben Roethlisberger	Pittsburgh	12/8/13	39	23	349	3	0	67
Dennis Shaw	Buffalo	10/18/70	32	24	348	2	2	48
Derek Carr	Oakland	9/23/18	39	27	345	1	2	66
Daryle Lamonica	Oakland	9/21/68	24	15	344	4	0	73t
Mike Tomczak	Pittsburgh	11/20/94	42	26	343	0	0	40
Erik Kramer	Chicago	10/27/97	50	32	343	2	0	54
Andrew Luck	Indianapolis	11/25/18	37	30	343	3	2	36
Ken Anderson	Cincinnati	11/28/83	36	23	342	1	2	80t
Pat Ryan	N.Y. Jets	11/27/88	43	27	341	2	1	35
Tony Eason	New England	9/17/89	49	25	341	1	1	45
* Jim Kelly	Buffalo	1/12/91	29	19	339	3	1	44
Joe Ferguson	Buffalo	10/12/81	29	20	338	3	0	65t
Andy Dalton	Cincinnati	10/31/13	53	32	338	0	3	26
Eli Manning	N.Y. Giants	12/14/15	31	27	337	4	0	84t
Brian Griese	Denver	10/13/02	46	27	335	1	2	52
Sam Darnold	N.Y. Jets	9/16/18	25	41	334	1	2	44
Steve Bartkowski	Atlanta	9/21/80	36	18	332	2	0	53
Tom Brady	New England	11/8/09	37	25	332	1	1	71t
Joe Ferguson	Buffalo	12/17/77	40	25	331	1	3	27



## OPPONENT OUTSTANDING PERFORMANCES

### GAMES OF 300+ PASSING YARDS

PLAYER	TEAM	DATE	ATT.	COMP.	YDS.	TD	INT.	LG
** Joe Montana	San Francisco	1/20/85	35	24	331	3	0	34
Vinny Testaverde	Baltimore	10/19/97	47	32	331	1	0	34t
Philip Rivers	L.A. Chargers	9/17/17	39	31	331	1	0	24
Ken O'Brien	N.Y. Jets	9/24/89	37	27	329	3	1	37t
Drew Bledsoe	New England	1/2/94	43	27	329	4	1	42
Tyrod Taylor	Buffalo	12/24/16	39	26	329	3	0	53
Kurt Warner	St. Louis	9/30/01	31	24	328	4	0	45t
Trent Green	Kansas City	9/29/02	34	24	328	5	0	46
Brooks Bollinger	N.Y. Jets	12/18/05	42	28	327	2	0	60t
Baker Mayfield	Cleveland	11/24/19	34	24	327	3	1	37
Bruce Matheson	Seattle	10/4/87	42	20	326	2	3	30
Warren Moon	Minnesota	9/25/94	37	26	326	3	0	44t
Philip Rivers	San Diego	11/13/16	44	23	326	3	4	51t
Neil O'Donnell	N.Y. Jets	9/15/96	44	25	325	3	3	78t
Kevin Kolb	Arizona	9/30/12	48	29	324	3	2	46t
Lamar Jackson	Baltimore	9/8/19	20	17	324	5	0	83t
Boomer Esiason	N.Y. Jets	9/12/93	33	22	323	2	1	51
Glenn Foley	N.Y. Jets	11/9/97	48	25	322	1	1	33
Andrew Luck	Indianapolis	9/15/13	43	25	321	1	1	47
Mark Rypien	St. Louis	12/24/95	42	27	320	2	1	31
Tyler Thigpen	Kansas City	12/21/08	41	20	320	2	3	75
Jim Harbaugh	Indianapolis	10/8/95	33	25	319	3	0	47t
Neil O'Donnell	N.Y. Jets	10/12/97	37	24	319	2	0	70
Carson Palmer	Cincinnati	12/30/07	32	23	316	3	1	70t
Ryan Fitzpatrick	Buffalo	12/18/11	47	31	316	2	3	28
Mitchell Trubisky	Chicago	10/14/18	31	22	316	3	1	54
Sam Bradford	St. Louis	10/14/12	39	26	315	0	0	65
Steve Bono	Kansas City	12/12/94	55	33	314	2	3	22t
* Joe Montana	Kansas City	12/31/94	37	26	314	2	1	57t
Dan Fouts	San Diego	10/15/78	30	22	313	1	2	46
Tony Eason	New England	10/21/84	29	19	313	3	0	76t
Aaron Rodgers	Green Bay	10/17/10	33	18	313	1	1	86t
* Mark Malone	Pittsburgh	1/6/85	36	20	312	3	3	29t
Drew Bledsoe	New England	12/24/00	34	18	312	2	2	59
Philip Rivers	San Diego	12/20/15	36	26	311	3	2	31
Richard Todd	N.Y. Jets	10/4/81	39	28	310	4	1	46
Philip Rivers	L.A. Chargers	9/29/19	30	24	310	2	0	25
Carson Wentz	Philadelphia	12/1/19	46	28	310	3	1	27
Alex Van Pelt	Buffalo	11/25/01	34	21	309	3	1	80t
Mike Livingston	Kansas City	10/19/69	34	17	308	1	1	93t
Neil Lomax	St. Louis	9/30/84	37	22	308	1	0	29
Matt Schaub	Baltimore	12/6/15	46	32	308	1	2	41t
Jay Cutler	Denver	11/2/08	46	24	307	2	3	47
Philip Rivers	San Diego	10/2/11	31	21	307	1	0	55t
* Dan Pastorini	Houston	12/24/78	29	20	306	1	0	34
Jim Kelly	Buffalo	10/4/92	48	25	306	1	4	28
Drew Bledsoe	Buffalo	12/1/02	27	15	306	3	0	73t
Mark Sanchez	N.Y. Jets	9/23/12	45	21	306	1	2	66
Greg Landry	Baltimore	11/25/79	42	25	304	3	1	31t
Tom Brady	New England	12/24/11	46	27	304	1	0	42
Alex Smith	Kansas City	12/24/17	39	25	304	1	0	52
Sonny Jurgensen	Washington	10/13/74	39	26	303	2	3	37
Peyton Manning	Indianapolis	9/21/09	23	14	303	2	0	80t
Phillip Rivers	San Diego	9/27/09	33	18	303	0	0	55
Peyton Manning	Indianapolis	9/6/98	37	21	302	1	3	42
Ben Roethlisberger	Pittsburgh	10/24/10	27	19	302	2	0	53t
Pat Ryan	N.Y. Jets	10/4/87	49	30	301	4	2	35t
Derek Carr	Oakland	11/5/17	30	21	300	1	1	44t



## OPPONENT OUTSTANDING PERFORMANCES

### GAMES OF 100+ RECEIVING YARDS

PLAYER	TEAM	DATE	NO.	YDS.	TD	LG
* Eric Moulds	Buffalo	1/2/99	9	240	1	65
Eric Decker	N.Y. Jets	12/28/14	10	221	1	74t
Ron Jessie	L.A. Rams	10/3/76	7	220	2	58t
Isaac Bruce	St. Louis	12/24/95	15	210	1	31
Eric Moulds	Buffalo	11/25/01	6	196	2	80t
Wesley Walker	N.Y. Jets	9/21/86	6	194	4	65t
Michael Irvin	Dallas	10/27/96	12	186	1	61
Dallas Clark	Indianapolis	9/21/09	7	183	1	80t
Stanley Morgan	New England	11/8/81	5	182	1	76t
Al Toon	N.Y. Jets	11/27/88	14	181	0	29
Andre Johnson	Houston	10/12/08	10	178	1	61
Reggie Rucker	Cleveland	11/18/79	9	177	1	54
Marvin Harrison	Indianapolis	11/11/01	9	174	3	45
Theo Bell	Pittsburgh	11/30/80	4	173	0	45
A.J. Green	Cincinnati	9/29/16	10	173	1	51
Jordy Nelson	Oakland	9/23/18	6	173	1	66
Johnnie Morton	Detroit	12/7/97	9	171	1	41
Steve Smith	Carolina	9/25/05	11	170	3	53t
Cris Carter	Minnesota	9/10/00	9	168	0	42
Sammy Watkins	Buffalo	11/8/15	8	168	1	63
Wes Welker	New England	12/6/09	10	167	0	58
* Kellen Winslow	San Diego	1/2/82	13	166	1	31
Odell Beckham Jr.	N.Y. Giants	12/14/15	7	166	2	84t
Tommy Kane	Seattle	12/16/90	10	162	0	25
Antwaan Randle El	Washington	9/9/07	5	162	0	54
Ben Coates	New England	9/4/94	8	161	2	62t
Don Maynard	N.Y. Jets	12/1/68	7	160	3	54t
Wes Welker	New England	9/12/11	8	160	2	99t
Al Toon	N.Y. Jets	9/24/89	10	159	1	37t
Bake Turner	N.Y. Jets	12/15/68	7	157	0	71
Al Toon	N.Y. Jets	11/10/85	10	156	0	44
Allen Robinson	Jacksonville	9/20/15	6	155	2	52
Andre Reed	Buffalo	9/1/91	11	154	1	54t
Sammy Watkins	Buffalo	12/24/16	7	154	1	53
Frank Lewis	Buffalo	9/17/78	5	153	1	92t
Larry Fitzgerald	Arizona	9/14/08	6	153	0	75
Julian Edelman	New England	1/1/17	8	151	1	77t
* James Lofton	Buffalo	1/12/91	7	149	1	44
Jerry Rice	San Francisco	11/20/95	8	149	2	47t
Stanley Morgan	New England	12/22/86	8	148	2	30t
Jarvis Landry	Cleveland	11/24/19	10	148	2	37
Randy Moss	New England	11/8/09	6	147	1	71t
Santonio Holmes	N.Y. Jets	9/23/12	9	147	0	38
Marquise Brown	Baltimore	9/8/19	4	147	2	83t
Marlin Briscoe	Buffalo	10/18/70	7	145	2	46t
Raymond Butler	Baltimore	9/27/81	4	145	2	67t
Keyshawn Johnson	N.Y. Jets	12/12/99	11	144	2	27
Marvin Harrison	Indianapolis	9/15/02	11	144	1	33
Terrelle Pryor Sr.	Cleveland	9/25/16	8	144	0	40
Mark Carrier	Tampa Bay	10/30/88	9	142	0	47
George Sauer	N.Y. Jets	11/20/66	7	142	0	-
* Stephone Paige	Kansas City	1/5/91	8	142	1	33
Santana Moss	N.Y. Jets	9/14/03	5	142	1	61
Tony Gonzalez	Kansas City	9/29/02	7	140	3	42t
Anquan Boldin	Arizona	9/14/08	6	140	3	79t
George Sauer	N.Y. Jets	10/22/67	6	139	1	61t
Julian Edelman	New England	12/15/13	13	139	1	24t
Wes Welker	New England	10/21/07	9	138	2	36
Wes Welker	New England	12/24/11	12	138	0	42
Antonio Brown	Pittsburgh	12/8/13	5	138	1	56
Jimmy Teal	Seattle	10/4/87	9	137	0	32
Joey Galloway	Seattle	10/6/96	5	137	2	65t



## OPPONENT OUTSTANDING PERFORMANCES

### GAMES OF 100+ RECEIVING YARDS

PLAYER	TEAM	DATE	NO.	YDS.	TD	LG
John Brown	Buffalo	11/17/19	9	137	2	40t
Alshon Jeffrey	Philadelphia	12/1/19	9	137	1	27
Alfred Jenkins	Atlanta	9/21/80	4	136	0	33
Jeff Graham	N.Y. Jets	9/15/96	5	136	1	78t
* Jimmy Smith	Jacksonville	1/15/00	5	136	2	70t
Ben Coates	New England	11/3/96	5	135	2	84t
Gene Foster	San Diego	10/2/66	6	134	2	63t
Jim Whalen	Boston	10/15/67	6	134	3	—
Andre Reed	Buffalo	10/13/96	10	134	0	49
Brent Celek	Philadelphia	11/15/15	4	134	0	60
Leonard Thompson	Detroit	10/27/85	6	133	1	48
Stephone Paige	Kansas City	12/3/89	7	133	1	38t
Greg Jennings	Green Bay	10/17/10	6	133	1	86t
Fred Biletnikoff	Oakland	9/20/69	9	132	1	13t
Otis Taylor	Kansas City	10/19/69	4	131	0	79
J.J. Birden	Kansas City	12/12/94	10	131	1	22t
Shawn Jefferson	New England	11/23/98	6	131	1	38
Troy Brown	New England	10/19/03	6	131	1	82t
Chad Johnson	Cincinnati	12/30/07	4	131	2	70t
Hines Ward	Pittsburgh	10/24/10	7	131	1	43
Danny Amendola	New England	12/15/13	10	131	0	30
Brandon Marshall	N.Y. Jets	11/29/15	9	131	2	47
Chris Burkett	Buffalo	10/25/87	9	130	1	34
Eric Moulds	Buffalo	12/1/02	5	130	1	57t
Randy Vataha	New England	12/5/71	7	129	2	51t
* Steve Largent	Seattle	12/29/84	6	128	1	56t
Matt Jones	Jacksonville	12/3/06	6	128	1	33
A.J. Green	Cincinnati	10/31/13	11	128	0	21
Brandon Marshall	N.Y. Jets	10/4/15	7	128	0	58
Tyler Boyd	Cincinnati	12/22/19	9	128	2	34t
Cris Collinsworth	Cincinnati	11/28/83	8	127	0	48
Jake Reed	Minnesota	9/25/94	9	127	0	21
Andre Reed	Buffalo	12/16/96	6	127	1	67t
Nate Washington	Houston	10/25/15	9	127	2	27t
Charlie Mitchell	Denver	12/4/66	4	126	1	79t
Wesley Walker	N.Y. Jets	11/26/78	6	126	1	42
Roy Williams	Detroit	11/23/06	6	126	0	41
Jared Cook	Oakland	11/5/17	8	126	0	35
Lance Alworth	San Diego	11/12/67	4	125	1	54t
Stanley Morgan	New England	10/5/86	6	125	1	27t
Tim Brown	Oakland	11/30/97	8	125	1	36
Raghib Ismail	Dallas	11/25/99	5	125	1	65t
Marvin Harrison	Indianapolis	12/5/99	8	125	0	36
Randy Moss	New England	11/23/08	8	125	3	29t
Emmanuel Sanders	Denver	11/23/14	9	125	0	35
Tyrell Williams	San Diego	11/13/16	5	125	1	51t
T.Y. Hilton	Indianapolis	11/25/18	7	125	0	36
Stanley Morgan	New England	11/29/79	5	124	1	38t
Rob Moore	N.Y. Jets	9/12/93	6	124	0	51
Rob Moore	N.Y. Jets	11/27/94	7	124	0	35
T.Y. Hilton	Indianapolis	9/15/13	6	124	0	47
* Antonio Brown	Pittsburgh	1/8/17	5	124	2	62t
Will Fuller	Houston	10/25/18	5	124	1	73t
Antonio Gates	San Diego	12/11/05	13	123	1	25
Jim Whalen	Boston	12/17/67	4	122	0	33
* Fred Biletnikoff	Oakland	12/21/74	8	122	1	20
Dokie Williams	L.A. Raiders	12/2/84	2	122	1	75t
Andre Reed	Buffalo	9/11/88	8	122	0	21
* Andre Reed	Buffalo	1/12/91	4	122	2	43
Randy Moss	New England	10/21/07	4	122	2	50t
Don Maynard	N.Y. Jets	10/1/67	10	121	0	—
Tony Martin	San Diego	11/5/95	7	121	1	50t





## OPPONENT OUTSTANDING PERFORMANCES

### GAMES OF 100+ RECEIVING YARDS

PLAYER	TEAM	DATE	NO.	YDS.	TD	LG
Don Maynard	N.Y. Jets	11/2/69	4	121	2	42t
Wayne Patrick	Buffalo	10/18/70	6	121	0	48
Joe Washington	Baltimore	11/11/79	10	121	0	23
Henry Ellard	L.A. Rams	12/14/86	8	121	1	22
Darrell Jackson	Seattle	10/28/01	5	121	1	64
Torrey Smith	Baltimore	10/6/13	6	121	0	41
George Sauer	N.Y. Jets	10/1/67	10	120	0	-
Sammy White	Minnesota	12/11/76	9	120	3	36t
Butch Woolfolk	Houston	9/8/85	3	120	1	80t
Wes Welker	New England	11/23/08	8	120	0	64
Vincent Jackson	San Diego	9/27/09	5	120	0	55
Lance Alworth	San Diego	10/2/66	6	119	2	-
Eric Sievers	San Diego	11/18/84	12	119	2	24
Fred Biletnikoff	Oakland	10/4/69	9	119	1	23
Mike Jones	New Orleans	12/7/86	6	119	0	34
Andre Johnson	Houston	9/9/12	8	119	1	29
Vincent Brisby	New England	11/12/95	6	118	1	47t
Andre Roberts	Arizona	9/30/12	6	118	2	46t
Richard Caster	N.Y. Jets	10/7/74	3	117	1	89t
O.J. Simpson	Buffalo	12/7/75	8	117	1	62t
Eric Sievers	New England	12/10/89	6	117	0	41
Carl Pickens	Cincinnati	10/1/95	9	117	3	44t
Lee Evans	Buffalo	12/4/05	5	117	3	56t
Sammy Watkins	Buffalo	9/14/14	8	117	1	30
Robby Anderson	N.Y. Jets	12/8/19	7	117	1	39
Paul Coffman	Green Bay	10/28/79	5	116	1	78t
Jimmie Giles	Tampa Bay	10/20/85	7	116	4	39t
Irving Fryar	Philadelphia	10/20/96	8	116	4	38t
Shawn Jefferson	New England	10/25/98	4	116	0	54
Lee Evans	Buffalo	10/26/08	7	116	0	33
Peyton Hillis	Denver	11/2/08	7	116	1	47
Tony Hill	Dallas	12/17/84	6	115	1	66t
Steve Breaston	Kansas City	11/6/11	7	115	0	37
Julio Jones	Atlanta	9/22/13	9	115	0	28
Isaac Curtis	Cincinnati	11/28/83	4	114	1	80t
Stanley Morgan	New England	10/21/84	3	114	1	76t
Dennis Northcutt	Cleveland	12/26/04	4	114	1	58t
Darren Sproles	New Orleans	9/30/13	7	114	1	48
Martellus Bennett	New England	9/18/16	5	114	1	37
Otis Taylor	Kansas City	11/13/66	4	113	1	89t
Otis Taylor	Kansas City	9/28/68	3	113	1	44
Eric Crabtree	Cincinnati	9/14/69	3	113	2	69t
James Lofton	L.A. Raiders	10/9/88	5	113	0	32
Tim Brown	Oakland	10/31/99	7	113	0	32
Calvin Johnson	Detroit	11/9/14	7	113	1	49t
Rob Gronkowski	New England	10/29/15	6	113	1	47t
Jim Colclough	Boston	12/17/67	3	112	0	52
* Mike Barber	Houston	12/24/78	4	112	0	55
Wesley Walker	N.Y. Jets	10/4/81	8	112	2	46
Will Moore	New England	9/10/95	8	112	0	33
Terry Glenn	New England	11/3/96	10	112	0	20
A.J. Green	Cincinnati	10/7/18	6	112	0	23
Wayne Patrick	Buffalo	10/18/70	6	111	0	48
Roy Jefferson	Washington	10/13/74	7	111	1	37t
John Holland	Buffalo	9/13/76	2	111	2	58t
* John Stallworth	Pittsburgh	1/6/85	4	111	2	65t
Kevin House	Tampa Bay	10/20/85	4	111	0	57
Al Toon	N.Y. Jets	9/21/86	7	111	0	31
Torry Holt	St. Louis	9/30/01	4	111	1	45t
Sterling Shepard	N.Y. Giants	12/15/19	9	111	0	24
* Ed Podolak	Kansas City	12/25/71	8	110	1	29
Anthony Miller	San Diego	12/27/93	7	110	2	41t



## OPPONENT OUTSTANDING PERFORMANCES

### GAMES OF 100+ RECEIVING YARDS

PLAYER	TEAM	DATE	NO.	YDS.	TD	LG
Randy Moss	Minnesota	12/21/02	7	110	0	60
Jeremy Shockey	N.Y. Giants	10/5/03	11	110	0	20
Lee Evans	Buffalo	12/5/04	4	110	2	69t
Taylor Gabriel	Chicago	10/14/18	5	110	0	54
Emerson Boozer	N.Y. Jets	10/1/67	5	109	2	-
Richie Anderson	N.Y. Jets	10/23/00	12	109	0	19
Golden Tate	Detroit	11/9/14	11	109	0	28
Tyreek Hill	Kansas City	12/24/17	6	109	0	52
Wesley Walker	N.Y. Jets	9/3/78	4	108	2	47t
* Charlie Joiner	San Diego	1/2/82	7	108	0	39
Art Monk	N.Y. Jets	11/27/94	5	108	0	69
* Steve Tasker	Buffalo	12/30/95	5	108	1	37t
Dedric Ward	N.Y. Jets	11/9/97	6	108	0	33
Leon Washington	N.Y. Jets	12/25/06	4	108	0	64
Jacoby Ford	Oakland	11/28/10	4	108	1	52
Vincent Jackson	San Diego	10/2/11	3	108	1	55t
Donnie Avery	Indianapolis	11/4/12	5	108	0	48
Jordan Cameron	Cleveland	9/8/13	9	108	1	22
Mark Andrews	Baltimore	9/8/19	8	108	1	39
Jack Snow	L.A. Rams	10/31/71	5	107	1	51t
Jordy Nelson	Green Bay	10/12/14	9	107	1	22
Javorius Allen	Baltimore	12/6/15	12	107	1	41t
Rob Gronkowski	New England	12/9/18	8	107	1	17
Warren Wells	Oakland	9/21/68	3	106	1	73t
Raymond Chester	Baltimore	10/10/76	5	106	0	48
Frank Lewis	Buffalo	10/12/81	5	106	0	30
Tony Hill	Dallas	10/25/81	5	106	0	38
* Wes Chandler	San Diego	1/2/82	6	106	0	47
Andre Reed	Buffalo	12/4/94	3	106	2	83t
Warrick Dunn	Tampa Bay	9/21/97	6	106	1	58t
Laveranues Coles	N.Y. Jets	10/15/06	5	106	2	58t
Leonard Hankerson	Washington	11/13/11	8	106	0	22
Bake Turner	N.Y. Jets	12/14/69	4	105	2	34t
Harold Jackson	New England	11/29/79	5	105	1	33
Eddie Brown	Cincinnati	11/8/87	8	105	0	32
Jermaine Lewis	Baltimore	10/19/97	6	105	0	28
Wayne Chrebet	N.Y. Jets	12/13/98	5	105	1	52
Tony Martin	Atlanta	12/27/98	3	105	1	53
Ed McCaffrey	Denver	9/13/99	6	105	3	61t
Jeremy Shockey	New Orleans	10/25/09	4	105	0	66
Art Powell	Oakland	9/2/66	8	104	1	17t
* Elmo Wright	Kansas City	12/25/71	3	104	0	63
Derrick Gaffney	N.Y. Jets	9/30/79	4	104	0	43
Wayne Chrebet	N.Y. Jets	10/12/97	5	104	1	70
Tim Brown	Oakland	12/6/98	9	104	2	27
Wayne Chrebet	N.Y. Jets	10/23/00	6	104	2	28
Gary Garrison	San Diego	10/11/69	4	103	2	40t
* Ken Burrough	Houston	12/24/78	6	103	0	53
Thurman Thomas	Buffalo	9/1/91	8	103	1	50t
* Kimble Anders	Kansas City	12/31/94	6	103	1	57t
Aaron Hernandez	New England	9/12/11	7	103	1	30
Wes Welker	New England	12/2/12	12	103	1	14
JuJu Smith-Schuster	Pittsburgh	10/28/19	5	103	1	34
Marvin Harrison	Indianapolis	9/6/98	5	102	1	42
Troy Brown	New England	12/24/00	8	102	0	22
David Patten	New England	10/6/02	5	102	2	34t
Doug Jolley	N.Y. Jets	12/18/05	9	102	1	60t
Jamaal Charles	Kansas City	12/21/08	3	102	0	75
Kellen Winslow	Tampa Bay	11/15/09	7	102	0	37
Rob Gronkowski	New England	1/2/11	6	102	1	28
T.Y. Hilton	Indianapolis	11/4/12	6	102	1	36t
Elbert Dubenion	Buffalo	9/18/66	5	101	0	26



## OPPONENT OUTSTANDING PERFORMANCES

### GAMES OF 100+ RECEIVING YARDS

PLAYER	TEAM	DATE	NO.	YDS.	TD	LG
Jerry LeVias	Houston	11/23/69	4	101	1	—
Andre Rison	Atlanta	10/11/92	7	101	1	22t
Heath Miller	Pittsburgh	9/7/06	3	101	1	87t
Andre Johnson	Houston	10/1/06	9	101	1	30
Cecil Shorts	Jacksonville	12/16/12	6	101	0	30
Richard Caster	N.Y. Jets	11/24/74	6	100	2	45t
Al Toon	N.Y. Jets	12/7/87	5	100	1	44t
Lawrence Dawsey	Tampa Bay	12/1/91	8	100	1	17t
Curtis Conway	Chicago	10/27/97	6	100	0	54
Ken Dilger	Indianapolis	12/14/97	5	100	3	43
Ben Watson	Cleveland	12/5/10	10	100	1	22
Jimmy Graham	New Orleans	9/30/13	4	100	2	43t
Keenan Allen	L.A. Chargers	9/17/17	9	100	0	24
Terry McLaurin	Washington	10/13/19	4	100	2	33t

### GAMES OF 100+ RUSHING YARDS

PLAYER	TEAM	DATE	NO.	YDS.	TD	LG
O.J. Simpson	Buffalo	12/5/76	24	203	1	75t
Rueben Mayes	New Orleans	12/7/86	28	203	2	34t
Earl Campbell	Houston	11/20/78	28	199	4	81t
* Terrell Davis	Denver	1/9/99	21	199	2	62
Justin Fargas	Oakland	9/30/07	22	179	0	48
Freeman McNeil	N.Y. Jets	10/14/85	28	173	0	20
Ricky Watters	Philadelphia	10/20/96	25	173	1	49t
Gerald Riggs	Atlanta	11/30/86	33	172	1	31
Eric Dickerson	Indianapolis	12/4/88	31	169	1	19
Jamal Lewis	Baltimore	1/2/05	34	167	1	20
C.J. Anderson	Denver	11/23/14	27	167	1	26
* Le'Veon Bell	Pittsburgh	1/8/17	29	167	2	26
** John Riggins	Washington	1/30/83	38	166	1	43t
Reuben Droughns	Cleveland	11/20/05	30	166	1	75t
Chris Ivory	N.Y. Jets	10/4/15	29	166	1	24
Thurman Thomas	Buffalo	9/1/91	25	165	1	20
Jim Nance	Boston	12/17/67	24	164	2	29
William Andrews	Atlanta	12/10/83	21	161	1	24t
* Earnest Byner	Cleveland	1/4/86	16	161	2	66t
Hoyle Granger	Houston	12/23/67	21	160	1	23
Wayne Wilson	New Orleans	10/2/83	34	160	0	12
* Thurman Thomas	Buffalo	12/30/95	25	158	1	32
Kerryon Johnson	Detroit	10/21/18	19	158	0	71
Don Woods	San Diego	9/29/74	18	157	2	56t
Earnest Byner	Washington	12/2/90	32	157	3	21
Antowain Smith	New England	12/22/01	26	156	1	44
Laurence Maroney	New England	12/23/07	14	156	1	59t
Marcus Allen	L.A. Raiders	12/2/84	20	155	3	52t
Eric Dickerson	Indianapolis	11/15/87	30	154	1	13
Thurman Thomas	Buffalo	12/23/90	30	154	1	13t
Christian Okoye	Kansas City	10/13/91	23	153	2	38t
Dick Post	San Diego	11/3/68	21	151	0	24
Travis Henry	Buffalo	12/1/02	35	151	1	13
Thurman Thomas	Buffalo	10/29/89	27	148	1	30t
Christian Okoye	Kansas City	12/3/89	32	148	1	13
Thurman Thomas	Buffalo	12/17/95	35	148	1	15
Brian Westbrook	Philadelphia	11/18/07	32	148	0	36
Adrian Peterson	Minnesota	9/19/10	28	145	1	23
Aaron Jones	Green Bay	11/11/18	15	145	2	67
James Conner	Pittsburgh	10/28/19	23	145	1	25
Barry Sanders	Detroit	9/15/91	32	143	0	14
Lee Suggs	Cleveland	12/26/04	38	143	0	13
Lydell Mitchell	Baltimore	10/9/77	17	142	1	64t
Curtis Martin	New England	11/12/95	30	142	2	23



## OPPONENT OUTSTANDING PERFORMANCES

### GAMES OF 100+ RUSHING YARDS

PLAYER	TEAM	DATE	NO.	YDS.	TD	LG
Woody Campbell	Houston	12/3/67	18	141	1	42
* Natrone Means	San Diego	1/8/95	24	139	1	24t
Earl Campbell	Houston	12/4/83	28	138	1	35t
Edgerrin James	Indianapolis	9/15/02	30	138	0	13
C.J. Spiller	Buffalo	12/23/12	22	138	0	62
Barry Sanders	Detroit	12/7/97	30	137	1	19
Dalvin Cook	Minnesota	12/16/18	19	136	2	26
Thurman Thomas	Buffalo	11/18/91	23	135	1	30
* Fred Taylor	Jacksonville	1/15/00	18	135	1	90t
Josh Allen	Buffalo	12/2/18	9	135	0	28
Paul Robinson	Cincinnati	11/17/68	22	134	3	54t
Jim Nance	Boston	11/27/66	23	133	1	27t
Lamar Miller	Houston	10/25/18	18	133	1	58
Freeman McNeil	N.Y. Jets	11/4/84	20	132	1	52
Johnny Hector	N.Y. Jets	12/22/91	13	132	0	47
Travis Henry	Buffalo	10/20/02	22	132	0	34
Knile Davis	Kansas City	9/21/14	32	132	1	21t
Mike Garrett	Kansas City	9/24/67	20	131	0	28
Brandon Jacobs	N.Y. Giants	10/28/07	23	131	0	15
Edgerrin James	Indianapolis	12/5/99	23	130	2	41t
Darren McFadden	Dallas	11/22/15	29	129	0	35
LeSean McCoy	Buffalo	12/24/16	24	128	1	19t
Michael Pittman	Tampa Bay	10/16/05	15	127	1	57t
Ryan Mathews	San Diego	11/17/13	19	127	0	51
Joe Washington	Baltimore	10/29/78	20	126	0	29
Floyd Little	Denver	10/27/68	25	126	1	19
Antowain Smith	Buffalo	11/14/99	29	126	0	24
Chris Johnson	Tennessee	11/11/12	23	126	1	21
Eric Dickerson	Indianapolis	9/25/88	30	125	0	9
Thurman Thomas	Buffalo	10/9/94	31	125	2	26t
Ezekiel Elliott	Dallas	9/22/19	19	125	0	18
Earnest Jackson	San Diego	11/18/84	28	124	0	16
Eric Dickerson	L.A. Rams	12/14/86	28	124	1	25
Robert Holmes	Kansas City	9/28/68	13	123	1	76t
Neal Anderson	Chicago	9/4/88	24	123	2	15
Scott Lockwood	New England	12/27/92	30	123	0	23
Tatum Bell	Denver	12/12/04	17	123	2	29
LeGarrette Blount	New England	9/18/16	29	123	1	26
Tony Dorsett	Dallas	10/25/81	24	122	0	18
DeAngelo Williams	Carolina	11/19/09	13	122	0	50
Walter Payton	Chicago	12/2/85	23	121	0	15
Larry Kinnebrew	Buffalo	10/29/89	21	121	1	25
Dorsey Levens	Green Bay	9/14/97	21	121	0	23
Corey Dillon	New England	12/20/04	26	121	1	20
Alfred Morris	Washington	9/13/15	25	121	0	14
DeMarco Murray	Tennessee	10/9/16	27	121	0	14
O.J. Simpson	Buffalo	11/18/73	20	120	0	28
Earl Campbell	Houston	11/5/79	32	120	0	11
* Chuck Muncie	San Diego	1/2/82	24	120	1	19
Curtis Martin	N.Y. Jets	10/14/01	22	120	1	27t
Jim Braxton	Buffalo	11/18/73	17	119	0	36
Craig James	New England	11/3/85	23	119	0	14
Ronnie Harmon	Buffalo	11/29/87	23	119	0	19
Jerome Bettis	Pittsburgh	11/25/96	27	119	0	14
Natrone Means	San Diego	12/27/93	18	118	3	65t
Edgerrin James	Indianapolis	11/26/00	26	118	0	13
Ahman Green	Green Bay	10/22/06	18	118	1	70t
Adrian Peterson	Washington	10/13/19	23	118	0	25
Warren Williams	Pittsburgh	12/18/88	16	117	0	33
* Thurman Thomas	Buffalo	1/12/91	32	117	2	14
Chris Johnson	Tennessee	11/14/10	17	117	1	30
Franco Harris	Pittsburgh	11/30/80	28	116	1	9t



## OPPONENT OUTSTANDING PERFORMANCES

### GAMES OF 100+ RUSHING YARDS

PLAYER	TEAM	DATE	NO.	YDS.	TD	LG
Freeman McNeil	N.Y. Jets	9/12/82	13	116	0	48
Freeman McNeil	N.Y. Jets	11/26/84	24	116	0	39
Curtis Martin	N.Y. Jets	11/1/04	19	115	1	25t
Lamont Jordan	N.Y. Jets	11/1/04	14	115	1	25t
Willie Parker	Pittsburgh	9/7/06	29	115	0	32
Fred Jackson	Buffalo	12/9/07	15	115	0	27
Emerson Boozer	N.Y. Jets	12/13/70	18	114	0	21
Curtis Brown	Buffalo	11/12/78	11	114	1	58t
James Jones	Detroit	10/27/85	36	114	1	8
Jim Nance	Boston	10/15/67	20	113	0	19
Mel Owens	Detroit	12/15/73	27	113	1	10
Horace Ivory	New England	10/22/78	15	113	2	28
* Curt Warner	Seattle	12/31/83	29	113	2	18
Terry Allen	Minnesota	9/25/94	15	113	1	45
Colin Kaepernick	San Francisco	11/27/16	10	113	0	30
Alex Collins	Baltimore	10/26/17	18	113	0	19
Edgerrin James	Indianapolis	12/17/00	32	112	0	15
LeSean McCoy	Buffalo	11/8/15	16	112	1	48t
Dion Lewis	New England	11/26/17	15	112	0	25
Sony Michel	New England	9/30/18	25	112	1	23
Saquon Barkley	N.Y. Giants	12/15/19	24	112	2	12
Hoyle Granger	Houston	12/3/67	25	111	1	13
Jim Nance	Boston	12/8/68	19	111	1	30t
Wilbert Montgomery	Philadelphia	9/24/78	25	111	0	12
Willis McGahee	Buffalo	10/17/04	26	111	0	31
Franco Harris	Pittsburgh	11/14/76	22	110	1	26
Rocky Bleier	Pittsburgh	11/14/76	20	110	0	13
Eric Dickerson	Indianapolis	12/30/90	20	110	0	16
Corey Dillon	Cincinnati	10/1/00	22	110	0	19
Curtis Martin	N.Y. Jets	10/3/04	24	110	1	13
Thomas Jones	N.Y. Jets	9/23/07	25	110	0	12
Karlos Williams	Buffalo	9/27/15	12	110	1	41t
Karlos Williams	Buffalo	11/8/15	9	110	2	38t
Jonathan Stewart	Carolina	11/13/17	17	110	0	18
Jim Nance	Boston	11/9/69	17	109	0	23
Stump Mitchell	St. Louis	9/30/84	20	109	2	19
* Terry Allen	Baltimore	1/13/02	25	109	1	13
Joe Cribbs	Buffalo	12/27/82	19	108	1	62t
Curtis Martin	N.Y. Jets	10/4/98	36	108	1	15
Larry Johnson	Kansas City	12/21/08	12	108	1	33
Denard Robinson	Jacksonville	10/26/14	18	108	0	41
Freeman McNeil	N.Y. Jets	11/10/85	26	107	0	13
Eric Dickerson	Indianapolis	12/17/89	21	107	2	17
* Edgerrin James	Indianapolis	12/30/00	21	107	0	34
Marshawn Lynch	Buffalo	12/9/07	23	107	0	11
Mark Ingram II	Baltimore	9/8/19	14	107	2	49
Lydell Mitchell	Baltimore	11/23/75	26	106	1	32t
Sam Cunningham	New England	9/19/76	21	106	0	15
Eddie George	Tennessee	9/7/97	23	106	1	13t
Raymont Harris	Chicago	10/27/97	25	106	1	9
Nick Chubb	Cleveland	11/24/19	21	106	1	17
Franco Harris	Pittsburgh	12/3/73	15	105	1	21t
Marcus Allen	L.A. Raiders	9/19/83	22	105	0	15
* Craig James	New England	1/12/86	22	105	0	21
Willis McGahee	Baltimore	10/19/08	19	105	1	17
Fred Jackson	Buffalo Bills	12/22/13	18	105	1	14
Chris Johnson	N.Y. Jets	12/1/14	17	105	0	47
Lydell Mitchell	Baltimore	12/9/73	35	104	0	9
John Stephens	New England	11/6/88	25	104	1	13t
Rod Bernstine	San Diego	12/15/91	13	104	3	63t
Willis McGahee	Baltimore	12/16/07	29	104	0	19
Chris Johnson	Tennessee	12/20/09	29	104	0	14



## OPPONENT OUTSTANDING PERFORMANCES

### GAMES OF 100+ RUSHING YARDS

PLAYER	TEAM	DATE	NO.	YDS.	TD	LG
Sammy Winder	Denver	9/29/85	20	103	2	19
Brad Baxter	N.Y. Jets	11/1/92	20	103	0	28
Jamal Anderson	Atlanta	12/27/98	18	103	1	36t
Emmitt Smith	Dallas	11/25/99	31	103	0	28
Garrison Hearst	San Francisco	12/16/01	26	103	0	23
Ben Tate	Houston	9/18/11	23	103	0	16
Tony Pollard	Dallas	9/22/19	13	103	1	28
Thomas Jones	N.Y. Jets	11/1/09	27	102	0	11
Eric Dickerson	L.A. Rams	10/30/83	14	101	1	40
Duce Staley	Pittsburgh	9/26/04	22	101	0	38
Thomas Jones	N.Y. Jets	9/7/08	22	101	1	14
* Wendell Hayes	Kansas City	12/25/71	22	100	0	22
Mark van Eeghen	New England	12/12/82	22	100	0	11



## DOLPHINS LARGEST COMEBACKS

DOLPHINS				
MARGIN	SCORE/QUARTER	FINAL SCORE	DATE	OPPONENT
1. 24 points	0-24 (2nd)	34-27	12/15/74	NEW ENGLAND
2. 21 points	0-21 (2nd)	24-23	12/4/05	BUFFALO
3. 18 points	3-21 (2nd)	24-21	1/4/86	CLEVELAND*
18 points	6-24 (3rd)	28-24	11/27/94	at N.Y. Jets
18 points	3-21 (2nd)	24-21	11/14/71	PITTSBURGH
6. 17 points	0-17 (3rd)	21-17	11/10/68	at Buffalo
17 points	3-20 (2nd)	31-23	11/12/89	at N.Y. Jets
17 points	0-17 (2nd)	28-20	10/29/00	GREEN BAY
17 points	0-17 (3rd)	20-17	10/15/17	at Atlanta

NOTE: Miami's largest fourth-quarter comeback was from a 20-point deficit (3-23 to 24-23) against Buffalo on December 4, 2005.

OPPONENTS				
MARGIN	SCORE/QUARTER	FINAL SCORE	DATE	OPPONENT
1. 23 points	7-30 (4th)	40-37 (OT)	10/23/00	at N.Y. Jets
2. 21 points	0-21 (2nd)	34-31 (OT)	10/25/87	BUFFALO
21 points	3-24 (3rd)	27-24 (OT)	10/8/95	INDIANAPOLIS
21 points	3-24 (2nd)	46-34	10/25/09	NEW ORLEANS
5. 18 points	10-28 (2nd)	45-28	10/9/77	at Baltimore
6. 17 points	0-17 (3rd)	21-17	10/14/01	at N.Y. Jets
17 points	0-17 (3rd)	27-24	12/14/11	at New England
17 points	0-17 (3rd)	27-17	10/7/18	at Cincinnati

\* Playoff Game

## DOLPHINS 10 LARGEST MARGINS

...OF VICTORY				
MARGIN	SCORE	DATE	OPPONENT	
1. 52 points	52-0	11/12/72	NEW ENGLAND	
2. 44 points	44-0	11/11/73	BALTIMORE	
3. 43 points	43-0	10/19/75	at N.Y. Jets	
4. 42 points	42-0	9/10/78	at Baltimore	
42 points	45-3	11/24/86	N.Y. JETS	
42 points	42-0	10/11/87	KANSAS CITY	
7. 41 points	55-14	11/24/77	at St. Louis	
8. 38 points	45-7	12/20/70	BUFFALO	
38 points	41-3	10/17/71	NEW ENGLAND	
38 points	52-14	9/3/95	N.Y. JETS	

...OF DEFEAT				
MARGIN	SCORE	DATE	OPPONENT	
1. 55 points	62-7	1/15/00	at Jacksonville*	
2. 49 points	59-10	9/8/19	BALTIMORE	
3. 45 points	48-3	9/28/68	KANSAS CITY	
4. 43 points	43-0	9/15/19	NEW ENGLAND	
5. 41 points	41-0	10/8/67	at Kansas City	
41 points	41-0	12/14/97	at Indianapolis	
7. 40 points	40-0	10/26/17	at Baltimore	
8. 35 points	35-0	11/1/70	at Baltimore	
35 points	42-7	10/13/91	at Kansas City	
35 points	38-3	1/9/99	at Denver*	

\* Playoff Game



## DOLPHINS HOME AND AWAY

(Regular Season)

YEAR	HOME	PCT.	ROAD	PCT.	OVERALL	PCT.
1966	2-5	.286	1-6	.143	3-11	.214
1967	4-3	.571	0-7	.000	4-10	.286
1968	1-5-1	.214	4-3	.571	5-8-1	.393
1969	2-4-1*	.357	1-6*	.143	3-10-1	.250
1970	6-1	.857	4-3	.571	10-4	.714
1971	6-1	.857	4-2-1	.643	10-3-1	.750
1972	7-0	1.000	7-0	1.000	14-0	1.000
1973	7-0	1.000	5-2	.714	12-2	.857
1974	7-0	1.000	4-3	.571	11-3	.786
1975	5-2	.714	5-2	.714	10-4	.714
1976	3-4	.429	3-4	.429	6-8	.429
1977	6-1	.857	4-3	.571	10-4	.714
1978	7-1	.875	4-4	.500	11-5	.688
1979	6-2	.750	4-4	.500	10-6	.625
1980	5-3	.625	3-5	.375	8-8	.500
1981	6-1-1	.813	5-3	.625	11-4-1	.719
1982	4-0	1.000	3-2	.600	7-2	.778
1983	7-1	.875	5-3	.625	12-4	.750
1984	7-1	.875	7-1	.875	14-2	.875
1985	8-0	1.000	4-4	.500	12-4	.750
1986	4-4	.500	4-4	.500	8-8	.500
1987	4-3	.571	4-4	.500	8-7	.533
1988	4-4	.500	2-6	.250	6-10	.375
1989	4-4	.500	4-4	.500	8-8	.500
1990	7-1	.875	5-3	.625	12-4	.750
1991	5-3	.625	3-5	.375	8-8	.500
1992	6-2	.750	5-3	.625	11-5	.688
1993	4-4	.500	5-3	.625	9-7	.563
1994	6-2	.750	4-4	.500	10-6	.625
1995	5-3	.625	4-4	.500	9-7	.563
1996	4-4	.500	4-4	.500	8-8	.500
1997	6-2	.750	3-5	.375	9-7	.563
1998	7-1	.875	3-5	.375	10-6	.625
1999	5-3	.625	4-4	.500	9-7	.563
2000	5-3	.625	6-2	.750	11-5	.688
2001	7-1	.875	4-4	.500	11-5	.688
2002	7-1	.875	2-6	.250	9-7	.563
2003	4-4	.500	6-2	.750	10-6	.625
2004	3-5	.375	1-7	.125	4-12	.250
2005	5-3	.625	4-4	.500	9-7	.563
2006	4-4	.500	2-6	.250	6-10	.375
2007	1-7#	.125	0-8	.000	1-15	.063
2008	5-3	.625	6-2	.750	11-5	.688
2009	4-4	.500	3-5	.375	7-9	.438
2010	1-7	.125	6-2	.750	7-9	.438
2011	4-4	.500	2-6	.250	6-10	.375
2012	5-3	.625	2-6	.250	7-9	.438
2013	4-4	.500	4-4	.500	8-8	.500
2014	4-4	.500	4-4@	.500	8-8	.500
2015	3-5^	.375	3-5	.375	6-10	.375
2016	6-2	.750	4-4	.500	10-6	.625
2017	4-4&	.500	2-6	.250	6-10	.375
2018	6-2	.750	1-7	.125	7-9	.438
2019	3-5	.375	2-6	.250	5-11	.313
<b>TOTALS</b>	<b>262-150-3</b>	<b>.635</b>	<b>195-221-1</b>	<b>.469</b>	<b>457-371-4</b>	<b>.552</b>

\* Includes 38-23 loss to Boston at Tampa. # Includes 13-10 loss to N.Y. Giants at London, England. @ Includes 38-14 win over Oakland at London, England. ^ Includes 27-14 loss to N.Y. Jets at London, England. & Includes 20-0 loss to New Orleans at London, England.





## DOLPHINS MONTH BY MONTH

(Regular Season)

YEAR	SEPTEMBER	OCTOBER	NOVEMBER	DECEMBER	JANUARY	RECORD
1966	0-3	2-2	0-4	1-2	0-0	3-11
1967	1-1	0-4	1-3	2-2	0-0	4-10
1968	0-3	2-1-1	2-2	1-2	0-0	5-8-1
1969	0-3	1-2-1	1-4	1-1	0-0	3-10-1
1970	1-1	3-1	3-2	3-0	0-0	10-4
1971	1-0-1	4-1	4-0	1-2	0-0	10-3-1
1972	2-0	5-0	4-0	3-0	0-0	14-0
1973	2-1	4-0	4-0	2-1	0-0	12-2
1974	2-1	3-1	3-1	3-0	0-0	11-3
1975	1-1	4-0	2-2	3-1	0-0	10-4
1976	2-1	2-3	1-3	1-1	0-0	6-8
1977	2-0	3-2	3-1	2-1	0-0	10-4
1978	2-2	4-1	2-2	3-0	0-0	11-5
1979	4-1	2-2	3-2	1-1	0-0	10-6
1980	3-1	1-3	2-3	2-1	0-0	8-8
1981	4-0	1-2-1	3-2	3-0	0-0	11-4-1
1982	2-0	0-0	1-1	3-1	1-0	7-2
1983	3-1	3-2	3-1	3-0	0-0	12-4
1984	5-0	4-0	3-1	2-1	0-0	14-2
1985	3-1	2-2	3-1	4-0	0-0	12-4
1986	1-3	2-2	3-2	2-1	0-0	8-8
1987	1-1	1-3	3-2	3-1	0-0	8-7
1988	1-3	4-1	0-4	1-2	0-0	6-10
1989	1-2	3-2	3-1	1-3	0-0	8-8
1990	3-1	3-0	3-1	3-2	0-0	12-4
1991	2-3	1-2	3-1	2-2	0-0	8-8
1992	3-0	3-1	2-3	3-1	0-0	11-5
1993	2-1	4-0	3-1	0-4	0-1	9-7
1994	3-1	3-1	2-2	2-2	0-0	10-6
1995	3-0	2-3	1-3	3-1	0-0	9-7
1996	3-1	1-3	2-2	2-2	0-0	8-8
1997	2-2*	3-1	3-2	1-2	0-0	9-7
1998	3-0	2-2	3-2	2-2	0-0	10-6
1999	2-0	4-1	2-2	1-3	0-1	9-7
2000	3-1	3-1	3-1	2-2	0-0	11-5
2001	2-1	2-1	3-1	3-2	1-0	11-5
2002	3-1	2-1	2-2	2-3	0-0	9-7
2003	2-1	3-1	3-2	2-2	0-0	10-6
2004	0-3	1-3	1-3	2-2	0-1	4-12
2005	2-1	1-3	1-3	4-0	1-0	9-7
2006	1-2	0-4	4-0	1-4	0-0	6-10
2007	0-4	0-4	0-3	1-4	0-0	1-15
2008	1-2	2-2	4-1	4-0	0-0	11-5
2009	0-3	2-1	3-2	2-2	0-1	7-9
2010	2-1	2-2	2-2	1-3	0-1	7-9
2011	0-3	0-4	3-1	2-2	1-0	6-10
2012	1-3	3-0	1-3	2-3	0-0	7-9
2013	3-1	1-3	1-2	3-2	0-0	8-8
2014	2-2	2-1	2-2	2-3	0-0	8-8
2015	1-2	2-2	1-3	1-3	1-0	6-10
2016	1-3	2-1	4-0	3-1	0-1	10-6
2017	1-1	3-2	0-4	2-3	0-0	6-10
2018	3-1	1-3	1-2	2-3	0-0	7-9
2019	0-4	0-3	2-2	3-2	0-0	5-11
<b>TOTALS</b>	<b>98-79-1</b>	<b>118-93-3</b>	<b>122-102</b>	<b>114-91</b>	<b>5-6</b>	<b>457-371-4</b>

\* includes August 31, 1997, 16-10 win over Indianapolis



## PRIME TIME DOLPHINS

YEAR	DATE	OPPONENT	SCORE	W/L	NETWORK	ATTENDANCE
1970	Mon., Nov. 30	at Atlanta	20-7	W	ABC	53,303
1971	Mon., Nov. 29	CHICAGO	34-3	W	ABC	73,071
1972	Mon., Nov. 27	ST. LOUIS	31-10	W	ABC	78,190
1973	Mon., Oct. 15	at Cleveland	17-9	W	ABC	72,070
1973	Mon., Dec. 3	PITTSBURGH	30-26	W	ABC	68,901
1974	Mon., Oct. 7	N.Y. JETS	21-17	W	ABC	61,527
1974	Mon., Dec. 2	CINCINNATI	24-3	W	ABC	71,962
1975	Mon., Sept. 22	OAKLAND	21-31	L	ABC	78,744
1975	Mon., Dec. 1	NEW ENGLAND	20-7	W	ABC	61,963
1976	Mon., Sept. 13	at Buffalo	30-21	W	ABC	77,683
1976	Mon., Nov. 22	BALTIMORE	16-17	L	ABC	62,104
1977	Mon., Dec. 5	BALTIMORE	17-6	W	ABC	68,977
1978	Mon., Oct. 9	CINCINNATI	21-0	W	ABC	54,729
1978	Mon., Nov. 20	at Houston	30-35	L	ABC	50,290
1978	Mon., Dec. 18	NEW ENGLAND	23-3	W	ABC	72,071
1979	Mon., Oct. 8	at Oakland	3-13	L	ABC	52,419
1979	Mon., Nov. 5	HOUSTON	6-9	L	ABC	70,273
1979	Thur., Nov. 29	NEW ENGLAND	39-24	W	ABC	69,174
1980	Mon., Oct. 27	at N.Y. Jets	14-17	L	ABC	53,046
1980	Thur., Nov. 20	SAN DIEGO	24-27	L (OT)	ABC	63,013
1980	Mon., Dec. 8	NEW ENGLAND	16-13	W (OT)	ABC	63,292
1981	Thur., Sept. 10	PITTSBURGH	30-10	W	ABC	74,190
1981	Mon., Oct. 12	at Buffalo	21-31	L	ABC	78,576
1981	Mon., Nov. 30	PHILADELPHIA	13-10	W	ABC	67,797
1982	Mon., Nov. 29	at Tampa Bay	17-23	L	ABC	54,854
1982	Mon., Dec. 27	BUFFALO	27-10	W	ABC	73,924
1983	Mon., Sept. 19	at L.A. Raiders	14-27	L	ABC	57,796
1983	Mon., Nov. 28	CINCINNATI	38-14	W	ABC	74,506
1983	Fri., Dec. 16	N.Y. JETS	34-14	W	ABC	59,975
1984	Mon., Sept. 17	at Buffalo	21-17	W	ABC	65,455
1984	Mon., Nov. 26	N.Y. JETS	28-17	W	ABC	74,884
1984	Mon., Dec. 17	DALLAS	28-21	W	ABC	74,139
1985	Mon., Oct. 14	at N.Y. Jets	7-23	L	ABC	73,807
1985	Mon., Dec. 2	CHICAGO	38-24	W	ABC	75,594
1985	Mon., Dec. 16	NEW ENGLAND	30-27	W	ABC	69,489
1986	Mon., Nov. 10	at Cleveland	16-26	L	ABC	77,949
1986	Mon., Nov. 24	N.Y. JETS	45-3	W	ABC	70,206
1986	Mon., Dec. 22	NEW ENGLAND	27-34	L	ABC	74,516
1987	Sun., Nov. 22	at Dallas	20-14	W	ESPN	56,519
1987	Mon., Dec. 7	N.Y. JETS	37-28	W	ABC	62,592
1987	Sun., Dec. 20	WASHINGTON	23-21	W	ESPN	65,715
1987	Mon., Dec. 28	NEW ENGLAND	10-24	L	ABC	61,192
1988	Mon., Nov. 14	BUFFALO	6-31	L	ABC	67,091
1988	Sun., Nov. 20	NEW ENGLAND	3-6	L	ESPN	53,526
1988	Mon., Dec. 12	CLEVELAND	38-31	W	ABC	61,884
1989	Sun., Dec. 10	NEW ENGLAND	31-10	W	ESPN	55,918
1990	Thur., Oct. 18	NEW ENGLAND	17-10	W	TNT	62,630
1990	Mon., Nov. 19	L.A. RAIDERS	10-13	L	ABC	70,553
1990	Sun., Dec. 9	PHILADELPHIA	23-20	W (OT)	ESPN	67,034
1991	Sun., Nov. 10	NEW ENGLAND	30-20	W	ESPN	56,065
1991	Mon., Nov. 18	BUFFALO	27-41	L	ABC	71,062
1991	Mon., Dec. 9	CINCINNATI	37-13	W	ABC	60,616
1992	Mon., Sept 14	at Cleveland	27-23	W	ABC	74,765
1992	Mon., Nov. 16	BUFFALO	20-26	L	ABC	70,629
1992	Mon., Dec. 14	L.A. RAIDERS	20-7	W	ABC	67,098
1992	Sun., Dec. 20	N.Y. JETS	19-17	W	ESPN	68,275
1993	Mon., Oct. 4	WASHINGTON	17-10	W	ABC	68,568
1993	Sun., Oct. 24	INDIANAPOLIS	41-27	W	TNT	57,301
1993	Mon., Dec 13	PITTSBURGH	20-21	L	ABC	70,232
1993	Mon., Dec. 27	at San Diego	20-45	L	ABC	60,311
1994	Sun., Oct. 2	at Cincinnati	23-7	W	TNT	55,056
1994	Sun., Dec. 4	BUFFALO	31-42	L	ESPN	69,358
1994	Mon., Dec. 12	KANSAS CITY	45-28	W	ABC	71,578



## PRIME TIME DOLPHINS

YEAR	DATE	OPPONENT	SCORE	W/L	NETWORK	ATTENDANCE
1994	Sun., Dec. 25	DETROIT	27-20	W	ESPN	70,980
1995	Mon., Sept. 18	PITTSBURGH	23-10	W	ABC	72,874
1995	Sun., Nov. 5	at San Diego	24-14	W	ESPN	61,996
1995	Mon., Nov. 20	SAN FRANCISCO	20-44	L	ABC	73,080
1995	Mon., Dec. 11	KANSAS CITY	13-6	W	ABC	70,321
1996	Sun., Sept. 8	at Arizona	38-10	W	TNT	55,444
1996	Mon., Sept. 23	at Indianapolis	6-10	L	ABC	60,891
1996	Mon., Nov. 25	PITTSBURGH	17-24	L	ABC	73,489
1996	Mon., Dec. 16	BUFFALO	16-14	W	ABC	67,016
1997	Sun., Sept. 21	at Tampa Bay	21-31	L	TNT	73,314
1997	Mon., Oct. 27	CHICAGO*	33-36	L (OT)	ABC	73,156
1997	Mon., Nov. 17	BUFFALO	30-13	W	ABC	74,155
1997	Sun., Dec. 7	DETROIT	33-30	W	ESPN	72,266
1997	Mon., Dec. 22	NEW ENGLAND	12-14	L	ABC	74,379
1998	Mon., Oct. 12	at Jacksonville	21-28	L	ABC	74,051
1998	Mon., Nov. 23	at New England	23-26	L	ABC	58,729
1998	Sun., Dec. 13	N.Y. JETS	16-21	L	ESPN	74,369
1998	Mon., Dec. 21	DENVER	31-21	W	ABC	74,363
1999	Mon., Sept. 13	at Denver	38-21	W	ABC	75,623
1999	Mon., Oct. 4	BUFFALO	18-23	L	ABC	74,073
1999	Sun., Nov. 7	TENNESSEE	17-0	W	ESPN	74,109
1999	Mon., Dec. 27	N.Y. JETS	31-38	L	ABC	74,230
2000	Sun., Sept. 17	BALTIMORE	19-6	W	ESPN	73,464
2000	Mon., Oct. 23	at N.Y. Jets	37-40	L (OT)	ABC	78,389
2001	Sun., Sept. 9	at Tennessee	31-23	W	ESPN	68,798
2001	Mon., Dec. 10	INDIANAPOLIS	41-6	W	ABC	73,858
2002	Sun., Oct. 13	at Denver	24-22	W	ESPN	75,941
2002	Mon., Nov. 4	at Green Bay	10-24	L	ABC	63,284
2002	Sun., Nov. 10	at N.Y. Jets	10-13	L	ESPN	78,920
2002	Mon., Dec. 9	CHICAGO	27-9	W	ABC	73,609
2003	Sun., Sept. 21	BUFFALO	17-7	W	ESPN	73,458
2003	Mon., Oct. 27	at San Diego#	26-10	W	ABC	73,014
2003	Sun., Nov. 23	WASHINGTON	24-23	W	ESPN	73,578
2003	Mon., Dec. 15	PHILADELPHIA	27-34	L	ABC	73,780
2004	Sun., Sept. 19	at Cincinnati	13-16	L	ESPN	65,705
2004	Sun., Sept. 26	PITTSBURGH@	3-13	L	CBS	72,225
2004	Mon., Nov. 1	at N.Y. Jets	14-41	L	ABC	78,216
2004	Mon., Dec. 20	NEW ENGLAND	29-28	W	ABC	73,629
2004	Sun., Dec. 26	CLEVELAND	10-7	W	ESPN	73,169
2005	Fri., Oct. 21	KANSAS CITY%	20-30	L	CBS	68,350
2006	Thur., Sept. 7	at Pittsburgh	17-28	L	NBC	64,927
2006	Mon., Dec. 25	N.Y. JETS	10-13	L	ESPN	73,500
2007	Mon., Nov. 26	at Pittsburgh	0-3	L	ESPN	57,704
2009	Mon., Sept. 21	INDIANAPOLIS	23-27	L	ESPN	66,227
2009	Mon., Oct. 12	N.Y. JETS	31-27	W	ESPN	69,767
2009	Thur., Nov. 19	at Carolina	24-17	W	NFLN	73,475
2010	Sun., Sept. 26	N.Y. JETS	23-31	L	NBC	70,481
2010	Mon., Oct. 4	NEW ENGLAND	14-41	L	ESPN	69,090
2010	Thur., Nov. 18	CHICAGO	0-16	L	NFLN	68,752
2011	Mon., Sept. 12	NEW ENGLAND	24-38	L	ESPN	66,860
2011	Mon., Oct. 17	at N.Y. Jets	6-24	L	ESPN	78,912
2012	Thurs., Nov. 11	at Buffalo	14-19	L	NFLN	69,118
2013	Mon., Sept. 30	at New Orleans	17-38	L	ESPN	73,118
2013	Thur., Oct. 31	Cincinnati	22-20	W (OT)	NFLN	52,388
2013	Mon. Nov. 11	at Tampa Bay	19-22	L	ESPN	64,448
2014	Thurs., Nov. 13	BUFFALO	22-9	W	NFLN	71,573
2014	Mon., Dec. 1	at N.Y. Jets	16-13	W	ESPN	78,160
2015	Thur., Oct. 29	at New England	7-36	L	NFLN	66,829
2015	Mon., Dec. 14	N.Y. Giants	24-31	L	ESPN	65,408
2016	Thur., Sept. 29	at Cincinnati	7-22	L	NFLN	60,834
2016	Sat., Dec. 17	at N.Y. Jets	34-13	W	NFLN	78,160
2017	Thur., Oct. 26	at Baltimore	0-40	L	CBS/NFLN/ Amazon	70,408
2017	Sun., Nov. 5	OAKLAND	24-27	L	NBC	65,139



YEAR	DATE	OPPONENT	SCORE	W/L	NETWORK	ATTENDANCE
2017	Mon., Nov. 13	at Carolina	21-45	L	ESPN	72,790
2017	Mon., Dec. 11	NEW ENGLAND	27-20	W	ESPN	65,548
2018	Thur., Oct. 25	at Houston	23-42	L	FOX/NFLN/ Amazon	71,726
2019	Mon., Oct. 28	at Pittsburgh	14-27	L	ESPN	59,244

**TOTALS: 42-43 Monday Night (34-22 home, 8-21 road); 27-18 Other (19-9 home, 8-9 road)**

\* Game originally scheduled for Sun., Oct. 26 postponed to Mon., Oct. 27 due to Game 7 of World Series.

# Game played at Sun Devil Stadium in Tempe, Ariz. due to California wildfires.

@ Game originally scheduled to start at 1:00 p.m. but moved back to 8:30 p.m. because of Hurricane Jeanne.

% Game originally scheduled for Sunday, October 23 at 1:00 p.m. but moved up to Friday, October 21 at 7:00 p.m. because of the impending arrival of Hurricane Wilma.

## DOLPHINS' 10 LARGEST CROWDS

(Regular Season and Postseason games only)

1966-96 = actual attendance

1997-2018 = paid attendance

### HOME (Modernized Hard Rock Stadium, 2015-19)@

ATTENDANCE	DATE	OPPONENT	RESULT	W/L
1. 66,163	1/1/17	New England	14-35	L
2. 66,087	12/9/18	New England	34-33	W
3. 65,856	11/27/16	San Francisco	31-24	W
4. 65,798	12/23/18	Jacksonville	7-17	L
5. 65,791	10/14/18	Chicago	31-28 (OT)	W
6. 65,750	12/11/16	Arizona	26-23	W
7. 65,722	11/6/16	N.Y. Jets	27-23	W
8. 65,667	9/23/18	Oakland	28-20	W
9. 65,658	10/23/16	Buffalo	28-25	W
10. 65,571	12/31/17	Buffalo	16-22	L

### HOME (Hard Rock Stadium, 1987-14)@

ATTENDANCE	DATE	OPPONENT	RESULT	W/L
1. 75,283	10/27/96	Dallas	10-29	L
2. 74,379	12/22/97	New England	12-14	L
3. 74,369	12/13/98	N.Y. Jets	16-21	L
4. 74,363	12/21/98	Denver	31-21	W
5. 74,320	11/19/00	N.Y. Jets	3-20	L
6. 74,307	12/10/00	Tampa Bay	13-16	L
7. 74,295	11/21/99	New England	27-17	W
8. 74,259	11/18/01	N.Y. Jets	0-24	L
9. 74,240	1/4/09	*Baltimore	9-27	L
10. 74,230	12/27/99	N.Y. Jets	31-38	L

### HOME (Orange Bowl, 1966-86)

ATTENDANCE	DATE	OPPONENT	RESULT	W/L
1. 78,939	1/2/72	*Baltimore	21-0	W
2. 78,914	11/19/72	N.Y. Jets	28-24	W
3. 78,744	9/22/75	Oakland	21-31	L
4. 78,196	12/24/72	*Cleveland	20-14	W
5. 77,596	10/15/72	San Diego	24-10	W
6. 76,801	11/27/72	St. Louis	31-10	W
7. 76,696	12/16/72	Baltimore	16-0	W
8. 76,029	1/6/85	*Pittsburgh	45-28	W
9. 75,770	12/23/73	*Cincinnati	34-16	W
10. 75,594	12/2/85	Chicago	38-24	W



ROAD				
ATTENDANCE	DATE	OPPONENT	RESULT	W/L
1. 103,667	1/30/83	**Washington (at Pasadena)	17-27	L
2. 90,163	9/9/07	Washington	13-16 (OT)	L
3. 90,127	9/22/19	Dallas	6-31	L
4. 87,418	11/24/11	Dallas	19-20	L
5. 85,462	1/14/73	**Washington (at L.A.)	14-7	W
6. 84,059	1/20/85	**San Francisco (at Stanford)	16-38	L
7. 83,483	11/20/16	Los Angeles	14-10	W
8. 83,436	9/28/14	Oakland (at London, Eng.)	38-14	W
9. 80,591	1/16/72	**Dallas (at New Orleans)	3-24	L
10. 80,374	11/18/79	Cleveland	24-30	L

<sup>\*</sup> Playoff Game    <sup>\*</sup>Super Bowl

@ 81,176 saw the Dolphins and Giants play on October 28, 2007 at London's Wembley Stadium, which was designated as a Dolphins home game. 83,986 saw the Dolphins and Jets play on October 4, 2015 at London's Wembley Stadium, which was designated as a Dolphins home game. 84,423 saw the Dolphins and Saints play on October 1, 2017 at London's Wembley Stadium, which was designated as a Dolphins home game.

NOTE: The largest attendance for a Dolphins game was 104,629 for a preseason game against Denver in Mexico City on Aug. 4, 1997.

## DOLPHINS' COLDEST/WARMEST GAMES

COLDEST GAMES				
DATE	TEAM	W/L	SCORE	CONDITIONS
12/21/08	at Kansas City	W	38-31	10°, sunny
12/11/77	at New England	L	10-14	14°, clear
1/8/17	*at Pittsburgh	L	12-30	17°, partly cloudy
12/12/82	at New England	L	0-3	22°, snowy
12/17/17	at Buffalo	L	16-24	22°, mostly cloudy
12/8/85	at Green Bay	W	34-24	23°, cloudy
12/18/88	at Pittsburgh	L	24-40	23°, overcast, light snow
12/3/89	at Kansas City	L	21-26	23°, clear
12/27/92	at New England (OT)	W	16-13	23°, clear
12/24/17	at Kansas City	L	13-29	23°, cloudy

<sup>\*</sup> Playoff Game


NOTE: Coldest game in Miami was 12/24/89 vs. Kansas City (27-24 win by Chiefs): 40° and clear.

WARMEST GAMES				
DATE	TEAM	W/L	SCORE	CONDITIONS
9/8/96	at Arizona	W	38-10	101°, night and dry
10/9/88	at L.A. Raiders	W	24-14	96°, clear and dry
9/3/95	N.Y. JETS	W	52-14	94°, mostly sunny
10/9/66	at Oakland	L	10-21	93°, sunny
8/19/83	**at Washington	W	38-7	93°, fair and muggy
9/1/96	NEW ENGLAND	W	24-10	93°, mostly sunny
9/17/72	at Kansas City	W	20-10	91°, sunny
9/24/89	N.Y. JETS	L	33-40	91°, partly sunny
9/18/95	PITTSBURGH	W	23-10	91°, partly cloudy
9/8/19	BALTIMORE	L	10-59	91°, mostly cloudy
9/28/80	NEW ORLEANS	W	21-16	90°, partly cloudy
9/4/83	at Buffalo	W	12-0	90°, sunny
9/14/86	INDIANAPOLIS	W	30-10	90°, sunny
8/17/17	**BALTIMORE	L	7-31	90°, partly cloudy
9/23/18	OAKLAND	W	28-20	90°, partly cloudy

<sup>\*\*</sup> Preseason Game




## DOLPHINS IN THE HALL OF FAME



**DON SHULA**  
Coach • Inducted: 1997



**NICK BUONICONTI**  
#85 • LB • Inducted: 2001




**LARRY CSONKA**  
#39 • FB • Inducted: 1987



**BOB GRIESE**  
#12 • QB • Inducted: 1990



**JIM LANGER**  
#62 • C • Inducted: 1987




**LARRY LITTLE**  
#66 • G • Inducted: 1993



**DAN MARINO**  
#13 • QB • Inducted: 2005



**DWIGHT STEPHENSON**  
#57 • C • Inducted: 1998



**JASON TAYLOR**  
#99 • DE • Inducted: 2017



**PAUL WARFIELD**  
#42 • WR • Inducted: 1983

## OTHER DOLPHINS HALL OF FAMERS



**BOBBY BEATHARD**  
Coach/Exec • Inducted: 2018



**CRIS CARTER**  
WR • Inducted: 2013



**JIMMY JOHNSON**  
Coach/Exec • Inducted: 2020



**BILL PARCELLS**  
Coach/Exec • Inducted: 2013



**JUNIOR SEAU**  
LB • Inducted: 2015



**THURMAN THOMAS**  
RB • Inducted: 2007



**GEORGE YOUNG**  
Coach/Exec • Inducted: 2020

## DOLPHINS RETIRED JERSEYS

12

BOB GRIESE

13

DAN MARINO

39

LARRY CSONKA