

2020



NEW ENGLAND PATRIOTS **GAME RELEASE**



NEW ENGLAND PATRIOTS AT LOS ANGELES CHARGERS

REGULAR SEASON WEEK 13



NEW ENGLAND PATRIOTS

GAME RELEASE

REGULAR SEASON WEEK 13

NEW ENGLAND PATRIOTS AT LOS ANGELES CHARGERS



TABLE OF CONTENTS

TEAM INFORMATION

Game Summary	3
Broadcast Information.....	3
Media Schedule	3
2020 Patriots Schedule.....	3
2020 AFC East Standings.....	3
2020 Regular Season Statistics	4
2020 Player Participation	6
2020 Game-By-Game Starters & Inactives	7
Rosters & Depth Chart.....	8
Matchup Notes	15
What to Look for This Week	17
Week 12 Recap	19
Projected Contributors	21

INDIVIDUAL AND TEAM NOTES

Robert Kraft	24
2020 Points of Interest.....	27
Patriots Team Notes	28
Home Dominance	34
Inside the Numbers	35
Bill Belichick	36
Patriots Offensive Notes	40
Patriots Defensive Notes.....	48
Patriots Playoff Notes.....	52
Patriots Reference Notes	56
Patriots Football Network	58



NEW ENGLAND PATRIOTS

GAME RELEASE

REGULAR SEASON WEEK 13

NEW ENGLAND PATRIOTS AT LOS ANGELES CHARGERS



MEDIA SCHEDULE

ALL TIMES ARE APPROXIMATE

WEDNESDAY, DECEMBER 2

8:45 a.m. Patriots head coach Bill Belichick video conference
12:35 p.m. Media access at practice
4:30 p.m. Patriots player availability via video conference

THURSDAY, DECEMBER 3

8:45 a.m. Patriots head coach Bill Belichick video conference
12:35 p.m. Media access at practice
4:30 p.m. Patriots player availability via video conference

FRIDAY, DECEMBER 4

TBD Media access at practice
TBD Patriots player availability via video conference
Team Travel to Los Angeles

SATURDAY, DECEMBER 5

No Media Availability

SUNDAY, DECEMBER 6

4:25 p.m. - Patriots at L.A. Chargers

2020 PATRIOTS SCHEDULE

REGULAR SEASON (5-6)

Sun., Sept. 13		Miami	21-11	W
Sun., Sept. 20	at	Seattle	30-35	L
Sun., Sept. 27		Las Vegas	36-20	W
Mon., Oct. 5	at	Kansas City	10-26	L
Sun., Oct. 11		Bye Week		
Sun., Oct. 18		Denver	12-18	L
Sun., Oct. 25		San Francisco	6-33	L
Sun., Nov. 1	at	Buffalo	21-24	L
Mon., Nov. 9	at	N.Y. Jets	30-27	W
Sun., Nov. 15		Baltimore	23-17	W
Sun., Nov. 22	at	Houston	20-27	L
Sun., Nov. 29		Arizona	20-17	W
Sun., Dec. 6	at	L.A. Chargers	4:25 p.m.	CBS
Thurs., Dec. 10	at	L.A. Rams	8:20 p.m.	FOX/NFLN
Sun., Dec. 20	at	Miami	1:00 p.m.	CBS*
Mon., Dec. 28		Buffalo	8:15 p.m.	ESPN
Sun., Jan. 3		N.Y. Jets	1:00 p.m.	CBS*

*Game time and network subject to change

2020 AFC EAST FINAL STANDINGS

TEAM	W	L	T	PCT.	PF	PA
Buffalo Bills	8	3	0	.727	299	282
Miami Dolphins	7	4	0	.636	284	205
NEW ENGLAND	5	6	0	.455	229	255
New York Jets	0	11	0	.000	152	322

GAME SUMMARY

NEW ENGLAND PATRIOTS (5-6) AT LOS ANGELES CHARGERS (3-8)

Sunday, December 6, 2020 • SoFi Stadium • 4:25 p.m. ET

The New England Patriots will attempt to get back to .500 this week when they begin a two-game stint in Los Angeles and a three-game road trip overall. After facing the Chargers on Sunday, the Patriots will stay on the West Coast to prepare for a Thursday Night Football game against the Rams. The Patriots will then play their final regular season road game at Miami in Week 15 before returning home for the final two weeks of the season.

BROADCAST INFORMATION

TELEVISION: This week's game will be broadcast by **CBS** and can be seen locally on **WBZ-TV Channel 4**. **Kevin Harlan** will handle play-by-play duties with **Trent Green** as the color analyst. **Melanie Collins** will work from the sidelines. The game will be produced by **Ken Mack** and directed by **Suzanne Smith**.

NATIONAL RADIO: Sunday's game will be broadcast to a national audience on **Sports USA**. **Larry Kahn** will call the game with **Hank Bauer** providing analysis.

LOCAL RADIO: **98.5 The Sports Hub** is the flagship station for the **Patriots Radio Network**. A complete listing of the network's 35 stations can be found on page 57 this press release. Play-by-play broadcaster **Bob Socci** will call the action along with former Patriots quarterback **Scott Zolak**, who will provide color analysis. The games are produced by **Marc Cappello**.

BETTER THAN AVERAGE

New England Patriots running back Damien Harris is averaging 5.1-yards per carry (110 rushing attempts for 561 yards) in 2020. Four Patriots have finished with at least a 5.0-yard average (minimum 100 attempts) in a single season. If Harris holds his current pace, he will finish with the third-highest single-season rushing average in team history.

HIGHEST RUSHING AVERAGE IN A SINGLE SEASON/PATRIOTS HISTORY (MINIMUM 100 ATTEMPTS)

Player	Season	Attempts	Yards	Average
Don Calhoun	1976	129	721	5.59
Mosi Tatupu	1983	106	578	5.45
Damien Harris	2020	110	561	5.10
LeGarrette Blount	2013	153	772	5.05
Carl Garrett	1969	137	691	5.04

FOLK HERO

With his 51-yard field goal as time expired at N.Y. Jets (11/9) and the 50-yarder vs. Arizona (11/29) at the buzzer, Patriots K Nick Folk became the first kicker in NFL history to convert multiple game-winning field goals of 50-plus yards as time expired in a single season in NFL history. Folk also converted a 53-yard game-winner as time expired during his rookie season with Dallas in 2007. He is the only kicker in NFL history with three career game-winning field goals from 50-plus yards at the buzzer.

WEEK 13 HIGHLIGHTS

PAGE 15: New England Patriots at Los Angeles Chargers matchup notes

PAGE 17: What to look for in this week's game

PAGE 21: Projected Contributors

PAGE 28: Patriots 2020 team notes

MEDIA CONTACTS

Stacey James, Vice President of Media Relations, staceyj@patriots.com, 508-326-6868

Aaron Salkin, Director of Media Relations, aarons@patriots.com, 508-326-6870

Michael Jurovaty, Asst. Director of Media Relations, mjurovaty@patriots.com, 508-326-6187

Anne Noland, Communications Strategist, annen@patriots.com, 508-431-7773



2020 REGULAR SEASON OFFENSIVE STATISTICS

WON 5, LOST 6

09/13 W 21-11	Miami
09/20 L 30-35	at Seattle
09/27 W 36-20	Las Vegas
10/05 L 10-26	at Kansas City
10/18 L 12-18	Denver
10/25 L 6-33	San Francisco
11/01 L 21-24	at Buffalo
11/09 W 30-27	at N.Y. Jets
11/15 W 23-17	Baltimore
11/22 L 20-27	at Houston
11/29 W 20-17	Arizona
12/06	at L.A. Chargers
12/10	at L.A. Rams
12/20	at Miami
12/28	Buffalo
01/03	N.Y. Jets

N.E. Opp.

TOTAL FIRST DOWNS	248	227
Rushing	105	84
Passing	120	126
Penalty	23	17
3rd Down: Made/Att	55/126	51/120
3rd Down Pct.	43.7	42.5
4th Down: Made/Att	8/12	1/4
4th Down Pct.	66.7	25.0
POSSESSION AVG.	30:12	29:48
TOTAL NET YARDS	3817	3877
Avg. Per Game	347.0	352.5
Total Plays	692	646
Avg. Per Play	5.5	6.0
NET YARDS RUSHING	1646	1356
Avg. Per Game	149.6	123.3
Total Rushes	355	315
NET YARDS PASSING	2171	2521
Avg. Per Game	197.4	229.2
Sacked/Yards Lost	21/129	15/100
Gross Yards	2300	2621
Att./Completions	316/207	316/218
Completion Pct.	65.5	69.0
Had Intercepted	13	12
PUNTS/AVERAGE	30/48.1	32/46.8
NET PUNTING AVG.	30/45.5	32/41.5
PENALTIES/YARDS	42/400	59/477
FUMBLES/BALL LOST	11/4	10/4
TOUCHDOWNS	25	28
Rushing	17	11
Passing	6	16
Returns	2	1

* SCORE BY PERIODS	Q1	Q2	Q3	Q4	OT	PTS
TEAM	21	68	65	75	0	229
OPPONENTS	56	80	58	61	0	255

* SCORING	TD-Ru	Pa-Rt	K-PAT	FG	S	PTS
Folk	0	0	0	20/22	19/21	0
Newton	9	9	0	0	0	54
Burkhead	6	3	3	0	0	36
Harris	2	2	0	0	0	12
White	2	2	0	0	0	12
Byrd	1	0	1	0	0	6
Harry	1	0	1	0	0	6
Johnson	1	0	1	0	0	6
D. McCourty	1	0	0	1	0	6
Michel	1	1	0	0	0	6
Thomas LG	1	0	1	0	0	6
Wise	1	0	0	1	0	6
Meyers	0	0	0	0	0	2
TEAM	25	17	6	2	20/22	19/21
OPPONENTS	28	11	16	1	25/27	20/22
2-Pt Conv: Meyers, TM	1-3,	OPP	1-1			

* RUSHING	No.	Yds	Avg	Long	TD
Harris	110	561	5.1	41	2
Newton	92	387	4.2	38	9
Burkhead	67	274	4.1	18	3
Michel	26	173	6.7	48	1
White	26	88	3.4	10	2
Taylor	16	70	4.4	11	0
Olszewski	5	23	4.6	12	0
Edelman	2	22	11.0	23	0
Zuber	2	21	10.5	13	0
Byrd	1	11	11.0	11	0
Hoyer	1	8	8.0	8	0
Stidham	4	6	1.5	6	0
Meyers	1	2	2.0	2	0
Harry	2	0	0.0	2	0
TEAM	355	1646	4.6	48	17
OPPONENTS	315	1356	4.3	23	11

* RECEIVING	No.	Yds	Avg	Long	TD
Meyers	36	443	12.3	33	0
Byrd	35	502	14.3	42t	1
White	34	266	7.8	34	0
Burkhead	25	192	7.7	24t	3
Harry	24	213	8.9	27	1
Edelman	21	315	15.0	49	0
Ford LG	18	184	10.2	17	0
Izzo	12	193	16.1	50	0
Johnson	7	34	4.9	12	1
Harris	3	37	12.3	14	0
Zuber	2	29	14.5	16	0
Michel	2	23	11.5	14	0
Olszewski	2	10	5.0	11	0
Newton	1	16	16.0	16	0
Moncrief LG	1	15	15.0	15	0
Moncrief TM	1	15	15.0	15	0
Keene	1	8	8.0	8	0
Taylor	1	4	4.0	4	0
Thomas LG	1	3	3.0	3t	1
TEAM	207	2300	11.1	50	6
OPPONENTS	218	2621	12.0	54t	16

* INTERCEPTIONS	No.	Yds	Avg	Long	TD
J. Jackson	6	55	9.2	30	0
D. McCourty	2	62	31.0	43t	1
Phillips	2	5	2.5	5	0
Gilmore	1	15	15.0	15	0
Jones	1	0	0.0	0	0
TEAM	12	137	11.4	43t	1
OPPONENTS	13	177	13.6	51	1

* PUNTING	No.	Yds	Avg	Net	TB	In	Lg	B
Bailey	30	1444	48.1	45.5	2	16	64	0
TEAM	30	1444	48.1	45.5	2	16	64	0
OPPONENTS	32	1496	46.8	41.5	3	14	65	0

* PUNT RETURNS	Ret	FC	Yds	Avg	Long	TD
Olszewski	6	9	97	16.2	58	0
Byrd	2	5	0	0.0	0	0
Taylor	1	0	11	11.0	11	0
TEAM	9	14	108	12.0	58	0
OPPONENTS	7	12	38	5.4	20	0

* KICKOFF RETURNS	No.	Yds	Avg	Long	TD
Olszewski	17	397	23.4	33	0
Taylor	3	69	23.0	28	0
Dugger	2	47	23.5	30	0
Moncrief LG	2	75	37.5	53	0
Moncrief TM	2	75	37.5	53	0
TEAM	24	588	24.5	53	0
OPPONENTS	18	390	21.7	44	0

* FIELD GOALS	1-19	20-29	30-39	40-49	50+
Folk	0/ 0	5/ 5	5/ 5	7/ 8	2/ 3
TEAM	0/ 0	5/ 5	5/ 5	7/ 8	2/ 3
OPPONENTS	0/ 0	7/ 7	4/ 4	6/ 8	3/ 3

* PASSING	Att	Cmp	Yds	Cmp%	Yds/Att	TD	TD%	Int	Int%	Long	Sack/	Lost	Rating
Newton	266	178	1984	66.9	7.46	4	1.5	9	3.4	50	18/	104	79.8
Hoyer	24	15	130	62.5	5.42	0	0.0	1	4.2	25	2/	18	59.4
Stidham	23	11	124	47.8	5.39	1	4.3	3	13.0	30	1/	7	39.3
Edelman	2	2	38	100.0	19.00	0	0.0	0	0.0	22	0/	0	118.8
Meyers	1	1	24	100.0	24.00	1	100.0	0	0.0	24t	0/	0	158.3
TEAM	316	207	2300	65.5	7.28	6	1.9	13	4.1	50	21/	129	76.2
OPPONENTS	316	218	2621	69.0	8.29	16	5.1	12	3.8	54t	15/	100	95.2



2020 REGULAR SEASON DEFENSIVE STATISTICS

PLAYER Name	TACKLES			SACKS			INTERCEPTIONS				FUMBLES				SP. TEAMS				
	TT	UT	A	S	Yds	QH	Int	Yds	TD	PD	FF	FR	Yds	TD	TT	UT	A	FF	FR
Adrian Phillips	70	46	24	0.0	0.0	0	2	5	0	3	0	0	0	0	2	2	0	0	0
Ja'Whaun Bentley	61	35	26	1.5	11.0	3	0	0	0	2	0	0	0	0	0	0	0	0	0
Jonathan Jones	53	46	7	0.0	0.0	1	1	0	0	5	0	0	0	0	2	0	2	0	0
Devin McCourty	43	29	14	0.0	0.0	0	2	62	1	6	0	0	0	0	0	0	0	0	0
John Simon	39	24	15	2.0	13.0	4	0	0	0	3	0	0	0	0	0	0	0	0	0
Kyle Dugger	38	25	13	0.0	0.0	0	0	0	0	0	0	0	0	0	1	1	0	0	0
Jason McCourty	34	26	8	0.0	0.0	0	0	0	0	2	0	0	0	0	0	0	0	0	0
Lawrence Guy	34	23	11	1.0	7.0	6	0	0	0	0	0	1	0	0	0	0	0	0	0
Deatrich Wise Jr.	33	15	18	1.5	8.0	6	0	0	0	0	0	1	0	1	0	0	0	0	0
Chase Winovich	33	23	10	3.5	15.0	6	0	0	0	0	1	0	0	0	2	1	1	0	0
Stephon Gilmore	30	23	7	0.0	0.0	0	1	15	0	2	1	0	0	0	0	0	0	0	0
Terez Hall	27	15	12	0.0	0.0	0	0	0	0	0	0	0	0	0	0	0	0	0	0
J.C. Jackson	23	20	3	0.0	0.0	0	6	55	0	11	0	2	0	0	0	0	0	0	0
Byron Cowart	21	11	10	0.0	0.0	1	0	0	0	0	0	0	0	0	0	0	0	0	0
Adam Butler	18	10	8	1.0	9.0	4	0	0	0	1	0	0	0	0	0	0	0	0	0
Terrance Brooks	17	14	3	0.0	0.0	1	0	0	0	0	0	0	0	0	2	0	2	0	0
Shilique Calhoun	14	9	5	2.0	20.0	2	0	0	0	0	2	0	0	0	0	0	0	0	0
Anfernee Jennings	13	7	6	0.0	0.0	0	0	0	0	0	0	0	0	0	0	0	0	0	0
Brandon Copeland	10	5	5	0.0	0.0	0	0	0	0	0	0	0	0	0	2	1	1	0	0
Nick Thurman	7	5	2	0.0	0.0	0	0	0	0	0	0	0	0	0	0	0	0	0	0
Joejuan Williams	6	4	2	0.0	0.0	0	0	0	0	1	0	0	0	0	3	3	0	0	0
Tashawn Bower	5	4	1	0.0	0.0	0	0	0	0	0	0	0	0	0	0	0	0	0	0
Derek Rivers	4	1	3	1.5	10.0	4	0	0	0	0	0	0	0	0	0	0	0	0	0
Myles Bryant	4	3	1	0.0	0.0	0	0	0	0	0	0	0	0	0	0	0	0	0	0
Akeem Spence	4	2	2	0.0	0.0	0	0	0	0	0	0	0	0	0	0	0	0	0	0
Carl Davis	3	3	0	0.0	0.0	0	0	0	0	0	0	0	0	0	0	0	0	0	0
Josh Uche	3	3	0	1.0	7.0	3	0	0	0	0	0	0	0	0	0	0	0	0	0
Xavier Williams	2	1	1	0.0	0.0	0	0	0	0	0	0	0	0	0	0	0	0	0	0
Isaiah Mack	1	0	1	0.0	0.0	0	0	0	0	0	0	0	0	0	0	0	0	0	0
Gunner Olszewski	0	0	0	0.0	0.0	0	0	0	0	0	0	0	0	0	1	1	0	0	0
Jake Bailey	0	0	0	0.0	0.0	0	0	0	0	0	0	0	0	0	1	1	0	0	0
Matthew Slater	0	0	0	0.0	0.0	0	0	0	0	0	0	0	0	0	5	1	4	0	0
Justin Bethel	0	0	0	0.0	0.0	0	0	0	0	0	0	0	0	0	6	6	0	0	0
Cody Davis	0	0	0	0.0	0.0	0	0	0	0	0	0	0	0	0	6	2	4	0	0
	650	432	218	15.0	100.0	41	12	137	1	36	4	4	0	1	33	19	14	0	0

FUMBLES - LOST (11-4)				
No.	Lost	Own		O.B.
		Rec	O.B.	
Damiere Byrd	2	0	0	1
N'Keal Harry	1	1	0	1
Brian Hoyer	1	1	0	0
Ryan Izzo	1	1	0	0
J.C. Jackson	0	0	1	0
Jakob Johnson	1	0	0	0
Shaq Mason	0	0	1	0
Cam Newton	3	1	1	0
Gunner Olszewski	1	0	1	0
Mike Onwenu	0	0	1	0
James White	1	0	0	0
Isaiah Wynn	0	0	1	0
	11	4	5	2

KEY	
TT-Total Tackles	Int/Yds-Interceptions/Yards Returned
UT-Unassisted Tackles	PD-Passes Defensed
A-Assisted Tackles	FF-Forced Fumbles

BLOCKED KICKS			
	XP	FG	P
Justin Bethel	1	0	0
Totals	1	0	0



NEW ENGLAND PATRIOTS 2020 STATS PACK

PATRIOTS PARTICIPATION

	Regular Season																				
Player	GP	GS	DNP	INA	MIA	at SEA	LAV	at KC	DEN	SF	at BUF	at NYJ	BAL	at HOU	ARZ	at LAC	at LAR	at MIA	BUF	NYJ	
Andrews, David	8	8	0	0	C	C				C	C	C	C	C	C						
Asiasi, Devin	5	0	0	2	sub	sub	sub	sub	sub	X	X										
Bailey, Jake	11	0	0	0	sub	sub	sub	sub	sub	sub	sub	sub	sub	sub	sub						
Benenoch, Caleb	0	0	1	0					dnp												
Bentley, Ja'Whaun	9	9	0	2	LB	LB	LB	LB	LB	LB	LB	X	X	LB	LB						
Berry, Rashod	1	0	0	0					sub												
Bethel, Justin	11	0	0	0	sub	sub	sub	sub	sub	sub	sub	sub	sub	sub	sub						
Bower, Tashawn	4	1	1	1						sub	sub	LB	dnp	sub	X						
Brooks, Terrence	11	2	0	0	sub	sub	sub	sub	sub	sub	DB	DB	sub	sub	sub						
Bryant, Myles	4	0	0	6		X	X	X	X	X	sub	sub	sub	X	sub						
Burkhead, Rex	10	0	0	0	sub	sub	sub	sub	sub	sub	sub	sub	sub	sub							
Butler, Adam	10	2	0	1	sub	sub	sub	sub	DT	sub	sub	sub	sub	X	DT						
Byrd, Damiere	11	9	0	0	WR	sub	WR	WR	WR	sub	WR	WR	WR	WR	WR						
Calhoun, Shilique	8	0	0	0	sub	sub	sub	sub	sub	sub	sub	sub									
Cardona, Joe	11	0	0	0	sub	sub	sub	sub	sub	sub	sub	sub	sub	sub	sub						
Copeland, Brandon	6	4	0	0	LB	LB	LB	sub	sub	LB											
Cowart, Byron	9	9	0	1	DT	DT	DT	DT		DT	DT	DT	DE	DT	X						
Cunningham, Korey	6	0	2	3	X	X	X	dnp	sub	dnp	sub	sub	sub	sub	sub						
Davis, Carl	3	1	0	3					X	X	X	sub	DT	sub							
Davis, Cody	8	0	0	0	sub	sub	sub				sub	sub	sub	sub	sub						
Dugger, Kyle	9	3	0	2	sub	sub	sub	sub	sub	X	X	sub	DB	DB	DB						
Edelman, Julian	6	1	0	0	sub	sub	sub	sub	sub	WR											
Eluemunor, Jermaine	7	5	1	0	RT	RT	RT	dnp	RT				sub	sub	LT						
Ferentz, James	3	1	4	0			dnp	C			dnp	sub	sub	dnp	dnp						
Folk, Nick	11	0	0	0	sub	sub	sub	sub	sub	sub	sub	sub	sub	sub	sub						
Ford, Isaiah	0	0	1	2									dnp	X	X						
Froholdt, Hjalte	8	0	0	1	sub	sub	sub	sub	sub	sub	sub	sub	X								
Gilmore, Stephon	8	8	0	3	RCB	RCB	RCB	RCB	RCB	RCB	X	X	X	RCB	RCB						
Guy, Lawrence	10	10	0	1	DT	DT	DT	DT	DT	DT	DT	X	DT	DT	DT						
Hall, Terez	4	2	0	0									LB	LB	sub	sub					
Harris, Damien	8	8	0	0				RB	RB	RB	RB	RB	RB	RB	RB						
Harry, N'Keal	9	7	0	2	WR	WR	WR	WR	WR	WR	X	X	sub	sub	WR						
Herron, Justin	7	2	0	0	sub	sub	sub	RT	LT	sub					sub						
Hoyer, Brian	1	1	3	7	dnp	dnp	dnp	QB	X	X	X	X	X	X	X						
Izzo, Ryan	11	11	0	0	TE	TE	TE	TE	TE	TE	TE	TE	TE	TE	TE						
Jackson, J.C.	11	6	0	0	sub	sub	sub	DB	sub	sub	RCB	RCB	RCB	LCB	LCB						
Jennings, Anfernee	10	2	0	1	sub	sub	X	sub	LB	LB	sub	sub	sub	sub	sub						
Johnson, Jakob	11	8	0	0	sub	FB	FB	FB	FB	FB	sub	sub	FB	FB	FB						
Jones, Jonathan	11	6	0	0	DB	DB	DB	DB	DB	sub	DB	sub	sub	sub	sub						
Keene, Dalton	1	0	0	7	X	X	X	X	X	sub	X	X									
Mack, Isaiah	2	0	0	1									X	sub	sub						
Maluia, Cassh	7	0	1	1	X	sub	sub	sub	sub	sub	sub	dnp	sub								
Mason, Shaq	9	9	0	1	RG	RG	RG	X		RG	RG	RG	RG	RG	RG						
McCourt, Devin	11	11	0	0	S	S	S	S	S	S	S	S	S	S	S						
McCourt, Jason	11	9	0	0	LCB	LCB	LCB	LCB	LCB	LCB	LCB	LCB	LCB	sub	sub						
Meyers, Jakobi	9	4	1	1	sub	sub	sub	X	dnp	sub	WR	WR	WR	WR	sub						
Michel, Sony	4	3	0	1	RB	RB	RB							X	sub						
Moncrief, Donte	2	0	0	0										sub	sub						
Newton, Cam	10	10	0	0	QB	QB	QB		QB	QB	QB	QB	QB	QB	QB						
Olszewski, Gunner	8	2	0	0				sub	sub	sub	WR	WR	sub	sub	sub						
Onwenu, Mike	11	11	0	0	TE	TE	LG	RG	RG	RT	RT	RT	RT	RT	RT						
Phillips, Adrian	11	11	0	0	S	S	S	S	S	S	S	S	S	S	S						
Rivers, Derek	8	0	0	0	sub	sub	sub	sub		sub	sub	sub	sub								
Simon, John	11	11	0	0	DE	DE	DE	DE	DE	DE	DE	DE	DE	DE	DE						
Slater, Matthew	11	0	0	0	sub	sub	sub	sub	sub	sub	sub	sub	sub	sub	sub						
Spence, Akeem	1	0	0	0											sub						
Stidham, Jarrett	2	0	6	3	X	X	X	sub	dnp	sub	dnp	dnp	dnp	dnp	dnp						
Taylor, J.J.	3	0	2	6	sub	sub	sub	dnp	X	X	dnp	X	X	X	X						
Thomas, Jordan	2	0	0	1									X	sub	sub						
Thuney, Joe	11	11	0	0	LG	LG	C	LG	C	LG	LG	LG	LG	LG	LG						
Thurman, Nick	6	1	0	0		sub	sub		sub	sub	sub	DT									
Uche, Josh	5	0	0	2	X	X					sub	sub	sub	sub	sub						
White, James	9	0	0	2	sub	X	X	sub	sub	sub	sub	sub	sub	sub	sub						
Wilkerson, Kristian	1	0	0	0								sub									
Williams, Joejuan	11	0	0	0	sub	sub	sub	sub	sub	sub	sub	sub	sub	sub	sub						
Williams, Xavier	1	0	0	0	sub																
Winovich, Chase	11	8	0	0	DE	DE	DE	DE	DE	sub	sub	sub	LB	LB	LB						
Wise Jr., Deatrich	11	5	0	0	sub	sub	sub	sub	sub	DE	DE	DE	sub	DE	DE						
Wynn, Isaiah	10	10	0	0	LT	LT	LT	LT	LG	LT	LT	LT	LT	LT							
Zuber, Isaiah	4	0	0	0			sub	sub	sub		sub										
Totals	505	242	23	64																	

X - inactive / CAPS - starters / sub - played / dnp - did not play / PS - Practice Squad

KEY:

Not on active roster



NEW ENGLAND PATRIOTS 2020 STATS PACK

GAME-BY-GAME STARTERS

2020 OFFENSIVE STARTERS BY GAME												
Date	Opponent	WR	LT	LG	C	RG	RT	TE	WR	QB	RB	TE
09/13	Miami	N. Harry	I. Wynn	J. Thuney	D. Andrews	S. Mason	J. Eluemunor	R. Izzo	D. Byrd	C. Newton	S. Michel	M. Onwenu
09/20 at	Seattle	N. Harry	I. Wynn	J. Thuney	D. Andrews	S. Mason	J. Eluemunor	R. Izzo	J. Johnson (FB)	C. Newton	S. Michel	M. Onwenu
09/27	Las Vegas	N. Harry	I. Wynn	M. Onwenu	J. Thuney	S. Mason	J. Eluemunor	R. Izzo	D. Byrd	C. Newton	S. Michel	J. Johnson (FB)
10/05 at	Kansas City	N. Harry	I. Wynn	J. Thuney	J. Ferentz	M. Onwenu	J. Herron	R. Izzo	D. Byrd	B. Hoyer	D. Harris	J. Johnson (FB)
10/18	Denver	N. Harry	J. Herron	I. Wynn	J. Thuney	M. Onwenu	J. Eluemunor	R. Izzo	D. Byrd	C. Newton	D. Harris	J. Johnson (FB)
10/25	San Francisco	N. Harry	I. Wynn	J. Thuney	D. Andrews	S. Mason	M. Onwenu	R. Izzo	J. Edelman	C. Newton	D. Harris	J. Johnson (FB)
11/01 at	Buffalo	J. Meyers	I. Wynn	J. Thuney	D. Andrews	S. Mason	M. Onwenu	R. Izzo	D. Byrd	C. Newton	D. Harris	G. Olszewski (WR)
11/09 at	N.Y. Jets	J. Meyers	I. Wynn	J. Thuney	D. Andrews	S. Mason	M. Onwenu	R. Izzo	D. Byrd	C. Newton	D. Harris	G. Olszewski (WR)
11/15	Baltimore	J. Meyers	I. Wynn	J. Thuney	D. Andrews	S. Mason	M. Onwenu	R. Izzo	D. Byrd	C. Newton	D. Harris	J. Johnson (FB)
11/22 at	Houston	J. Meyers	I. Wynn	J. Thuney	D. Andrews	S. Mason	M. Onwenu	R. Izzo	D. Byrd	C. Newton	D. Harris	J. Johnson (FB)
11/29	Arizona	N. Harry	J. Eluemunor	J. Thuney	D. Andrews	S. Mason	M. Onwenu	R. Izzo	D. Byrd	C. Newton	D. Harris	J. Johnson (FB)
12/06 at	L.A. Chargers											
12/10 at	L.A. Rams											
12/20 at	Miami											
12/28	Buffalo											
01/03	N.Y. Jets											
2020 DEFENSIVE STARTERS BY GAME												
Date	Opponent	DE	DT	DT	DE	LB	LB	LB	LCB	RCB	S	S
09/13	Miami	J. Simon	L. Guy	B. Cowart	C. Winovich	J. Bentley	B. Copeland	J. Jones (DB)	J. McCourty	S. Gilmore	D. McCourty	A. Phillips
09/20 at	Seattle	J. Simon	L. Guy	B. Cowart	C. Winovich	J. Bentley	B. Copeland	J. Jones (DB)	J. McCourty	S. Gilmore	D. McCourty	A. Phillips
09/27	Las Vegas	J. Simon	L. Guy	B. Cowart	C. Winovich	J. Bentley	B. Copeland	J. Jones (DB)	J. McCourty	S. Gilmore	D. McCourty	A. Phillips
10/05 at	Kansas City	J. Simon	L. Guy	B. Cowart	C. Winovich	J. Bentley	J. Jackson (DB)	J. Jones (DB)	J. McCourty	S. Gilmore	D. McCourty	A. Phillips
10/18	Denver	J. Simon	L. Guy	A. Butler	C. Winovich	J. Bentley	A. Jennings	J. Jones (DB)	J. McCourty	S. Gilmore	D. McCourty	A. Phillips
10/25	San Francisco	J. Simon	L. Guy	B. Cowart	D. Wise	J. Bentley	A. Jennings	B. Copeland	J. McCourty	S. Gilmore	D. McCourty	A. Phillips
11/01 at	Buffalo	J. Simon	L. Guy	B. Cowart	D. Wise	J. Bentley	T. Brooks (DB)	J. Jones (DB)	J. McCourty	J. Jackson	D. McCourty	A. Phillips
11/09 at	N.Y. Jets	J. Simon	N. Thurman	B. Cowart	D. Wise	T. Bower	T. Hall	T. Brooks	J. McCourty	J. Jackson	D. McCourty	A. Phillips
11/15	Baltimore	J. Simon	L. Guy	Ca. Davis	B. Cowart	C. Winovich	T. Hall	K. Dugger (DB)	J. McCourty	J. Jackson	D. McCourty	A. Phillips
11/22 at	Houston	J. Simon	L. Guy	B. Cowart	D. Wise	C. Winovich	J. Bentley	K. Dugger (DB)	J. Jackson	S. Gilmore	D. McCourty	A. Phillips
11/29	Arizona	J. Simon	L. Guy	A. Butler	D. Wise	C. Winovich	J. Bentley	K. Dugger (DB)	J. Jackson	S. Gilmore	D. McCourty	A. Phillips
12/06 at	L.A. Chargers											
12/10 at	L.A. Rams											
12/20 at	Miami											
12/28	Buffalo											
01/03	N.Y. Jets											
2020 GAME-BY-GAME INACTIVES												
Date	Opponent											
09/13	Miami	QB 4 J. Stidham, TE 44 D. Keene, LB 46 C. Maluia, LB 53 J. Uche, OL 74 K. Cunningham										
09/20 at	Seattle	QB 4 J. Stidham, RB 28 J. White, DB 41 M. Bryant, TE 44 D. Keene, LB 53 J. Uche, OL 74 K. Cunningham										
09/27	Las Vegas	QB 4 J. Stidham, RB 28 J. White, DB 41 M. Bryant, TE 44 D. Keene, LB 58 A. Jennings, OL 74 K. Cunningham										
10/05 at	Kansas City	WR 16 J. Meyers, DB 41 M. Bryant, TE 44 D. Keene, OL 69 S. Mason										
10/18	Denver	QB 2 B. Hoyer, DB 41 M. Bryant, RB J. Taylor, TE D. Keene, DL C. Davis										
10/25	San Francisco	QB 2 B. Hoyer, DB 35 K. Dugger, DB 41 M. Bryant, RB J. Taylor, 86 TE D. Asiasi, 96 DL C. Davis										
11/01 at	Buffalo	QB 2 B. Hoyer, WR 15 N. Harry, CB 24 S. Gilmore, DB 35 K. Dugger, TE 44 D. Keene, TE 86 D. Asiasi, DL 98 C. Davis										
11/09 at	N.Y. Jets	QB 2 B. Hoyer, WR 15 N. Harry, CB 24 S. Gilmore, RB 42 J. Taylor, TE 44 D. Keene, 51 LB J. Bentley, DL 93 L. Guy										
11/15	Baltimore	QB 2 B. Hoyer, CB 24 S. Gilmore, RB 42 J. Taylor, LB 51 J. Bentley, OL 64 H. Froholdt, TE 83 J. Thomas, DT 94 I. Mack										
11/22 at	Houston	QB 2 B. Hoyer, RB 26 S. Michel, 41 DB M. Bryant, 42 RB J. Taylor, 70 DL A. Butler, 84 WR I. Ford										
11/29	Arizona	QB 2 B. Hoyer, RB 42 J. Taylor, WR 84 I. Ford, DL 96 T. Bower, DL 99 B. Cowart										
12/06 at	L.A. Chargers											
12/10 at	L.A. Rams											
12/20 at	Miami											
12/28	Buffalo											
01/03	N.Y. Jets											



2020 NEW ENGLAND PATRIOTS ROSTER

AS OF DECEMBER 1, 2020

ALPHABETICAL ROSTER

#	NAME	POS	HT	WT	BORN	YR	COLLEGE	H.S. HOMETOWN
60	Andrews, David	C	6-3	300	7/10/1992	6	Georgia	Johns Creek, Ga.
7	Bailey, Jake	P	6-2	205	6/18/1997	2	Stanford	Solana Beach, Calif.
51	Bentley, Ja'Whaun	LB	6-2	255	8/24/1996	3	Purdue	Glenarden, Md.
29	Bethel, Justin	DB	6-0	200	6/17/1990	9	Presbyterian	Blythewood, S.C.
96	Bower, Tashawn	DL	6-5	250	2/18/1995	3	Louisiana State	Kenilworth, N.J.
25	Brooks, Terrence	DB	5-11	205	3/2/1992	7	Florida State	Dunnellon, Fla.
41	Bryant, Myles	DB	5-9	185	1/2/1998	R	Washington	Pasadena, Calif.
70	Butler, Adam	DL	6-5	300	4/12/1994	4	Vanderbilt	Duncanville, Texas
10	Byrd, Damiere	WR	5-9	180	1/27/1993	5	South Carolina	Sicklerville, N.J.
49	Cardona, Joe	LS	6-3	245	4/16/1992	6	Navy	El Cajon, Calif.
99	Cowart, Byron	DL	6-3	300	5/20/1996	2	Maryland	Tampa, Fla.
74	Cunningham, Korey	OL	6-6	311	5/17/1995	3	Cincinnati	Montevallo, Ala.
22	Davis, Cody	DB	6-2	203	6/6/1989	8	Texas Tech	Stephenville, Texas
35	Dugger, Kyle	DB	6-2	220	3/22/1996	R	Lenoir-Rhyne	Decatur, Ga.
72	Eluemunor, Jermaine	OL	6-4	335	12/13/1994	4	Texas A&M	Rockaway, N.J.
66	Ferentz, James	OL	6-2	300	6/5/1989	5	Iowa	Iowa City, Iowa
6	Folk, Nick	K	6-1	222	11/5/1984	13	Arizona	Sherman Oaks, Calif.
84	Ford, Isaiah	WR	6-2	201	2/9/1996	3	Virginia Tech	Jacksonville, Fla.
24	Gilmore, Stephon	CB	6-1	202	9/19/1990	9	South Carolina	Rock Hill, S.C.
93	Guy, Lawrence	DL	6-4	315	3/17/1990	10	Arizona State	Las Vegas, Nev.
59	Hall, Terez	LB	6-2	235	11/18/1996	1	Missouri	Lithonia, Ga.
37	Harris, Damien	RB	5-11	213	2/11/1997	2	Alabama	Richmond, Ky.
15	Harry, N'Keal	WR	6-4	225	12/17/1997	2	Arizona State	Chandler, Ariz.
75	Herron, Justin	OL	6-5	305	11/27/1995	R	Wake Forest	Silver Spring, Md.
2	Hoyer, Brian	QB	6-2	216	10/13/1995	12	Michigan State	North Olmsted, Ohio
85	Izzo, Ryan	TE	6-5	255	12/21/1995	3	Florida State	Sparta, N.J.
27	Jackson, J.C.	DB	6-1	198	11/17/1995	3	Maryland	Immokalee, Fla.
58	Jennings, Anfernee	LB	6-3	259	9/1/1997	R	Alabama	Dadeville, Ala.
47	Johnson, Jakob	FB	6-3	255	12/15/1994	2	Tennessee	Stuttgart, Germany
31	Jones, Jonathan	DB	5-10	190	9/20/1993	5	Auburn	Carrollton, Ga.
94	Mack, Isaiah	DL	6-1	299	3/19/1996	2	Chattanooga	Tunnel Hill, Ga.
69	Mason, Shaq	OL	6-1	310	8/28/1993	6	Georgia Tech	Columbia, Tenn.
32	McCourty, Devin	DB	5-10	195	8/13/1987	11	Rutgers	Nyack, N.Y.
30	McCourty, Jason	CB	5-11	195	8/13/1987	12	Rutgers	Nyack, N.Y.
16	Meyers, Jakobi	WR	6-2	200	11/9/1996	2	North Carolina State	Lithonia, Ga.
26	Michel, Sony	RB	5-11	215	2/17/1995	3	Georgia	Plantation, Fla.
1	Newton, Cam	QB	6-5	245	5/11/1989	10	Auburn	College Park, Ga.
80	Olsewski, Gunner	WR	6-0	190	11/26/1996	2	Bemidji State	Alvin, Texas
71	Onwenu, Mike	OL	6-3	350	12/10/1997	R	Michigan	Detroit, Mich.
21	Phillips, Adrian	DB	5-11	210	3/28/1992	7	Texas	Garland, Texas
55	Simon, John	DE	6-2	280	10/14/1990	8	Ohio State	Youngstown, Ohio
18	Slater, Matthew	WR	6-0	205	9/9/1985	13	UCLA	Anaheim, Calif.
4	Stidham, Jarrett	QB	6-3	215	8/8/1996	2	Auburn	Stephenville, Texas
42	Taylor, J.J.	RB	5-6	185	1/4/1998	R	Arizona	Corona, Calif.
83	Thomas, Jordan	TE	6-5	277	8/2/1996	3	Mississippi State	Sumrall, Miss.
62	Thuney, Joe	OL	6-5	308	11/18/1992	5	North Carolina State	Centerville, Ohio
53	Uche, Josh	LB	6-3	245	9/18/1998	R	Michigan	Miami, Fla.
28	White, James	RB	5-10	205	2/3/1992	7	Wisconsin	FL Lauderdale, Fla.
33	Williams, Joejuan	CB	6-3	212	12/6/1997	2	Vanderbilt	Nashville, Tenn.
50	Winovich, Chase	DL	6-3	250	4/19/1995	2	Michigan	Jefferson Hills, Pa.
91	Wise Jr., Deatrich	DL	6-5	275	7/26/1994	4	Arkansas	Carrollton, Texas

NUMERICAL ROSTER

#	NAME	POS
1	Cam Newton	QB
2	Brian Hoyer	QB
4	Jarrett Stidham	QB
6	Nick Folk	K
7	Jake Bailey	P
10	Damiere Byrd	WR
15	N'Keal Harry	WR
16	Jakobi Meyers	WR
18	Matthew Slater	WR
21	Adrian Phillips	DB
22	Cody Davis	DB
24	Stephon Gilmore	CB
25	Terrence Brooks	DB
26	Sony Michel	RB
27	J.C. Jackson	DB
28	James White	RB
29	Justin Bethel	DB
30	Jason McCourty	CB
31	Jonathan Jones	DB
32	Devin McCourty	DB
33	Joejuan Williams	CB
35	Kyle Dugger	DB
37	Damien Harris	RB
41	Myles Bryant	DB
42	J.J. Taylor	RB
47	Jakob Johnson	FB
49	Joe Cardona	LS
50	Chase Winovich	DL
51	Ja'Whaun Bentley	LB
53	Josh Uche	LB
55	John Simon	DE
58	Anfernee Jennings	LB
59	Terez Hall	LB
60	David Andrews	C
62	Joe Thuney	OL
66	James Ferentz	OL
69	Shaq Mason	OL
70	Adam Butler	OL
71	Mike Onwenu	OL
72	Jermaine Eluemunor	OL
74	Korey Cunningham	OL
75	Justin Herron	OL
80	Gunner Olszewski	WR
83	Jordan Thomas	TE
84	Isaiah Ford	WR
85	Ryan Izzo	TE
91	Deatrich Wise Jr.	DL
93	Lawrence Guy	DL
94	Isaiah Mack	DL
96	Tashawn Bower	DL
99	Byron Cowart	DL

PRACTICE SQUAD

#	NAME	POS	HT	WT	BORN	YR	COLLEGE	H.S. HOMETOWN
43	Berry, Rashod	TE/DE	6-4	255	10/14/1996	R	Ohio State	Lorain, Ohio
8	Dolegala, Jake	QB	6-7	242	10/7/1996	2	Cent. Connecticut St.	Hamburg, N.Y.
	Hassell, J.T.	DB	5-11	200	8/14/1995	2	Florida Tech	Titusville, Fla.
45	Jackson Sr., Michael	CB	6-1	210	1/10/1997	2	Miami (Fla.)	Birmingham, Ala.
46	Maluia, Cassh	LB	6-0	248	10/3/1998	R	Wyoming	Compton, Calif.
14	Moncrief, Donte	WR	6-2	216	8/6/1993	7	Mississippi State	Raleigh, Miss.
97	Murray, Bill	DL	6-4	265	7/3/1997	R	William & Mary	Morristown, N.J.
48	Pinckney, Michael	LB	6-1	220	5/28/1998	R	Miami (Fla.)	Jacksonville, Fla.
46	Quessenberry, Paul	TE	6-2	251	1/8/1992	R	Navy	Carlsbad, Calif.
	Reynolds, Ross	OL	6-4	300	9/14/1995	1	Iowa	Waukegan, Iowa
5	Rohrwasser, Justin	K	6-3	230	12/7/1996	R	Marshall	Clifton Park, N.Y.
39	Ross, De'Angelo	DB	5-9	190	10/29/1996	2	New Mexico	La Puente, Calif.
52	Spence, Akeem	DL	6-1	303	11/29/1981	8	Illinois	Fort Walton Beach, Fla.
67	Steckler, Jordan	OL	6-5	305	7/16/1996	R	Northern Illinois	Two Rivers, Wis.
92	Thurman, Nick	DL	6-4	305	6/12/1995	1	Houston	Dallas, Texas
17	Wilkinson, Kristian	WR	6-1	201	1/10/1997	R	SE Missouri State	Memphis, Tenn.
19	Zuber, Isaiah	WR	6-0	190	4/15/1997	R	Mississippi State	Decatur, Ga.

PRACTICE SQUAD

#	NAME	POS
5	Justin Rohrwasser	K
8	Jake Dolegala	QB
14	Donte Moncrief	WR
17	Kristian Wilkerson	WR
19	Isaiah Zuber	WR
39	De'Angelo Ross	DB
43	Rashod Berry	TE/DE
45	Michael Jackson Sr.	CB
46	Cassh Maluia	LB
46	Paul Quessenberry	TE
48	Michael Pinckney	LB
52	Akeem Spence	DL
67	Jordan Steckler	OL
92	Nick Thurman	DL
97	Bill Murray	DL
	Ross Reynolds	OL
	J.T. Hassell	DB

RESERVE/INJURED

#	NAME	POS	HT	WT	BORN	YR	COLLEGE	H.S. HOMETOWN
94	Allen, Beau	DL	6-3	327	11/14/1991	6	Wisconsin	Minnetonka, Minn.
86	Asiasi, Devin	TE	6-3	257	8/14/1997	R	UCLA	Shoreview, Calif.
34	Burkhead, Rex	RB	5-10	215	7/2/1990	8	Nebraska	Plano, Texas
77	Cajuste, Yodny	OL	6-5	310	2/21/1996	2	West Virginia	Miami, Fla.
90	Calhoun, Shilique	LB	6-4	260	3/20/1992	5	Michigan State	Middletown, N.J.
52	Copeland, Brandon	LB	6-3	255	7/2/1991	5	Pennsylvania	Sykesville, Md.
98	Davis, Carl	DL	6-5	320	3/2/1992	6	Iowa	Sterling Heights, Mich.
11	Edelman, Julian	WR	5-10	198	5/22/1986	12	Kent State	Redwood City, Calif.
44	Keene, Dalton	TE	6-4	251	4/14/1999	R	Virginia Tech	Littleton, Colo.
76	Wynn, Isaiah	OL	6-2	310	12/9/1995	3	Georgia	St. Petersburg, Fla.

RESERVE/INJURED

#	NAME	POS
11	Julian Edelman	WR
34	Rex Burkhead	RB
44	Dalton Keene	TE
52	Brandon Copeland	LB
76	Isaiah Wynn	OL
77	Yodny Cajuste	OL
86	Devin Asiasi	TE
90	Shilique Calhoun	LB
94	Beau Allen	DL
98	Carl Davis	DL

RESERVE/PUP LIST

#	NAME	POS	HT	WT	BORN	YR	COLLEGE	H.S. HOMETOWN
36	King, Brandon	LB	6-2	220	6/8/1993	6	Auburn	Alabaster, Ala.

RESERVE/PUP LIST

#	NAME	POS
36	Brandon King	LB

PRACTICE SQUAD RESERVE/INJURED

#	NAME	POS	HT	WT	BORN	YR	COLLEGE	H.S. HOMETOWN
65	Benenoch, Caleb	OL	6-5	310	8/8/1994	5	UCLA	Katy, Texas
82	Burt, Jake	TE	6-3	260	8/25/1996	R	Boston College	Lynnfield, Mass.

PRACTICE SQUAD RESERVE/INJURED

#	NAME	POS
65	Caleb Benenoch	OL
82	Jake Burt	TE

HEAD COACH: BILL BELICHICK

ASSISTANTS: Cam Achord, Special Teams Coordinator; Brian Belichick, Safeties; Steve Belichick, Outside Linebackers; Carmen Brillo, Offensive Line; Troy Brown, Running Backs, Kick Returners; Moses Cabrera, Head Strength and Conditioning; Nick Caley, Tight Ends, Fullbacks; DeMarcus Covington, Defensive Line; Ivan Fears, Running Backs; Jedd Fisch, Quarterbacks; Joe Houston, Special Teams Assistant; Mick Lombardi, Wide Receivers; Deron Mayo, Strength and Conditioning Assistant; Jerod Mayo, Inside Linebackers; Josh McDaniels, Offensive Coordinator; Mike Pellegri, Cornerbacks; Cole Popovich, Offensive Line.



2020 NUMERICAL ROSTER

December 1, 2020

#	NAME	POS	HT	WT	AGE	YR	COLLEGE	HOW ACQ.
1	Cam Newton	QB	6-5	245	31	10	Auburn	FA-20
2	Brian Hoyer	QB	6-2	216	35	12	Michigan State	FA-20
4	Jarrett Stidham	QB	6-3	215	24	2	Auburn	D4b-19
6	Nick Folk	K	6-1	222	36	13	Arizona	FA-20
7	Jake Bailey	P	6-2	205	23	2	Stanford	D5b-19
10	Damiere Byrd	WR	5-9	180	27	5	South Carolina	UFA (ARI)-20
15	N'Keal Harry	WR	6-4	225	22	2	Arizona State	D1-19
16	Jakobi Meyers	WR	6-2	200	24	2	North Carolina State	FA-19
18	Matthew Slater	WR	6-0	205	35	13	UCLA	D5-08
21	Adrian Phillips	DB	5-11	210	28	7	Texas	UFA (LAC)-20
22	Cody Davis	DB	6-2	203	31	8	Texas Tech	UFA (JAX)-20
24	Stephon Gilmore	CB	6-1	202	30	9	South Carolina	UFA (BUF)-17
25	Terrence Brooks	DB	5-11	205	28	7	Florida State	UFA (NYJ)-19
26	Sony Michel	RB	5-11	215	25	3	Georgia	D1b-18
27	J.C. Jackson	DB	6-1	198	25	3	Maryland	FA-18
28	James White	RB	5-10	205	28	7	Wisconsin	D4b-14
29	Justin Bethel	DB	6-0	200	30	9	Presbyterian	FA-19
30	Jason McCourty	CB	5-11	195	33	12	Rutgers	TR (CLE)-18
31	Jonathan Jones	DB	5-10	190	27	5	Auburn	FA-16
32	Devin McCourty	DB	5-10	195	33	11	Rutgers	D1-10
33	Joejuan Williams	CB	6-3	212	22	2	Vanderbilt	D2-19
35	Kyle Dugger	DB	6-2	220	24	R	Lenoir-Rhyne	D2a-20
37	Damien Harris	RB	5-11	213	23	2	Alabama	D3b-19
41	Myles Bryant	DB	5-9	185	22	R	Washington	FA-20
42	J.J. Taylor	RB	5-6	185	22	R	Arizona	FA-20
47	Jakob Johnson	FB	6-3	255	25	2	Tennessee	FA-19
49	Joe Cardona	LS	6-3	245	28	6	Navy	D5-15
50	Chase Winovich	DL	6-3	250	25	2	Michigan	D3a-19
51	Ja'Whaun Bentley	LB	6-2	255	24	3	Purdue	D5-18
53	Josh Uche	LB	6-3	245	22	R	Michigan	D2b-20
55	John Simon	DE	6-2	260	30	8	Ohio State	FA-18
58	Anfernee Jennings	LB	6-3	259	23	R	Alabama	D3a-20
59	Terez Hall	LB	6-2	235	24	1	Missouri	FA-19
60	David Andrews	C	6-3	300	28	6	Georgia	FA-15
62	Joe Thuney	OL	6-5	308	28	5	North Carolina State	D3a-16
66	James Ferentz	OL	6-2	300	31	5	Iowa	FA-20
69	Shaq Mason	OL	6-1	310	27	6	Georgia Tech	D4c-15
70	Adam Butler	DL	6-5	300	26	4	Vanderbilt	FA-17
71	Mike Onwenu	OL	6-3	350	22	R	Michigan	D6a-20
72	Jermaine Eluemunor	OL	6-4	335	25	4	Texas A&M	TR (BAL)-19
74	Korey Cunningham	OL	6-6	311	25	3	Cincinnati	TR (ARI)-19
75	Justin Herron	OL	6-5	305	25	R	Wake Forest	D6b-20
80	Gunner Olszewski	WR	6-0	190	24	2	Bemidji State	FA-19
83	Jordan Thomas	TE	6-5	277	24	3	Mississippi State	FA-20
84	Isaiah Ford	WR	6-2	201	24	3	Virginia Tech	TR (MIA)-20
85	Ryan Izzo	TE	6-5	255	24	3	Florida State	D7c-18
91	Deatrich Wise Jr.	DL	6-5	275	26	4	Arkansas	D4-17
93	Lawrence Guy	DL	6-4	315	30	10	Arizona State	UFA (BAL)-17
94	Isaiah Mack	DL	6-1	299	24	2	Chattanooga	CW(TEN)-20
96	Tashawn Bower	DL	6-5	250	25	3	Louisiana State	FA-19
99	Byron Cowart	DL	6-3	300	24	2	Maryland	D5a-19

PRACTICE SQUAD

#	NAME	POS	HT	WT	AGE	YR	COLLEGE	HOW ACQ.
5	Justin Rohrwasser	K	6-3	230	23	R	Marshall	D5-20
8	Jake Dolegala	QB	6-7	242	24	2	Cent. Connecticut St.	FA-20
14	Donte Moncrief	WR	6-2	216	27	7	Mississippi	FA-20
17	Kristian Wilkerson	WR	6-1	201	23	R	SE Missouri State	FA-20
19	Isaiah Zuber	WR	6-0	190	23	R	Mississippi	FA-20
39	D'Angelo Ross	DB	5-9	190	24	2	New Mexico	FA-19
43	Rashod Berry	TE/DE	6-4	255	24	R	Ohio State	FA-20
45	Michael Jackson Sr.	CB	6-1	210	23	2	Miami (Fla.)	FA-20
46	Cash Maluia	LB	6-0	248	22	R	Wyoming	D6c-20
46	Paul Quessenberry	TE	6-2	251	28	R	Navy	FA-20
48	Michael Pinckney	LB	6-1	220	22	R	Miami (Fla.)	FA-20
52	Akeem Spence	DL	6-1	303	29	8	Illinois	FA-20
67	Jordan Steckler	OL	6-5	305	24	R	Northern Illinois	FA-20
92	Nick Thurman	DL	6-4	305	25	1	Houston	FA-19
97	Bill Murray	DL	6-4	265	23	R	William & Mary	FA-20
	Ross Reynolds	OL	6-4	300	25	1	Iowa	FA-20
	J.T. Hassell	DB	5-11	200	25	2	Florida Tech	FA-20

RESERVE/INJURED

#	NAME	POS	HT	WT	AGE	YR	COLLEGE	DATE
11	Julian Edelman	WR	5-10	198	34	12	Kent State	(10/31/2020)
34	Rex Burkhead	RB	5-10	215	30	8	Nebraska	(11/28/2020)
44	Dalton Keene	TE	6-4	251	21	R	Virginia Tech	(11/10/2020)
52	Brandon Copeland	LB	6-3	255	29	5	Pennsylvania	(10/28/2020)
76	Isaiah Wynn	OL	6-2	310	24	3	Georgia	(11/28/2020)
77	Yodny Cajuste	OL	6-5	310	24	2	West Virginia	(9/9/2020)
86	Devin Asiasi	TE	6-3	257	23	R	UCLA	(11/3/2020)
90	Shilique Calhoun	LB	6-4	260	28	5	Michigan State	(11/14/2020)
98	Carl Davis	DL	6-5	320	28	6	Iowa	(11/28/2020)
94	Beau Allen	DL	6-3	327	29	7	Wisconsin	(9/7/2020)

RESERVE/PUP LIST

#	NAME	POS	HT	WT	AGE	YR	COLLEGE	HOW ACQ.
36	Brandon King	LB	6-2	220	27	6	Auburn	FA-15

PRACTICE SQUAD RESERVE/INJURED

#	NAME	POS	HT	WT	AGE	YR	COLLEGE	DATE
65	Caleb Benenoch	OL	6-5	310	26	5	UCLA	(11/13/2020)
82	Jake Burt	TE	6-3	260	24	R	Boston College	(11/28/2020)



2020 POSITIONAL ROSTER

December 1, 2020

DEFENSE (24)							
#	NAME	POS	HT	WT	BORN	YR	H.S. HOMETOWN
DEFENSIVE LINE (8)							
96	Bower, Tashawn	DL	6-5	250	2/18/1995	3	Louisiana State
70	Butler, Adam	DL	6-5	300	4/12/1994	4	Vanderbilt
99	Cowart, Byron	DL	6-3	300	5/20/1996	2	Maryland
93	Guy, Lawrence	DL	6-4	315	3/17/1990	10	Arizona State
94	Mack, Isaiah	DL	6-1	299	3/19/1996	2	Chattanooga
55	Simon, John	DE	6-2	260	10/14/1990	8	Ohio State
50	Winovich, Chase	DL	6-3	250	4/19/1995	2	Michigan
91	Wise Jr., Deatrich	DL	6-5	275	7/26/1994	4	Arkansas
LINEBACKER (4)							
51	Bentley, Ja'Whaun	LB	6-2	255	8/24/1996	3	Purdue
59	Hall, Terez	LB	6-2	235	11/18/1996	1	Missouri
58	Jennings, Anfernee	LB	6-3	259	9/1/1997	R	Alabama
53	Uche, Josh	LB	6-3	245	9/18/1998	R	Michigan
DEFENSIVE BACK (12)							
29	Bethel, Justin	DB	6-0	200	6/17/1990	9	Presbyterian
25	Brooks, Terrence	DB	5-11	205	3/2/1992	7	Florida State
41	Bryant, Myles	DB	5-9	185	1/2/1998	R	Washington
22	Davis, Cody	DB	6-2	203	6/6/1989	8	Texas Tech
35	Dugger, Kyle	DB	6-2	220	3/22/1996	R	Lenoir-Rhyne
24	Gilmore, Stephon	CB	6-1	202	9/19/1990	9	South Carolina
27	Jackson, J.C.	DB	6-1	198	11/17/1995	3	Maryland
31	Jones, Jonathan	DB	5-10	190	9/20/1993	5	Auburn
32	McCourtly, Devin	DB	5-10	195	8/13/1987	11	Rutgers
30	McCourtly, Jason	CB	5-11	195	8/13/1987	12	Rutgers
21	Phillips, Adrian	DB	5-11	210	3/28/1992	7	Texas
33	Williams, Joejuan	CB	6-3	212	12/6/1997	2	Vanderbilt
OFFENSE (24)							
#	NAME	POS	HT	WT	BORN	YR	H.S. HOMETOWN
OFFENSIVE LINE (8)							
60	Andrews, David	C	6-3	300	7/10/1992	6	Georgia
74	Cunningham, Korey	OL	6-6	311	5/17/1995	3	Cincinnati
72	Elumunor, Jermaine	OL	6-4	335	12/13/1994	4	Texas A&M
66	Ferentz, James	OL	6-2	300	6/5/1989	5	Iowa
75	Herron, Justin	OL	6-5	305	11/27/1995	R	Wake Forest
69	Mason, Shaq	OL	6-1	310	8/28/1993	6	Georgia Tech
71	Onwenu, Mike	OL	6-3	350	12/10/1997	R	Michigan
61	Woodard, Dustin	OL	6-2	291	3/8/1998	R	Memphis
QUARTERBACK (3)							
2	Hoyer, Brian	QB	6-2	216	10/13/1985	12	Michigan State
1	Newton, Cam	QB	6-5	245	5/11/1989	10	Auburn
4	Stidham, Jarrett	QB	6-3	215	8/8/1996	2	Auburn
WIDE RECEIVER (6)							
10	Byrd, Damiere	WR	5-9	180	1/27/1993	5	South Carolina
84	Ford, Isaiah	WR	6-2	201	2/9/1996	3	Virginia Tech
15	Harry, N'Keal	WR	6-4	225	12/17/1997	2	Arizona State
16	Meyers, Jakobi	WR	6-2	200	11/9/1996	2	North Carolina State
80	Olszewski, Gunner	WR	6-0	190	11/26/1996	2	Bemidji State
18	Slater, Matthew	WR	6-0	205	9/9/1985	13	UCLA
RUNNING BACK (5)							
37	Harris, Damien	RB	5-11	213	2/11/1997	2	Alabama
47	Johnson, Jakob	FB	6-3	255	12/15/1994	2	Tennessee
26	Michel, Sony	RB	5-11	215	2/17/1995	3	Georgia
42	Taylor, J.J.	RB	5-6	185	1/4/1998	R	Airzona
28	White, James	RB	5-10	205	2/3/1992	7	Wisconsin
TIGHT END (2)							
85	Izzo, Ryan	TE	6-5	255	12/21/1995	3	Florida State
83	Thomas, Jordan	TE	6-5	277	8/2/1996	3	Mississippi State
SPECIALISTS (3)							
#	NAME	POS	HT	WT	BORN	YR	H.S. HOMETOWN
SPECIALISTS (3)							
7	Bailey, Jake	P	6-2	205	6/18/1997	2	Stanford
49	Cardona, Joe	LS	6-3	245	4/16/1992	6	Navy
6	Folk, Nick	K	6-1	222	11/5/1984	13	Arizona
RESERVE/INJURED (10)							
#	NAME	POS	HT	WT	BORN	YR	H.S. HOMETOWN
RESERVE/INJURED (10)							
94	Allen, Beau	DL	6-3	327	11/14/1991	7	Wisconsin
86	Asiasi, Devin	TE	6-3	257	8/14/1997	R	UCLA
77	Cajuste, Yodny	OL	6-5	310	2/21/1996	2	West Virginia
90	Calhoun, Shilique	LB	6-4	260	3/20/1992	5	Michigan State
52	Copeland, Brandon	LB	6-3	255	7/2/1991	5	Pennsylvania
11	Edelman, Julian	WR	5-10	198	5/22/1986	12	Kent State
34	Burkhead, Rex	RB	5-10	215	7/2/1990	8	Nebraska
76	Wynn, Isaiah	OL	6-2	310	12/9/1995	3	Georgia
98	Davis, Carl	DL	6-5	320	3/2/1992	6	Iowa
44	Keene, Dalton	TE	6-4	251	4/14/1999	R	Virginia Tech
RESERVE/PUP LIST (1)							
#	NAME	POS	HT	WT	BORN	YR	H.S. HOMETOWN
RESERVE/PUP LIST (1)							
36	King, Brandon	LB	6-2	220	6/8/1993	6	Auburn



HOW THE PATRIOTS WERE BUILT

UPDATED: December 1, 2020

<u>YEAR</u>	<u>DRAFTEES (22)</u>	<u>VETERAN FREE AGENTS (13)</u>	<u>WAIVERS (2) / TRADES (4)</u>	<u>ROOKIE AND FIRST-YEAR FREE AGENTS (10)</u>
2008	Matthew Slater (5)			
2010	Devin McCourty (1)			
2014	James White (4b)			
2015	Shaq Mason (4c) Joe Cardona (5)			David Andrews (fa)
2016	Joe Thuney (3a)			Jonathan Jones (fa)
2017	Deatrich Wise Jr. (4)	Stephon Gilmore (1) (BUF) Lawrence Guy (7) (GB)		Adam Butler (fa)
2018	Sony Michel (1b) Ja'Whaun Bentley (5) Ryan Izzo (7c)	John Simon (4) (BAL)	Jason McCourty (6) (tr-CLE)	J.C. Jackson (fa)
2019	N'Keal Harry (1) Joejuan Williams (2) Chase Winovich (3a) Damien Harris (3b) Jarrett Stidham (4b) Byron Cowart (5a) Jake Bailey (5b)	Justin Bethel (6) (ARI) Terrence Brooks (3) (BAL)	Korey Cunningham (7) (tr-ARI) Jermaine Eluemunor (5) (tr-BAL)	Jakob Johnson (fa) Jakobi Meyers (fa) Gunner Olszewski (fa)
2020	Kyle Dugger (2a) Josh Uche (2b) Anfernee Jennings (3a) Mike Onwenu (6a) Justin Herron (6b)	Tashawn Bower (fa) (MIN) Damiere Byrd (fa) (CAR) Cody Davis (fa) (STL) James Ferentz (fa) (HOU) Nick Folk (6) (DAL) Brain Hoyer (fa) (NE) Cam Newton (1) (CAR) Adrian Phillips (fa) (SD)	Isaiah Ford (7) (tr-MIA) Isaiah Mack (fa) CW (TEN) Jordan Thomas CW (ARI)	Myles Bryant (fa) Terez Hall (fa) J.J. Taylor (fa)

NOTE: Team in parenthesis is the player's original team
(#) – indicates round drafted
(fa) – indicates non-drafted free agents

RESERVE/PUP LIST
Brandon King (fa)

RESERVE/INJURED
Beau Allen (7) (PHI)
Devin Asiasi (3b)
Rex Burkhead (6) (CIN)
Yodny Cajuste (3c)
Shilique Calhoun (3) (OAK)
Brandon Copeland (fa) (BAL)
Carl Davis (3) (BAL)
Julian Edelman (7a)
Dalton Keene (3c)
Isaiah Wynn (1a)

UNOFFICIAL DEPTH CHART

Unofficial depth chart compiled by Patriots Media Relations

OFFENSE			
WR:	15 N'Keal Harry	16 Jakobi Meyers	18 Matthew Slater
LT:	72 Jermaine Eluemunor	<u>75 Justin Herron</u>	
LG:	62 Joe Thuney	66 James Ferentz	
C:	60 David Andrews	66 James Ferentz	
RG:	69 Shaq Mason	66 James Ferentz	
RT:	<u>71 Mike Onwenu</u>	74 Korey Cunningham	
TE:	85 Ryan Izzo	83 Jordan Thomas	
WR:	10 Damiere Byrd	80 Gunner Olszewski	84 Isaiah Ford
QB:	1 Cam Newton	4 Jarrett Stidham	2 Brian Hoyer
RB:	37 Damien Harris	26 Sony Michel	
RB:	28 James White	47 Jakob Johnson (FB)	<u>42 J.J. Taylor</u>
DEFENSE			
LE:	50 Chase Winovich	96 Tashawn Bower	
DL:	93 Lawrence Guy	70 Adam Butler	
DL:	99 Byron Cowart	94 Isaiah Mack	
DL:	91 Deatrich Wise	70 Adam Butler	
RE:	55 John Simon	96 Tashawn Bower	
LB:	51 Ja'Whaun Bentley	59 Terez Hall	
LB:	<u>53 Josh Uche</u>	<u>58 Anfernee Jennings</u>	
RCB:	24 Stephon Gilmore	31 Jonathan Jones	33 Joejuan Williams
LCB:	27 J.C. Jackson	30 Jason McCourty	<u>41 Myles Bryant</u>
S:	21 Adrian Phillips	<u>35 Kyle Dugger</u>	29 Justin Bethel
S:	32 Devin McCourty	25 Terrence Brooks	22 Cody Davis
SPECIAL TEAMS			
K:	6 Nick Folk		
P:	7 Jake Bailey		
H:	7 Jake Bailey		
PR:	80 Gunner Olszewski	10 Damiere Byrd	
KR:	80 Gunner Olszewski	10 Damiere Byrd	<u>42 J.J. Taylor</u>
LS:	49 Joe Cardona		
PRONUNCIATION GUIDE			
Ja'Whaun Bentley	ja-WHAN	Jakob Johnson	YAY-kob
Tashawn Bower	tuh-SHAWN	Sony Michel	SO-nee mih-SHELL
Damiere Byrd	duh-MEER	Gunner Olszewski	O-sheh-ski
Joe Cardona	car-DOAN-ah	Mike Onwenu	oh-WHEN-new
Byron Cowart	COW-ert	Jarrett Stidham	STID-um
Jermaine Eluemunor	eh-LOO-muh-nor	Joe Thuney	TOO-nee
James Ferentz	FAIR-ins	Josh Uche	OO-chay
Stephon Gilmore	steph-AHN	Joejuan Williams	joe-WAHN
Damien Harris	day-MEE-en	Chase Winovich	WIN-o-vich
N'Keal Harry	nuh-KEEL	Deatrich Wise Jr.	DEE-tritch
Justin Herron	her-RON		



2020 TRANSACTIONS

UPDATED: DECEMBER 1, 2020

JANUARY 2020

1/6/2020	Adeboyejo, Quincy	Signed to a future contract
1/6/2020	Hall, Terez	Signed to a future contract
1/6/2020	Melifonwu, Obi	Signed to a future contract
1/6/2020	Pickett, Adarius	Signed to a future contract
1/6/2020	Ross, Devin	Signed to a future contract
1/6/2020	Thurman, Nick	Signed to a future contract
1/6/2020	Toran, Najee	Signed to a future contract
1/7/2020	Bower, Tashawn	Signed to a future contract

FEBRUARY 2020

2/11/2020	Pipkins, Lenzy	Signed
-----------	----------------	--------

MARCH 2020

3/16/2020	Thuney, Joe	Designated Franchise Player
3/18/2020	Harmon, Duron	Traded to Detroit
3/20/2020	Allen, Beau	Signed
3/21/2020	Phillips, Adrian	Signed
3/21/2020	Vitale, Danny	Signed
3/23/2020	Gostkowski, Stephen	Released
3/23/2020	Byrd, Damiere	Signed
3/23/2020	Davis, Cody	Signed
3/24/2020	Calhoun, Shilique	Re-signed
3/25/2020	Copeland, Brandon	Signed
3/25/2020	Hoyer, Brian	Signed

APRIL 2020

4/1/2020	Kessler, Cody	Released
4/16/2020	Eluemunor, Jermaine	Re-signed
4/17/2020	Butler, Adam	Re-signed
4/21/2020	Gronkowski, Rob	Traded to Tampa Bay
4/24/2020	Dugger, Kyle	Drafted
4/24/2020	Uche, Josh	Drafted
4/24/2020	Jennings, Anfernee	Drafted
4/24/2020	Asiasi, Devin	Drafted
4/24/2020	Keene, Dalton	Drafted
4/25/2020	Rohrwasser, Justin	Drafted
4/25/2020	Onwenu, Mike	Drafted
4/25/2020	Herron, Justin	Drafted
4/25/2020	Maluia, Cassh	Drafted
4/25/2020	Woodard, Dustin	Drafted
4/27/2020	Develin, James	Announced his Retirement
4/27/2020	Davis, Kelonta	Released
4/27/2020	Melifonwu, Obi	Released
4/28/2020	Lee, Marqise	Signed

MAY 2020

5/5/2020	Berry, Rashod	Signed
5/5/2020	Bryant, Myles	Signed
5/5/2020	Burt, Jake	Signed
5/5/2020	Coe, Nick	Signed
5/5/2020	Harris, Scoota	Signed
5/5/2020	Hastings, Will	Signed
5/5/2020	Lewerke, Brian	Signed
5/5/2020	Murray, Bill	Signed
5/5/2020	Riley, Sean	Signed
5/5/2020	Smith, J'Mar	Signed
5/5/2020	Taylor, J.J.	Signed
5/5/2020	Tezino, Kyahva	Signed
5/5/2020	Thomas, Jeff	Signed
5/5/2020	Wallace Courtney	Signed
5/5/2020	Zuber, Isaiah	Signed
5/7/2020	Uche, Josh	Signed/Draft Choice
5/7/2020	Rohrwasser, Justin	Signed/Draft Choice
5/7/2020	Herron, Justin	Signed/Draft Choice
5/7/2020	Maluia, Cassh	Signed/Draft Choice
5/8/2020	Jennings, Anfernee	Signed/Draft Choice
5/8/2020	Asiasi, Devin	Signed/Draft Choice
5/8/2020	Onwenu, Mike	Signed/Draft Choice
5/8/2020	Woodard, Dustin	Signed/Draft Choice
5/15/2020	Keene, Dalton	Signed/Draft Choice
5/20/2020	Dugger, Kyle	Signed/Draft Choice

JULY 2020

7/8/2020	Newton, Cam	Signed
7/25/2020	Pipkins, Lenzy	Released
7/26/2020	Gant, Malik	Released
7/26/2020	Hastings, Will	Released
7/26/2020	Lewerke, Brian	Released
7/26/2020	Pickett, Sean	Released
7/26/2020	Riley, Sean	Released
7/26/2020	Smith, J'Mar	Released
7/26/2020	Tezino, Kyahva	Released
7/26/2020	Wallace, Courtney	Released
7/26/2020	Zuber, Isaiah	Released
7/28/2020	Hastings, Will	Signed
7/28/2020	Bolden, Brandon	Reserve/Opt-Out
7/28/2020	Cannon, Marcus	Reserve/Opt-Out
7/28/2020	Vitale, Danny	Reserve/Opt-Out
7/29/2020	Chung, Patrick	Reserve/Opt-Out
7/29/2020	Toran, Najee	Reserve/Opt-Out
7/30/2020	Lewerke, Brian	Signed

AUGUST 2020

8/2/2020	Hightower, Dont'a	Reserve/Opt-out
8/2/2020	LaCrosse, Matt	Reserve/Opt-out
8/2/2020	Lee, Marqise	Reserve/Opt-out
8/5/2020	Zuber, Isaiah	Signed

AUGUST 2020 (continued)

8/9/2020	Jackson, Michael	Acquired Via Trade (Detroit)
8/11/2020	Kilgo, Darius	Signed
8/11/2020	King, Brandon	Placed on Reserve/PUP List
8/12/2020	Gauthier, Tyler	Signed
8/13/2020	Miller, Lamar	Signed
8/13/2020	Woodard, Dustin	Placed on Reserve/Retired List
8/13/2020	Coe, Nick	Released
8/15/2020	Adeboyejo, Quincy	Released
8/17/2020	Braden, Ben	Signed
8/17/2020	Butler, Paul	Signed
8/17/2020	Ellis, Alex	Signed
8/22/2020	Quessenberry, Paul	Signed
8/22/2020	Williams, Xavier	Signed
8/22/2020	Ellis, Alex	Released
8/22/2020	Kilgo, Darius	Released
8/24/2020	Barnett, Michael	Signed
8/24/2020	Folk, Nick	Signed
8/28/2020	Hastings, Will	Released
8/29/2020	Baccellia, Andre	Signed

SEPTEMBER 2020

9/3/2020	Sanu Sr., Mohamed	Released
9/3/2020	Barnett, Michael	Released
9/3/2020	Jackson, Michael	Released
9/5/2020	Baccellia, Andre	Released
9/5/2020	Berry, Rashod	Released
9/5/2020	Bower, Tashawn	Released
9/5/2020	Braden, Ben	Released
9/5/2020	Bryant, Myles	Released
9/5/2020	Burt, Jake	Released
9/5/2020	Folk, Nick	Released
9/5/2020	Gauthier, Tyler	Released
9/5/2020	Hall, Terez	Released
9/5/2020	Harris, Scoota	Released
9/5/2020	Lewerke, Brian	Released
9/5/2020	Maluia, Cassh	Released
9/5/2020	Miller, Lamar	Released
9/5/2020	Murray, Bill	Released
9/5/2020	Quessenberry, Paul	Released
9/5/2020	Rohrwasser, Justin	Released
9/5/2020	Ross, D'Angelo	Released
9/5/2020	Ross, Devin	Released
9/5/2020	Taylor, J.J.	Released
9/5/2020	Thomas, Jeff	Released
9/5/2020	Thurman, Nick	Released
9/5/2020	Williams, Xavier	Released
9/5/2020	Zuber, Isaiah	Released
9/6/2020	Berry, Rashod	Signed to the practice squad
9/6/2020	Bower, Rashod	Signed to the practice squad
9/6/2020	Bryant, Myles	Signed to the practice squad
9/6/2020	Burt, Jake	Signed to the practice squad
9/6/2020	Folk, Nick	Signed to the practice squad
9/6/2020	Hall, Terez	Signed to the practice squad
9/6/2020	Maluia, Cassh	Signed to the practice squad
9/6/2020	Murray, Bill	Signed to the practice squad
9/6/2020	Quessenberry, Paul	Signed to the practice squad
9/6/2020	Rohrwasser, Justin	Signed to the practice squad
9/6/2020	Ross, D'Angelo	Signed to the practice squad
9/6/2020	Ross, Devin	Signed to the practice squad
9/6/2020	Taylor, J.J.	Signed to the practice squad
9/6/2020	Thurman, Nick	Signed to the practice squad
9/6/2020	Williams, Xavier	Signed to the practice squad
9/6/2020	Zuber, Isaiah	Signed to the practice squad
9/7/2020	Allen, Beau	Placed on Reserve/Injured
9/7/2020	Harris, Damien	Placed on Reserve/Injured
9/7/2020	Maluia, Cassh	Signed from the practice squad
9/7/2020	Taylor, J.J.	Signed from the practice squad
9/8/2020	Kinsey, Mason	Signed to the practice squad
9/8/2020	Wilkerson, Kristian	Signed to the practice squad
9/9/2020	Quessenberry, Paul	Released from the practice squad
9/9/2020	Levin, Corey	Signed to the practice squad
9/10/2020	Cajuste, Yodny	Placed on Reserve/Injured
9/11/2020	Levin, Corey	Released from the practice squad
9/12/2020	Folk, Nick	Elevated from the practice squad
9/12/2020	Williams, Xavier	Elevated from the practice squad
9/12/2020	Olsewski, Gunner	Placed on Reserve/Injured
9/12/2020	Bennoch, Caleb	Signed to the practice squad
9/14/2020	Folk, Nick	Reverted back to the practice squad
9/14/2020	Williams, Xavier	Reverted back to the practice squad
9/16/2020	Bryant, Myles	Signed from the practice squad
9/16/2020	Folk, Nick	Signed from the practice squad
9/16/2020	Dolegala, Jake	Signed to the practice squad
9/16/2020	Ferentz, James	Signed to the practice squad
9/19/2020	Thurman, Nick	Elevated from the practice squad
9/21/2020	Thurman, Nick	Reverted back to the practice squad
9/26/2020	Ferentz, James	Signed from the practice squad
9/26/2020	Thurman, Nick	Elevated from the practice squad
9/26/2020	Zuber, Isaiah	Elevated from the practice squad
9/26/2020	Andrews, David	Placed on Reserve/Injured
9/26/2020	Uche, Josh	Placed on Reserve/Injured
9/28/2020	Thurman, Nick	Reverted back to the practice squad
9/28/2020	Zuber, Isaiah	Reverted back to the practice squad
9/28/2020	Jackson Sr., Michael	Signed to the practice squad

OCTOBER 2020

10/1/2020	Roos, Jordan	Signed to the practice squad
10/1/2020	Kinsey, Mason	Released from the practice squad
10/2/2020	Pinckney, Michael	Signed to the practice squad
10/2/2020	Williams, Xavier	Released from the practice squad



2020 TRANSACTIONS

OCTOBER 2020 (continued)

10/5/2020	Harris, Damien	Activated to the 53-man roster
10/5/2020	Olczewski, Gunner	Activated to the 53-man roster
10/5/2020	Zuber, Isaiah	Elevated to the 53-man roster
10/5/2020	Davis, Cody	Placed on Reserve/Injured
10/5/2020	Michel, Sony	Placed on Reserve/Injured
10/6/2020	Zuber, Isaiah	Reverted back to the practice squad
10/8/2020	Quessenberry, Paul	Signed to the practice squad
10/14/2020	Davis, Carl	Signed off the Jaguars practice squad
10/15/2020	Quessenberry, Paul	Released from the practice squad
10/17/2010	Benench, Caleb	Elevated to the 53-man roster
10/17/2020	Berry, Rashod	Elevated to the 53-man roster
10/17/2020	Thurman, Nick	Elevated to the 53-man roster
10/17/2020	Zuber, Isaiah	Elevated to the 53-man roster
10/29/2020	Benench, Caleb	Reverted back to the practice squad
10/19/2020	Berry, Rashod	Reverted back to the practice squad
10/19/2020	Thurman, Nick	Reverted back to the practice squad
10/19/2020	Zuber, Isaiah	Reverted back to the practice squad
10/19/2020	Kinsey, Mason	Signed to the practice squad
10/19/2020	Ross, Devin	Released from the practice squad
10/21/2020	Elumunor, Jermaine	Placed on Reserve/Injured
10/24/2020	Andrews, David	Activated to the 53-man roster
10/24/2020	Bower, Tashawn	Elevated to the 53-man roster
10/24/2020	Thurman, Nick	Elevated to the 53-man roster
10/25/2020	Bower, Tashawn	Reverted back to the practice squad
10/25/2020	Thurman, Nick	Reverted back to the practice squad
10/27/2020	Steckler, Jordan	Signed to the practice squad
10/27/2020	Roos, Jordan	Released from the practice squad
10/28/2020	Copeland, Brandon	Placed on Reserve/Injured
10/28/2020	Burt, Jake	Placed on Practice Squad//Reserve Injured
10/31/2020	Edelman, Julian	Placed on Reserve/Injured
10/31/2020	Herron, Justin	Placed on Reserve/Injured
10/31/2020	Thurman, Nick	Signed to the 53-man roster
10/31/2020	Davis, Cody	Activated to the 53-man roster
10/31/2020	Uche, Josh	Activated to the 53-man roster
10/31/2020	Bower, Tashawn	Elevated to the 53-man roster
10/31/2020	Zuber, Isaiah	Elevated to the 53-man roster

NOVEMBER 2020

11/2/2020	Bower, Tashawn	Reverted back to the practice squad
11/2/2020	Zuber, Isaiah	Reverted back to the practice squad
11/3/2020	Ford, Isaiah	Acquired via trade (Miami)
11/3/2020	Mack, Isaiah	Claimed off Waivers from Tennessee
11/3/2020	Asiasi, Devin	Placed on Reserve/Injured
11/4/2020	Glasgow, Ryan	Signed to the practice squad
11/4/2020	Moncrief, Donté	Signed to the practice squad
11/9/2020	Bower, Tashawn	Signed from the practice squad
11/9/2020	Hall, Terez	Elevated to the 53-man roster
11/9/2020	Wilkerson, Kristian	Elevated to the 53-man roster
11/10/2020	Hall, Terez	Reverted back to the practice squad
11/10/2020	Wilkerson, Kristian	Reverted back to the practice squad
11/10/2020	Thomas, Jordan	Claimed off Waivers from Arizona
11/10/2020	Maluia, Cassh	Released
11/10/2020	Keene, Dalton	Placed on Reserve/Injured
11/10/2020	Cantrell, Dylan	Signed to the practice squad
11/10/2020	Wells, David	Signed to the practice squad
11/10/2020	Glasgow, Ryan	Released from the practice squad
11/12/2020	Maluia, Cassh	Signed to the practice squad
11/12/2020	Dolegala, Jake	Released from the practice squad
11/13/2020	Cantrell, Dylan	Released from the practice squad
11/13/2020	Benench, Caleb	Placed on Practice Squad/Reserve Injured
11/14/2020	Elumunor, Jermaine	Activated to the 53-man roster
11/14/2020	Calhoun, Shilique	Placed on Reserve/Injured
11/14/2020	Thurman, Nick	Released
11/14/2020	Hall, Terez	Elevated to the 53-man roster
11/14/2020	Maluia, Cassh	Elevated to the 53-man roster
11/14/2020	Quessenberry, Paul	Signed to the practice squad
11/16/2020	Hall, Terez	Reverted back to the practice squad
11/16/2020	Maluia, Cassh	Reverted back to the practice squad
11/16/2020	Dolegala, Jake	Signed to the practice squad
11/16/2020	Wells, David	Released from the practice squad
11/18/2020	Thurman, Nick	Signed to the practice squad
11/18/2020	Burt, Jake	Restored to the practice squad from IR
11/18/2020	Kinsey, Mason	Released from the practice squad
11/21/2020	Hall, Terez	Signed from the practice squad
11/21/2020	Michel, Sony	Activated to the 53-man roster
11/21/2020	Moncrief, Donté	Elevated to the 53-man roster
11/21/2020	Spence, Akeem	Signed to the practice squad
11/21/2020	Froholdt, Hjalte	Released
11/21/2020	Rivers, Derek	Released
11/23/2020	Moncrief, Donté	Reverted back to the practice squad
11/28/2020	Burkhead, Rex	Placed on Reserve/Injured
11/28/2020	Davis, Carl	Placed on Reserve/Injured
11/28/2020	Wynn, Isaiah	Placed on Reserve/Injured
11/28/2020	Herron, Justin	Activated to the 53-man roster
11/28/2020	Moncrief, Donté	Elevated to the 53-man roster
11/28/2020	Spence, Akeem	Elevated to the 53-man roster
11/28/2020	Burt, Jake	Placed on Practice Squad/Reserve Injured
11/30/2020	Moncrief, Donté	Reverted back to the practice squad
11/30/2020	Spence, Akeem	Reverted back to the practice squad
11/29/2020	Hassell, J.T.	Signed to the practice squad
11/29/2020	Reynolds, Ross	Signed to the practice squad



PATRIOTS AT LOS ANGELES CHARGERS

SERIES HISTORY

The New England Patriots and Los Angeles Chargers will meet for the first time since the 2018 AFC Divisional Playoff on Jan. 13, 2019, at Gillette Stadium. The Patriots earned a 41-28 victory that sent them to their eighth straight AFC Championship Game. This week's matchup will be the first regular season meeting since a 21-13 Patriots win at Gillette Stadium on Oct. 29, 2017. New England visits the Chargers for the first time since a 23-14 win in San Diego on Dec. 7, 2014.

The Patriots will play the Chargers on the road for the first time since their move from San Diego to Los Angeles in 2017, as part of a two-game West Coast road trip. New England will follow Sunday's game with a Thursday Night Football matchup against the Los Angeles Rams on Dec. 10.

In addition, it will be the Patriots first road game against the Chargers in Los Angeles since Oct. 8, 1960, when the Chargers entered the American Football League as the Los Angeles Chargers for one year before moving to San Diego in 1961.

New England leads the regular season series by a 22-14-2 margin. The teams have met four times in the postseason with the Patriots holding a 3-1 edge.

The Patriots and Chargers are old AFL rivals as two of the original eight teams from the American Football League, which began play in 1960. The Chargers defeated the Patriots, 51-10, in the 1963 AFL Championship Game played in San Diego on Jan. 5, 1964. It marked the first championship game appearance in Patriots franchise history.

Bill Belichick is 7-5 in his career against the Chargers in the regular season, including a 6-3 record as Patriots head coach. He is 3-0 against the Chargers in the playoffs.

REGULAR SEASON - PATRIOTS 22, CHARGERS 14, 2 TIES

Date	Result	Score	H/A	Stadium
10/08/60	W	35-0	A	L.A. Coliseum
10/28/60	L	16-45	H	BU Field
10/07/61	L	27-38	H	BU Field
12/17/61	W	41-0	A	Balboa Stadium
10/19/62	W	24-20	H	BU Field
12/09/62	W	20-14	A	Balboa Stadium
09/14/63	L	13-17	A	Balboa Stadium
11/10/63	L	6-7	H	Fenway Park
09/20/64	W	33-28	A	Balboa Stadium
10/09/64	L	17-26	H	Fenway Park
10/17/65	T	13-13	H	Fenway Park
10/31/65	W	22-6	A	Balboa Stadium
09/10/66	L	0-24	A	Balboa Stadium
10/23/66	W	35-17	H	Fenway Park
09/09/67	L	14-28	A	San Diego Stadium
10/08/67	T	31-31	A	San Diego Stadium
11/10/68	L	17-27	H	Fenway Park
10/19/69	L	10-13	H	B.C. Alumni Stadium
12/07/69	L	18-28	A	San Diego Stadium
11/15/70	L	14-16	H	Harvard Stadium
12/02/73	W	30-14	H	Schaefer Stadium
11/09/75	W	33-19	A	San Diego Stadium
10/16/77	W	24-20	A	San Diego Stadium
10/01/78	W	28-23	H	Schaefer Stadium
09/23/79	W	27-21	H	Schaefer Stadium
10/16/83	W	37-21	H	Sullivan Stadium
11/20/94	W	23-17	H	Foxboro Stadium
12/01/96	W	45-7	A	Jack Murphy Stadium
08/31/97	W	41-7	H	Foxboro Stadium
10/14/01	W	29-26 OT	H	Foxboro Stadium
09/29/02	L	14-21	A	Qualcomm Stadium
10/02/05	L	17-41	H	Gillette Stadium
09/16/07	W	38-14	H	Gillette Stadium
10/12/08	L	10-30	A	Qualcomm Stadium
10/24/10	W	23-20	A	Qualcomm Stadium
09/18/11	W	35-21	H	Gillette Stadium
12/07/14	W	23-14	A	Qualcomm Stadium
10/29/17	W	21-13	H	Gillette Stadium

POSTSEASON - PATRIOTS 3, CHARGERS 1

Date	Result	Score	H/A	Stadium
01/05/64*	L	10-51	A	Balboa Stadium
01/14/07	W	24-21	A	Qualcomm Stadium
01/20/08	W	21-12	H	Gillette Stadium
01/13/19	W	41-28	H	Gillette Stadium

*1963 American Football League Championship Game

TALE OF THE TAPE

2020 Regular Season	New England	L.A. Chargers
Record	5-6	3-8
Divisional Standings	3rd	4th
Total Yards Gained	3,817	4,376
Total Offense (Rank)	347.0 (21T)	397.8 (3)
Rush Offense	149.6 (5)	117.2 (11T)
Pass Offense	197.4 (29)	280.6 (2)
Points Per Game	20.8 (27)	25.2 (16)
Total Yards Allowed	3,877	3,772
Total Defense	352.5 (16)	342.9 (12)
Rush Defense	123.3 (21)	120.5 (18)
Pass Defense	229.2 (14)	222.5 (10)
Points Allowed/Game	23.2 (12)	27.3 (25)
Possession Avg.	30:12	31:54
Sacks Allowed/Yards Lost	21/129	24/140
Sacks Made/Yards	15/100	20/114
Passing TD/Int (off.)	6/13	23/7
Passing TD/Int (def.)	16/12	22/6
Total Touchdowns	25	33
Penalties Against/Yards	42/400	61/552
Punts/Avg.	30/48.1	45/35.2
Field Goals Made/Att.	19/21	17/22
Takeaway/Giveaway Ratio	-1 (18T)	-1 (18T)

SERIES BREAKDOWN

Overall Record.....	25-15-2
Home Record.....	14-8-1
Boston.....	2-7-1
Foxborough.....	12-1-0
Road Record.....	11-7-1
Los Angeles.....	1-0-0
San Diego.....	10-7-1
Longest winning streak.....	10 games (12/02/73-10/14/01)
Longest losing streak.....	4 games (11/10/68-11/15/70)
Bill Belichick vs. Chargers.....	10-5 (1-2 with Cleveland)
Anthony Lynn vs. New England.....	0-2

QUICK HITS

- The Patriots won 10 straight games against the Chargers from Dec. 2, 1973 through Oct. 14, 2001.
- The first championship game in Patriots franchise history was played at San Diego against the Chargers on Jan. 5, 1964, the AFL Championship Game. San Diego defeated the then Boston Patriots, 51-10.



PATRIOTS AT LOS ANGELES CHARGERS

CONNECTIONS

FORMER COLLEGE TEAMMATES



NE RB Damien Harris - (2015-18) * ^
NE LB Anfernee Jennings - (2015-18) * ^
LAC LS Cole Mazza - (2013-16) *



NE WR N'Keal Harry - (2016-18)
LAC RB Kalen Ballage - (2014-17)



NE DL Deatrich Wise Jr. - (2012-16)
NE TEC Nick Caley - (Grad Asst. 2013)
LAC TE Hunter Henry - (2013-15)



NE OL Korey Cunningham - (2013-17)
LAC DL Cortez Broughton - (2014-18)



NE TE Ryan Izzo - (2014-17)
LAC FB Gabe Nabers - (2016-19)



NE DL Nick Thurman - (2013-17)
LAC LB Emeke Egbule - (2015-18)



NE C James Ferentz - (2008-12)
LAC T Bryan Bulaga - (2007-09)



NE Dir. Player Personnel Nick Caserio - (QB 1995-98)
LAC GM Tom Telesco - (WR 1992-95)



NE WR Damiere Byrd - (2011-14)
NE CB Stephon Gilmore - (2009-11)
LAC RB Melvin Ingram III - (2008-11)



NE TE Devin Asiasi - (2017-19)
NE QB Coach Jedd Fisch - (Interim HC 2017)
LAC RB Joshua Kelley - (2017-19)
LAC OL Scott Quessenberry - (2013-17)
LAC Sr. Coaching Ast. Chris Caminiti - (ST Ast. 2013-15) (As. Athletic Dir. 2016-18)
LAC Ast. S&C Tyler Judkins - (S&C Roles 2012-17)
LAC Sr. Coaching Ast. Rip Scherer - (Ast. HC 2013-15) (As. Athletic Dir. 2016-17)

* Won 2015 National Championship with Alabama
^ Won 2017 National Championship with Alabama

PATRIOTS TIES TO CALIFORNIA

TE Devin Asiasi - College: UCLA (2017-19)
Hometown: Shoreview, CA

K Nick Folk - Hometown: Sherman Oaks, CA

P Jake Bailey - College: Stanford
Hometown: Solana Beech, CA

WR Matthew Slater - College: UCLA (2004-07)
Hometown: Anaheim, CA

DB Myles Bryant - Hometown: Pasadena, CA

Special Teams Ast Joe Houston - College: USC (2007-10)

LS Joe Cardona - Hometown: El Cajon, CA

QBC Jedd Fisch - Coaching: UCLA (Interim HC 2017)

CHARGERS TIES TO NEW ENGLAND

C Cole Toner -

College: Harvard - (2013-15)

DE Joe Gaziano -

Hometown: Scituate, Mass
High School: Xaverian Brothers (Westwood, MA)

Sr. Coaching Ast. Chris Caminiti -

College: Southern Connecticut State (1988-92)

Wide Receivers Coach Phil McGeoghan -

Coaching: Maine (WRC 2007)
College: Boston University (WR 1997)
College: UMaine (WR 1998-00)
Hometown: Feeding Hill, MA
High School: Agawam High (Agawam, MA)

Ast. Defensive Backs Coach Addison Lynch -

College: Bryant University (S 2007-11)
Hometown: Boston, MA
High School: Braintree

Director of player Personnel JoJo Wooden:

Hometown: Hartford, CT

FORMER NFL TEAMMATES



WR Damiere Byrd - (2016-18)
QB Cam Newton - (2011-19)
WR Donte Moncrief - (2019)



G Trai Turner - (2014-19)

QBC Jedd Fisch - (QBC 2010)



DC Gus Bradley - (DC 2010-12)

DB Terrence Brooks - (2014-15)
DL Lawrence Guy - (2014-16)
LB John Simon - (2013)



QB Tyrod Taylor - (2011-14)*

DB Stephon Gilmore - (2012-16)



QB Tyrod Taylor - (2015-17)
HC Anthony Lynn - (Ast. RBC/Int HC 2015-16)
DLC Giff Smith - (DLC 2010-12)

DL Carl Davis - (2018)
RB Rex Burkhead - (2013-2016)



LB Malik Jefferson - (2018)
LB Nick Vigil - (2016-19)

QB Brian Hoyer - (2013-14)



Off. Coord. Shane Steichen - (Qual. Ctrl. 2013)

LB John Simon - (2014-16)
TE Jordan Thomas - (2018-19)



TE Stephen Anderson - (2016-17)
S Jahleel Addae - (2019)

DL Lawrence Guy - (2012-13)
WR Donte Moncrief - (2014-17)



GM Tom Telesco - (Various roles 1998-2012)
QBC Pep Hamilton - (OC 2013-15)
TEC Alfredo Roberts - (TEC 2012-15)

QBC Jedd Fisch - (2013-14)



DC Gus Bradley - (HC 2013-16)
Ast. TEC Dan Shamash - (Qual. Ctrl. 2014-16)

WR Isaiah Ford - (2018-20)



RB Kalen Ballage - (2018-19)

DB Terrence Brooks - (2017-18)
K Nick Folk - (2010-16)
WRC Mick Lombardi (Ast. QBC 2017-18)
HC Bill Belichick - (Ast HC/DC 1997-99)



Ast. OL David Diaz-Infante - (Ast. OLC 2016-19)
RB Troyaine Pope - (2016)
HC Anthony Lynn - (RBC/Ast. HC 2009-14)
Ast. DLC La'Roi Glover - (Ast. DLC 2017-18)
HS&C John Lott - (S&C 1997-04)

* Won Super Bowl XLVII with Baltimore.

FORMER PATRIOTS

Sr. Coaching Ast. Chris Caminiti: Dir. Of Operations - (2002-04)

Was on staff for both Super Bowl XXXVIII and XXXIX.

FORMER CHARGERS

DL Lawrence Guy - (2013-14)

DB Adrian Phillips - (2014-19)

WORTH NOTING

Chargers center Scott Quessenberry is the younger brother of Paul Quessenberry, a tight end on the Patriots practice squad. Paul originally signed with the Patriots on Aug. 22, 2020, after serving five years in the Marine Corps.

Chargers Tight End Stephen Anderson spent the 2018 season on the Patriots practice squad. He was signed to the active roster for the 2018 playoffs, but was inactive for all three postseason games. He was signed by the Chargers in September 2019.

Chargers Guard/Center Ryan Groy was traded to the Patriots from Chicago for LB Matthew Wells in August 2015. He was waived in October of that year and did not play a game in NE.

Chargers Guard Cole Toner spent a short period of time on the Patriots practice squad in 2017.



PATRIOTS WHAT TO LOOK FOR THIS WEEK

IF THE PATRIOTS WIN...

- New England will improve on their NFL-best 88-31 record during the month of December since 1994, when Robert Kraft purchased the team.
- And a player eclipses 100 yards rushing, the team will improve to 54-3 since the 2000 regular season when a player rushes for at least 100 yards.
- And the team does not commit a turnover, New England will win its 72nd game since 2008 without committing a turnover. The Patriots enter Week 13 with a 71-10 record in zero turnover games since 2008.

WHAT TO LOOK FOR...

- The New England offense enters this week fifth in the NFL, averaging 149.6 rushing yards per game (1,646 total rushing yards), on pace for 2,394 rushing yards for the season. That would rank fourth in team annals behind the 3,165 rushing yards in 1978, 2,948 in 1976 and 2,605 in 1983.
- The Patriots are averaging 4.64 yards per rushing attempt (355 rushes for 1,646 yards). If the team holds that pace, it would mark the fourth-highest average in team history.
- Damien Harris (3) and Sony Michel (1) have combined for four 100-yard rushing performances so far in 2020, the most since 2007 (5).

BEST DECEMBER RECORD SINCE 1994

Team	W	L	T	Pct
New England	88	31	0	.739
Green Bay	87	33	0	.725
Pittsburgh	79	41	0	.658
Indianapolis	74	47	0	.612
Baltimore	64	45	0	.587

HIGHEST RUSHING AVERAGE IN PATRIOTS HISTORY

Season	Attempts	Yards	Average
1976	591	2,948	4.99
1983	538	2,605	4.83
1978	671	3,165	4.72
2020	355	1,646	4.64
1962	432	1,970	4.56

P JAKE BAILEY

WHAT TO LOOK FOR...

- Jake Bailey is second in the NFL with 45.5 net yards per punt. Detroit's Jack Fox currently leads the NFL at 45.8. Bailey's gross punting average is 48.1 yards per punt. If it holds it would be the highest in team history. Zoltan Mesko set the team record by averaging 46.5 yards per punt in 2011.
- Bailey's 45.5 net yards per punt would set a new Patriots single-season record. Zoltan Mesko currently holds the record after averaging 41.5 net yards per punt in 2011 (minimum 40 punts).
- Bailey's punting in 2020 has allowed just 38 return yards so far in 2020, second in the NFL, behind the 32 yards by New Orleans. The Patriots record for fewest punt return yards allowed in a season is 75 in 2007.



K NICK FOLK

WHAT TO LOOK FOR...

- Entering this week's game, Patriots K Nick Folk has successfully converted 19 consecutive field goal attempts, tied for the second-longest streak of his career behind the 23 consecutive field goals made in 2013. Folk also connected on 19 straight field goals from 2010-11. Both previous streaks occurred while Folk played for the New York Jets. Overall, Folk now has seven streaks of 10 or more consecutive field goal conversions in his career.
- With his 51-yard field goal as time expired at N.Y. Jets (11/9) and the 50-yarder vs. Arizona (11/29) at the buzzer, Folk became the first kicker in NFL history to convert multiple game-winning field goals of 50-plus yards as time expired in a single season in NFL history. Folk also converted a 53-yard game-winner as time expired during his rookie season with Dallas in 2007. He is the only kicker in NFL history with three career game-winning field goals from 50-plus yards at the buzzer.

RB DAMIEN HARRIS

WHAT TO LOOK FOR...

- Harris is averaging 5.1-yards per carry (110 rushing attempts for 561 yards) in 2020. Four Patriots have finished with at least a 5.0-yard average (minimum 100 attempts) in a single season. If Harris holds his current pace, he will finish with the third-highest single-season rushing average in team history.

HIGHEST RUSHING AVERAGE IN A SINGLE SEASON/PATRIOTS HISTORY (MINIMUM 100 ATTEMPTS)

Player	Season	Attempts	Yards	Average
Don Calhoun	1976	129	721	5.59
Mosi Tatupu	1983	106	578	5.45
Damien Harris	2020	110	561	5.10
LeGarrette Blount	2013	153	772	5.05
Carl Garrett	1969	137	691	5.04





PATRIOTS WHAT TO LOOK FOR THIS WEEK

CB J.C. JACKSON

WHAT TO LOOK FOR...

- DB Ron Hall set a Patriots franchise record in 1964 with 13 takeaways (11 interceptions, 2 fumble recoveries) in a single season. J.C. Jackson has recorded six interceptions and recovered two fumbles for eight takeaways in 2020, becoming the 15th Patriot with at least eight takeaways in a single season. CB Asante Samuel (10 interceptions) has the team mark for most takeaways in a single season under Bill Belichick as Patriots head coach.

MOST TAKEAWAYS BY A PATRIOT UNDER BILL BELICHICK

Player	Year	Takeaways	Interceptions	Fumble Recoveries
Asante Samuel	2006	10	10	0
J.C. Jackson	2020	8	6	2
Kyle Arrington	2011	8	7	1

QB CAM NEWTON

WHAT TO LOOK FOR...

- Cam Newton has scored nine rushing touchdowns in 2020, on pace for 13 for the season. He set the NFL record for rushing touchdowns by a QB in a single season with 14 in 2011.
- Newton is the only QB in NFL history with two double-digit rushing touchdown seasons and with one more rushing TD, he will extend his NFL record with a third season of 10-plus rushing touchdowns.
- With one more rushing touchdown this season, Newton will become the 11th Patriot to rush for double-digit TDs in a single season and first since RB LeGarrette Blount set a franchise record with 18 rushing TDs in 2016.
- Newton has three multi-rush TD games so far this season, tied for most by a QB in a single season.
- Steve Grogan set a Patriots QB record in 1978 with 81 rushing attempts for 539 yards. Newton currently has 92 carries for 387 yards and is on pace for 134 rushing attempts for 563 yards.



MOST RUSH TDS BY A QB IN A SEASON

Player	Team	Season	Rush TDs
Cam Newton	Carolina	2011	14
Steve Grogan	New England	1976	12
Johnny Lujack	Chicago	1950	11
Tobin Rote	Green Bay	1956	11
Kordell Stewart	Pittsburgh	1997	11
Cam Newton	Carolina	2015	10
Daunte Culpepper	Minnesota	2002	10
Billy Kilmer	San Francisco	1961	10
Kyler Murray	Arizona	2020	10
Cam Newton	New England	2020	9 (tied w/3 others)

MOST MULTI-RUSH TD GAMES BY A QB IN A SEASON

Player	Team	Season	Multi-TD Games
Cam Newton	New England	2020	3
Cam Newton	Carolina	2011	3
Steve McNair	Tennessee	1997	3
Kordell Stewart	Pittsburgh	1997	3
Steve Grogan	New England	1976	3
Johnny Lujack	Chicago	1950	3

RB JAMES WHITE

WHAT TO LOOK FOR...

- White needs two receiving touchdowns to tie Larry Garron (26) for the most in franchise history by a running back.
- White's 354 career regular season receptions rank ninth in team history. He needs 10 more receptions to move past Irving Fryar (363) into eighth place.
- Since White became a regular contributor on offense in 2015, he has more receptions (349), receiving yards (3,052) and receiving touchdowns (24) than any other running back in the NFL.

MOST RECEIVING TOUCHDOWNS BY A PATRIOTS RB

Player	Rec. TDs
Larry Garron	26
James White	24
Kevin Faulk	15
Tony Collins	12





LAST GAME PATRIOTS VS. ARIZONA CARDINALS

PATRIOTS 20, CARDINALS 17

NOVEMBER 29, 2020 • GILLETTE STADIUM

	1	2	3	4	Final
Arizona Cardinals	10	0	0	7	17
New England Patriots	0	7	10	3	20

TEAM NOTES

- Bill Belichick coached in his 454th game to tie Tom Landry for third-most in NFL history
- Two big returns on special teams led to 10 points
- James White has second career regular season game with 2 rushing touchdowns
- Nick Folk extends streak to 19 straight field goals
- Folk has second game-winning field goal of 2020; both were 50-yard field goals

PATRIOTS WIN AT HOME VS. NFC

The Patriots victory over Arizona was their 30th win over an NFC team since Gillette Stadium opened in 2002, the most wins among all AFC teams at home against NFC teams.

HOME RECORD VS. NFC SINCE 2002

Team	W	L	T	Pct.
New England	30	8	9	.789
Pittsburgh	29	7	1	.797
Baltimore	28	8	0	.778

STRONG RETURNS

The Patriots had a long kickoff return and punt return to help set up scores. WR Donte Moncrief had a 53-yard kickoff return in the first quarter that helped set up a 1-yard touchdown run by RB James White in the second quarter. WR Gunner Olszewski was credited with a 58-yard punt return in the third quarter that led to a 22-yard field goal by K Nick Folk.

DEFENSE STEPS UP VS. NO. 1 OFFENSE

The Arizona Cardinals entered the game with the NFL's top-ranked offense, averaging 414.3-yards per game and were limited to 298 net yards. That is their second-lowest output of the season to the 262 yards at Carolina on Oct. 4.

HIGH RUSH AVERAGE I

The Patriots entered the game as the fourth-ranked rushing team in the NFL. The Patriots rushed for 110 yards and are now averaging 149.6 yards per game. That mark would be the highest since 1983 when they averaged 162.8 yards rushing per game.

HIGH RUSH AVERAGE II

The Patriots have 1,646 rushing yards so far in 2020, on pace for 2,394 yards, which would be fourth-most in team history.

MOST RUSH YARDS - SINGLE SEASON IN TEAM HISTORY

Season	Rushing Yards
1978	3,165
1976	2,948
1983	2,605
1985	2,331

RUSHING FOR THE END ZONE

The Patriots have 17 total rushing touchdowns in 2020. The Patriots are on pace to finish with 25 rushing touchdowns, which would be tied for the second-most in team history.

MOST RUSH TDS - SINGLE SEASON IN TEAM HISTORY

Season	Rushing TDs
1978	30
2012	25
1976	24

INDIVIDUAL NOTES

BELICHICK TIES LANDRY FOR THIRD-MOST GAMES COACHED

New England Patriots head coach Bill Belichick coached his 454th NFL game vs. Arizona, tying Tom Landry for the third-most games coached in NFL history, behind the 526 games coached by Don Shula and the 506 games by George Halas.

MOST GAMES AS A HEAD COACH IN NFL HISTORY (INCLUDING POSTSEASON)

Head Coach	Team(s)	Years	Games	W	L	T	Pct.
Don Shula	BLT/MIA	1963-95	526	347	173	6	.666
George Halas	Chicago	1920-29, 33-41, 46-55, 58-67	506	324	151	31	.682
Bill Belichick	CLE/NE	1991-95, 2000-20	454	308	145	0	.680
Tom Landry	Dallas	1960-88	454	270	178	6	.601

WHITE REACHES PAY DIRT TWICE

RB James White scored his first two touchdowns of the 2020 season. It is his second regular season game with two rushing touchdowns. White had two rushing touchdowns vs. Green Bay on Nov. 4 2018. He also scored two rushing touchdowns in Super Bowl LI vs. Atlanta on Feb. 5, 2017. White scored his first touchdown of the 2020 season on a 7-yard run in the second quarter to culminate a 7-play, 46-yard drive. He scored a 1-yard run in the third quarter to finish a 6-play, 31-yard drive.

FOLK EXTENDS STREAK

K Nick Folk extended his streak to 19 consecutive field goals with a 22-yard field goal in the third quarter and a game-winning 50-yard field goal as time expired in the fourth quarter. It is tied for his second-longest streak of his career. He made 19 straight field goals from 2010-11 and made 23 straight field goals in 2013. Both streaks occurred while Folk played for the New York Jets. Overall, Folk now has seven streaks of 10 or more consecutive field goal conversions in his career.

FOLK SETS NFL RECORD

Folk had his second game-winning field goal as time expired in the fourth quarter after connecting on a 50-yard field goal against Arizona to give the Patriots a 20-17 win. He had a 51-yard game-winning field goal as time expired at the New York Jets on Nov. 9 to give the Patriots a 30-27 victory. He now becomes the first kicker in NFL history with multiple game-winning 50-yarders as time expired in a single season in NFL history.

SECOND LONGEST GAME WINNER

Folk's 50-yard field goal is the second-longest game-winning field goal with no time left in Patriots history to the 51-yard game-winning field goal he had at the Jets on Nov. 9. The previous long was 48 yards by Adam Vinatieri in Super Bowl XXXVI vs. the Rams.

NEWTON CONTINUES RECORD RUSHING PACE

Cam Newton added 46 yards rushing, including a key 14-yard run late in the game that helped set up the game-winning field goal. He now has 387 rushing yards and is on pace for 563 rushing yards. The Patriots record for most rushing yards in a season by a quarterback is 539 by Steve Grogan in 1978. Newton had 741 rushing yards in 2012 with Carolina.



LAST GAME PATRIOTS VS. ARIZONA CARDINALS

BETTER THAN AVERAGE

RB Damien Harris is averaging 5.1-yards per carry (110 rushing attempts for 561 yards). Four Patriots players have finished a season with at least a 5.0-yard average (minimum 100 attempts).

HIGHEST RUSH AVERAGE IN A SEASON/PATRIOTS HISTORY (MINIMUM 100 ATTEMPTS)

Player	Season	Attempts	Yards	Average
Don Calhoun	1976	129	721	5.59
Mosi Tatupu	1983	106	578	5.45
Damien Harris	2020	110	561	5.10
LeGarrette Blount	2013	153	772	5.05
Carl Garrett	1969	137	691	5.04

BENTLEY AND SPENCE PROVIDE GOAL-LINE STOP

DL Akeem Spence and LB Ja'Whaun Bentley combined on a goal-line tackle on Arizona RB Kenyan Drake to prevent a score as time expired in the first half.

OLSZEWski GOES LONG

WR Gunner Olszewski had a career-long 58-yard punt return in the third quarter. He returned the punt for an 82-yard touchdown return, but it was reduced to a 58-yard return due to a penalty against the Patriots.

BENTLEY SETS SINGLE-GAME MARK

LB Ja'Whaun Bentley had a career-high 13 total tackles. His previous best was 12 tackles vs. Denver on Oct. 18, 2020.

BUTLER CAME UP BIG

DL Adam Butler started along the defensive line in place of Byron Cowart, who was out with an injury. He tipped a pass in the third quarter that was intercepted by S Adrian Phillips at the Arizona 31-yard line to help lead to a touchdown. He also sacked Arizona QB Kyler Murray for a 9-yard loss on a third-and-seven situation late in the third quarter to force a punt.

LINEUP NOTES

MICHEL & HERRON RETURN TO ACTION

RB Sony Michel returned to action after missing three games while on injured reserve and then being inactive upon his return to the 53-man roster at Houston.

OL Justin Herron returned to action after being activated to the 53-man roster from the practice squad. He rotated into the game at left tackle.

ELUEMUNOR STARTS AT LEFT TACKLE

OL Jermaine Eluemunor made his first start at left tackle as a member of the Patriots. His previous four starts in 2020 were at right tackle. He has made one other career start at left tackle, starting at left tackle vs. Pittsburgh on Nov. 4, 2018 when he was with Baltimore.

PATRIOTS DEBUT

DL Akeem Spence saw his first action with the Patriots after being activated to the 53-man roster from the practice squad the day before the game.

MONCRIEF UTILIZED AS KICK RETURNER

WR Donte Moncrief lined up as a kickoff returner and had a 22-yard and a 53-yard kickoff return in the first quarter. The 53-yard kickoff return helped set up the Patriots first touchdown. He entered the week with just two kickoff returns for 12 yards. He had a 5-yard return on Sept. 13, 2015 at Buffalo when he played for Indianapolis and a 7-yard return on Dec. 16, 2018 at Tennessee when he played for Jacksonville.





PATRIOTS PROJECTED CONTRIBUTORS: OFFENSE

QB 1



CAM NEWTON | 6-5 | 245 | AUBURN

- Played nine seasons with the Carolina Panthers after joining the team as the No. 1 overall pick in the 2011 NFL Draft. Signed with New England on July 8, 2020.
- League MVP in 2015 and a three-time Pro Bowl selection.
- Is the first NFL player with 30,000 passing yards and 5,000 rushing yards.

RB 28



JAMES WHITE | 5-10 | 205 | WISCONSIN

- Holds three Super Bowl single-game records for receptions (14), points (20) and TDs (three).
- Currently has the most receptions (349), receiving yards (3,052) and receiving touchdowns (24) by a running back since 2015.
- Elected captain by his teammates for the past three seasons.

RB 37



DAMIEN HARRIS | 5-11 | 213 | ALABAMA

- After playing sparingly as a third-round draft choice in 2019, Harris earned the starting RB role and now leads the team in rushing.
- Produced his first 100-yard rushing game at Kansas City (10/5), picking up 100 yards on 17 carries. Now has three 100-yard rushing performances in 2020.
- Played youth football on the same team as QB Jarrett Stidham for a season in 2003. The duo also competed against one another in college and were both drafted by New England in 2019.

WR 10



DAMIERE BYRD | 5-9 | 180 | SOUTH CAROLINA

- Fifth-year WR out of South Carolina joined the Patriots as a free agent in the 2020 offseason.
- Was teammates with Cam Newton on the Carolina Panthers from 2015-18.
- Set career-highs in 2020 with 35 receptions for 502 yards receiving.

WR 16



JAKOBI MEYERS | 6-2 | 200 | N.C. STATE

- Second-year receiver made the team as an undrafted rookie in 2019.
- Has emerged as a strong contributor in 2020 and posted single-game career highs with 12 receptions for 169 yards in a win at N.Y. Jets (11/9).


C 60



DAVID ANDREWS | 6-3 | 300 | GEORGIA

- Signed as a rookie free agent in 2015 and has played in 68 games over his six seasons.
- Has been named team captain four times (2017-20). Was named to the Patriots All-Decade 2010s team at center.

G 62



JOE THUNEY | 6-5 | 308 | N.C. STATE

- First player in NFL history to start in the Super Bowl in each of his first three seasons.
- Has played the most offensive snaps in the NFL since entering the league in 2016 with 5,183. Tampa Bay's Donovan Smith (5,130) is second.

G 69



SHAQ MASON | 6-1 | 310 | GEORGIA TECH

- Full name is Shaquille Olajuwon Mason after Shaquille O'Neal and Hakeem Olajuwon.
- Was named to the Patriots All-Decade 2010s team at guard.
- Has started 79-of-84 career games, playing mainly right guard.

T 72



JERMAINE ELUEMUNOR | 6-4 | 335 | TEXAS A&M

- Born in London and began playing football after moving to the U.S. at the age of 14. Drafted in the fifth round by Baltimore in 2017.
- Joined New England via trade during the 2019 preseason from Baltimore.
- Started four games at right tackle this season and made his second career start at left tackle vs. Arizona (11/29).

N'KEAL HARRY | 6-4 | 225


WR 15



- Started 2019 rookie season on IR. Played seven games and caught first career touchdown in a 13-9 win vs. Dallas (11/24).
- Became the first receiver the Patriots have selected in the first round since Terry Glenn in 1996.
- Left Arizona State sitting third in program history in both career receptions and career receiving yards.

RYAN IZZO | 6-5 | 255

TE 85



- Has started all 11 games in 2020 and caught 12 passes for 193 yards.
- Caught first career touchdown pass at Washington in a 33-7 win in 2019.
- Spent his rookie season in 2018 on injured reserve.



PATRIOTS PROJECTED CONTRIBUTORS: DEFENSE

DL 99



BYRON COWART | 6-3 | 300 | MARYLAND

- Drafted by New England in the fifth round (159th overall) of the 2019 NFL Draft out of Maryland
- Played sparingly in five games as a rookie in 2019.
- Has moved into a prominent role in 2020 and made his first career start in the season-opener vs. Miami. Has 21 tackles in nine games.


DL 93



LAWRENCE GUY | 6-4 | 315 | ARIZONA STATE

- Started nine games for the Patriots in 2020 and has registered 34 tackles, one sack and one fumble recovery.
- Nine-year NFL veteran with stints with the Packers, Colts, Chargers and Ravens.
- He was named to the Patriots All-Decade Team for the 2010s.

DE 55



JOHN SIMON | 6-2 | 260 | OHIO STATE

- Has started all 11 games in 2020 and tallied 39 tackles, two sacks and three passes defended.
- Was named Big-10 Defensive Player of the Year in 2012 after his senior season at Ohio State.


DE 50



CHASE WINOVICH | 6-3 | 250 | MICHIGAN

- Third-round draft pick out of Michigan in 2019, played as a reserve on defense and on special teams as a rookie. Recorded his first NFL touchdown on a blocked punt vs. N.Y. Giants (10/10/19).
- Tallied 5½ sacks as a rookie and leads the team with 3½ sacks in 2020.

LB 51



JA'WHAUN BENTLEY | 6-2 | 255 | PURDUE

- Showed promise as a fifth-round pick in his rookie season before getting injured.
- Has started eight games at LB in 2020 and registered 61 tackles and 1½ sacks.
- Notched a career-high 13 tackles vs. Arizona (11/29).
- He was the first three-time captain at Purdue. Named Patriots captain in 2020.

CB 24



STEPHON GILMORE | 6-1 | 202 | SOUTH CAROLINA

- Was named AP Defensive Player of the Year last season, the first defensive back to win the award since Troy Polamalu in 2010 and the first corner back since Charles Woodson in 2009.
- Has been selected to two consecutive Pro Bowls.
- His 20 passes defended in 2019 were the most in the league and rank sixth all time in team history. Ty Law has the most with 27 in the 1998 season.

CB 27



J.C. JACKSON | 6-1 | 198 | MARYLAND

- Signed as a rookie free agent in May of 2018.
- Second in the NFL with 14 interceptions since 2018.
- Set a team record with a takeaway in seven consecutive games and an interception in five straight contests.
- Second in the NFL with five interceptions in 2020.

S 21



ADRIAN PHILLIPS | 5-11 | 210 | TEXAS

- Seven-year veteran signed with New England this past offseason after six seasons with the Chargers. Originally entered the NFL as a rookie free agent and started his pro career on the Chargers practice squad.
- Earned Pro Bowl and AP All-Pro First-Team accolades as a special teamer in 2018.
- Leads the team with 70 tackles through 11 games.

S 32



DEVIN MCCOURTY | 5-10 | 195 | RUTGERS

- Named captain every year since 2011.
- Was named to the Patriots 2010s All-Decade Team as a safety.
- Was named AFC Defensive Player of the Month for September 2019.
- Has started every game in 2020 and registered 43 tackles and two interceptions.

DEATRICH WISE JR. | 6-5 | 275

DL 91



- Played in every game in 2020 and totaled 33 tackles, 1½ sacks and one fumble recovery for a TD.
- Scored his first touchdown against the Raiders (9/27) after helping force a fumble on a sack at the goal line.
- Finished with 26 total tackles in 2019.

JONATHAN JONES | 5-10 | 190

CB 31



- Played in every game in 2020 and reached 50 tackles for the third consecutive season.
- Played in 15 games last year, starting nine and matched a career-high in tackles with 50.
- Originally signed as a rookie free agent in 2016.

JASON MCCOURTY | 5-11 | 195

CB 30



- Has played in all 11 games in 2020 and posted 34 tackles and two passes defended.
- He and his brother Devin are just the third set of twins to play on the same NFL team together, joining Gene and Tom Olsen for the Louisville Colonels (1926) and Shaquill and Shaquem Griffin, currently on the Seattle Seahawks.
- Jason and Devin are enshrined in the Rutgers Hall of Distinguished Alumni.



INDIVIDUAL AND TEAM NOTES



ROBERT KRAFT

CHAIRMAN & CEO

6 10

SUPER BOWL
WINS

CONFERENCE
TITLES

THE MOST BY ANY SINGLE OWNER IN
PRO FOOTBALL HISTORY

**FASTEST OWNER IN NFL
HISTORY TO REACH**

300 WINS

23-YEAR

SEASON TICKET HOLDER

BEFORE BUYING THE TEAM IN 1994



Since purchasing the team in 1994, the Patriots, under Robert Kraft's leadership, have experienced one of the most dramatic turnarounds in the history of sports.

Kraft has led the two most dominant decades in NFL history in terms of overall wins – 141 (2010-19) and 126 (2000-09)

Mr. Kraft is the most successful owner since he purchased the team in 1994 in terms of wins (329), division titles (19), winning percentage (.693), playoff wins (33), playoff seasons (21).



Since Robert Kraft purchased the team in 1994, the Patriots have experienced one of the most dramatic turnarounds in the history of sports. In his 26 seasons of ownership, he has transformed one of the league's least successful clubs into what many observers view as a model NFL franchise. In the five seasons immediately preceding his purchase (1989-93), the Patriots were a moribund team, winning just 19 of 80 games (.238 pct.), logging the worst record in the NFL over that span. When he bought the franchise on Jan. 21, 1994, Kraft announced his intention to bring a championship to New England, a tall order considering the team's previous success rate. But under Kraft's leadership, the Patriots have won more division titles (19), conference crowns (10) and Super Bowl championships (6) than any other NFL team. Additionally, the Patriots have achieved the most winning seasons (23) and have the fewest losing seasons (2) since Kraft assumed ownership beginning in 1994. Super Bowl LIII was the 10th Super Bowl appearance since Kraft purchased the team, a period during which no other team has appeared in more than four Super Bowls. In Kraft's 26 seasons, the Patriots have qualified for the playoffs 21 times, more than doubling the franchise's accomplishments during its first 34 seasons. Kraft earned his 23rd winning season in 26 years of owning the franchise in 2019.



SINCE ROBERT KRAFT PURCHASED THE TEAM IN 1994

TOTAL VICTORIES SINCE 1994 (REGULAR SEASON)

New England Patriots.....	296
Pittsburgh Steelers.....	272
Green Bay Packers	270

TOTAL VICTORIES SINCE 1994 (INCL. POSTSEASON)

New England Patriots.....	329
Pittsburgh Steelers.....	292
Green Bay Packers	291
Indianapolis Colts.....	264

MOST HOME VICTORIES SINCE 1994 (INCL. POSTSEASON)

New England Patriots.....	188
Green Bay Packers	172
Pittsburgh Steelers.....	165
Denver Broncos	153

WINNING PERCENTAGE SINCE 1994 (INCL. POSTSEASON)

TEAM	W	L	T	Pct.
New England Patriots	329	146	0	.693
Pittsburgh Steelers	292	166	2	.637
Green Bay Packers	291	172	2	.628
Indianapolis Colts	264	194	0	.576

PLAYOFF WINNING PERCENTAGE SINCE 1994

TEAM	W	L	T	Pct.
New England Patriots	33	15	0	.688
Denver Broncos	14	9	0	.609
Baltimore Ravens	15	10	0	.600
Pittsburgh Steelers	20	14	0	.588
New York Giants	10	7	0	.588
San Francisco 49ers	14	10	0	.583

SUPER BOWL CHAMPIONSHIPS SINCE 1994

New England Patriots.....	6
Denver Broncos.....	3
Baltimore Ravens	2
Green Bay Packers	2
Pittsburgh Steelers.....	2
N.Y. Giants.....	2

CONFERENCE CHAMPIONSHIPS SINCE 1994

New England Patriots.....	10
Pittsburgh Steelers.....	4
Denver Broncos.....	4
Los Angeles Rams.....	3
Green Bay Packers	3
N.Y. Giants.....	3
San Francisco 49ers.....	3
Seattle Seahawks.....	3

DIVISION CHAMPIONSHIPS SINCE 1994

New England Patriots.....	19
Pittsburgh Steelers.....	13
Green Bay Packers	13
Indianapolis Colts.....	10

PLAYOFF VICTORIES SINCE 1994

New England Patriots.....	33
Green Bay Packers	21
Pittsburgh Steelers.....	20
BAL/IND/PHI	15

PLAYOFF VICTORIES ALL TIME

Rooney Family, Pittsburgh (1933-present)	36
Green Bay Packers (1919-present).....	35
Robert Kraft, New England Patriots (1994-present).....	33

PLAYOFF GAMES PLAYED SINCE 1994

New England Patriots.....	48
Green Bay Packers	38
Pittsburgh Steelers.....	34
Indianapolis Colts.....	31

PLAYOFF SEASONS SINCE 1994

New England Patriots.....	21
Green Bay Packers	19
Indianapolis Colts.....	17
Pittsburgh Steelers.....	16

DYNASTY VS. DYNASTY

Of all of the great teams throughout the Super Bowl era, the New England Patriots and the San Francisco 49ers have set a standard of extended excellence above all of the others.

49ERS (1981-98)

PATRIOTS (2001-PRESENT)

5	Super Bowl Appearances	9
5	Super Bowl Titles.....	6
10 in 18 years.....	Conference Title Games	13 in 19 years
22-11 (.667)	Playoff Record	30-11 (.732)
13	Division Titles	17
16	Playoff Seasons	17
207-72-1 (.741)	Regular Season Record	237-78 (.752)
108	Pro Bowl Selections	94
21 in 18 years.....	Home Playoff Games	24 in 19 years
13 in 18 years.....	First-Round Byes	13 in 19 years
4 in 18 years.....	Playoff One-and-Dones	3 in 19 years
122 (1990-99).....	Most Wins in a Decade.....	141 (2010-19)

	Pre-Kraft 1960-93	Pre-Kraft 1989-93	Kraft Era 1994-20
Overall Record	225-276-9	19-61	329-146
Winning Pct.	.450	.238	.693
Super Bowl Titles	0	0	6
Conference Titles	1	0	10
Division Titles	3	0	19
Playoff Seasons	6	0	21
Playoff Record	4-6	--	33-15
Home Playoff Games	1	0	27
Home Playoff Record	0-1	--	23-4





ROBERT KRAFT

CHAIRMAN & CEO

TEN CONFERENCE TITLES

The 2018 AFC Championship marked the 10th conference championship for Robert Kraft as Patriots owner. His 10 conference crowns are more than any other owner in NFL history in the Super Bowl Era (since 1966).

MOST CONFERENCE CHAMPIONSHIPS BY AN OWNER IN SUPER BOWL ERA

Owner	TEAM	#	SEASONS	SUPER BOWL APPEARANCES
Robert Kraft	New England	10	1996, 2001, 2003, 2004, 2007 2011, 2014, 2016, 2017, 2018	XXXI, XXXVI, XXXVIII, XXXIX, XLII, XLVI, XLIX, LI, LII, LIII
Pat Bowlen	Denver	7	1986, 1987, 1989, 1997, 1998, 2013, 2015	XXI, XXII, XXIV, XXXII, XXXIII, XLVIII, 50
Jack Kent Cooke	Washington	5	1972, 1982, 1983, 1987, 1991	VII, XVII, XVIII, XXII, XXVI
Al Davis	Oakland/L.A. Raiders	5	1967, 1976, 1980, 1983, 2002	II, XI, XV, XVIII, XXXVII
Eddie DeBartolo	San Francisco	5	1981, 1984, 1988, 1989, 1994	XVI, XIX, XXIII, XXIV, XXIX
Clint Murchison	Dallas	5	1970, 1971, 1975, 1977, 1978	V, VI, X, XII, XIII
Packers Stockholders	Green Bay	5	1966, 1967, 1996, 1997, 2010	I, II, XXXI, XXXII, XLV
Joe Robbie	Miami	5	1971, 1972, 1973, 1982, 1984	VI, VII, VIII, XVII, XIX

A WINNING TRADITION I

Robert Kraft won his 300th game overall as owner of the New England Patriots against Miami on Sept. 30, 2018. Kraft reached the milestone in his 25th NFL season and in his 432nd game, the fastest an owner has reached the milestone. Al Davis of Oakland/Los Angeles accomplished the feat in 495 games (31 seasons) while Pat Bowlen of Denver reached 300 career wins in 501 games (30 seasons).

A WINNING TRADITION II

Kraft's winning percentage with the Patriots (.693) since taking over the team in 1994 is the highest among all owners/ownership groups with at least 200 wins (regular and postseason) with one team. He is one of just four owners with at least 200 wins and a winning percentage over .600.

Owner	Team	Years	Winning Pct.
Robert Kraft	Patriots	1994-present	.693
Eddie DeBartolo, Jr.	49ers	1977-1999	.636
Clint Murchison, Jr.	Cowboys	1960-1983	.634
Joe Robbie	Dolphins	1966-1989	.609
Pat Bowlen	Broncos	1984-2018	.596

ALL-TIME POSTSEASON WINS

Robert Kraft has 33 career postseason wins, which are the third-most in NFL history.

OWNERSHIP	YEARS	WINS
The Rooney Family, Pittsburgh (1933-present)	88	36
Green Bay Packers (1919-present)	102	35
Robert Kraft, New England (1994-present)	27	33
The Mara Family, N.Y. Giants (1925-present)	96	24
Eddie DeBartolo, Jr., San Francisco (1977-1999)	23	22
Al Davis, Oakland/Los Angeles (1972-2011)	40	21
Pat Bowlen, Denver (1984-2018)	35	21

KRAFT PASSES OTHER OWNERS

The Patriots have 329 wins overall under Robert Kraft. He has produced more victories than every other Patriots owner combined. Under Kraft, the Patriots are 329-146 overall since he purchased the team in 1994. Kraft's predecessors in the owner's office went 225-276-9 in the 34 years prior to his purchase of the team.

CONTINUITY BREEDS SUCCESS

New England is the first team in NFL history to win six Super Bowls with the same owner (Robert Kraft), head coach (Bill Belichick) and quarterback (Tom Brady).

PATRIOTS IN THE PLAYOFFS

The Patriots have qualified for the playoffs 27 times in their 60-year history. Twenty-one of those playoff berths have come in the 26 seasons since Robert Kraft purchased the team in 1994, a dramatic contrast to the six total playoff berths the team earned in its first 34 years of existence. The Patriots have won 22 division crowns, including 17 in the last 19 seasons and 19 of which have come since Robert Kraft's purchase in 1994.

PATRIOTS PLAYOFF SEASONS (27)

Year	How Qualified	Seed	Rec.	Result
2019	Division Champions	3	0-1	Wild Card Round
2018	Division Champions	2	3-0	Super Bowl Champions
2017	Division Champions	1	2-1	AFC Champions
2016	Division Champions	1	3-0	Super Bowl Champions
2015	Division Champions	2	1-1	AFC Championship Game
2014	Division Champions	1	3-0	Super Bowl Champions
2013	Division Champions	2	1-1	AFC Championship Game
2012	Division Champions	2	1-1	AFC Championship Game
2011	Division Champions	1	2-1	AFC Champions
2010	Division Champions	1	0-1	AFC Divisional Round
2009	Division Champions	3	0-1	Wild Card Round
2007	Division Champions	1	2-1	AFC Champions
2006	Division Champions	4	2-1	AFC Championship Game
2005	Division Champions	4	1-1	AFC Divisional Round
2004	Division Champions	2	3-0	Super Bowl Champions
2003	Division Champions	1	3-0	Super Bowl Champions
2001	Division Champions	2	3-0	Super Bowl Champions
1998	Wild Card	6	0-1	Wild Card Round
1997	Division Champions	3	1-1	AFC Divisional Round
1996	Division Champions	2	2-1	AFC Champions
1994	Wild Card	5	0-1	Wild Card Round
1986	Division Champions	3	0-1	AFC Divisional Round
1985	Wild Card	5	3-1	AFC Champions
1982*	16-Team Format	7	0-1	First Round
1978	Division Champions	2	0-1	AFC Divisional Round
1976	Wild Card	4	0-1	AFC Divisional Round
1963	Division Champions	--	1-1	AFL Championship Game

*Strike Year | Bold indicates Kraft era

37-21 Record

A MODEL OF CONSISTENCY

Since Kraft took ownership of the team in 1994, the Patriots have had just three head coaches - Bill Parcells (1994-96), Pete Carroll (1997-99) and current head coach Bill Belichick (2000-present). The only team with fewer head coaches since 1994 is the Pittsburgh Steelers, who have had two: Bill Cowher (1992-2006) and Mike Tomlin (2007-present).

FEWEST HEAD COACHES SINCE 1994

Pittsburgh.....	2
New England.....	3
Baltimore Ravens*.....	3
NFL average.....	7.3

*Since 1996

AFC EAST HEAD COACHES SINCE 1994

New England.....	3
N.Y. Jets.....	9
Buffalo.....	10
Miami.....	12



PATRIOTS POINTS OF INTEREST IN 2020

TEAM - POINTS OF INTEREST

- The Patriots are tied with Pittsburgh for the most Super Bowl wins with six.
- The Patriots have played in 11 Super Bowls, the most by any team in NFL history.
- The Patriots are third in NFL history with 15 Conference Championship Game appearances, one behind the 16 by Pittsburgh and San Francisco.
- The New England Patriots have 37 postseason victories, the most in NFL history. Pittsburgh is second with 36 playoff wins all-time.
- The Patriots have qualified for the playoffs for 11 straight seasons (2009-19), the longest streak in NFL history. Dallas and Indianapolis are tied for second with nine consecutive seasons with a playoff berth.
- The Patriots have won an NFL record 11 straight division titles (2009-19). The Los Angeles Rams are second with seven straight division titles (1973-79).
- The New England Patriots have earned seven No. 1 seeds and need one more to tie Denver (8) for second behind San Francisco (9) for the most since playoff seeding began in 1975.
- The Patriots have earned a first-round playoff bye an NFL-best 14 times since the current playoff format was instituted in 1990. Pittsburgh and San Francisco are second with nine byes since 1990. New England is the only team in NFL history with nine straight first-round byes (2010-18).
- The Patriots have played in 58 postseason games, tied with Green Bay for third all-time. They need to play in two more postseason games to become the third NFL team to play in 60 postseason games, joining Dallas (63) and Pittsburgh (61).

TEAM - POINTS OF INTEREST (CONT.)

- The Patriots have achieved 19 straight seasons (2001-19) with a record of .500 or better, second all-time behind the 21 seasons by Dallas (1965-85).
- The Patriots have posted a winning record for 19 straight seasons (2001-19), the most since the 1970 merger and the second-most all-time, behind Dallas with 20 straight winning seasons (1966-85).
- The Patriots have won at least 10 regular season games for 17 consecutive seasons (2003-19), an NFL best and one more than the 16 by San Francisco (1983-98) for the most consecutive seasons with at least 10 victories, and look to add to that number in 2020.
- The Patriots have 34 winning seasons since 1970, second all-time behind the 37 winning seasons by Pittsburgh.
- New England has 27 undefeated months since 2000, the most in the NFL over that span. Indianapolis is second with 17 undefeated months during that time.
- The Patriots finished the 2019 season with 420 points and have now reached 400 or more points in 13 straight seasons (2007-19) to extend their NFL record. The San Diego Chargers previously held the record by scoring at least 400 points in eight straight seasons from 2004-11. The New Orleans Saints have the second-longest active streak, scoring 400 points for their ninth straight season in 2019.
- The Patriots have tallied seven safeties since 2015, tied with Indianapolis for the most during that time. The Los Angeles Rams are second with six safeties during that time.



2020 TEAM NOTES

PATRIOTS 2020 CAPTAINS

The New England Patriots 2020 team captains were elected by their teammates:



OFFENSE

- C David Andrews, QB Cam Newton & RB James White

DEFENSE

- LB Ja'Whaun Bentley, DL Lawrence Guy, DB Devin McCourty, CB Jason McCourty

SPECIAL TEAMS

- WR Matthew Slater

Devin McCourty and Matthew Slater were chosen captains for the 10th consecutive season. Andrews is a captain for the fourth straight year, and White was elected for the third time. Bentley, Guy, Jason McCourty and Newton are all first-time Patriots captains.

EIGHT PATRIOTS BEGAN THEIR COLLEGE CAREERS PLAYING A DIFFERENT POSITION:

ADAM BUTLER – Moved from an offensive lineman to a defensive lineman after his freshman year at Vanderbilt.

JULIAN EDELMAN – Moved from a college quarterback at Kent State to an NFL wide receiver and a punt returner.

JAKOB JOHNSON – Moved from a college linebacker and tight end at Tennessee to an NFL fullback.

BRANDON KING – Moved from safety and defensive end to a linebacker while at Auburn.

JAKOBI MEYERS – Moved from a quarterback during his first year at North Carolina State to a wide receiver.

GUNNER OLSZEWSKI – Moved from a defensive back at Bemidji State to an NFL wide receiver.

MIKE ONWENU – Onwenu began his collegiate career at Michigan as a defensive lineman before switching to offensive line following his freshman season.



Patriots QB Jarrett Stidham and RB Damien Harris were youth football teammates for one season and went undefeated in the Madison County (Ky.) Youth Football League in 2003. Stidham then moved to Texas, but the duo stayed in touch over the years and even competed against one another in college before both were drafted by the Patriots in 2019.

OFFENSE

THE PATRIOTS OFFENSE HAS ECLIPSED

**200 YARDS
RUSHING
IN A SINGLE GAME
16 TIMES
UNDER BILL BELICHICK**



- The Patriots rushed for 217 yards in Week 1 vs. Miami and for 250 yards in Week 3 vs. Las Vegas. The Patriots have also rushed for 200 yards twice in a single season under Belichick in 2004, '08, '10, '12, '14 and '18 but never three times in a single year.
- The Patriots 6.59 yards per carry average vs. Las Vegas in Week 3 was their highest since 7.06 vs. Green Bay on Dec. 19, 2010. It marked the 11th time under Bill Belichick that the Patriots have averaged at least six yards per carry in a single game.



PUT A RUSH ON THAT

The Patriots have rushed for 1,646 yards in 2020 and rank fifth in the NFL at 149.6 yards per game. The offense is on pace to finish with 2,394 yards rushing, which would rank fourth in team history.

PATRIOTS MOST RUSHING YARDS IN A SINGLE SEASON

Season	Rushing Yards	Avg. per Game
1978	3,165	197.8
1976	2,948	184.3
1983	2,605	162.8
1985	2,331	145.7

PATRIOTS TEAM NOTES

RUSHING TOWARD THE RECORD BOOKS

The New England offense has scored 17 rushing touchdowns through 11 games, third in the NFL in 2020 behind 19 by New Orleans and the 18 by Arizona. The Patriots rushing attack is on pace to finish the season with 25 rushing touchdowns, which would tie for the second-most in team history.

MOST RUSH TDS IN A SEASON IN PATRIOTS HISTORY

Season	Rush TDs
1978	30
2012	25
1976	24

PENALTY-FREE FOOTBALL

The Patriots have committed an NFL-low 42 penalties through 11 games this season (on pace for 61) and set a team record by not committing an offensive foul through the first three games of the year. The Patriots ended a streak of 226 straight offensive plays without a penalty at Kansas City (10/5). The Patriots average of 3.8 penalties per game is the lowest since the St. Louis Cardinals averaged 3.21 penalties per game in 1965.

FEWEST PENALTIES IN A 16-GAME SEASON

Season	Team	Penalties
2012	Atlanta Falcons	55
2008	New England Patriots	57
2010	Atlanta Falcons	58
2007	Seattle Seahawks	59
1992	New Orleans Saints	60

MEYERS JOINS SELECT WR CLUB

Jakobi Meyers became the third wide receiver to throw a touchdown pass under head coach Bill Belichick in the regular season with a 24-yard touchdown pass vs. Baltimore (11/15/20). David Patten threw a 60-yard TD pass at Indianapolis (10/21/01) and Julian Edelman threw a 15-yard TD pass to WR Phillip Dorsett at Philadelphia (11/17/19).

DEFENSE

- The Patriots defense has scored two touchdowns through 11 games in 2020. DB Devin McCourty returned an interception 43 yards for a score in Week 2 at Seattle and DL Deatrich Wise Jr. recovered a strip-sack fumble in the end zone for his first career TD in the Week 3 win vs. Las Vegas.
- The Patriots have scored nine non-offensive touchdowns since the start of the 2019 season, most in the NFL during that span. In 2019, the Patriots had seven non-offensive touchdowns - two fumbles, two blocked punts, and three interceptions for touchdowns. The Patriots record for most non-offensive touchdowns in a single season is nine in 1961 and 2010.



PICKING OFF THE COMPETITION

The Patriots defense has recorded 12 interceptions in 2020, tied for fourth in the NFL. The 2019 Patriots defense led the NFL with 25 interceptions.

MOST INTERCEPTIONS - SINGLE SEASON IN TEAM HISTORY

Season(s)	Interceptions
1964	31
1963, 2003	29
1960, 1962, 2010 & 2019	25
1974, 1980 & 1998	24

ARCHIVED TEAM NOTES

TWO DECADES OF DOMINANCE

The Patriots finished the 2010s with 125 regular season and 16 postseason wins, (141 total), the most ever in a single decade.

TEAMS OF THE DECADES

Team	Years	Reg. Season	Postseason	Total
New England	2010-19	125-35 (.781)	16-7 (.696)	141-42 (.770)
New England	2000-09	112-48 (.700)	14-4 (.778)	126-52 (.708)
Indianapolis	2000-09	115-45 (.719)	9-8 (.529)	124-53 (.701)
San Francisco	1990-99	113-47 (.706)	9-7 (.563)	122-54 (.693)

TRIUMPH IN THE 2000S

The Patriots record of 272-100 (.731) since Bill Belichick became head coach in 2000 is the best in the NFL over that span. Only four NFL teams have posted a winning percentage of .600 or better and the Patriots are the only team over .700.

BEST RECORDS SINCE 2000 (INCLUDING POSTSEASON)

Team	W	L	T	Pct.
New England	272	100	0	.731
Pittsburgh	230	123	2	.651
Green Bay	218	137	2	.613
Indianapolis	217	140	0	.608
Baltimore	211	144	0	.594

AFC EAST SUPREMACY

The New England Patriots own a 93-26 (.782) record in regular season AFC East games since the beginning of the 2001 season, compiling the best intra-division record of any team in the NFL.

NFL'S TOP DIVISIONAL RECORDS SINCE 2001

Team	W	L	T	Pct.
New England	93	26	0	.782
Pittsburgh	85	35	1	.707
Green Bay	81	37	2	.683
Indianapolis	80	39	0	.672

AFC EAST DIVISIONAL RECORDS SINCE 2001

Team	W	L	T	Pct.	Div. Titles	Years
New England	93	26	0	.782	17	2001, 03-07, 09-19
Miami	51	69	0	.425	1	2008
N.Y. Jets	50	71	0	.413	1	2002
Buffalo	47	73	0	.392	0	---

The New England Patriots have won 16 division titles and have 16 playoff berths since realignment in 2002, most in the NFL.

MOST DIVISION TITLES SINCE 2002 REALIGNMENT

Team	Division Titles	Playoff Berths
New England	16	16
Green Bay	10	13
Indianapolis	9	13
Seattle	8	13
Pittsburgh	8	11
Philadelphia	8	11



PATRIOTS TEAM NOTES

MOST DIVISION TITLES IN A DECADE

The New England Patriots won 10 division titles in the 2010s, the most ever by a team in a single decade. The Patriots have also won 11 straight division crowns overall, a mark currently leading the league.

MOST DIVISION TITLES IN A DECADE

Team	Decade	Division Titles
New England	2010-19	10
Minnesota	1970-79	8
New England	2000-09	7
San Francisco	1980-89	7
Dallas	1970-79	7
L.A. Rams	1970-79	7
Pittsburgh	1970-79	7
Cleveland	1950-58	7

CURRENT CONSECUTIVE DIVISION TITLES

Team	Division	Consec. Titles
New England	AFC East	11
Kansas City	AFC West	4
New Orleans	NFC South	3

ALL-TIME WINNING SEASONS

The Patriots have 34 seasons in which the team has finished above .500 since the 1970 merger, second only to the Pittsburgh Steelers (37). New England also leads the NFL with 19 consecutive winning seasons since 2001, the only NFL team to post a winning record every year since 2001.

MOST WINNING SEASONS SINCE THE 1970 MERGER

Team	Seasons
Pittsburgh	37
New England	34
Dallas	33
Minnesota	31
Miami	30
Denver	29

MOST WINNING SEASONS SINCE 2001

Team	Seasons
New England	19
Pittsburgh	15
Seattle	14
Indianapolis	13
Green Bay	13
Philadelphia	13

ALL-TIME WINNING SEASONS

MOST CONSECUTIVE WINNING SEASONS (ACTIVE)

Team	Seasons
New England	19
Seattle	8
Kansas City	8

MOST CONSECUTIVE SEASONS WITH A .500 RECORD OR BETTER RECORD

Team	Seasons	Consecutive Seasons
Dallas	1965-85	21
New England	2001-2019	19
Cleveland	1957-73	17

17 STRAIGHT 10-WIN SEASONS

New England has reached at least 10 regular season wins for 17 consecutive seasons, most since the 1970 merger.

MOST CONSECUTIVE 10-WIN SEASONS

Team	Years	Consec. Seasons w/10+ Wins
New England	2003-2019	17
San Francisco	1983-1998	16
Indianapolis	2002-2010	9
Dallas	1975-1981	7

TEN STRAIGHT 11-WIN SEASONS

The Patriots have won 11 games 21 times in team history, including an NFL-record 10 consecutive seasons from 2010-19. The Patriots have had 11 or more wins 16 times in Robert Kraft's 26 seasons of ownership after having only four 11-win seasons prior to Kraft purchasing the team (1976, '78, '85 & '86).

MOST 11-WIN SEASONS SINCE 1970 MERGER

Team	11+ Win Seasons
New England	21
Dallas	17
Pittsburgh	17
San Francisco	16
Denver	15

MOST CONSECUTIVE 11-WIN SEASONS

Team	Years	Consec. Seasons w/11+ Wins
New England	2010-19	10
Indianapolis	2003-09	7
Dallas	1976-81	6
San Francisco	1994-98	5

ANOTHER SEASON WITH A DOZEN W'S

The Patriots have 13 seasons of 12 or more wins since 1970, second-most in the NFL over that span.

MOST 12-WIN SEASONS SINCE 1970 MERGER

Team	12+ Win Seasons
San Francisco	14
New England	13
Dallas	12
Denver	11
Pittsburgh	10

FLOATING ABOVE .500

Since 2001, the New England Patriots have held a record below .500 for only 19 weeks, fewest in the NFL over that span.

FEWEST WEEKS UNDER .500 SINCE 2001

Team	Weeks Under .500
New England	19
Pittsburgh	63
Baltimore	67
Green Bay	70
Denver	84



PATRIOTS TEAM NOTES

MOST WINS AMONG ORIGINAL AFL TEAMS

The Patriots have the most overall wins among the original eight AFL teams.

OVERALL VICTORY TOTAL OF ORIGINAL AFL TEAMS (INCLUDING PLAYOFFS)

Team	W	L	T
New England	554	422	9
Denver	510	449	10
Las Vegas	504	456	11
Kansas City	504	443	12
L.A. Chargers	467	479	11
Tennessee	465	494	6
Buffalo	447	503	8
N.Y. Jets	420	524	8

TOP 3 IN WINS SINCE 1960

Since the Patriots franchise began play in 1960, they have the third-most wins in the professional football.

MOST WINS IN PRO FOOTBALL SINCE 1960 (INCLUDING PLAYOFFS)

Team	W	L	T
Pittsburgh Steelers	566	408	10
Dallas Cowboys	558	424	6
New England Patriots	554	422	9
Green Bay Packers	548	415	15

NFL'S BEST AT HOME

Since Gillette Stadium opened in 2002, the Patriots own the NFL's best record at home. The Patriots hold a 125-25 (.833) record at home in regular season games and a 144-29 (.832) record including playoffs. The Patriots are an NFL-best 188-53 at home since 1994, when Robert Kraft purchased the team.

BEST HOME RECORDS SINCE 2002 (INCLUDING PLAYOFFS)

Team	W	L	T	Pct
New England	144	29	0	.832
Pittsburgh	114	45	1	.716
Seattle	114	46	0	.713
Indianapolis	112	49	0	.696
Green Bay	111	47	2	.700

ROAD WARRIORS

Since the start of the 1994 season when Robert Kraft purchased the team, the Patriots have the best regular season road record in the NFL. New England has finished undefeated on the road twice (2007 and 2016).

BEST ROAD RECORDS SINCE 1994

Team	W	L	T	Pct
New England	131	82	0	.615
Pittsburgh	120	92	1	.566
Green Bay	110	104	0	.514
Indianapolis	108	105	0	.507

WINNING THE CLOSE ONES

Since 2001, New England owns the NFL's best record (including postseason) in games decided by three points or fewer. New England is 7-2 in those close games in the playoffs.

BEST RECORD IN GAMES DECIDED BY 3 POINTS OR FEWER SINCE 2001 (INCLUDING PLAYOFFS)

Team	W	L	T	Win Pct
New England	44	20	0	.688
Indianapolis	50	27	0	.649
Seattle	46	34	1	.574
Denver	43	33	0	.566
New Orleans	44	35	0	.557
N.Y. Jets	35	29	0	.547

INTER-CONFERENCE RECORD

The New England Patriots own a 59-16 (.787) record vs. NFC teams since realignment in 2002, the best inter-conference record in the NFL during that time.

NFL'S BEST INTER-CONFERENCE RECORD SINCE 2002

Team	W	L	T	Pct.
New England	59	16	0	.787
Pittsburgh	51	23	1	.687
Indianapolis	49	27	0	.645
Baltimore	45	29	0	.608

BOUNCE BACK PATS

Since 2003, the Patriots are 49-12 (.803) in regular season games following a loss. They have dropped back-to-back regular season games in 2006, '09, '11, '12, '15 (twice), '18 (twice), '19 and '20 (four straight).

MODEL OF CONSISTENCY

The New England Patriots have had only one head coach since 2000, showing a level of stability unparalleled in the AFC East.

HEAD COACHES IN AFC EAST SINCE 2000

Team	Head Coaches
New England	1
N.Y. Jets	6
Buffalo	10
Miami	10

OFFENSE

400-POINT SEASONS

The Patriots extended their NFL record to 13 straight seasons with at least 400 total points (2007-19) after finishing seventh in the NFL in 2019 with 420 total points. The Chargers previously held the record by scoring at least 400 points in eight consecutive seasons from 2004-11. New Orleans has a current streak of nine straight seasons with 400 points.



PATRIOTS TEAM NOTES

PROTECTING THE BALL

Since 2008, the Patriots lead the NFL with 81 regular season games without turning the ball over. The Patriots are 71-10 in those games.

ZERO TURNOVER GAMES (SINCE 2008)

New England	81
Green Bay	78
Kansas City	68
Seattle	60
San Francisco	59
Baltimore	57
Indianapolis	57

BALL SECURITY PAYS OFF

Since 2001, the Patriots are an NFL-best 144-25 when not throwing an interception.

ZERO INT GAMES

Team	Games with No Ints	W-L-T	Win Pct.
New England	169	144-25-0	.852
Kansas City	156	107-49-0	.686
Green Bay	154	124-28-2	.812
Seattle	147	107-39-1	.731
Jacksonville	143	82-61-0	.573

RUSH TO VICTORY

Since 2000, New England is 53-3 in the regular season when a Patriot eclipses 100 yards rushing. The only losses during the Bill Belichick era came in a 29-28 loss at Miami (12/20/04) when Corey Dillon rushed for 121 yards, at Kansas City (10/05/20) when Damien Harris had 100 yards rushing in a 26-10 loss and a 24-21 defeat at Buffalo (11/01/20) when Harris had 102 yards rushing.

DEFENSE

FORCING THE ISSUE

The Patriots lead the NFL with a plus-224 turnover margin since 1994.

NFL TURNOVER MARGIN SINCE 1994

New England	+224
Kansas City	+164
Green Bay	+113

MOST SAFETIES SINCE 2015

New England is tied with Indianapolis for most safeties in the NFL since 2015 with seven.

New England	7
Indianapolis	7
St. Louis/L.A. Rams	6

SPECIAL TEAMS

BLOCKED PUNT RECORD

New England set a new team record in 2019 with four blocked punts, most in the NFL since the 2014 Philadelphia Eagles also blocked four punts. The 1986 Patriots previously held the team record with three blocked punts. The NFL record for most blocked punts in a season is six by the 1990 Kansas City Chiefs.

MOST BLOCKED KICKS SINCE 2014

The Patriots and Eagles are tied for the NFL lead with 19 blocked kicks since 2014.

New England	19 (8 FGs, 3 XPs & 8 Punts)
Philadelphia	19
Denver	16
Miami	16
Baltimore	15



PATRIOTS TEAM NOTES

2019

DEFENSE HAD A HISTORIC SEASON

- The Patriots finished with the **NO. 1 RANKED OVER-ALL DEFENSE IN THE NFL** for the first time in team history in 2019. The Patriots finished in the top-10 in defense 15 other times, but never No. 1.
- The team finished with the **NO. 1 RANKED SCORING DEFENSE** last year by allowing 14.1 points per game. The Patriots finished first in that category two other times in team history, allowing 15.6 points per game in 2016 and 14.9 points per game in 2003.
- The **NFL-LOW 225 POINTS ALLOWED** in 2019 were the fewest the team has ever allowed in a 16-game schedule. The previous low was 237 in 2006.
- The 2019 Patriots finished first in the NFL with **25 INTERCEPTIONS** and tied for sixth with 47 sacks.
- New England led the NFL with a **PLUS-21 TURNOVER MARGIN**.

DOWNRIGHT OFFENSIVE

- The Patriots scored **SEVEN NON-OFFENSIVE TOUCHDOWNS** in 2019. They returned two blocked punts, three interceptions and two fumbles for touchdowns. The Patriots record for most non-offensive touchdowns in a season is nine in 2010 and 1961.

THIRD-DOWN DOMINANCE

The Patriots defense held opposing offenses to 47-of-195 (24.1 pct.) on third down in 2019 - the **FEWEST THIRD-DOWN CONVERSIONS ALLOWED AND THE LOWEST CONVERSION PERCENTAGE IN NFL HISTORY**.



THE SCORING TOUCH

- The 2019 Patriots defense limited opponents to 20 touchdowns becoming the **20TH NFL TEAM TO ALLOW 20 OR FEWER DEFENSIVE TOUCHDOWNS** in a season since the league went to a 16-game schedule in 1978. The 2000 Baltimore Ravens and 1986 Chicago Bears had the fewest ever with 16 touchdowns.
- In allowing **14.1 POINTS PER GAME**, the Patriots defense reached its 13th season under Bill Belichick allowing fewer than 20 points per game. That mark is tied with Baltimore for most seasons since 2000 allowing under 20 points per game.

SEASONS ALLOWING 20 POINTS PER GAME OR FEWER SINCE 2001

Team	Seasons	Years
New England	13	2001, 03-04, 06-10, 14-17, 19
Baltimore	13	2001, 03-06, 08-11, 14, 17-19
Pittsburgh	12	2001, 04-08, 10-12, 15, 17, 19
Miami	8	2001-03, 05-06, 08, 11-12
Chicago	8	2001, 2005-06, 10, 12, 17-19
Denver	8	2003-06, 12, 15-16, 19
Seattle	8	2005, 07, 11-16
Jacksonville	8	2001-02, 04-07, 17-18



PATRIOTS HOME DOMINANCE



REGULAR SEASON HOME RECORD SINCE 2002

Team	W	L	T	Pct.
New England	125	25	0	.833
Baltimore	108	41	0	.725
Pittsburgh	107	41	1	.721
Green Bay	105	42	2	.711
Seattle	104	45	0	.698
Indianapolis	104	46	0	.693

HOME PLAYOFF RECORD SINCE 2002

Team	W	L	Pct.
Seattle	10	1	.909
New England	19	3	.864
Indianapolis	8	3	.727
Denver	6	3	.667
Pittsburgh	7	4	.636

HOME RECORD SINCE 2002 (INCLUDING PLAYOFFS)

Team	W	L	T	Pct.
New England	144	29	0	.832
Pittsburgh	114	45	1	.716
Seattle	114	46	0	.713
Baltimore	110	45	0	.710
Indianapolis	112	49	0	.696

HOME RECORD AFTER HALLOWEEN SINCE 2002 (INCLUDING PLAYOFFS)

Team	W	L	T	Pct.
New England	82	19	0	.812
Baltimore	67	26	0	.720
Indianapolis	69	28	0	.711
Pittsburgh	66	26	1	.715
Seattle	69	30	0	.697

HOME RECORD VS. NFC SINCE 2002

Team	W	L	T	Pct.
New England	30	8	0	.789
Pittsburgh	29	7	1	.797
Baltimore	28	8	0	.778

HOME RECORD VS. DIVISIONAL OPPONENTS SINCE 2002

Team	W	L	T	Pct.
New England	47	8	0	.855
Indianapolis	42	13	0	.764
Pittsburgh	42	14	0	.750
Green Bay	40	15	2	.719
Seattle	39	17	0	.696

POINT DIFFERENTIAL AT HOME SINCE 2002 (INCLUDING PLAYOFFS)

Team	Point Differential
New England	1,862
Baltimore	1,155
Green Bay	1,155
Pittsburgh	1,136
Seattle	1,074

POINTS ALLOWED PER GAME AT HOME SINCE 2002 (INCLUDING PLAYOFFS)

Team	Point Average
Baltimore	17.1
New England	17.5
Pittsburgh	19.0
Seattle	19.1
Philadelphia	19.4
Green Bay	19.6

POINTS SCORED PER GAME AT HOME SINCE 2002 (INCLUDING PLAYOFFS)

Team	Point Average
New England	28.2
New Orleans	27.9
Green Bay	26.9
Pittsburgh	25.9
L.A. Chargers	25.8
Seattle	25.7



INSIDE THE NUMBERS

TEAM

2

The Patriots had two of their 2020 sixth-round draft picks in the starting lineup on the offensive line at Kansas City (10/5) and gained 185 yards rushing. Mike Onwenu started at right guard and Justin Herron started at right tackle.

3

The Patriots had three players finish with at least five interceptions in 2019 - Stephon Gilmore (6), J.C. Jackson (5) and Devin McCourty (5). The Patriots also accomplished that feat in 1962 and 1964.

3

Julian Edelman had a 49-yard reception and a 33-yard reception at Seattle (9/20). It is the third time in his career he had two 30-yard receptions in a single game. He also did it at Atlanta (9/29/13) and vs. Seattle (11/13/16).

5

The Patriots have rushed for over 170 yards in a game five times in 2020.

11

New England is the only team to make the playoffs in each of the last 11 seasons (2009-19). Kansas City is next with five straight.

14

J.C. Jackson is second to Miami's Xavier Howard (15) for the most interceptions since 2018 with 14.

19

Since 2001, the Patriots have the fewest weeks with a losing record in the NFL with 19. Pittsburgh is second with 63 weeks.

19

The Patriots have gone 19 straight seasons without being swept in a series by a division opponent, extending the longest such streak since the 1970 NFL merger.

36

Jake Bailey set a franchise record with 36 punts inside the 20-yard line in 2019. The previous mark was 31 by Lee Johnson (2000) and Ryan Allen (2015).

38

Jake Bailey's directional punting in 2020 has allowed just 38 punt return yards in 2020, the second-fewest punt return yards allowed in behind the 32 by New Orleans.

45.5

Jake Bailey is second in the NFL in 2020 with a 45.5 net-yard punting average behind the 45.8 net average by Detroit's Jack Fox.

51

Nick Folk's 51-yard field goal at N.Y. Jets (11/09) and his 50-yarder vs. Arizona (11/29) are the longest game-winning field goals with no time left in Patriots history. The previous long was 48 yards by Adam Vinatieri in Super Bowl XXXVI vs the Rams.

102-1

The Patriots are 102-1 all-time at Gillette Stadium when leading at halftime in the regular season.

158.3

Julian Edelman has a perfect passing rating in his career.

398

Cam Newton has the most rushing first downs by a quarterback in NFL history with 398. Michael Vick is second with 343. His 39 rushing first downs by a QB in 2020 are second to the 41 by Kyle Murray.

10,635

Devin McCourty has played the most defensive snaps of any player with 10,635 since he entered the NFL in 2010. Malcolm Jenkins (New Orleans and Philadelphia) is second with 10,521 defensive snaps.

ROBERT KRAFT

6

The number of Super Bowl championships the Patriots have won since Robert Kraft purchased the team in 1994. That mark ties the most in Super Bowl history.

10

The number of conference championships the Patriots have won since Robert Kraft purchased the team in 1994, the NFL record for most conference championships as an owner.

19

The number of division championships won by the Patriots since Kraft purchased the team in 1994.

21

The number of playoff seasons earned by the Patriots in the 26 seasons since Robert Kraft purchased the team.

48

The number of playoff games the Patriots have appeared in since 1994, the most in the NFL. Green Bay is second with 36.

329

The number of games the Patriots have won since Robert Kraft purchased the franchise in 1994. Prior to Kraft's ownership, the team had won 225 total games in its entire 34-year history from 1960-93.

BILL BELICHICK

3RD

Bill Belichick's 309 wins (regular season and playoffs combined) ranks third among all-time NFL head coaches.

4

Bill Belichick is the first head coach to lead his team to four 500-point seasons (2007, 2010-12).

6

Bill Belichick has won six Super Bowls as a head coach, the most Super Bowl wins by a head coach in NFL history.

7

The number of 13-win seasons by Bill Belichick, the most among all NFL coaches.

9

Bill Belichick has the most conference championships by a head coach with nine.

12

Super Bowl LIII was Belichick's 12th Super Bowl overall, nine as a head coach and three as an assistant coach.

19


Bill Belichick has led the Patriots to 19-straight seasons with a winning record (2001-19), second all-time behind Tom Landry, whose Dallas Cowboys accomplished the feat 20 straight years from 1966-85.

31

Bill Belichick has the most postseason wins by an NFL coach with 31. Tom Landry is second with 20 postseason wins.



BILL BELICHICK NEWS & NOTES



BELICHICK BY THE NUMBERS

46TH COACHING SEASON | 46TH NFL SEASON
21ST SEASON AS PATRIOTS HEAD COACH
26TH HEAD COACHING SEASON

SUPER BOWL WINS (8):

'86 | '90 | '01 | '03 | '04 | '14 | '16 | '18

CONFERENCE TITLES (12):

'86 | '90 | '96 | '01 | '03 | '04 | '07 | '11 | '14 | '16 | '17 | '18

DIVISION TITLES (24):

'75 | '78 | '86 | '89 | '90 | '96 | '98 | '01 | '03 | '04 | '05
 '06 | '07 | '09 | '10 | '11 | '12 | '13 | '14 | '15 | '16 | '17 | '18 | '19

CAREER RECORD: 309-145 (.681)

REGULAR SEASON: 278-133 (.676)

POSTSEASON: 31-12 (.721)

PATRIOTS RECORD: 272-100 (.731)

Bill Belichick is the only head coach in NFL history to win six Super Bowl titles. He won more regular season games (123) and more games overall (136) during a 10-year stretch (2002-11) than any other coach in NFL history. In 2007, Belichick led the Patriots to the fourth undefeated and untied regular season in NFL history and the first since the NFL established a 16-game schedule in 1978. His 46 consecutive years as an NFL coach are first in NFL history, passing the 45 by Dick LeBeau. The only other NFL coach with at least 40 consecutive NFL coaching seasons is Tom Moore with 41.



WHAT TO WATCH FOR IN 2020

- Bill Belichick has an NFL-best six Super Bowl championships as a head coach and joins George Halas and Curly Lambeau as the only NFL coaches with six championships since the league began postseason play in 1933.
- Belichick is third all-time with 278 career regular season wins, behind Don Shula (328) and George Halas (318).
- Belichick has 309 victories (regular season and playoffs combined), third all-time behind Don Shula (347) and George Halas (324).
- Belichick's 17 division titles are the most by a head coach in NFL history. Don Shula and Tom Landry are second with 13 division crowns.
- Belichick entered 2020 with 19 straight winning seasons, one behind Tom Landry with 20 (1966-85).

- Belichick has 17 straight 10-win seasons, an NFL record. George Seifert is second with eight (1989-96).

- Belichick has led his teams to 18 postseason berths as a head coach, tied with Tom Landry for second all-time, behind the 19 by Don Shula.

2020 ACCOMPLISHMENTS

- The 2020 season is Belichick's 46th consecutive NFL season as a coach, breaking a tie with Dick LeBeau, who coached in the NFL for 45 straight seasons.
- Belichick coached in his 454th game vs. Arizona (11/29), tying Tom Landry for the third-most games coached, behind the 526 by Don Shula and the 506 by George Halas.



BILL BELICHICK NEWS & NOTES

NINE CONFERENCE TITLES ARE THE MOST IN SUPER BOWL ERA

The 2018 AFC Championship was Bill Belichick's ninth conference championship, the most in NFL history during the Super Bowl era (since 1966).

MOST CONFERENCE CHAMPIONSHIPS BY A HEAD COACH IN SUPER BOWL ERA

HEAD COACH	TEAM	#	SEASONS	SUPER BOWL APPEARANCES
Bill Belichick	New England	9	2001, 2003, 2004, 2007, 2011, 2014, 2016, 2017, 2018	XXXVI, XXXVIII, XXXIX, XLII, XLVI, XLIX, LI, LII, LIII
Don Shula	Baltimore/Miami	6	1968, 1971, 1972, 1973, 1982, 1984	III, VI, VII, VIII, XVII, XIX
Tom Landry	Dallas	5	1970, 1971, 1975, 1977, 1978	V, VI, X, XII, XIII
Joe Gibbs	Washington	4	1982, 1983, 1987, 1991	XVII, XVIII, XXII, XXVI
Bud Grant	Minnesota	4	1969, 1973, 1974, 1976	IV, VII, IX, XI
Marv Levy	Buffalo	4	1990, 1991, 1992, 1993	XXV, XXVI, XXVII, XXVIII
Chuck Noll	Pittsburgh	4	1974, 1975, 1978, 1979	IX, X, XIII, XIV
Dan Reeves	Denver/Atlanta	4	1986, 1987, 1989, 1998	XXI, XXII, XXIV, XXIII

THE SECOND HIGHEST WINNING PCT.

Bill Belichick's 309 career wins as a head coach are third-most in NFL history and his career winning percentage of .681 is second in NFL history.

TOP WINNING PERCENTAGE AMONG HEAD COACHES WITH AT LEAST 160 WINS (INCL. POSTSEASON)

Head Coach	Team(s)	Years	W	L	T	Pct.
George Halas	Chicago	1920-29, 33-41, 46-55, 58-67	324	151	31	.682
Bill Belichick	CLE/NE	1991-95, 2000-20	309	145	0	.681
Don Shula	BLT/MIA	1963-95	347	173	6	.666
Curly Lambeau	GB/CHI/WAS	1921-53	229	134	22	.630

NOTE: Winning percentage calculated using current NFL rules, counting a tie as a half-win, half-loss.

MOVING ON UP

Bill Belichick ranks third all-time in NFL history with 309 career wins.

MOST WINS BY NFL COACHES

Head Coach	Team(s)	Years	W	L	T
Don Shula	BLT/MIA	1963-95	347	173	6
George Halas	Chicago	1920-29, 33-41, 46-55, 58-67	324	151	31
Bill Belichick	CLE/NE	1991-95, 2000-20	309	145	0
Tom Landry	Dallas	1960-88	270	178	6
Andy Reid	PHI/GB	1999-2020	232	143	1
Curly Lambeau	GB/CHI/WAS	1921-53	229	134	22

SUPER SUCCESS

Bill Belichick has won six Super Bowls, the most by a head coach.

MOST SUPER BOWL VICTORIES

Head Coach	Team	Titles	Seasons
Bill Belichick	New England	6	2001, 03-04, 14, 16, 18
Chuck Noll	Pittsburgh	4	1974-75, 78-79
Joe Gibbs	Washington	3	1982, 87, 91
Bill Walsh	San Francisco	3	1981, 84, 88

NOTE: Sorted by most recent championship. Super Bowls have determined the NFL champion since 1966.

12 SUPER BOWL APPEARANCES

Super Bowl LIII was Bill Belichick's 12th career Super Bowl appearance, the most appearances by a coach that eventually became a head coach.

MOST SUPER BOWL APPEARANCES AS A HEAD COACH (INCLUDING YEARS AS AN ASSISTANT)

Bill Belichick	12 (nine as a head coach)
Dan Reeves	7 (four as a head coach)
Don Shula	6 (six as head coach)
Tom Landry	5 (five as a head coach)
Chuck Noll	5 (four as a head coach)
Marv Levy	5 (four as a head coach)

ELITE COMPANY

Bill Belichick joined George Halas and Curly Lambeau as the only coaches with six NFL championships.

HEAD COACHES WITH FOUR OR MORE NFL TITLES

Coach	NFL Titles	Championship Teams
Bill Belichick	6	New England (SB XXXVI, XXXVIII, XXXIX, XLIX, LI and LIII)
George Halas	6	Chicago (1921, 33, 40, 41, 46 & 63)
Curly Lambeau	6	Green Bay (1929, 30, 31, 36, 39 & 44)
Vince Lombardi	5	Green Bay (1961, 62, 65, SB I & II)

POSTSEASON COACHING MARK

Bill Belichick coached in his NFL-record 37th postseason game in the 2017 AFC Divisional Playoff against Tennessee, moving past Tom Landry and Don Shula. He has now coached in 43 postseason games.

MOST POSTSEASON GAMES AS A HEAD COACH

Head Coach	Team(s)	Games
Bill Belichick	Cleveland/New England	43
Tom Landry	Dallas	36
Don Shula	Baltimore/Miami	36
Andy Reid	Philadelphia/Kansas City	29
Chuck Noll	Pittsburgh	24
Mike Holmgren	Green Bay/Seattle	24
Joe Gibbs	Washington	24



BILL BELICHICK NEWS & NOTES

13 CONFERENCE CHAMPIONSHIP GAME APPEARANCES

Coach Belichick reached his 13th conference championship game as a head coach in 2018 to extend his record for the most since the 1970 merger.

MOST CONFERENCE CHAMPIONSHIP GAMES AS A HEAD COACH

Head Coach	Conference Championship Games
Bill Belichick	13
Tom Landry	10
Don Shula	7
Chuck Noll	7
Andy Reid	7
John Madden	6
Bill Cowher	6

MOST POSTSEASON WINS

Coach Belichick earned his NFL-record 21st postseason victory after the Patriots defeated the Indianapolis Colts in the 2014 AFC Championship Game. He now has 31 career postseason victories.

MOST PLAYOFF WINS BY AN NFL HEAD COACH

COACH	TEAM(s)	WINS
Bill Belichick	CLE/NE	31
Tom Landry	Dallas	20
Don Shula	BLT/MIA	19
Joe Gibbs	Washington	17
Chuck Noll	Pittsburgh	16

BEST NFL POSTSEASON WIN PERCENTAGE (MINIMUM 10 GAMES)

HEAD COACH	TEAM	W	L	PCT.
Vince Lombardi	GB/WAS	9	1	.900
Tom Flores	Oakland	8	3	.727
Bill Belichick	CLE/NE	31	12	.721
Bill Walsh	San Francisco	10	4	.714
Joe Gibbs	Washington	17	7	.708
Jimmy Johnson	DAL/MIA	9	4	.692

POSTSEASON BERTHS

Bill Belichick has led his teams to 18 postseason berths, tied for second all-time among NFL head coaches.

NFL HEAD COACHES WITH THE MOST POSTSEASON BERTHS

Head Coach	Postseason Appearances
Don Shula	19
Bill Belichick	18
Tom Landry	18

DIVISION TITLES RECORD

Coach Belichick again guided the Patriots to the AFC East title in 2019. His 17 division titles are the most by a head coach in NFL history. Don Shula and Tom Landry are second with 13 titles.

MOST CONSECUTIVE DIVISION TITLES

Coach Belichick is the first NFL coach to lead his team to 11 consecutive division titles after claiming another AFC East crown in 2019. Paul Brown (1950-55), Tom Landry (1966-71), Bud Grant (1973-78) and Chuck Noll (1974-79) led their teams to six straight titles.

NFL COACHES WITH THE MOST CONSECUTIVE DIVISION TITLES

Head Coach	Team	Consec. Div. Titles
Bill Belichick	New England	11 (2009-19)
Paul Brown	Cleveland	6 (1950-55)
Tom Landry	Dallas	6 (1966-71)
Bud Grant	Minnesota	6 (1973-78)
Chuck Noll	Pittsburgh	6 (1974-79)

CAREER MILESTONE

Coach Belichick is the fourth NFL head coach to reach 250 career regular season victories. His 278 regular season wins are the third-most regular season wins all-time.

MOST REGULAR SEASON WINS, NFL HEAD COACHES

Head Coach	Team(s)	W	L	T
Don Shula	BLT/MIA	328	156	6
George Halas	Chicago	318	148	6
Bill Belichick	CLE/NE	278	133	0
Tom Landry	Dallas	250	162	6
Curly Lambeau	GB/CHI/WAS	226	132	22

CLIMBING THE WINS LADDER

Coach Belichick has 242 career regular season wins with the Patriots, the fourth-most regular season wins with one team among head coaches.

NFL HEAD COACHES WITH THE MOST REGULAR SEASON WINS WITH ONE TEAM

Coach	Team	W	L	T
George Halas	Chicago	318	148	31
Don Shula	Miami	257	133	2
Tom Landry	Dallas	250	162	6
Bill Belichick	New England	242	89	0
Curly Lambeau	Green Bay	209	104	21

PATRIOTS RENAISSANCE

Once head coach Bill Belichick implemented his coaching design on the Patriots, his approach has given him the best record of any NFL head coach since 2001 (including the postseason).

NFL COACHES RECORDS SINCE 2001

Coach	Team(s)	W	L	T	Pct.
Bill Belichick	New England	267	89	0	.750
Tony Dungy	TB/IND	101	41	0	.711
Jim Harbaugh	San Francisco	49	22	1	.688
Sean McVay	L.A. Rams	42	21	0	.667
Bill Cowher	Pittsburgh	70	35	1	.665



BILL BELICHICK NEWS & NOTES

3X COACH OF THE YEAR

The Associated Press has named Bill Belichick the NFL's Coach of the Year in 2003, 2007 and 2010. He joins Don Shula (four-time winner) and Chuck Knox as the only three-time winners.

ABOVE THE CENTURY MARK

Bill Belichick has an overall record of 309-145, 164 games above the .500 mark. He joins Don Shula and George Halas as the only coaches with 100 more wins than losses.

COACHES WITH 100 OR MORE WINS THAN LOSSES

Head Coach	Team(s)	W	L	T	Wins above .500
Don Shula	BLT/MIA	347	173	6	174
George Halas	Chicago	324	151	31	173
Bill Belichick	CLE/NE	309	145	0	164

500+ FOR 3 STRAIGHT YEARS

Coach Belichick became the first head coach in NFL history to lead his team to three straight 500-point seasons (2010-12) and four overall (2007-589, 2010-518, 2011-513 and 2012-557). St. Louis was the only other team to have done it three times (1999-526, 2000-540, 2001-503).

BILL BELICHICK 500-POINT SEASONS

Season	Points Scored
2007.....	589
2010.....	518
2011.....	513
2012.....	557

TWO DECADES WITH THE PATRIOTS

Bill Belichick is now in his 21st year as head coach of the New England Patriots and is one of seven to coach one team for at least 20 years.

20 YEAR HEAD COACHES WITH ONE TEAM

Head Coach	Years with Team
George Halas.....	40 with Chicago
Curly Lambeau.....	29 with Green Bay
Tom Landry.....	29 with Dallas
Don Shula.....	26 with Miami
Chuck Noll.....	23 with Pittsburgh
Steve Owen.....	23 with N.Y. Giants
Bill Belichick.....	21 with New England

BETTER THAN AVERAGE

Coach Belichick has led the Patriots to 19 straight seasons with a winning record (2001-19), second all-time behind Tom Landry, whose Dallas Cowboys accomplished the feat 20 straight seasons.

MOST CONSECUTIVE SEASONS WITH A WINNING RECORD

Head Coach	Team	Years
Tom Landry.....	Dallas.....	20 – 1966-85
Bill Belichick.....	New England.....	19 – 2001-19
Curly Lambeau.....	Green Bay.....	14 – 1934-47
Curly Lambeau.....	Green Bay.....	12 – 1921-32
George Halas.....	Chicago.....	10 – 1933-42
John Madden.....	Oakland.....	10 – 1969-78

DOUBLE-DIGIT WINS

Coach Belichick has led New England to 17 consecutive seasons with at least 10 wins, an NFL record.

MOST CONSECUTIVE 10-WIN SEASONS

Team	Years	Consec. Seasons w/10+ Wins
New England.....	2003-19.....	17
San Francisco.....	1993-98.....	16
Indianapolis.....	2002-10.....	9
Dallas.....	1975-81.....	7

DIVISIONAL SUCCESS

HIGHEST WIN PCT. VS. DIVISION OPPONENTS (SINCE 1970 - MINIMUM 60 GAMES)

Head Coach	Team(s)	W	L	T	Win Pct.
Mike Tomlin	Pittsburgh	56	22	1	.715
George Allen	LAR/WAS	42	18	2	.700
Bill Belichick	CLE/NE	110	49	0	.692
Bud Grant	Minnesota	69	31	1	.688
Tom Landry	Dallas	101	46	0	.687

MOST WINS VS. DIVISION OPPONENTS SINCE 1970

Head Coach	Team(s)	Wins vs. Div. Opponents
Don Shula.....	Miami.....	132
Bill Belichick.....	CLE/NE.....	110
Tom Landry.....	Dallas.....	101
Dan Reeves.....	DEN/NYG/ATL.....	95
Marty Schottenheimer.....	CLE/KC/SD/WAS.....	95



PATRIOTS OFFENSIVE NOTES



WR JULIAN EDELMAN

2020 ACCOMPLISHMENTS

- In Week 1 vs. Miami, Edelman (620) joined Wes Welker (672) to become the second Patriot to reach 600 career receptions. Edelman now needs 53 more receptions to move past Welker.

- Set a single-game career high with 179 yards receiving on eight receptions at Seattle Week 2. His previous career-high was

151 receiving yards on eight receptions at Miami (1/17).

WHAT TO WATCH FOR IN 2020

- Edelman is in fourth place on the Patriots career receiving yards list with 6,822 receiving yards. He needs 638 yards to move past Wes Welker (7,459) into third place in team history, behind the 7,861 yards by Rob Gronkowski and 10,352 by Stanley Morgan.
- Edelman enters 2020 in ninth place on the Patriots all-time list with 36 receiving touchdowns and can move past Wes Welker (37), Irving Fryar (38), Jim Colclough (39) in 2020.
- Edelman enters the 2020 season with 1,986 punt return yards in the regular season, third in team history to the 2,625 by Troy Brown and 2,055 by Irving Fryar. Edelman needs 14 punt return yards to become the third Patriots player with 2,000 punt return yards.
- Edelman enters 2020 second in NFL history with 118 postseason receptions, second behind Jerry Rice (151).
- Edelman is one of 15 NFL players with at least 1,000 career postseason receiving yards and his 1,442 postseason receiving yards are second all-time, behind the 2,245 playoff receiving yards by Jerry Rice.
- Edelman has accrued six postseason 100-yard receiving games, the most in New England history and tied with Michael Irvin for second all-time, behind the eight 100-yard receiving games by Jerry Rice.

CLIMBING THE FRANCHISE RANKS

Edelman is second in team history in receptions and fourth in receiving yards and all-purpose yards.

MOST RECEPTIONS IN PATRIOTS HISTORY (REGULAR SEASON)

Player	Receptions
Wes Welker.....	672
Julian Edelman	620
Troy Brown.....	557
Stanley Morgan	534
Rob Gronkowski	521

MOST RECEIVING YARDS IN PATRIOTS HISTORY (REGULAR SEASON)

Player	Receiving Yards
Stanley Morgan	10,352
Rob Gronkowski	7,861
Wes Welker.....	7,459
Julian Edelman	6,822
Troy Brown.....	6,366

MOST ALL-PURPOSE YARDS IN PATRIOTS HISTORY (REGULAR SEASON)

Player	All-Purpose Yards
Kevin Faulk	12,339
Stanley Morgan	11,468
Troy Brown	11,128
Julian Edelman.....	9,869
Wes Welker.....	9,070

HAS THE MOST RUSHING ATTEMPTS (58) AND RUSHING YARDS (413) BY A PATRIOTS WIDE RECEIVER.

4TH IN TEAM HISTORY WITH 6,822 RECEIVING YARDS.

3 1,000 YARD SEASONS

2 100 CATCH SEASONS

2ND SECOND IN TEAM HISTORY WITH 620 RECEPTIONS, BEHIND THE 672 RECEPTIONS BY WES WELKER.
SECOND IN NFL POSTSEASON HISTORY WITH 118 RECEPTIONS FOR 1,442 YARDS TO JERRY RICE (151-2,245).



MVP

10 RECEPTIONS FOR 141 YARDS

TWO 100-RECEPTION SEASONS

Julian Edelman notched his second career 100-reception season in 2019, joining Wes Welker as the only other Patriot with multiple 100-reception seasons.

MOST 100-RECEPTION SEASONS/PATRIOTS HISTORY

Player	100-Catch Seasons
Wes Welker.....	5
Julian Edelman.....	2
Troy Brown.....	1

100 RECEPTION SEASONS IN PATRIOTS HISTORY

Player	Season	Receptions
Wes Welker	2009	123
Wes Welker	2011	122
Wes Welker	2012	118
Wes Welker	2007	112
Wes Welker	2008	111
Julian Edelman	2013	105
Troy Brown	2001	101
Julian Edelman	2019	100

VERY RECEPTIVE

Julian Edelman has averaged 6.2 receptions per game since 2013, sixth-highest average in the NFL over that span.

Player	Team(s)	Receptions Per Game
Antonio Brown	Pitt/NE/TB.....	7.3
Michael Thomas	New Orleans	7.3
Julio Jones	Atlanta	6.8
Christian McCaffrey	Carolina.....	6.3
Keenan Allen	SD/L.A. Chargers	6.3
Julian Edelman	New England	6.2



STREAKING RECEIVER

Edelman has at least one reception in 92 consecutive games played.

CONSECUTIVE GAMES WITH AT LEAST ONE RECEPTION

Player	Team(s)	Consec. Games
Larry Fitzgerald	Arizona	253
Julio Jones	Atlanta	126
Golden Tate	SEA/DET/PHI/NYG	124
DeAndre Hopkins	HOU/ARZ	121
Travis Kelce	Kansas City	106
Jarvis Landry	MIA/CLE	105
Julian Edelman	New England	92

EDELMAN ECLIPSES 1,000 YARDS RECEIVING

Edelman became the 10th Patriots player to register a 1,000-yard receiving season in 2013. He now has three such seasons after tallying 1,106 receiving yards in 2016 and 1,117 yards in 2019.

1,000-YARD RECEIVING SEASONS IN PATRIOTS HISTORY

Player	Season	Yards
Wes Welker	2011	1,569
Randy Moss	2007	1,493
Stanley Morgan	1985	1,491
Wes Welker	2012	1,354
Wes Welker	2009	1,348
Rob Gronkowski	2011	1,327
Randy Moss	2009	1,264
Troy Brown	2001	1,199
Rob Gronkowski	2015	1,176
Wes Welker	2007	1,175
Ben Coates	1994	1,174
Wes Welker	2008	1,165
Terry Glenn	1999	1,147
Terry Glenn	1996	1,132
Rob Gronkowski	2014	1,124
Julian Edelman	2019	1,117
Julian Edelman	2016	1,106
Rob Gronkowski	2017	1,084
Brandin Cooks	2017	1,082
Julian Edelman	2013	1,056
Stanley Morgan	1981	1,029
Irving Fryar	1991	1,014
Harold Jackson	1979	1,013
Randy Moss	2008	1,008
Stanley Morgan	1979	1,002

THREE 1,000-YARD RECEIVING SEASONS

Edelman had his third career 1,000-yard receiving season in 2019. He joined Wes Welker (5), Rob Gronkowski (4), Randy Moss (3) and Stanley Morgan (3) as the only Patriots with at least three 1,000-yard receiving seasons.

MOST 1,000-YARD RECEIVING SEASONS/PATRIOTS HISTORY

Player	1,000-Yard Seasons
Wes Welker	5
Rob Gronkowski	4
Julian Edelman	3
Stanley Morgan	3
Randy Moss	3

PERFECT PASSER RATING

Edelman has completed 7-of-8 passing attempts for 179 yards with two touchdowns and a perfect 158.3 passer rating in his career (including playoffs). Against Denver on Oct. 18, 2020, he joined RB Andy Johnson (Sept. 6, 1981 vs. Baltimore) and RB Dick Christy (Nov. 18, 1960 vs. Dallas Texans) as the three Patriots non-quarterbacks who have completed two passes in a game.

EDELMAN PASSES – REGULAR SEASON

- Nov. 4, 2018 vs. Green Bay - 1-for-1 37 yards to James White
- Nov. 11, 2018 at Tennessee - 1-for-1 for 6 yards to Tom Brady
- Sept. 8, 2019 vs. Pittsburgh - 1-for-1 for 32 yards to James White
- Nov. 17, 2019 at Philadelphia - 1-for-1 for a 15-yard touchdown to Phillip Dorsett
- Oct. 18, 2020 vs. Denver - 2-for-2 for 38 yards (22 yards to James White and 16 yards to Cam Newton)

EDELMAN PASSES – POSTSEASON

- Jan. 10, 2015 vs. Baltimore - 1-for-1 for 1 51-yard touchdown to Danny Amendola
- Feb. 5, 2017 vs. Atlanta - 0-for-1 on an intended pass to Dion Lewis

EDELMAN IN A RUSH

Edelman has 58 rushing attempts for 413 yards, the most rushing attempts and rushing yards by a Patriots wide receiver in team history.

MOST RUSHING ATTEMPTS & RUSHING YARDS BY A PATRIOTS WIDE RECEIVER

Player	Rush Attempts	Player	Rushing Yards
Julian Edelman	58	Julian Edelman	413
Cordarrelle Patterson	42	Darryl Stingley	244
Irving Fryar	35	Cordarrelle Patterson	228
Troy Brown	29	Irving Fryar	188
Darryl Stingley	28	Troy Brown	178

ANOTHER TEAM RECORD

Edelman had a 47-yard rush vs. Indianapolis (11/18/12). It is the longest run by a Patriots receiver, topping Troy Brown's 35-yard run vs. Tampa Bay (09/03/00) and Terry Glenn's 35-yarder vs. Kansas City (12/04/00).

FROM STANDOUT QB TO WR

Edelman began his college football career with a year at the College of San Mateo (Calif.) before transferring to Kent State, where, as a senior, he completed 56 percent of his passes (153-of-275 for 1,820 yards) with 13 touchdowns. He was also the team's leading rusher, gaining 1,551 yards on 215 attempts (an average of 7.5 yards per carry) and scoring 13 touchdowns. His offensive numbers broke Kent State's single-season record for total offense set by Joshua Cribbs in 2003.

"He played the quarterback position in college at Kent State and all the positions really that he's played in the NFL – covering kicks, returning kicks, slot receiver, outside receiver, slot defender – he didn't do any of those things in college. I think that really speaks to his versatility and how much he's grown as a player and how many things he's learned how to do that he really didn't have much experience with in college. I'd say that's pretty unusual, especially to be as competent in them as he is," said Bill Belichick.

FATHERLY ADVICE

If there is one thing Julian Edelman has never lacked, it is athletic ability. A dual-threat quarterback at Kent State and former baseball standout in high school, Edelman once wowed Toronto Blue Jays players with his impressive footwork while fielding ground balls in an appearance at batting practice in 2011.

This natural ability may have been overlooked by NFL scouts, who let him fall to the Patriots in the seventh round of the 2009 NFL Draft. Edelman remains focused on the lessons his father, Frank Edelman, taught him at a young age. "I'm still constantly trying to learn," Edelman told the *Boston Herald*. "My dad always put it in my head, when you're green, you're growing, when you're ripe, you're lost. When you're done learning, you're done."

EDELMAN PLAYOFF NOTES

SUPER BOWL MVP

Edelman was named Most Valuable Player of Super Bowl LIII vs. the L.A. Rams after finishing with 10 receptions for 141 yards. He became the seventh wide receiver to win Super Bowl MVP honors and the second Patriots wide receiver to win the award. Deion Branch was named MVP of Super Bowl XXXIX.

INCHING CLOSER TO THE TOP

Edelman ranks second all-time in NFL postseason history with 118 receptions. He also ranks second all-time in postseason receiving yards and is one of 15 players with at least 1,000 career playoff receiving yards. He is the Patriots all-time playoff leader with 118 receptions and 1,442 receiving yards.

MOST POSTSEASON RECEPTIONS IN NFL HISTORY

Jerry Rice	151
Julian Edelman.....	118
Reggie Wayne.....	93
Hines Ward	88
Wes Welker.....	88

MOST POSTSEASON RECEIVING YARDS IN NFL HISTORY

Jerry Rice	2,245
Julian Edelman.....	1,442
Michael Irvin	1,315
Cliff Branch	1,289
Reggie Wayne.....	1,254

MOST POSTSEASON RECEPTIONS IN PATRIOTS HISTORY

Julian Edelman.....	118
Rob Gronkowski	81
Wes Welker.....	69
Troy Brown.....	58
Danny Amendola.....	57

MOST POSTSEASON RECEIVING YARDS IN PATRIOTS HISTORY

Julian Edelman.....	1,442
Rob Gronkowski	1,163
Deion Branch	852
Danny Amendola.....	709
Troy Brown.....	694

CAREER PERFORMANCES

Edelman has six 100-yard playoff receiving games, including two in the Super Bowl. He is tied with Michael Irvin with six 100-yard post-season games, behind the eight by Jerry Rice.

MOST 100-YARD RECEIVING GAMES IN PLAYOFF HISTORY

- 8 Jerry Rice – 29 postseason games played
- 6 Julian Edelman – 18 postseason games played**
- 6 Michael Irvin – 16 postseason games played
- 5 John Stallworth – 18 postseason games played
- 5 Andre Reed – 21 postseason games played
- 5 Hines Ward – 18 postseason games played
- 5 Larry Fitzgerald – 9 postseason games played
- 5 Antonio Brown – 10 postseason games played

MOST 100-YARD RECEIVING GAMES IN PATRIOTS PLAYOFF HISTORY

Julian Edelman.....	6
Rob Gronkowski	4
Deion Branch	4
Wes Welker.....	3

MANY PLAYOFF RETURNS

Edelman is the NFL's all-time postseason leader with 39 punt returns for 443 yards. Edelman is also tied with Troy Brown for most punt returns in Super Bowl history with eight and ranks third with 69 punt return yards.

MOST PLAYOFF PUNT RETURNS & YARDS IN NFL HISTORY

Player	Punt Returns
Julian Edelman.....	39
Dave Meggett	34
Brian Mitchell	34
Troy Brown.....	33

Player	Punt Return Yds.
Julian Edelman.....	443
Brian Mitchell	339
Troy Brown.....	315

MOST SUPER BOWL PUNT RETURNS & YARDS IN NFL HISTORY

Player	Punt Returns
Julian Edelman	8
Troy Brown	8

Player	Punt Return Yds.
John Taylor.....	94
Desmond Howard	90
Julian Edelman	69

K NICK FOLK

LOCAL LINEAGE

Nick Folk's mother is a direct descendant of William Bradford, a founder, settler and longtime governor of the Plymouth Colony settlement. Bradford was also a passenger on the *Mayflower's* original voyage to America.

TWO-TIME GAME WINNER

Folk kicked his second game-winning field goal as time expired, connecting on a 50-yard field goal against Arizona (11/29) to give the Patriots a 20-17 win. He had a 51-yard game-winning field goal as time expired at the New York Jets on Nov. 9 to give the Patriots a 30-27 victory. He is the first NFL kicker with two game-winning field goals as time expired in a single season. Overall, he has three-game-winning field goals as time expired. He also kicked a 53-yard field game-winning field goal as time expired at Buffalo on Oct. 8, 2007 when he was a rookie with the Dallas Cowboys.

TWO-TIME GAME WINNER

Folk's 50-yard game-winning field goal vs. Arizona (11/29) was the second-longest game-winning field goal with no time left in Patriots history, behind the 51-yarder he hit at N.Y. Jets (11/9). The previous long was 48 yards by Adam Vinatieri in Super Bowl XXXVI vs. the St. Louis Rams.

OL SHAQ MASON

A FAMOUS NAMESAKE

A noted sports fan and basketball enthusiast, Shaq's mother, Alicia McGuire, named him Shaquille Olajuwon Mason in 1993 after her two favorite NBA stars at the time, Shaquille O'Neal and Hakeem Olajuwon. The Tennessee native had the opportunity to meet one of his namesakes at a Memphis Grizzlies game while O'Neal was a member of the Miami Heat, receiving a special meet-and-greet and having his jersey signed.

HELLO MY NAME IS



WR JAKOBI MEYERS

POSITIONAL SWITCH AND A CHANCE MEETING

Jakobi Meyers and Cam Newton are teammates now, but the wide receiver and former quarterback looked up to Newton and had a chance meeting with him when he was in high school. "When I was younger in high school, I made [Newton's] 7-on-7 team – his all-star team – and we traveled to Florida to play in a league," Meyers said. "We ended up losing, but it was still a great experience. It was a good experience to meet Cam when I was very young. A lot of guys where I come from look up guys where I come from look up to him, so that was definitely a once-in-a-lifetime opportunity for me."

A SPECIAL BIRTHDAY PERFORMANCE

WR Jakobi Meyers set career highs on his 24th birthday (11/09/20) with 12 receptions for 169 yards in a win over the New York Jets. His previous career highs were six receptions in Week 8 at Buffalo and 74 yards receiving vs. Dallas on Nov. 24, 2019. The 12 receptions were the most by a Patriot since Julian Edelman caught 13 passes at Miami on Dec. 15, 2013.



RB SONY MICHEL

WHAT TO WATCH FOR IN 2020

- The Patriots are 10-1 in games when Michel scores a touchdown.

ROOKIE RUSHING SURGE

RB Sony Michel finished his rookie season with 931 yards rushing. It is the most by a rookie running back under Bill Belichick, surpassing the 745 rushing yards by Lawrence Maroney as a rookie in 2006.

HIGH AVERAGE I

Michel had a 13.0-yard rushing average on nine attempts for 177 yards Week 3 vs. Las Vegas (9/27), marking the highest single-game average for a Patriots running back with at least nine rushing attempts.

HIGHEST RUSHING AVERAGE/SINGLE GAME (Minimum 9 Attempts)

Sony Michel – 13.0 – vs. Las Vegas (09/27/20)
 Larry Garron – 11.6 – vs. Buffalo (10/22/61)
 Sam Cunningham – 11.4 at Buffalo (10/20/74)

HIGH AVERAGE II

Three Patriots Players have rushed for at least 100 yards and averaged at least 13 yards per carry in a single game:

- QB Steve Grogan** rushed seven times for 103 yards (14.7 avg.) vs. the N.Y. Jets (10/18/76).
- RB Robert Weathers** totaled six rushing attempts for 100 yards (16.7 avg.) vs. Baltimore Colts (9/4/83).
- RB Sony Michel** ran for 117 yards on nine carries (13.0-yard average) vs. Las Vegas (9/27/20).

MICHEL GOES LONG (TWICE)

Michel ripped off a 38-yard run and a 48-yard run in the third quarter vs. Las Vegas (9/27), the two longest runs of his career. His previous long was a 34-yard touchdown run vs. Indianapolis (10/4/18).

SONY SETS ROOKIE PLAYOFF TD MARK

Michel set the NFL postseason record for most rushing touchdowns by a rookie in a single postseason with six. He finished second behind Terrell Davis (8) for most rushing touchdowns in a single postseason.

MOST POSTSEASON RUSH TDS BY A ROOKIE

Player	Team	Season	Rush TDs
Sony Michel	New England	2018	6
Leonard Fournette	Jacksonville	2017	4
Jamal Lewis	Baltimore	2000	4
William Floyd	San Francisco	1994	4
Tony Dorsett	Dallas	1977	4
Norm Standlee	Chicago	1977	4

MOST RUSH TDS IN A SINGLE POSTSEASON

Player	Team	Season	Rush TDs
Terrell Davis	Denver	1997	8
Sony Michel	New England	2018	6
Larry Csonka	Miami	1973	6
Franco Harris	Pittsburgh	1974	6
John Riggins	Washington	1983	6
Gerald Riggs	Washington	1991	6
Emmitt Smith	Dallas	1995	6
Ricky Watters	San Francisco	1993	6

QB CAM NEWTON

2020 ACCOMPLISHMENTS

- Cam Newton (92) set a new franchise record for most rush attempts by a Patriots QB in a single season at Houston (11/22). Steve Grogan previously held the record with 81 rushing attempts in 1978.
- Became the 48th QB in NFL history to reach 30,000 career passing yards vs. San Francisco (10/25) and is the only player in NFL history with 30,000 passing yards and 5,000 career rushing yards.
- Joined Michael Vick as the second QB in NFL history to reach 5,000 career rushing yards vs. Denver (10/18).
- In the season-opener vs. Miami (9/13), Newton set a Patriots record for most rushing attempts in a single game by a QB with 15 attempts for 75 yards. The previous record was held by Steve Grogan, with 12 rushing attempts at Buffalo (11/20/77).

PATRIOTS HEISMAN TROPHY WINNERS

Player	Position	Season	School
Joe Bellino	RB	1960	Navy
John Huarte	QB	1964	Notre Dame
Jim Plunkett	QB	1970	Stanford
Doug Flutie	QB	1984	Boston College
Vinny Testaverde	QB	1986	Miami
Cam Newton	QB	2010	Auburn



PATRIOTS OFFENSIVE NOTES

1ST

NEWTON IS FIRST IN NFL HISTORY WITH 67 RUSHING TOUCHDOWNS BY A QUARTERBACK AND SECOND WITH 5,193 CAREER RUSHING YARDS.

MOST RUSHING TOUCHDOWNS BY AN NFL QUARTERBACK/CAREER

PLAYER	RUSHING TOUCHDOWNS
CAM NEWTON.....	67
Steve Young.....	43
Jack Kemp.....	40

MOST RUSHING YARDS BY AN NFL QUARTERBACK/CAREER

PLAYER	RUSHING YARDS
Mike Vick.....	6,109
CAM NEWTON.....	5,193
Randall Cunningham.....	4,928

RECORD-SETTING QB

In addition to owning the NFL record for career rushing touchdowns by a quarterback and sitting second for career rushing yards by a QB, Newton owns two additional QB records for most rushing first downs and most games with a passing and rushing touchdown.

MOST RUSHING FIRST DOWNS BY A QB IN NFL HISTORY

Player	Rushing 1st Downs
Cam Newton.....	398
Michael Vick.....	343
Steve McNair.....	277

MOST GAMES WITH PASSING AND RUSHING TD IN NFL HISTORY

Player	Games
Cam Newton.....	41
Steve Young.....	31
Aaron Rodgers.....	25
Fran Tarkenton.....	24

SEASONAL RUSHING RECORD

Newton set the NFL record for most rushing touchdowns by a quarterback in a single season with 14 in 2011, surpassing the 12 rushing touchdowns by former Patriots QB Steve Grogan in 1976. Newton is also the only NFL QB with two seasons of double-digit rushing touchdowns. He has nine rushing touchdowns in 2020.

MOST RUSH TDs IN A SEASON BY A QB

Player	Team	Season	Rush TDs
Cam Newton	Carolina	2011	14
Steve Grogan	New England	1976	12
Kordell Stewart	Pittsburgh	1997	11
Tobin Rote	Green Bay	1956	11
Johnny Lujack	Chicago	1950	11
Cam Newton	Carolina	2015	10
Billy Kilmer	San Francisco	1961	10
Daunte Culpepper	Minnesota	2002	10
Kyle Murray	Arizona	2020	10

NINE CAREER GAME WITH MULTIPLE RUSH TDs

Newton has scored two rushing touchdowns three times this season: vs. Miami (9/13), at Seattle (9/20) and at N.Y. Jets (11/9). He passed Otto Graham, Steve Young, Jack Kemp and Steve McNair for the most career multi-rush touchdown games by a quarterback in NFL history with nine.

MOST MULTI-RUSH TDs BY A QB IN NFL HISTORY

Player	Multi-Rush TD Games
Cam Newton.....	9
Otto Graham.....	7
Jack Kemp.....	7
Steve McNair.....	7
Steve Young.....	7

NEWTON MULTI-RUSH TD GAMES

Date	Opponent	Rushing TDs
12/04/11	at Tampa Bay	3
11/01/20	at N.Y. Jets	2
09/20/20	at Seattle	2
09/13/20	vs. Miami	2
01/03/16	vs. Tampa Bay	2
09/23/18	vs. Cincinnati	2
11/20/11	at Detroit	2
10/02/11	at Chicago	2
11/26/12	at Philadelphia	2

NEWTON TAKES OFF VS. MIAMI

Cam Newton rushed for 75 yards on 15 carries in the season-opener vs. Miami (9/15), the most rushing yards by a Patriots quarterback under Bill Belichick. He topped that performance with 76 rushing yards vs. Denver (10/18). His 15 rushing attempts against Miami were also the most by a Patriots QB in a single game.

MOST RUSH YARDS BY PATRIOTS QB SINCE 1976

Player	Date	Opponent	Yards
Steve Grogan	10/18/1976	vs. N.Y. Jets	103
Babe Parilli	11/06/1964	vs. Houston	96
Tom Yewcic	11/30/1962	vs. N.Y. Titans	90
Steve Grogan	11/20/1977	at Buffalo	81
Cam Newton	10/18/2020	vs. Denver	76
Steve Grogan	09/19/1976	vs. Miami	76
Cam Newton	09/13/20	vs. Miami	75

MOST RUSH ATTEMPTS BY PATRIOTS QB SINCE 1976

Player	Date	Opponent	Attempts
Cam Newton	09/13/20	vs. Miami	15
Steve Grogan	11/20/77	at Buffalo	12
Cam Newton	09/20/20	at Seattle	11
Tony Eason	11/09/86	at Indianapolis	11
Tom Brady	12/24/06	at Jacksonville	10
Steve Grogan	10/21/79	vs. Miami	10

PATRIOTS QBs WITH MULTI-RUSH TD GAMES

Newton's two touchdown runs at N.Y. Jets (11/09) marked the 15th time that a Patriots quarterback has rushed for multiple touchdowns in a single game.



PATRIOTS OFFENSIVE NOTES



**LITTLE BUD!
DOUGHBOY! HIGHWAY 11!
MYGEMS!**

CAM NEWTON HAS NICKNAMES FOR MANY OF HIS TEAMMATES, INCLUDING HIS RECEIVERS, AS HE RECENTLY MENTIONED IN AN INTERVIEW: "WE'VE GOT LITTLE BUD (DAMIERE BYRD), DOUGHBOY (N'KEAL HARRY), HIGHWAY 11 (JULIAN EDELMAN) AND MYGEMS (JAKOBI MEYERS)."



WR MATTHEW SLATER

WHAT TO WATCH FOR IN 2020

- Slater is tied with Tom Brady and Patrick Chung for most consecutive seasons appearing in a playoff game with 11 from 2009 through 2019.

LIKE FATHER LIKE SON

Slater is one of 10 sons of Hall of Fame members to be drafted in NFL history.

HALL OF FAME FATHERS WITH SONS DRAFTED IN THE NFL

Jackie Slater (class of 2001) – son, Matthew Slater (NE)
Bobby Bell (class of 1983) – son, Bobby Bell (NYJ)
Tony Dorsett (class of 1994) – son, Anthony Dorsett (HOU)
Bob Griese (class of 1990) – son, Brian Griese (DEN)
Russ Grimm (class of 2010) – son, Cody Grimm (TB)
Howie Long (class of 2000) – sons Chris Long (STL) and Kyle Long (CHI)
Bruce Matthews (class of 2007) – son, Jake Matthews (ATL)
Don Shula (class of 1997) – son, Mike Shula (TB)
Kellen Winslow (class of 1995) – son, Kellen Winslow (CLE)

PRO BOWL RECORD



Slater has earned eight Pro Bowl invitations (2011-17, '19) as a special teams player to pass Steve Tasker (1987, 1990-95) for the most special teams Pro Bowl honors in NFL history. Slater is the only special teams player to earn seven consecutive Pro Bowls, which he did from 2011-17.



HAS EARNED 8 SPECIAL TEAMS PRO BOWL INVITES, THE MOST FOR A SPECIAL TEAMS PLAYER IN NFL HISTORY

LONGEST TENURED PLAYER ON THE PATRIOTS.

1 of 10

SONS OF HALL OF FAMERS TO BE DRAFTED IN THE NFL

10

HAS BEEN VOTED A TEAM CAPTAIN FOR 10 STRAIGHT SEASONS.



ALL-STAR COMBINATION

Slater was voted to the Pro Bowl for seven straight seasons from 2011-17 and in 2019, one more than the seven that his father was voted to with the L.A. Rams. The Slater family's 15 combined Pro Bowls are the second-most among father-son contingents to have been voted to at least one Pro Bowl each.

MOST FATHER AND SON PRO BOWL SELECTIONS

Players	Pro Bowls
Archie (2), Peyton (14) and Eli Manning (4).....	20
Jackie (7) and Matthew Slater (8)	15

ELECTED TEAM LEADER

Slater was named to eight Pro Bowls (2011-17, '19) for his special teams work, but perhaps more revealing of his value to New England is the fact that he was elected a captain by his teammates for the 10th straight season in 2020.

The special teams ace shared what it means to be a captain with high school football players in a story published by *The Boston Globe*. "You have to be able to put others before yourself. Being a captain and leadership is about serving, and to me, that means a great deal of sacrifice – putting aside personal agendas for the greater common goal. Leadership is equated with sacrifice. I think you have to be willing to do whatever it takes for the unit to succeed. I think you need to lead by example. A lot of times, it's about what you do, not what you say."

SLATER'S EMERGENCE WAS SPECIAL

Bill Belichick acknowledged Matthew Slater's role as a gunner on special teams: "Matt is one of the best in the league," Belichick said. "Any time the punt return team has to double somebody, that makes it one less guy they can use somewhere else in the return. He almost always draws two guys out there unless they're in an eight-man rush. Most of the time, there's two guys out there — fourth-and-short, where they're trying to protect the box — but he draws a lot of double teams, and deservedly so. He does an outstanding job of covering punts."



PATRIOTS OFFENSIVE NOTES

SLATER SCORES FIRST CAREER TOUCHDOWN

During a 2007 game against Arizona State, UCLA's Matthew Slater returned a kickoff 89 yards for the final touchdown of his collegiate career. In the Patriots 16-10 win over Buffalo on Sept. 29, 2019, DB J.C. Jackson blocked a punt, which Slater returned 11 yards for his first NFL touchdown, 12 seasons after his last touchdown.

OL JOE THUNEY

SUPER BOWL RECORD SETTER

Joe Thuney became the first player in NFL history to start in the Super Bowl in each of his first three seasons in the NFL.

SNAPS FOR THUNEY

Joe Thuney has registered the most offensive snaps since he entered the league in 2016 with 5,183. Tampa Bay's Donovan Smith (5,130) is second.

THUNEY STARTS AT CENTER

Thuney made his first NFL start at center Week 3 vs. Las Vegas (9/27). He entered the game with 66 straight starts at left guard, appearing at center for a single drive in the 2017 preseason. He was the projected starting center at North Carolina State as a sophomore, but started at right tackle and right guard to start the year before eventually settling in at left tackle for the rest of that season.

BACK TO SCHOOL

Thuney has taken advantage of an NFLPA program that assists its players in earning college degrees. After earning his degree in accounting while also studying international studies at N.C.. State, Thuney recently earned his MBA through Indiana University's Kelley School of Business.



RB JAMES WHITE

2020 ACCOMPLISHMENTS

- White passed Deion Branch (328) and Terry Glenn (329) into sole possession of ninth place on the club's all-time receptions list. He enters this week with 354 career regular season receptions.
- With 24 yards receiving in the win over N.Y. Jets (11/9), White joined Kevin Faulk as the only RBs in team history with 3,000 career receiving yards in the regular season.

WHAT TO WATCH FOR IN 2020

- James White has 24 career touchdown receptions in the regular season, second all-time among Patriots running backs behind the 26 by Larry Garron.



**SET A SUPER BOWL RECORD
IN SUPER BOWL LI WITH
14 RECEPTIONS AND 20 POINTS.**

**SET A TEAM RECORD
BY A RUNNING BACK
WITH**

87

RECEPTIONS IN 2018.

**HIS 3,075 RECEIVING YARDS ARE
SECOND-MOST BY A TEAM RUNNING BACK,
BEHIND THE 3,701 BY KEVIN FAULK.**

24 CAREER TOUCHDOWN RECEPTIONS
ARE SECOND IN PATRIOTS ALL-
TIME HISTORY AMONG RUNNING
BACKS BEHIND THE 26 BY LARRY
GARRON.

**HIS 354 RECEPTIONS ARE SECOND-MOST IN PATRIOTS
HISTORY AMONG RUNNING BACK BEHIND THE 431 BY
KEVIN FAULK.**



- White is seventh in NFL history among running backs since 1970 with 24 touchdown receptions.
- White has 354 career regular season receptions are second in New England history among running backs, behind the 431 by Kevin Faulk.
- White is second among all Patriots running backs with 3,075 career receiving yards, behind Kevin Faulk (3,701). He needs 627 yards to move into first place on the Patriots all-time list.

WHITE'S RECEIVING RANKS

James White ranks second in franchise history among running backs in receptions, receiving yards and receiving touchdowns.

RB RECEPTIONS IN PATRIOTS HISTORY

Player	Seasons	Receptions
Kevin Faulk	1999-2011	431
James White	2014-present	354
Tony Collins	1981-87	261
Sam Cunningham	1973-82	210

RB RECEIVING YARDS IN PATRIOTS HISTORY

Player	Seasons	Receiving Yards
Kevin Faulk	1999-2011	3,701
James White	2014-present	3,075
Larry Garron	1960-68	2,502
Tony Collins	1981-87	2,356



PATRIOTS OFFENSIVE NOTES

RB TD RECEPTIONS IN PATRIOTS HISTORY

Player	Seasons	Receiving TDs
Larry Garron	1960-68	26
James White	2014-present	24
Kevin Faulk	1999-2011	15

TD RECEPTIONS RECORD

White owns the NFL record for most receiving touchdowns by a running back in his first six seasons.

MOST RECEIVING TDS BY A RB IN FIRST SIX SEASONS

Player	Team	Receiving TDs
James White	New England	24
Chuck Foreman	Minnesota	23
Brain Westbrook	Philadelphia	23

MOST RECEIVING TDS BY A RB IN FIRST SEVEN SEASONS

Player	Team(s)	Receiving TDs
Brian Westbrook	Philadelphia	28
Darren Sproles	SD/NO	25
James White	New England	24

300 CLUB

White tallied his 300th career regular season reception in his 74th game, tied for sixth-fewest games to reach 300 career receptions by a running back.

FEWEST GAMES TO REACH 300 RECEPTIONS/RB

Player	Team(s)	Games
Le'Veon Bell	Pittsburgh	60
Reggie Bush	NO/MIA	61
Roger Craig	San Francisco	65
LaDainian Tomlinson	San Diego	67
James Wilder	Tampa Bay	68
James White	New England	74
Ray Rice	Baltimore	74

PROLIFIC SCORING PACE

In 2018, White tied former Patriots RB Larry Garron for the most touchdown receptions by a Patriots running back in a single season.

SINGLE-SEASON RB TD RECEPTIONS IN PATRIOTS HISTORY

Player	Year	Receiving TDs
James White	2018	7
Larry Garron	1964	7
Billy Lott	1961	6

COPIOUS CATCHES

Since 2015, White leads all NFL running backs in receptions, receiving yards and receiving touchdowns by a running back.

RB RECEPTIONS SINCE 2015

Player	Team	Receptions
James White	New England	349
Christian McCaffrey	Carolina	320
Alvin Kamara	New Orleans	311
Duke Johnson Jr.	Cleveland/Houston	299
Le'Veon Bell	Pittsburgh/N.Y. Jets/Kansas City	260

RB RECEIVING YARDS SINCE 2015

Player	Team	Receiving Yds
James White	New England	3,052
Duke Johnson Jr.	Cleveland/Houston	2,752
Alvin Kamara	New Orleans	2,714
Christian McCaffrey	Carolina	2,672

RBS WITH THE MOST RECEIVING TDS SINCE 2015

Player	Team	TDs
James White	New England	24
David Johnson	Arizona/Houston	16
Christian McCaffrey	Carolina	16
Kareem Hunt	Kansas City/Cleveland	15
Austin Ekeler	L.A. Chargers	14
Alvin Kamara	New Orleans	14

RECORD-SETTING SEASON

White had 87 receptions in 2018, a team record for a running back in a single season.

MOST RECEPTIONS IN A SEASON BY A PATRIOTS RB

Player	Year	Receptions
James White	2018	87
Tony Collins	1986	77
James White	2019	72
Leroy Thompson	1994	65
James White	2016	60
Kevin Faulk	2008	58
James White	2017	56

RECEIVING YARDS RECORD

White occupies three of the top four spots for a single season receiving yards by a Patriots running back.

MOST RECEIVING YARDS IN A SEASON BY A PATRIOTS RB

Player	Year	Receiving Yards
James White	2018	751
Tony Collins	1986	684
James White	2019	645
James White	2016	551

WHITE JOINS EXCLUSIVE GROUP

In 2018, White became the fourth running back in the Super Bowl era with at least 750 receiving yards and seven receiving touchdowns in a season, joining Gary Anderson (1986), Larry Centers (1996) and Marshall Faulk (2000 and 2001).

WHITE HAS CAREER DAY

White set career regular season highs with 10 receptions and 115 receiving yards vs. Philadelphia (12/06/15). He is the only Patriots running back with four games with 10 or more receptions.

MOST RECEPTIONS IN A GAME BY A RUNNING BACK IN PATRIOTS HISTORY

Player	Date	Opponent	Rec
Shane Vereen	12/08/13	Cleveland	12
Tony Collins	11/29/87	Philadelphia	11
Kevin Faulk	09/03/20	Tampa Bay	11
Leroy Thompson	11/13/94	Minnesota	11
James White	10/29/18	Buffalo	10
James White	10/04/18	Indianapolis	10
James White	10/01/17	Carolina	10
James White	12/06/15	Philadelphia	10
Tony Collins	11/16/86	L.A. Raiders	10

MOST RECEIVING YARDS IN A GAME BY A RUNNING BACK IN PATRIOTS HISTORY

Player	Date	Opponent	Yds
Shane Vereen	12/08/13	Cleveland	153
Dick Christy	11/04/60	Oakland	124
Joe Johnson	11/25/60	Houston	123
James White	12/06/15	Philadelphia	115
Larry Garron	12/11/66	Houston	113



PATRIOTS DEFENSIVE NOTES

WHITE PLAYOFF NOTES

SUPER BOWL RECORD SETTER

White set a Super Bowl record with 14 receptions (for 110 yards) in Super Bowl LI.

MOST RECEPTIONS IN A SUPER BOWL

Player	Team	SB	Opponent	Rec.
James White	New England	LI	Atlanta	14
Demaryius Thomas	Denver	XLVII	Seattle	13
Dan Ross	Cincinnati	XVI	San Francisco	11
Jerry Rice	San Francisco	XXIX	San Diego	11
Wes Welker	New England	XLII	N.Y. Giants	11
Shane Vereen	New England	XLIX	Seattle	11

White also set a Super Bowl record by scoring 20 points with two rushing touchdowns, one touchdown reception and one two-point conversion.

MOST POINTS SCORED IN A SUPER BOWL

Player	Team	SB	Opponent	Points
James White	New England	LI	Atlanta	20
Roger Craig	San Francisco	XIX	Miami	18
Jerry Rice	San Francisco	XXIV	Denver	18
Ricky Watters	San Francisco	XXIX	San Diego	18
Terrell Davis	Denver	XXXII	Green Bay	18

MOST TOUCHDOWNS IN A SUPER BOWL

Player	Team	SB	Opponent	TDs
James White	New England	LI	Atlanta	3 (2 rush, 1 rec.)
Roger Craig	San Francisco	XIX	Miami	3 (2 rec., 1 rush)
Jerry Rice	San Francisco	XXIV	Denver	3 (3 rec.)
Ricky Watters	San Francisco	XXIX	San Diego	3 (2 rec., 1 rush)
Terrell Davis	Denver	XXXII	Green Bay	3 (3 rush)

WHITE TIES RECEPTIONS RECORD

White's 15 receptions in the 2018 Divisional Playoff win against L.A. Chargers tied Darren Sproles for most catches in a single playoff contest.

MOST RECEPTIONS IN A PLAYOFF GAME

Player	Team	Rd/Yr	Opponent	Receptions
James White	New England	Div/18	L.A. Chargers	15
Darren Sproles	New Orleans	Div/11	San Francisco	15
James White	New England	SB/16	Atlanta	14
T.Y. Hilton	Indianapolis	WC/13	Kansas City	13
Chad Morton	New Orleans	Div/00	Minnesota	13
Shannon Sharpe	Denver	WC/93	L.A. Raiders	13
Thurman Thomas	Buffalo	Div/89	Cleveland	13
Kellen Winslow	San Diego	Div/81	Miami	13

LB JA'WHAUN BENTLEY



Ja'Whaun and his family were homeless starting his freshman year of high school, living with one set of grandparents, then the other, then an aunt. Ja'Whaun and his brother slept on couches and floors at time over the course of several years. Once Ja'Whaun entered the NFL, he was able to secure permanent housing for his family.



DL ADAM BUTLER

BUTLER NETTED SIX SACKS IN 2019

Adam Butler set a new single-season career-high in 2019 with six sacks. His previous high was three sacks in 2018.

CAREER-DEFINING CONTEST

Adam Butler arrived at Vanderbilt as an accomplished high school offensive lineman and spent his freshman season redshirting as a backup at center and guard. During his first offseason, Butler entered a rib eating contest, which judges ruled that his team had lost. Butler disagreed and began arguing with the judges. Then Commodore defensive coordinator Bob Shoop was in attendance and witnessed Butler's demeanor and was impressed with his competitive attitude. Shoop convinced then head coach James Franklin to ask Butler to transition to defense.



"Coach Franklin brought me into his office and he asked me what I wanted, and I wanted whatever was best for the team," Butler told The Tennessean. "Because we were so short on defensive linemen at that time, that's how it happened."

LB BRANDON COPELAND



Copeland interned at investment bank UBS during summer breaks in college and has since returned to Penn to teach a financial literacy seminar called "Life 101."



CB STEPHON GILMORE

WHAT TO WATCH FOR IN 2020

- Stephon Gilmore became the first Patriots player to record two consecutive seasons with at least 20 passes defended, after recording 20 in both 2018 and 2019. He can become the first NFL player to have three straight seasons with 20 passes defended.

PATRIOTS DEFENSIVE NOTES


2019 NFL DEFENSIVE PLAYER OF THE YEAR

THE FIRST PATRIOT TO WIN THE ACCOLADE



EARNED HIS THIRD PRO BOWL SELECTION AND WAS A UNANIMOUS ALL-PRO FIRST TEAM SELECTION IN 2019.

HE TIED FOR NFL LEAD WITH SIX INTERCEPTIONS AND LED THE NFL WITH 20 PASSES DEFENSED IN 2019.



LOCK-DOWN DEFENDER

Gilmore tied for the NFL lead with six interceptions and led the NFL with 20 passes defended in 2019. The six interceptions marked a career-high and 20 passes defended matched the career-high 20 he had in 2018.

2019 NFL INTERCEPTION LEADERS

Player	Team	Interceptions
Stephon Gilmore.....	New England	6
Tre'Davious White	Buffalo	6
Anthony Harris.....	Minnesota.....	6

2019 NFL PASSES DEFENSED LEADERS

Player	Team	Passes Defensed
Stephon Gilmore.....	New England	20
Carlton Davis.....	Tampa Bay	18
Logan Ryan	Tennessee	18
Tre'Davious White	Buffalo.....	17
Jamel Dean	Tampa Bay	17
Joe Haden	Pittsburgh.....	17
Jaire Alexander	Green Bay.....	17

MOST PASSES DEFENSED IN A SINGLE SEASON IN PATRIOTS HISTORY

Player	Passes Defensed
Ty Law (1998).....	27
Asante Samuel (2006).....	24
Maurice Hurst (1994).....	23
Ty Law (2003).....	23
Tyrone Poole (2003)	21
Stephon Gilmore (2019).....	20
Stephen Gilmore (2018).....	20

LEAGUE LEADER

Since entering the NFL in 2012, Stephon Gilmore is second with 113 passes defended.

NFL PASSES DEFENSED LEADERS SINCE 2012

Player	Team	Passes Defensed
Janoris Jenkins	STL/NYG/NO.....	117
Stephon Gilmore	BUF/NE.....	113
Joe Haden.....	CLE/PIT	109
Johnathan Joseph.....	HOU/TEN.....	109
Darius Slay	DET/PHI	108

SERIOUS BALL SKILLS

Gilmore became the 11th player since 2000 to record back-to-back seasons with 20 or more passes defended.

CONSECUTIVE SEASONS - 20+ PASSES DEFENSED

Player	Team	Seasons
Stephon Gilmore	New England	2018 (20) & 2019 (20)
Kyle Fuller	Chicago	2017 (22) & 2018 (21)
Casey Howard	L.A. Chargers	2016 (20) & 2017 (22)
Marcus Peters	Kansas City	2015 (26) & 2016 (20)
Joe Haden	Cleveland	2013 (20) & 2014 (20)
Tramon Williams	Green Bay	2010 (20) & 2011 (22)
Leon Hall	Cincinnati	2008 (24) & 2009 (24)
Champ Bailey	Denver	2005 (23) & 2006 (21)
Marcus Trufant	Seattle	2003 (20) & 2004 (20)
Marcus Coleman	Houston	2002 (22) & 2003 (22)
Troy Vincent	Philadelphia	2000 (22) & 2001 (27)

GILMORE LEARNS FROM PATRIOTS PREDECESSORS

Stephon Gilmore may be one of the best cover corners in football, and recognizes the importance of the history of his position. "I'm a big history person. I like to know my history. I've watched the players who have played the game. I wouldn't be in the position I'm in now without those guys," Gilmore told the *Boston Herald*. As a player who appreciates the history of the game, Gilmore has placed emphasis on building relationships with former Patriots defensive backs and Pro Football Hall of Famers Ty Law and Mike Haynes.



DB J.C. JACKSON

ACTION JACKSON

J.C. Jackson recorded three interceptions as an undrafted rookie in 2018, five interceptions last year, and is second in the NFL with six interceptions in 2020. His 14 interceptions are second in the NFL lead since the start of the 2018 season.

MOST INTERCEPTIONS SINCE 2018

Player	Team	Interceptions
Xavien Howard	Miami.....	15
J.C. Jackson	New England	14
Kyle Fuller	Chicago.....	11
Justin Simmons	Denver.....	11
Damonte Kazee.....	Atlanta.....	10
Donte Jackson.....	Carolina.....	10

JACKSON TIES TEAM PICK RECORD

Jackson became the fifth Patriot overall and first since Asante Samuel (2006-07) to net at least five interceptions in consecutive seasons. Jackson totaled five interceptions last year and has six in 2020.

MOST CONSECUTIVE SEASONS WITH 5+ INTERCEPTIONS

Player	INTs (Year)	INTs (Year)	INTs (Year)
Ron Bolton	6 (1973)	7 (1974)	5 (1975)
Mike Haynes	8 (1976)	5 (1977)	6 (1978)
J.C. Jackson	5 (2019)	6 (2020)	
Raymond Clayborn	5 (1979)	5 (1980)	
Asante Samuel	10 (2006)	7 (2007)	



PATRIOTS DEFENSIVE NOTES

JACKSON SETS TEAM PICK RECORD

J.C. Jackson set a team record in the win over Baltimore (11/15) with an interception in his fifth consecutive game. Devin McCourty and Mike Haynes held the previous team record with picks in four straight games.

MOST CONSECUTIVE GAMES WITH AN INT IN PATRIOTS HISTORY

- 5- J.C. Jackson (10/18/20 – 11/15/20)
- 4- Devin McCourty (09/08/19 – 09/29/19)
- 4 - Mike Haynes (11/07/76-11/28/76)

JACKSON TAKETH AWAY

With fumble recoveries in back-to-back contests in Weeks 3 & 4, followed by an interception in five consecutive games, Jackson had a take-away in seven straight games. That mark is a franchise record and is one short of the NFL record for most consecutive games with a takeaway.

MOST CONSECUTIVE GAMES WITH A TAKEAWAY (SINCE 1970 MERGER)

Player	Team	Season	Games
Mark Murphy	Washington	1980	8
Al Richardson	Atlanta	1981	8
J.C. Jackson	New England	2020	7
Chris Dishman	Houston Oilers	1991	7


J.C. EYING TAKEAWAY RECORD UNDER BELICHICK

DB Ron Hall set a Patriots franchise record in 1964 with 13 takeaways (11 interceptions, 2 fumble recoveries) in a single season. J.C. Jackson has recorded six interceptions and recovered two fumbles for eight takeaways in 2020, becoming the 15th Patriot with at least eight takeaways in a single season. CB Asante Samuel (10 interceptions) has the record for most takeaways in a single season under Bill Belichick as Patriots head coach.

MOST TAKEAWAYS BY A PATRIOT UNDER BILL BELICHICK

Player	Year	Takeaways	Interceptions	Fumble Recoveries
Asante Samuel	2006	10	10	0
J.C. Jackson	2020	8	6	2
Kyle Arrington	2011	8	7	1

DB DEVIN MCCOURTY



2020 ACCOMPLISHMENTS

- McCourty entered the 2020 season in eighth place in franchise history with 26 interceptions and tied Maurice Hurst for seventh place with 27 after an interception return for a touchdown at Seattle on Sept. 20. He then tied Mike Haynes for sixth place with a pick vs. San Francisco (10/25).

WHAT TO WATCH FOR IN 2020

- Devin McCourty entered 2020 tied with Ty Law for second most Pro Bowls as a Patriots defensive back with four. Only CB Mike Haynes had more Pro Bowl invites as a Patriots defensive back with six.
- McCourty (28) needs two interceptions to join Ty Law (36), Raymond Clayborn (36) as the third Patriot to reach 30 career interceptions.

PICK LEADER

Devin McCourty tied for fourth in the NFL with five interceptions in 2019, his third career season with five-plus interceptions. That mark tied Marcus Peters and Earl Thomas for most seasons with five-plus interception seasons since 2010. Additionally, McCourty's 28 regular season interceptions since he entered the league in 2010 are tied for the fifth-most in the NFL over that span.

2019 NFL INTERCEPTION LEADERS

Player	Team	Interceptions
Stephon Gilmore.....	New England	6
Tre'Davious White	Buffalo	6
Anthony Harris	Minnesota	6
J.C. Jackson	New England	5
Devin McCourty	New England	5
Darius Leonard	Indianapolis	5
Marcus Peters	LAR/BAL	5
Minkah Fitzpatrick	MIA/PIT	5
Joe Haden	Pittsburgh	5
Kevin King	Green Bay	5
Kevin Byard	Tennessee	5



PATRIOTS DEFENSIVE NOTES



HAS STARTED EVERY GAME THAT HE HAS PLAYED.

**NFL
IN-
TER-
CEP-
TION**



**FOUR-TIME PRO BOWL
SELECTION**

1 OF 7

**PLAYERS IN NFL HISTORY TO
START IN AT LEAST FIVE
SUPER BOWLS**

10 HAS BEEN VOTED A TEAM CAPTAIN
10 TIMES.

LEADERS (SINCE 2010)

Player	Team(s)	Interceptions
Richard Sherman.....	SEA/SF.....	35
Reggie Nelson	CIN/OAK	31
Earl Thomas III	SEA/BAL	30
Marcus Peters	KC/LAR/BAL	30
Devin McCourty	New England	28
Joe Haden	CLE/PIT	28
Patrick Peterson	Arizona.....	28
Brent Grimes	ATL/MIA/TB.....	26
Aqib Talib	TB/NE/DEN/LAR/MIA.....	26
Harrison Smith	Minnesota	26
Janoris Jenkins.....	NY Giants/Stl/NO.....	26

THE MOST IMPORTANT ABILITY IS AVAILABILITY

McCourty has played the most defensive snaps since he entered the NFL in 2010 with 10,635 defensive snaps. Malcolm Jenkins (New Orleans and Philadelphia) is second with 10,521 defensive snaps.

McCOUR-TD

DB Devin McCourty now has three career touchdowns following his 43-yard interception return for a touchdown at Seattle (9/20/20). McCourty also had an 84-yard interception return for a touchdown at Buffalo in 2018 and a 104-yard kickoff return vs. N.Y. Jets in 2012.

DOUBLE TROUBLE

After being selected by the Patriots in the first round of the 2010 NFL Draft, Devin McCourty became part of a select group in league history. McCourty's identical twin brother, Jason, joined the Patriots in 2018. The two became the 12th set of twins to play in the NFL. In the 2018 season opener, Devin and Jason became the first set of twins to play together on the same NFL team since 1926 when Gene and Tom Golsen suited up together for the Louisville Colonels.

Devin became the second twin to suit up for the Patriots, after CB Kato Serwanga was a member of the team from 1998-2000. His twin brother, Jason, played for San Francisco and Minnesota from 1999-2001. According to McCourty's mother, the two can only be told apart by tiny scars on their faces left by chickenpox.

IN GOOD COMPANY

Devin McCourty earned Associated Press All-Pro Second Team honors at safety in 2013 and 2016. He also earned Second Team All-Pro Honors as a rookie in 2010 when he played cornerback. McCourty joined Pro Football Hall of Famers Rod Woodson and Ronnie Lott as the only NFL players to earn All-Pro honors at both safety and cornerback.

BROTHERS IN ARMS

Devin and Jason McCourty have seen first-hand the effects of sickle cell disease. Both their aunt and uncle lived with the disease while their father carried the trait. Devin and Jason partnered with Embrace Kids Foundation to form their own "Tackle Sickle Cell" campaign aiming to educate the public, increase blood donations and raise money and awareness for the fight against sickle cell disease. Devin's work with the local Boston Children's Hospital has helped advance research of the disease with doctors now as close as they've ever been to a cure.



PATRIOTS PLAYOFF NOTES

ALL-TIME PLAYOFF RESULTS

The Patriots have compiled a 37-21 record in their 58 playoff games and their .638 playoff winning percentage is the best in NFL history among teams that have played at least 15 postseason games.

PATRIOTS PLAYOFF RECORD BY ROUND

Round	Record
First Round*	0-1
Wild Card Round	4-4
Divisional Round	16-6
AFC Championship	11-4
AFL Championship	0-1
Super Bowl	6-5
Total	37-21

*1982 Strike Season

ALL-TIME BEST NFL PLAYOFF RECORDS (MINIMUM 15 POSTSEASON GAMES)

Team	Wins	Losses	Win Pct.
New England	37	21	.638
San Francisco	32	21	.604
Green Bay	35	23	.603
Baltimore	15	10	.600
Pittsburgh	36	25	.590
OAK/L.A. Raiders	25	19	.568
Dallas	35	28	.556

MOST POSTSEASON WINS ALL-TIME

Team	Wins
New England Patriots	37
Pittsburgh Steelers	36
Dallas Cowboys	35
Green Bay Packers	35
San Francisco 49ers	32
Oakland Raiders	25

PATRIOTS IN THE PLAYOFFS

The Patriots have qualified for the playoffs 27 times in their 60-year history. Twenty-one of those playoff berths have come in the 26 seasons since Robert Kraft purchased the team in 1994, a dramatic contrast to the six total playoff berths the team earned in its first 34 years of existence. The Patriots have won 22 division crowns - 19 since Robert Kraft's purchase in 1994 and 17 in the last 19 seasons.

PATRIOTS PLAYOFF SEASONS (27)

Year	How Qualified	Seed	Rec.	Result
2019	Division Champions	3	0-1	Wild Card Round
2018	Division Champions	2	3-0	Super Bowl Champions
2017	Division Champions	1	2-1	AFC Champions
2016	Division Champions	1	3-0	Super Bowl Champions
2015	Division Champions	2	1-1	AFC Championship Game
2014	Division Champions	1	3-0	Super Bowl Champions
2013	Division Champions	2	1-1	AFC Championship Game
2012	Division Champions	2	1-1	AFC Championship Game
2011	Division Champions	1	2-1	AFC Champions
2010	Division Champions	1	0-1	AFC Divisional Round
2009	Division Champions	3	0-1	Wild Card Round
2007	Division Champions	1	2-1	AFC Champions
2006	Division Champions	4	2-1	AFC Championship Game
2005	Division Champions	4	1-1	AFC Divisional Round
2004	Division Champions	2	3-0	Super Bowl Champions
2003	Division Champions	1	3-0	Super Bowl Champions
2001	Division Champions	2	3-0	Super Bowl Champions
1998	Wild Card	6	0-1	Wild Card Round
1997	Division Champions	3	1-1	AFC Divisional Round
1996	Division Champions	2	2-1	AFC Champions
1994	Wild Card	5	0-1	Wild Card Round
1986	Division Champions	3	0-1	AFC Divisional Round
1985	Wild Card	5	3-1	AFC Champions
1982*	16-Team Format	7	0-1	First Round
1978	Division Champions	2	0-1	AFC Divisional Round
1976	Wild Card	4	0-1	AFC Divisional Round
1963	Division Champions	--	1-1	AFL Championship Game

*Strike Year | Bold indicates Kraft era

37-21 Record

PLAYOFF BERTHS UNDER KRAFT

New England has qualified for the playoffs 27 times in the team's 60-year history. The Patriots have earned 21 of those playoff berths in the 26 seasons since Robert Kraft purchased the team in 1994. New England has won 22 division crowns overall (21 AFC East crowns) and has qualified as a Wild Card team on four occasions (1976, '85, '94 and '98). The Patriots also qualified for the playoffs in 1982 as part of a 16-team tournament following a players' strike.



ANNUAL ACHIEVEMENT

The Patriots won more than half of their games for the 19th straight year in 2019. They are the first team to win more than half of their games in 19 straight seasons since free agency began in 1993.

The Patriots are also the first team to win more than half of their games in 19 straight seasons since the 1970 AFL-NFL merger, more than the 49ers (16 straight from 1983-98) and the Cowboys (16 straight from 1970-85).

The Patriots have now won nine or more games in 23 of the 26 seasons Robert Kraft has owned the team.

MOST CONSECUTIVE WINNING SEASONS (SINCE 1970 NFL MERGER)

Team	Years	Winning Seasons
New England	2001-19	19
San Francisco	1983-98	16
Dallas	1970-85	16
Oakland	1970-80	11

MOST CONSECUTIVE WINNING SEASONS ALL-TIME

Team	Years	Winning Seasons
Dallas	1966-85	20
New England	2001-19	19
San Francisco	1983-98	16
Oakland	1965-80	16
Chicago	1930-44	15
Green Bay	1934-47	14
Cleveland	1957-69	13

CONTINUED ADVANCEMENT

TEAMS TO WIN AT LEAST ONE PLAYOFF GAME IN CONSECUTIVE SEASONS

Team	Years	Consec. Seasons	Wins
New England	2011-18	8	16
Dallas	1991-96	6	12
Seattle	2012-16	5	8
New England	2003-07	5	11
Baltimore	2008-12	5	9
Philadelphia	2000-04	5	7
Green Bay	1993-97	5	9
Oakland	1973-77	5	7

2019 AFC EAST CHAMPIONS

The New England Patriots claimed the AFC East Division title for the 11th consecutive season and for the 19th time under Robert Kraft in 2019. New England joined the Atlanta Braves as the only franchises from the NFL, NBA, MLB or NHL to win at least 10 straight division titles. Atlanta won 14 consecutive division championships from 1991-2005.

DIVISION CHAMPIONSHIPS SINCE 1994

New England	19
Green Bay	13
Pittsburgh	13
Indianapolis	10



PATRIOTS PLAYOFF NOTES

PLAYOFF TRENDS SINCE 1970

PATRIOTS PLAYOFF TRENDS (SINCE 1970 NFL MERGER)

<i>All-Time (36-20)</i>	<i>Record</i>
vs. AFC.....	30-15
vs. NFC.....	6-5
Home.....	23-5
Away.....	7-10
Neutral.....	6-5
Leading at Halftime.....	27-4
Trailing at Halftime.....	6-14
Tied at Halftime.....	3-2
Leading After 3 Quarters.....	26-4
Tied After 3 Quarters.....	4-0
Trailing After 3 Quarters.....	6-16
Decided by 7 Points or Fewer.....	15-10
Decided by 3 Points or Fewer.....	7-4
When Scoring First.....	27-8
When Not Scoring First.....	9-12
Positive Turnover Ratio.....	22-1
Even Turnover Ratio.....	6-5
Negative Turnover Ratio.....	8-14
Winning or Even Penalty Ratio.....	27-5
Losing Penalty Ratio.....	9-15
With a 100-Yard Rusher.....	11-0
Without a 100-Yard Rusher.....	25-20
With a 100-Yard Receiver.....	19-8
Without a 100-Yard Receiver.....	17-12
When Allowing a 100-Yard Rusher.....	4-6
When Not Allowing a 100-Yard Rusher.....	32-14
When Allowing a 100-Yard Receiver.....	9-8
When Not Allowing a 100-Yard Receiver.....	27-12
With a 300-Yard Passer.....	12-4
Without a 300-Yard Passer.....	24-16
Allowing a 300-Yard Passer.....	8-3
Not Allowing a 300-Yard Passer.....	28-17

RECORD PLAYOFF PARTICIPATION

The Patriots have played at least one postseason game in 11 straight seasons, the most consecutive seasons participating in a postseason game in NFL history.

MOST CONSECUTIVE SEASONS PARTICIPATING IN A PLAYOFF GAME

<i>Team</i>	<i>Consec. Seasons (Yrs)</i>
New England.....	11 (2009-19)
Dallas.....	9 (1975-83)
Indianapolis.....	9 (2002-10)
Dallas.....	8 (1966-73)
Green Bay.....	8 (2009-16)
L.A. Rams.....	8 (1973-80)
Pittsburgh.....	8 (1972-79)
San Francisco.....	8 (1983-90)

MOST PLAYOFF WINS IN A DECADE

The Patriots won 16 playoff games in the 2010's, a new record for the most playoff victories by any NFL team in a decade.

MOST PLAYOFF VICTORIES IN A DECADE

<i>Team</i>	<i>Decade</i>	<i>Playoff Wins</i>	<i>Championships</i>
New England	2010s	16	2014, 16, 18
New England	2000s	14	2001, 03, 04
Dallas	1970s	14	1971, 77
Pittsburgh	1970s	14	1974-75, 1978-79
San Francisco	1980s	13	1981, 84, 1988-89
Dallas	1990s	12	1992-93, 95
Washington	1980s	11	1982, 87
Buffalo	1990s	10	--
Philadelphia	2000s	10	--
Pittsburgh	2000s	10	2005, 08

SUSTAINED PLAYOFF SUCCESS

The Patriots won 12 playoff games from 2014-18, the NFL's highest playoff victory total over a five-season span.

MOST PLAYOFF VICTORIES IN A FIVE-YEAR SPAN

<i>Team</i>	<i>5-Year Span</i>	<i>Playoff Wins</i>	<i>SB Wins</i>
New England	2014-18	12	3
New England	2003-07	11	2
Dallas	1991-95	11	3
Dallas	1992-96	11	3
New England	2013-17	10	2
New England	2001-05	10	3
Pittsburgh	1974-78	10	3
Pittsburgh	1975-79	10	3

PATS REACH 50 PLAYOFF GAMES

The Patriots are one of five NFL teams with 50 or more postseason games played in their franchise's history.

MOST POSTSEASON GAMES PLAYED

<i>Team</i>	<i>Games Played</i>
Dallas.....	63
Pittsburgh.....	61
New England.....	58
Green Bay.....	58
San Francisco.....	53

PATRIOTS AT HOME IN THE PLAYOFFS

The Patriots are 23-5 (.821) at home in the playoffs in their history. Twenty-seven of the franchise's 28 home playoff games have taken place since Robert Kraft purchased the team in 1994. After Kraft bought the team, the Patriots won 11 consecutive home playoff games before experiencing a home loss.

PATRIOTS AT HOME IN THE PLAYOFFS (23-5)

<i>Date</i>	<i>Round</i>	<i>Opponent</i>	<i>W/L</i>	<i>Score</i>
01/04/20	AFC Wild Card	Tennessee	L	13-20
01/13/19	AFC Divisional	L.A. Chargers	W	41-28
01/21/18	AFC Championship	Jacksonville	W	24-20
01/13/18	AFC Divisional	Tennessee	W	35-14
01/22/17	AFC Championship	Pittsburgh	W	36-17
01/14/17	AFC Divisional	Houston	W	34-16
01/16/16	AFC Divisional	Kansas City	W	27-20
01/18/15	AFC Championship	Indianapolis	W	45-7
01/10/15	AFC Divisional	Baltimore	W	35-31
01/11/14	AFC Divisional	Indianapolis	W	43-22
01/20/13	AFC Championship	Baltimore	L	13-28
01/13/13	AFC Divisional	Houston	W	41-28
01/22/12	AFC Championship	Baltimore	W	23-20
01/14/12	AFC Divisional	Denver	W	45-10
01/16/11	AFC Divisional	N.Y. Jets	L	21-28
01/10/10	AFC Wild Card	Baltimore	L	14-33
01/20/08	AFC Championship	San Diego	W	21-12
01/12/08	AFC Divisional	Jacksonville	W	31-20
01/07/07	AFC Wild Card	N.Y. Jets	W	37-16
01/07/06	AFC Wild Card	Jacksonville	W	28-3
01/16/05	AFC Divisional	Indianapolis	W	20-3
01/18/04	AFC Championship	Indianapolis	W	24-14
01/10/04	AFC Divisional	Tennessee	W	17-14
01/19/02	AFC Divisional	Oakland	W	16-13 (OT)
12/28/97	AFC Wild Card	Miami	W	17-3
01/12/97	AFC Championship	Jacksonville	W	20-6
01/05/97	AFC Divisional	Pittsburgh	W	28-3
12/31/78	AFC Divisional	Houston	L	14-31



PATRIOTS PLAYOFF NOTES

HOME DOMINANCE

The Patriots have a 23-5 (.821) all-time record in home playoff games. The Patriots .821 winning percentage at home in the post-season is first among teams with at least 15 home playoff games and their 23 wins are the most. The Patriots are one of four teams with at least 20 playoff wins at home. Pittsburgh, Dallas and San Francisco have 21 home wins in the postseason.

BEST HOME PLAYOFF RECORDS

Team	Record	Win Pct.
New England	23-5.....	.821
Oakland	19-5.....	.792
Green Bay	19-5.....	.792
Denver.....	17-5.....	.773
Washington	13-5.....	.722
San Francisco	22-9.....	.710
Dallas.....	21-9.....	.700

AT HOME IN THE PLAYOFFS

LONGEST CONSECUTIVE HOME PLAYOFF WINNING STREAKS

Team	Wins	Seasons
Green Bay	13.....	1939-2001
New England	11.....	1996-2008
Seattle	10.....	2005-16
New England	9.....	2013-18
Buffalo	9.....	1988-95
Washington	8.....	1942-83

PATRIOTS IN THE WILD CARD ROUND

WILD CARD PLAYOFF RESULTS (4-5)

Date	Round	Opponent	W/L	Score
01/04/20	AFC Wild Card	Tennessee	L	13-20
01/10/10	AFC Wild Card	Baltimore	L	14-33
01/07/07	AFC Wild Card	N.Y. Jets	W	37-16
01/07/06	AFC Wild Card	Jacksonville	W	28-3
01/03/99	AFC Wild Card	at Jacksonville	L	10-25
12/28/97	AFC Wild Card	Miami	W	17-3
01/01/95	AFC Wild Card	at Cleveland	L	13-20
12/28/85	AFC Wild Card	at N.Y. Jets	W	26-14
01/08/83*	First Round	at Miami	L	13-28

*16-Team Format

PATRIOTS IN THE DIVISIONAL ROUND

DIVISIONAL PLAYOFF RESULTS (16-6)

Date	Round	Opponent	W/L	Score
01/13/19	AFC Divisional	L.A. Chargers	W	41-28
01/13/18	AFC Divisional	Tennessee	W	35-14
01/14/17	AFC Divisional	Houston	W	34-16
01/16/16	AFC Divisional	Kansas City	W	27-20
01/10/15	AFC Divisional	Baltimore	W	35-31
01/11/14	AFC Divisional	Indianapolis	W	43-22
01/13/13	AFC Divisional	Houston	W	41-28
01/14/12	AFC Divisional	Denver	W	45-10
01/16/11	AFC Divisional	N.Y. Jets	L	21-28
01/12/08	AFC Divisional	Jacksonville	W	31-20
01/14/07	AFC Divisional	at San Diego	W	24-21
01/14/06	AFC Divisional	at Denver	L	13-27
01/16/05	AFC Divisional	Indianapolis	W	20-3
01/10/04	AFC Divisional	Tennessee	W	17-14
01/19/02	AFC Divisional	Oakland	W	16-13 (OT)
01/03/98	AFC Divisional	at Pittsburgh	L	6-7
01/05/97	AFC Divisional	Pittsburgh	W	28-3
01/04/87	AFC Divisional	at Denver	L	17-22
01/05/86	AFC Divisional	at L.A. Raiders	W	27-20
12/31/78	AFC Divisional	Houston	L	14-31
12/18/76	AFC Divisional	at Oakland	L	21-24
12/28/63	AFC Divisional	at Buffalo	W	26-8

PATRIOTS IN THE AFC TITLE GAME

AFC CHAMPIONSHIP GAME RESULTS (11-4)

Date	Round	Opponent	W/L	Score
01/20/19	AFC Championship	at Kansas City	W	37-31 (OT)
01/21/18	AFC Championship	Jacksonville	W	24-20
01/22/17	AFC Championship	Pittsburgh	W	36-17
01/24/16	AFC Championship	at Denver	L	18-20
01/18/15	AFC Championship	Indianapolis	W	45-7
01/19/14	AFC Championship	at Denver	L	16-26
01/20/13	AFC Championship	Baltimore	L	13-28
01/22/12	AFC Championship	Baltimore	W	23-20
01/20/08	AFC Championship	San Diego	W	21-12
01/21/07	AFC Championship	Indianapolis	L	34-38
01/23/05	AFC Championship	at Pittsburgh	W	41-27
01/18/04	AFC Championship	Indianapolis	W	24-14
01/27/02	AFC Championship	at Pittsburgh	W	24-17
01/12/97	AFC Championship	Jacksonville	W	20-6
01/12/86	AFC Championship	at Miami	W	31-14

PATRIOTS IN THE SUPER BOWL

SUPER BOWL RESULTS (6-5)

Date	Round	Opponent	W/L	Score
02/03/19	Super Bowl LIII	L.A. Rams	W	13-3
02/04/18	Super Bowl LII	Philadelphia	L	33-41
02/05/17	Super Bowl LI	Atlanta	W	34-28 (OT)
02/01/15	Super Bowl XLIX	Seattle	W	28-24
02/05/12	Super Bowl XLVI	N.Y. Giants	L	17-21
02/03/08	Super Bowl XLII	N.Y. Giants	L	14-17
02/06/05	Super Bowl XXXIX	Philadelphia	W	24-21
02/01/04	Super Bowl XXXVIII	Carolina	W	32-29
02/03/02	Super Bowl XXXVI	St. Louis	W	20-17
01/26/96	Super Bowl XXXI	Green Bay	L	21-35
01/26/86	Super Bowl XX	Chicago	L	10-46

WRAPPING IT UP

The Patriots clinched the division title for the 22nd time in their history in 2019. It was the 11th consecutive year that the Patriots have won the division.

DIVISION-CLINCHING GAMES

Year	Date Clinched	Opponent	Score	Record	2nd Place
2019	12/21/19	BUF	24-17	12-4	BUF (10-6)
2018	12/23/18	BUF	24-12	11-5	MIA (7-9)
2017	12/17/17	at PIT	27-24	13-3	BUF (9-7)
2016	12/18/16	at DEN	16-3	14-2	MIA (10-6)
2015	12/13/15	at HOU	27-6	12-4	NYJ (10-6)
2014	12/14/14	MIA	41-13	12-4	BUF (9-7)
2013	12/15/13	at BAL	41-7	12-4	NYJ (8-8)
2012	12/02/12	at MIA	23-16	12-4	MIA (7-9)
2011	12/18/11	at DEN	41-23	13-3	NYJ (8-8)
2010	12/26/10	at BUF	34-3	14-2	NYJ (11-5)
2009	12/27/09	JAX	35-7	10-6	NYJ (9-7)
2007	11/25/07	PHI	31-28	16-0	BUF (7-9)
2006	12/24/06	at JAX	24-21	12-4	NYJ (10-6)
2005	12/17/05	TB	28-0	10-6	MIA (9-7)
2004	12/12/04	CIN	35-28	14-2	NYJ (10-6)
2003	12/07/03	MIA	12-0	14-2	MIA (10-6)
2001	01/06/02@	at CAR	38-6	11-5	MIA (11-5)
1997	12/22/97@	at MIA	14-12	10-6	MIA (9-7)
1996	12/15/96	at DAL	6-12	11-5	BUF (10-6)
1986	12/22/86@	at MIA	34-27	11-5	NYJ (10-6)
1978	12/10/78	BUF	26-24	11-5	MIA (11-5)
1963	12/28/63*	at BUF	26-8	7-6-1	BUF (7-6-1)

@Season Finale

*Division-deciding AFL playoff in Buffalo, N.Y.



PATRIOTS PLAYOFF NOTES

EIGHT STRAIGHT AFC CHAMP. GAMES

The Patriots advanced to the AFC Championship for the eighth straight season in 2018, the most consecutive conference title game appearances by any team in NFL history.

MOST CONSECUTIVE CONFERENCE CHAMPIONSHIP GAME APPEARANCES SINCE 1970 MERGER

Team	Years	Results
New England (8) 2011-18 ... (5-3)	W, L, L, W, L, W, W, W
Oakland (5) 1973-77 (1-4) L, L, L, W, L
Philadelphia (4) 2001-04 (1-3) L, L, L, W
Buffalo (4) 1990-93 (4-0) W, W, W, W
Dallas (4) 1970-73 (2-2) W, W, L, L
Dallas (4) 1992-95 (3-1) W, W, L, W
San Francisco (3) 2011-13 (1-2) L, W, L
Dallas (3) 1980-82 (0-3) L, L, L
Green Bay (3) 1995-97 (2-1) L, W, W
Miami (3) 1971-73 (3-0) W, W, W
Pittsburgh (3) 1974-76 (2-1) W, W, L
San Francisco (3) 1992-94 (1-2) L, L, W
San Francisco (3) 1988-90 (2-1) W, W, L
St. Louis (3) 1974-76 (0-3) L, L, L

PATRIOTS MOST BYES SINCE 2001

The Patriots secured a first round playoff bye in 2018 for the 13th time since 2001 — a feat unmatched by any team in the NFL in the last 18 years.

MOST PLAYOFF BYES SINCE 2001

Team	Playoff Byes
New England 13
Denver 5
Pittsburgh 5
Atlanta 4
Chicago 4
Philadelphia 4

MOST BYES SINCE 1990

The Patriots earned a first-round bye in the 2018 NFL playoffs and lead the NFL with 14 first-round byes since the current NFL playoff format was instituted in 1990. The Patriots earned a first-round bye for the ninth consecutive season, becoming the first team in NFL history to do so. Dallas and San Francisco earned four straight byes from 1992-95 and Denver had four straight from 2012-15.

MOST BYES SINCE 1990

Team	Playoff Byes
New England 14
Pittsburgh 9
San Francisco 9
Denver 8

TITLE TOWN

The Patriots extended their mark to 11 straight division titles in 2019. They joined the Atlanta Braves (14) as the only franchises from the NFL, NBA, MLB or NHL to win at least 10 straight division titles. The New York Yankees (1998-2006), Colorado Avalanche (1995-2003), LA Lakers (1982-90) and Boston Celtics (1957-65) are the teams from the other major four sports that have streaks of nine straight titles.

MOST CONSECUTIVE NFL DIVISION TITLES

Team	Division	Titles	Years
New England	AFC East	11	2009-19
L.A. Rams	NFC West	7	1973-79
Pittsburgh	AFC Central	6	1974-79
Minnesota	NFC Central	6	1973-78
Dallas	NFL Capitol/NFC East	6	1966-71
Cleveland	American/Eastern Conf.	6	1950-55
New England	AFC East	5	2003-07
Denver	AFC West	5	2011-15
Indianapolis	AFC South	5	2003-07
Dallas	NFC East	5	1992-96
San Francisco	NFC West	5	1986-90
Chicago	NFC Central	5	1984-88
Oakland	AFC West	5	1972-76

The Patriots won the AFC East for 11 straight seasons from 2009-19, besting the five straight the team won from 2003-07 for the longest streak in AFC East division history. The Patriots have also won 17 of the last 19 division crowns overall and 19 division titles in the 26 seasons since Robert Kraft bought the team in 1994.

MOST CONSECUTIVE AFC EAST TITLES

Team	Streak	Years
New England 11	2009-19
New England 5	2003-07
Buffalo 4 1988-91
Miami 4 1981, 83-85*
Miami 4 1971-74
Baltimore Colts 3 1975-77
Buffalo Bills 3 1964-66@

*Due to 1982 strike, the NFL played just a nine-game season and the standings were not divided into divisions that season.

@AFL

ALL-TIME SUPER BOWL BERTHS

The Patriots advanced to their 11th Super Bowl in the 2018 season, a total that is the most in NFL history.

MOST SUPER BOWL APPEARANCES

Team	Super Bowls
New England 11
Dallas 8
Denver 8
Pittsburgh 8
San Francisco 7
GB, NYG, OAK, WAS, MIA 5



PATRIOTS REFERENCE NOTES

CONSECUTIVE WINNING SEASONS

The Patriots have 34 seasons in which the team has finished above .500 since the 1970 merger, second only to the Pittsburgh Steelers (37). New England also leads the NFL with 19 consecutive winning seasons since 2001, the only NFL team to post a winning record every year since 2001.

MOST CONSECUTIVE SEASONS AT .500 OR BETTER

Team	Seasons	Consecutive Seasons
Dallas	1965-85	21
New England	2001-2019	19
Cleveland	1957-73	17

STRONG IN THE SECOND HALF

Since 2001, the Patriots have done a remarkable job of finishing the season strong, compiling an NFL-best 115-35 (.767) record in games on or after Thanksgiving.

PATRIOTS BEFORE AND AFTER THANKSGIVING SINCE 2001

Season	Pre-Thanksgiving	Post-Thanksgiving	Overall
2001	5-5 (.500)	9-0 (1.000)	14-5*
2002	6-5 (.545)	3-2 (.600)^	9-7
2003	9-2 (.818)	8-0 (1.000)	17-2*
2004	9-1 (.900)	8-1 (.889)	17-2*
2005	6-4 (.600)	5-3 (.625)	11-7*
2006	7-3 (.700)	7-2 (.777)	14-5*
2007	10-0 (1.000)	8-1 (.889)	18-1*
2008	7-4 (.636)	4-1 (.800)	11-5
2009	7-3 (.700)	3-4 (.429)	10-7*
2010	8-2 (.800)	6-1 (.857)^	14-3*
2011	7-3 (.700)	8-1 (.889)	15-4*
2012	7-3 (.700)	6-2 (.750)^	13-5*
2013	8-3 (.727)	5-2 (.833)	13-5*
2014	9-2 (.818)	6-2 (.750)	15-4*
2015	10-0 (1.000)	3-5 (.375)	13-5*
2016	8-2 (.800)	9-0 (1.000)	17-2*
2017	8-2 (.800)	7-2 (.777)	15-4*
2018	7-3 (.700)	7-2 (.778)	14-5*
2019	10-1 (.909)	2-4 (.333)	12-5*
2020	4-6 (.400)	1-0 (1.000)	???
Totals	152-54 (.738)	115-35 (.767)	262-83

*-Includes playoffs ^Includes games played on Thanksgiving

BEST RECORDS ON OR AFTER THANKSGIVING SINCE 2001 (INCLUDING PLAYOFFS)

Team	W	L	T	Pct.
New England	115	35	0	.767
Pittsburgh	89	45	0	.664
Green Bay	85	51	0	.625
Philadelphia	81	52	0	.609
Indianapolis	79	56	0	.585

FORCING THE ISSUE

The Patriots lead the NFL with a plus-224 turnover margin since 1994.

NFL TURNOVER MARGIN SINCE 1994

New England	+224
Kansas City	+164
Green Bay	+113

SHARP AT GILLETTE

The Patriots not only have the best home record in the NFL since 1970 but the club also owns two 20-game home win streaks in Gillette Stadium history: a 20-game regular season win streak from 2008-11 and a 21-game win streak from 2017-19 that included the playoffs.

Gillette STADIUM

HIGHEST HOME WINNING PERCENTAGE SINCE 1970 (MINIMUM 25 GAMES)

Team	Stadium	W-L-T	Win Pct.
New England	Gillette Stadium	125-25-0	.833
Miami	Orange Bowl	101-22-1	.819
Minnesota	Metropolitan Stadium	64-23-1	.733
Pittsburgh	Heinz Field	114-42-1	.729
Pittsburgh	Three Rivers Stadium	169-67-0	.716
Seattle	Century Link	104-45-0	.698

LONGEST HOME WINNING STREAK/PATRIOTS HISTORY (REGULAR SEASON ONLY)

Streak	First Win	Last Win
20	Dec. 21, 2008	Oct. 16, 2011
18	Oct. 22, 2017	Nov. 24, 2019
18	Dec. 29, 2002	Sept. 8, 2005
16	Dec. 30, 2012	Dec. 28, 2014
12	Nov. 26, 2006	Sept. 7, 2008
10	Sept. 18, 1976	Oct. 30, 1977

LONGEST HOME WINNING STREAK/NFL HISTORY (REGULAR SEASON)

Streak	Team
27	Miami (1971-74)
25	Green Bay (1995-98)
24	Denver (1996-98)
20	New England (2008-11)
20	Green Bay (1928-32)

LONGEST HOME WINNING STREAK/PATRIOTS HISTORY (REGULAR SEASON AND POSTSEASON)

Streak	First Win	Last Win
21	Oct. 22, 2017	Nov. 24, 2019
21	Dec. 29, 2002	Sept. 8, 2005

LONGEST HOME WINNING STREAK/NFL HISTORY (REGULAR SEASON AND POSTSEASON)

Streak	Team
31	Miami (1971-74)
29	Green Bay (1995-98)
21	New England (2017-19)
21	New England (2002-05)
20	Green Bay (1929-32)

TOP OFFENSE

The Patriots finished in the top 10 in offense for seven straight seasons (2007-13), third behind the San Francisco 49ers with 15 (1982-96) and the 11 straight by New Orleans (2006-16)

TOP-10 OFFENSE

Since the 1970 merger, the Patriots offense has finished in the top-10 23 times, including 13 times under Bill Belichick.

TOP-10 OFFENSE UNDER BILL BELICHICK

Year	Rank	Yards per Game
2018.....	5.....	393.4
2017.....	1.....	394.2
2016.....	4.....	386.3
2015.....	6.....	374.4
2013.....	7.....	384.5
2012.....	1.....	427.9
2011.....	2.....	428.0
2010.....	8.....	363.8
2009.....	3.....	397.3
2008.....	5.....	365.4
2007.....	1.....	411.3
2005.....	7.....	352.0
2004.....	7.....	411.3

BEND DON'T BREAK

The Patriots finished first in the NFL in total defense for the first time in team history in 2019 and first in points allowed for the third time in team history.

PATRIOTS DEFENSIVE RANKINGS SINCE 2000

Year	Avg. Points Allowed	Avg. Yds Allowed
2020.....	23.1 (12)	352.5 (16)
2019.....	14.0 (1)	275.9 (1)
2018.....	20.3 (7)	359.1 (21)
2017.....	18.5 (5)	366.0 (29)
2016.....	15.6 (1)	326.4 (8)
2015.....	19.7 (10)	339.4 (9)
2014.....	19.5 (8)	344.1 (13)
2013.....	21.1 (10)	373.1 (26)
2012.....	20.7 (9t)	373.3 (25)
2011.....	21.4 (15)	411.1 (31)
2010.....	19.6 (8)	365.5 (25)
2009.....	17.8 (5)	320.2 (11)
2008.....	19.3 (8)	309.0 (10)
2007.....	17.1 (4)	288.3 (4)
2006.....	14.8 (2)	294.4 (6)
2005.....	21.1 (17)	330.2 (26)
2004.....	16.3 (2t)	310.6 (9)
2003.....	14.9 (1)	291.6 (7)
2002.....	21.6 (17)	336.1 (23)
2001.....	17.0 (6)	334.5 (24)
2000.....	21.1 (17)	334.6 (20)

IN A RUSH FOR THE END ZONE

Since 2003, the Patriots are the only team to average at least one rushing touchdown per game. The Patriots have 310 rushing touchdowns in 282 games.

MOST RUSHING TOUCHDOWNS SINCE 2003 (REGULAR SEASON ONLY)

Team	Rush TDs since 2003
New England.....	310
Kansas City.....	282

HISTORIC SCORING CLIP

The Patriots had a historic scoring output over a three-game span in October and November 2014. New England tied a team record by scoring 40 or more points in three consecutive games from Oct. 26 to Nov. 16. The Patriots also scored 40 or more in three straight games in 2007. The Patriots have scored 40 or more points 62 times in team history, including 35 times since Bill Belichick became head coach in 2000, and 19 times since 2010.

MOST CONSECUTIVE GAMES WITH 40+ POINTS IN PATRIOTS HISTORY

Gm	Year	Game 1	Game 2	Game 3
3	2014	10/26/14 (51-23 v. CHI)	11/02/14 (43-21 v. DEN)	11/16/14 (42-20 @ IND)
3	2007	10/14/07 (48-27 @ DAL)	10/21/07 (49-28 @ MIA)	10/28/07 (52-7 v. WAS)
2	1962	09/21/62 (41-16 v. DEN)	10/06/62 (43-14 @ NYT)	
2	2002	09/15/02 (44-7 @ NYJ)	09/22/02 (41-38 v. KC)	
2	2008	12/14/08 (49-26 @ OAK)	12/21/08 (47-7 v. ARZ)	
2	2010	11/25/10 (45-24 @ DET)	12/06/10 (45-3 v. NYJ)	
2	2012	11/18/12 (59-24 v. IND)	11/22/12 (49-19 @ NYJ)	
2	2015	09/20/15 (40-32 @ BUF)	09/27/15 (51-17 vs. JACK)	

SCORING FLURRY

The Patriots scored three touchdowns in a 57-second span during the final two minutes of the first half against Chicago on Oct. 26, 2014, turning a 17-7 lead into a 38-7 cushion. It was the fastest three-touchdown flurry in the NFL since the Patriots had three touchdowns in 52 seconds against the New York Jets on Nov. 22, 2012. The Patriots are one of three teams to score three touchdowns in under a minute since the 1970 merger, and are the only team to have achieved the feat twice.

NFL TEAMS TO SCORE THREE TDs IN LESS THAN ONE MINUTE

Team	Opponent	Date
New England.....	Chicago.....	10/26/14
New England.....	N.Y. Jets.....	11/22/12
Seattle.....	Minnesota.....	09/29/02
Atlanta.....	Carolina.....	10/04/98

HOW THE PATRIOTS SCORED THREE TOUCHDOWNS IN 57 SECONDS:

- Rob Gronkowski caught a 2-yard touchdown pass from Tom Brady with 1:57 left in the first half to make the score 24-7 and cap off a 10-play, 80-yard drive.
- After the Patriots defense forced a three-and-out, a 42-yard Julian Edelman punt return gave New England possession at the Chicago 9-yard line, and Brady found Brandon LaFell for a 9-yard touchdown on the next play to give the Patriots a 31-7 lead with 1:07 left in the first half.
- On the Bears first play following the LaFell touchdown, Zach Moore forced a Jay Cutler fumble that was recovered by Rob Ninkovich and returned for a 15-yard touchdown that gave the Patriots a 38-7 Patriots lead with 55 seconds left in the first half.

COMEBACKS FOR THE AGES

The Patriots have staged two historic come-from-behind victories over the past several seasons:

Belichick coached the Patriots back from a 25-point deficit to win Super Bowl LI. A comeback of that magnitude is extremely rare. There had been 2,656 games in which a team led by 25 points or more in NFL history, including the postseason. Teams leading by 25 had recorded 2,647 wins, seven losses and two ties, a winning percentage of .997.

New England came back from a 24-point deficit to defeat the Broncos, 34-31, in overtime in a Sunday Night Football matchup on Nov. 24, 2013, marking the largest regular season comeback win in team history, after trailing 24-0 at halftime.

New England's previous best comeback win was from a 23-0 deficit to win, 38-23, vs. Seattle (09/16/84). The Patriots also came back from 22 points down to win at the New York Giants, 23-22 (12/21/96). The Patriots have come from 21 points down to win four times, most recently vs. Buffalo (01/01/12).



PATRIOTS FOOTBALL NETWORK

The Patriots Football Network (PFN) is the full portfolio of media offerings from the six-time Super Bowl Champion New England Patriots. PFN provides Patriots content produced both in-house and with media partners spanning print, television, radio and the Internet.

PATRIOTS ALL ACCESS

The Emmy Award-winning "Patriots All-Access" airs weekly throughout the season on WBZ-TV Channel 4 in Boston and regional affiliates in Hartford, Providence, Springfield, Burlington, Portland and Bangor. "Patriots All-Access" features exclusive behind-the-scenes access and in-depth weekly features on Patriots players and personnel. Hosted by WBZ's Steve Burton, the show features weekly sit-downs with Bill Belichick including the popular "Belestrator" segment where the coach breaks down upcoming opponents with Scott Zolak.

"Patriots All-Access" airs Fridays from 7-8 p.m. on **WBZ-TV** and Sunday from 9-10 a.m. on **myTV38** in Boston. **Check local listings for airtime.**

PATRIOTS THIS WEEK

Insider information. Passionate debate. Timely analysis. That's what "Patriots This Week" delivers. The show, hosted by Bob Socci with former Patriots Scott Zolak and Matt Chatham, is a fast-paced, half-hour of football talk. From breaking down the previous contest to game planning the next opponent, there's no better way to get ready for football than "Patriots This Week" — every Friday night at 10:30 p.m. on NBC Sports Boston.

PATRIOTS.COM

NEWS

Patriots.com features daily updates and exclusive content from the writers of Patriots Football Weekly, offering everything from breaking news to player features and the popular "Unfiltered Q&A" postings.

VIDEO

The Patriots offer video ready for any device with a screen. Live video includes every Bill Belichick and player press conference, the Dunkin' pregame and postgame shows and other events such as special episodes of Patriots All-Access and the Patriots Hall of Fame induction ceremony. On demand video ranges from daily news updates, special features, player interviews, game highlights and Patriots Cheerleaders. Video offerings also include exclusive content such as postgame locker room celebrations and "Belichick Breakdowns" where coach gives his unique insight into opponents and plays.

AUDIO

Live, original radio shows and on demand podcasts produced from the studios at Gillette Stadium are available on Patriots.com, the Patriots app, TuneIn Radio, iTunes and other podcast platforms. The line-up includes "Patriots Unfiltered," the team's flagship show featuring the writers from Patriots.com and "Patriots Playbook" with John Rooke. Also, "Pats from the Past" has Patriots Hall of Fame Executive Director Bryan Morry and Matt Smith, Patriots Executive Producer, sitting down for extended conversations with former Patriots. Morry and Smith's combined 40 years of experience with the team makes for great interviews with fan favorites over the decades.

Additional audio content includes every press conference and conference call, player interviews, Training Camp-cast, Patriots Roster Report, Patriots Prospect Reports and special live NFL Draft shows. Wherever there's a speaker, there's Patriots audio, anytime, anywhere. Check Patriots.com for in-season and out-of-season schedules.

PHOTOS

The Patriots in-house photographers produce the largest selection of Patriots game action and behind-the-scenes photos in the world. Hundreds of player and cheerleader galleries will keep you clicking!

PATRIOTS SOCIAL MEDIA

The Patriots social media channels bring the fans closer to the team with unmatched behind-the-scenes access. From press releases and roster transactions to action photos and exclusive videos, the Patriots social media accounts are a must follow for all Patriots fans. The Patriots are active on multiple platforms, providing on-field statistics and milestones, off-the-field lifestyle content as well as information, news and updates. Follow the team's official accounts: Facebook (NewEnglandPatriots), Twitter (@patriots), Instagram (@patriots), Snapchat ('patriots'), YouTube (patriots), Google+ (+patriots) Pinterest (patriots) and TikTok (patriots).

PATRIOTS MONDAY ON WEEI

WEEI Sports Radio broadcasts Patriots Monday each week, offering fans unique insight and analysis from Bill Belichick and Patriots players. WEEI will broadcast Patriots Monday each week, kicking off with "The Greg Hill Show" at 6 a.m., followed by Dale Arnold and Rich Keefe at 10 a.m. and Glenn Ordway, Lou Merloni and Christian Fauria from 2 to 6 p.m.

PATRIOTS FRIDAY ON WEEI

WEEI also broadcasts Patriots Friday each week, offering fans a look ahead at the weekend's game, match ups and rivalries. Various Patriots players will be featured on air. WEEI will broadcast Patriots Fridays each week throughout the season with.

98.5 THE SPORTS HUB PATRIOTS RADIO NETWORK



FLAGSHIP STATION OF THE NEW ENGLAND PATRIOTS

98.5 The Sports Hub is the Patriots flagship station, broadcasting every Patriots game across its radio network and featuring broadcasting duo Bob Socci and Scott Zolak. Three hours prior to kickoff, during halftime and after the game, Marc Bertrand and Chris Gasper will be serving up all the timely news and notes, while Jim Murray will join Bertrand for the postgame news, including live sound from the postgame press conferences.

FLAGSHIP STATION

WBZ-FM Boston 98.5 FM

MASSACHUSETTS

WBZ-FM	Boston	98.5 FM
WAQY	Springfield	102.1 FM
WBEC	Pittsfield	1420 AM
WPKZ	Fitchburg	1280 AM/105.3 FM
WNAW	North Adams	1230 AM
WBSM	New Bedford	1420 AM
WPVQ	Greenfield	95.3 FM
WSAR	Fall River	1480 AM
WWFX	Worcester	100.1 FM
WXTK	Hyannis	95.1 FM
WMRC	Milford	103.1 FM/1490 AM
WBOQ	Gloucester	104.9 FM

MAINE

WBLM	Portland	102.9 FM
WEBB	Augusta	98.5 FM
WEZQ	Bangor	92.9 FM
WOZI	Presque Isle	101.9 FM

CONNECTICUT

WTIC	Hartford	1080 AM
WINY	Putnam	1350 AM
WGCH	Greenwich	1490 AM

NEW HAMPSHIRE

WFNQ	Nashua	106.3 FM
WPKQ	North Conway	103.7 FM
WSAK	Hampton	102.1 FM
WSHK	Portsmouth/Dover	105.3 FM
WNNH	Concord	99.1 FM
WLNH	Laconia	98.3 FM
WINQ	Keene	98.7 FM
WTSV	Claremont	94.3, 94.5 FM/ 1230 AM

VERMONT

WCPV	Burlington	101.3 FM
WDVT	Rutland	94.5 FM
WINQ	Brattleboro	1490 AM
WRFK	Barre/Montpelier	107.1 FM

RHODE ISLAND

WPRO	Providence	630 AM
WEAN	Providence	99.7 FM

NEW YORK

WHTK	Rochester	1280 AM
------	-----------	---------

ALABAMA

WQSI	Auburn	93.9/95.9 FM
------	--------	--------------



WINNINGEST PRO SPORTS TEAMS SINCE 1994

PATRIOTS ARE WINNINGEST PRO SPORTS FRANCHISE SINCE 1994

Since the 1994 season, the Patriots have won 69.3 percent of their regular season games (296-131), which is the highest winning percentage in major American professional sports over that period. Since 1994, there have been 145 franchises that have fielded teams in the five major American sports leagues (NFL, MLB, NBA, NHL and MLS) and completed more than two full seasons of competition.

HIGHEST WINNING PERCENTAGE IN MAJOR AMERICAN PROFESSIONAL SPORTS, 1994-PRESENT

(Regular Season – Includes National Football League, Major League Baseball, National Basketball Association, National Hockey League and Major League Soccer)

Records updated through games completed on November 30, 2020

Rk.	Records since 1994	Lg.	W	L	T/OTL	PCT.
1	New England Patriots	NFL	296	131	0	0.693
2	San Antonio Spurs	NBA	1402	672	0	0.676
3	Pittsburgh Steelers	NFL	272	152	2	0.641
4	Green Bay Packers	NFL	270	155	2	0.635
5	Detroit Red Wings	NHL	1075	622	274	0.615
6	New York Yankees	MLB	2468	1733	0	0.587
7	Seattle Sounders FC	MLS	182	117	89	0.584
8	Dallas Stars	NHL	1019	690	260	0.584
9	Indianapolis Colts	NFL	249	178	0	0.584
10	Utah Jazz	NBA	1206	868	0	0.581
11	Philadelphia Flyers	NHL	987	675	294	0.580
12	Boston Bruins	NHL	995	683	292	0.579
13	St. Louis Blues	NHL	1009	697	2266	0.579
14	New Jersey Devils	NHL	1003	697	269	0.578
15	Houston Rockets	NBA	1196	878	0	0.577
16	Denver Broncos	NFL	246	181	0	0.576
17	Pittsburgh Penguins	NHL	1017	717	234	0.576
18	Oklahoma City/Seattle Thunder	NBA	1195	879	0	0.576
19	Los Angeles Lakers	NBA	1194	879	0	0.576
20	Washington Capitals	NHL	1001	712	251	0.574
21	New York City FC	MLS	87	60	46	0.570
22	Colorado Avalanche/Quebec Nordiques	NHL	998	728	244	0.569
23	San Jose Sharks	NHL	988	728	258	0.566
24	Miami Heat	NBA	1165	900	0	0.564
25	Baltimore Ravens	NFL	220	173	1	0.560
26	Nashville Predators	NHL	821	623	221	0.559
27	Indiana Pacers	NBA	1156	918	0	0.557
28	Atlanta Braves	MLB	2334	1869	0	0.555
29	Philadelphia Eagles	NFL	234	189	2	0.553
30	Seattle Seahawks	NFL	234	190	1	0.553
31	Kansas City Chiefs	NFL	236	191	0	0.553
32	Los Angeles Galaxy	MLS	330	272	162	0.550
33	Boston Red Sox	MLB	2305	1901	0	0.548
34	Dallas Mavericks	NBA	1138	939	0	0.548
35	Minnesota Wild	NHL	724	583	204	0.547
36	Anaheim Ducks	NHL	940	757	273	0.546
37	Los Angeles Dodgers	MLB	2298	1908	0	0.546
38	Portland Trail Blazers	NBA	1124	98	0	0.543
39	Vancouver Canucks	NHL	931	767	264	0.542
40	St. Louis Cardinals	MLB	2272	1921	0	0.542
41	Minnesota Vikings	NFL	229	193	14	0.541
42	Chicago Blackhawks	NHL	922	761	273	0.541
43	New York Rangers	NHL	941	788	241	0.539
44	Montreal Canadiens	NHL	928	779	264	0.538
45	Dallas Cowboys	NFL	229	197	0	0.538
46	Ottawa Senators	NHL	924	781	266	0.536
47	Cleveland Indians	MLB	2243	1958	0	0.534
48	Toronto Maple Leafs	NHL	921	793	256	0.532
49	Portland Timbers	MLS	127	109	93	0.527
50	Calgary Flames	NHL	904	808	258	0.524

NOTES: This analysis uses NFL rules when calculating winning percentage, counting ties as a half-win and a half-loss. For NHL teams, overtime losses (OTL) and ties from 2001-2004 (the NHL abolished ties in 2005-2006 and instituted a shootout system) are counted as ties when calculating winning percentage.

*The Miami Fusion were contracted following the 2001 MLS season.

HIGHEST WINNING PERCENTAGE AMONG BOSTON-AREA MAJOR PROFESSIONAL SPORTS TEAMS, 1994-PRESENT

(Rankings listed below are each team's overall ranking among the 145 major American pro sports teams that have completed more than two full seasons of competition)

Records updated through games completed on November 30, 2020

Rank	Team	Lg.	W	L	T/OTL	Pct.
1	New England Patriots	NFL	296	131	0	0.693
12	Boston Bruins	NHL	975	677	291	0.577
33	Boston Red Sox	MLB	2305	1901	0	0.548
59	Boston Celtics	NBA	1072	1001	0	0.517
102	New England Revolution	MLS	292	327	169	0.478