

2021



**NEW ENGLAND PATRIOTS
GAME RELEASE**



**NEW ENGLAND PATRIOTS BYE WEEK RELEASE
REGULAR SEASON WEEK 14**



NEW ENGLAND PATRIOTS
GAME RELEASE
 REGULAR SEASON WEEK 14
 NEW ENGLAND PATRIOTS BYE WEEK RELEASE



TABLE OF CONTENTS

TEAM INFORMATION

Bye Week Summary 3
 Tale of the Tape 3
 2021 Patriots Schedule 3
 2021 AFC East Standings 3
 2021 Regular Season Statistics 4
 2021 Player Participation 6
 2021 Game-By-Game Starters & Inactives 7
 Rosters & Depth Chart 8
 Week 13 Recap 15

INDIVIDUAL AND TEAM NOTES

Robert Kraft 20
 Patriots Team Notes 24
 Home Dominance 31
 Inside the Numbers 32
 Bill Belichick 33
 Patriots Offensive Notes 37
 Patriots Defensive Notes 41
 Special Teams Notes 46
 Patriots Playoff Notes 54
 Patriots Reference Notes 58
 Patriots Football Network 60



NEW ENGLAND PATRIOTS
GAME RELEASE
 REGULAR SEASON WEEK 14
 NEW ENGLAND PATRIOTS BYE WEEK RELEASE



TALE OF THE TAPE

2021 Regular Season	New England
Record	9-4
Divisional Standings	1st
Total Yards Gained	4,505
Total Offense (Rank)	346.5 (18)
Rush Offense	123.5 (11)
Pass Offense	223.0 (19)
Points Per Game	26.9 (8)
Total Yards Allowed	4,030
Total Defense (Rank)	310.0 (3)
Rush Defense	114.5(19)
Pass Defense	195.5 (3)
Points Allowed/Game	15.4 (1)
Possession Avg.	30:47
Sacks Allowed/Yards Lost	24/204
Sacks Made/Yards	32/222
Total Touchdowns Scored	36
Penalties Against/Yards	73/666
Punts/Avg.	42/45.2
Turnover Differential	+10 (3))

2021 PATRIOTS SCHEDULE

REGULAR SEASON (9-4)

Sun., Sept. 12	Miami	16-17	L
Sun., Sept. 19	at New York Jets	25-6	W
Sun., Sept. 26	New Orleans	13-28	L
Sun., Oct. 3	Tampa Bay	17-19	L
Sun., Oct. 10	at Houston	25-22	W
Sun., Oct. 17	Dallas	29-35 OT	L
Sun., Oct. 24	New York Jets	54-13	W
Sun., Oct. 31	at L.A. Chargers	27-24	W
Sun., Nov. 7	at Carolina	24-6	W
Sun., Nov. 14	Cleveland	45-7	W
Thurs., Nov. 18	at Atlanta	25-0	W
Sun., Nov. 28	Tennessee	36-13	W
Mon., Dec. 6	at Buffalo	14-10.	W
Sun., Dec. 12	BYE WEEK		
Sat., Dec. 18	at Indianapolis	8:20 p.m.	NFLN
Sun., Dec. 26	Buffalo	1:00 p.m.	CBS*
Sun., Jan. 2	Jacksonville	1:00 p.m.	CBS*
Sun., Jan. 9	at Miami	1:00 p.m.	CBS*

*Game time and network subject to change

#NFLN/Amazon

2021 AFC EAST FINAL STANDINGS

TEAM	W	L	T	PCT.	PF	PA
NEW ENGLAND	9	4	0	.692	350	200
Buffalo Bills	7	5	0	.583	336	196
Miami Dolphins	6	7	0	.462	254	288
New York Jets	3	9	0	.250	217	367

PATRIOTS ARE 9-4 AT THE BYE

The New England Patriots enter the Bye Week on a seven-game winning streak and own an AFC-leading 9-4 record after overcoming a 2-4 start to the season to secure their 35th winning season overall, their 24th winning season in the 28 years of ownership under Robert Kraft and the 20th winning season in the 22 seasons under head coach Bill Belichick.

The Patriots seven-game winning streak is the longest in the NFL this season. In addition, the Patriots have the best conference record at 7-1, third-best defense, the best point differential at +150, have allowed an NFL-low of 15.4 points per game and are tied for second with 26 total takeaways.

PATRIOTS HAVE 15 WINNING STREAKS OF 6 OR MORE GAMES SINCE 2001

The Patriots have won seven straight games and now have 15 winning streaks of six or more games in a season since 2001, the most in the NFL.

Team Winning Streaks of at least 6 games

New England	15
Green Bay	8
Indianapolis	7
New Orleans	7
Philadelphia	6
Pittsburgh	6

PATRIOTS EARN 35TH WINNING SEASON

The Patriots have 35 seasons since the 1970 merger in which the team has finished above .500, second only to the Pittsburgh Steelers (37). New England also had 19 consecutive winning seasons from 2001-19, the second-longest streak in NFL history.

MOST WINNING SEASONS SINCE THE 1970 MERGER

Team	Seasons
Pittsburgh.....	37
New England.....	35
Dallas	33
Minnesota	31
Miami	31
Denver.....	29

BILL BELICHICK SECURES 21ST WINNING SEASON AS A HEAD COACH

Bill Belichick secured his 21st winning season as a head coach, including his 20th winning season as the head coach of the Patriots.

Head coach	Winning Seasons
George Halas	34
Don Shula	27
Curly Lambeau	27
Bill Belichick	21
Tom Landry	20

MEDIA CONTACTS

Stacey James, Vice President of Communications, staceyj@patriots.com, 508-326-6868
Aaron Salkin, Director of Communications, aarons@patriots.com, 508-326-6870
Stephanie Burnham, Communications Coordinator, stephanieb@patriots.com, 508-431-7773
Michael Jurovaty, Corporate Communications Director, mjurovaty@patriots.com, 508-326-6187



2021 REGULAR SEASON OFFENSIVE STATISTICS

WON 9, LOST 4

09/12 L 16-17	Miami	65,878
09/19 W 25- 6	at N.Y. Jets	75,626
09/26 L 13-28	New Orleans	65,878
10/03 L 17-19	Tampa Bay	65,878
10/10 W 25-22	at Houston	68,450
10/17 L 29-35 OT	Dallas	65,878
10/24 W 54-13	N.Y. Jets	65,878
10/31 W 27-24	at L.A. Chargers	70,240
11/07 W 24- 6	at Carolina	72,203
11/14 W 45- 7	Cleveland	65,878
11/18 W 25- 0	at Atlanta	68,286
11/28 W 36-13	Tennessee	65,878
12/06 W 14-10	at Buffalo	69,694
12/18	at Indianapolis	
12/26	Buffalo	
01/02	Jacksonville	
01/09	at Miami	
	N.E.	Opp.
TOTAL FIRST DOWNS	269	231
Rushing	98	77
Passing	142	138
Penalty	29	16
3rd Down: Made/Att	71/164	59/165
3rd Down Pct.	43.3	35.8
4th Down: Made/Att	5/8	11/24
4th Down Pct.	62.5	45.8
POSSESSION AVG.	30:47	29:13
TOTAL NET YARDS	4505	4030
Avg. Per Game	346.5	310.0
Total Plays	798	799
Avg. Per Play	5.6	5.0
NET YARDS RUSHING	1606	1488
Avg. Per Game	123.5	114.5
Total Rushes	380	337
NET YARDS PASSING	2899	2542
Avg. Per Game	223.0	195.5
Sacked/Yards Lost	24/204	32/222
Gross Yards	3103	2764
Att./Completions	394/279	430/252
Completion Pct.	70.8	58.6
Had Intercepted	8	19
PUNTS/AVERAGE	42/45.2	45/47.2
NET PUNTING AVG.	42/40.5	45/38.4
PENALTIES/YARDS	73/666	85/715
FUMBLES/BALL LOST	14/8	14/7
TOUCHDOWNS	36	23
Rushing	15	6
Passing	18	15
Returns	3	2

* SCORE BY PERIODS	Q1	Q2	Q3	Q4	OT	PTS
TEAM	70	108	54	118	0	350
OPPONENTS	51	61	47	35	6	200

* SCORING	TD	Ru	Pa	Rt	K-PAT	FG	S	PTS
Folk	0	0	0	0	29/33	33/36	0	128
Harris	9	9	0	0	0	0	54	0
Henry	7	0	7	0	0	0	42	0
Bourne	5	0	5	0	0	0	30	0
Agholor	3	0	3	0	0	0	18	0
Stevenson	3	3	0	0	0	0	18	0
Taylor	2	2	0	0	0	0	12	0
Meyers	1	0	1	0	0	0	10	0
Bolden	1	0	1	0	0	0	8	0
J. Jackson	1	0	0	1	0	0	6	0
Phillips	1	0	0	1	0	0	6	0
J. Smith	1	0	1	0	0	0	6	0
Van Noy	1	0	0	1	0	0	6	0
White	1	1	0	0	0	0	6	0
TEAM	36	15	18	3	29/33	33/36	0	350
OPPONENTS	23	6	15	2	17/20	15/25	0	200

2-Pt Conv: Meyers 2, Bolden, TM 3-3,

* PASSING	Att	Cmp	Yds	Cmp%	Yds/Att	TD	TD%	Int	Int%	Long	Sack/Lost	Rating
M. Jones	384	270	2869	70.3	7.47	16	4.2	8	2.1	75t	24/ 204	97.0
Hoyer	7	6	164	85.7	23.43	1	14.3	0	0.0	48	0/ 0	158.3
Meyers	2	2	45	100.0	22.50	0	0.0	0	0.0	30	0/ 0	118.8
Bourne	1	1	25	100.0	25.00	1	100.0	0	0.0	25t	0/ 0	158.3
TEAM	394	279	3103	70.8	7.88	18	4.6	8	2.0	75t	24/ 204	100.7
OPPONENTS	430	252	2764	58.6	6.43	15	3.5	19	4.4	67t	32/ 222	70.9

* RUSHING	No.	Yds	Avg	Long	TD
Harris	164	754	4.6	64t	9
Stevenson	100	429	4.3	21	3
Bolden	30	169	5.6	24	0
Bourne	7	81	11.6	17	0
M. Jones	32	68	2.1	13	0
White	10	38	3.8	10	1
Taylor	19	37	1.9	15	2
J. Smith	6	28	4.7	9	0
Agholor	3	11	3.7	6	0
Ozigbo LG	1	-3	-3.0	-3	0
Hoyer	9	-9	-1.0	-1	0
TEAM	380	1606	4.2	64t	15
OPPONENTS	337	1488	4.4	75	6

* RECEIVING	No.	Yds	Avg	Long	TD
Meyers	59	620	10.5	38	1
Bourne	42	623	14.8	75t	5
Henry	35	394	11.3	33	7
Agholor	32	416	13.0	44	3
Bolden	32	303	9.5	28	1
J. Smith	26	271	10.4	28	1
Harris	13	84	6.5	21	0
Stevenson	12	117	9.8	41	0
White	12	94	7.8	28	0
Harry	8	117	14.6	28	0
Taylor	4	8	2.0	5	0
Johnson	3	34	11.3	29	0
Olszewski	1	22	22.0	22	0
Ozigbo LG	1	7	7.0	7	0
TEAM	279	3103	11.1	75t	18
OPPONENTS	252	2764	11.0	67t	15

* INTERCEPTIONS	No.	Yds	Avg	Long	TD
J. Jackson	7	92	13.1	88t	1
Phillips	4	39	9.8	26t	1
Dugger	3	80	26.7	37	0
D. McCourty	2	22	11.0	22	0
Van Noy	1	35	35.0	35t	1
Collins LG	1	1	1.0	1	0
Collins TM	1	1	1.0	1	0
J. Jones	1	0	0.0	0	0
TEAM	19	269	14.2	88t	3
OPPONENTS	8	190	23.8	46	2

* PUNTING	No.	Yds	Avg	Net	TB	In	Lg	B
Bailey	40	1900	47.5	40.5	5	20	71	2
TEAM	42	1900	45.2	40.5	5	20	71	2
OPPONENTS	45	2125	47.2	38.4	5	6	62	0

* PUNT RETURNS	Ret	FC	Yds	Avg	Long	TD
Olszewski	23	5	288	12.5	27	0
Harry	1	0	0	0.0	0	0
Meyers	1	2	7	7.0	7	0
TEAM	25	7	295	11.8	27	0
OPPONENTS	12	11	101	8.4	25	0

* KICKOFF RETURNS	No.	Yds	Avg	Long	TD
Olszewski	13	326	25.1	37	0
Bolden	3	62	20.7	25	0
D. McCourty	1	18	18.0	18	0
Taylor	1	25	25.0	25	0
TEAM	18	431	23.9	37	0
OPPONENTS	43	928	21.6	38	0

* FIELD GOALS	1-19	20-29	30-39	40-49	50+
Folk	0/ 0	8/ 8	11/11	9/ 9	5/ 8
TEAM	0/ 0	8/ 8	11/11	9/ 9	5/ 8
OPPONENTS	0/ 0	3/ 3	5/ 8	7/ 9	0/ 5
Folk:	(27G, 42G, 33G)	(46G, 49G, 32G, 26G)	(45G, 26G)		
	(27G, 56N)	(52G, 52G, 32G, 21G)	()	(39G, 50G)	(24G, 48G,
	48G, 30G)	(37G, 54N)	(38G)	(32G, 44G, 53G, 33G)	(22G, 37G,
	44G, 53N, 28G, 52G)	(41G, 34G)			
	OPP: (48G)	(21G, 53N, 35G)	(52N, 36N)	(29G, 36N, 44G,	
	27G, 48G)	(33G, 56N)	(30G, 45G, 51N, 49G)	(48N)	(48G)
	(39G, 49G)	()	(50N)	(44N)	(35G, 33N)



2021 REGULAR SEASON DEFENSIVE STATISTICS

PLAYER Name	TACKLES			SACKS			INTERCEPTIONS				FUMBLES				SP. TEAMS				
	TT	UT	A	S	Yds	QH	Int	Yds	TD	PD	FF	FR	Yds	TD	TT	UT	A	FF	FR
JaWhaun Bentley	80	54	26	1.0	0.0	5	0	0	0	2	3	0	0	0	1	1	0	0	0
Kyle Dugger	75	58	17	0.0	0.0	1	3	80	0	4	0	1	0	0	7	6	1	0	0
Adrian Phillips	58	35	23	0.0	0.0	1	4	39	1	7	1	0	0	0	4	3	1	0	0
Dont'a Hightower	52	33	19	0.5	4.5	3	0	0	0	1	0	0	0	0	0	0	0	0	0
Matthew Judon	49	31	18	12.5	85.0	25	0	0	0	0	0	1	0	0	0	0	0	0	0
Davon Godchaux	48	25	23	1.0	7.0	5	0	0	0	0	1	0	0	0	0	0	0	0	0
Devin McCourty	44	33	11	0.0	0.0	0	2	22	0	8	0	0	0	0	0	0	0	0	0
J.C. Jackson	44	36	8	0.0	0.0	0	7	92	1	17	1	0	0	0	0	0	0	0	0
Lawrence Guy	44	27	17	1.5	9.0	4	0	0	0	0	0	1	0	0	0	0	0	0	0
Kyle Van Noy	41	29	12	4.0	31.0	5	1	35	1	10	2	1	0	0	0	0	0	0	0
Deatrich Wise Jr.	34	23	11	2.0	14.5	7	0	0	0	4	1	0	0	0	0	0	0	0	0
Jalen Mills	32	24	8	0.0	0.0	0	0	0	0	5	0	1	0	0	0	0	0	0	0
Christian Barmore	31	16	15	0.5	4.0	7	0	0	0	2	0	0	0	0	0	0	0	0	0
Myles Bryant	28	17	11	1.0	8.0	2	0	0	0	2	1	0	0	0	0	0	0	0	0
Jonathan Jones	18	13	5	0.0	0.0	0	1	0	0	3	0	0	0	0	2	2	0	0	0
Joejuan Williams	18	13	5	0.0	0.0	1	0	0	0	5	0	0	0	0	1	1	0	0	0
Carl Davis Jr.	16	10	6	1.0	9.0	1	0	0	0	0	0	0	0	0	0	0	0	0	0
Josh Uche	10	8	2	3.0	23.0	4	0	0	0	0	0	1	0	0	0	0	0	0	0
Jamie Collins	7	6	1	1.0	8.0	2	1	1	0	1	0	0	0	0	0	0	0	0	0
Jahlani Tavai	4	2	2	0.0	0.0	0	0	0	0	0	0	1	0	0	5	1	4	0	0
Chase Winovich	3	2	1	0.0	0.0	1	0	0	0	0	0	0	0	0	4	2	2	0	0
Henry Anderson	3	3	0	0.0	0.0	0	0	0	0	0	0	0	0	0	0	0	0	0	0
Justin Bethel	3	3	0	0.0	0.0	0	0	0	0	1	0	0	0	0	5	3	2	0	0
Tashawn Bower	3	1	2	1.0	6.0	1	0	0	0	0	0	0	0	0	0	0	0	0	0
Calvin Munson	3	1	2	0.0	0.0	0	0	0	0	0	0	0	0	0	6	5	1	0	0
Daniel Ekuale	3	2	1	2.0	13.0	2	0	0	0	0	0	0	0	0	0	0	0	0	0
Harvey Langi	1	0	1	0.0	0.0	0	0	0	0	0	0	0	0	0	2	1	1	0	0
Shaun Wade	1	0	1	0.0	0.0	0	0	0	0	0	0	0	0	0	0	0	0	0	0
Brandon King	0	0	0	0.0	0.0	0	0	0	0	0	0	0	0	0	8	3	5	0	0
Brandon Bolden	0	0	0	0.0	0.0	0	0	0	0	0	0	0	0	0	7	5	2	0	0
Cody Davis	0	0	0	0.0	0.0	0	0	0	0	0	0	0	0	0	11	7	4	0	0
Joe Cardona	0	0	0	0.0	0.0	0	0	0	0	0	0	0	0	0	1	1	0	0	0
Gunner Olszewski	0	0	0	0.0	0.0	0	0	0	0	0	0	0	0	0	3	1	2	0	0
Matthew Slater	0	0	0	0.0	0.0	0	0	0	0	0	0	0	0	0	8	3	5	0	0
TOTALS	753	505	248	32.0	222.0	77	19	269	3	72	10	7	0	0	75	45	30	0	0

FUMBLES - LOST (14-8)				
	Own			
	No.	Lost	Rec	O.B.
Mac Jones	5	2	1	0
Damien Harris	2	2	1	0
N'Keal Harry	1	1	0	0
Jonnu Smith	1	0	1	0
Kendrick Bourne	1	1	0	0
Rhamondre Stevenson	1	1	0	0
J.J. Taylor	1	1	0	0
David Andrews	0	0	1	0
Brandon Bolden	1	0	0	0
Gunner Olszewski	1	0	1	0
Yasir Durant	0	0	1	0
TOTALS	14	8	6	0

KEY	
TT-Total Tackles	Int/Yds-Interceptions/Yards Returned
UT-Unassisted Tackles	PD-Passes Defensed
A-Assisted Tackles	FF-Forced Fumbles

BLOCKED KICKS		
XP	FG	P
Totals		



NEW ENGLAND PATRIOTS 2021 STATS PACK PATRIOTS PARTICIPATION

Player	Regular Season																						
	GP	GS	DNP	INA	MIA	at NYJ	NO	TB	at HOU	DAL	NYJ	at LAC	at CAR	CLE	at ATL	TEN	at BUF	at IND	BUF	JAX	at MIA		
Agholor, Nelson	13	11	0	0	WR	WR	WR	WR	WR	sub	WR	WR	WR	sub	WR	WR	WR						
Anderson, Henry	4	0	0	0	sub	sub	sub	sub	IR	IR	IR	IR	IR	IR	IR	IR	IR						
Andrews, David	13	13	0	0	C	C	C	C	C	C	C	C	C	C	C	C	C						
Asiasi, Devin	1	0	0	12	X	X	X	X	X	X	X	X	X	sub	X	X	X						
Bailey, Jake	13	0	0	0	sub	sub	sub	sub	sub	sub	sub	sub	sub	sub	sub	sub	sub						
Barmore, Christian	13	2	0	0	sub	sub	sub	sub	sub	sub	DE	sub	sub	DE	sub	sub	sub						
Bentley, Ja'Whaun	12	12	0	1	LB	LB	LB	X	LB	LB	LB	LB	LB	LB	LB	LB	LB						
Bethel, Justin	13	0	0	0	sub	sub	sub	sub	sub	sub	sub	sub	sub	sub	sub	sub	sub						
Bolden, Brandon	13	1	0	0	sub	sub	sub	sub	sub	sub	sub	sub	RB	sub	sub	sub	sub						
Bourne, Kendrick	13	4	0	0	sub	sub	WR	WR	sub	sub	sub	sub	sub	sub	sub	WR	WR						
Bower, Tashawn	2	0	0	0	ps	sub	ps	ps	ps	ps	ps	ps	ps	sub	ps								
Brown, Trent	5	5	0	3	RT	X	X	X	IR	IR	IR	IR	IR	RT	RT	RT	RT						
Bryant, Myles	9	1	0	0	ps	ps	sub	sub	sub	ps	sub	sub	sub	sub	sub	sub	DB						
Cajuste, Yodny	7	2	5	1	X	sub	sub	dnp	RT	RT	sub	sub	dnp	sub	dnp	dnp	dnp						
Cardona, Joe	13	0	0	0	sub	sub	sub	sub	sub	sub	sub	sub	sub	sub	sub	sub	sub						
Collins, Jamie	6	0	0	0					signed 10/6/21	sub	sub	sub	sub	sub	IR	IR	IR						
Davis, Carl	13	3	0	0	sub	sub	sub	sub	sub	sub	DT	sub	DT	sub	sub	DE	sub						
Davis, Cody	13	0	0	0	sub	sub	sub	sub	sub	sub	sub	sub	sub	sub	sub	sub	sub						
Davis, Sean	1	0	0	0													sub						
Dugger, Kyle	12	10	0	0	DB	DB	DB	DB	DB	S	S	S	sub	sub	sub	DB	S	*					
Durant, Yasir	6	1	0	7	sub	RT	sub	sub	sub	sub	X	X	X	X	X	X	X						
Ekuale, Daniel	3	0	0	0	ps	ps	ps	ps	ps	ps	sub	sub	ps	ps	ps	ps	sub						
Ferentz, James	3	2	2	0	ps	ps	ps	ps	LG	LG	sub	dnp	dnp	ps	ps	ps	ps						
Folk, Nick	13	0	0	0	sub	sub	sub	sub	sub	sub	sub	sub	sub	sub	sub	sub	sub						
Godchaux, Davon	13	12	0	0	NT	NT	NT	NT	NT	sub	NT	NT	NT	NT	NT	NT	NT						
Guy, Lawrence	13	13	0	0	DE	DE	DE	DE	DE	DE	DE	DE	DE	DE	DE	DE	DE						
Harris, Damien	12	12	0	1	RB	RB	RB	RB	RB	RB	RB	RB	RB	X	RB	RB	RB						
Harry, N'Keal	9	3	0	1	IR	IR	IR	sub	sub	WR	sub	sub	X	WR	WR	sub	sub						
Henry, Hunter	13	7	0	0	TE	TE	sub	TE	TE	TE	sub	TE	sub	TE	sub	sub	sub						
Herron, Justin	12	4	1	0	sub	sub	RT	RT	LT	LT	sub	sub	sub	sub	dnp	sub	sub						
Hightower, Dont'a	12	12	0	1	LB	LB	LB	LB	LB	LB	X	LB	LB	LB	LB	LB	LB						
Hoyer, Brian	4	0	9	0	dnp	dnp	dnp	dnp	dnp	dnp	sub	dnp	sub	sub	dnp	sub	dnp						
Jackson, J.C.	13	13	0	0	LCB	LCB	LCB	LCB	LCB	LCB	LCB	LCB	LCB	LCB	LCB	LCB	LCB						
Johnson, Jakob	13	5	0	0	sub	FB	sub	sub	sub	FB	FB	sub	sub	FB	FB	sub	sub						
Jones, Jonathan	6	1	0	0	sub	sub	sub	sub	sub	DB	IR	IR	IR	IR	IR	IR	IR						
Jones, Mac	13	13	0	0	QB	QB	QB	QB	QB	QB	QB	QB	QB	QB	QB	QB	QB						
Judon, Matt	13	13	0	0	LB	LB	LB	LB	LB	LB	LB	LB	LB	LB	LB	LB	LB						
Karras, Ted	13	9	0	0	sub	sub	sub	sub	RG	RG	LG	LG	LG	LG	LG	LG	LG						
King, Brandon	12	0	0	1	sub	sub	sub	sub	sub	sub	sub	X	sub	sub	sub	sub	sub						
LaCrosse, Matt	1	0	0	0	ps	ps	ps	ps	ps	ps	ps	ps	ps	sub	ps	ps	ps						
Langi, Harvey	7	1	0	0	sub	sub	sub	sub	sub	sub	LB	IR	IR	IR	IR	IR	IR						
Mason, Shaq	11	11	0	2	RG	RG	RG	RG	X	X	RG	RG	RG	RG	RG	RG	RG						
McCourty, Devin	13	13	0	0	S	S	S	S	S	S	S	S	S	S	S	S	S						
Meyers, Jakobi	13	12	0	0	WR	WR	WR	WR	WR	sub	WR	WR	WR	WR	WR	WR	WR						
Mills, Jalen	12	12	0	1	RCB	RCB	RCB	RCB	X	RCB	RCB	RCB	RCB	RCB	RCB	RCB	RCB						
Munson, Calvin	6	0	0	0					signed off Miami practice squad 10/27	sub	sub	sub	sub	sub	sub	sub	sub						
Nordin, Quinn	0	0	0	1	X	IR	IR	IR	IR	IR	IR	IR	IR	IR	IR	IR	IR						
Olszewski, Gunner	11	0	0	2	sub	sub	sub	sub	sub	sub	sub	sub	sub	X	X	sub	sub						
Onwenu, Mike	12	7	0	0	LG	LG	LG	LG	*	sub	RT	RT	RT	sub	sub	sub	sub						
Perkins, Ronnie	0	0	0	13	X	X	X	X	X	X	X	X	X	X	X	X	X						
Phillips, Adrian	13	10	0	0	S	S	S	S	S	sub	sub	S	S	S	S	sub	S						
Redmond, Alex	0	0	1	0	ps	ps	ps	ps	dnp	ps	ps	ps	ps	ps	ps	ps	ps						
Sherman, William	1	0	0	0	ps	ps	ps	ps	sub	ps	ps	ps	ps	ps	ps	ps	ps						
Slater, Matthew	13	0	0	0	sub	sub	sub	sub	sub	sub	sub	sub	sub	sub	sub	sub	sub						
Smith, Jonnu	12	10	0	1	TE	sub	TE	sub	TE	TE	TE	TE	TE	X	TE	TE	TE						
Stevenson, Rhamondre	9	1	0	4	sub	X	X	X	sub	sub	X	sub	sub	RB	sub	sub	sub						
Stidham, Jarrett	0	0	0	4	pup	pup	pup	pup	pup	pup	pup	pup	pup	X	X	X	X						
Taylor, J.J.	5	0	0	7	X	sub	sub	sub	X	X	sub	X	X	sub	X	X	*						
Tavai, Jahlani	9	0	0	1	ps	ps	sub	sub	ps	sub	sub	sub	sub	sub	sub	sub	X						
Uche, Josh	9	0	0	1	sub	sub	X	sub	sub	sub	sub	sub	sub	sub	IR	IR	IR						
Van Noy, Kyle	12	6	0	1	sub	X	sub	LB	sub	sub	LB	sub	LB	LB	LB	LB	LB						
Wade, Shaun	3	0	0	11	X	X	X	X	X	X	X	X	X	X	sub	sub	X						
White, James	3	0	0	0	sub	sub	sub	IR	IR	IR	IR	IR	IR	IR	IR	IR	IR						
Wilkerson, Kristian	1	0	0	0	ps	ps	ps	ps	ps	ps	ps	ps	sub	ps	ps	ps	ps						
Williams, Joejuan	11	1	0	2	sub	sub	sub	X	CB	X	sub	sub	sub	sub	sub	sub	sub						
Winovich, Chase	9	0	0	0	sub	sub	sub	sub	sub	IR	IR	IR	IR	sub	sub	sub	sub						
Wise Jr., Deatrich	13	7	0	0	DE	DE	DE	DE	DE	DE	sub	DE	sub	sub	sub	sub	sub						
Wynn, Isaiah	12	11	0	0	LT	LT	LT	LT	*	sub	LT	LT	LT	LT	LT	LT	LT						
Totals	606	286	18	79																			

X - inactive / CAPS - starters / sub - played / dnp - did not play / PS - Practice Squad / * - COVID deactivation

KEY:



NEW ENGLAND PATRIOTS 2021 STATS PACK

GAME-BY-GAME STARTERS

2021 OFFENSIVE STARTERS BY GAME												
Date	Opponent	WR	LT	LG	C	RG	RT	TE	TE	WR	QB	RB
09/12	Miami	Agholor	Wynn	Onwenu	Andrews	Mason	Brown	Henry	Smith	Meyers	Jones	Harris
09/19	at N.Y. Jets	Agholor	Wynn	Onwenu	Andrews	Mason	Durant	Henry	Johnson (FB)	Meyers	Jones	Harris
09/26	New Orleans	Agholor	Wynn	Onwenu	Andrews	Mason	Herron	Bourne (WR)	Smith	Meyers	Jones	Harris
10/03	Tampa Bay	Agholor	Wynn	Onwenu	Andrews	Mason	Herron	Henry	Bourne (WR)	Meyers	Jones	Harris
10/10	at Houston	Agholor	Herron	Ferentz	Andrews	Karras	Cajuste	Henry	Smith	Meyers	Jones	Harris
10/17	Dallas	Harry	Herron	Ferentz	Andrews	Karras	Cajuste	Henry	Smith	Johnson (FB)	Jones	Harris
10/24	N.Y. Jets	Agholor	Wynn	Karras	Andrews	Mason	Onwenu	Johnson (FB)	Smith	Meyers	Jones	Harris
10/31	at L.A. Chargers	Agholor	Wynn	Karras	Andrews	Mason	Onwenu	Henry	Smith	Meyers	Jones	Harris
11/07	at Carolina	Agholor	Wynn	Karras	Andrews	Mason	Onwenu	Bolden (RB)	Smith	Meyers	Jones	Harris
11/14	Cleveland	Harry	Wynn	Karras	Andrews	Mason	Brown	Henry	Johnson (FB)	Meyers	Jones	Stevenson
11/18	at Atlanta	Agholor	Wynn	Karras	Andrews	Mason	Brown	Harry (WR)	Smith	Meyers	Jones	Harris
11/28	Tennessee	Harry	Wynn	Karras	Andrews	Mason	Brown	Agholor (WR)	Bourne (WR)	Meyers	Jones	Harris
12/06	at Buffalo	Agholor	Wynn	Karras	Andrews	Mason	Brown	Bourne (WR)	Smith	Meyers	Jones	Harris
12/18 19	at Indianapolis											
12/26	Buffalo											
01/02	Jacksonville											
01/09	at Miami											
2021 DEFENSIVE STARTERS BY GAME												
Date	Opponent	DL	DL	DL	LB	LB	LB	DB	LCB	RCB	S	S
09/12	Miami	Wise	Godchaux	Guy	Judon	Bentley	Hightower	Dugger	Jackson	Mills	Phillips	McCourty
09/19	at N.Y. Jets	Wise	Godchaux	Guy	Judon	Bentley	Hightower	Dugger	Jackson	Mills	Phillips	McCourty
09/26	New Orleans	Wise	Godchaux	Guy	Judon	Bentley	Hightower	Dugger	Jackson	Mills	Phillips	McCourty
10/03	Tampa Bay	Wise	Godchaux	Guy	Judon	Van Noy	Hightower	Dugger	Jackson	Mills	Phillips	McCourty
10/10	at Houston	Wise	Godchaux	Guy	Judon	Bentley	Hightower	Dugger	Jackson	Williams	Phillips	McCourty
10/17	Dallas	Wise	Godchaux	Guy	Judon	Bentley	Hightower	Jones	Jackson	Mills	Dugger	McCourty
10/24	N.Y. Jets	Barmore	Ca. Davis	Guy	Judon	Bentley	Van Noy	Langi (LB)	Jackson	Mills	Dugger	McCourty
10/31	at L.A. Chargers	Wise	Godchaux	Guy	Judon	Bentley	Hightower	Dugger	Jackson	Mills	Phillips	McCourty
11/07	at Carolina	Ca. Davis	Godchaux	Guy	Judon	Bentley	Hightower	Van Noy (LB)	Jackson	Mills	Phillips	McCourty
11/14	Cleveland	Barmore	Godchaux	Guy	Judon	Bentley	Hightower	Van Noy (LB)	Jackson	Mills	Phillips	McCourty
11/18	at Atlanta	Wise	Godchaux	Guy	Judon	Bentley	Hightower	Dugger	Jackson	Mills	Phillips	McCourty
11/28	Tennessee	Ca. Davis	Godchaux	Guy	Judon	Bentley	Hightower	Van Noy (LB)	Jackson	Mills	Dugger	McCourty
12/06	at Buffalo	Wise	Godchaux	Guy	Judon	Bentley	Hightower	Bryant	Jackson	Mills	Phillips	McCourty
12/18 19	at Indianapolis											
12/26	Buffalo											
01/02	Jacksonville											
01/09	at Miami											
2021 GAME-BY-GAME INACTIVES												
Date	Opponent											
09/12	Miami	Asiasi	Perkins	Wade	Cajuste	Taylor	Nordin					
09/19	at N.Y. Jets	Asiasi	Perkins	Wade	Brown	Stevenson	Van Noy					
09/26	New Orleans	Asiasi	Perkins	Wade	Brown	Stevenson	Uche					
10/03	Tampa Bay	Asiasi	Perkins	Wade	Brown	Stevenson	Bentley	Williams				
10/10	at Houston	Asiasi	Perkins	Wade	Mason	Taylor	Mills					
10/17	Dallas	Asiasi	Perkins	Wade	Mason	Taylor	Williams					
10/24	N.Y. Jets	Asiasi	Perkins	Wade	Durant	Stevenson	Hightower					
10/31	at L.A. Chargers	Asiasi	Perkins	Wade	Durant	Taylor	King					
11/07	at Carolina	Asiasi	Perkins	Wade	Durant	Taylor	Harry					
11/14	Cleveland	Stidham	Perkins	Wade	Durant	Harris	Olszewski	Smith				
11/18	at Atlanta	Asiasi	Perkins	Stidham	Durant	Taylor						
11/28	Tennessee	Asiasi	Perkins	Stidham	Durant	Taylor						
12/06	at Buffalo	Asiasi	Perkins	Stidham	Durant	Tavai	Wade					
12/18 19	at Indianapolis											
12/26	Buffalo											
01/02	Jacksonville											
01/09	at Miami											



2021 NEW ENGLAND PATRIOTS ROSTER

AS OF DECEMBER 7, 2021

ALPHABETICAL ROSTER

#	NAME	POS	HT	WT	BORN	YR	COLLEGE	H.S. HOMETOWN
15	Agholor, Nelson	WR	6-0	198	5/24/1993	7	Southern California	Tampa, Fla.
60	Andrews, David	C	6-3	300	7/10/1992	7	Georgia	Johns Creek, Ga.
86	Asiasi, Devin	TE	6-3	257	8/14/1997	2	UCLA	Shoreview, Calif.
7	Bailey, Jake	P	6-2	205	6/18/1997	3	Stanford	Solana Beach, Calif.
90	Barmore, Christian	DL	6-5	310	7/28/1999	R	Alabama	Philadelphia, Pa.
8	Bentley, Ja'Whaun	LB	6-2	255	8/24/1996	4	Purdue	Glenarden, Md.
29	Bethel, Justin	DB	6-0	200	6/17/1990	10	Presbyterian	Blythewood, S.C.
25	Bolden, Brandon	RB	5-11	220	1/26/1990	9	Mississippi	Baton Rouge, La.
84	Bourne, Kendrick	WR	6-1	190	8/4/1995	5	Eastern Washington	Portland, Ore.
77	Brown, Trent	OL	6-8	380	4/13/1993	7	Florida	Albany, Ga.
41	Bryant, Myles	DB	5-9	185	1/2/1998	2	Washington	Pasadena, Calif.
72	Cajuste, Yodny	OL	6-5	310	2/21/1996	3	West Virginia	Miami, Fla.
49	Cardona, Joe	LS	6-3	245	4/16/1992	7	Navy	El Cajon, Calif.
58	Collins Sr., Jamie	LB	6-3	255	10/20/1989	9	Southern Mississippi	McCall Creek, Miss.
98	Davis Jr., Carl	DL	6-5	320	3/2/1992	7	Iowa	Detroit, Mich.
22	Davis, Cody	DB	6-2	203	6/6/1989	9	Texas Tech	Stephenville, Texas
23	Dugger, Kyle	DB	6-2	220	3/22/1996	2	Lenoir-Rhyne	Decatur, Ga.
70	Durant, Yasir	OL	6-7	330	5/21/1998	2	Missouri	Philadelphia, Pa.
6	Folk, Nick	K	6-1	222	11/5/1984	14	Arizona	Sherman Oaks, Calif.
92	Godchaux, Davon	DL	6-3	311	11/11/1994	5	Louisiana State	Plaquemine, La.
93	Guy, Lawrence	DL	6-4	315	3/17/1990	11	Arizona State	Las Vegas, Nev.
37	Harris, Damien	RB	5-11	213	2/11/1997	3	Alabama	Richmond, Ky.
1	Harry, N'Keal	WR	6-4	225	12/17/1997	3	Arizona State	Chandler, Ariz.
85	Henry, Hunter	TE	6-5	250	12/7/1994	6	Arkansas	Little Rock, Ark.
75	Herron, Justin	OL	6-5	305	11/27/1995	2	Wake Forest	Potomac, Md.
54	Hightower, Dont'a	LB	6-3	260	3/12/1990	9	Alabama	Lewisburg, Tenn.
5	Hoyer, Brian	QB	6-2	216	10/13/1985	13	Michigan State	North Olmstead, Ohio
27	Jackson, J.C.	DB	6-1	198	11/17/1995	4	Maryland	Immokalee, Fla.
47	Johnson, Jakob	FB	6-3	255	12/15/1994	3	Tennessee	Stuttgart, Germany
10	Jones, Mac	QB	6-3	214	9/5/1998	R	Alabama	Jacksonville, Fla.
9	Judon, Matthew	LB	6-3	261	8/15/1992	6	Grand Valley State	West Bloomfield, Mich.
67	Karras, Ted	OL	6-4	305	3/15/1993	6	Illinois	Indianapolis, Ind.
36	King, Brandon	LB	6-2	220	6/8/1993	7	Auburn	Alabaster, Ala.
69	Mason, Shaq	OL	6-1	310	8/28/1993	7	Georgia Tech	Columbia, Tenn.
32	McCourty, Devin	DB	5-10	195	8/13/1987	12	Rutgers	Nyack, N.Y.
16	Meyers, Jakobi	WR	6-2	200	11/9/1996	3	North Carolina State	Lithonia, Ga.
2	Mills, Jalen	DB	6-0	191	4/6/1994	6	Louisiana State	Dallas, Texas
43	Munson, Calvin	LB	6-1	235	12/27/1994	3	San Diego State	St. Charles, Mo.
80	Olszewski, Gunner	WR	6-0	190	11/26/1996	3	Bemidji State	Alvin, Texas
71	Onwenu, Mike	OL	6-3	350	12/10/1997	2	Michigan	Detroit, Mich.
51	Perkins, Ronnie	LB	6-3	253	9/29/1999	R	Oklahoma	St. Louis Mo.
21	Phillips, Adrian	DB	5-11	210	3/28/1992	8	Texas	Garland, Texas
18	Slater, Matthew	WR	6-0	205	9/9/1985	14	UCLA	Anaheim, Calif.
81	Smith, Jonnu	TE	6-3	248	8/22/1995	5	Florida International	Ocala, Fla.
38	Stevenson, Rhamondre	RB	6-0	230	2/23/1998	R	Oklahoma	Las Vegas, Nev.
4	Stidham, Jarrett	QB	6-3	215	8/8/1996	3	Auburn	Stephenville, Texas
48	Tavai, Jahlan	LB	6-2	246	9/28/1996	3	Hawaii	Inglewood, Calif.
42	Taylor, J.J.	RB	5-6	185	1/4/1998	2	Arizona	Corona, Calif.
53	Van Noy, Kyle	LB	6-3	250	3/26/1991	8	Brigham Young	Reno, Nev.
26	Wade, Shaun	CB	6-1	191	9/16/1998	R	Ohio State	Jacksonville, Fla.
33	Williams, Joejuan	CB	6-3	212	12/6/1997	3	Vanderbilt	Nashville, Tenn.
90	Winovich, Chase	DL	6-3	250	4/19/1995	3	Michigan	Jefferson Hills, Pa.
91	Wise Jr., Deatrich	DL	6-5	275	7/26/1994	5	Arkansas	Carrollton, Texas
76	Wynn, Isaiah	OL	6-2	310	12/9/1995	4	Georgia	St. Petersburg, Fla.

NUMERICAL ROSTER

#	NAME	POS
1	N'Keal Harry	WR
2	Jalen Mills	DB
4	Jarrett Stidham	QB
5	Brian Hoyer	QB
6	Nick Folk	K
7	Jake Bailey	P
8	Ja'Whaun Bentley	LB
9	Matthew Judon	LB
10	Mac Jones	QB
15	Nelson Agholor	WR
16	Jakobi Meyers	WR
18	Matthew Slater	WR
21	Adrian Phillips	DB
22	Cody Davis	DB
23	Kyle Dugger	DB
25	Brandon Bolden	RB
26	Shaun Wade	CB
27	J.C. Jackson	DB
29	Justin Bethel	DB
32	Devin McCourty	DB
33	Joejuan Williams	CB
36	Brandon King	LB
37	Damien Harris	RB
38	Rhamondre Stevenson	RB
41	Myles Bryant	DB
42	J.J. Taylor	RB
43	Calvin Munson	LB
47	Jakob Johnson	FB
48	Jahlan Tavai	LB
49	Joe Cardona	LS
50	Chase Winovich	DL
51	Ronnie Perkins	LB
53	Kyle Van Noy	LB
54	Dont'a Hightower	LB
58	Jamie Collins Sr.	LB
60	David Andrews	C
67	Ted Karras	OL
69	Shaq Mason	OL
70	Yasir Durant	OL
71	Mike Onwenu	OL
72	Yodny Cajuste	OL
75	Justin Herron	OL
76	Isaiah Wynn	OL
77	Trent Brown	OL
80	Gunner Olszewski	WR
81	Jonnu Smith	TE
84	Kendrick Bourne	WR
85	Hunter Henry	TE
86	Devin Asiasi	TE
90	Christian Barmore	DL
91	Deatrich Wise Jr.	DL
92	Davon Godchaux	DL
93	Lawrence Guy	DL
98	Carl Davis Jr.	DL

PRACTICE SQUAD

#	NAME	POS	HT	WT	BORN	YR	COLLEGE	H.S. HOMETOWN
13	Bausby, De'Vante	DB	6-2	190	1/15/1993	5	Pittsburg State	Kansas City, Mo.
30	Davis, Sean	DB	6-1	202	10/23/1993	6	Maryland	Washington, D.C.
95	Ekuale, Daniel	DL	6-3	305	1/13/1994	3	Washington State	Pago Pago, Amer. Samoa
65	Ferentz, James	OL	6-2	300	6/5/1989	6	Iowa	Iowa City, Iowa
14	Gilbert, Garrett	QB	6-4	230	7/1/1991	4	Southern Methodist	Austin, Texas
83	LaCosse, Matt	TE	6-6	255	9/21/1992	5	Illinois	Naperville, Ill.
97	Murray, Bill	DL	6-4	265	7/3/1997	1	William & Mary	Morristown, N.J.
87	Nixon, Tre	WR	6-2	180	1/26/1998	R	Central Florida	Viera, Fla.
34	Ozigbo, Devine	RB	6-0	230	10/2/1996	3	Nebraska	Sachse, Texas
3	Quinn, Nordin	K	6-1	196	8/16/1998	R	Michigan	Rockford, Mich.
64	Redmond, Alex	OL	6-5	320	1/18/1995	5	UCLA	Cerritos, Calif.
39	Ross, D'Angelo	DB	5-9	190	10/29/1996	2	New Mexico	La Puente, Calif.
68	Sherman, Will	OL	6-4	310	5/27/1999	R	Colorado	Allen, Texas
19	Waltman, Corliss	P	6-2	210	7/21/1995	1	South Alabama	Milton, Fla.
17	Wilkerson, Kristian	WR	6-1	201	1/10/1997	1	Southeast Missouri St.	Memphis, Tenn.

PRACTICE SQUAD

#	NAME	POS
3	Quinn Nordin	K
13	De'Vante Bausby	DB
14	Garrett Gilbert	QB
17	Kristian Wilkerson	WR
19	Corliss Waltman	P
30	Sean Davis	DB
34	Devine Ozigbo	RB
39	D'Angelo Ross	DB
64	Alex Redmond	OL
65	James Ferentz	OL
68	Will Sherman	OL
83	Matt LaCosse	TE
87	Tre Nixon	WR
95	Daniel Ekuale	DL
97	Bill Murray	DL

RESERVE/INJURED

#	NAME	POS	HT	WT	BORN	YR	COLLEGE	H.S. HOMETOWN
94	Anderson, Henry	DL	6-6	301	8/3/1991	7	Stanford	Atlanta, Ga.
88	Fumagalli, Troy	TE	6-6	248	2/17/1995	4	Wisconsin	Aurora, Ill.
59	Jennings, Anfernee	LB	6-3	259	5/1/1997	2	Alabama	Dadeville, Ala.
31	Jones, Jonathan	DB	5-10	190	9/20/1993	6	Auburn	Carrollton, Ga.
44	Keene, Dalton	TE	6-4	251	4/14/1999	2	Virginia Tech	Littleton, Colo.
52	Langi, Harvey	LB	6-2	250	9/24/1992	4	Brigham Young	South Jordan, Utah
46	McMillan, Raekwon	LB	6-2	242	11/17/1995	5	Ohio State	Hinseville, Ga.
55	Uche, Josh	LB	6-3	245	9/18/1998	2	Michigan	Miami, Fla.
28	White, James	RB	5-10	205	2/3/1992	8	Wisconsin	Ft. Lauderdale, Fla.

RESERVE/INJURED

#	NAME	POS
28	James White	RB
31	Jonathan Jones	DB
44	Dalton Keene	TE
46	Raekwon McMillan	LB
52	Harvey Langi	LB
55	Josh Uche	LB
59	Anfernee Jennings	LB
88	Troy Fumagalli	TE
94	Henry Anderson	DL

RESERVE/PUP LIST

#	NAME	POS	HT	WT	BORN	YR	COLLEGE	H.S. HOMETOWN
99	Cowart, Byron	DL	6-3	300	5/20/1996	3	Maryland	Tampa, Fla.
59	Hall, Terez	LB	6-2	235	11/18/1996	2	Missouri	Lithonia, Ga.

RESERVE/PUP LIST

#	NAME	POS
59	Terez Hall	LB
99	Byron Cowart	DL

RESERVE/NON-FOOTBALL INJURY

#	NAME	POS	HT	WT	BORN	YR	COLLEGE	H.S. HOMETOWN
34	Bledsoe, Joshuah	S	5-11	201	12/30/1998	R	Missouri	Houston, Texas
45	McGrone, Cameron	LB	6-1	236	6/22/2000	R	Michigan	Indianapolis, Ind.

RESERVE/NON-FOOTBALL INJURY

#	NAME	POS
34	Joshuah Bledsoe	S
45	Cameron McGrone	LB

HEAD COACH: BILL BELICHICK

ASSISTANTS: Cam Achord, Special Teams Coordinator; Brian Belichick, Safeties; Steve Belichick, Outside Linebackers; Carmen Bricillo, Offensive Line; Troy Brown, Wide Receivers/Kick Returners; Moses Cabrera, Head Strength and Conditioning; Nick Caley, Tight Ends/Fullbacks; DeMarcus Covington, Defensive Line; Ross Douglas, NFL Coaching Fellowship/Defense; Ivan Fears, Running Backs; Bo Hardegree, Quality Control/Quarterbacks; Joe Houston, Special Teams Assistant; Tyler Hughes, Offensive Assistant; Mick Lombardi, Wide Receivers; Deron Mayo, Strength and Conditioning Assistant; Jerod Mayo, Inside Linebackers; Josh McDaniels, Offensive Coordinator/Quarterbacks; Mike Pellegrino, Cornerbacks; Cole Popovich, Offensive Line; Evan Rothstein, Research and Analysis/Coaching; Vinnie Sunseri, Running Backs; Billy Yates, Assistant Offensive Line; Matt Patricia, Senior Football Advisor.



2021 NUMERICAL ROSTER

December 7, 2021

#	NAME	POS	HT	WT	AGE	YR	COLLEGE	HOW ACQ.
1	N'Keal Harry	WR	6-4	225	23	3	Arizona State	D1-19
2	Jalen Mills	DB	6-0	191	27	6	Louisiana State	UFA (PHI)-21
4	Jarrett Stidham	QB	6-3	215	25	3	Auburn	D4b-19
5	Brian Hoyer	QB	6-2	216	36	13	Michigan State	FA-21
6	Nick Folk	K	6-1	222	37	14	Arizona	FA-20
7	Jake Bailey	P	6-2	205	24	3	Stanford	D5b-19
8	Ja'Whaun Bentley	LB	6-2	255	25	4	Purdue	D5-18
9	Matthew Judon	LB	6-3	261	29	6	Grand Valley State	UFA (BAL)-21
10	Mac Jones	QB	6-3	214	23	R	Alabama	D1-21
15	Nelson Agholor	WR	6-0	198	28	7	Southern California	UFA (LV)-21
16	Jakobi Meyers	WR	6-2	200	25	3	North Carolina State	FA-19
18	Matthew Slater	WR	6-0	205	36	14	UCLA	D5-08
21	Adrian Phillips	DB	5-11	210	29	8	Texas	UFA (LAC)-20
22	Cody Davis	DB	6-2	203	32	9	Texas Tech	UFA (JAX)-20
23	Kyle Dugger	DB	6-2	220	25	2	Lenoir-Rhyne	D2a-20
25	Brandon Bolden	RB	5-11	220	31	9	Mississippi	UFA (MIA)-19
26	Shaun Wade	CB	6-1	191	23	R	Ohio State	TR (BAL)-21
27	J.C. Jackson	DB	6-1	198	26	4	Maryland	FA-18
29	Justin Bethel	DB	6-0	200	31	10	Presbyterian	FA-19
32	Devin McCourty	DB	5-10	195	34	12	Rutgers	D1-10
33	Joejuan Williams	CB	6-3	212	24	3	Vanderbilt	D2-19
36	Brandon King	LB	6-2	220	28	7	Auburn	FA-15
37	Damien Harris	RB	5-11	213	24	3	Alabama	D3b-19
38	Rhamondre Stevenson	RB	6-0	230	23	R	Oklahoma	D4-21
41	Myles Bryant	DB	5-9	185	23	2	Washington	FA-20
42	J.J. Taylor	RB	5-6	185	23	2	Arizona	FA-20
43	Calvin Munson	LB	6-1	235	26	3	San Diego State	FA-21
47	Jakob Johnson	FB	6-3	255	26	3	Tennessee	FA-19
48	Jahlani Tavai	LB	6-2	246	25	3	Hawaii	FA-21
49	Joe Cardona	LS	6-3	245	29	7	Navy	D5-15
50	Chase Winovich	DL	6-3	250	26	3	Michigan	D3a-19
51	Ronnie Perkins	LB	6-3	253	22	R	Oklahoma	D3-21
53	Kyle Van Noy	LB	6-3	250	30	8	Brigham Young	FA-21
54	Dont'a Hightower	LB	6-3	260	31	9	Alabama	D1b-12
58	Jamie Collins Sr.	LB	6-3	255	32	9	Southern Mississippi	FA-21
60	David Andrews	C	6-3	300	29	7	Georgia	FA-15
67	Ted Karras	OL	6-4	305	28	6	Illinois	UFA (MIA)-21
69	Shaq Mason	OL	6-1	310	28	7	Georgia Tech	D4c-15
70	Yasir Durant	OL	6-7	330	23	2	Missouri	TR (KC)-21
71	Mike Onwenu	OL	6-3	350	23	2	Michigan	D6a-20
72	Yodny Cajuste	OL	6-5	310	25	3	West Virginia	D3c-19
75	Justin Herron	OL	6-5	305	26	2	Wake Forest	D6b-20
76	Isaiah Wynn	OL	6-2	310	25	4	Georgia	D1a-18
77	Trent Brown	OL	6-8	380	28	7	Florida	TR (LV)-21
80	Gunner Olszewski	WR	6-0	190	25	3	Bemidji State	FA-19
81	Jonnu Smith	TE	6-3	248	26	5	Florida International	UFA (TEN)-21
84	Kendrick Bourne	WR	6-1	190	26	5	Eastern Washington	UFA (SF)-21
85	Hunter Henry	TE	6-5	250	27	6	Arkansas	UFA (LAC)-21
86	Devin Asiasi	TE	6-3	257	24	2	UCLA	D3b-20
90	Christian Barmore	DL	6-5	310	22	R	Alabama	D2-21
91	Deatrich Wise Jr.	DL	6-5	275	27	5	Arkansas	D4-17
92	Davon Godchaux	DL	6-3	311	27	5	Louisiana State	UFA (MIA)-21
93	Lawrence Guy	DL	6-4	315	31	11	Arizona State	UFA (BAL)-17
98	Carl Davis Jr.	DL	6-5	320	29	7	Iowa	FA-20

PRACTICE SQUAD

#	NAME	POS	HT	WT	AGE	YR	COLLEGE	HOW ACQ.
3	Quinn Nordin	K	6-1	196	22	R	Michigan	FA-21
13	De'Vante Bausby	DB	6-2	190	28	5	Pittsburg State	FA-21
14	Garrett Gilbert	QB	6-4	228	30	4	Southern Methodist	FA-21
17	Kristian Wilkerson	WR	6-1	201	24	1	Southeast Missouri State	FA-20
19	Corliss Waitman	P	6-2	210	26	1	South Alabama	FA-21
30	Sean Davis	DB	6-1	202	28	6	Maryland	FA-21
34	Devine Ozigbo	RB	6-0	230	25	3	Nebraska	FA-21
39	D'Angelo Ross	DB	5-9	190	25	2	New Mexico	FA-19
64	Alex Redmond	OL	6-5	320	26	5	UCLA	FA-21
65	James Ferentz	OL	6-2	300	32	6	Iowa	FA-17
68	Will Sherman	OL	6-4	310	22	R	Colorado	D6b-21
83	Matt LaCrosse	TE	6-6	255	29	5	Illinois	FA-19
87	Tre Nixon	WR	6-2	180	23	R	Central Florida	D7-21
95	Daniel Ekuale	DL	6-3	305	27	3	Washington State	FA-21
97	Bill Murray	DL	6-4	265	24	1	William & Mary	FA-20

RESERVE/INJURED

#	NAME	POS	HT	WT	AGE	YR	COLLEGE	DATE
28	James White	RB	5-10	205	29	8	Wisconsin	(10/1/2021)
31	Jonathan Jones	DB	5-10	190	28	6	Auburn	(10/23/2021)
44	Dalton Keene	TE	6-4	251	22	2	Virginia Tech	(8/7/2021)
46	Raekwon McMillan	LB	6-2	242	26	5	Ohio State	(8/7/2021)
52	Harvey Langi	LB	6-2	250	29	4	Brigham Young	(10/26/2021)
55	Josh Uche	LB	6-3	245	23	2	Michigan	(11/17/2021)
58	Jamie Collins Sr.	LB	6-3	255	32	9	Southern Mississippi	(11/13/21)
59	Anfernee Jennings	LB	6-3	259	24	2	Alabama	(8/31/2021)
88	Troy Fumagalli	TE	6-6	248	26	4	Wisconsin	(8/18/2021)
94	Henry Anderson	DL	6-6	301	30	7	Stanford	(10/6/2021)

RESERVE/PUP LIST

#	NAME	POS	HT	WT	AGE	YR	COLLEGE	HOW ACQ.
59	Terez Hall	LB	6-2	235	25	2	Missouri	FA-19
99	Byron Cowart	DL	6-3	300	25	3	Maryland	D5a-19

RESERVE/NON FOOTBALL INJURY

#	NAME	POS	HT	WT	AGE	YR	COLLEGE	HOW ACQ.
34	Joshuah Bledsoe	S	5-11	201	22	R	Missouri	D6a-21
45	Cameron McGrone	LB	6-1	236	21	R	Michigan	D5-21



2021 POSITIONAL ROSTER

December 7, 2021

DEFENSE (25)								
#	NAME	POS	HT	WT	BORN	YR	COLLEGE	H.S. HOMETOWN
DEFENSIVE LINE (6)								
90	Barmore, Christian	DL	6-5	310	7/28/1999	R	Alabama	Philadelphia, Pa.
98	Davis Jr., Carl	DL	6-5	320	3/2/1992	7	Iowa	Detroit, Mich.
92	Godchaux, Davon	DL	6-3	311	11/11/1994	5	Louisiana State	Plaquemine, La.
93	Guy, Lawrence	DL	6-4	315	3/17/1990	11	Arizona State	Las Vegas, Nev.
50	Winovich, Chase	DL	6-3	250	4/19/1995	3	Michigan	Jefferson Hills, Pa.
91	Wise Jr., Deatrich	DL	6-5	275	7/26/1994	5	Arkansas	Carrollton, Texas
LINEBACKER (9)								
8	Bentley, Ja'Whaun	LB	6-2	255	8/24/1996	4	Purdue	Glenarden, Md.
58	Collins Sr., Jamie	LB	6-3	255	10/20/1999	9	Southern Mississippi	McCall Creek, Miss.
54	Hightower, Dont'a	LB	6-3	260	3/12/1990	9	Alabama	Lewisburg, Tenn.
9	Judon, Matthew	LB	6-3	261	8/15/1992	6	Grand Valley State	West Bloomfield, Mich.
36	King, Brandon	LB	6-2	220	6/8/1993	7	Auburn	Alabaster, Ala.
43	Munson, Calvin	LB	6-1	235	12/27/1994	3	San Diego State	St. Charles Mo.
51	Perkins, Ronnie	LB	6-3	253	9/29/1999	R	Oklahoma	St. Louis, Mo.
48	Tavai, Jahllani	LB	6-2	246	9/28/1996	3	Hawaii	Inglewood, Calif.
53	Van Noy, Kyle	LB	6-3	250	3/26/1991	8	Brigham Young	Reno, Nev.
DEFENSIVE BACK (10)								
29	Bethel, Justin	DB	6-0	200	6/17/1990	10	Presbyterian	Blythewood, S.C.
41	Bryant, Myles	DB	5-9	185	1/2/1998	2	Washington	Pasadena, Calif
22	Davis, Cody	DB	6-2	203	6/6/1989	9	Texas Tech	Stephenville, Texas
23	Dugger, Kyle	DB	6-2	220	3/22/1996	2	Lenoir-Rhyne	Decatur, Ga.
27	Jackson, J.C.	DB	6-1	198	11/17/1995	4	Maryland	Immokalee, Fla.
32	McCourty, Devin	DB	5-10	195	8/13/1987	12	Rutgers	Nyack, N.Y.
2	Mills, Jalen	DB	6-0	191	4/6/1994	6	Louisiana State	Dallas, Texas
21	Phillips, Adrian	DB	5-11	210	3/28/1992	8	Texas	Garland, Texas
26	Wade, Shaun	CB	6-1	191	9/16/1998	R	Ohio State	Jacksonville, Fla.
33	Williams, Joejuan	CB	6-3	212	12/6/1997	3	Vanderbilt	Nashville, Tenn.
OFFENSE (26)								
#	NAME	POS	HT	WT	BORN	YR	COLLEGE	H.S. HOMETOWN
OFFENSIVE LINE (9)								
60	Andrews, David	C	6-3	300	7/10/1992	7	Georgia	Johns Creek, Ga.
77	Brown, Trent	OL	6-8	380	4/13/1993	7	Florida	Albany, Ga.
72	Cajuste, Yodny	OL	6-5	310	2/21/1996	3	West Virginia	Miami, Fla.
70	Durant, Yasir	OL	6-7	330	5/21/1998	2	Missouri	Philadelphia, Pa.
75	Herron, Justin	OL	6-5	305	11/27/1995	2	Wake Forest	Potomac, Md.
67	Karras, Ted	OL	6-4	305	3/15/1993	6	Illinois	Indianapolis, Ind.
69	Mason, Shaq	OL	6-1	310	8/28/1993	7	Georgia Tech	Columbia, Tenn.
71	Onwenu, Mike	OL	6-3	350	12/10/1997	2	Michigan	Detroit, Mich.
76	Wynn, Isalah	OL	6-2	310	12/9/1995	4	Georgia	St. Petersburg, Fla.
QUARTERBACK (3)								
5	Hoyer, Brian	QB	6-2	216	10/13/1985	13	Michigan State	North Olmsted, Ohio
10	Jones, Mac	QB	6-3	214	9/5/1998	R	Alabama	Jackconville, Fla.
4	Stidham, Jarrett	QB	6-3	215	8/8/1996	3	Auburn	Stephenville, Texas
WIDE RECEIVER (6)								
15	Agholor, Nelson	WR	6-0	198	5/24/1993	7	Southern California	Tampa, Fla.
84	Bourne, Kendrick	WR	6-1	190	8/4/1995	5	Eastern Washington	Portland, Ore.
1	Harry, N'Keal	WR	6-4	225	12/17/1997	3	Arizona State	Chandler, Ariz.
16	Meyers, Jakobi	WR	6-2	200	11/9/1996	3	North Carolina State	Lithonia, Ga.
80	Olszewski, Gunner	WR	6-0	190	11/26/1996	3	Bemidji State	Alvin, Texas
18	Slater, Matthew	WR	6-0	205	9/9/1985	14	UCLA	Anaheim, Calif.
RUNNING BACK (5)								
25	Bolden, Brandon	RB	5-11	220	1/26/1990	9	Mississippi	Baton Rouge, La.
37	Harris, Damien	RB	5-11	213	2/11/1997	3	Alabama	Richmond, Ky.
47	Johnson, Jakob	FB	6-3	255	12/15/1994	3	Tennessee	Stuttgart, Germany
38	Stevenson, Rhamondre	RB	6-0	230	2/23/1998	R	Oklahoma	Las Vegas, Nev.
42	Taylor, J.J.	RB	5-6	185	1/4/1998	2	Airozna	Corono, Calif.
TIGHT END (3)								
86	Asiasi, Devin	TE	6-3	257	8/14/1997	2	UCLA	Shoreview, Calif.
85	Henry, Hunter	TE	6-5	250	12/7/1994	6	Arkansas	Little Rock, Ark.
81	Smith, Jonnu	TE	6-3	248	8/22/1995	5	Florida International	Ocala, Fla.
SPECIALISTS (3)								
#	NAME	POS	HT	WT	BORN	YR	COLLEGE	H.S. HOMETOWN
SPECIALISTS (3)								
7	Bailey, Jake	P	6-2	205	6/18/1997	3	Stanford	Solana Beach, Calif.
49	Cardona, Joe	LS	6-3	245	4/16/1992	7	Navy	El Cajon, Calif.
6	Folk, Nick	K	6-1	222	11/5/1984	14	Arizona	Sherman Oaks, Calif.
RESERVE/INJURED (9)								
#	NAME	POS	HT	WT	BORN	YR	COLLEGE	H.S. HOMETOWN
RESERVE/INJURED (9)								
94	Anderson, Henry	DL	6-6	301	8/3/1991	7	Stanford	Atlanta, Ga.
88	Fumagalli, Troy	TE	6-6	248	2/17/1995	4	Wisconsin	Aurora, Ill.
59	Jennings, Anfernee	LB	6-3	259	5/1/1997	2	Alabama	Dadeville, Ala.
31	Jones, Jonathan	DB	5-10	190	9/20/1993	6	Auburn	Carrollton, Ga.
44	Keene, Dalton	TE	6-4	251	4/14/1999	2	Virginia Tech	Littleton, Colo.
52	Langi, Harvey	LB	6-2	250	9/24/1992	4	Brigham Young	South Jordan, Utah
46	McMillan, Raekwon	LB	6-2	242	11/17/1995	5	Ohio State	Hinsevilla, Ga.
55	Uche, Josh	LB	6-3	245	9/18/1998	2	Michigan	Miami, Fla.
28	White, James	RB	5-10	205	2/3/1992	8	Wisconsin	Ft. Lauderdale, Fla.
RESERVE/PUP LIST (2)								
#	NAME	POS	HT	WT	BORN	YR	COLLEGE	H.S. HOMETOWN
RESERVE/PUP LIST (2)								
99	Cowart, Byron	DL	6-3	300	5/20/1996	3	Maryland	Tampa, Fla.
59	Hall, Terez	LB	6-2	235	11/18/1996	2	Missouri	Lithonia, Ga.
RESERVE/NON-FOOTBALL INJURY (2)								
#	NAME	POS	HT	WT	BORN	YR	COLLEGE	H.S. HOMETOWN
RESERVE/NFI (2)								
34	Bledsoe, Joshua	S	5-11	201	12/30/1998	R	Missouri	Houston, Texas
45	McGrone, Cameron	LB	6-1	236	6/22/2000	R	Michigan	Indianapolis, Ind.



HOW THE PATRIOTS WERE BUILT

UPDATED: December 7, 2021

YEAR	DRAFTEES (23)	VETERAN FREE AGENTS (20)	WAIVERS (0) / TRADES (3)	ROOKIE AND FIRST-YEAR FREE AGENTS (8)
2008	Matthew Slater (5)			
2010	Devin McCourty (1)			
2012	Dont'a Hightower (1b)			
2015	Shaq Mason (4c) Joe Cardona (5)			David Andrews (fa) Brandon King (fa)
2016				
2017	Deatrich Wise Jr. (4)	Lawrence Guy (7) (GB)		
2018	Isaiah Wynn (1a) Ja'Whaun Bentley (5)			J.C. Jackson (fa)
2019	N'Keal Harry (1) Joejuan Williams (2) Chase Winovich (3a) Damien Harris (3b) Yodny Cajuste (3c) Jarrett Stidham (4b) Jake Bailey (5b)	Justin Bethel (6) (ARI) Brandon Bolden (fa) (NE)		Jakob Johnson (fa) Jakobi Meyers (fa) Gunner Olszewski (fa)
2020	Kyle Dugger (2a) Devin Asiasi (3b) Mike Onwenu (6a) Justin Herron (6b)	Carl Davis Jr. (3) (BAL) Cody Davis (fa) (STL) Nick Folk (6) (DAL) Brian Hoyer (fa) (NE) Adrian Phillips (fa) (SD)		Myles Bryant (fa) J.J. Taylor (fa)
2021	Mac Jones (1) Christian Barmore (2) Ronnie Perkins (3) Rhamondre Stevenson (4)	Nelson Agholor (1) (PHI) Kendrick Bourne (fa) (SF) Jamie Collins Sr. (2) (NE) Davon Godchaux (5) (MIA) Hunter Henry (2) (LAC) Matthew Judon (5) (BAL) Ted Karras (6) (NE) Jalen Mills (7) (PHI) Calvin Munson (fa) (NYG) Jahlani Tavai (2) (DET) Jonnu Smith (3) (TEN) Kyle Van Noy (2) (DET)	Trent Brown (7) (tr-LV) Yasir Durant (fa) (tr-KC) Shaun Wade (5) (tr-BAL)	

NOTE: Team in parenthesis is the player's original team
 (#) – indicates round drafted
 (fa) – indicates non-drafted free agents

RESERVE/PUP LIST

Byron Cowart (5a)
Terez Hall (fa)

RESERVE/NFI LIST

Cameron McGrone (5)
Joshuah Bledsoe (6a)

RESERVE/INJURED

Henry Anderson (3) (IND)
Troy Fumagalli (5) (DEN)
Anfernee Jennings (3a)
Jonathan Jones (fa)
Dalton Keene (3c)
Harvey Langi (fa) (NE)
Raekwon McMillan (2) (MIA)
Josh Uche (2b)
James White (4b)



UNOFFICIAL DEPTH CHART

Unofficial depth chart compiled by Patriots Media Relations

OFFENSE

WR: 15 Nelson Agholor	80 Gunner Olszewski	18 Matthew Slater
LT: 76 Isaiah Wynn	75 Justin Herron	72 Yodny Cajuste
LG: 67 Ted Karras	71 Mike Onwenu	
C: 60 David Andrews	67 Ted Karras	
RG: 69 Shaq Mason	67 Ted Karras	
RT: 77 Trent Brown	71 Mike Onwenu	70 Yasir Durant
TE: 85 Hunter Henry	OR 81 Jonnu Smith	86 Devin Asiasi
WR: 16 Jakobi Meyers	84 Kendrick Bourne	1 N'Keal Harry
QB: <u>10 Mac Jones</u>	5 Brian Hoyer	4 Jarrett Stidham
RB: 37 Damien Harris	25 Brandon Bolden	42 J.J. Taylor
RB: 47 Jakob Johnson (FB)	<u>38 Rhamondre Stevenson</u>	

DEFENSE

LE: 91 Deatrich Wise Jr.	98 Carl Davis Jr.	
DL: 92 Davon Godchaux	<u>90 Christian Barmore</u>	
RE: 93 Lawrence Guy	50 Chase Winovich	
LB: 9 Matthew Judon	58 Jamie Collins Sr.	43 Calvin Munson
LB: 54 Dont'a Hightower	48 Jahlani Tavai	<u>51 Ronnie Perkins</u>
LB: 8 Ja'Whaun Bentley	53 Kyle Van Noy	36 Brandon King
DB: 23 Kyle Dugger	33 Joejuan Williams	
LCB: 27 J.C. Jackson	41 Myles Bryant	<u>26 Shaun Wade</u>
RCB: 2 Jalen Mills	33 Joejuan Williams	
S: 21 Adrian Phillips	23 Kyle Dugger	
S: 32 Devin McCourty	29 Justin Bethel	22 Cody Davis

SPECIAL TEAMS

K: 6 Nick Folk	7 Jake Bailey	
P: 7 Jake Bailey	6 Nick Folk	
H: 7 Jake Bailey	80 Gunner Olszewski	
PR: 80 Gunner Olszewski	42 J.J. Taylor	16 Jakobi Meyers
KR: 80 Gunner Olszewski	25 Brandon Bolden	42 J.J. Taylor
LS: 49 Joe Cardona		

PRONUNCIATION GUIDE

Nelson Agholor	AGG-uh-lore	Ted Karras	CARE-us
Devin Asiasi	AH-see AH-see	Jalen Mills	JAY-iin
Ja'Whaun Bentley	ja-WHAN	Gunner Olszewski	O-sheh-ski
Yodny Cajuste	YAHD-nee kuh-JUST	Mike Onwenu	oh-WHEN-new
Joe Cardona	car-DOAN-a	Jonnu Smith	JAH-new
Yasir Durant	YAH-seer	Rhamondre Stevenson	ruh-MON-dray
Davon Godchaux	duh-VAHN GOD-chaw	Jarrett Stidham	STID-um
Damien Harris	day-MEE-en	Jahlani Tavai	ja-LAN-EE TAH-vay-ya
N'Keal Harry	nuh-KEEL	Joejuan Williams	joe-WAHN
Justin Herron	her-RON	Chase Winovich	WIN-o-vich
Dont'a Hightower	don-TAY	Deatrich Wise Jr.	DEE-tritch
Jakob Johnson	YAH-kob	Isaiah Wynn	eye-ZAY-ah WIN
Matthew Judon	JOO-don		



2021 TRANSACTIONS

UPDATED: DECEMBER 7, 2021

JANUARY 2021

1/4/2021	Aguayo, Roberto	Signed to a future contract
1/4/2021	Dolegala, Jake	Signed to a future contract
1/4/2021	Murray, Bill	Signed to a future contract
1/4/2021	Reynolds, Ross	Signed to a future contract
1/4/2021	Rohrwasser, Justin	Signed to a future contract
1/4/2021	Ross, D'Angelo	Signed to a future contract
1/4/2021	Smith, Devin	Signed to a future contract
1/4/2021	Thurman, Nick	Signed to a future contract
1/4/2021	Wilkerson, Kristian	Signed to a future contract
1/4/2021	Zuber, Isaiah	Signed to a future contract
1/6/2021	Pinckney, Michael	Signed to a future contract

MARCH 2021

3/18/2021	Brown, Trent	Acquired via Trade (Las Vegas)
3/18/2021	Cannon, Marcus	Traded to Houston
3/18/2021	Allen, Beau	Released
3/18/2021	Lee, Marqise	Released
3/18/2021	Izzo, Ryan	Traded to Houston
3/19/2021	Adams, Montravious	Signed
3/19/2021	Agholor, Nelson	Signed
3/19/2021	Anderson, Henry	Signed
3/19/2021	Bourne, Kendrick	Signed
3/19/2021	Henry, Hunter	Signed
3/19/2021	Judon, Matthew	Signed
3/19/2021	Karras, Ted	Signed
3/19/2021	McMillan, Raekwon	Signed
3/19/2021	Mills, Jalen	Signed
3/19/2021	Smith, Jonnu	Signed
3/19/2021	Van Noy, Kyle	Signed
3/19/2021	Davis, Cody	Re-signed
3/19/2021	Wise Jr., Deatrich	Re-signed
3/22/2021	Chung, Patrick	Placed on Reserve/Retired List
3/22/2021	Andrews, David	Re-signed
3/23/2021	Folk, Nick	Re-signed
3/23/2021	Godchaux, Davon	Signed
3/23/2021	Maluia, Cassh	Released
3/23/2021	Pinckney, Michael	Released
3/23/2021	Rohrwasser, Justin	Released
3/24/2021	Reynolds, LaRoy	Signed
3/25/2021	Johnson, Jakob	Re-signed
3/25/2021	White, James	Re-signed
3/30/2021	Guy, Lawrence	Re-signed

APRIL 2021

4/7/2021	Woodard, Dustin	Reinstated from Reserve/Retired
4/9/2021	Reynolds, Ross	Released
4/12/2021	Edelman, Julian	Retired
4/12/2021	Barnett, Michael	Released
4/16/2021	Jackson, J.C.	Re-signed
4/16/2021	Woodard, Dustin	Released
4/29/2021	Jones, Mac	Drafted
4/30/2021	Dolegala, Jake	Released
4/30/2021	Barmore, Christian	Drafted
4/30/2021	Perkins, Ronnie	Drafted

MAY 2021

5/1/2021	Stevenson, Rhamondre	Drafted
5/1/2021	McGrone, Cameron	Drafted
5/1/2021	Bledsoe, Joshuah	Drafted
5/1/2021	Sherman, Will	Drafted
5/1/2021	Nixon, Tre	Drafted
5/6/2021	Nordin, Quinn	Signed
5/10/2021	Langi, Harvey	Signed
5/11/2021	Sherman, Will	Signed/Draft Choice
5/11/2021	Nixon, Tre	Signed/Draft Choice
5/14/2021	McGrone, Cameron	Signed/Draft Choice
5/17/2021	Ferentz, James	Signed
5/17/2021	Redmond, Alex	Signed
5/18/2021	Hoyer, Brian	Signed
5/18/2021	Bledsoe, Joshuah	Signed/Draft Choice
5/18/2021	Toran, Najee	Released
5/19/2021	Stevenson, Rhamondre	Signed/Draft Choice
5/20/2021	Farnsworth, Wes	Signed
5/21/2021	Colbert, Adrian	Signed
5/21/2021	Gaffney, Tyler	Signed
5/27/2021	Fumagalli, Troy	Signed
5/27/2021	Reynolds, LaRoy	Released
5/27/2021	Vitale, Danny	Released

JUNE 2021

6/4/2021	Hall, Marvin	Signed
6/17/2021	Aguayo, Roberto	Released
6/17/2021	Farnsworth, Wes	Released
6/17/2021	Prince, R.J.	Signed
6/21/2021	Ross, Devin	Signed

JULY 2021

7/6/2021	Jones, Mac	Signed/Draft Choice
7/20/2021	Perkins, Ronnie	Signed/Draft Choice
7/21/2021	Barmore, Christian	Signed/Draft Choice
7/23/2021	Wells, David	Signed
7/27/2021	Smith, Devin	Released
7/29/2021	Dolegala, Jake	Claimed off Waivers (GB)
7/30/2021	Hawkins, Jerald	Signed

AUGUST 2021

8/7/2021	Maluia, Cassh	Signed
8/7/2021	Keene, Dalton	Placed on Reserve/Injured
8/7/2021	McMillan, Raekwon	Placed on Reserve/Injured
8/9/2021	Dolegala, Jake	Released

AUGUST 2021

8/9/2021	Khoury, Brian	Signed
8/10/2021	Gant, Malik	Signed
8/10/2021	Gaffney, Tyler	Released
8/15/2021	Berry, Rashod	Released
8/15/2021	Hawkins, Jerald	Released
8/15/2021	Wells, David	Released
8/17/2021	Hall, Marvin	Placed on Reserve/Injured
8/18/2021	Fumagalli, Troy	Placed on Reserve/Injured
8/24/2021	Gant, Malik	Released
8/24/2021	Khoury, Brian	Released
8/24/2021	Maluia, Cassh	Released
8/24/2021	Prince, R.J.	Released
8/24/2021	Ross, Devin	Released
8/24/2021	Martin, Marcus	Released
8/24/2021	Warring, Kahale	Claimed off Waivers (Houston)
8/25/2021	Michel, Sony	Traded to LA Rams
8/25/2021	Hall, Marvin	Waived from Reserve/Injured
8/26/2021	Wade, Shaun	Acquired via Trade (Baltimore)
8/27/2021	Warring, Kahale	Released
8/31/2021	Adams, Montravious	Released
8/31/2021	Bower, Tashawn	Released
8/31/2021	Bryant, Myles	Released
8/31/2021	Colbert, Adrian	Released
8/31/2021	Cunningham, Korey	Released
8/31/2021	Ferentz, James	Released
8/31/2021	Folk, Nick	Released
8/31/2021	Hoyer, Brian	Released
8/31/2021	Jackson, Michael	Released
8/31/2021	LaCosse, Matt	Released
8/31/2021	Murray, Bill	Released
8/31/2021	Newton, Cam	Released
8/31/2021	Nixon, Tre	Released
8/31/2021	Redmond, Alex	Released
8/31/2021	Ross, D'Angelo	Released
8/31/2021	Sherman, Will	Released
8/31/2021	Spence, Akeem	Released
8/31/2021	Thurman, Nick	Released
8/31/2021	Virgin, Dee	Released
8/31/2021	Wilkerson, Kristian	Released
8/31/2021	Zuber, Isaiah	Released
8/31/2021	Cowart, Byron	Placed on Reserve/PUP List
8/31/2021	Gilmore, Stephon	Placed on Reserve/PUP List
8/31/2021	Hall, Terez	Placed on Reserve/PUP List
8/31/2021	Stidham, Jarrett	Placed on Reserve/PUP List
8/31/2021	Jennings, Anfernee	Placed on Reserve/Injured
8/31/2021	Bledsoe, Joshuah	Placed Reserve/NFI List
8/31/2021	McGrone, Cameron	Placed on Reserve/NFI List
8/31/2021	Durant, Yasir	Acquired via Trade (KC)

SEPTEMBER 2021

9/1/2021	Thurman, Nick	Placed on Reserve/Injured
9/1/2021	Bower, Tashawn	Signed to the practice squad
9/1/2021	Bryant, Myles	Signed to the practice squad
9/1/2021	Ferentz, James	Signed to the practice squad
9/1/2021	Folk, Nick	Signed to the practice squad
9/1/2021	Hoyer, Brian	Signed to the practice squad
9/1/2021	LaCosse, Matt	Signed to the practice squad
9/1/2021	Murray, Bill	Signed to the practice squad
9/1/2021	Nixon, Tre	Signed to the practice squad
9/1/2021	Redmond, Alex	Signed to the practice squad
9/1/2021	Ross, D'Angelo	Signed to the practice squad
9/1/2021	Sherman, Will	Signed to the practice squad
9/1/2021	Wilkerson, Kristian	Signed to the practice squad
9/2/2021	Perry, Malcolm	Claimed off Waivers (Miami)
9/2/2021	Harry, N'Keal	Placed on Reserve/Injured
9/2/2021	Gilbert, Garrett	Signed to the practice squad
9/2/2021	Mason, Ben	Signed to the practice squad
9/2/2021	Tavai, Jahllani	Signed to the practice squad
9/3/2021	Thurman, Nick	Released from Reserve/Injured
9/5/2021	Ekuale, Daniel	Signed to the practice squad
9/11/2021	Folk, Nick	Elevated to the active roster
9/11/2021	Hoyer, Brian	Elevated to the active roster
9/11/2021	Perry, Malcolm	Placed on Reserve/Injured
9/13/2021	Folk, Nick	Reverted back to the practice squad
9/13/2021	Hoyer, Brian	Reverted back to the practice squad
9/18/2021	Hoyer, Brian	Signed from the practice squad
9/18/2021	Nordin, Quinn	Placed on Reserve/Injured
9/18/2021	Folk, Nick	Elevated to the active roster
9/18/2021	Bower, Tashawn	Elevated to the active roster
9/19/2021	Bower, Tashawn	Reverted back to the practice squad
9/19/2021	Folk, Nick	Reverted back to the practice squad
9/21/2021	Folk, Nick	Signed from the practice squad
9/21/2021	Jackson, Drake	Signed to the practice squad
9/22/2021	Eldrenkamp, Jake	Signed to the practice squad
9/25/2021	Tavai, Jahllani	Elevated to the active roster
9/25/2021	Eldrenkamp, Jake	Released from the practice squad
9/27/2021	Tavai, Jahllani	Reverted back to the practice squad

OCTOBER 2021

10/1/2021	White, James	Placed on Reserve/Injured
10/2/2021	Harry, N'Keal	Activated to the 53-man roster
10/2/2021	Bryant, Myles	Elevated to the active roster
10/2/2021	Tavai, Jahllani	Elevated to the active roster
10/4/2021	Bryant, Myles	Reverted back to the practice squad
10/4/2021	Tavai, Jahllani	Reverted back to the practice squad
10/6/2021	Gilmore, Stephon	Traded to Carolina
10/6/2021	Collins Sr., Jamie	Signed
10/6/2021	Benton, Elijah	Signed to the practice squad
10/6/2021	Anderson, Henry	Placed on Reserve/Injured
10/9/2021	Brown, Trent	Placed on Reserve/Injured
10/9/2021	Bryant, Myles	Elevated to the active roster
10/9/2021	Ferentz, James	Elevated to the active roster



2021 TRANSACTIONS

OCTOBER 2021 (continued)

10/9/2021	Redmond, Alex	Elevated to the active roster
10/9/2021	Sherman, Alex	Elevated to the active roster
10/11/2021	Bryant, Myles	Reverted back to the practice squad
10/11/2021	Ferentz, James	Reverted back to the practice squad
10/11/2021	Redmond, Alex	Reverted back to the practice squad
10/11/2021	Sherman, Alex	Reverted back to the practice squad
10/13/2021	Tavai, Jahlani	Signed from the practice squad
10/13/2021	Davis, Sean	Signed to the practice squad
10/16/2021	Ferentz, James	Elevated to the active roster
10/18/2021	Ferentz, James	Reverted back to the practice squad
10/19/2021	Bryant, Myles	Signed from the practice squad
10/19/2021	Winovich, Chase	Placed on Reserve/Injured
10/19/2021	Patterson, Riley	Signed to the practice squad
10/23/2021	Jones, Jonathan	Placed on Reserve/Injured
10/23/2021	Ekuale, Daniel	Elevated to the active roster
10/23/2021	Ferentz, James	Elevated to the active roster
10/24/2021	Ekuale, Daniel	Reverted back to the practice squad
10/24/2021	Ferentz, James	Reverted back to the practice squad
10/26/2021	Langi, Harvey	Placed on Reserve/Injured
10/26/2021	Benton, Elijah	Released from the practice squad
10/27/2021	Ferentz, James	Signed from the practice squad
10/27/2021	Munson, Calvin	Signed from the Miami practice squad
10/27/2021	Bausby, De'Vante	Signed to the practice squad
10/7/2021	Poole, Brian	Signed to the practice squad
10/30/2021	Ekuale, Daniel	Elevated to the active roster

NOVEMBER 2021

11/2/2021	Ekuale, Daniel	Reverted back to the practice squad
11/6/2021	Wilkerson, Kristian	Elevated to the active roster
11/8/2021	Wilkerson, Kristian	Reverted back to the practice squad
11/8/2021	Ferentz, James	Released
11/8/2021	Jackson, Drake	Released from the practice squad
11/8/2021	Mason, Ben	Released from the practice squad
11/9/2021	Stidham, Jarrett	Activated to the 53-man roster
11/9/2021	Poole, Brian	Released from the practice squad
11/10/2021	Ferentz, James	Signed to the practice squad
11/14/2021	Brown, Trent	Activated to the 53-man roster
11/14/2021	Collins Sr., Jamie	Placed on Reserve/Injured
11/14/2021	Bower, Tashawn	Elevated to the active roster
11/14/2021	LaCosse, Matt	Elevated to the active roster
11/15/2021	Bower, Tashawn	Reverted back to the practice squad
11/15/2021	LaCosse, Matt	Reverted back to the practice squad
11/17/2021	Winovich, Chase	Activated to the 53-man roster
11/17/2021	Uche, Josh	Placed on Reserve/Injured
11/17/2021	Perry, Malcolm	Released
11/23/2021	Waitman, Corliss	Signed to the practice squad
11/25/2021	Scott, Niles	Signed to the practice squad
11/30/2021	Keyes, BoPete	Signed to the practice squad
11/30/2021	Ozigbo, Devine	Signed to the practice squad
11/30/2021	Scott, Niles	Released from the practice squad

DECEMBER 2021

12/1/2021	Nordin, Quinn	Released
12/1/2021	Keyes, BoPete	Released from the practice squad
12/3/2021	Nordin, Quinn	Signed to the practice squad
12/6/2021	Collins Sr., Jamie	Activated to the 53-man roster
12/6/2021	Davis, Sean	Elevated to the active roster
12/6/2021	Ekuale, Daniel	Elevated to the active roster
12/7/2021	Davis, Sean	Reverted back to the practice squad
12/7/2021	Ekuale, Daniel	Reverted back to the practice squad



LAST GAME PATRIOTS AT BILLS

PATRIOTS 14, BILLS 10

DECEMBER 6, 2021 • HIGHMARK STADIUM

	1	2	3	4	Final
New England Patriots	8	3	0	3	14
Buffalo Bills	7	0	3	0	10

TEAM NOTES

- Patriots secure 35th winning season, 24th winning season in Robert Kraft's 28 years.
- Patriots win seventh straight.
- Patriots improve to 7-1 in the AFC.
- Bill Belichick secures 21st winning season and his 20th as head coach of the Patriots.
- RB Damien Harris scores on a career-long 64-yard touchdown run in the first quarter.
- Mac Jones ties the mark for most road wins by a rookie quarterback with a 6-0 record.
- Nick Folk extends streak to 52 straight field goals under 50 yards.
- Matthew Judon reaches 12 ½ sacks to tie for the most under Belichick.

PATRIOTS EARN 35TH WINNING SEASON; 24TH WINNING SEASON IN 28 SEASONS UNDER ROBERT KRAFT

The victory over Buffalo improved New England to a 9-4 record and secured their 35th winning season since the 1970 merger, second only to the 37 winning seasons by Pittsburgh. It also marked the 24th winning season in the 28 seasons under the ownership of Robert Kraft.

MOST WINNING SEASONS SINCE THE 1970 MERGER

Team	Seasons
Pittsburgh	37
New England	35
Dallas	33
Minnesota	31
Miami	31
Denver	29

MOST WINNING SEASONS SINCE 2001

Team	Seasons
New England	20
Green Bay	16
Pittsburgh	15
Seattle	15
Baltimore	14
Indianapolis	14
Philadelphia	13

PATRIOTS ADD TO BEST CONFERENCE RECORD AND FIRST TEAM IN AFC WITH A WINNING RECORD

The Patriots improved to a 7-1 record in the AFC and became the first AFC team to secure a winning record with a 9-4 mark.

PATRIOTS EXTEND NFL RECORD TO 99 STRAIGHT GAMES SCORING IN FIRST HALF

The Patriots have gone 99 straight games (regular season and postseason) scoring in the first half, to extend an NFL record, following Damien Harris' 64-yard touchdown run in the first quarter. The Patriots also own the second-longest streak at 82 games with a first half score (2006-1). The last time the Patriots failed to score in the first half was a 16-0 loss at home against Buffalo on Oct. 2, 2016.

PATRIOTS BEGIN THE GAME WITH 10 STRAIGHT RUNS

The Patriots began the game with 10 straight runs. That's their longest streak to start a game under Bill Belichick and the longest by any team since the 2018 Ravens in Lamar Jackson's first career start (Week 11 vs Bengals). Overall, the Patriots finished the game with 46 rushing attempts, the most since they had 47 rushing attempts on Dec. 23, 2018 vs. Buffalo.

PATRIOTS WIN SEVENTH GAME IN A ROW

New England won its seventh straight game. During the streak the Patriots have allowed just 73 points for an average of 10.4 points per game.

PATRIOTS COMPLETE JUST TWO PASSES

The Patriots completed just 2-of-3 passes for 19 yards. The 3 pass attempts are the fewest by a team since Buffalo in Week 3 of the 1974 season against the Jets with just 2 attempts. It is the third time that has happened for the Patriots. They also completed just two vs. Miami on Dec. 12, 192 and vs. Miami on Nov. 9, 1969.

PATRIOTS ALLOW JUST THREE POINTS IN THE SECOND HALF IN LAST FIVE GAMES

Buffalo's third quarter field goal were the only points the Patriots have allowed in the second half in the last five games.

PATRIOTS ARE PERFECT ON THE ROAD IN 2021

The Patriots improved to a perfect 6-0 road record in 2021. The Patriots have finished undefeated on the road twice before (2007 and 2016). Since the start of the 1994 season when Robert Kraft purchased the team, the Patriots have the best regular season road record in the NFL. Arizona (7-0) is the only other team that is perfect on the road in 2021.

BEST ROAD RECORDS SINCE 1994

Team	W	L	T	Pct
New England	138	84	0	.622
Pittsburgh	122	98	1	.554

PATRIOTS RUSH FOR 200 YARDS FOR 17TH TIME UNDER BELICHICK

The Patriots rushed for over 200 yards for the first time in 2021 and for the 17th time in a single game under Bill Belichick. The Patriots rushed 46 times for 222 yards against the Bills. The Patriots have rushed for over 200 yards seven times under Belichick.

INDIVIDUAL NOTES

BILL BELICHICK SECURES 21ST WINNING SEASON AS A HEAD COACH;

Bill Belichick secured his 21st winning season as a head coach, including his 20th winning season as the head coach of the Patriots.

Head coach	Winning Seasons
George Halas	34
Don Shula	27
Curly Lambeau	27
Bill Belichick	21
Tom Landry	20

RB DAMIEN HARRIS SCORES ON A CAREER-LONG 64-YARD TOUCHDOWN RUN

RB Damien Harris scored on a career-long 64-yard touchdown run in the first quarter. Harris's previous long was a 41-yard run on Oct. 5, 2020 at Kansas City. It is the longest run and longest touchdown run by the Patriots in the regular season since a 70-yard touchdown run by Curtis Martin on Sept. 21, 1997 vs. Chicago. LeGarrett Blount had a 73-yard touchdown run vs. Indianapolis on Jan. 11, 2014 in an AFC Divisional Playoff Game.



LAST GAME PATRIOTS AT BILLS

HARRIS GOES OVER 100 YARDS FOR FOURTH TIME IN 2021; FOURTH-HIGHEST RUSHING AVERAGE IN A SINGLE GAME BY A PATRIOTS PLAYER

Harris finished with 111 yards on 10 carries for an 11.1-yard average. It is his fourth 100-yard rushing game of the 2021 season. Sony Michel was the last Patriots running back with four 100-yard rushing games in one season. He accomplished the feat in 2018. Harris's 11.1 average is the fourth-highest among all Patriots running backs in a single game with at least 10 rushing attempts.

HIGHEST RUSHING AVERAGE/SINGLE GAME (MIN. 10 ATTEMPTS)

Larry Garron – 11.60 – vs. Buffalo (10/22/61)
Sam Cunningham – 11.36 – at Buffalo (10/20/74)
Laurence Maroney – 11.14 – vs. Miami (12/23/07)
Damien Harris – 11.10 – at Buffalo (12/06/21)

FIRST TWO TACKLES GO FOR TWO SACKS FOR EKUALE

DL Daniel Ekuale tackled Buffalo QB Josh Allen for a 5-yard sack in the second quarter. His first two tackles of the 2021 season resulted in sacks. He sacked New York Jets QB Mike White for an 8-yard loss on the last play of the first half on Oct. 24, 2021.

MAC JONES TIED MARK FOR MOST ROAD WINS BY A ROOKIE QUARTERBACKS

Mac Jones has won his first six road games, joining Dak Prescott (6 in 2016) and Ben Roethlisberger (6 in 2004) as the only rookie quarterbacks to win each of their first six road games in league annals.

JONES IS FOURTH ROOKIE QB TO LEAD HIS TEAM TO A 7-GAME WINNING STREAK OR MORE

Jones has helped lead the Patriots to seven straight wins. He is the fourth rookie quarterback in the Super Bowl era to lead his team to win at least seven consecutive games.

ROOKIE QB'S TO WIN 6+ CONSECUTIVE GAMES / SB ERA

PLAYER	YEAR	WINNING STREAK
Ben Roethlisberger (Pittsburgh)	2004	13
Dak Prescott (Dallas)	2016	11
Kyle Orton (Chicago)	2005	8
Mac Jones (Patriots)	2021	7
Mike Kruczek (Pittsburgh)	1976	6
Vince Young (Tennessee)	2006	6
Robert Griffin III (Washington)	2012	6

FOLK EXTENDS STREAK

K Nick Folk extended his streak to 52 straight field goals under 50 yards with a 41-yard field goal in the second quarter and a 34-yard field goal in the fourth quarter. It is the second-longest streak in NFL history behind 56 straight field goals from inside 50 yards by Ryan Succop from 2014-2017 while with Tennessee. Folk's last miss from inside the 50-yard line was a 45-yard field goal attempt in the 2020 season-opener vs. Miami on Sept. 13.

CODY DAVIS IS SPECIAL – SETS CAREER-HIGH IN SPECIAL TEAMS TACKLES

Cody Davis had one special teams tackle against Buffalo to push his totals to a team-leading and career-high 11 special teams tackles. It is the third time in his career that he has reached double-digit special teams tackles. Davis had 10 special teams tackles in 2015 with St. Louis and 10 special teams tackles in 2018 with Jacksonville.

MATTHEW JUDON TIES FOR HIGHEST SINGLE-SEASON SACK TOTAL UNDER BELICHICK

Matthew Judon increased his 2021 sack total to 12 ½ after a 9-yard sack of Josh Allen in the fourth quarter. Judon joins Chandler Jones (12 ½ in 2015) and Mike Vrabel (12 ½ in 2007) for the most sacks in a single-season by a Patriots player under Bill Belichick.

PATRIOTS 12-PLUS SACK SEASON UNDER BILL BELICHICK

Sacks	Player	Year
12.5	Matthew Judon	2021
12.5	Mike Vrabel	2007
12.5	Chandler Jones	2015

GODCHAUX REACHES 10 TACKLES

DL Davon Godchaux set a career-high with 10 total tackles.

LINEUP NOTES

- **LB Jamie Collins** made his return to action after missing three games while on injured reserve.
- **DL Daniel Ekuale** played in his third game with the Patriots after being elevated from the practice squad.
- **DB Sean Davis** played in his first game with New England. It marks the third team he has played for in 2021. He played in one game with Indianapolis and two games with Cincinnati.
- **DB Myles Bryant** made his first start when the Patriots opened in a nickel defense.



PATRIOTS PROJECTED CONTRIBUTORS: OFFENSE

QB 10



MAC JONES | 6-3 | 214 | ALABAMA

- Was the Patriots first-round draft pick in the 2021 NFL Draft out of Alabama.
- Tied Joe Burrow for the most completions in his first five NFL games with 135.
- Has completed over 70 percent of his passes in eight of his 13 NFL games.
- Selected as one of four Heisman Trophy finalists.

JAKOBI MEYERS | 6-2 | 200

WR 16



- Signed by New England as an undrafted free agent out North Carolina State University in 2019.
- Led the team in receptions (59) and receiving yards (729) last season.
- Played quarterback in high school and threw two touchdown passes in 2020.

RB 37



DAMIEN HARRIS | 5-11 | 213 | ALABAMA

- Third-round draft pick out of Alabama in 2019.
- Averaged 6.4 yards per carry on 477 carries in college to set the Alabama all-time career mark (minimum 400 rushes).
- After only seeing action in two games in 2019, Harris played 10 games in 2020 and led the team in rushing with 691 yards with a 5.04-yard average.

NELSON AGHOLOR | 6-0 | 198

WR 15



- Born in Lagos, Nigeria; one of only nine active Nigerian-born players in the NFL.
- Spent four seasons in Philadelphia after being selected by the Eagles in the first round of the 2015 NFL Draft and one season with Las Vegas in 2020.
- Recorded nine receptions for 84 yards for the Eagles in Philadelphia's Super Bowl LII victory over New England.
- Emerged in 2020 with a career-high 876 receiving yards and 8 touchdowns on 67.5% of the offensive snaps for the Las Vegas Raiders.

RB 25



BRANDON BOLDEN | 5-11 | 220 | OLE MISS

- Originally made the Patriots as a rookie free agent in 2012
- Played with the Patriots through 2017, then joined Miami in 2018 before returning to the Patriots.
- Changed his jersey from #38 to #25 to honor his grandfather Frank Pitts, who played in the NFL for 10 seasons with the Chiefs, Browns and Raiders.

T 76



ISAIAH WYNN | 6-2 | 310 | GEORGIA

- Drafted 23rd overall in 2018, but missed his rookie season after he was placed on IR.
- Started in all 11 games he played in last season before being placed on IR prior to Week 12.

G 67



TED KARRAS | 6-4 | 305 | ILLINOIS

- In his second stint with the Patriots after re-joining the team following a season in Miami in 2020.
- Originally a sixth-round draft pick by New England in 2016.
- Has started at both guard spots as well as center during his career. Made his first starts at left guard in 2021.

GUNNER OLSZEWSKI | 6-0 | 190

WR 80



- Played four years at Bemidji State University as a defensive back before switching to wide receiver in hopes of an NFL tryout.
- Signed by the Patriots in 2019 as a rookie free agent.
- Selected to AP First-Team All-Pro for Special Teams in 2020 after averaging 17.3 yards per punt return with a touchdown.

C 60



DAVID ANDREWS | 6-3 | 300 | GEORGIA

- Signed as a rookie free agent in 2015 and has played in 85 games over seven seasons at center.
- Two-time Super Bowl winner with the Patriots.
- Has been named team captain the last five seasons (2017-21).
- Was named to the Patriots All-Decade 2010's team at center.

G 69



SHAQ MASON | 6-1 | 310 | GEORGIA TECH

- Drafted in fourth round of the 2015 draft, 131st overall out of Georgia Tech.
- Started at right guard in three consecutive Super Bowls (LI, LII, LIII).
- Was named to the Patriots All-Decade 2010's team at guard.

T 77



TRENT BROWN | 6-8 | 380 | FLORIDA

- Played left and right tackle for two years at Georgia Military College before transferring to University of Florida for his final two collegiate years.
- Won Super Bowl LIII with the Patriots as the team's starting left tackle.
- Traded to New England this offseason for the second time in his career.

TE 85



HUNTER HENRY | 6-5 | 250 | ARKANSAS

- After spending the first five years of his career in Los Angeles with the Chargers, Henry signed with the Patriots in the offseason as an unrestricted free agent.
- Coach Belichick has been following Henry's career since the tight end was in high school at Pulaski Academy in Little Rock, Ark., from 2009 to 2013. Belichick has a relationship with Henry's former high school coach, Kevin Kelley.
- Henry wears No. 85 this season, which is a tribute to his former teammate and legendary tight end, Antonio Gates.

TE 81



JONNU SMITH | 6-3 | 248 | FLORIDA INT.

- 100th pick in the 2017 NFL Draft by the Tennessee Titans out of Florida International.
- Coming off his best NFL season with 41 receptions for 448 yards and eight touchdowns.



PATRIOTS PROJECTED CONTRIBUTORS: DEFENSE

DL 91



DEATRICH WISE JR. | 6-5 | 275 | ARKANSAS

- Selected in the fourth round of the 2017 NFL Draft by the Patriots and re-signed with New England this offseason.
- Became the first Patriot since Chandler Jones to record a sack in his first two NFL games as a rookie in 2017.
- Has two brothers who play football, Daniel (DT, Washington Football Team) and Solomon (DB, Alcorn State).

DL 93



LAWRENCE GUY | 6-4 | 315 | ARIZONA STATE

- Ten-year NFL veteran with stints with the Packers, Colts, Chargers and Ravens.
- Three-time honorable mention All-Pac-10 selection at Arizona State.
- Was named to the Patriots All-Decade team for the 2010's.

DL 92



DAVON GODCHAUX | 6-3 | 311 | LSU

- Fifth-round pick by the Dolphins out of LSU.
- Calls former Patriots nose tackle Vince Wilfork a "mentor" after training with him this offseason in South Florida.
- His hometown of Plaquemine, Louisiana honored him in 2017 by making May 9th "Davon Godchaux Day"

LB 9



MATTHEW JUDON | 6-23 | 261 | GRAND VALLEY STATE

- Drafted by the Ravens in the fifth round of the 2016 NFL Draft out of Grand Valley State.
- Selected to the Pro Bowl each of the last two seasons.
- Signed with the Patriots this offseason as an unrestricted free agent.
- Chose number 9 in New England to represent his nine siblings.

LB 53



KYLE VAN NOY | 6-3 | 250 | BRIGHAM YOUNG

- Returned to New England this offseason after spending 2020 playing for the Miami Dolphins.
- Served as captain and tallied six sacks last season.
- Won two Super Bowls with New England in 2016 and 2018.

LB 54



DONT'A HIGHTOWER | 6-3 | 260 | ALABAMA

- Returns to the Patriots this year after opting out of the 2020 season.
- Nicknamed "Mr. February" for making significant plays in the Patriots' last three Super Bowl victories.
- Played four different positions in high school: tight end, running back, defensive end and linebacker.

S 32



DEVIN MCCOURTY | 5-10 | 195 | RUTGERS

- Named captain every year since 2011, his second season in the NFL.
- Was named to the Patriots 2010's All-Decade team as a safety.
- Has started every game he has played in since entering the NFL.
- Led the team in snaps last season (1051).

DB 21



ADRIAN PHILLIPS | 5-11 | 210 | TEXAS

- Led the team in tackles last year (107), his first season with the Patriots.
- An extremely versatile defensive player, Phillips made the Pro Bowl as a special teamer in 2018 with the Chargers.
- Phillips' wife, Camille, is a pediatrician, joining Shahrzad Slater, wife of Matthew Slater, and Michelle Powell, wife of Devin McCourty, as other Patriots wives in the medical field.

DB 27



J.C. JACKSON | 6-1 | 198 | MARYLAND

- Signed as a rookie free agent in March of 2018 out of Maryland.
- Led the team in interceptions last season with nine, trailing on Miami's Xavier Howard (10) for most in the NFL.
- Jackson is first in the NFL with 24 interceptions since entering the NFL in 2018.

DB 23



KYLE DUGGER | 6-2 | 220 | LENOIR-RHYNE

- Drafted by New England in the second round of the 2020 NFL Draft out of LeNoir-Rhyne.
- Awarded the 2020 Cliff Harris Award, which is given to the best defensive player in NCAA Division II football.
- Was the highest drafted defensive back from a Division II school since S Danieal Manning was drafted by Chicago in 2006 in the second round out of Abilene Christian.



INDIVIDUAL AND TEAM NOTES



ROBERT KRAFT CHAIRMAN & CEO

6 10

SUPER BOWL
WINS

CONFERENCE
TITLES

THE MOST BY ANY SINGLE OWNER IN
PRO FOOTBALL HISTORY

**FASTEST OWNER IN NFL
HISTORY TO REACH
300 WINS**

**23-YEAR
SEASON TICKET HOLDER
BEFORE BUYING THE TEAM IN 1994**



Under Kraft's leadership since he purchased the team in 1994, the Patriots have experienced one of the most dramatic turnarounds in the history of sports.

Kraft has led the two most dominant decades in NFL history in terms of overall wins – 141 (2010-19) and 126 (2000-09).

Kraft is the most successful owner since he purchased the team in 1994 in terms of wins (340), division titles (19), winning percentage (.690), playoff wins (33) and playoff seasons (21).



Since Robert Kraft purchased the team in 1994, the Patriots have experienced one of the most dramatic turnarounds in the history of sports. In his 28 seasons of ownership, he has transformed one of the league's least successful clubs into what many observers view as a model NFL franchise. In the five seasons immediately preceding his purchase (1989-93), the Patriots were a moribund team, winning just 19 of 80 games (.238 pct.), the worst record in the NFL over that span. When he bought the franchise on Jan. 21, 1994, Kraft announced his intention to bring a championship to New England, a tall order considering the team's previous success rate. But under Kraft's leadership, the Patriots have won more division titles (19), conference crowns (10) and Super Bowl championships (6) than any other NFL team. Additionally, the Patriots have achieved the most winning seasons (24) and are tied with Pittsburgh for the fewest losing seasons (3) since Kraft assumed ownership beginning in 1994. Super Bowl LIII was the 10th Super Bowl appearance since Kraft purchased the team, a period during which no other team has appeared in more than four Super Bowls. In Kraft's 28 seasons, the Patriots have qualified for the playoffs 21 times, more than doubling the franchise's accomplishments during its first 34 seasons, and finished with a winning record 24 times.



SINCE ROBERT KRAFT PURCHASED THE TEAM IN 1994

TOTAL VICTORIES SINCE 1994 (REGULAR SEASON)

New England Patriots.....	307
Green Bay Packers.....	284
Pittsburgh Steelers.....	280

TOTAL VICTORIES SINCE 1994 (INCL. POSTSEASON)

New England Patriots.....	340
Green Bay Packers.....	306
Pittsburgh Steelers.....	300
Indianapolis Colts.....	275

MOST HOME VICTORIES SINCE 1994 (INCL. POSTSEASON)

New England Patriots.....	192
Green Bay Packers.....	181
Pittsburgh Steelers.....	171
Denver Broncos.....	156

WINNING PERCENTAGE SINCE 1994 (INCL. POSTSEASON)

TEAM	W	L	T	Pct.
New England Patriots	340	153	0	.690
Green Bay Packers	306	176	2	.634
Pittsburgh Steelers	300	176	3	.629
Indianapolis Colts	275	202	0	.577

PLAYOFF WINNING PERCENTAGE SINCE 1994

TEAM	W	L	T	Pct.
New England Patriots	33	15	0	.688
Denver Broncos	14	9	0	.609
Tampa Bay Buccaneers	9	6	0	.600
Baltimore Ravens	16	11	0	.593
New York Giants	10	7	0	.588

SUPER BOWL CHAMPIONSHIPS SINCE 1994

New England Patriots.....	6
Denver Broncos.....	3
Baltimore Ravens.....	2
Green Bay Packers.....	2
Pittsburgh Steelers.....	2
N.Y. Giants.....	2
Tampa Bay Buccaneers.....	2

CONFERENCE CHAMPIONSHIPS SINCE 1994

New England Patriots.....	10
Pittsburgh Steelers.....	4
Denver Broncos.....	4
Los Angeles Rams.....	3
Green Bay Packers.....	3
N.Y. Giants.....	3
San Francisco 49ers.....	3
Seattle Seahawks.....	3

DIVISION CHAMPIONSHIPS SINCE 1994

New England Patriots.....	19
Green Bay Packers.....	14
Pittsburgh Steelers.....	14
Indianapolis Colts.....	10

PLAYOFF VICTORIES SINCE 1994

New England Patriots.....	33
Green Bay Packers.....	22
Pittsburgh Steelers.....	20
Baltimore Ravens.....	16

PLAYOFF VICTORIES ALL TIME

Rooney Family, Pittsburgh (1933-present).....	36
Green Bay Packers (1919-present).....	36
Robert Kraft, New England Patriots (1994-present).....	33

PLAYOFF GAMES PLAYED SINCE 1994

New England Patriots.....	48
Green Bay Packers.....	39
Pittsburgh Steelers.....	35
Indianapolis Colts.....	32

PLAYOFF SEASONS SINCE 1994

New England Patriots.....	21
Green Bay Packers.....	20
Indianapolis Colts.....	18
Pittsburgh Steelers.....	17

DYNASTY VS. DYNASTY

Of all the great teams throughout the Super Bowl era, the New England Patriots and the San Francisco 49ers have set a standard of extended excellence above all of the others.

49ERS (1981-98)

5.....	Super Bowl Appearances.....	9
5.....	Super Bowl Titles.....	6
10 in 18 years.....	Conference Title Games.....	13 in 19 years
22-11 (.667).....	Playoff Record.....	30-11 (.732)
13.....	Division Titles.....	17
16.....	Playoff Seasons.....	17
207-72-1 (.741).....	Regular Season Record.....	232-72 (.763)
108.....	Pro Bowl Selections.....	94
21 in 18 years.....	Home Playoff Games.....	24 in 19 years
13 in 18 years.....	First-Round Byes.....	13 in 19 years
4 in 18 years.....	Playoff One-and-Dones.....	3 in 19 years
122 (1990-99).....	Most Wins in a Decade.....	141 (2010-19)

PATRIOTS (2001-2019)

	Pre-Kraft 1960-93	Pre-Kraft 1989-93	Kraft Era 1994-21
Overall Record	225-276-9	19-61	340-153
Winning Pct.	.450	.238	.690
Super Bowl Titles	0	0	6
Conference Titles	1	0	10
Division Titles	3	0	19
Playoff Seasons	6	0	21
Playoff Record	4-6	--	33-15
Home Playoff Games	1	0	27
Home Playoff Record	0-1	--	23-4

WHAT TO LOOK FOR IN 2021

Robert Kraft has 33 career postseason wins as an owner, third most in NFL history behind the Rooney Family in Pittsburgh (36) and the Green Bay Packers (36). Kraft needs three postseason wins in 2021 to match the Rooney family and the Green Bay Packers for the most postseason wins in NFL history.





ROBERT KRAFT CHAIRMAN & CEO

TEN CONFERENCE TITLES

The 2018 AFC Championship marked the 10th conference championship for Robert Kraft as Patriots owner. His 10 conference crowns are more than any other owner in the Super Bowl Era (since 1966).

MOST CONFERENCE CHAMPIONSHIPS BY AN OWNER IN SUPER BOWL ERA

Owner	TEAM	#	SEASONS	SUPER BOWL APPEARANCES
Robert Kraft	New England	10	1996, 2001, 2003, 2004, 2007, 2011, 2014, 2016, 2017, 2018	XXXI, XXXVI, XXXVIII, XXXIX, XLII, XLVI, XLIX, LI, LII, LIII
Pat Bowlen	Denver	7	1986, 1987, 1989, 1997, 1998, 2013, 2015	XXI, XXII, XXIV, XXXII, XXXIII, XLVIII, 50
Jack Kent Cooke	Washington	5	1972, 1982, 1983, 1987, 1991	VII, XVII, XVIII, XXII, XXVI
Al Davis	Oakland/L.A. Raiders	5	1967, 1976, 1980, 1983, 2002	II, XI, XV, XVIII, XXXVII
Eddie DeBartolo	San Francisco	5	1981, 1984, 1988, 1989, 1994	XVI, XIX, XXIII, XXIV, XXIX
Clint Murchison	Dallas	5	1970, 1971, 1975, 1977, 1978	V, VI, X, XII, XIII
Packers Stockholders	Green Bay	5	1966, 1967, 1996, 1997, 2010	I, II, XXXI, XXXII, XLV
Joe Robbie	Miami	5	1971, 1972, 1973, 1982, 1984	VI, VII, VIII, XVII, XIX

A WINNING TRADITION I

Robert Kraft won his 300th game overall as owner of the New England Patriots against Miami on Sept. 30, 2018. Kraft reached the milestone in his 25th NFL season and in his 432nd game, the fastest an owner has reached the milestone. Al Davis of the Raiders accomplished the feat in 495 games (31 seasons) while Pat Bowlen of Denver reached 300 career wins in 501 games (30 seasons).

A WINNING TRADITION II

Kraft's winning percentage with the Patriots (.690) since taking over the team in 1994 is the highest among all owners/ownership groups with at least 200 wins (regular and postseason) with one team. He is one of just four owners with at least 200 wins and a winning percentage over .600.

Owner	Team	Years	Winning Pct.
Robert Kraft	Patriots	1994-present	.690
Eddie DeBartolo, Jr.	49ers	1977-1999	.636
Clint Murchison, Jr.	Cowboys	1960-1983	.634
Joe Robbie	Dolphins	1966-1989	.609
Pat Bowlen	Broncos	1984-2018	.596

ALL-TIME POSTSEASON WINS

Robert Kraft has 33 career postseason wins, which are the third-most in NFL history.

OWNERSHIP	YEARS	WINS
The Rooney Family, Pittsburgh (1933-present)	88	36
Green Bay Packers (1919-present)	102	36
Robert Kraft, New England (1994-present)	27	33
The Mara Family, N.Y. Giants (1925-present)	96	24
Eddie DeBartolo, Jr., San Francisco (1977-1999)	23	22
Al Davis, Oakland/Los Angeles (1972-2011)	40	21
Pat Bowlen, Denver (1984-2018)	35	21

KRAFT PASSES OTHER OWNERS

The Patriots have 340 wins overall under Robert Kraft. He has produced more victories than every other Patriots owner combined. Under Kraft, the Patriots are 340-153 overall since he purchased the team in 1994. Kraft's predecessors in the owner's office went 225-276-9 in the 34 years prior to his purchase of the team.

CONTINUITY BREEDS SUCCESS

New England is the first team in NFL history to win six Super Bowls with the same owner (Robert Kraft), head coach (Bill Belichick) and quarterback (Tom Brady).

PATRIOTS IN THE PLAYOFFS

The Patriots have qualified for the playoffs 27 times in their 61-year history. Twenty-one of those playoff berths have come in the 27 seasons since Robert Kraft purchased the team in 1994, a dramatic contrast to the six total playoff berths the team earned in its first 34 years of existence. The Patriots have won 22 division crowns, including 17 in the last 20 seasons and 19 of which have come since Robert Kraft's purchase in 1994.

PATRIOTS PLAYOFF SEASONS (27)

Year	How Qualified	Seed	Rec.	Result
2019	Division Champions	3	0-1	Wild Card Round
2018	Division Champions	2	3-0	Super Bowl Champions
2017	Division Champions	1	2-1	AFC Champions
2016	Division Champions	1	3-0	Super Bowl Champions
2015	Division Champions	2	1-1	AFC Championship Game
2014	Division Champions	1	3-0	Super Bowl Champions
2013	Division Champions	2	1-1	AFC Championship Game
2012	Division Champions	2	1-1	AFC Championship Game
2011	Division Champions	1	2-1	AFC Champions
2010	Division Champions	1	0-1	AFC Divisional Round
2009	Division Champions	3	0-1	Wild Card Round
2007	Division Champions	1	2-1	AFC Champions
2006	Division Champions	4	2-1	AFC Championship Game
2005	Division Champions	4	1-1	AFC Divisional Round
2004	Division Champions	2	3-0	Super Bowl Champions
2003	Division Champions	1	3-0	Super Bowl Champions
2001	Division Champions	2	3-0	Super Bowl Champions
1998	Wild Card	6	0-1	Wild Card Round
1997	Division Champions	3	1-1	AFC Divisional Round
1996	Division Champions	2	2-1	AFC Champions
1994	Wild Card	5	0-1	Wild Card Round
1986	Division Champions	3	0-1	AFC Divisional Round
1985	Wild Card	5	3-1	AFC Champions
1982*	16-Team Format	7	0-1	First Round
1978	Division Champions	2	0-1	AFC Divisional Round
1976	Wild Card	4	0-1	AFC Divisional Round
1963	Division Champions	--	1-1	AFL Championship Game

*Strike Year | **Bold indicates Kraft era** | **37-21 Record**

A MODEL OF CONSISTENCY

Since Kraft took ownership of the team in 1994, the Patriots have had just three head coaches - Bill Parcells (1994-96), Pete Carroll (1997-99) and current head coach Bill Belichick (2000-present). The only team with fewer head coaches since 1994 is the Pittsburgh Steelers, who have had two: Bill Cowher (1992-2006) and Mike Tomlin (2007-present).

FEWEST HEAD COACHES SINCE 1994	AFC EAST HEAD COACHES SINCE 1994
Pittsburgh..... 2	New England..... 3
New England..... 3	N.Y. Jets.....10
Baltimore Ravens*.....3	Buffalo.....10
NFL average..... 7.4	Miami.....12

*Since 1996



PATRIOTS POINTS OF INTEREST IN 2021

PATRIOTS

- The New England Patriots are tied with the Pittsburgh Steelers for the most Super Bowl wins in the NFL with six.
- The Patriots have played in 11 Super Bowls, the most by any team in NFL history. Dallas, Denver and Pittsburgh have played in eight.
- The Patriots are third in NFL history with 15 Conference Championship Game appearances, one behind the 16 by Pittsburgh and San Francisco.
- The New England Patriots have 37 postseason victories, the most in NFL history. Pittsburgh is second with 36 playoff wins all-time.
- The New England Patriots earned seven No. 1 seeds, behind Denver (8) and San Francisco (9) since playoff seeding began in 1975.
- The Patriots earned a first-round playoff bye an NFL-best 14 times since the current playoff format was instituted in 1990. Pittsburgh and San Francisco are second with nine byes since 1990. New England is the only team in NFL history with nine straight first-round byes (2010-18).
- The Patriots have played in 58 postseason games, fourth-most in NFL history behind Dallas (63), Pittsburgh (62) and Green Bay (60). The Patriots need to play in two more postseason games in 2021 to become the fourth NFL team to play in 60 postseason games.
- The Patriots are second with 13 seasons of 12 wins since 1970, behind San Francisco's 14 seasons with 12 victories
- New England has won 13 games in a single season seven times in franchise history. Only San Francisco has more 13-win seasons with 10.
- The New England Patriots have won 14 or more games in a season five times, most in NFL history. San Francisco is second with four 14-win seasons.
- New England has 28 undefeated months since 2000, most in the NFL over that span. Green Bay is second with 19 undefeated months during that time.
- The Patriots have 35 winning seasons since 1970, second all-time behind Pittsburgh's 37.



- The Patriots have 565 total victories, the third-most wins since 1960, behind the 575 wins by Pittsburgh and the 569 wins by Dallas.
- New England (1,003) played in their 1,000 games in franchise history (regular season and playoffs combined) against Cleveland on Nov. 14, 2021 and became the first original AFL team to play in 1,000 games.
- With rookie free agent K Quinn Nordin making the initial 53-man roster in 2021, the Patriots have now had a rookie free agent make the opening day roster for the 18th straight season, the third-longest streak in the NFL. The L.A. Chargers have had a rookie free agent make their opening day roster for 25 straight seasons and Indianapolis has had a rookie free agent make their opening day roster for 23 straight seasons.
- The Patriots have finished in the top 10 for fewest points allowed in each of the last nine seasons (2012-2020) and need to accomplish the feat in 2021 to tie Tampa Bay, who became the last team to reach 10 straight seasons (1996-2005) for the fewest points allowed. The 2021 Patriots are first with 15.4 points allowed per game.



6X SUPER BOWL CHAMPIONS

2001 2002 2004 2014 2016 2018

2021 TEAM NOTES

2021 TEAM CAPTAINS



2021 TEAM CAPTAINS WERE ELECTED BY TEAMMATES

OFFENSE

- C David Andrews and RB James White

DEFENSE

- LB Dont'a Hightower and DB Devin McCourty

SPECIAL TEAMS

- WR Matthew Slater

McCourty and Slater were chosen captains for the 11th consecutive season. Andrews is a captain for the fifth straight year, and Hightower and White were elected for the fourth time.

DIFFERENT POSITIONS

7 BEGAN CAREERS PLAYING A DIFFERENT SPOTS

JAKOB JOHNSON – Moved from a college linebacker and tight end at Tennessee to an NFL fullback.

BRANDON KING – Moved from safety and defensive end at Auburn to a linebacker in the NFL.

JAKOBI MEYERS – Moved from a quarterback during his first year at North Carolina State to a wide receiver.

GUNNER OLSZEWSKI – Moved from a defensive back at Bemidji State to an NFL wide receiver and kick/punt returner.

MIKE ONWENU – Onwenu began his collegiate career at Michigan as a defensive lineman before switching to offensive line following his freshman season.

HARVEY LANGI – Began college career at Utah as a running back before moving to a linebacker and defensive end at BYU.

RONNIE PERKINS – Perkins moved from a defensive lineman at Oklahoma to an NFL linebacker.

GONE AND BACK

26 players have had at least two stints with New England since 2000 (on the active roster with the Patriots for at least one game in each stint; on the active roster with another team for at least one game in between). That is tied with Seattle for the most in that category. In 2021, the Patriots have five such players returning for a second stint: Trent Brown, Jamie Collins (3 stints), Ted Karras, Harvey Langi and Kyle Van Noy. In addition, Brandon Bolden and Brian Hoyer (3 stints) are two other players on the active roster that have had at least two stints with the team.

PLAYERS WITH MULTIPLE STINTS IN NEW ENGLAND

Player	Years
Tully Banta-Cain	2003-06, 2009-10
Caleb Benenoch	2019, 2020
Martellus Bennett	2016, 2017
LeGarrett Blount	2013, 2014-16
Brandon Bolden	2012-17, 2019-21
Deion Branch	2002-05, 2010-12
Chad Brown	2005, 2007
Trent Brown	2018, 2021
Andre Carter	2011, 2013
Patrick Chung	2009-12, 2014-19
Thomas Clayton	2010, 2010
Michael Cloud	2003, 2005
Jamie Collins	2013-16, 2019, 2021
Jonathan Freeny	2015-16, 2017
Brian Hoyer	2009-11, 2017-18, 2020-21
Ted Karras	2016-19, 2021
Harvey Langi	2017, 2021
Steve Maneri	2010, 2014
Jordan Richards	2015-17, 2019
Mike Rivera	2012, 2012
Guss Scott	2005, 2006
Donté Stallworth	2007, 2012
Maugaula Tuitele	2000-01, 2002
Kyle Van Noy	2016-19, 2021
Ken Walter	2001-03, 2006
Ben Watson	2004-09, 2019

COLLEGE TEAMMATES REUNITING

The Patriots drafted two players from Alabama (QB Mac Jones and DL Christian Barmore) with their first two picks and drafted two players from Oklahoma with their next two picks (LB Ronnie Perkins and RB Rhamondre Stevenson) in the 2021 NFL Draft. Since 1970, the only other team to have two picks from one school followed by their next two picks from one school was the 1992 Los Angeles Rams who drafted DE Sean Gilbert (Pittsburgh) in the first round followed by DB Steve Israel (Pittsburgh) in the second round and then used two third-round picks for DL Marc Boutte (LSU) and WR Todd Kinchen (LSU).





PATRIOTS TEAM NOTES

PATRIOTS CLAIM 12 STRAIGHT WINS OVER THE JETS

The Patriots secured a 54-13 victory over the Jets in Week 7 of the 2021 regular season to mark their 12th straight win over the New York Jets.

PATRIOTS LONGEST WINNING STREAKS

Win Streak	Opponent	Date Begun	Date Ended
15	Buffalo Bills	12/27/03	12/26/10
12	New York Jets	11/27/16	current
11	Buffalo Bills	01/02/83	12/20/87
10	San Diego Chargers	12/02/73	10/14/01

LONGEST CURRENT NFL WINNING STREAKS

Team	Opponent	Win Streak
New England Patriots	New York Jets	12
Philadelphia Eagles	New York Jets	12
Kansas City Chiefs	Denver Broncos	12

LONGEST NFL WINNING STREAKS

Team	Opponent	Win Streak (Dates)
Miami Dolphins	Buffalo Bills	20 (1970-79)
San Francisco 49ers	St. Louis Rams	17 (1990-98)
Washington	Detroit Lions	16 (1968-97)
New England Patriots	Buffalo Bills	15 (2003-10)
San Francisco 49ers	Arizona Cardinals	15 (1990-98)

PATRIOTS DEFENSE PRODUCES FOUR INTERCEPTIONS; END FIRST TWO JETS DRIVES WITH INTERCEPTIONS

The Patriots had four interceptions against the Jets (9/19/21), the most picks in a single game since they had four at Cincinnati on Dec. 15, 2019. The Patriots had four games with four picks total in 2019, including their game on Oct. 21, at the New York Jets, the only other time the Patriots picked off four passes against the Jets. The Patriots ended the first two Jets drives with interceptions from CB J.C. Jackson and DB Adrian Phillips, leading to 10 points. Jackson added a second interception in the second quarter, and Devin McCourty had a pick in the third quarter. The Patriots had their second game in 2021 with four picks in the 25-0 shutout win at Atlanta on Nov. 18.

PATRIOTS SCORE 50

The Patriots finished with 54 points against the New York Jets on Oct. 24, 2021, the 14th time in team history that the team has scored at least 50 points. It is the 9th time scoring at least 50 points under Bill Belichick and the first since a 51-17 win vs Jacksonville on Sept. 27, 2015. The 54 points are the 7th most points scored in team history.

PATRIOTS SCORE 50 AGAINST THE JETS FOR THE THIRD TIME IN TEAM HISTORY

The 50-point output marks the third 50-point game the Patriots have produced against the Jets. The Patriots scored a 56-3 win vs. the Jets on Sept. 9, 1979 and a 55-21 victory vs. the Jets on Oct. 29, 1978.

PATRIOTS EXPLODE FOR 31 POINTS IN THE FIRST HALF

The Patriots scored 31 points in the first half against the Jets (10/24). It is the 12th time in team history that they have had a 30-point first half, the 10th time under Bill Belichick and the first since a 30-13 halftime lead in a 36-20 win at New Orleans on Sept. 17, 2017.

PATRIOTS TIE TEAM RECORD WITH FOUR RUSHING TDs

The Patriots tied a team record with four rushing touchdowns in the win against the Jets (10/24). The Patriots have had four rushing touchdowns in a game 10 times overall. They have accomplished the mark four times against the Jets – Sept. 8, 1963, Oct. 18, 1976, Oct. 29, 1978 and Oct. 24, 2021.

PATRIOTS OFFENSE PRODUCES 32 FIRST DOWNS

The Patriots offense produced 32 first downs in the win against the New York Jets (10/24), the 12th time in team history that they have had at least 32 first downs. It is the most since tying a team record with 35 first downs in the win vs. Jacksonville on Sept. 27, 2015.

PATRIOTS OFFENSE GAINS 551 TOTAL YARDS

The Patriots offense generated 551 total yards against the New York Jets (10/24), the 7th highest total in team history and the most since 555 total yards at New Orleans on Sept. 17, 2017.

MOST TOTAL NET YARDS/GAME

622	at Miami, Sept. 12, 2011
619	vs. Tennessee, Oct. 18, 2009
610	vs. Pittsburgh, Nov. 3, 2013
597	vs. N.Y. Jets, Sept. 9, 1979
580	at Buffalo, Sept. 30, 2012
555	at New Orleans, Sept. 17, 2017
551	vs. N.Y. Jets, Oct. 24, 2021

RECEIVERS HAVE NOW COMPLETED THREE PASSES IN 2021

Kendrick Bourne's 25-yard touchdown pass to Nelson Agholor against the Jets on Oct. 24 was the third pass completion by a Patriots wide receiver in 2021. Jakobi Meyers completed two passes vs. Tampa Bay on Oct. 3. The 2020 Patriots had four completions by wide receivers. The most passes completed by a New England team by non-quarterbacks was seven in 1981.

PATRIOTS TIED FOR 1ST IN THE NFL WITH 19 INTERCEPTIONS

The Patriots are tied with Dallas for first in the NFL with 19 interceptions in 2021. In 2020, the Patriots tied for the NFL lead with Miami, New Orleans and Pittsburgh with 18 interceptions. The 2019 New England team led the NFL with 25 interceptions. Two teams have led the NFL in interceptions in three or more straight seasons: Kansas City (5 straight – 1966-70) and the New York Giants (3 straight – 1937-39). Overall, the Patriots have led the NFL in interceptions four times (2003, 2010, 2019 and 2020).

LOCK DOWN DEFENSE

The 2021 Patriots defense is ranked 3rd in the NFL. Under Bill Belichick, the Patriots have had a defense finish in the top 10 eight times, including the 2019 defense that finished first in the NFL.

PATRIOTS PLAY 1,000 GAME

New England (1,003) played in their 1,000 game in franchise history against Cleveland on Nov. 14, 2021 to become the first original AFL team to play in 1,000 games.

THIRD HIGHEST COMPLETION PERCENTAGE

QB Mac Jones (19-of-23) and QB Brian Hoyer (3-for-3) combined to go 22-for-26 for an 84.6 completion percentage in the 45-7 win against the Cleveland Browns on Nov. 14. Jones was 22-of-26 in the Atlanta game for an 84.6 completions percentage to tie for the third-best completions percentages games in team history.

HIGHEST COMPLETION PERCENTAGE IN TEAM HISTORY/GAME

Date	Completion Percentage
Dec. 27, 2009 vs. Jacksonville	88.5 (23-of-26)
Oct. 26, 2014 vs. Chicago	86.8 (33-of-38)
Nov. 14, 2021 vs. Cleveland	84.6 (22-of-26)
Nov. 18, 2021 at Atlanta	84.6 (22-of-26)
Nov. 3, 2002 at Buffalo	84.6 (22-of-26)



PATRIOTS TEAM NOTES

SCORING OUTPUT

The Patriots scored 54 points vs. the New York Jets (10/24) and then in their next home game scored 45 points against Cleveland (11/14) for a total of 99 points. It is the second highest output in back-to-back home games in team history to the 101 points following 59 points in the win vs. Indianapolis on Nov. 18, 2012 followed by 42 points in the win vs. Houston on Dec. 10, 2012.

PATRIOTS SCORE ON A 99-YARD DRIVE IN SECOND QUARTER; THIRD DRIVE OF 99 YARDS SINCE 2000

The Patriots capped an 11-play 99-yard drive with a 23-yard touchdown pass from QB Mac Jones to WR Kendrick Bourne against Cleveland on Nov. 14, 2021. It is the first 99-yard drive for New England since a 10-play, 99-yard drive that was culminated by a 10-yard touchdown pass from Tom Brady to Rob Gronkowski vs. San Diego on Sept. 18, 2011. Since 2000, the Patriots have now had three drives of 99 yards. Brady completed a 99-yard touchdown pass to WR Wes Welker at Miami on Sept. 12, 2011. Those are the only 99-yard drive for the Patriots since 1980.

SUNDAY DRIVES

The Patriots offense had three 90-yard drives that resulted in touchdowns against Cleveland on Nov. 14, 2021. The Patriots had an 11-play, 99-yard drive in the second quarter that resulted in a touchdown, an 8-play, 92-yard scoring drive and a 6-play, 95-yard scoring drive. It is the only time in the Bill Belichick era that the team has had three 90-play drives in a game.

THE PATRIOTS SCORED ON SEVEN OF THEIR NINE DRIVES

The Patriots scored on seven of their nine offensive drives, including all four drives in the first half against Cleveland on Nov. 14, 2021. It is the second time in 2021 that the Patriots scored on every drive in the first half. The Patriots scored on all five of their first half drives in the win vs the New York Jets on Oct. 24, 2021. In that game, the Patriots scored on nine-of-11 offensive drives. The Patriots scored on eight of their first 10 drives (the 11th possession was a victory formation kneel down) in the win vs. Tennessee on Nov. 28..

THURSDAY NIGHT DOMINATION

PATRIOTS RETURN THIRD PICK FOR A TOUCHDOWN OF THE 2021 SEASON

LB Kyle Van Noy's 35-yard interception return for a touchdown in the fourth quarter at Atlanta on Thursday Night Football (11/18) is the third touchdown return off an interception in 2021. The Patriots had three picks returned for a touchdown in 2019.

PATRIOTS PICK OFF ALL THREE FALCONS QUARTERBACKS

The Patriots picked off all three Falcons quarterbacks (Matt Ryan, Josh Rosen and Feleipe Franks) vs. Atlanta (11/18). It was the first time three quarterbacks threw picks in the same game since Jim Harbaugh, Ryan Leaf and Moses Moreno did it for the Chargers in a 17-7 loss to the Dolphins on Nov. 12, 2000.

PATRIOTS INTERCEPT THREE DIFFERENT QB'S IN THE SAME QUARTER

The Patriots intercepted three different Atlanta quarterbacks in the fourth quarter. They are the first team to intercept three different quarterbacks in the same quarter since Chicago picked off Tampa Bay's Craig Erickson, Steve DeBerg and Casey Weldon in the fourth quarter on Sept. 26, 1993.

PATRIOTS DEFENSE HOLDS ATLANTA TO 40 YARDS RUSHING

The Patriots defense held the Falcons to just 40 yards rushing. It is the lowest since holding the New York Jets to just 36 yards rushing on Sept. 22, 2019. Overall, it is 15th time under Bill Belichick that the Patriots held a team to 40 yards rushing or less.

PATRIOTS EARN 30TH SHUTOUT IN TEAM HISTORY, 13TH UNDER BELICHICK

The Patriots earned their 30th shutout in franchise history and 13th under Bill Belichick with the 25-0 victory over the Atlanta Falcons (11/18). It is the Patriots' first shutout since a 45-0 win at Los Angeles Chargers on Dec.6, 2020.

PATRIOTS HAVE 15 WINNING STREAK OF 6 OR MORE GAMES SINCE 2001

The Patriots won their seventh game in a row at Buffalo (12/6) and now have 15 winning streaks of six or more games in a season since 2001, the most in the NFL.

Team	Winning Streaks of at least 6 games
New England	15
Green Bay	8
Indianapolis	7
New Orleans	7
Philadelphia	6
Pittsburgh	6

GETTING DEFENSIVE

The 2021 Patriots are allowing an NFL-low of 15.4 points per game. Since 2001, the Patriots have recorded 13 seasons of 20.0 points allowed or fewer, the most in the NFL during that span.

SEASONS ALLOWING 20 POINTS PER GAME OR FEWER SINCE 2001

Team	Seasons	Years
Baltimore	14	2001, 03-06, 08-11, 14, 17-20
New England	13	2001, 03-04, 06-10, 14-17, 19
Pittsburgh	13	2001, 04-08, 10-12, 15, 17, 20
Miami	8	2001-03, 05-06, 08, 11-12
Chicago	8	2001, 2005-06, 10, 12, 17-19
Denver	8	2003-06, 12, 15-16, 19
Seattle	8	2005, 07, 11-16
Jacksonville	8	2001-02, 04-07, 17-18

2021 HONORS

AFC SPECIAL TEAMS PLAYER OF THE WEEK

K Nick Folk in Week 5 at Houston

AFC DEFENSIVE PLAYER OF THE WEEK

DB Adrian Phillips in Week 8 at LA Chargers

AFC DEFENSIVE PLAYER OF THE MONTH

CB J.C. Jackson for the Month of November

OFFENSIVE ROOKIE OF THE MONTH

QB Mac Jones for November

ARCHIVED TEAM NOTES

TWO DECADES OF DOMINANCE

The Patriots finished the 2010s with 125 regular season and 16 postseason wins (141 total), the most ever in a single decade.

TEAMS OF THE DECADES

Team	Years	Reg. Season	Postseason	Total
New England	2010-19	125-35 (.781)	16-7 (.696)	141-42 (.770)
New England	2000-09	112-48 (.700)	14-4 (.778)	126-52 (.708)
Indianapolis	2000-09	115-45 (.719)	9-8 (.529)	124-53 (.701)
San Francisco	1990-99	113-47 (.706)	9-7 (.563)	122-54 (.693)



PATRIOTS TEAM NOTES

TRIUMPH IN THE 2000S

The Patriots record of 283-107 (.726) since Bill Belichick became head coach in 2000 is the best in the NFL over that span.

BEST RECORDS SINCE 2000 (INCLUDING POSTSEASON)

Team	W	L	T	Pct.
New England	283	107	0	.726
Pittsburgh	238	133	3	.640
Green Bay	233	141	2	.622
Indianapolis	228	148	0	.606
Baltimore	225	150	0	.600

AFC EAST SUPREMACY

The New England Patriots own a 97-29 (.770) record in regular season AFC East games since the beginning of the 2001 season, compiling the best intra-division record of any team in the NFL.

NFL'S TOP DIVISIONAL RECORDS SINCE 2001

Team	W	L	T	Pct.
New England	97	29	0	.770
Pittsburgh	88	39	1	.691
Green Bay	85	38	2	.688
Indianapolis	86	41	0	.677

AFC EAST DIVISIONAL RECORDS SINCE 2001

Team	W	L	T	Pct.	Div. Titles	Years
New England	97	29	0	.770	17	2001, 03-07, 09-19
Miami	54	72	0	.429	1	2008
Buffalo	52	74	0	.413	1	2020
N.Y. Jets	50	76	0	.397	1	2002

The New England Patriots have won 16 division titles and have 16 playoff berths since realignment in 2002, most in the NFL.

MOST DIVISION TITLES SINCE 2002 REALIGNMENT

Team	Division Titles	Playoff Berths
New England	16	16
Green Bay	11	14
Indianapolis	9	14
Seattle	9	14
Pittsburgh	9	12
Philadelphia	8	11

MOST DIVISION TITLES IN A DECADE

The New England Patriots won 10 division titles in the 2010s, the most ever by a team in a single decade. The Patriots also won 11 straight division crowns overall from 2009-19, an NFL record.

MOST DIVISION TITLES IN A DECADE

Team	Decade	Division Titles
New England	2010-19	10
Minnesota	1970-79	8
New England	2000-09	7
San Francisco	1980-89	7
Dallas	1970-79	7
L.A. Rams	1970-79	7
Pittsburgh	1970-79	7
Cleveland	1950-58	7

ALL-TIME WINNING SEASONS

The Patriots have 35 seasons since the 1970 merger in which the team has finished above .500, second only to the Pittsburgh Steelers (37). New England also had 19 consecutive winning seasons from 2001-19, the second longest streak in NFL history.

MOST WINNING SEASONS SINCE THE 1970 MERGER

Team	Seasons
Pittsburgh	37
New England	35
Dallas	33
Minnesota	31
Miami	31
Denver	29

MOST WINNING SEASONS SINCE 2001

Team	Seasons
New England	20
Green Bay	16
Pittsburgh	15
Seattle	15
Baltimore	14
Indianapolis	14
Philadelphia	13

MOST CONSECUTIVE SEASONS AT .500

MOST CONSECUTIVE SEASONS WITH A .500 RECORD OR BETTER

Team	Seasons	Consecutive Seasons
Dallas	1965-85	21
New England	2001-19	19
Cleveland	1957-73	17

17 STRAIGHT 10-WIN SEASONS

New England reached at least 10 regular season wins for 17 consecutive seasons (2003-19), most in the NFL since the 1970 merger.

MOST CONSECUTIVE 10-WIN SEASONS

Team	Years	Consec. Seasons w/10+ Wins
New England	2003-19	17
San Francisco	1983-18	16
Indianapolis	2002-10	9
Dallas	1975-81	7

TEN STRAIGHT 11-WIN SEASONS

The Patriots won 11 games 21 times in team history, including an NFL record 10 consecutive seasons from 2010-19. The Patriots have had 11 or more wins 16 times in Robert Kraft's 27 seasons of ownership after having only four 11-win seasons prior to Kraft purchasing the team (1976, '78, '85 & '86).

MOST 11-WIN SEASONS SINCE 1970 MERGER

Team	11+ Win Seasons
New England	21
Pittsburgh	18
Dallas	17
San Francisco	16
Denver	15



PATRIOTS TEAM NOTES

TEN STRAIGHT 11-WIN SEASONS

MOST CONSECUTIVE 11-WIN SEASONS

Team	Years	Consec. Seasons w/11+ Wins
New England	2010-19	10
Indianapolis	2003-09	7
Dallas	1976-81	6
San Francisco	1994-98	5

SEASONS WITH A DOZEN W'S

The Patriots have 13 seasons of 12 or more wins since 1970, second-most in the NFL over that span.

MOST 12-WIN SEASONS SINCE 1970 MERGER

Team	12+ Win Seasons
San Francisco	14
New England	13
Dallas	12
Denver	11
Pittsburgh	11

FLOATING ABOVE .500

Since 2001, the New England Patriots have held a record below .500 for only 29 weeks, fewest in the NFL over that span.

FEWEST WEEKS UNDER .500 SINCE 2001

Team	Weeks Under .500
New England	29
Pittsburgh	66
Baltimore	68
Green Bay	71
Denver	90

MOST WINS AMONG ORIGINAL AFL TEAMS

The Patriots have the most overall wins among the original eight AFL teams.

OVERALL VICTORY TOTAL OF ORIGINAL AFL TEAMS (INCLUDING PLAYOFFS)

Team	W	L	T
New England	565	429	9
Kansas City	518	449	12
Denver	517	459	10
Las Vegas	512	465	11
L.A. Chargers	478	485	11
Tennessee	476	501	6
Buffalo	461	509	8
N.Y. Jets	425	536	8

TOP 3 IN WINS SINCE 1960

Since the Patriots franchise began play in 1960, they are tied with Green Bay for the third-most wins.

MOST WINS IN PRO FOOTBALL SINCE 1960 (INCLUDING PLAYOFFS)

Team	W	L	T
Pittsburgh Steelers	574	418	11
Dallas Cowboys	569	430	6
New England Patriots	565	429	9
Green Bay Packers	563	419	15

NFL'S BEST AT HOME

Since Gillette Stadium opened in 2002, the Patriots own the NFL's best home record. The Patriots hold a 129-30 (.811) record at home in regular season games and a 148-34 (.813) record including playoffs. The Patriots are an NFL-best 192-58 at home since 1994, the year Robert Kraft purchased the team.

BEST HOME RECORDS SINCE 2002 (INCLUDING PLAYOFFS)

Team	W	L	T	Pct
New England	148	34	0	.813
Green Bay	120	48	2	.712
Pittsburgh	120	49	2	.708

ROAD WARRIORS

Since the start of the 1994 season when Robert Kraft purchased the team, the Patriots have the best regular season road record in the NFL. New England has finished undefeated on the road twice (2007 and 2016).

BEST ROAD RECORDS SINCE 1994

Team	W	L	T	Pct
New England	138	84	0	.622
Pittsburgh	122	98	1	.554
Green Bay	116	107	0	.520
Indianapolis	114	108	0	.514
New Orleans	112	110	0	.505

WINNING THE CLOSE ONES

Since 2001, New England owns the NFL's best record (including postseason) in games decided by three points or fewer. New England is 7-2 in those close games in the playoffs.

BEST RECORD IN GAMES DECIDED BY 3 POINTS OR FEWER SINCE 2001 (INCLUDING PLAYOFFS)

Team	W	L	T	Win Pct
New England	46	22	0	.676
Indianapolis	50	30	0	.625
Tennessee	50	39	0	.562
Seattle	47	38	1	.552
N.Y. Jets	38	30	0	.559
Pittsburgh	47	38	3	.551

INTER-CONFERENCE RECORD

The New England Patriots own a 61-20 (.753) record vs. NFC teams since realignment in 2002, the best inter-conference record in the NFL during that time.

NFL'S BEST INTER-CONFERENCE RECORD SINCE 2002

Team	W	L	T	Pct.
New England	61	20	0	.753
Pittsburgh	53	25	2	.675
Baltimore	50	29	0	.633
Indianapolis	50	30	0	.625



PATRIOTS TEAM NOTES

MODEL OF CONSISTENCY

The New England Patriots have had only one head coach since 2000, showing a level of stability unparalleled in the AFC East.

HEAD COACHES IN AFC EAST SINCE 2000

Team	Head Coaches
New England	1
N.Y. Jets	7
Buffalo	10
Miami	10

OFFENSE

PUT A RUSH ON THAT

The Patriots finished fourth in the NFL with 2,346 rushing yards in 2020, the fourth-highest single-season rushing total in team history.

MOST RUSHING YARDS IN A SEASON IN PATRIOTS HISTORY

Season	Attempts	Yards	Average/Gm
1978	671	3,165	197.8
1976	591	2,948	184.3
1983	538	2,605	162.8
2020	502	2,346	146.6
1985	565	2,331	145.7
1977	603	2,303	164.5

The Patriots finished the season with 4.67 yards per rushing attempt in 2020, the fourth-highest average in team history.

HIGHEST RUSHING AVERAGE IN A SEASON IN PATRIOTS HISTORY

Season	Attempts	Yards	Average/Rush
1976	591	2,948	4.99
1983	538	2,605	4.84
1978	671	3,165	4.72
2020	502	2,346	4.67
1962	432	1,970	4.56

The Patriots scored 20 rushing touchdowns in 2020, tied for seventh-most in a single season in team history and tied for sixth in the NFL in 2020.

MOST RUSHING TDS IN A SEASON IN TEAM HISTORY

Season	Rush TDs
1978	30
2012	25
1976	24
1981	23
2008	21
1974	21
2020	20
2006	20

PENALTY-FREE FOOTBALL

The Patriots committed an NFL-low 62 penalties in 2020, tied for sixth-fewest in a 16-game season.

FEWEST PENALTIES IN A 16-GAME SEASON

Season	Team	Penalties
2012	Atlanta Falcons	55
2008	New England Patriots	57
2010	Atlanta Falcons	58
2007	Seattle Seahawks	59
1992	New Orleans Saints	60
2020	New England Patriots	62
2001	New York Jets	62
1991	Miami Dolphins	62

400-POINT SEASONS

The Patriots set an NFL record with 13 straight seasons of at least 400 total points (2007-19). The Chargers previously held the record by scoring at least 400 points in eight consecutive seasons from 2004-11. New Orleans has a current streak of 10 straight seasons with 400 points (2011-20).

PROTECTING THE BALL

Since 2008, the Patriots lead the NFL with 88 regular season games without turning the ball over. The Patriots are 77-11 in those games.

ZERO TURNOVER GAMES (SINCE 2008)

New England	88
Green Bay	86
Kansas City	71
Seattle	69
Indianapolis	65
San Francisco	63

BALL SECURITY PAYS OFF

Since 2001, the Patriots are an NFL-best 152-28 when not throwing an interception.

ZERO INT GAMES

Team	Games with No Ints	W-L-T	Win Pct.
New England	180	152-28-0	.844
Green Bay	166	135-29-2	.819
Kansas City	162	112-50-0	.691
Seattle	159	113-45-1	.714
Jacksonville	151	84-67-0	.556

RUSH TO VICTORY

Since 2000, New England is 56-5 in the regular season when a Patriot reaches 100 yards rushing. The only losses during the Bill Belichick era came in a 29-28 loss at Miami (12/20/04) when Corey Dillon rushed for 121 yards, at Kansas City (10/05/20) when Damien Harris had 100 yards rushing in a 26-10 loss, a 24-21 defeat at Buffalo (11/01/20) when Harris had 102 yards rushing. vs. Miami (9/12/21) when Harris had 100 yards and vs. Dallas (10/17/21) when Harris had 101 yards.



PATRIOTS TEAM NOTES

DEFENSE

FORCING THE ISSUE

The Patriots lead the NFL with a plus-238 turnover margin since 1994.

NFL TURNOVER MARGIN SINCE 1994

New England	+238
Kansas City.....	+156
Green Bay.....	+126

LIMITING OFFENSES

The 2020 New England Patriots finished 7th in the NFL for fewest points allowed with 22.1 points allowed per game. The Patriots have finished in top 10 in fewest points allowed in each of the last nine seasons, which is the longest current streak. The last team to do that in nine or more consecutive seasons is Tampa Bay (10 straight from 1996 to 2005). The 2021 Patriots are first in the NFL with 15.4 points allowed.

SPECIAL TEAMS

BLOCKED KICKS SINCE 2014

The Patriots are second to Philadelphia for the NFL lead with 20 blocked kicks since 2014.

Philadelphia	21
New England	20 (9 FGs, 3 XPs & 8 Punts)
Denver	19
Miami.....	17
Baltimore	16





PATRIOTS HOME DOMINANCE



REGULAR SEASON HOME RECORD SINCE 2002

Team	W	L	T	Pct.
New England	129	30	0	.811
Baltimore	116	42	0	.734
Green Bay	113	42	2	.726
Pittsburgh	113	44	2	.726
Indianapolis	109	50	0	.686
Seattle	108	50	0	.684

HOME PLAYOFF RECORD SINCE 2002

Team	W	L	Pct.
Seattle	10	2	.833
San Francisco	5	1	.833
New England	19	4	.826
New Orleans	7	2	.778
Indianapolis	8	3	.727

HOME RECORD SINCE 2002 (INCLUDING PLAYOFFS)

Team	W	L	T	Pct.
New England	148	34	0	.813
Baltimore	118	46	0	.720
Green Bay	120	48	2	.712
Pittsburgh	120	49	2	.708
Seattle	118	52	0	.694
Indianapolis	117	53	0	.688

HOME RECORD AFTER HALLOWEEN SINCE 2002 (INCLUDING PLAYOFFS)

Team	W	L	T	Pct.
New England	85	20	0	.809
Baltimore	72	26	0	.735
Indianapolis	71	29	0	.710
Pittsburgh	70	28	2	.710
Seattle	72	31	0	.699

HOME RECORD VS. NFC SINCE 2002

Team	W	L	T	Pct.
Baltimore	31	8	0	.795
Pittsburgh	31	8	1	.788
New England	30	11	0	.732

HOME RECORD VS. DIVISIONAL OPPONENTS SINCE 2002

Team	W	L	T	Pct.
New England	49	10	0	.831
Indianapolis	46	14	0	.767
Pittsburgh	44	15	0	.746
Green Bay	41	15	2	.724
Seattle	41	19	0	.683
Baltimore	40	19	0	.678

POINT DIFFERENTIAL AT HOME SINCE 2002 (INCLUDING PLAYOFFS)

Team	Point Differential
New England	1,925
Green Bay	1,279
Baltimore	1,232
Pittsburgh	1,119
Seattle	1,113

POINTS ALLOWED PER GAME AT HOME SINCE 2002 (INCLUDING PLAYOFFS)

Team	Point Average
Baltimore	17.3
New England	17.7
Seattle	19.1
Pittsburgh	19.3
Green Bay	19.4
Philadelphia	19.8

POINTS SCORED PER GAME AT HOME SINCE 2002 (INCLUDING PLAYOFFS)

Team	Point Average
New England	28.2
New Orleans	28.1
Green Bay	26.9
Pittsburgh	26.1
Seattle	25.8



INSIDE THE NUMBERS

TEAM

6

The Patriots opened and then will close the season with Miami, marking the sixth time in team history that the team will open and close the season against the same opponent. It also happened in 2003 and 2013 against Buffalo, 1974 and 1987 against Miami and 1981 against the Baltimore Colts.

9

The Patriots have finished in top 10 in fewest points allowed in each of the last nine seasons, which is the longest current streak. The last team to do that in 9 or more consecutive seasons is Tampa Bay (10 straight from 1996 to 2005).

12.5

Gunner Olszewski is second in the NFL with an 12.5-yard punt return average. He led the NFL with a 17.13-yard average in 2020.

18

With K Quinn Nordin making the 53-man roster, the Patriots have now had a rookie free agent make the team for 18 straight seasons.

19

Mac Jones completed 19 straight passes vs. Tampa Bay on Oct. 3, tied with Tom Brady for the longest streak in Patriots history.

19

The Patriots went 19 straight seasons (2001-19) without being swept in a series by a division opponent, the longest such streak since the 1970 NFL merger.

24

J.C. Jackson (24) leads the NFL in interceptions since entering the NFL in 2018.

33

K Nick Folk leads the NFL with 33 field goals in 2021 to tie his career-high. He also had 33 field goal sin 2013 with the NY Jets.

36

Folk made a franchise-record 36 straight field goals, tied for the sixth longest in NFL history.

51

Folk's 51-yard field goal at N.Y. Jets (11/09/20) and his 50-yarder vs. Arizona (11/29/20) are the longest game-winning field goals as time expired in Patriots history. The previous long was 48 yards by Adam Vinatieri in Super Bowl XXXVI vs. the Rams.

70

Mac Jones (74.4) and (73.3) completed over 70 percent of his passes in his first two games and became the first NFL quarterback to start his career with two 70-plus completion games.

99

The Patriots have gone 99 straight games (regular and postseason) scoring in the first half, an NFL record. The Patriots also own the second-longest streak at 82 games with a first-half score (2006-11).

105-3

The Patriots are 105-3 all-time at Gillette Stadium in the regular season when leading at halftime.

+150

The Patriots lead the NFL with a +146 point differential in 2021. Buffalo is second with +140 point differential.

2,489

The Patriots have 2,489 total touchdowns since 1960, tied with the LA Chargers for the third-most since that time behind Dallas (2,519) and Green Bay (2,492).

2,869

Mac Jones leads all rookie quarterbacks with 2,869 passing yards through the first 13 weeks.

ROBERT KRAFT

6

The number of Super Bowl championships the Patriots have won since Robert Kraft purchased the team in 1994. That mark is tied for most in Super Bowl history.

10

The number of conference championships the Patriots have won since Robert Kraft purchased the team in 1994, the NFL record for most conference championships as an owner.

19

The number of division championships won by the Patriots since Kraft purchased the team in 1994.

21

The number of playoff berths earned by the Patriots in the 27 seasons since Robert Kraft purchased the team.

48

The number of playoff games the Patriots have appeared in since 1994, the most in the NFL. Green Bay is second with 36.

340

The number of games the Patriots have won, including playoffs, since Robert Kraft purchased the franchise in 1994. Prior to Kraft's ownership, the team had won 225 total games in its entire 34-year history from 1960-93.

BILL BELICHICK

3

Bill Belichick's 320 wins (regular season and playoffs combined) ranks third among all-time NFL head coaches.

4

Bill Belichick is the first head coach to lead his team to four 500-point seasons (2007, 10-12).

6

Bill Belichick has won six Super Bowls as a head coach, the most Super Bowl wins by a head coach in NFL history.

7

The number of 13-win seasons by Bill Belichick, the most among all NFL coaches.

9

Bill Belichick has the most conference championships by a head coach with nine.

12

Super Bowl LIII was Belichick's 12th Super Bowl overall, including nine as a head coach and three as an assistant coach.

19


Bill Belichick led the Patriots to 19-straight seasons with a winning record (2001-19), second all-time behind Tom Landry, whose Dallas Cowboys accomplished the feat 20 straight seasons from 1966-85.

31

Bill Belichick has the most postseason victories by an NFL coach with 31. Tom Landry is second with 20 postseason wins.

50

Bill Belichick has won at least one game in 50 different stadiums, including the postseason.



BELICHICK BY THE NUMBERS

47TH COACHING SEASON | **47TH** NFL SEASON
22ST SEASON AS PATRIOTS HEAD COACH
27TH HEAD COACHING SEASON

SUPER BOWL WINS (8):

'86 | '90 | '01 | '03 | '04 | '14 | '16 | '18

CONFERENCE TITLES (12):

'86 | '90 | '96 | '01 | '03 | '04 | '07 | '11 | '14 | '16 | '17 | '18

DIVISION TITLES (24):

'75 | '78 | '86 | '89 | '90 | '96 | '98 | '01 | '03 | '04 | '05
'06 | '07 | '09 | '10 | '11 | '12 | '13 | '14 | '15 | '16 | '17 | '18 | '19

CAREER RECORD: **320-152 (.678)**

REGULAR SEASON: **289-140 (.674)**

POSTSEASON: **31-12 (.721)**

PATRIOTS RECORD: **283-107 (.726)**

Bill Belichick is the only head coach in NFL history to win six Super Bowl titles. He won more games overall (141) during a 10-year stretch (2010-19) than any other coach in NFL history. In 2007, Belichick led the Patriots to the fourth undefeated and untied regular season in NFL history and the first since the NFL established a 16-game schedule in 1978. His 47 consecutive years as an NFL coach are most in NFL history, passing the 45 by Dick LeBeau. The only other NFL coach with at least 40 consecutive NFL coaching seasons is Tom Moore with 41.



BELICHICK POINTS OF INTEREST

- Belichick has an NFL-best six Super Bowl championships as a head coach, joining George Halas and Curly Lambeau as the only NFL coaches with six championships since the league began postseason play in 1933.
- Belichick is third all-time with 289 career regular season wins, behind Don Shula (328) and George Halas (318).
- Belichick has 320 total victories (regular season and playoffs combined), third all-time behind Don Shula (347) and George Halas (324).
- Belichick's 17 division titles are most by a head coach in NFL history. Don Shula and Tom Landry are tied for second with 13.
- Belichick owns the NFL record with 17 seasons of 11 wins in the regular season. Don Shula is second with 13.
- Belichick has the NFL record with 13 seasons with 12 regular season victories. Don Shula is second with eight.

BELICHICK POINTS OF INTEREST

- Belichick is the only head coach in NFL history with seven seasons of 13-plus wins. George Seifert is second with four 13-win seasons.
- Belichick has five 14-win seasons. George Seifert is second with three 14-win seasons.
- Belichick has led his teams to 18 postseason berths as a head coach, tied with Tom Landry for second all-time, behind the 19 by Don Shula.
- The 2021 is Belichick's 47th consecutive NFL season as a coach, the most consecutive coaching seasons in NFL history.
- Belichick has 253 regular season wins with the Patriots, to move Past Tom Landry (250), behind Don Shula (257) and George Halas (318). He is the fourth coach with at least 250 career regular season wins with one team.



BILL BELICHICK NEWS & NOTES

ACCOMPLISHMENTS

- Belichick (472 games) coached in his 455th game at L.A. Chargers (12/06/20), moving past Tom Landry for the third-most games coached, behind the 526 by Don Shula and the 506 by George Halas.
- Belichick now has 21 winning seasons, behind George Halas (34) and Don Shula (27) and Curly Lambeau (27).
- Belichick is in his 22nd year as head coach of the New England Patriots in 2020 and is one of seven to serve as head coach for one team for at least 20 years.

THE SECOND HIGHEST WINNING PCT.

Bill Belichick's 320 career wins as a head coach are third-most in NFL history and his career winning percentage of .677 is second in NFL history.

TOP WINNING PERCENTAGE AMONG HEAD COACHES WITH AT LEAST 160 WINS (INCL. POSTSEASON)

Head Coach	Team(s)	Years	W	L	T	Pct.
George Halas	Chicago	1920-29, 33-41, 46-55, 58-67	324	151	31	.682
Bill Belichick	CLE/NE	1991-95, 2000-21	320	152	0	.678
Don Shula	BLT/MIA	1963-95	347	173	6	.666
Curly Lambeau	GB/CHI/WAS	1921-53	229	134	22	.630

NOTE: Winning percentage calculated using current NFL rules, counting a tie as a half-win, half-loss.

MOVING ON UP

Bill Belichick ranks third all-time in NFL history with 320 career wins.

MOST WINS BY NFL COACHES (INCL. POSTSEASON)

Head Coach	Team(s)	Years	W	L	T
Don Shula	BLT/MIA	1963-95	347	173	6
George Halas	Chicago	1920-29, 33-41, 46-55, 58-67	324	151	31
Bill Belichick	CLE/NE	1991-95, 2000-21	320	152	0
Tom Landry	Dallas	1960-88	270	178	6
Andy Reid	PHI/KC	1999-2021	246	149	1
Curly Lambeau	GB/CHI/WAS	1921-53	229	134	22

SUPER SUCCESS

NINE CONFERENCE TITLES ARE THE MOST IN SUPER BOWL ERA

The 2018 AFC Championship was Bill Belichick's ninth conference championship, the most in NFL history during the Super Bowl era (since 1966).

MOST CONFERENCE CHAMPIONSHIPS BY A HEAD COACH IN SUPER BOWL ERA

HEAD COACH	TEAM	#	SEASONS	SUPER BOWL APPEARANCES
Bill Belichick	New England	9	2001, 2003, 2004, 2007, 2011, 2014, 2016, 2017, 2018	XXXVI, XXXVIII, XXXIX, XLII, XLVI, XLIX, LI, LII, LIII
Don Shula	Baltimore/Miami	6	1968, 1971, 1972, 1973, 1982, 1984	III, VI, VII, VIII, XVII, XIX
Tom Landry	Dallas	5	1970, 1971, 1975, 1977, 1978	V, VI, X, XII, XIII
Joe Gibbs	Washington	4	1982, 1983, 1987, 1991	XVII, XVIII, XXII, XXVI
Bud Grant	Minnesota	4	1969, 1973, 1974, 1976	IV, VII, IX, XI
Marv Levy	Buffalo	4	1990, 1991, 1992, 1993	XXV, XXVI, XXVII, XXVIII
Chuck Noll	Pittsburgh	4	1974, 1975, 1978, 1979	IX, X, XIII, XIV
Dan Reeves	Denver/Atlanta	4	1986, 1987, 1989, 1998	XXI, XXII, XXIV, XXIII

Bill Belichick has won six Super Bowls, the most by a head coach.

MOST SUPER BOWL VICTORIES

Head Coach	Team	Titles	Seasons
Bill Belichick	New England	6	2001, 03-04, 14, 16, 18
Chuck Noll	Pittsburgh	4	1974-75, 78-79
Joe Gibbs	Washington	3	1982, 87, 91
Bill Walsh	San Francisco	3	1981, 84, 88

NOTE: Sorted by most recent championship. Super Bowls have determined the NFL champion since 1966.

ELITE COMPANY

Bill Belichick joined George Halas and Curly Lambeau as the only coaches with six NFL championships.

HEAD COACHES WITH FOUR OR MORE NFL TITLES

Coach	NFL Titles	Championship Teams
Bill Belichick	6	New England (SB XXXVI, XXXVIII, XXXIX, XLIX, LI and LIII)
George Halas	6	Chicago (1921, 33, 40, 41, 46 & 63)
Curly Lambeau	6	Green Bay (1929, 30, 31, 36, 39 & 44)
Vince Lombardi	5	Green Bay (1961, 62, 65, SB I & II)
Chuck Noll	4	Pittsburgh (SB IX, X, XII, XIV)

12 SUPER BOWL APPEARANCES

Super Bowl LIII was Bill Belichick's 12th career Super Bowl appearance, the most appearances by a coach who eventually became a head coach.

MOST SUPER BOWL APPEARANCES AS A HEAD COACH (INCLUDING YEARS AS AN ASSISTANT)

Bill Belichick	12 (nine as a head coach)
Dan Reeves	7 (four as a head coach)
Don Shula	6 (six as head coach)
Tom Landry	5 (five as a head coach)
Chuck Noll	5 (four as a head coach)
Marv Levy	5 (four as a head coach)
Andy Reid	5 (three as a head coach)



POSTSEASON COACHING MARK

Bill Belichick coached in his NFL-record 37th postseason game in the 2017 AFC Divisional Playoff against Tennessee, moving past Tom Landry and Don Shula. He has now coached in 43 postseason games, the most in NFL history.

MOST POSTSEASON GAMES AS A HEAD COACH

Head Coach	Team(s)	Games
Bill Belichick	Cleveland/New England	43
Tom Landry	Dallas	36
Don Shula	Baltimore/Miami	36
Andy Reid	Philadelphia/Kansas City	32
Chuck Noll	Pittsburgh	24
Mike Holmgren	Green Bay/Seattle	24
Joe Gibbs	Washington	24

13 CONFERENCE CHAMPIONSHIP GAME APPEARANCES

Coach Belichick reached his 13th conference championship game as a head coach in 2018, extending his record for the most since the 1970 merger.

MOST CONFERENCE CHAMPIONSHIP GAMES AS A HEAD COACH

Head Coach	Conference Championship Games
Bill Belichick	13
Tom Landry	10
Andy Reid	8
Don Shula	7
Chuck Noll	7
John Madden	6
Bill Cowher	6

MOST POSTSEASON WINS

Coach Belichick earned his NFL-record 21st postseason victory after the Patriots defeated the Indianapolis Colts in the 2014 AFC Championship Game. He now has 31 career postseason victories.

MOST PLAYOFF WINS BY AN NFL HEAD COACH

COACH	TEAM(s)	WINS
Bill Belichick	CLE/NE	31
Tom Landry	Dallas	20
Don Shula	BLT/MIA	19
Andy Reid	KC/PHIL	17
Joe Gibbs	Washington	17
Chuck Noll	Pittsburgh	16

BEST NFL POSTSEASON WIN PERCENTAGE (MINIMUM 10 GAMES)

HEAD COACH	TEAM	W	L	PCT.
Vince Lombardi	GB/WAS	9	1	.900
Tom Flores	Oakland	8	3	.727
Bill Belichick	CLE/NE	31	12	.721
Bill Walsh	San Francisco	10	4	.714
Joe Gibbs	Washington	17	7	.708
Jimmy Johnson	DAL/MIA	9	4	.692

POSTSEASON BERTHS

Bill Belichick has led his teams to 18 postseason berths, tied for second all-time among NFL head coaches.

NFL HEAD COACHES WITH THE MOST POSTSEASON BERTHS

Head Coach	Postseason Appearances
Don Shula	19
Bill Belichick	18
Tom Landry	18

DIVISION TITLES RECORD

Coach Belichick guided the Patriots to the AFC East title in 2019. His 17 division titles are the most by a head coach in NFL history. Don Shula and Tom Landry are second with 13 titles.

MOST CONSECUTIVE DIVISION TITLES

Coach Belichick is the first NFL coach to lead his team to 11 consecutive division titles, after claiming the AFC East crown in 2019. Paul Brown (1950-55), Tom Landry (1966-71), Bud Grant (1973-78) and Chuck Noll (1974-79) led their teams to six straight titles.

NFL COACHES WITH THE MOST CONSECUTIVE DIVISION TITLES

Head Coach	Team	Consec. Div. Titles
Bill Belichick	New England	11 (2009-19)
Paul Brown	Cleveland	6 (1950-55)
Tom Landry	Dallas	6 (1966-71)
Bud Grant	Minnesota	6 (1973-78)
Chuck Noll	Pittsburgh	6 (1974-79)

CAREER MILESTONE

Coach Belichick is the fourth NFL head coach to reach 250 career regular season victories. His 288 regular season wins are third-most all-time.

MOST REGULAR SEASON WINS, NFL HEAD COACHES

Head Coach	Team(s)	W	L	T
Don Shula	BLT/MIA	328	156	6
George Halas	Chicago	318	148	31
Bill Belichick	CLE/NE	289	140	0
Tom Landry	Dallas	250	162	6
Andy Reid	PH/KC	229	134	1
Curly Lambeau	GB/CHI/WAS	226	132	22

CLIMBING THE WINS LADDER

Belichick has 253 career regular season wins with the Patriots and moved past Tom Landry (250) for the third-most regular season wins with one team among head coaches.

NFL HEAD COACHES WITH THE MOST REGULAR SEASON WINS WITH ONE TEAM

Coach	Team	W	L	T
George Halas	Chicago	318	148	31
Don Shula	Miami	257	133	2
Bill Belichick	New England	253	96	0
Tom Landry	Dallas	250	162	6
Curly Lambeau	Green Bay	209	104	21



BILL BELICHICK NEWS & NOTES

PATRIOTS RENAISSANCE

Once head coach Bill Belichick implemented his coaching design on the Patriots, his approach has given him the best record of any NFL head coach since 2001 (including the postseason).

NFL COACHES RECORDS SINCE 2001 (MINIMUM 50 GAMES)

Coach	Team(s)	W	L	T	Pct.
Bill Belichick	New England	278	96	0	.743
Tony Dungy	TB/IND	101	41	0	.711
Jim Harbaugh	San Francisco	49	22	1	.688
Bill Cowher	Pittsburgh	70	35	1	.665
Sean McVay	L.A. Rams	54	28	0	.659

3X COACH OF THE YEAR

The Associated Press has named Bill Belichick the NFL's Coach of the Year in 2003, 2007 and 2010. He joined Don Shula (four-time winner) and Chuck Knox as the only three-time winners.

ABOVE THE CENTURY MARK

Bill Belichick has an overall record of 320-152, 168 games above the .500 mark. Belichick, Don Shula and George Halas are the only coaches with 100 more wins than losses.

COACHES WITH 100 OR MORE WINS THAN LOSSES

Head Coach	Team(s)	W	L	T	Wins above .500
Don Shula	BLT/MIA	347	173	6	174
George Halas	Chicago	324	151	31	173
Bill Belichick	CLE/NE	320	152	0	168

500+ FOR 3 STRAIGHT YEARS

Coach Belichick became the first head coach in NFL history to lead his team to three straight 500-point seasons (2010-12) and four overall (2007-589, 2010-518, 2011-513 and 2012-557). St. Louis was the only other team to have done it three times (1999-526, 2000-540, 2001-503).

BILL BELICHICK'S 500-POINT SEASONS

Season	Points Scored
2007.....	589
2010.....	518
2011.....	513
2012.....	557

TWO DECADES WITH THE PATRIOTS

The 2021 season is Bill Belichick's 22nd year as head coach of the New England Patriots. He is one of seven to coach one team for at least 20 years.

20 YEAR HEAD COACHES WITH ONE TEAM

Head Coach	Years with Team
George Halas.....	40 with Chicago
Curly Lambeau.....	29 with Green Bay
Tom Landry.....	29 with Dallas
Don Shula.....	26 with Miami
Chuck Noll.....	23 with Pittsburgh
Steve Owen.....	23 with N.Y. Giants
Bill Belichick.....	22 with New England

BETTER THAN AVERAGE

Coach Belichick led the Patriots to 19 straight seasons with a winning record (2001-19), second all-time behind Tom Landry, whose Dallas Cowboys accomplished the feat 20 straight seasons.

MOST CONSECUTIVE SEASONS WITH A WINNING RECORD

Head Coach	Team	Years
Tom Landry.....	Dallas.....	20 – 1966-85
Bill Belichick.....	New England.....	19 – 2001-19
Curly Lambeau.....	Green Bay.....	14 – 1934-47
Curly Lambeau.....	Green Bay.....	12 – 1921-32
George Halas.....	Chicago.....	10 – 1933-42
John Madden.....	Oakland.....	10 – 1969-78

DOUBLE-DIGIT WINS

Coach Belichick led New England to 17 consecutive seasons with at least 10 wins, an NFL record.

MOST CONSECUTIVE 10-WIN SEASONS

Team	Years	Consec. Seasons w/10+ Wins
New England.....	2003-19.....	17
San Francisco.....	1993-98.....	16
Indianapolis.....	2002-10.....	9
Dallas.....	1975-81.....	7

DIVISIONAL SUCCESS

HIGHEST WIN PCT. VS. DIVISION OPPONENTS (SINCE 1970 - MINIMUM 60 GAMES)

Head Coach	Team(s)	W	L	T	Win Pct.
George Allen	LAR/WAS	42	18	2	.700
Bud Grant	Minnesota	69	31	1	.688
Mike Tomlin	Pittsburgh	60	27	1	.688
Bill Belichick	CLE/NE	114	52	0	.687
Tom Landry	Dallas	101	46	0	.687

MOST WINS VS. DIVISION OPPONENTS SINCE 1970

Head Coach	Team(s)	Wins vs. Div. Opponents
Don Shula.....	Miami.....	132
Bill Belichick.....	CLE/NE.....	114
Tom Landry.....	Dallas.....	101
Dan Reeves.....	DEN/NYG/ATL.....	95
Marty Schottenheimer.....	CLE/KC/SD/WAS.....	95



PATRIOTS OFFENSIVE NOTES

WR NELSON AGHOLOR



A DEEP THREAT

• WR Nelson Agholor finished second in the NFL in 2020 by averaging a career-high 18.7 yards per reception.

2020 NFL YARDS PER RECEPTION LEADERS (MINIMUM 30 RECEPTIONS)

Player	Team	Rec.	Yds.	Avg.
1. M. Valdes-Scantling	Green Bay	33	690	20.9
2. Nelson Agholor	Las Vegas	48	896	18.7
3. DJ Moore	Carolina	66	1,193	18.1
4. Gabriel Davis	Buffalo	35	599	17.1
5. Breshad Perriman	N.Y. Jets	30	505	16.8

RB BRANDON BOLDEN

JERSEY SWAP

• Heading into his 9th season in the league, RB Brandon Bolden announced that he would change jersey numbers. Instead of wearing the familiar No. 38 that he wore previously with New England as well as his one season in Miami in 2018, he will be moving forward in jersey number 25.

• The reason behind the move is in honor of his grandfather Frank Pitts, who wore that number during his time as a pro football player during his 10 seasons with the Kansas City Chiefs, Cleveland Browns and Oakland Raiders.

• “So I was asked ‘Why did I change my number?’ Well, long story short my grandfather wore it for 11 years and I thought it would be best that he at least saw his oldest grandson play in the same number he played in, even though it’s the NFL now and not the AFL he remembers,” Bolden said.

• Pitts was part of the Kansas City Chiefs team that won Super Bowl V and played in the first Super Bowl.

CAREER-HIGHS IN 2021

• Bolden set career highs in receptions (31) and receiving yards (296) in 2021, surpassing the 21 receptions for 152 yards he had in 2013.



WR KENDRICK BOURNE

WR KENDRICK BOURNE COMPLETES FIRST NFL PASS FOR A TOUCHDOWN

WR Kendrick Bourne completed his first NFL pass attempt for a 25-yard touchdown pass to WR Nelson Agholor in the first quarter against the New York Jets on Oct. 24, 2021, giving him a perfect passer rating of 158.3.

KENDRICK BOURNE HAD THREE 10-YARD RUNS

WR Kendrick Bourne had a 15-yard run in the first quarter, an 11-yard run in the second quarter and a 17-yard run in the third quarter against Cleveland on Nov. 14, 2021. He has five 10-yard runs in 2021. He had a 16-yard run at the New York Jets on Sept. 19 and a 12-yard run at Houston on Oct. 10. Prior to the 2021 season, Bourne never had a rushing attempt in his NFL career.

BOURNE FINISHES WITH 43 YARDS RUSHING

Bourne finished the game against Cleveland (11/14) with 43 yards rushing on three carries. His 43 yards rushing are the fifth-best rushing total by a Patriots wide receiver in a game.

MOST RUSHING YARDS BY A PATRIOTS WIDE RECEIVER IN A GAME

Date	Player	Yards	Opp.
12/23/2018	Cordarrelle Patterson	66	Buffalo
11/04/2018	Cordarrelle Patterson	61	Green Bay
10/03/1976	Darryl Stingley	48	vs. Oakland
11/18/2012	Julian Edelman	47	vs. Indianapolis
11/14/2021	Kendrick Bourne	43	vs. Cleveland
10/29/2019	Cordarrelle Patterson	38	vs. Buffalo

BOURNE HAS CAREER-HIGH IN RECEIVING YARDS

Bourne caught 4 passes for a career-high 98 yards against Cleveland (11/14). His previous best was 96 yards vs. New Orleans on Sept. 26, 2021.

BOURNE HAS SECOND CAREER TWO-TD GAME

WR Kendrick Bourne scored on a 4-yard touchdown pass in the first quarter and a 41-yard touchdown pass in the third quarter vs. Tennessee (11/28/21). It is his second career two-touchdown game. He had two touchdowns at New Orleans on Dec. 8, 2019 when he played for San Francisco.

BOURNE TIES HIS CAREER HIGH FOR RECEIVING TOUCHDOWNS IN A SEASON

Bourne increased his 2021 totals to five receiving touchdowns with his two against Tennessee (11/28) to match his career high. He had five receiving touchdowns in 2019 with San Francisco.

OL TRENT BROWN

BACK IN NEW ENGLAND

- When the Patriots acquired Trent Brown in 2021 via trade for the second time, he became the fourth NFL player since 1980 to be traded to the same team multiple times.

PLAYERS TRADED MULTIPLE TIMES TO SAME TEAM (SINCE 1980)

PLAYER	TEAM	TRADE #1	TRADE #2
Walter White	Arizona	1980	1980
Mark Hermann	Indianapolis	1983	1988
Jerome Harrison	Philadelphia	2010	2011
Trent Brown	New England	2018	2021



RB DAMIEN HARRIS

WHAT TO LOOK FOR IN 2021

- Damien Harris averaged 5.04-yards per carry (137 rushing attempts for 691 yards) in 2020, becoming the fourth Patriots player to finish with at least a 5.0-yard average (minimum 100 attempts) in a season. The best back-to-back average in team history was Craig James with a 4.9 average in 1984 followed by a 4.7-yard average in 1985.

BETTER THAN AVERAGE

- Harris averaged 5.04-yards per carry (137 rushing attempts for 691 yards) in 2020. Four other Patriots have finished with at least a 5.0-yard average (minimum 100 attempts) in a single season. Harris finished 2020 with the fourth-highest single-season rushing average in team history.

HIGHEST RUSH AVERAGE IN A SEASON/PATRIOTS HISTORY (MINIMUM 100 ATTEMPTS)

Player	Season	Attempts	Yards	Average
Don Calhoun	1976	129	721	5.59
Mosi Tatupu	1983	106	578	5.45
LeGarrette Blount	2013	153	772	5.05
Damien Harris	2020	137	691	5.04
Carl Garrett	1969	137	691	5.04

HARRIS SETS CAREER HIGH

RB Damien Harris has 754 yards rushing in 2021, moving past the 641 yards he had in 2020.

QB MAC JONES

HIGH COMPLETION PCT.

- New England Patriots 2021 first-round draft pick Mac Jones made his first NFL start in the season-opener vs. Miami on Sept. 12 and completed 29-of-39 passes for 281 yards with one touchdown for a completion percentage of 74.4. That is the fourth-highest completion percentage by a rookie in Week 1 since 1970 (min. 10 attempts).



Date	Player	Att.	Comp.	PCT.
09/08/2019	Gardner Minshew (Jacksonville)	25	22	.880
09/13/2015	Marcus Mariota (Tennessee)	15	13	.867
09/10/2018	Sam Darnold (New York Jets)	21	16	.762
09/12/2021	Mac Jones (Patriots)	39	29	.744
09/05/1993	Rick Mirer (Seattle)	27	20	.741

MAC JONES - FIRST NFL QB WITH 70-PLUS COMPLETION PERCENTAGE IN FIRST TWO GAMES

- Jones followed a 74.4 completion percentage in the opener against Miami by completing 73.3 percent of his passes (22-of-30 passes) for 186 yards at the NY Jets (9/19). He is the first quarterback with a 70-plus completion percentage in each of his first two games (min. 10 attempts in each game). He has now completed over 70 percent of his passes in seven of his first 11 NFL games.

JONES COMPLETES 19 CONSECUTIVE PASSES TO TIE TEAM MARK

Jones completed 19 straight passes during a stretch from the second quarter to the fourth quarter vs. Tampa Bay on Oct. 3, tied for the longest streak in team history. Tom Brady had a streak of 19 consecutive passes in Week 1 of the 2015 season vs. Pittsburgh on Sept. 10, 2015. The streak of 19 consecutive completions is the most by a rookie in at least the last 40 years.

MAC JONES TIES RECORD FOR MOST COMPLETIONS BY A ROOKIE IN FIRST FIVE STARTS

Mac Jones tied Joe Burrow (135 completions in 2020) for the most completions by a rookie quarterback in his first five starts in NFL history.

ROOKIE QUARTERBACKS WITH THE MOST COMPLETIONS IN THEIR FIRST FIVE STARTS

Player	Team	Season	Completions
Mac Jones	Patriots	2021	135
Joe Burrow	Cincinnati	2020	135
Kyler Murray	Arizona	2019	126
Justin Herbert	L.A. Chargers	2020	124

MAC JONES WINS FIRST SIX ROAD GAMES

Mac Jones has won his first six road games, joining Dak Prescott (6 in 2016) and Ben Roethlisberger (6 in 2004) as the only rookie quarterbacks to win each of their first six road games in league annals.



PATRIOTS OFFENSIVE NOTES

STRONG THROUGH 13

- Mac Jones has passed for 2,869 yards through 13 games and is on pace for 3,752 passing yards for the season. He leads all rookie quarterbacks in passing yards (2,869) completions (270), completion percentage (70.3) and touchdown passes (16). Only three rookie quarterbacks have ever passed for at least 4,000 yards.
- Through 13 games, Jones' completion percentage is 70.3. The best completion percentage for a season by a rookie quarterback is Dak Prescott at 67.7 percent in 2016.

3-TOUCHDOWN PERFORMANCE

- Jones had his first career three-touchdown performance against Cleveland on Nov. 14. He now has five games in 2021 with at least two touchdowns. The NFL record for most games with at least two touchdown passes by a rookie quarterback is Justin Herbert of the Los Angeles Chargers with 10 games in 2020.

MAC JONES FINISHES WITH AN 80 PERCENT PASS COMPLETION FOR SECOND STRAIGHT WEEK

Mac Jones completed 22-of-26 passes for an .846 pass completion percentage at Atlanta (11/18/21). It is tied for the fourth-best in team history. Jones was 19-of-23 for an .826 completion percentage vs. Cleveland on Nov. 14, the sixth-highest in team history. Jones is the first rookie quarterback in NFL history and the first New England player to ever complete at least 80 percent of his passes in back-to-back games (min. 20 attempts). The NFL record for most 80 percent completion games (min. 20 attempts) in a season is four by Drew Brees in 2018 and Kirk Cousins in 2019.

JONES HAS MOST WINS BY A PATRIOTS ROOKIE QB

Jones's nine wins are the most in a season by a Patriots rookie quarterback, surpassing the six wins by Jim Plunkett in 1971 and the five by Drew Bledsoe in 1993. He has nine wins while the rest of the 2021 rookie quarterbacks have a combined six wins.

MOST PASSING YARDS BY ROOKIE QUARTERBACKS IN 2021

Player	Passing Yards
Mac Jones.....	2,869
Trevor Lawrence	2,514
Zach Wilson	1,539

MOST GAMES COMPLETIONS BY ROOKIE QUARTERBACKS IN 2021

Player	Completions
Mac Jones.....	270
Trevor Lawrence	247
Davis Mills.....	146


OFFENSIVE ROOKIE OF THE MONTH

Jones was named Offensive Rookie of the Month for November by the National Football League. Jones is the first Patriots rookie to receive a rookie of the month honor since DL Chandler Jones in September of the 2012 season. Jones led the Patriots to a perfect record in November, completing 76-of-99 passes for 854 yards and seven touchdown passes. He completed 76.8 percent of his passes and had a quarterback rating of 117.2.

WR JAKOBI MEYERS

WHAT TO LOOK FOR IN 2021

- WR Jakobi Meyers (144 receptions for 1,708 yards) has the most career receptions and receiving yards by any undrafted Patriots receiver that began his career with the team. His 59 receptions for 729 yards in 2020 were also the most in a single season by a rookie free agent that was originally signed by the team. He enters this week with 59 receptions for 620 yards and needs one more reception and 110 yards to break his 2020 total for the best statistical receiving season for an undrafted Patriots receiver.



A SPECIAL BIRTHDAY PERFORMANCE

- Meyers set career highs on his 24th birthday (11/09/20) with 12 receptions for 169 yards in a win over the New York Jets. The 12 receptions were the most by a Patriot since Julian Edelman caught 13 passes at Miami on Dec. 15, 2013.

MEYERS MAKES HIS MARK

- Meyers has the most receptions and receiving yards for any undrafted player who signed with the Patriots as an undrafted free agent.

MOST RECEPTIONS & YARDS BY AN UNDRAFTED PATRIOT (SINCE 1970)

Player	Seasons	Rec.	Yds	Avg.	TDs
Jakobi Meyers	2019-21	144	1,708	11.9	1
Brandon Bolden	2012-17, 19	56	484	8.6	3
Will Moore	1995-96	46	539	11.7	1
Ray Crittenden	1993-94	44	672	15.3	4
Kenbrell Thompkins	2013-14	38	519	13.7	4

MOST RECEPTIONS & YARDS BY AN UNDRAFTED PATRIOT (SINGLE SEASON SINCE 1970)

Player	Season	Rec.	Yds	Avg.	TDs
Jakobi Meyers	2020	59	729	12.4	0
Jakobi Meyers	2021	59	620	10.5	1
Will Moore	1995	43	502	11.7	1
Kenbrell Thompkins	2013	32	466	14.6	4
Ray Crittenden	1994	28	379	13.5	3
Jakobi Meyers	2019	26	359	13.8	0

MEYERS USING HIS ARM

- Meyers threw two touchdown passes in 2020. He completed a 24-yard touchdown pass to RB Rex Burkhead vs. Baltimore (11/15) and a 19-yard touchdown pass to QB Cam Newton vs. N.Y. Jets (1/3). Overall, Patriots wide receivers completed four passes in 2020. WR Julian Edelman also completed two passes. The four pass completions by wide receivers are the most in team history. They have three so far in 2021.

MULTIPLE TDS FROM JAKOBI

- Meyers (two touchdown passes) became the third Patriots wide receiver to throw a touchdown pass under head coach Bill Belichick. David Patten threw a 60-yard touchdown pass on Oct. 21, 2001, at Indianapolis and WR Julian Edelman threw a 15-yard touchdown pass to WR Phillip Dorsett at Philadelphia on Nov. 17, 2019. Kendrick Bourne became the fourth to do so with a 25-yard touchdown to WR Nelson Agholor vs. N.Y. Jets on Oct. 24, 2021.



PATRIOTS OFFENSIVE NOTES

JAKOBI JOINS ELITE CLUB

- Meyers, who threw touchdown passes in Weeks 10 and 17 in 2020, became the fourth wide receiver with two touchdown passes in a single season in the Super Bowl era, joining Rod Gardner (2003), Antwaan Randle El (2010) and Odell Beckham Jr. (2018).

JAKOBI MEYERS COMPLETES TWO PASSES IN ONE GAME

- Meyers completed two passes vs. Tampa Bay on Oct. 3, 2021. He caught a backwards pass from QB Mac Jones and then threw across the field to RB Brandon Bolden, who managed a 15-yard gain in the second quarter. He completed a 30-yard pass to WR Nelson Agholor in the fourth quarter on a flea flicker. The only other wide receiver to complete two passes in single game for New England was Julian Edelman vs. Denver on Oct. 18, 2020. The only other non-quarterbacks to complete two passes in a game for New England were running backs – Dick Christy on Nov. 18, 1960 vs. Dallas Texans and Andy Johnson on Sept. 6, 1981 vs. Baltimore Colts.

PERFECT PASSER RATING

- Meyers has completed 4-of-4 passes for 88 yards with two touchdown passes for a perfect 158.3 passer rating in his career.

MEYERS PASSES = REGULAR SEASON

- Nov. 15, 2020 vs. Baltimore – 1-for-1 for a 24-yard touchdown to RB Rex Burkhead (second quarter)
- Jan. 3, 2021 vs. N.Y. Jets – 1-for-1 for a 19-yard touchdown to QB Cam Newton (third quarter)
- Oct. 3, 2021 vs. Tampa Bay 2-for-2 for 45 yards (15 yards to RB Brandon Bolden (second quarter) and 30-yards to WR Nelson Agholor (fourth quarter).

POSITIONAL SWITCH AND A CHANCE MEETING

- Jakobi Meyers and Cam Newton were teammates in 2020, but the wide receiver and former quarterback looked up to Newton and had a chance meeting with him while at an impressionable age. “When I was younger in high school, I made [Newton’s] 7-on-7 team – his all-star team – and we traveled to Florida to play in a league,” Meyers said. “We ended up losing, but it was still a great experience. It was a good experience to meet Cam when I was very young. A lot of guys where I come from look up to him, so that was definitely a once-in-a-lifetime opportunity for me.”

MEYERS SCORES FIRST NFL TOUCHDOWN

- WR Jakobi Meyers scored his first NFL touchdown on an 11-yard pass from QB Brian Hoyer in the fourth quarter against Cleveland (11/14/21). It was his 135th career reception. He has scored on three 2-points plays and thrown for two touchdown passes.

G SHAQ MASON

A FAMOUS NAMESAKE

- A noted sports fan and basketball enthusiast, Shaq’s mother, Alicia McGuire, named her son Shaquille Olajuwon Mason in 1993 after her two favorite NBA stars at the time, Shaquille O’Neal and Hakeem Olajuwon. The Tennessee native had the opportunity to meet one of his namesakes at a Memphis Grizzlies game while O’Neal was a member of the Miami Heat, receiving a special meet-and-greet and having his jersey signed.





PATRIOTS DEFENSIVE NOTES

LB JA'WHAUN BENTLEY

2020 ACCOMPLISHMENTS

- LB Ja'Whaun Bentley set single-season career-highs with 91 tackles and 1½ sacks in 2020.



Ja'Whaun and his family were homeless starting his freshman year of high school, living with one set of grandparents, then the other, then an aunt. Ja'Whaun and his brother slept on couches and floors at times over the course of several years. Once Ja'Whaun entered the NFL, he was able to secure permanent housing for his family.

LB JAMIE COLLINS SR.

PATH TO THE NFL

- The road to the NFL was anything but easy for linebacker and 2013 second-round draft pick Jamie Collins Sr. The youngest of five siblings growing up in Quentin, Miss., Collins Sr. lost both of his parents when he was six years old and was raised by one of his sisters. Collins Sr. turned to football as an outlet to help him through the tough times.
- "It means a lot. It's my living," Collins Sr. told the Boston Herald. "It kept me on track." Collins Sr.'s resiliency in dealing with adversity has made a lasting impact on fellow Mississippi native and former Patriots teammate Stevan Ridley, who grew up 30 miles west of Meadville in Natchez, Miss., and got to know Collins through a family friend.
- "What I've known about him, he really has been a strong person," Ridley told the Herald in 2013. "Anybody that's gone through the things that he's gone through and still finds a way to be successful on the football field, you have to be mentally tough. That's what he's kind of done as a teammate here. He's come in here and accepted his role and done a pretty good job as a rookie."

SACKS AND PICKS

- Since entering the NFL in 2013, Collins is the player in the NFL with at least 25 sacks and 10 interceptions. Collins has accumulated 26 ½ sacks and 12 picks during his career. He is the first player to accomplish the feat within his first 100 career games.

LB DONT'A HIGHTOWER

WINNER ON MULTIPLE LEVELS

- Dont'a Hightower (three Super Bowl championships and two national titles at Alabama) and Russell Maryland (two national championships at Miami and three Super Bowl Championships with Dallas) are the only two players in NFL history with at least two national championships and two Super Bowl wins.

MR. FEBRUARY

- Hightower has made two Super-Bowl altering plays during his career and was part of a record-setting performance in another. Head coach Bill Belichick referred to Hightower as "Mr. February" at the team's Super Bowl LIII ring ceremony.
- In Super Bowl XLIX vs. Seattle, Hightower made a crucial tackle on Seahawks RB Marshawn Lynch at the 1-yard line the play before CB Malcolm Butler intercepted Seattle QB Russell Wilson to seal the victory in the waning moments.
- New England trailed the Atlanta Falcons, 28-12, midway through the fourth quarter when Hightower strip-sacked Falcons QB Matt Ryan at the Atlanta 25-yard line. The fumble was recovered by the Patriots and the turnover led to a touchdown that helped spark the record comeback in Super Bowl LI.
- Led a defensive unit in the Super Bowl LIII win over the L.A. Rams (2/3/19). Hightower recorded two sacks and a pass defended as part of a stifling defense that became the second team in Super Bowl history to hold its opponent to just three points.





PATRIOTS DEFENSIVE NOTES

DB J.C. JACKSON

WHAT TO LOOK FOR IN 2021

- J.C. Jackson led the Patriots with nine interceptions in 2020. Jackson has seven interceptions so far in 2021. Jackson is tied with Asante Samuel for the team record for most interceptions in consecutive seasons with 16. Samuel picked off 10 passes in 2006 and six in 2007.
- Jackson has 24 interceptions since 2018, the most in the NFL over that span.



2021 ACCOMPLISHMENTS

- Jackson led the NFL with 11 takeaways in 2020. Since 2019, he has 23 total takeaways (21 interceptions and two fumble recoveries) to move past Ron Hall (1964-66 - (20 interceptions in two fumble recoveries) for the most takeaways in a three-year span by a Patriots player.

EXCLUSIVE INT CLUB

- Jackson became the fifth Patriot and first since Asante Samuel (2006-07) to net at least five interceptions in consecutive seasons. Jackson has six picks so far in 2021 and is the third Patriots player with at least five interceptions in three straight seasons. He is the only NFL player to have at least five picks in the last three seasons.

MOST CONSECUTIVE SEASONS WITH 5+ INTERCEPTIONS

Player	INTs (Year)	INTs (Year)	INTs (Year)
Ron Bolton	6 (1973)	7 (1974)	5 (1975)
Mike Haynes	8 (1976)	5 (1977)	6 (1978)
J.C. Jackson	5 (2019)	9 (2020)	7 (2021)
Raymond Clayborn	5 (1979)	5 (1980)	
Asante Samuel	10 (2006)	7 (2007)	

ACTION JACKSON

- Jackson has the most interceptions since entering the NFL in 2018 with 24. He has four games with two interceptions, including two games in 2021 with two at the New York Jets on Sept. 19, 2021 and at Carolina on Nov. 7, 21. Jackson led the NFL in 2020 with 11 total takeaways (nine interceptions and two fumble recoveries).

MOST INTERCEPTIONS SINCE 2018

Player	Team	Interceptions
J.C. Jackson	New England	24
Xavier Howard	Miami	22
Justin Simmons	Denver	16
Kevin Byard	Tennessee	15
Quandre Diggs	DET/SEA	15
Tyrann Mathieu	HOU/KC	14

JACKSON SETS TEAM PICK RECORD

- Jackson set a team record in the win over Baltimore (11/15/20) with an interception in his fifth consecutive game. Devin McCourty and Mike Haynes held the previous record with picks in four straight games.

MOST CONSECUTIVE GAMES WITH AN INT IN PATRIOTS HISTORY

- 5- **J.C. Jackson (10/18/20 – 11/15/20)**
- 4- Devin McCourty (09/08/19 – 09/29/19)
- 4 - Mike Haynes (11/07/76-11/28/76)

JACKSON TAKETH AWAY

- With fumble recoveries in back-to-back contests in Weeks 3 & 4, followed by an interception in five consecutive games, Jackson had a takeaway in seven straight contests in 2020. That mark is a franchise record and is one short of the NFL record for most consecutive games with a takeaway.

MOST CONSECUTIVE GAMES WITH A TAKEAWAY (SINCE 1970 MERGER)

Player	Team	Season	Games
Mark Murphy	Washington	1980	8
Al Richardson	Atlanta	1981	8
J.C. Jackson	New England	2020	7
Chris Dishman	Houston Oilers	1991	7

J.C. HAS TAKEAWAY RECORD UNDER BELICHIK

- DB Ron Hall set a Patriots franchise record in 1964 with 13 takeaways (11 interceptions & two fumble recoveries) in a single season. J.C. Jackson recorded nine interceptions and recovered two fumbles for an NFL-leading 11 takeaways in 2020. He passed CB Asante Samuel (10 interceptions) for the record for most takeaways in a single season under Bill Belichick as Patriots head coach. His nine interceptions were tied for third-most in a single season in team history.

MOST TAKEAWAYS BY A PATRIOT UNDER BILL BELICHIK

Player	Year	Takeaways	Interceptions	Fumble Recoveries
J.C. Jackson	2020	11	9	2
Asante Samuel	2006	10	10	0
Kyle Arrington	2011	8	7	1

MOST INTS IN A SINGLE SEASON IN PATRIOTS HISTORY

Player	Season	Interceptions
Ron Hall	1964	11
Asante Samuel	2006	10
J.C. Jackson	2020	9
Ty Law	1998	9
Ronnie Lippett	1986	8
Mike Haynes	1976	8

J.C. JACKSON HAS A PICK AGAINST JETS FOR FOURTH STRAIGHT GAME

J.C. Jackson registered his first interception of the 2021 season when he intercepted a Zach Wilson pass in the first quarter to give the Patriots a first down at the Jets 35-yard line at the NY Jets (9/19). It was his third straight pick against the Jets after intercepting a pass in both Jets games in 2020. He also picked off a pass in the second Jets game (10/24) in 2021 for his fourth straight game against the Jets with a pick to join Baltimore's Eric Waddle, who had four interceptions against Cleveland (2016-17) as the last player to accomplish the feat.

JACKSON HAD TWO PICKS IN A GAME FOR FOURTH TIME IN HIS CAREER

Jackson had two interceptions at Carolina on Nov. 7, 2021, his fourth time recording two interceptions in a game and the second time in 2021. He had two picks at the N.Y. Jets (9/19). He also had two picks at Buffalo on Sept. 29, 2019 and two picks at Cincinnati on Dec. 15, 2019.

JACKSON HAD FIRST PICK SIX

Jackson returned an interception 88 yards for a touchdown in the win at Carolina on Nov. 7, 2021. It is the sixth-longest interception return in team history.



PATRIOTS DEFENSIVE NOTES

J.C. JACKSON RETURNS PICK 88 YARDS FOR A TOUCH-DOWN

CB J.C. Jackson returned a third quarter interception 88 yards for a touch-down for his first career score at Carolina (11/7/21). It was the second straight week that the Patriots have scored on an interception return following Adrian Phillips' pick six at the LA Chargers (10/31). It is also the sixth-longest return in team history. Jackson's previous longest return was 30 yards vs. Denver on Oct. 18, 2020.

JACKSON NOW HAS 24 INTERCEPTIONS THROUGH FIRST FOUR SEASONS

J.C. Jackson now has 24 interceptions through his first four NFL seasons, passing Mike Haynes (22) for the most through a player's first four seasons with the Patriots.

JACKSON SETS CAREER HIGH WITH 17TH PASS DEFENSED

Jackson is first in the NFL with 17 passes defended and surpassed his previous career high of 14 passes defended set in 2020.

JACKSON MOVES INTO TOP TEN

Jackson secured his 24th interception and is now tied with Ronnie Lippett and Nick Buoniconti for 9th place on the Patriots all-time interception list.

JACKSON MOVES UP ON PATS INTERCEPTION LIST

Jackson's fourth quarter interception is his 24th career pick to move into 9th place on the Patriots all-time list with Nick Buoniconti and Ronnie Lippett. Maurice Hurst is in 8th place with 27 interceptions.

JACKSON HAS HIGHEST TWO-YEAR INTERCEPTION TOTAL IN TEAM HISTORY

With his fourth quarter interception, Jackson increased his two-year interception total to 16 (9 in 2020 and 7 in 2021) and is tied with Asante Samuel (16) - (10 in 2006 and 6 in 2007) for the most interceptions in consecutive seasons for the Patriots.

AFC PLAYER OF THE MONTH

Jackson was named AFC Defensive Player of the Month for November. It is the first NFL honor for Jackson and the first AFC Defensive Player of the Month honor for the Patriots since 2019 when Stephon Gilmore (October) and DB Devin McCourty (September) won the award. Jackson helped New England finish the month of November with a perfect 4-0 record behind a defense that allowed just 26 points (6.5 points per game), including all four games without allowing a point in the second half. Jackson had four interceptions in November, including an 88-yard interception return for a touchdown in the third quarter of the victory at Carolina on Nov. 7.

LB MATTHEW JUDON

REPRESENTING FAMILY

• Matthew Judon wore jersey #99 during his five seasons with the Baltimore Ravens but chose jersey #9 upon joining New England in 2021.

• Said Judon, "I'm one of 10 children, so I got nine siblings. Every time I go out there, I represent them. I like nine. That's one of the reasons I rock it. Ninety-nine was taken, so I chose to use the new rule and getting on it."



LB MATT JUDON HAS EIGHTH TWO-SACK GAME; SECOND OF THE 2021 SEASON

• LB Matt Judon had two sacks in a three-play sequence in the second quarter at Houston (10/10/21). It is the 8th time in his career that he has had a multi-sack game and second time in 2021. He had 2 ½ sacks vs. New Orleans on Sept. 26. His career-best is 3 sacks vs. Oakland on Nov. 25, 2018, when he played for Baltimore.

JUDON SETS TEAM RECORD FOR MOST SACKS IN FIRST FIVE GAMES

• Judon set a team record with 6 ½ sacks through the first five games. The previous record was 5 ½ sacks by Chandler Jones in 2015 and Andre Tippett in 1984.

MATTHEW JUDON SETS CAREER-HIGH BY REACHING DOUBLE-DIGIT SACKS

• Judon reached double-digit sacks for the first time in his career after a 9-yard sack of QB Matt Ryan in the second quarter at Atlanta (11/18/21) pushed his season total to 10 ½ sacks. It is the 17th time that the Patriots have had a player reach 10 or more sacks in a season. Judon's previous best was 9 ½ in 2019 with Baltimore. He now has 12 1/2 sacks and is tied with Chandler Jones (2015) and Mike Vrabel (2007) for the most sacks in a season by a Patriots player under Bill Belichick.

PATRIOTS 10-PLUS SACK SEASONS

Sacks	Player	Year
12.0	Tony McGee	1977
10.0	Bobby Hamilton	1977
11.5	Tony McGee	1978
10.5	Tony McGee	1979
18.5	Andre Tippett	1984
16.5	Andre Tippett	1985
10.0	Garin Veris	1985
11.0	Garin Veris	1986
12.5	Andre Tippett	1987
11.0	Willie McGinest	1995
12.5	Mike Vrabel	2007
10.0	Tully Banta-Cain	2009
10.0	Mark Anderson	2011
10.0	Andre Carter	2011
11.5	Chandler Jones	2013
12.5	Chandler Jones	2015
12.5	Matthew Judon	2021

DB DEVIN MCCOURTY

WHAT TO LOOK FOR IN 2021

• Devin McCourty is tied for fourth all-time in New England history with 36 total takeaways. He needs four total takeaways to join Raymond Clayborn (44), Fred Marion (42) and Ty Law (40) as the only players in team history with 40 total takeaways.



• McCourty enters 2021 tied with Ty Law for second-most Pro Bowl invitations as a Patriots defensive back with four. Only CB Mike Haynes (6) had more Pro Bowl nods as a Patriots defensive back.

• McCourty tied for fourth in the NFL with five interceptions in 2019, his third career season with five-plus interceptions. That mark tied Marcus Peters and Earl Thomas for most seasons with five-plus interception seasons since 2010. Additionally, McCourty's 29 regular season interceptions since he entered the league in 2010 are tied for the fifth-most in the NFL over that span.

• McCourty has played in 184 career regular season games. If he plays in all 16 games in 2021 he will have played in the 10th-most games in New England history.



PATRIOTS DEFENSIVE NOTES



HAS STARTED EVERY GAME THAT HE HAS PLAYED.



FOUR-TIME PRO BOWL SELECTION

1 OF 7

PLAYERS IN NFL HISTORY TO START IN AT LEAST FIVE SUPER BOWLS

11 HAS BEEN VOTED A TEAM CAPTAIN 10 TIMES.

2021 ACCOMPLISHMENTS

- McCourty became the third Patriots player to reach 30 interceptions with his pick at Atlanta on Nov. 18, 2021. He is in third on the all-time interception, behind Ty Law (36) and Raymond Clayborn (36).
- McCourty now has 515 interception return yards in his regular season career and became the third Patriot with 500 return yards at the NY Jets (9/19).

NFL INTERCEPTION LEADERS SINCE 2010

Player	Team(s)	Interceptions
Richard Sherman	SEA/SF/TB	36
Reggie Nelson	CIN/OAK	31
Marcus Peters	KC/LAR/BAL	31
Devin McCourty	New England	30
Earl Thomas III	SEA/BAL	30
Joe Haden	CLE/PIT	29
Harrison Smith	Minnesota	29
Patrick Peterson	Arizona/Minnesota	28

MOST TAKEAWAYS IN PATRIOTS HISTORY

Player	Total Takeaways
Raymond Clayborn	44 (36 INT, 8 opp rec)
Fred Marion	42 (29 INT, 13 opp rec)
Ty Law	40 (36 INT, 4 opp rec)
Devin McCourty	36 (30 INT, 6 opp rec)
Roland James	36 (29 INT, 7 opp rec)
Mike Haynes	35 (28 INT, 7 opp rec)

THE MOST IMPORTANT ABILITY IS AVAILABILITY

- McCourty has played the most defensive snaps since he entered the NFL in 2010 with 11,208 defensive snaps. Malcolm Jenkins (New Orleans and Philadelphia) is second with 11,165 defensive snaps.

MCCOURTY

- McCourty has four career touchdowns following a return of a blocked field goal for a touchdown at L.A. Chargers (12/6/20) and his 43-yard interception return for a touchdown at Seattle (9/20/20). McCourty also had an 84-yard interception return for a touchdown at Buffalo in 2018 and a 104-yard kickoff return vs. N.Y. Jets in 2012.

DOUBLE TROUBLE

- After being selected by the Patriots in the first round of the 2010 NFL Draft, Devin McCourty became part of a select group in league history. McCourty's identical twin brother, Jason, joined the Patriots in 2018 (now with Miami). The two became the 12th set of twins to play in the NFL. In the 2018 season opener, Devin and Jason became the first set of twins to play together on the same NFL team since 1926 when Gene and Tom Golsen suited up together for the Louisville Colonels.

- Devin became the second twin to suit up for the Patriots, after CB Kato Serwanga was a member of the team from 1998-2000. His twin brother, Jason, played for San Francisco and Minnesota from 1999-2001. According to McCourty's mother, the two can only be told apart by tiny scars on their faces left by chickenpox.

IN GOOD COMPANY

- Devin McCourty earned Associated Press All-Pro Second Team honors at safety in 2013 and 2016. He also earned Second Team All-Pro Honors as a rookie in 2010 when he played cornerback. McCourty joined Pro Football Hall of Famers Rod Woodson and Ronnie Lott as the only NFL players to earn All-Pro honors at both safety and cornerback.

BROTHERS IN ARMS

- Devin and Jason McCourty have seen first-hand the effects of sickle cell disease. Both their aunt and uncle lived with the disease while their father carried the trait. Devin and Jason partnered with Embrace Kids Foundation to form their own "Tackle Sickle Cell" campaign aiming to educate the public, increase blood donations and raise money and awareness for the fight against sickle cell disease. Devin's work with the local Boston Children's Hospital has helped advance research of the disease with doctors now as close as they've ever been to a cure!

DB JALEN MILLS

THE RISE OF THE GREEN GOBLIN

- Jalen Mills has embraced his nickname "The Green Goblin." The origins of the nickname started out as a joke during his rookie season with Philadelphia when he dyed his hair green. Mills is not sure whether it was a coach or the media but the spiderman villain nickname was inspired and took off with the fans.



- Said Mills, "It just kind of came from my rookie year and then just throughout my years playing for the Eagles, my style of play. That's what I get it from. It's kind of something that I stuck with."



PATRIOTS DEFENSIVE NOTES

DB ADRIAN PHILLIPS

VERSATILITY

• “I’m one of the guys that when you ask me what position I play, I say ‘defense.’ I want to be able to line up everywhere, and most importantly, I want to be able to produce everywhere.”



• Began his career in 2014 in San Diego focusing on special teams and was selected to his first Pro Bowl in 2018 as a special teamer.

• Started all 16 games at safety last year for the Patriots and led the team in tackles with a career-high 107.

• Phillips scored his first career touchdown on a 26-yard interceptions return at LA Chargers (10/31/21). He has a career-high of four picks in 2021.

ADRIAN PHILLIPS HAS FIRST CAREER PICK SIX

DB Adrian Phillips picked off a fourth quarter pass from QB Justin Herbert and returned it 26 yards for a touchdown at the L.A. Chargers on Oct. 31. It is Phillips’ first career touchdown. It is the Patriots first interception returned for a touchdown since DB Devin McCourty returned a pick 43 yards for a touchdown at Seattle on Sept. 20, 2020. He was named AFC Defensive Player of the Week for his performance.

PHILLIPS HAS FIRST CAREER TWO-INTERCEPTION GAME

Phillips finished with two interceptions against the Chargers. He also picked off Herbert in the second quarter. He earned AFC Defensive Player of the Week honors for his effort.

LB KYLE VAN NOY

LB KYLE VAN NOY HAS FIFTH CAREER GAME WITH AT LEAST TWO SACKS

LB Kyle Van Noy had two second quarter sacks with a 3-yard sack and a 13-yard sack of Atlanta QB Matt Ryan (11/18/21). It is his fifth career two-sack game. Four of his two sack games came while he played for the Patriots. He had two sacks on Oct. 15, 2017 at the New York Jets, Oct. 29, 2018 at Buffalo and Sept. 29, 2019 at Buffalo. He had a career-high three sacks on Dec. 6, 2020 vs. Cincinnati while he played for Miami. It’s the third time in 2021 the Patriots had a player finish with at least two sacks. Matthew Judon has had two multiple sack games in 2021.



VAN NOY SCORES ON AN INTERCEPTION

Van Noy intercepted QB Matt Ryan in the fourth quarter and returned the pick 35 yards for a touchdown at Atlanta (11/18/21). It is his first pick six and fourth career touchdown. He scored touchdowns when he returned a blocked punt at Chicago (10/21/18), returned a fumble for a touchdown vs. NY Jets (12/30/18) and returned a fumble for a touchdown 22 yards vs. NY Giants (10/10/19).





PATRIOTS SPECIAL TEAMS NOTES

P JAKE BAILEY

BAILEY SETS TEAM RECORD

Jake Bailey finished first in the NFL with 45.6 net yards per punt in 2020, a new single-season team record. The previous record was 41.5 by Zoltan Mesko in 2011. His gross punt average of 48.7 is also a team record, besting the 46.5 gross average by Mesko in 2011. His 45.6 net yards per punt is second all-time in NFL history in a single season to the 46.0 net average by Johnny Hekker in 2016 with the Rams.

DIMINISHING [PUNT] RETURNS

Bailey's punting in 2020 allowed a total of just 71 punt return yards on 12 returns. It is the fewest punt return yards allowed by the Patriots in team history and the sixth-fewest punt return yards allowed in a season in NFL history. The 12 punt returns allowed are second in NFL history and team history to the 11 by New England in 2008.

FEWEST PR YARDS ALLOWED IN A 16-GAME SEASON

Season	Team	PR Yards Allowed
2020	New Orleans	46
2008	Atlanta	49
1991	Buffalo	53
1997	Atlanta	55
2018	New Orleans	60
2020	New England	71

FEWEST PR YARDS ALLOWED IN TEAM HISTORY

Season	PR Yards Allowed
2020.....	71
2007.....	75
2017.....	105
2001.....	124
2016.....	134
1973.....	152

FEWEST PUNT RETURNS ALLOWED IN A 16-GAME SEASON

Season	Team	Punt Returns Allowed
2008	New England	11
2020	New England	12
2018	New Orleans	12
2018	L.A. Rams	12
2007	New England	14

DB JUSTIN BETHEL



WHAT TO LOOK FOR IN 2021

Justin Bethel has reached double-digit special teams tackles in each of his nine NFL seasons, and will try to reach 10 straight in 2021. Bethel led the team with 14 special teams tackles in 2020.

DB CODY DAVIS

CODY DAVIS IS SPECIAL

Cody Davis had one special teams tackle against Tennessee (11/28) to push his totals to a team-leading 10 special teams tackles and added one at Buffalo (12.6) to set a career-high with 11 special teams tackles. It is the third time in his career that he has reached double-digit special teams tackles. Davis had 10 special teams tackles in 2015 with St. Louis and 10 special teams tackles in 2018 with Jacksonville.




WR GUNNER OLSZEWSKI

WHAT TO LOOK FOR IN 2021

Gunner Olszewski will attempt to become the first New England player to lead the NFL in two straight years in punt return average and the first NFL player to do so since Devin Hester led the NFL in 2010 and 2011.

Olszewski will look to become the first NFL player to average 17.0-yards per punt return or more in back-to-back seasons. Devin Hester owns the best mark with a 17.1-yard average in 2010 followed by 16.2-yard average in 2011. He is currently second in the NFL with an 12.5-yard punt return average so far in 2021.



PUNT RETURN RECORD

WR Gunner Olszewski finished first in the NFL with a 17.3-yard punt return average (20 returns for 346 yards and one touchdown) in 2020. It is the highest return average in Patriots history and the second-highest in the NFL since 1970. Julian Edelman had the highest average in a season at 15.5 in 2012. Olszewski is the fourth Patriots player to lead the league in punt return average. Danny Amendola led the NFL with a 12.0-yard average in 2015, Troy Brown led in 2001 with a 14.2-yard average and Irving Fryar tied for the NFL lead with a 14.1-yard average in 1985.

HIGHEST PUNT RETURN AVERAGE IN A SINGLE SEASON (SINCE 1970 MERGER) (MIN. 20 RETURNS)

Player	Team	Season	PR Avg.
Leodis McKelvin	Buffalo	2012	18.7
Gunner Olszewski	New England	2020	17.3
Devin Hester	Chicago	2010	17.1

OLSZEWSKI SCORES FIRST NFL TD ON A PUNT RETURN

WR Gunner Olszewski scored his first NFL touchdown on a 70-yard punt return at the L.A. Chargers on Dec. 6, 2020. It was the first punt return for a touchdown for New England since WR Julian Edelman returned a punt 84 yards vs. Denver on Nov. 2, 2014. Olszewski's return came on the heels of an 82-yard punt return for a touchdown that was called back due to a penalty in the previous game.



PATRIOTS SPECIAL TEAMS NOTES

NO. 2 ON SINGLE GAME LIST

Olszewski finished with 145 punt return yards in the win at the L.A. Chargers (12/6/20), the second-most ever by a Patriot in a single game.

MOST PR YARDS IN A SINGLE GAME IN PATRIOTS HISTORY

Player	Game	PR Yards
Mike Haynes.....	vs. Buffalo - Nov. 7, 1976.....	156
Gunner Olszewski....	at L.A. Chargers - Dec. 6, 2020.....	145

GUNNER GOES LONG TWICE

Olszewski scored on a 70-yard punt return touchdown and had a 61-yard return in the Patriots win at the L.A. Chargers on Dec. 6, 2020. He is the first player in Patriots history with two punt returns of at least 60 yards in a single game and the first NFL player to do so since Indianapolis RB Nyheim Hines had 84 and 71-yard punt return touchdowns vs. Carolina on Dec. 22, 2019. Before Olszewski, the two longest punt returns in a single game for the Patriots was Julian Edelman on Nov. 18, 2012, vs. Indianapolis with a 68-yard punt returned for a touchdown and a 49-yard return.

MULTIPLE LONG PUNT RETURNS IN A SINGLE GAME IN PATRIOTS HISTORY

Player	Opponent	Date	PR Yards	Returns
Gunner Olszewski	at L.A. Chargers	12/6/20	131	70t, 61
Julian Edelman	vs. Indianapolis	11/18/12	117	68, 49

GAME BALL TO GUNNER

Olszewski scored his first touchdown reception on a career-long 38-yard pass in the win at the L.A. Chargers on Dec. 6, 2020. Olszewski joined Julian Edelman (vs. Denver in 2014 and vs. Indianapolis in 2012), Stanley Morgan (vs. Baltimore in 1979) and Irving Fryar (vs. Indianapolis in 1985) as the only Patriots with a punt returned touchdown and a touchdown reception in the same game.

GUNNER OLSZEWSKI GOES LONG THREE TIMES

Gunner Olszewski had three 20-yard punt returns at the L.A. Chargers on Oct. 31, 2021 with a 20-yard return, a 21-yard return and a 27-yard return. The last NFL player with three punt returns of 20 or more yards in a single game was Nyheim Hines of Indianapolis on Dec. 22, 2019 vs. Tennessee. The last New England player to do so was Troy Brown on Sept. 11, 2000 at the New York Jets (31, 21 and 38-yard returns).

OLSZEWSKI MOVING UP TO HISTORIC RECORD

Olszewski has returned 63 punts for 813 yards for a 12.9-yard punt return average. The NFL uses 75 punt returns to qualify for the NFL record, which is 12.8 yards per return by George McAfee.

HIGHEST PUNT RETURN AVERAGE IN THE NFL (75 RETURNS)

Player	Punt Return Avg.	Years
George McAfee (Chicago)	12.8 (112-1,431)	(1940-41, 45-50)
Jack Christiansen (Detroit)	12.8 (85-1,084)	(1951-58)
Claude Gibson (SD, OAK)	12.6 (110-1,381)	(1961-65)
Bill Dudley (PITT, DEN, WAS)	12.2 (124-1,515)	(1942-53)
Rick Upchurch (DEN)	12.1 (248-3,008)	(1975-83)

HIGHEST PUNT RETURN AVERAGE IN PATRIOTS HISTORY (20 RETURNS)

12.9 – Gunner Olszewski
12.0 - Mack Herron
11.3 – Carl Garrett
11.2 – Julian Edelman

WR MATTHEW SLATER

WHAT TO LOOK FOR IN 2021

• Matthew Slater has earned an NFL record nine special teams Pro Bowl invitations and will look to add to that in 2021.

• Slater entered his 14th season with the Patriots in 2021, tied with Stephen Gostkowski, Bruce Armstrong and Steve Nelson for the fourth-most in team history, behind the 15 by Troy Brown and Julius Adams, the 16 by Steve Grogan and the 20 by Tom Brady.



SLATER REACHES 200 GAMES

Slater played in his 200th career regular season game against the Atlanta Falcons (11/18/21). He is the fifth Patriots player to reach 200 regular season games.

MOST REGULAR SEASON GAMES PLAYED

285	Tom Brady
212	Bruce Armstrong
206	Julius Adams
204	Stephen Gostkowski
202	Matthew Slater

• Matthew Slater became the third New England player to play in 100 career regular season games at Gillette Stadium in the game vs. Tennessee on Nov. 28, 2021.

MOST REGULAR SEASON HOME GAMES PLAYED FOR THE PATRIOTS

134	Tom Brady
102	Stephen Gostkowski
100	Matthew Slater

2020 ACCOMPLISHMENTS

Slater earned his ninth Pro Bowl invitation in 2020, extending his NFL record for most Pro Bowl selections as a special teamer. Slater is now tied with John Hannah (1976, 78-85) for second-most Pro Bowl selections as a Patriot with nine. Tom Brady holds the franchise record with 14.

LIKE FATHER LIKE SON

Slater is one of 10 sons of Hall of Fame members to be drafted in NFL history.

HALL OF FAME FATHERS WITH SONS DRAFTED IN THE NFL

- Jackie Slater (class of 2001) – son, Matthew Slater (NE)**
- Bobby Bell (class of 1983) – son, Bobby Bell (NYJ)
- Tony Dorsett (class of 1994) – son, Anthony Dorsett (HOU)
- Bob Griese (class of 1990) – son, Brian Griese (DEN)
- Russ Grimm (class of 2010) – son, Cody Grimm (TB)
- Howie Long (class of 2000) – sons Chris Long (STL) and Kyle Long (CHI)
- Bruce Matthews (class of 2007) – son, Jake Matthews (ATL)
- Don Shula (class of 1997) – son, Mike Shula (TB)
- Kellen Winslow (class of 1995) – son, Kellen Winslow (CLE)



PATRIOTS SPECIAL TEAMS NOTES

PRO BOWL RECORD

- Slater has earned nine Pro Bowl invitations (2011-17, 19-20) as a special teams player. He passed Steve Tasker (1987, 90-95) for the most special teams Pro Bowl honors in NFL history last year. Slater is also the only special teams player to earn seven consecutive Pro Bowls, which he did from 2011-17.



ALL-STAR COMBINATION

- Slater was voted to the Pro Bowl for seven straight seasons from 2011-17 and two more from 2019-20. Those nine selections are two more than the seven that his father earned with the L.A. Rams. The Slater family's 16 combined Pro Bowls are the second-most among father-son contingents to have been voted to at least one Pro Bowl each.

MOST FATHER AND SON PRO BOWL SELECTIONS

Players	Pro Bowls
Archie (2), Peyton (14) and Eli Manning (4).....	20
Jackie (7) and Matthew Slater (9)	16

ELECTED TEAM LEADER

- Slater has been named to nine Pro Bowls for his special teams work, but perhaps more revealing of his value to New England is the fact that he was elected a captain by his teammates for the 11th straight season in 2021.
- He shared what it means to be a captain with high school football players in a story published by *The Boston Globe*. "You have to be able to put others before yourself. Being a captain and leadership is about serving, and to me, that means a great deal of sacrifice – putting aside personal agendas for the greater common goal. Leadership is equated with sacrifice. I think you have to be willing to do whatever it takes for the unit to succeed. I think you need to lead by example. A lot of times, it's about what you do, not what you say."

SLATER'S EMERGENCE WAS SPECIAL

- Bill Belichick acknowledged Matthew Slater's role as a gunner on special teams: "Matt is one of the best in the league," Belichick said. "Any time the punt return team has to double somebody, that makes it one less guy they can use somewhere else in the return. He almost always draws two guys out there unless they're in an eight-man rush. Most of the time, there's two guys out there — fourth-and-short, where they're trying to protect the box — but he draws a lot of double teams, and deservedly so. He does an outstanding job of covering punts."

SLATER'S SCORE

- During a 2007 game against Arizona State, UCLA's Matthew Slater returned a kickoff 89 yards for the final touchdown of his collegiate career. In the Patriots 16-10 win over Buffalo on Sept. 29, 2019, DB J.C. Jackson blocked a punt, which Slater returned 11 yards for his first NFL touchdown, 12 seasons after his last touchdown.



HAS EARNED 9 SPECIAL TEAMS PRO BOWL INVITES, THE MOST FOR A SPECIAL TEAMS PLAYER IN NFL HISTORY

LONGEST TENURED PLAYER ON THE PATRIOTS.

1 of 10

SONS OF HALL OF FAMERS TO BE DRAFTED IN THE NFL

11

HAS BEEN VOTED A TEAM CAPTAIN FOR 11 STRAIGHT SEASONS.



NICK FOLK

LOCAL LINEAGE

Nick Folk's mother is a direct descendant of William Bradford, a founder, settler and longtime governor of the Plymouth Colony settlement. Bradford was also a passenger on the *Mayflower's* original voyage to America.



FOLK HERO

Folk kicked his second game-winning field goal as time expired in 2020, connecting on a 50-yard field goal against Arizona (11/29/20) to give the Patriots a 20-17 win. He had a 51-yard game-winning field goal as time expired at the New York Jets on Nov. 9, 2020 to give the Patriots a 30-27 victory. He is the first NFL kicker with two game-winning field goals as time expired in a single season. Overall, he has three game-winning field goals as time expired. He also kicked a 53-yard field game-winning field goal as time expired at Buffalo on Oct. 8, 2007, when he was a rookie with the Dallas Cowboys.

FOLK DIGS THE LONG BALL

Folk's 50-yard game-winning field goal vs. Arizona (11/29/20) was the second-longest game-winning field goal with no time left in Patriots history, behind the 51-yarder he hit at N.Y. Jets (11/9). The previous long was 48 yards by Adam Vinatieri in Super Bowl XXXVI vs. the St. Louis Rams.



PATRIOTS SPECIAL TEAMS NOTES

NICK FOLK SETS TEAM RECORD FOR CONSECUTIVE FIELD GOALS

K Nick Folk set the team record with 33 consecutive field goals after connecting on field goals of 46, 49, 32 and 26 yards at the New York (9/19/21) and extended that mark to 36 straight field with a 27-yarder vs. Tampa Bay before missing a 56-yarder in the fourth quarter. He passed Stephen Gostkowski, who connected on 31 straight field goals. After missing his first two field goals of the 2020 season, he kicked 36 straight field goals. Folk's previous longest streak was 23 straight field goals in 2013 when he played for the New York Jets. The NFL record is 44 straight field goals by Adam Vinatieri.

MOST CONSECUTIVE FIELD GOALS/PATRIOTS HISTORY

36	Nick Folk
31	Stephen Gostkowski
25	Adam Vinatieri
23	Adam Vinatieri
21	Stephen Gostkowski

MOST CONSECUTIVE FIELD GOALS/NFL HISTORY

Field Goals	Player	Team	Year
44	Adam Vinatieri	Indianapolis	2015-16
42	Mike Vanderjagt	Indianapolis	2002-04
40	Gary Anderson	SF/MIN	1997-98
37	Graham Gano	New York Giants	2020-2021
37	Jason Myers	Seattle	2019-2021
36	Nick Folk	Patriots	2020-2021
36	Matt Stover	Baltimore	2005-2006
35	Justin Tucker	Baltimore	2015-16
35	Adam Vinatieri	Indianapolis	2013-14
33	Robbie Gould	San Francisco	2017-18
33	Justin Tucker	Baltimore	2013

NICK FOLK DRILLS TWO 52-YARD FIELD GOALS

LONGEST FIELD GOALS AS A MEMBER OF THE PATRIOTS

K Nick Folk drilled a 52-yard field goal in the second quarter and 52-yard field goal in the third quarter at Houston (10/10/21), his longest field goals as a member of the Patriots. He had a 51-yard field goal on Dec. 21, 2019 vs. Buffalo and a 51-yard field goal at the New York Jets on Nov. 9, 2020. His career-long is a 56-yard field goal on Oct. 17, 2010 at Denver when he played for the New York Jets.

FOLK HAS SECOND NFL GAME WITH TWO 50-YARD FIELD GOALS

Folk had his second NFL game with two 50-yard field goals at Houston (10/10/21) He had two 51-yard field goals on Nov. 18, 2012 t St. Louis as a member of the New York Jets.

FOLK BECOMES SECOND PATS PLAYER TO CONNECT ON TWO 50-YARD FIELD GOALS IN ONE GAME

Folk is the second Patriots player to have two 50-yard field goals in one game after he drilled two 52-yard field goals at Houston on Oct. 10, 2021. K Stephen Gostkowski accomplished the feat three times with the most recent happening against Oakland on Nov. 19, 2017 in Mexico City.

FOLK 4-FOR-4 ON FIELD GOALS IN FOUR 2021 ROAD GAMES

Folk connected on all four field goals (52, 52, 32 and 21) at Houston on Oct. 10, 201 and was named AFC Special Teams Player of the Week. He has connected on four field goals in four of the six 2021 road games - at the NY Jets (9/19), at LA Chargers (10/31) and at Atlanta (11/18). Overall he has had at least four field goals in a game 14 times and six times as a member of the Patriots. He has connected on five field goals in a game three times, including making five field goals vs. Tennessee (11/28/21)

NICK FOLK CONNECTS ON HIS 300TH CAREER FIELD GOAL

Nick Folk (318) became the 35th NFL player to reach 300 career field goals following his 39-yard field goal in the second quarter at the New York Jets on Oct. 24, 2021. He became the fifth active kicker to reach 300 career field goals, joining Robbie Gould (411), Mason Crosby (363), Matt Prater (338) and Justin Tucker (316).

FOLK MAKES 5TH 50-YARD FIELD GOAL OF THE 2021 SEASON

Folk connected on a 52-yard field goal vs. Tennessee on Nov. 28, 2021 in the fourth quarter. It is his fifth 50-yard field goal of the 2021 season to tie the team record for most 50-yard field goals in one season. Stephen Gostkowski had five 50-yard field goals in 2013.

HISTORICALLY ACCURATE

Nick Folk posted the third-best field goal percentage in New England history in 2020. He is 33-of-36 (91.7) so far in 2021.

HIGHEST FIELD GOAL PERCENTAGE IN SEASON/PATRIOTS

Player	Field Goal Percentage
Stephen Gostkowski	94.6 (35-of-37) in 2014
Adam Vinatieri	93.9 (21-of-33) in 2004
Nick Folk	92.9 (26-of-28) in 2020
Stephen Gostkowski	92.7 (38-of-41) in 2013

FOLK HITS 30 FIELD GOAL MARK

Nick Folk has tied a career high with an NFL leading 33 field goals in 2021. He reached 30 field goals in season for the fourth time in his career (30 in 2010), (33 in 2013) and (32 in 2014). The Patriots have now had a player reach 30 field goals in a season nine times. Folk is leading the NFL with 31 field goals.

PATRIOTS RECORD FOR MOST FIELD GOALS IN A SEASON

Player	Field Goals
Stephen Gostkowski	38 in 2013
Stephen Gostkowski	37 in 2017
Stephen Gostkowski	36 in 2008
Stephen Gostkowski	35 in 2014
Stephen Gostkowski	36 in 2015
Nick Folk	33 in 2021
Tony Franklin	32 in 1986
Adam Vinatieri	31 in 1998
Adam Vinatieri	31 in 2004





NICK FOLK
**CHILDREN'S TUMOR
FOUNDATION**

ENDING NF THROUGH RESEARCH
www.ctf.org



CHILDREN'S TUMOR FOUNDATION

The Children's Tumor Foundation has a special place in Patriots kicker Nick Folk's heart. His cousin, Blake, has neurofibromatosis (NF), a genetic disorder that causes tumors to grow on nerves throughout the body. The term NF represents three distinct disorders: NF1, NF2 and schwannomatosis. For Blake, his NF impacts him most where his optic nerves cross in his brain. He currently has 5 brain tumors.

When Blake was a baby, Nick's mom, Kathryn, a pediatrician, noticed light brown spots on Blake's skin. Further testing showed that Blake was diagnosed with NF.

Nick and Blake have both been pillars in each other's lives. In 2007, Blake was seven years old and had a big surgery coming up to remove the fluid build up in his brain. He was required to shave half his head for the surgery. While on the Cowboys roster, Nick asked for time off during the offseason to fly out to California to be with Blake, turning up with half his head shaved to match Blake.

Nick has partnered with the Children's Tumor Foundation for many years and has chosen to represent the foundation on his cleats for the NFL's My Cause, My Cleats campaign. Blake's mom, Kim, currently works for the Foundation as the Development Special Events Manager. As for Blake, he hit a milestone of turning 20 years old in 2020 after undergoing 20 surgeries.

UNDERSTANDING NF

The Children's Tumor Foundation's mission is to drive research, expand knowledge, and advance care for the NF community.

ABOUT NEUROFIBROMATOSIS, OR NF

Neurofibromatosis, or NF, is a genetic disorder that affects 1 in every 3,000 people. It causes tumors to grow on nerves throughout the body and can lead to deafness, blindness, disfigurement, bone abnormalities, learning disabilities, disabling pain, and cancer. 120 kids are born with NF each day, which means that a new NF patient is born every 12 minutes. NF occurs in all populations equally, and there is not yet a cure.

CAN NF BE CURED?

At this time, there is no approved cure for NF, but a number of promising NF clinical trials are under way. As researchers continually learn more about the underlying causes of NF and what makes tumors grow, the Foundation is getting closer to the development of effective treatments for NF. In 2020, the FDA approved the first ever treatment for one form of NF that shrunk tumors in patients, but more treatments are needed for all forms of NF.

RAISING AWARENESS

MAKE NF VISIBLE

Though NF affects over 2.5 million people worldwide, it is still relatively unknown in the general public. The Children's Tumor Foundation's MAKE NF VISIBLE campaign brings awareness and inclusion to all NF patients. Those with visible signs of NF struggle to be seen as more than just their NF, while patients whose NF is invisible struggle to make others understand. MAKE NF VISIBLE is about seeing NF, and seeing the person living with it. Learn more at makenfvisible.org.

HOW YOU CAN HELP

The Children's Tumor Foundation has invested in research and care that has led to significant breakthroughs in NF, and they are not done yet. Please join Nick and help make a difference in the lives of the millions of people just like Blake who live with neurofibromatosis. Donate online today by scanning the QR code here, or going to ctf.org/donate. Help is needed to continue the life-changing progress that has been made for patients with NF.





PATRIOTS PLAYER FOUNDATION WORK

LB JOSH UCHE

THE JOSH UCHE FOUNDATION

- The Josh Uche Foundation was created to empower and provide at-risk youth with educational advancement, resource programming, mentorship, and mental health empowerment.
- Josh plans to start an annual football camp that incorporates yoga and athletic mobility to show young athletes that there's more to physical fitness than just lifting weights and running fast.
- On top of the introduction of the football camps, Josh Uche is currently in the process of developing a mental health app specified for athletes.



DT DAVON GODCHAUX

CHAUXDOWN FOUNDATION

- The Chauxdown Foundation empowers at-risk youth through fitness, literacy and educational programming. The foundation has helped serve and impact over 2000 youth in the Miami, Florida, and Plaquemine, Louisiana communities. Chauxdown has impacted the community in a variety of ways from giving children toys to play with, to making sure they have the proper school supplies to receive proper education at school.



LB KYLE VAN NOY

THE VAN NOY VALOR FOUNDATION

- The Van Noy Valor Foundation was created in 2014 by Kyle and Marissa Van Noy. Their inspiration to start their own foundation came from their love of helping adopted, foster, and disadvantaged youth who are in need. Kyle was adopted as a baby, as well as Marissa's father and little brother. The Van Noy Valor Foundation strives to provide opportunities to encourage personal valor in youth by giving them resources and tools to grow, which will teach the youth to armor themselves for success. The Van Noy's believe that children are 100% of our future and know the importance of providing resources to help children reach their full potential starting from a young age.



DL DEATRICH WISE JR.

WISE UP & CO. FOUNDATION

- Wise Up & Co. is a foundation started by Patriots defensive lineman Deatrich Wise Jr. and his brothers, Daniel and Solomon Wise. The brothers started the Foundation to leverage their name off the field with the aim to have a positive impact on the community.
- Deatrich has been a community pillar by supporting organizations that share the same mission, to assist youth, fight hunger, and celebrate individuality. He has been involved with Big Brothers, Big Sisters and on a yearly basis, runs a Thanksgiving and Christmas drive to support those in the local Massachusetts community.
- To support the Wise Up & Co. Foundation or to find out more, scan the QR code.





PATRIOTS PLAYER FOUNDATION WORK

DL LAWRENCE GUY

THE LAWRENCE GUY FAMILY FOUNDATION

- The Lawrence Guy Family Foundation is a 501c(3) organization that provides resources and opportunities for financially disadvantaged families. Lawrence and his wife, Andrea Guy, established the foundation in 2019 with the goal to inspire and help families to achieve their full potential.

The Guy family hosted their 11th annual "Guy Family Thanksgiving Giveaway" event at Orchard Gardens Boys & Girls Club of Boston on Tuesday, November 16. The foundation partnered with Roche Bros. Supermarkets to provide 150 families in need with groceries for their Thanksgiving meals. Each family received a turkey, fresh vegetables, sides, and fixings.


- On Tuesday, November 23rd, Lawrence & Andrea Guy donated 400 turkeys and Thanksgiving dinners to the students and families of the Martin Luther King School in Dorchester, MA.



DB JONATHAN JONES

NEXT STEP FOUNDATION

- The mission of the Jonathan Jones Next Step Foundation, Inc. is to educate youth on practical life application, to encourage professional development and to empower them through education and mentorship. Established in 2019, the idea was birthed from Jones' love and recognition for developing youth; whether it is by way of football camps, meal distributions or fundraisers, and to pour back into them. However, he was no stranger to volunteerism; growing up, he would volunteer in the community at a local soup kitchen and became a change agent at a young age. He knew that when he became a professional football player, he would then have the vehicle and platform to give back on a larger scale.



DL CARL DAVIS

THE TRENCHWORK FOUNDATION

- Founded by Carl Davis of the New England Patriots, Trenchwork Foundation, Inc. focuses on revitalizing Carl's hometown of Detroit, Michigan through construction of new and renovation of existing homes. The Trenchwork Foundation will help create opportunities for the children of our future.
- To support the Trenchwork Foundation or to find out more, scan the QR code.



HOMES FOR HEROIC FORGOTTEN VETERANS

- On top of the Trenchwork Foundation, Carl partnered up with his aunt, Pazzella Colston Bonner, to fight homelessness among military veterans through the creation of a non-profit organization - Homes for Heroic Forgotten Veterans.





PATRIOTS PLAYOFF NOTES

ALL-TIME PLAYOFF RESULTS

The Patriots have compiled a 37-21 record in their 58 playoff games and their .638 playoff winning percentage is the best in NFL history among teams that have played at least 15 postseason games.

PATRIOTS PLAYOFF RECORD BY ROUND

Round	Record
First Round*	0-1
Wild Card Round	4-4
Divisional Round	16-6
AFC Championship	11-4
AFL Championship	0-1
Super Bowl	6-5
Total	37-21

*1982 Strike Season

ALL-TIME BEST NFL PLAYOFF RECORDS (MINIMUM 15 POSTSEASON GAMES)

Team	Wins	Losses	Win Pct.
New England	37	21	.638
San Francisco	32	21	.604
Green Bay	36	24	.600
Baltimore	16	11	.593
Pittsburgh	36	26	.581
OAK/L.A. Raiders	25	19	.568
Dallas	35	28	.556

MOST POSTSEASON WINS ALL-TIME

Team	Wins
New England Patriots	37
Green Bay Packers	36
Pittsburgh Steelers	36
Dallas Cowboys	35
San Francisco 49ers	32
Oakland Raiders	25

PATRIOTS IN THE PLAYOFFS

The Patriots have qualified for the playoffs 27 times in their 60-year history. Twenty-one of those playoff berths have come in the 27 seasons since Robert Kraft purchased the team in 1994, a dramatic contrast to the six total playoff berths the team earned in its first 34 years of existence. The Patriots have won 22 division crowns - 19 since Robert Kraft's purchase in 1994 and 17 in the last 19 seasons.

PATRIOTS PLAYOFF SEASONS (27)

Year	How Qualified	Seed	Rec.	Result
2019	Division Champions	3	0-1	Wild Card Round
2018	Division Champions	2	3-0	Super Bowl Champions
2017	Division Champions	1	2-1	AFC Champions
2016	Division Champions	1	3-0	Super Bowl Champions
2015	Division Champions	2	1-1	AFC Championship Game
2014	Division Champions	1	3-0	Super Bowl Champions
2013	Division Champions	2	1-1	AFC Championship Game
2012	Division Champions	2	1-1	AFC Championship Game
2011	Division Champions	1	2-1	AFC Champions
2010	Division Champions	1	0-1	AFC Divisional Round
2009	Division Champions	3	0-1	Wild Card Round
2007	Division Champions	1	2-1	AFC Champions
2006	Division Champions	4	2-1	AFC Championship Game
2005	Division Champions	4	1-1	AFC Divisional Round
2004	Division Champions	2	3-0	Super Bowl Champions
2003	Division Champions	1	3-0	Super Bowl Champions
2001	Division Champions	2	3-0	Super Bowl Champions
1998	Wild Card	6	0-1	Wild Card Round
1997	Division Champions	3	1-1	AFC Divisional Round
1996	Division Champions	2	2-1	AFC Champions
1994	Wild Card	5	0-1	Wild Card Round
1986	Division Champions	3	0-1	AFC Divisional Round
1985	Wild Card	5	3-1	AFC Champions
1982*	16-Team Format	7	0-1	First Round
1978	Division Champions	2	0-1	AFC Divisional Round
1976	Wild Card	4	0-1	AFC Divisional Round
1963	Division Champions	--	1-1	AFL Championship Game

*Strike Year | Bold indicates Kraft era

37-21 Record

PLAYOFF BERTHS UNDER KRAFT

New England has qualified for the playoffs 27 times in the team's 61-year history. The Patriots have earned 21 of those playoff berths in the 27 seasons since Robert Kraft purchased the team in 1994. New England has won 22 division crowns overall (21 AFC East crowns) and has qualified as a Wild Card team on four occasions (1976, '85, '94 and '98). The Patriots also qualified for the playoffs in 1982 as part of a 16-team tournament following a players' strike.



ANNUAL ACHIEVEMENT

The Patriots are also the only team to win more than half of their games in 19 straight seasons since the 1970 AFL-NFL merger, more than the 49ers (16 straight from 1983-98) and the Cowboys (16 straight from 1970-85).

The Patriots have now won nine or more games in 23 of the 27 seasons Robert Kraft has owned the team.

MOST CONSECUTIVE WINNING SEASONS (SINCE 1970 NFL MERGER)

Team	Years	Winning Seasons
New England	2001-19	19
San Francisco	1983-98	16
Dallas	1970-85	16
Oakland	1970-80	11

MOST CONSECUTIVE WINNING SEASONS ALL-TIME

Team	Years	Winning Seasons
Dallas	1966-85	20
New England	2001-19	19
San Francisco	1983-98	16
Oakland	1965-80	16
Chicago	1930-44	15
Green Bay	1934-47	14
Cleveland	1957-69	13

CONTINUED ADVANCEMENT

TEAMS TO WIN AT LEAST ONE PLAYOFF GAME IN CONSECUTIVE SEASONS

Team	Years	Consec. Seasons	Wins
New England	2011-18	8	16
Dallas	1991-96	6	12
Seattle	2012-16	5	8
New England	2003-07	5	11
Baltimore	2008-12	5	9
Philadelphia	2000-04	5	7
Green Bay	1993-97	5	9
Oakland	1973-77	5	7

2019 AFC EAST CHAMPIONS

The New England Patriots claimed the AFC East Division title for the 11th consecutive season and for the 19th time under Robert Kraft in 2019. New England joined the Atlanta Braves as the only franchises from the NFL, NBA, MLB or NHL to win at least 10 straight division titles. Atlanta won 14 consecutive division championships from 1991-2005.

DIVISION CHAMPIONSHIPS SINCE 1994

New England	19
Green Bay	14
Pittsburgh	14
Indianapolis	10



PATRIOTS PLAYOFF NOTES

PLAYOFF TRENDS SINCE 1970

PATRIOTS PLAYOFF TRENDS (SINCE 1970 NFL MERGER)

All-Time (36-20)	Record
vs. AFC.....	30-15
vs. NFC.....	6-5
Home.....	23-5
Away.....	7-10
Neutral.....	6-5
Leading at Halftime.....	27-4
Trailing at Halftime.....	6-14
Tied at Halftime.....	3-2
Leading After 3 Quarters.....	26-4
Tied After 3 Quarters.....	4-0
Trailing After 3 Quarters.....	6-16
Decided by 7 Points or Fewer.....	15-10
Decided by 3 Points or Fewer.....	7-4
When Scoring First.....	27-8
When Not Scoring First.....	9-12
Positive Turnover Ratio.....	22-1
Even Turnover Ratio.....	6-5
Negative Turnover Ratio.....	8-14
Winning or Even Penalty Ratio.....	27-5
Losing Penalty Ratio.....	9-15
With a 100-Yard Rusher.....	11-0
Without a 100-Yard Rusher.....	25-20
With a 100-Yard Receiver.....	19-8
Without a 100-Yard Receiver.....	17-12
When Allowing a 100-Yard Rusher.....	4-6
When Not Allowing a 100-Yard Rusher.....	32-14
When Allowing a 100-Yard Receiver.....	9-8
When Not Allowing a 100-Yard Receiver.....	27-12
With a 300-Yard Passer.....	12-4
Without a 300-Yard Passer.....	24-16
Allowing a 300-Yard Passer.....	8-3
Not Allowing a 300-Yard Passer.....	28-17

RECORD PLAYOFF PARTICIPATION

The Patriots played at least one postseason game for 11 straight seasons from 2009-19, the most consecutive seasons participating in a postseason game in NFL history.

MOST CONSECUTIVE SEASONS PARTICIPATING IN A PLAYOFF GAME

Team	Consec. Seasons (Yrs)
New England.....	11 (2009-19)
Dallas.....	9 (1975-83)
Indianapolis.....	9 (2002-10)
Dallas.....	8 (1966-73)
Green Bay.....	8 (2009-16)
L.A. Rams.....	8 (1973-80)
Pittsburgh.....	8 (1972-79)
San Francisco.....	8 (1983-90)

MOST PLAYOFF WINS IN A DECADE

The Patriots won 16 playoff games in the 2010's, a new record for the most playoff victories by any NFL team in a decade.

MOST PLAYOFF VICTORIES IN A DECADE

Team	Decade	Playoff Wins	Championships
New England	2010s	16	2014, 16, 18
New England	2000s	14	2001, 03, 04
Dallas	1970s	14	1971, 77
Pittsburgh	1970s	14	1974-75, 1978-79
San Francisco	1980s	13	1981, 84, 1988-89
Dallas	1990s	12	1992-93, 95
Washington	1980s	11	1982, 87
Buffalo	1990s	10	--
Philadelphia	2000s	10	--
Pittsburgh	2000s	10	2005, 08

SUSTAINED PLAYOFF SUCCESS

The Patriots won 12 playoff games from 2014-18, the NFL's highest playoff victory total over a five-season span.

MOST PLAYOFF VICTORIES IN A FIVE-YEAR SPAN

Team	5-Year Span	Playoff Wins	SB Wins
New England	2014-18	12	3
New England	2003-07	11	2
Dallas	1991-95	11	3
Dallas	1992-96	11	3
New England	2013-17	10	2
New England	2001-05	10	3
Pittsburgh	1974-78	10	3
Pittsburgh	1975-79	10	3

PATS REACH 50 PLAYOFF GAMES

The Patriots are one of six NFL teams with 50 or more postseason games played in their franchise's history.

MOST POSTSEASON GAMES PLAYED

Team	Games Played
Dallas.....	63
Pittsburgh.....	62
Green Bay.....	60
New England.....	58
San Francisco.....	53
Minnesota.....	51

PATRIOTS AT HOME IN THE PLAYOFFS

The Patriots are 23-5 (.821) at home in the playoffs in their history. Twenty-seven of the franchise's 28 home playoff games have taken place since Robert Kraft purchased the team in 1994. After Kraft bought the team, the Patriots won 11 consecutive home playoff games before experiencing a home loss.

PATRIOTS AT HOME IN THE PLAYOFFS (23-5)

Date	Round	Opponent	W/L	Score
01/04/20	AFC Wild Card	Tennessee	L	13-20
01/13/19	AFC Divisional	L.A. Chargers	W	41-28
01/21/18	AFC Championship	Jacksonville	W	24-20
01/13/18	AFC Divisional	Tennessee	W	35-14
01/22/17	AFC Championship	Pittsburgh	W	36-17
01/14/17	AFC Divisional	Houston	W	34-16
01/16/16	AFC Divisional	Kansas City	W	27-20
01/18/15	AFC Championship	Indianapolis	W	45-7
01/10/15	AFC Divisional	Baltimore	W	35-31
01/11/14	AFC Divisional	Indianapolis	W	43-22
01/20/13	AFC Championship	Baltimore	L	13-28
01/13/13	AFC Divisional	Houston	W	41-28
01/22/12	AFC Championship	Baltimore	W	23-20
01/14/12	AFC Divisional	Denver	W	45-10
01/16/11	AFC Divisional	N.Y. Jets	L	21-28
01/10/10	AFC Wild Card	Baltimore	L	14-33
01/20/08	AFC Championship	San Diego	W	21-12
01/12/08	AFC Divisional	Jacksonville	W	31-20
01/07/07	AFC Wild Card	N.Y. Jets	W	37-16
01/07/06	AFC Wild Card	Jacksonville	W	28-3
01/16/05	AFC Divisional	Indianapolis	W	20-3
01/18/04	AFC Championship	Indianapolis	W	24-14
01/10/04	AFC Divisional	Tennessee	W	17-14
01/19/02	AFC Divisional	Oakland	W	16-13 (OT)
12/28/97	AFC Wild Card	Miami	W	17-3
01/12/97	AFC Championship	Jacksonville	W	20-6
01/05/97	AFC Divisional	Pittsburgh	W	28-3
12/31/78	AFC Divisional	Houston	L	14-31



PATRIOTS PLAYOFF NOTES

HOME DOMINANCE

The Patriots have a 23-5 (.821) all-time record in home playoff games. The Patriots .821 winning percentage at home in the post-season is first among teams with at least 15 home playoff games and their 23 wins are the most. The Patriots are one of four teams with at least 20 playoff wins at home. Pittsburgh, Dallas and San Francisco have 21 home wins in the postseason.

BEST HOME PLAYOFF RECORDS

Team	Record	Win Pct.
New England	23-5	.821
Seattle	12-3	.800
Buffalo	12-3	.800
Las Vegas	19-5	.792
Denver	17-5	.773
Green Bay	20-6	.769

AT HOME IN THE PLAYOFFS

LONGEST CONSECUTIVE HOME PLAYOFF WINNING STREAKS

Team	Wins	Seasons
Green Bay	13	1939-2001
New England	11	1996-2008
Seattle	10	2005-16
New England	9	2013-18
Buffalo	9	1988-95
Washington	8	1942-83

PATRIOTS IN THE WILD CARD ROUND

WILD CARD PLAYOFF RESULTS (4-5)

Date	Round	Opponent	W/L	Score
01/04/20	AFC Wild Card	Tennessee	L	13-20
01/10/10	AFC Wild Card	Baltimore	L	14-33
01/07/07	AFC Wild Card	N.Y. Jets	W	37-16
01/07/06	AFC Wild Card	Jacksonville	W	28-3
01/03/99	AFC Wild Card	at Jacksonville	L	10-25
12/28/97	AFC Wild Card	Miami	W	17-3
01/01/95	AFC Wild Card	at Cleveland	L	13-20
12/28/85	AFC Wild Card	at N.Y. Jets	W	26-14
01/08/83*	First Round	at Miami	L	13-28

*16-Team Format

PATRIOTS IN THE DIVISIONAL ROUND

DIVISIONAL PLAYOFF RESULTS (16-6)

Date	Round	Opponent	W/L	Score
01/13/19	AFC Divisional	L.A. Chargers	W	41-28
01/13/18	AFC Divisional	Tennessee	W	35-14
01/14/17	AFC Divisional	Houston	W	34-16
01/16/16	AFC Divisional	Kansas City	W	27-20
01/10/15	AFC Divisional	Baltimore	W	35-31
01/11/14	AFC Divisional	Indianapolis	W	43-22
01/13/13	AFC Divisional	Houston	W	41-28
01/14/12	AFC Divisional	Denver	W	45-10
01/16/11	AFC Divisional	N.Y. Jets	L	21-28
01/12/08	AFC Divisional	Jacksonville	W	31-20
01/14/07	AFC Divisional	at San Diego	W	24-21
01/14/06	AFC Divisional	at Denver	L	13-27
01/16/05	AFC Divisional	Indianapolis	W	20-3
01/10/04	AFC Divisional	Tennessee	W	17-14
01/19/02	AFC Divisional	Oakland	W	16-13 (OT)
01/03/98	AFC Divisional	at Pittsburgh	L	6-7
01/05/97	AFC Divisional	Pittsburgh	W	28-3
01/04/87	AFC Divisional	at Denver	L	17-22
01/05/86	AFC Divisional	at L.A. Raiders	W	27-20
12/31/78	AFC Divisional	Houston	L	14-31
12/18/76	AFC Divisional	at Oakland	L	21-24
12/28/63	AFC Divisional	at Buffalo	W	26-8

PATRIOTS IN THE AFC TITLE GAME

AFC CHAMPIONSHIP GAME RESULTS (11-4)

Date	Round	Opponent	W/L	Score
01/20/19	AFC Championship	at Kansas City	W	37-31 (OT)
01/21/18	AFC Championship	Jacksonville	W	24-20
01/22/17	AFC Championship	Pittsburgh	W	36-17
01/24/16	AFC Championship	at Denver	L	18-20
01/18/15	AFC Championship	Indianapolis	W	45-7
01/19/14	AFC Championship	at Denver	L	16-26
01/20/13	AFC Championship	Baltimore	L	13-28
01/22/12	AFC Championship	Baltimore	W	23-20
01/20/08	AFC Championship	San Diego	W	21-12
01/21/07	AFC Championship	at Indianapolis	L	34-38
01/23/05	AFC Championship	at Pittsburgh	W	41-27
01/18/04	AFC Championship	Indianapolis	W	24-14
01/27/02	AFC Championship	at Pittsburgh	W	24-17
01/12/97	AFC Championship	Jacksonville	W	20-6
01/12/86	AFC Championship	at Miami	W	31-14

PATRIOTS IN THE SUPER BOWL

SUPER BOWL RESULTS (6-5)

Date	Round	Opponent	W/L	Score
02/03/19	Super Bowl LIII	L.A. Rams	W	13-3
02/04/18	Super Bowl LII	Philadelphia	L	33-41
02/05/17	Super Bowl LI	Atlanta	W	34-28 (OT)
02/01/15	Super Bowl XLIX	Seattle	W	28-24
02/05/12	Super Bowl XLVI	N.Y. Giants	L	17-21
02/03/08	Super Bowl XLII	N.Y. Giants	L	14-17
02/06/05	Super Bowl XXXIX	Philadelphia	W	24-21
02/01/04	Super Bowl XXXVIII	Carolina	W	32-29
02/03/02	Super Bowl XXXVI	St. Louis	W	20-17
01/26/96	Super Bowl XXXI	Green Bay	L	21-35
01/26/86	Super Bowl XX	Chicago	L	10-46

WRAPPING IT UP

The Patriots clinched the division title for the 22nd time in their history in 2019. It was the 11th consecutive year that the Patriots won the division.

DIVISION-CLINCHING GAMES

Year	Date Clinched	Opponent	Score	Record	2nd Place
2019	12/21/19	BUF	24-17	12-4	BUF (10-6)
2018	12/23/18	BUF	24-12	11-5	MIA (7-9)
2017	12/17/17	at PIT	27-24	13-3	BUF (9-7)
2016	12/18/16	at DEN	16-3	14-2	MIA (10-6)
2015	12/13/15	at HOU	27-6	12-4	NYJ (10-6)
2014	12/14/14	MIA	41-13	12-4	BUF (9-7)
2013	12/15/13	at BAL	41-7	12-4	NYJ (8-8)
2012	12/02/12	at MIA	23-16	12-4	MIA (7-9)
2011	12/18/11	at DEN	41-23	13-3	NYJ (8-8)
2010	12/26/10	at BUF	34-3	14-2	NYJ (11-5)
2009	12/27/09	JAX	35-7	10-6	NYJ (9-7)
2007	11/25/07	PHI	31-28	16-0	BUF (7-9)
2006	12/24/06	at JAX	24-21	12-4	NYJ (10-6)
2005	12/17/05	TB	28-0	10-6	MIA (9-7)
2004	12/12/04	CIN	35-28	14-2	NYJ (10-6)
2003	12/07/03	MIA	12-0	14-2	MIA (10-6)
2001	01/06/02@	at CAR	38-6	11-5	MIA (11-5)
1997	12/22/97@	at MIA	14-12	10-6	MIA (9-7)
1996	12/15/96	at DAL	6-12	11-5	BUF (10-6)
1986	12/22/86@	at MIA	34-27	11-5	NYJ (10-6)
1978	12/10/78	BUF	26-24	11-5	MIA (11-5)
1963	12/28/63*	at BUF	26-8	7-6-1	BUF (7-6-1)

@Season Finale

*Division-deciding AFL playoff in Buffalo, N.Y.



PATRIOTS PLAYOFF NOTES

EIGHT STRAIGHT AFC CHAMP. GAMES

The Patriots advanced to the AFC Championship for the eighth straight season in 2018, the most consecutive conference title game appearances by any team in NFL history.

MOST CONSECUTIVE CONFERENCE CHAMPIONSHIP GAME APPEARANCES SINCE 1970 MERGER

Team	Years	Results
New England	(8) 2011-18 ... (5-3)	W, L, L, W, L, W, W, W
Oakland	(5) 1973-77	(1-4) L, L, L, W, L
Philadelphia	(4) 2001-04	(1-3) L, L, L, W
Buffalo	(4) 1990-93	(4-0) W, W, W, W
Dallas	(4) 1970-73	(2-2) W, W, L, L
Dallas	(4) 1992-95	(3-1) W, W, L, W
Kansas City	(3) 2018-20	(2-1) L, W, W
San Francisco	(3) 2011-13	(1-2) L, W, L
Dallas	(3) 1980-82	(0-3) L, L, L
Green Bay	(3) 1995-97	(2-1) L, W, W
Miami	(3) 1971-73	(3-0) W, W, W
Pittsburgh	(3) 1974-76	(2-1) W, W, L
San Francisco	(3) 1992-94	(1-2) L, L, W
San Francisco	(3) 1988-90	(2-1) W, W, L
St. Louis	(3) 1974-76	(0-3) L, L, L

PATRIOTS MOST BYES SINCE 2001

The Patriots secured a first round playoff bye in 2018 for the 13th time since 2001 — a feat unmatched by any team in the NFL in the last 18 years.

MOST PLAYOFF BYES SINCE 2001

Team	Playoff Byes
New England	13
Denver	5
Pittsburgh	5
Atlanta	4
Chicago	4
Philadelphia	4

MOST BYES SINCE 1990

The Patriots lead the NFL with 14 first-round byes since the current NFL playoff format was instituted in 1990. The Patriots earned a first-round bye for nine straight seasons from 2010-18, becoming the first team in NFL history to do so. Dallas and San Francisco earned four straight byes from 1992-95 and Denver had four straight from 2012-15.

MOST BYES SINCE 1990

Team	Playoff Byes
New England	14
Pittsburgh	9
San Francisco	9
Denver	8

TITLE TOWN

The Patriots extended their mark to 11 straight division titles in 2019. They joined the Atlanta Braves (14) as the only franchises from the NFL, NBA, MLB or NHL to win at least 10 straight division titles. The New York Yankees (1998-2006), Colorado Avalanche (1995-2003), LA Lakers (1982-90) and Boston Celtics (1957-65) are the teams from the other major four sports that have streaks of nine straight titles.

MOST CONSECUTIVE NFL DIVISION TITLES

Team	Division	Titles	Years
New England	AFC East	11	2009-19
L.A. Rams	NFC West	7	1973-79
Pittsburgh	AFC Central	6	1974-79
Minnesota	NFC Central	6	1973-78
Dallas	NFL Capitol/NFC East	6	1966-71
Cleveland	American/Eastern Conf.	6	1950-55
New England	AFC East	5	2003-07
Kansas City	AFC West	5	2016-20
Denver	AFC West	5	2011-15
Indianapolis	AFC South	5	2003-07
Dallas	NFC East	5	1992-96
San Francisco	NFC West	5	1986-90
Chicago	NFC Central	5	1984-88
Oakland	AFC West	5	1972-76

The Patriots won the AFC East for 11 straight seasons from 2009-19, besting the five straight the team won from 2003-07 for the longest streak in AFC East division history. The Patriots have also won 17 of the last 19 division crowns overall and 19 division titles in the 26 seasons since Robert Kraft bought the team in 1994.

MOST CONSECUTIVE AFC EAST TITLES

Team	Streak	Years
New England	11	2009-19
New England	5	2003-07
Buffalo	4	1988-91
Miami	4	1981, 83-85*
Miami	4	1971-74
Baltimore Colts	3	1975-77
Buffalo Bills	3	1964-66@

*Due to 1982 strike, the NFL played just a nine-game season and the standings were not divided into divisions that season.

@AFL

ALL-TIME SUPER BOWL BERTHS

The Patriots advanced to their 11th Super Bowl in the 2018 season, a total that is the most in NFL history.

MOST SUPER BOWL APPEARANCES

Team	Super Bowls
New England	11
Dallas	8
Denver	8
Pittsburgh	8
San Francisco	7
GB, NYG, OAK, WAS, MIA	5



PATRIOTS REFERENCE NOTES

CONSECUTIVE WINNING SEASONS

The Patriots have 34 seasons in which the team has finished above .500 since the 1970 merger, second only to the Pittsburgh Steelers with 37. New England also led the NFL with 19 consecutive winning seasons (2001-19).

MOST CONSECUTIVE SEASONS AT .500 OR BETTER

Team	Seasons	Consecutive Seasons
Dallas	1965-85	21
New England	2001-19	19
Cleveland	1957-73	17

STRONG IN THE SECOND HALF

Since 2001, the Patriots have done a remarkable job of finishing the season strong, compiling an NFL-best 117-38 (.755) record in games on or after Thanksgiving.

PATRIOTS BEFORE AND AFTER THANKSGIVING SINCE 2001

Season	Pre-Thanksgiving	Post-Thanksgiving	Overall
2001	5-5 (.500)	9-0 (1.000)	14-5*
2002	6-5 (.545)	3-2 (.600) [^]	9-7
2003	9-2 (.818)	8-0 (1.000)	17-2*
2004	9-1 (.900)	8-1 (.889)	17-2*
2005	6-4 (.600)	5-3 (.625)	11-7*
2006	7-3 (.700)	7-2 (.777)	14-5*
2007	10-0 (1.000)	8-1 (.889)	18-1*
2008	7-4 (.636)	4-1 (.800)	11-5
2009	7-3 (.700)	3-4 (.429)	10-7*
2010	8-2 (.800)	6-1 (.857) [^]	14-3*
2011	7-3 (.700)	8-1 (.889)	15-4*
2012	7-3 (.700)	6-2 (.750) [^]	13-5*
2013	8-3 (.727)	5-2 (.833)	13-5*
2014	9-2 (.818)	6-2 (.750)	15-4*
2015	10-0 (1.000)	3-5 (.375)	13-5*
2016	8-2 (.800)	9-0 (1.000)	17-2*
2017	8-2 (.800)	7-2 (.777)	15-4*
2018	7-3 (.700)	7-2 (.778)	14-5*
2019	10-1 (.909)	2-4 (.333)	12-5*
2020	4-6 (.400)	3-3 (.500)	7-9
2021	7-4 (.636)	2-0 (.1000)	???
Totals	159-58 (.733)	119-38 (.758)	269-92

*-Includes playoffs [^]Includes games played on Thanksgiving

BEST RECORDS ON OR AFTER THANKSGIVING SINCE 2001 (INCLUDING PLAYOFFS)

Team	W	L	T	Pct.
New England	119	38	0	.758
Pittsburgh	92	51	0	.643
Green Bay	92	52	0	.639
Baltimore	84	55	0	.604
Philadelphia	84	58	0	.592

FORCING THE ISSUE

The Patriots lead the NFL with a plus-238 turnover margin since 1994.

NFL TURNOVER MARGIN SINCE 1994

New England	+238
Kansas City	+156
Green Bay	+126

SHARP AT GILLETTE

The Patriots not only have the second-best home record at their home stadium in the NFL since 1970, but the club also owns three 20-game home win streaks in Gillette Stadium history: a 20-game regular season win streak from 2008-11 and two 21-game win streaks that includes the playoffs.

Gillette STADIUM

HIGHEST HOME WINNING PERCENTAGE SINCE 1970 (MINIMUM 25 GAMES)

Team	Stadium	W-L-T	Win Pct.
Miami	Orange Bowl	101-22-1	.819
New England	Gillette Stadium	129-30-0	.811
Minnesota	Metropolitan Stadium	64-23-1	.733
Pittsburgh	Heinz Field	120-45-2	.724
Pittsburgh	Three Rivers Stadium	169-67-0	.716
Baltimore	MT&T Bank Stadium	136-54-0	.716
Denver	Mile High Stadium	167-66-4	.715
Seattle	Lumen Field	108-50-0	.684

LONGEST HOME WINNING STREAK/PATRIOTS HISTORY (REGULAR SEASON ONLY)

Streak	First Win	Last Win
20	Dec. 21, 2008	Oct. 16, 2011
18	Oct. 22, 2017	Nov. 24, 2019
18	Dec. 29, 2002	Sept. 8, 2005
16	Dec. 30, 2012	Dec. 28, 2014
12	Nov. 26, 2006	Sept. 7, 2008
10	Sept. 18, 1976	Oct. 30, 1977

LONGEST HOME WINNING STREAK/NFL HISTORY (REGULAR SEASON)

Streak	Team
27	Miami (1971-74)
25	Green Bay (1995-98)
24	Denver (1996-98)
20	New England (2008-11)
20	Green Bay (1928-32)

LONGEST HOME WINNING STREAK/PATRIOTS HISTORY (REGULAR SEASON AND POSTSEASON)

Streak	First Win	Last Win
21	Oct. 22, 2017	Nov. 24, 2019
21	Dec. 29, 2002	Sept. 8, 2005

LONGEST HOME WINNING STREAK/NFL HISTORY (REGULAR SEASON AND POSTSEASON)

Streak	Team
31	Miami (1971-74)
29	Green Bay (1995-98)
21	New England (2017-19)
21	New England (2002-05)
20	Green Bay (1929-32)

TOP OFFENSE

The Patriots finished in the top-10 in offense for seven straight seasons (2007-13), third behind the San Francisco 49ers with 15 (1982-96) and the 11 straight by New Orleans (2006-16)



PATRIOTS REFERENCE NOTES

TOP-10 OFFENSE

Since the 1970 merger, the Patriots offense has finished with a top-10 ranking 23 times, including 13 times under Bill Belichick.

TOP-10 OFFENSE UNDER BILL BELICHICK

Year	Rank	Yards per Game
2018	5	393.4
2017	1	394.2
2016	4	386.3
2015	6	374.4
2013	7	384.5
2012	1	427.9
2011	2	428.0
2010	8	363.8
2009	3	397.3
2008	5	365.4
2007	1	411.3
2005	7	352.0
2004	7	411.3

BEND DON'T BREAK

The Patriots finished first in the NFL in total defense for the first time in team history in 2019 and first in points allowed for the third time in team history.

PATRIOTS DEFENSIVE RANKINGS SINCE 2000

Year	Avg. Points Allowed	Avg. Yds Allowed
2021	15.4 (1)	310.0 (3)
2020	22.1 (7)	353.8 (15)
2019	14.0 (1)	275.9 (1)
2018	20.3 (7)	359.1 (21)
2017	18.5 (5)	366.0 (29)
2016	15.6 (1)	326.4 (8)
2015	19.7 (10)	339.4 (9)
2014	19.5 (8)	344.1 (13)
2013	21.1 (10)	373.1 (26)
2012	20.7 (9t)	373.3 (25)
2011	21.4 (15)	411.1 (31)
2010	19.6 (8)	365.5 (25)
2009	17.8 (5)	320.2 (11)
2008	19.3 (8)	309.0 (10)
2007	17.1 (4)	288.3 (4)
2006	14.8 (2)	294.4 (6)
2005	21.1 (17)	330.2 (26)
2004	16.3 (2t)	310.6 (9)
2003	14.9 (1)	291.6 (7)
2002	21.6 (17)	336.1 (23)
2001	17.0 (6)	334.5 (24)
2000	21.1 (17)	334.6 (20)

IN A RUSH FOR THE END ZONE

Since 2003, the Patriots and Saints are the only teams to average at least one rushing touchdown per game. The Patriots have 330 rushing touchdowns in 301 games.

MOST RUSHING TOUCHDOWNS SINCE 2003 (REGULAR SEASON ONLY)

Team	Rush TDs since 2003
New England	330
New Orleans	302

HISTORIC SCORING CLIP

The Patriots had a historic scoring output over a three-game span in October and November 2014. New England tied a team record by scoring 40 or more points in three consecutive games from Oct. 26 to Nov. 16. The Patriots also scored 40 or more in three straight games in 2007. The Patriots have scored 40 or more points 70 times in team history, including 43 times since Bill Belichick became head coach in 2000, and 27 times since 2010.

MOST CONSECUTIVE GAMES WITH 40+ POINTS IN PATRIOTS HISTORY

Gm	Year	Game 1	Game 2	Game 3
3	2014	10/26/14 (51-23 v. CHI)	11/02/14 (43-21 v. DEN)	11/16/14 (42-20 @ IND)
3	2007	10/14/07 (48-27 @ DAL)	10/21/07 (49-28 @ MIA)	10/28/07 (52-7 v. WAS)
2	1962	09/21/62 (41-16 v. DEN)	10/06/62 (43-14 @ NYT)	
2	2002	09/15/02 (44-7 @ NYJ)	09/22/02 (41-38 v. KC)	
2	2008	12/14/08 (49-26 @ OAK)	12/21/08 (47-7 v. ARZ)	
2	2010	11/25/10 (45-24 @ DET)	12/06/10 (45-3 v. NYJ)	
2	2012	11/18/12 (59-24 v. IND)	11/22/12 (49-19 @ NYJ)	
2	2015	09/20/15 (40-32 @ BUF)	09/27/15 (51-17 vs. JACK)	

SCORING FLURRY

The Patriots scored three touchdowns in a 57-second span during the final two minutes of the first half against Chicago on Oct. 26, 2014, turning a 17-7 lead into a 38-7 cushion. It was the fastest three-touchdown flurry in the NFL since the Patriots had three touchdowns in 52 seconds against the New York Jets on Nov. 22, 2012. The Patriots are one of three teams to score three touchdowns in under a minute since the 1970 merger, and are the only team to have achieved the feat twice.

NFL TEAMS TO SCORE THREE TDS IN LESS THAN ONE MINUTE

Team	Opponent	Date
New England	Chicago	10/26/14
New England	N.Y. Jets	11/22/12
Seattle	Minnesota	09/29/02
Atlanta	Carolina	10/04/98

HOW THE PATRIOTS SCORED THREE TOUCHDOWNS IN 57 SECONDS:

- Rob Gronkowski caught a 2-yard touchdown pass from Tom Brady with 1:57 left in the first half to make the score 24-7 and cap off a 10-play, 80-yard drive.
- After the Patriots defense forced a three-and-out, a 42-yard Julian Edelman punt return gave New England possession at the Chicago 9-yard line, and Brady found Brandon LaFell for a 9-yard touchdown on the next play to give the Patriots a 31-7 lead with 1:07 left in the first half.
- On the Bears first play following the LaFell touchdown, Zach Moore forced a Jay Cutler fumble that was recovered by Rob Ninkovich and returned for a 15-yard touchdown that gave the Patriots a 38-7 Patriots lead with 55 seconds left in the first half.

COMEBACKS FOR THE AGES

The Patriots have staged two historic come-from-behind victories over the past several seasons:

Belichick coached the Patriots back from a 25-point deficit to win Super Bowl LI. A comeback of that magnitude is extremely rare. There had been 2,656 games in which a team led by 25 points or more in NFL history, including the postseason. Teams leading by 25 had recorded 2,647 wins, seven losses and two ties, a winning percentage of .997.

New England came back from a 24-point deficit to defeat the Broncos, 34-31, in overtime in a Sunday Night Football matchup on Nov. 24, 2013, marking the largest regular season comeback win in team history, after trailing 24-0 at halftime.

New England's previous best comeback win was from a 23-0 deficit to win, 38-23, vs. Seattle (09/16/84). The Patriots also came back from 22 points down to win at the New York Giants, 23-22 (12/21/96). The Patriots have come from 21 points down to win four times, most recently vs. Buffalo (01/01/12).



PATRIOTS FOOTBALL NETWORK

The Patriots Football Network (PFN) is the full portfolio of media offerings from the six-time Super Bowl Champion New England Patriots. PFN provides Patriots content produced both in-house and with media partners spanning print, television, radio and the Internet.

PATRIOTS ALL ACCESS

The Emmy Award-winning "Patriots All-Access" airs weekly throughout the season on WBZ-TV Channel 4 in Boston and regional affiliates in Hartford, Providence, Springfield, Burlington, Portland and Bangor. "Patriots All-Access" features exclusive behind-the-scenes access and in-depth weekly features on Patriots players and personnel. Hosted by WBZ's Steve Burton, the show features weekly sit-downs with Bill Belichick including the popular "Belestrator" segment where the coach breaks down upcoming opponents with Scott Zolak.

"Patriots All-Access" airs Fridays from 7-8 p.m. on **WBZ-TV** and Sunday from 9-10 a.m. on **myTV38** in Boston. **Check local listings for airtime.**

PATRIOTS THIS WEEK

Insider information. Passionate debate. Timely analysis. That's what "Patriots This Week" delivers. The show, hosted by Bob Socci with former Patriots Scott Zolak and Levin Reid, is a fast-paced, half-hour of football talk. From breaking down the previous contest to game planning the next opponent, there's no better way to get ready for football than "Patriots This Week" — every Friday night at 10:30 p.m. on NBC Sports Boston.

PATRIOTS.COM

NEWS

Patriots.com features daily updates and exclusive content from the writers of Patriots Football Weekly, offering everything from breaking news to player features and the popular "Unfiltered Q&A" postings.

VIDEO

The Patriots offer video ready for any device with a screen. Live video includes every Bill Belichick and player press conference, the Dunkin' pregame and postgame shows and other events such as special episodes of Patriots All-Access and the Patriots Hall of Fame induction ceremony. On demand video ranges from daily news updates, special features, player interviews, game highlights and Patriots Cheerleaders. Video offerings also include exclusive content such as postgame locker room celebrations and "Belichick Breakdowns" where coach gives his unique insight into opponents and plays.

AUDIO

Live, original radio shows and on demand podcasts produced from the studios at Gillette Stadium are available on Patriots.com, the Patriots app, TuneIn Radio, iTunes and other podcast platforms. The line-up includes "Patriots Unfiltered," the team's flagship show featuring the writers from Patriots.com and "Patriots Playbook" with John Rooke. Also, "Pats from the Past" has Patriots Hall of Fame Executive Director Bryan Morry and Matt Smith, Patriots Executive Producer, sitting down for extended conversations with former Patriots. Morry and Smith's combined 40 years of experience with the team makes for great interviews with fan favorites over the decades.

Additional audio content includes every press conference and conference call, player interviews, Training Camp-cast, Patriots Roster Report, Patriots Prospect Reports and special live NFL Draft shows. Wherever there's a speaker, there's Patriots audio, anytime, anywhere. Check Patriots.com for in-season and out-of-season schedules.

PHOTOS

The Patriots in-house photographers produce the largest selection of Patriots game action and behind-the-scenes photos in the world. Hundreds of player and cheerleader galleries will keep you clicking!

PATRIOTS SOCIAL MEDIA

The Patriots social media channels bring the fans closer to the team with unmatched behind-the-scenes access. From press releases and roster transactions to action photos and exclusive videos, the Patriots social media accounts are a must follow for all Patriots fans. The Patriots are active on multiple platforms, providing on-field statistics and milestones, off-the-field lifestyle content as well as information, news and updates. Follow the team's official accounts: Facebook (NewEnglandPatriots), Twitter (@patriots), Instagram (@patriots), Snapchat ('patriots'), YouTube (patriots), Google+ (+patriots) Pinterest (patriots) and TikTok (patriots).

PATRIOTS MONDAY ON WEEI

WEEI Sports Radio broadcasts Patriots Monday each week, offering fans unique insight and analysis from Bill Belichick and Patriots players. WEEI will broadcast Patriots Monday each week, kicking off with "The Greg Hill Show" at 6 a.m., followed by Andy Gresh and Rich Keefe at 10 a.m. and Lou Merloni and Christian Fauria from 2 to 6 p.m.

PATRIOTS FRIDAY ON WEEI

WEEI also broadcasts Patriots Friday each week, offering fans a look ahead at the weekend's game, match ups and rivalries. Various Patriots players will be featured on air. WEEI will broadcast Patriots Fridays each week throughout the season with.

98.5 THE SPORTS HUB PATRIOTS RADIO NETWORK



FLAGSHIP STATION OF THE NEW ENGLAND PATRIOTS

98.5 The Sports Hub is the Patriots flagship station, broadcasting every Patriots game across its radio network and featuring broadcasting duo Bob Socci and Scott Zolak. Three hours prior to kickoff, during halftime and after the game, Marc Bertrand and Chris Gasper will be serving up all the timely news and notes, while Jim Murray will join Bertrand for the postgame news, including live sound from the postgame press conferences.

FLAGSHIP STATION

WBZ-FM Boston 98.5 FM

MASSACHUSETTS

WBZ-FM	Boston	98.5 FM
WAQY	Springfield	102.1 FM
WBEC	Pittsfield	1420 AM
WPKZ	Fitchburg	1280 AM/105.3 FM
WNAW	North Adams	1230 AM
WBSM	New Bedford	1420 AM
WPVQ	Greenfield	95.3 FM
WSAR	Fall River	1480 AM
WWFX	Worcester	100.1 FM
WXTK	Hyannis	95.1 FM
WMRC	Milford	103.1 FM/1490 AM
WBOQ	Gloucester	104.9 FM

MAINE

WBLM	Portland	102.9 FM
WEBB	Augusta	98.5 FM
WWMJ	Bangor	92.9 FM
WOZI	Presque Isle	101.9 FM

CONNECTICUT

WTIC	Hartford	1080 AM
WINY	Putnam	1350 AM
WGCH	Greenwich	1490AM/105.5FM

NEW HAMPSHIRE

WFNQ	Nashua	106.3 FM
WPKQ	North Conway	103.7 FM
WSAK	Hampton	102.1 FM
WSHK	Portsmouth/Dover	105.3 FM
WNNH	Concord	99.1 FM
WLNH	Laconia	98.3 FM
WINQ	Keene	98.7 FM
WTSV	Claremont	94.3, 94.5 FM/ 1230 AM

VERMONT

WCPV	Burlington	101.3 FM
WDEV	Waterbury	550 AM/96.1 FM
WLVB	Morrisville	93.9 FM
WDVT	Rutland	94.5 FM
WINQ	Brattleboro	1490 AM

RHODE ISLAND

WPRO	Providence	630 AM
WEAN	Providence	99.7 FM

NEW YORK

WHTK	Rochester	1280 AM
------	-----------	---------



WINNINGEST PRO SPORTS TEAMS SINCE 1994

PATRIOTS ARE WINNINGEST PRO SPORTS FRANCHISE SINCE 1994

Since the 1994 season, the Patriots have won 69.0 percent of their regular season games (307-138), which is the highest winning percentage in major American professional sports over that period. Since 1994, there have been 145 franchises that have fielded teams in the five major American sports leagues (NFL, MLB, NBA, NHL and MLS) and completed more than two full seasons of competition.

HIGHEST WINNING PERCENTAGE IN MAJOR AMERICAN PROFESSIONAL SPORTS, 1994-PRESENT

(Regular Season – Includes National Football League, Major League Baseball, National Basketball Association, National Hockey League and Major League Soccer)

Records updated through games completed on December 6, 2021

Rk.	Records since 1994	Lg.	W	L	T/OTL	PCT.
1	New England Patriots	NFL	307	138	0	0.690
2	San Antonio Spurs	NBA	1443	725	0	0.666
3	Green Bay Packers	NFL	284	158	2	0.642
4	Pittsburgh Steelers	NFL	280	161	3	0.634
5	Vegas Golden Knights	NHL	187	104	24	0.632
6	Detroit Red Wings	NHL	1107	658	287	0.609
7	Los Angeles FC	MLS	58	34	32	0.597
8	Seattle Sounders FC	MLS	199	124	99	0.589
9	Utah Jazz	NBA	1274	895	0	0.587
10	New York Yankees	MLB	2560	1803	0	0.587
11	Indianapolis Colts	NFL	260	185	0	0.584
12	Dallas Stars	NHL	1055	716	276	0.583
13	Boston Bruins	NHL	1040	707	300	0.581
14	Pittsburgh Penguins	NHL	1064	740	242	0.579
15	St. Louis Blues	NHL	1048	725	279	0.579
16	Washington Capitals	NHL	1053	731	262	0.579
17	Philadelphia Flyers	NHL	1020	709	306	0.576
18	Los Angeles Lakers	NBA	1248	921	0	0.575
19	Colorado Avalanche/Quebec Nordiques	NHL	1050	748	250	0.574
20	Atlanta United FC	MLS	73	50	36	0.572
21	New Jersey Devils	NHL	1031	736	281	0.572
22	Denver Broncos	NFL	253	191	0	0.570
23	Baltimore Ravens	NFL	233	178	1	0.567
24	New York City FC	MLS	101	71	55	0.566
25	Oklahoma City/Seattle Thunder	NBA	1224	945	0	0.564
26	Miami Heat	NBA	1219	943	0	0.564
27	Houston Rockets	NBA	1220	949	0	0.562
28	San Jose Sharks	NHL	1022	767	266	0.562
29	Nashville Predators	NHL	865	656	224	0.560
30	Kansas City Chiefs	NFL	248	196	0	0.559
31	Atlanta Braves	MLB	2422	1942	0	0.555
32	Minnesota Wild	NHL	776	605	210	0.554
33	Indiana Pacers	NBA	1200	972	0	0.552
34	Seattle Seahawks	NFL	244	199	1	0.551
35	Los Angeles Dodgers	MLB	2404	1964	0	0.550
36	Boston Red Sox	MLB	2397	1971	0	0.549
37	Dallas Mavericks	NBA	1191	980	0	0.549
38	Los Angeles Galaxy	MLS	363	285	172	0.548
39	Philadelphia Eagles	NFL	241	201	2	0.545
40	Portland Trail Blazers	NBA	1181	992	0	0.543
41	Anaheim Ducks	NHL	970	795	287	0.543
42	St. Louis Cardinals	MLB	2366	1997	0	0.542
43	New York Rangers	NHL	984	815	250	0.541
44	Dallas Cowboys	NFL	240	204	0	0.541
45	Toronto Maple Leafs	NHL	973	814	265	0.539
46	Chicago Blackhawks	NHL	955	799	282	0.538
47	Minnesota Vikings	NFL	238	204	14	0.537
48	Vancouver Canucks	NHL	963	811	270	0.537
49	Montreal Canadiens	NHL	958	817	278	0.534
50	Cleveland Indians	MLB	2323	2040	0	0.532

NOTES: This analysis uses NFL rules when calculating winning percentage, counting ties as a half-win and a half-loss. For NHL teams, overtime losses (OTL) and ties from 2001-2004 (the NHL abolished ties in 2005-2006 and instituted a shootout system) are counted as ties when calculating winning percentage.

**The Miami Fusion were contracted following the 2001 MLS season.*

HIGHEST WINNING PERCENTAGE AMONG BOSTON-AREA MAJOR PROFESSIONAL SPORTS TEAMS, 1994-PRESENT

(Rankings listed below are each team's overall ranking among the 145 major American pro sports teams that have completed more than two full seasons of competition)

Records updated through games completed on December 6, 2021

Rank	Team	Lg.	W	L	T/OTL	Pct.
1	New England Patriots	NFL	307	138	0	0.690
13	Boston Bruins	NHL	1040	707	300	0.581
37	Boston Red Sox	MLB	2397	1971	0	0.549
63	Boston Celtics	NBA	1121	1048	0	0.517
96	New England Revolution	MLS	314	332	176	0.489