




HOUSTON  
**TEXANS**



**HOUSTON TEXANS vs. NEW ENGLAND PATRIOTS**

**SUNDAY, NOVEMBER 22, 2020 | NRG STADIUM**

**WEEK 11**





**WEEK 11**

**#NEvsHOU**



## Houston Texans (2-7) vs. New England Patriots (4-5)

Sunday, November 22, 2020 • 12 p.m. CT

NRG Stadium • Houston, Texas



**CBS**  
(KHOU, Ch. 11)

Andrew Catalon  
James Lofton  
AJ Ross

Play-By-Play  
Color Analyst  
Sideline



**SportsRadio610**  
(610 AM, 100.3 FM)

Marc Vandermeer  
Andre Ware  
John Harris

Play-By-Play  
Color Analyst  
Sideline



**Mega 101 FM**  
(101.1 FM)

Enrique Vasquez  
Gustavo Rangel

Play-By-Play  
Color Analyst

### TABLE OF CONTENTS

Broadcast Information / 2020 Schedule.....	2
Media Information .....	3
Week 11 Schedule .....	4
2020 Texans Offensive Statistics .....	5
2020 Texans Defensive & Special Teams Statistics.....	6
What To Look For This Week .....	7
Team Notes .....	8-10
Deshaun Watson .....	11-13
J.J. Watt Notes .....	14-17
Offensive Player Notes .....	18-20
Defensive Player Notes.....	21-22
Special Teams Notes.....	23
From The Head Coach (Nov. 16) .....	24-25
Texans-Patriots Matchup Information .....	26-27
The Head Coaches .....	28
The Last Time They Met .....	29
Texans-Patriots Connections .....	30-31
Player Quick Notes .....	32-36
2020 NFL Standings .....	37
2020 Texans Transactions .....	38-39
How The 2020 Texans Were Built .....	40
Texans Roster By Position .....	41
2020 Texans Starters.....	42
2020 Texans Participation.....	43
2020 Texans Inactives & Captains.....	44
Texans Unofficial Depth Chart.....	45
Texans Alpha & Numeric Roster.....	46-47
Misc Stats .....	48-71
Game Summaries .....	72-122
Player Bios.....	123-298
Texans Records .....	278-353

### 2020 TEXANS SCHEDULE

Wk	Day, Date	Opponent	TV/Result	Time/Score
1	Thurs., Sept. 10	at Kansas City Chiefs	L	34-20
2	Sun., Sept. 20	<b>BALTIMORE RAVENS</b>	L	<b>33-16</b>
3	Sun., Sept. 27	at Pittsburgh Steelers	L	28-21
4	Sun., Oct. 4	<b>MINNESOTA VIKINGS</b>	L	<b>31-23</b>
5	Sun., Oct. 11	<b>JACKSONVILLE JAGUARS</b>	W	<b>30-14</b>
6	Sun., Oct. 18	at Tennessee Titans	L (OT)	42-36
7	Sun., Oct. 25	<b>GREEN BAY PACKERS</b>	L	<b>35-20</b>
		BYE WEEK		
9	Sun., Nov. 8	at Jacksonville Jaguars	W	27-25
10	Sun., Nov. 15	at Cleveland Browns	L	10-7
11	Sun., Nov. 22	<b>NEW ENGLAND PATRIOTS</b>	<b>CBS</b>	<b>Noon</b>
12	Thurs., Nov. 26	at Detroit Lions (Thanksgiving)	CBS	11:30 a.m.
13	Sun., Dec. 6	<b>INDIANAPOLIS COLTS</b>	<b>CBS</b>	<b>Noon</b>
14	Sun., Dec. 13	at Chicago Bears	CBS	Noon
15	TBD, Dec. 19/20	at Indianapolis Colts	TBD	TBD
16	Sun., Dec. 27	<b>CINCINNATI BENGALS</b>	<b>CBS</b>	<b>Noon</b>
17	Sun., Jan. 3	<b>TENNESSEE TITANS</b>	<b>CBS</b>	<b>Noon</b>



## MEDIA INFORMATION

### HOUSTON TEXANS ON NFL OMG

The Texans media website is [www.NFLOMG.com](http://www.NFLOMG.com). Please follow the link and click on the Texans logo to access the team's page.

For customized access to the NFL OMG site, please utilize your email address as your username and "TexansMedia" as your password. If you have any issues accessing the site, please contact **Omar Majzoub** at [omar.majzoub@houstontexans.com](mailto:omar.majzoub@houstontexans.com) or (832) 667-2241 and **Nathan Edwards** at [nathan.edwards@houstontexans.com](mailto:nathan.edwards@houstontexans.com) or (832) 667-2282. For generic access, please utilize the username "HoustonTexans" and password "TexansMedia".

The Texans' interactive site will contain the complete 2020 Media Guide, all weekly game releases, player bios and rosters, Texans staff information and bios, weekly flip cards, a game tracker, all Texans team and individual records and statistics, Texans historical information, daily press releases and transcripts and much more.

The game releases and media guide are updated weekly during the season and available in a PDF format. Team notes, player bios, team and individual records, miscellaneous stats and game summaries are updated following each game and posted on the site. On gamedays, the site will host live statistics, updated player notes, postgame quotes and more. It is an easy-to-use, one-stop shop for all media needs and information regarding the Texans.

### NFLOMG.COM

Username: (your email address)

Password: TexansMedia

### HOUSTONTEXANS.COM

Fans can access coverage on [www.HoustonTexans.com](http://www.HoustonTexans.com) throughout the season on Texans TV. The Texans stream live video of press conferences as well as game highlights, interviews, in-depth team features, community recaps, NFL Network footage and much more.

### HOUSTON TEXANS FTP FOOTAGE

The Texans regularly distribute press conference footage and b-roll packages via Dropbox. If you would like to be added to the distribution list, members of which receive emails when new content is uploaded, please contact **Nathan Edwards** at [nathan.edwards@houstontexans.com](mailto:nathan.edwards@houstontexans.com).

### TRANSCRIPTS

The Texans communications staff sends out transcripts of press conferences, open locker room interviews and postgame interviews throughout the season. To be added to the Texans email list, please contact **Nathan Edwards** at [nathan.edwards@houstontexans.com](mailto:nathan.edwards@houstontexans.com). All transcripts will also be posted on the Houston Texans NFL OMG website at [www.NFLOMG.com](http://www.NFLOMG.com).

### TEXANS PR ON TWITTER

For up-to-the-second news, press releases, transcripts, game information, bios, notes and a variety of other information on the Houston Texans, follow the Texans PR Department on Twitter: [@TexansPR](https://twitter.com/TexansPR).

## HOUSTON TEXANS COMMUNICATIONS STAFF



**Allie LeClair**  
Senior Corporate  
Communications Manager



**Omar Majzoub**  
Senior Communications  
Manager



**Nathan Edwards**  
Communications  
Manager



**Will Glenn**  
Communications Intern



**Hailey Herrick**  
Corporate Communications  
Intern

### CONTACTING THE TEXANS COMMUNICATIONS STAFF

Staff Member	Email	Office Phone
Allie LeClair	<a href="mailto:allie.leclair@houstontexans.com">allie.leclair@houstontexans.com</a>	832-667-2050
Omar Majzoub	<a href="mailto:omar.majzoub@houstontexans.com">omar.majzoub@houstontexans.com</a>	832-667-2241
Nathan Edwards	<a href="mailto:nathan.edwards@houstontexans.com">nathan.edwards@houstontexans.com</a>	832-667-2282
Will Glenn	<a href="mailto:will.glenn@houstontexans.com">will.glenn@houstontexans.com</a>	832-667-2037
Hailey Herrick	<a href="mailto:hailey.herrick@houstontexans.com">hailey.herrick@houstontexans.com</a>	832-667-2035



# WEEK 11 SCHEDULE



## NFL SCHEDULE

### THURSDAY, NOVEMBER 19

7:20 p.m. Arizona Cardinals at Seattle Seahawks

### SUNDAY, NOVEMBER 22

12 p.m. New England Patriots at Houston Texans  
 12 p.m. Philadelphia Eagles at Cleveland Browns  
 12 p.m. Atlanta Falcons at New Orleans Saints  
 12 p.m. Cincinnati Bengals at Washington Football Team  
 12 p.m. Detroit Lions at Carolina Panthers  
 12 p.m. Pittsburgh Steelers at Jacksonville Jaguars  
 12 p.m. Tennessee Titans at Baltimore Ravens  
 3:05 p.m. Miami Dolphins at Denver Broncos  
 3:05 p.m. New York Jets at Los Angeles Chargers  
 3:25 p.m. Green Bay Packers at Indianapolis Colts  
 3:25 p.m. Dallas Cowboys at Minnesota Vikings  
 7:20 p.m. Kansas City Chiefs at Las Vegas Raiders

### MONDAY, NOVEMBER 23

7:15 p.m. Los Angeles Rams at Tampa Bay Buccaneers

**BYE:** San Francisco 49ers, New York Giants, Chicago Bears, Buffalo Bills

All times CT.

## INTERVIEWS & AVAILABILITIES

In-person interviews and interactions with players are prohibited per the NFL and NFLPA's guidelines. Media access to club personnel, including players, coaches and staff, will be held via Zoom until further notice. The Texans communications staff will work with local media to determine which players and coaches will be made available to the media following each practice and send each day's media availability schedule via email.

Participants can access the Zoom press conferences up to 15 minutes in advance of the scheduled start time to test audio and video, but we ask that you please fill in your first and last name before entering the meeting and have your camera on when asking questions.

All interview requests for Houston Texans executives, coaches and players should go through the Texans communications department. Please give at least 48 hours for your request.

## MEDIA AVAILABILITY SCHEDULE

### WEDNESDAY, NOVEMBER 18

8:45 a.m. Opportunity for media to test Zoom audio and video  
 9 a.m. Interim Head Coach **Romeo Crennel** Media Availability on Zoom  
 1:30 p.m. Opportunity for media to test Zoom audio and video  
 1:45 p.m. QB **Deshaun Watson**, DE **J.J. Watt** and LS **Jon Weeks** Media Availability on Zoom

### THURSDAY, NOVEMBER 19

1:30 p.m. Opportunity for media to test Zoom audio and video  
 1:45 p.m. WR **Randall Cobb** and ILB **Zach Cunningham** Media Availability on Zoom  
 1:45 p.m. Off. Coord. / QBs Coach **Tim Kelly** and Def. Coord. / D-Line Coach **Anthony Weaver** Media Availability

### FRIDAY, NOVEMBER 20

8:45 a.m. Opportunity for media to test Zoom audio and video  
 9 a.m. Interim Head Coach **Romeo Crennel** Media Availability on Zoom  
 12:30 p.m. Opportunity for media to test Zoom audio and video  
 12:45 p.m. WR **Will Fuller V** and OLB **Jonathan Greenard** Media Availability on Zoom

### SATURDAY, NOVEMBER 21

Off Day No Availability

### SUNDAY, NOVEMBER 22

12 p.m. Houston Texans vs. New England Patriots (NRG Stadium)  
 Postgame Interim Head Coach **Romeo Crennel** and **Texans Players** Media Availability on Zoom


All times CT.

## ROOTES WRITES 'THE WINNING GAME PLAN'

Houston Texans Team President **Jamey Rootes'** "The Winning Game Plan: A Proven Leadership Playbook for Continuous Business Success," hit bookshelves on Tuesday, November 10.

In his first book, Rootes outlines a world-class approach to leading a business to exceptional and sustained success through principles he and his team have implemented for more than 20 years.

All proceeds from the sales of the book will benefit the Houston Texans Foundation. Books can be purchased on Amazon as well as at the Houston Texans Team Shop.





# 2020 TEXANS OFFENSIVE STATISTICS

HOUSTON TEXANS / REGULAR SEASON WEEK 10 / THROUGH SUNDAY, NOVEMBER 15, 2020

WON 2, LOST 7					BILL O'BRIEN (4 GAMES) / ROMEO CRENNEL (5 GAMES)
09/10	L	20-34	at Kansas City		15,895
09/20	L	16-33	Baltimore		
09/27	L	21-28	at Pittsburgh		
10/04	L	23-31	Minnesota	12,102	
10/11	W	30-14	Jacksonville	12,413	
10/18	L	36-42 (OT)	at Tennessee	10,166	
10/25	L	20-35	Green Bay	12,618	
11/08	W	27-25	at Jacksonville	15,668	
11/15	L	7-10	at Cleveland	10,613	

2020 TEAM STATISTICS			HOU	OPP.
<b>FIRST DOWNS</b>				
			<b>176</b>	<b>217</b>
Rushing			48	84
Passing			117	119
Penalty			11	14
Third Down-Made/Att			46/110	58/121
Third Down Efficiency			41.8%	47.9%
Fourth Down-Made/Att			6/10	7/11
Fourth Down Efficiency			60.0%	63.6%
<b>TOTAL NET YARDS</b>				
			<b>3,190</b>	<b>3,682</b>
Avg. Per Game			354.4	409.1
Total Plays			529	606
Avg. Per Play			6.0	6.1
<b>NET YARDS RUSHING</b>				
			<b>791</b>	<b>1,507</b>
Avg. Per Game			87.9	167.4
Total Rushes			201	291
Avg. Per Rush			3.9	5.2
<b>NET YARDS PASSING</b>				
			<b>2,399</b>	<b>2,175</b>
Avg. Per Game			266.6	241.7
Sacked/Yards Lost			26/140	19/123
Gross Yards			2,539	2,298
Attempts/Completions			302/205	296/203
Pct. of Completion			67.9%	68.6%
Had Intercepted			5	2
<b>PUNTS/AVERAGE</b>				
			<b>34/47.6</b>	<b>30/46.2</b>
Net Punting Average			42.4	40.5
<b>PUNT RETURN/AVG.</b>				
			<b>13/8.5</b>	<b>12/6.6</b>
<b>KICKOFF RETURN/AVG.</b>				
			<b>14/20.6</b>	<b>20/21.2</b>
<b>INTERCEPTION RETURN/AVG.</b>				
			<b>2/0.0</b>	<b>5/20.8</b>
<b>PENALTIES/YARDS</b>				
			<b>39/316</b>	<b>36/365</b>
<b>FUMBLES/BALL LOST</b>				
			<b>9/4</b>	<b>6/3</b>
<b>TOUCHDOWNS</b>				
			<b>23</b>	<b>31</b>
Rushing			5	12
Passing			18	18
Returns			0	1
<b>EXTRA POINTS/ATTEMPTS</b>				
			<b>20/21</b>	<b>26/27</b>
<b>TWO POINT CONVERSION/ATT.</b>				
			<b>0/2</b>	<b>2/3</b>
<b>FIELD GOALS/ATTEMPTS</b>				
			<b>14/17</b>	<b>12/17</b>
<b>AVG. TIME OF POSSESSION</b>				
			<b>26:44</b>	<b>33:16</b>

SCORE BY PERIODS	Q1	Q2	Q3	Q4	OT	PTS
Texans	24	60	40	76	0	200
OPPONENTS	44	95	30	77	6	252

SCORING	TD	RU	PA	RT	K-PAT	FG	2PT	S	PTS
K. Fairbairn	0	0	0	0	20/21	14/17	0	0	62
W. Fuller V	6	0	6	0	0/0	0/0	0	0	36
D. Johnson	4	3	1	0	0/0	0/0	0	0	24
B. Cooks	3	0	3	0	0/0	0/0	0	0	18
D. Fells	3	0	3	0	0/0	0/0	0	0	18
R. Cobb	2	0	2	0	0/0	0/0	0	0	12
J. Akins	1	0	1	0	0/0	0/0	0	0	6
P. Brown	1	0	1	0	0/0	0/0	0	0	6
D. Johnson	1	1	0	0	0/0	0/0	0	0	6
K. Stills	1	0	1	0	0/0	0/0	0	0	6
D. Watson	1	1	0	0	0/0	0/0	0	0	6
TEXANS	23	5	18	0	20/21	14/17	0	0	200
OPPONENTS	31	12	18	1	26/27	12/17	2	0	252

**SACKS:** J. Watt 4.0, W. Mercilus 3.0, Z. Cunningham 3.0, J. Martin 2.0, C. Omenihu 2.0, C. Liugert 1.0, T. Adams 1.0, C. Watkins 1.0, P. Hall 1.0, **TM** 18.0, **OPP** 26.0 **FUM/LOST:** D. Watson 3/0, D. Johnson 2/1, K. Coulee 1/1, D. Carter 1/1, D. Johnson 1/1, W. Mercilus 1/0, **TM** 9/4, **OPP** 6/3

PASSING	ATT	CMP	YDS	CMP%	YDS/ATT	TD	TD%	INT	INT%	LONG	SACK/	LOST	RATING
D. Watson	301	205	2,539	68.1	8.4	18	6.0	5	1.7	77t	26/	140	107.0
R. Cobb	1	0	0	0.0	0.0	0	0.0	0	0.0	0	0/	0	39.6
TEXANS	302	205	2,539	67.9	8.4	18	6.0	5	1.7	77t	26/	140	106.7
OPPONENTS	296	203	2,298	68.6	7.8	18	6.1	2	0.7	73t	19/	123	109.0

RUSHING	NO.	YDS	AVG	LONG	TD
D. Johnson	103	408	4.0	29	3
D. Watson	48	233	4.9	16	1
D. Johnson	48	149	3.1	23	1
C. Proise	1	1	1.0	1	0
W. Fuller V	1	0	0.0	0	0
TEXANS	201	791	3.9	29	5
OPPONENTS	291	1,507	5.2	94t	12

RECEIVING	TAR	NO.	YDS	AVG	LONG	TD
W. Fuller V	60	41	628	15.3	77t	6
B. Cooks	68	43	549	12.8	57t	3
R. Cobb	46	36	434	12.1	34	2
D. Fells	23	17	246	14.5	44t	3
J. Akins	20	17	192	11.3	26	1
D. Johnson	25	16	161	10.1	20	1
K. Stills	19	11	144	13.1	24t	1
D. Johnson	18	14	109	7.8	30	0
P. Brown	6	5	53	10.6	22	1
K. Coulee	2	2	11	5.5	6	0
D. Carter	2	1	8	8.0	8	0
C. Gillaspia	1	1	6	6.0	6	0
C. Proise	1	1	-2	-2.0	-2	0
TEXANS	291	205	2,539	12.4	77t	18
OPPONENTS	287	203	2,298	11.3	73t	18

INTERCEPTIONS	NO.	YDS	AVG	LONG	TD
B. Roby	1	0	0.0	0	0
V. Hargreaves III	1	0	0.0	0	0
TEXANS	2	0	0.0	0	0
OPPONENTS	5	104	20.8	48	0

FUMBLES	FUM	LST	FF	REC	TD
K. Coulee	1	1	0	0	0
D. Carter	1	1	0	0	0
D. Johnson	2	1	0	1	0
D. Johnson	1	1	0	1	0
T. Adams	0	0	0	1	0
W. Mercilus	1	0	0	0	0
D. Watson	3	0	0	2	0
TEXANS	9	4	0	5	0
OPPONENTS	6	3	0	0	0

PUNTING	NO.	YDS	AVG	NET	TB	IN	LG	B
B. Anger	33	1,593	48.3	42.8	5	12	67	0
K. Fairbairn	1	26	26.0	26.0	0	1	26	0
TEXANS	34	1,619	47.6	42.4	5	13	67	0
OPPONENTS	30	1,385	46.2	40.5	1	12	62	1

PUNT RETURNS	RET	FC	YDS	AVG	LONG	TD
D. Carter	11	4	96	8.7	19	0
W. Fuller V	2	0	14	7.0	13	0
TEXANS	13	4	110	8.5	19	0
OPPONENTS	12	11	79	6.6	16	0

KICKOFF RETURNS	NO.	YDS	AVG	LONG	TD
D. Carter	12	250	20.8	29	0
C. Proise	2	39	19.5	24	0
TEXANS	14	289	20.6	29	0
OPPONENTS	20	424	21.2	40	0

FIELD GOALS	1-19	20-29	30-39	40-49	50+
K. Fairbairn	0/0	3/3	6/6	3/5	2/3
TEXANS	0/0	3/3	6/6	3/5	2/3
OPPONENTS	1/1	3/5	5/6	2/3	1/2

K. Fairbairn: (51WR) (44G, 35G, 45G) (-) (50G, 28G, 25G) (36G, 33G, 46G) (38G) (41WL, 38G, 29G) (54G, 30G) (46WL)  
**OPP:** (29G, 19G) (32G, 39G, 47G, 20G) (33G, 26G) (31G, 55WR) (24WL, 49SH) (27B, 37WR) (59G, 30G) (41G)

**2-Pt Conv:** TM 0-2, OPP 2-3

# 2020 TEXANS DEFENSIVE & SPECIAL TEAMS STATISTICS

2020 REGULAR SEASON HOUSTON TEXANS DEFENSIVE STATS  
(THROUGH WEEK 10)

PLAYER	TKL	AST.	TOTAL	TFL	SACKS/YDS.	QBH	FR	FF	INT./YDS.	PD
Z. Cunningham	57	34	91	4	3.0/16.0	3	0	0	0/0	1
J. Reid	41	13	54	1	0.0/0.0	0	0	0	0/0	2
T. Adams	29	23	52	3	1.0/7.0	1	1	0	0/0	2
E. Murray	29	16	45	0	0.0/0.0	2	0	1	0/0	1
B. McKinney	19	18	37	1	0.0/0.0	0	0	0	0/0	1
V. Hargreaves III	30	6	36	1	0.0/0.0	0	0	0	1/0	5
B. Roby	29	3	32	1	0.0/0.0	0	0	0	1/0	5
P. Hall	17	15	32	2	1.0/2.0	2	0	0	0/0	0
J. Watt	21	10	31	6	4.0/34.0	8	1	2	0/0	3
L. Johnson Jr.	21	4	25	1	0.0/0.0	1	0	0	0/0	0
B. Scarlett	13	8	21	0	0.0/0.0	1	0	0	0/0	0
B. Dunn	11	10	21	0	0.0/0.0	2	0	0	0/0	0
W. Mercilus	10	8	18	4	3.0/15.0	5	1	0	0/0	0
P. Gaines	12	5	17	0	0.0/0.0	0	0	0	0/0	0
M. Thomas	6	7	13	0	0.0/0.0	0	0	0	0/0	0
C. Watkins	10	2	12	1	1.0/9.0	1	0	0	0/0	2
J. Martin	6	5	11	1	2.0/10.0	2	1	1	0/0	0
A. Moore Jr.	5	1	6	0	0.0/0.0	1	0	0	0/0	1
R. Blacklock	4	2	6	1	0.0/0.0	0	0	0	0/0	0
J. Greenard	1	5	6	0	0.0/0.0	0	0	0	0/0	0
J. Reid	5	0	5	0	0.0/0.0	0	0	0	0/0	0
C. Omenihu	3	0	3	2	2.0/19.0	8	0	0	0/0	0
K. Crossen	1	1	2	0	0.0/0.0	0	0	0	0/0	0
D. Cole	0	2	2	0	0.0/0.0	0	0	0	0/0	0
N. Hall	1	0	1	0	0.0/0.0	0	0	0	0/0	0
C. Liuget	1	0	1	1	1.0/7.0	1	0	0	0/0	0
<b>TEXANS TOTALS</b>	<b>382</b>	<b>198</b>	<b>580</b>	<b>30</b>	<b>18.0/119.0</b>	<b>38</b>	<b>4</b>	<b>4</b>	<b>2/0</b>	<b>23</b>
<b>OPP. TOTALS</b>	<b>346</b>	<b>141</b>	<b>487</b>	<b>38</b>	<b>26.0/140.0</b>	<b>61</b>	<b>3</b>	<b>4</b>	<b>5/104</b>	<b>30</b>

Assist, TFL=Tackle for a Loss, QBH=Quarterback Hits, INT=Interception, FR=Fumble Recovery, FF=Forced Fumble, PD=Pass Defense

2020 TEXANS SPECIAL TEAMS

PLAYER	TKL.	AST.	COMB.	FF	FR	BL
Crossen, Keion	5	3	8	0	0	0
Cole, Dylan	3	1	4	0	0	0
Reid, John	3	1	4	0	0	0
Scarlett, Brennan	3	1	4	0	0	0
Thomas, Michael	2	1	3	0	0	0
Adams, Tyrell	1	2	3	0	0	0
Emanuel, Kyle	1	2	3	0	0	0
Gillaspia, Cullen	0	3	3	0	0	0
Hall, Nate	0	3	3	0	0	0
Brown, Pharaoh	2	0	2	0	0	0
Johnson Jr., Lonnie	2	0	2	0	0	0
Cunningham, Zach	1	0	1	0	0	0
Howell, Buddy	1	0	1	0	0	1
Moore Jr., A.J.	1	0	1	0	0	0
Weeks, Jon	1	0	1	0	0	0
Reid, Justin	0	0	0	0	0	1
<b>TOTALS</b>	<b>26</b>	<b>17</b>	<b>43</b>	<b>0</b>	<b>0</b>	<b>2</b>

DEFENSIVE STATS BY RANK

SACKS		INTERCEPTIONS		TACKLES FOR LOSS		PASSES DEFENSED		QUARTERBACK HITS	
PLAYER	NO.	PLAYER	NO.	PLAYER	NO.	PLAYER	NO.	PLAYER	NO.
J. Watt	4.0	V. Hargreaves III	1	J. Watt	6	V. Hargreaves III	5	C. Omenihu	8
Z. Cunningham	3.0	B. Roby	1	Z. Cunningham	4	B. Roby	5	J. Watt	8
W. Mercilus	3.0			W. Mercilus	4	J. Watt	3	W. Mercilus	5
J. Martin	2.0			T. Adams	3	T. Adams	2	Z. Cunningham	3
C. Omenihu	2.0			P. Hall	2	J. Reid	2	B. Dunn	2
T. Adams	1.0			C. Omenihu	2	C. Watkins	2	P. Hall	2
P. Hall	1.0			R. Blacklock	1	Z. Cunningham	1	J. Martin	2
C. Liuget	1.0			V. Hargreaves III	1	B. McKinney	1	E. Murray	2
C. Watkins	1.0			L. Johnson Jr.	1	A. Moore Jr.	1	T. Adams	1
				C. Liuget	1	E. Murray	1	L. Johnson Jr.	1
				J. Martin	1			C. Liuget	1
				B. McKinney	1			A. Moore Jr.	1
				J. Reid	1			B. Scarlett	1
				B. Roby	1			C. Watkins	1
				C. Watkins	1				



## WHAT TO LOOK FOR THIS WEEK



### ILB ZACH CUNNINGHAM

- Needs one game with at least 10-or-more total tackles to tie **Jamie Sharper** (19) for the second-most double-digit tackle games in franchise history
- Needs at least five total tackles to pass **Jamie Sharper** (95 in 2003) for the most total tackles by a Texans player in the first 10 games of a season
- Needs at least nine total tackles and 1.0 sack to join **Darius Leonard** (2018) as the only players since 2000 with 100 total tackles and 4.0 sacks through the first 10 games of a season
- Needs nine total tackles to become the fourth player in franchise history with at least 100 total tackles in three consecutive seasons

### WR WILL FULLER V

- Needs at least one receiving touchdown to join **Mike Evans** (2020) and **Tyreek Hill** (2020) as the only players in the NFL in the past two seasons with a receiving touchdown in seven of the first 10 games
- Needs at least one receiving touchdown to join **DeAndre Hopkins** (2017 and 2018) as the only players in Texans history with a receiving touchdown in seven of the first 10 games
- Needs at least two touchdown receptions to tie for the third-most (eight) by a Texans player through the first 10 games of a season
- Needs at least one touchdown reception to tie his single-season career high (seven)
- Needs at least 114 receiving yards to pass **Owen Daniels** (2,972) for the third-most in franchise history by a player in their first five seasons
- Needs at least 43 receiving yards to set a new single season career high (670)



### QB DESHAUN WATSON

- Needs one game with three or more passing touchdowns to pass **Matt Schaub** (12) for the most games with three or more passing touchdowns in franchise history
- Needs at least 63 passing yards to record the second-most passing yards (2,602) by a Texans quarterback in the first 10 games of a season
- Needs at least two touchdown passes to record the most passing touchdowns (20) by a Texans quarterback in the first 10 games of a season
- Needs at least one touchdown pass to become the eighth quarterback in NFL history with at least 19 touchdown passes in each of their first four seasons
- Needs at least 17 rushing yards to join **Cam Newton**, **Dak Prescott** and **Russell Wilson** as the only quarterbacks with 250 rushing yards and 15 passing touchdowns in each of their first four seasons
- Needs 286 passing yards to pass **Jameis Winston** (12,541) for the sixth-most passing yards by a quarterback in their first 48 career games
- Needs at least 250 passing yards and one touchdown to become the only quarterback in each of the past two seasons to do so in nine of the first 10 games of a season
- Needs at least one touchdown pass to throw a touchdown in each of the first 10 games of a season, matching his own franchise record in 2018

### DE J.J. WATT

- Needs 1.0 sack to pass three players for the 31st-most in NFL history (101.0)
- Needs one pass defended to tie **Jared Allen** (58) for the fifth-most passes defended by a defensive lineman in NFL history
- Needs 1.0 sack to become the first player in franchise history with 5.0 sacks in seven of the first 10 seasons
- Needs six solo tackles to reach 400 career solo tackles
- Needs one multi-sack game to tie for the third-most multi-sack games (27) within a player's first 122 games
- Needs 1.0 sack yard to pass **Trent Cole** (706.5) for the 14th-most sack yards in NFL history
- Needs one game with at least 2.0 sacks to tie for the 12th-most multi-sack games (27) in NFL history



#### Most Games Played

- 1t. Andre Johnson ..... 169
- 1t. Jon Weeks ..... 169
3. Two players..... 133

### LS JON WEEKS

- Needs to appear in one game to pass **Andre Johnson** (169) for the most games played by a Texans player in franchise history

## A WIN AGAINST THE PATRIOTS WOULD...

- Give Interim Head Coach **Romeo Crennel** his first ever win against the Patriots
- Notch consecutive wins against the Patriots for the first time in franchise history
- Make the Texans only the second team in the NFL to win consecutive games against the Patriots since 2017
- Improve the Texans record against the AFC South to 5-2 since 2017
- Improve the Texans record in the month of November to 15-9



## TEAM NOTES

### BIG PLAY THREATS

The Texans rank third in the AFC and tied for fifth in the NFL in receptions of 20-or-more yards this season. WR **Brandin Cooks** is tied for fifth in the AFC with nine receptions of at least 20 yards this season while WR **Will Fuller V** ranks tied for eighth with eight.

The Texans rank second in the NFL in yards per reception (12.4) and is the only team to average at least 12.4 yards per reception with more than 2,500 receiving yards this season. The Texans are one of seven NFL teams to have three different players average at least 12.5 yards per reception.

Nine Texans have at least one reception of 20-or-more yards, including WR **Randall Cobb** (six) and TE **Jordan Akins** (three).

#### MOST RECEPTIONS OF 20+ YARDS IN THE AFC IN 2020

Rk	Team	Rec.
1	Kansas City Chiefs	41
2	Buffalo Bills	38
3	Houston Texans	33

### GOING OFF ON OFFENSE

The Texans rank second in the AFC and sixth in the NFL in yards per play this season at 6.03. Houston also ranks fourth in the AFC and eighth in the NFL in net passing yards per game (266.6) while standing tied for ninth in the NFL in passing touchdowns (18).

In Weeks 5-6, the Texans notched consecutive games with at least 30 points scored and 400 net yards for the first time since Weeks 5-6 of the 2019 season against Atlanta and Kansas City.

#### HIGHEST YARDS PER PLAY IN THE NFL IN 2020

	1. Minnesota Vikings	6.49
	2. Kansas City Chiefs	6.35
	3. Seattle Seahawks	6.31
	4. Arizona Cardinals	6.26
	5. Green Bay Packers	6.23
	6. Houston Texans	6.03

### PINNED DEEP

In Week 10 at Cleveland, the Texans forced the Browns into an average starting field position at the 16.8-yard line, which was the best mark in a game in franchise history. The last time the Texans held an opponent to a starting field goal position before the 18-yard line was in Week 3 of 2013 against Baltimore (17.5).

The Browns also started three of their drives within the five-yard line, which were the most inside the five by a Texans opponent since Week 7 of 2008 against Detroit. On a kickoff in the fourth quarter, the Texans forced Browns WR **Donovan Peoples-Jones** into a one-yard kickoff return, which was the fewest yards on a kickoff return by a Texan opponent since WR **De'Anthony Thomas** had a one-yard return in Week 11 of 2019 against Baltimore.

The Texans also allowed the fewest points in the first half of a game (three) since Week 15 of 2019 at Tennessee (zero) and allowed the fewest opponent passing yards (125) since Week 12 of 2019 against Indianapolis (121). They also held the Browns to 12 completed passes, which marked the fewest completions allowed since Week 4 of 2017 against Tennessee (10).

### STAYING DISCIPLINED

The Texans have recorded the third-fewest penalties (39) and penalty yards (316) in the NFL this season. Houston has only committed more than five penalties in any game twice this year. Through the first 10 weeks of the season, the 316 penalty yards and 39 total penalties rank second in franchise history.

The Texans joined the 2013 Minnesota Vikings as the only NFL teams since 2008 to record five-or-less penalties in each of the first six games of a season and Houston is only the sixth NFL team since 1990 to do so. The team now has two games this season with three-or-fewer penalties, which is the most since 2018.

#### LEAST PENALTIES THROUGH 10 WEEKS IN TEXANS HISTORY

Rk	Season	Pen	Yds
1	2008	38	285
2	2020	39	316
3	2016	46	442

### CAGING THE JAGUARS

With a win in Week 9, the Texans improved their record to 25-13 against the Jaguars in franchise history and have now matched the longest win streak against the Jaguars in team history (six in 2014-16). Houston beat Jacksonville twice in the same season for the 10th time in franchise history and improved their record to 6-0 against their division foes with QB **Deshaun Watson** as their starter.

Houston scored a touchdown on their opening offensive drive for the first time this season on a 57-yard touchdown pass from Watson to WR **Brandin Cooks**. The Texans notched 154 net yards in the first quarter, which was the most since Week 8 of 2017 against Seattle. The Texans also recorded their longest play in the first quarter (57 yards) since the same contest (59 yards).

For the game, the Texans notched multiple completions of at least 50 yards for the first time since Week 8 of 2017. Watson's 77-yard touchdown pass to WR **Will Fuller V** in the third quarter marked the longest play from scrimmage since RB **Lamar Miller** (97-yard run) in Week 12 of 2018 vs. Tennessee. The team scored a touchdown on 98-yard drive, which was the longest by the team since Week 6 of 2015 against Jacksonville (99 yards) and tied for the third-longest drive in franchise history.

### STARTING TO GET ROLLING

In Weeks 4-6, the Texans logged three straight games with at least 8.0 net yards per play for the first time since Weeks 14-16 of 2009.

In Week 5 vs. Jacksonville, Houston averaged 8.4 yards per play (486 net yards on 58 plays), which marked the third-highest average in a game in franchise history. The Texans gained a season-high 486 total net yards (129 rushing, 357 passing), which marked the most rushing yards and the most passing yards in a game all season.

Houston scored the most points in the fourth quarter of a game (17) since Week 5 of 2019 vs. Atlanta (20) and scored 17-or-more points in the fourth quarter for just the second time since Week 6 of 2017. Houston also allowed only one sack and four quarterback hits to Jacksonville, which brought their record to 26-9 when allowing one-or-less sacks since 2014.

#### HIGHEST YARDS PER PLAY IN FRANCHISE HISTORY

Rk	Week, Season, Opponent	Yards	Plays	Avg.
1	Week 5 of 2019 vs. Atlanta	592	67	8.84
2	Week 17 of 2010 vs. Jacksonville	497	59	8.42
3	Week 5 of 2020 vs. Jacksonville	486	58	8.38



# TEAM NOTES

## AGING LIKE A FINE WINE

Texans Interim Head Coach **Romeo Crennel** (73 years old) and Patriots Head Coach **Bill Belichick** (68 years old) will break the record for the oldest combined ages of two opposing head coaches in NFL history. Crennel and Belichick will break the record set earlier this season when when 69-year-old **Pete Carroll** coached the Seahawks against Belichick and the Patriots.

### OLDEST COMBINED AGES OF OPPOSING HEAD COACHES IN NFL HISTORY

- 1. New England Patriots at Houston Texans (11/22/20)**  
Bill Belichick (68) vs. Romeo Crennel (73) = 141
- 2. New England Patriots at Seattle Seahawks (9/20/20)**  
Bill Belichick (68) vs. Pete Carroll (69) = 137
- 3. Buffalo Bills at Miami Dolphins (12/30/95)**  
Marv Levy (70) vs. Don Shula (65) = 135

## NOT ROMEO'S FIRST RODEO



**CRENNEL**

Interim Head Coach **Romeo Crennel** is the oldest head coach to win a game in NFL history (73). In Week 9 at Jacksonville, he became the second coach in NFL history to win at least two games as an interim head coach for two different teams (**Joe Vitt**, 2005 Rams and 2012 Saints). Crennel's interim coaching record is now 4-4 overall and he is the first coach in NFL history to win two debuts as an interim.

Crennel was promoted to interim head coach on Oct. 5, 2020 after serving as the associate head coach for the first four weeks of the season. Crennel is in his seventh season with the Texans after he served two seasons as assistant head coach / defensive coordinator (2018-19), one as assistant head coach / defense (2017) and three as defensive coordinator (2014-16). The 2020 season is Crennel's 38th year in the NFL and his 49th overall in coaching after an 11-year career on the collegiate level.

One of the most decorated assistant coaches in NFL history, Crennel has been a part of 17 playoff appearances with 13 division crowns, six conference titles and has won five of the six Super Bowls he has appeared in (New York Giants – XXI and XXV, New England Patriots – XXXVI, XXXVIII and XXXIX). In recognition of Crennel's accomplishments, the Pro Football Writers of America (PFWA) awarded him with the 2020 Paul "Dr. Z" Zimmerman Award for lifetime achievement as an assistant coach.

Crennel served as interim head coach (2011) and head coach (2012) with the Chiefs and head coach with the Browns (2005-08). He led Cleveland to a 10-6 record in 2007.

### ROMEO CRENNEL BY THE NUMBERS

<b>1<sup>st</sup></b>	COACH TO WIN TWO INTERIM DEBUTS
<b>5</b>	SUPER BOWL CHAMPIONSHIPS
<b>6</b>	CONFERENCE CHAMPIONSHIPS
<b>7</b>	SEASONS WITH THE TEXANS
<b>13</b>	DIVISION CHAMPIONSHIPS
<b>17</b>	PLAYOFF APPEARANCES
<b>38</b>	SEASONS COACHING IN THE NFL
<b>49</b>	OVERALL SEASONS IN COACHING



## RAC vs. ROOKIE QBs

The Texans are 12-2 against rookie starting quarterbacks since Romeo Crennel joined the staff in 2014. Houston has 28 sacks and 13 interceptions in the 14 games.

### 2020 SEASON (1-0)

#### JAKE LUTON (1-0)

Cmp	Att	Pct	Yds	Yd/A	TD	Int	Lg	Sack	Lst	Rate
26	38	68.4	304	8.00	1	1	73t	2	7	90.2

### 2019 SEASON (2-1)

#### DREW LOCK (0-1)

Cmp	Att	Pct	Yds	Yd/A	TD	Int	Lg	Sack	Lst	Rate
22	27	81.5	309	11.44	3	1	48	1	8	136.0

#### GARDNER MINSHEW II (2-0)

Cmp	Att	Pct	Yds	Yd/A	TD	Int	Lg	Sack	Lst	Rate
23	33	69.7	213	6.45	1	0	31	4	35	97.2
27	47	57.4	309	6.57	0	2	31	3	8	59.6

### 2018 SEASON (3-0)

#### BAKER MAYFIELD (1-0)

Cmp	Att	Pct	Yds	Yd/A	TD	Int	Lg	Sack	Lst	Rate
29	43	67.4	397	9.23	1	3	71	0	0	75.4

#### SAM DARNOLD (1-0)

Cmp	Att	Pct	Yds	Yd/A	TD	Int	Lg	Sack	Lst	Rate
24	38	63.2	253	6.66	2	0	26	3	25	100

#### JOSH ALLEN (1-0)

Cmp	Att	Pct	Yds	Yd/A	TD	Int	Lg	Sack	Lst	Rate
10	17	58.8	84	4.94	0	0	39	2	16	71.7

### 2016 SEASON (0-1)

#### JACOBY BRISSETT (0-1)

Cmp	Att	Pct	Yds	Yd/A	TD	Int	Lg	Sack	Lst	Rate
11	19	57.9	103	5.42	0	0	27	1	6	72.9

### 2015 SEASON (1-0)

#### JAMEIS WINSTON (1-0)

Cmp	Att	Pct	Yds	Yd/A	TD	Int	Lg	Sack	Lst	Rate
17	36	47.2	261	7.25	1	1	33	0	0	69.3

### 2014 SEASON (5-0)

#### DEREK CARR (1-0)

Cmp	Att	Pct	Yds	Yd/A	TD	Int	Lg	Sack	Lst	Rate
27	42	64.3	263	6.26	1	2	42	0	0	69.8

#### ZACH METTENBERGER (2-0)

Cmp	Att	Pct	Yds	Yd/A	TD	Int	Lg	Sack	Lst	Rate
13	19	68.4	184	9.68	1	1	36t	1	14	95.1
27	41	65.9	299	7.29	2	1	48	2	9	93.4

#### BLAKE BORTLES (2-0)

Cmp	Att	Pct	Yds	Yd/A	TD	Int	Lg	Sack	Lst	Rate
20	39	51.3	205	5.26	1	1	35	4	17	64.6
14	33	42.4	117	3.55	0	0	24	5	28	52.2

## TEAM NOTES

### BIG NUMBERS IN NASHVILLE

In Week 6 at Tennessee, the Texans scored 36 points, which marked the most points scored in a game for Houston since Week 5 of the 2019 season against Atlanta (53). It also marked the fifth-most points scored in a road game for Houston in team history and the most since Week 4 of the 2018 season at Indianapolis.

Houston's 26 second-half points scored also marked the most since Week 5 of 2019. It was also just the fourth time in franchise history that the Texans have scored at least 13 points in both the third and fourth quarter of a game.

#### MOST POINTS SCORED ON THE ROAD IN FRANCHISE HISTORY

Rk	Week, Season, Opponent	Points
1	Week 7 of 2011 at Tennessee	41
2	Week 8 of 2017 at Seattle	38
3t	Week 10 of 2011 at Tampa Bay	37
3t	Week 4 of 2018 at Indianapolis	37
5	Week 6 of 2020 at Tennessee	36

### KELLY BLUE BOOK



KELLY

In Week 6 at Tennessee, the Texans converted 7-of-14 third-down attempts (50.0 percent), 3-of-3 fourth down attempts (100.0 percent), 4-of-4 red zone attempts (100.0 percent) and 4-of-4 goal-to-go attempts (100.0 percent).

The performance marked the first time in franchise history that Houston had a perfect success rate (min. three attempts) in the red zone, on goal to go opportunities and on fourth down. The Texans were the first team to accomplish this in a game since the Ravens in Week 12 of the 2019 season and it marks only the sixth time an NFL team has done it since 2007.

The team's three fourth-down conversions were tied for the third-most in a game in team history and the most since Week 17 of 2016 against Tennessee (1/1/17). Houston also converted over four goal-to-go opportunities for just the fourth time in franchise history and the first since Week 4 of 2017 vs. Tennessee (5-of-5).

### FRESH OFF A BYE

Houston is 5-2 following their bye week since 2014. Their only two losses after a bye were in 2017 at Seattle and 2019 at Baltimore.

Season	Week	Opponent	W/L	Score
2020	9	at Jacksonville Jaguars	W	27-25
2019	11	at Baltimore Ravens	L	41-7
2018	11	at Washington	W	23-21
2017	8	at Seattle Seahawks	L	41-38
2016	10	at Jacksonville Jaguars	W	24-21
2015	10	at Cincinnati Bengals	W	10-6
2014	11	at Cleveland Browns	W	23-7

### NO FLY ZONE

The Texans held each of its first four opponents to fewer than 250 net passing yards, which marked the first time the Texans held their opponent to less than 250 net passing yards in four consecutive games since Weeks 1-4 of the 2016 season.

#### NET PASSING YARDS ALLOWED BY TEXANS IN WEEKS 1-4

Wk	Opponent	Yards
1	Kansas City Chiefs	203
2	Baltimore Ravens	177
3	Pittsburgh Steelers	218
4	Minnesota Vikings	248

### TEXANS ROSTER QUICK FACTS

**Oldest:** LS **Jon Weeks** (born 2/17/86)

**Youngest:** WR **Isaiah Coulter** (born 9/18/1998)

**Tallest:** T **Charlie Heck** (6-8)

**Shortest:** RB **Duke Johnson** (5-9)

**Heaviest:** G/T **Max Scharping** (327 lbs)

**Lightest:** WR **Brandin Cooks** and K **Ka'imi Fairbairn** (183 lbs)

**Most NFL Seasons:** LS **Jon Weeks** (11)

**State that produced the most Texans:** Texas, 9 – DT **Ross Blacklock** (Missouri City), WR **Keke Coutee** (Lufkin), FB **Cullen Gillaspia** (Katy), DT **P.J. Hall** (Seguin), OLB **Jacob Martin** (Katy), QB **Josh McCown** (Jacksonville), DE **Charles Omenihu** and S **Michael Thomas** (Houston), CB **Bradley Roby** (Fort Worth)

**College that produced the most Texans:** 3 – Stanford (ILB **Peter Kalambayi**, S **Justin Reid**, S **Michael Thomas**) and Notre Dame (WR **Will Fuller V**, C **Nick Martin**, RB **C.J. Prosise**)

**Former 1st round picks:** 9 – DE **J.J. Watt** (Texans 2011), OLB **Whitney Mercilus** (Texans 2012), WR **Brandin Cooks** (New Orleans 2014), CB **Bradley Roby** (Denver 2014), CB **Vernon Hargreaves III** (Tampa Bay 2016), T **Laremy Tunsil** (Miami 2016), WR **Will Fuller V** (Texans 2016), QB **Deshaun Watson** (Texans 2017), G/T **Tytus Howard** (Texans 2019)

**Pro Bowlers:** 4 – DE **J.J. Watt** (2012-15, 2018 with Texans), LS **Jon Weeks** (2015 with Texans), T **Laremy Tunsil** (2019 with Texans), QB **Deshaun Watson** (2018-19 with Texans)

**Texans with NCAA Championship titles:** QB **Deshaun Watson** (Clemson 2016), DE **Carlos Watkins** (Clemson 2016), QB **AJ McCarron** (Alabama 2011-12)

**Texans with relatives that also play professional sports:** C **Nick Martin** (brother Zack is a six-time All-Pro selection and six-time Pro Bowl guard for the Dallas Cowboys), S **Justin Reid** (brother Eric is a former NFL safety for the San Francisco 49ers and Carolina Panthers), DE **J.J. Watt** (brothers Derek and T.J. play fullback and outside linebacker, respectively, for the Pittsburgh Steelers), TE **Darren Fells** (brother Daniel is a former NFL tight end for the Patriots, Giants, Broncos and Rams), T **Charlie Heck** (father Andy played 12 seasons as a tackle with the Seahawks, Bears and Washington), OLB **Jacob Martin** (brother Josh played linebacker for the New Orleans Saints)

**Texans who played other sports in college:** TE **Jordan Akins** (baseball at Central Florida), TE **Darren Fells** (basketball at UC-Irvine)








# DESHAUN WATSON NOTES



## HISTORIC PAGE

QB **Deshaun Watson** is the first player in NFL history to record over 85 passing touchdowns and 15 rushing touchdowns in his first 46 career games. He has compiled 12,255 passing yards, 89 passing touchdowns, 1,466 rushing yards and 15 rushing touchdowns in 47 career games (46 starts). Watson owns the fourth-most passing touchdowns (89) and seventh-most passing yards (12,255) by a quarterback in their first 47 career games since 1970. He is the first player in NFL history to surpass 12,000 passing yards and 1,000 rushing yards in his first 47 games and joins **Kurt Warner** and **Patrick Mahomes** as the only players in NFL history to record 12,000 passing yards with a passer rating better than 100.0 in their first 47 games.

### MOST TD PASSES THROUGH 47 CAREER GAMES SINCE 1970

	1. Dan Marino	1983-86	109 TDs
	2. Patrick Mahomes	2017-20	101 TDs
	3. Kurt Warner	1998-02	99 TDs
	4. Deshaun Watson	2017-20	89 TDs
	5. Carson Palmer	2004-07	86 TDs

## AMONG THE ELITE

In Weeks 4-9, QB **Deshaun Watson** became the fifth quarterback in NFL history to record over 275 passing yards and a 105.0 passer rating in five consecutive games. He is the first player to accomplish the feat since **Peyton Manning** in 2013 and the youngest to do it.

In Weeks 5-6, Watson joined **Matt Schaub** as the only players in team history to notch at least 300 passing yards and three touchdowns in consecutive games.

### LONGEST STREAK OF GAMES WITH 275+ PASSING YARDS AND A 105.0+ PASSER RATING IN NFL HISTORY

Player, Team	Streak	Range
<b>Deshaun Watson, HOU</b>	5 games	10/4/20 to 11/8/20
Peyton Manning, DEN	5 games	9/5/13 to 10/6/13
Peyton Manning, DEN	5 games	9/30/12 to 11/4/12
Drew Brees, NO	5 games	11/13/11 to 12/18/11
Aaron Rodgers, GB	7 games	9/8/11 to 10/23/11
Steve Young, SF	5 games	11/20/94 to 12/17/94

## AIRING IT OUT

QB **Deshaun Watson** ranks second in the NFL in passing yards per attempt (8.4) while ranking sixth in passer rating (107.0), tied for sixth in completions of 20-or-more yards (33), eighth in passing yards (2,539) and tied for ninth in passing touchdowns (18).

Watson owns the second-most passing yards and tied for the second-most passing touchdowns by a Texans player in the first nine games of a season. Additionally, he has thrown 20 touchdown passes to WR **Will Fuller V** in 31 games played together, including six this season.

In Week 9, Watson threw a 77-yard touchdown to Fuller, which marked the longest completion by a Texans quarterback since Week 10 of 2011 (Schaub, 80 yards). Watson also threw a 57-yard touchdown to WR **Brandin Cooks** and passed for 127 yards in the first quarter, which was the most since Week 8 of 2017 vs. Seattle.

### HIGHEST PASSING YARDS PER ATTEMPT IN THE NFL IN 2020

Rk	Player, Team	Avg.
1	Kirk Cousins, MIN	8.8
2	<b>Deshaun Watson, HOU</b>	8.4
3	Dak Prescott, DAL	8.3
4	Russell Wilson, SEA	8.3

## BEST HE'S EVER BEEN

QB **Deshaun Watson** notched a franchise-record six consecutive games with a passer rating of at least 100.0 and franchise-record six-consecutive games with multiple touchdown passes. He threw for at least 250 yards and two touchdowns in six consecutive games, which marked the longest streak in team history. He also became the first quarterback in Texans history to complete at least 60 percent of his passes in each of the first seven games of a season.

### WATSON'S COMP. PCT & PASSER RATING IN WEEKS 3-9 OF 2020

Wk	Opponent	TDs	Cmp. Pct.	Rating
3	at Pittsburgh	2	70.4	110.7
4	Minnesota	2	60.6	110.7
5	Jacksonville	3	71.4	109.1
6	at Tennessee	4	75.7	138.9
7	Green Bay	2	74.4	114.2
9	at Jacksonville	2	59.4	109.0

## ROAD WARRIOR

In Week 6 at Tennessee, QB **Deshaun Watson** completed 28-of-37 passes (75.7 percent) for 335 yards, four touchdowns, zero interceptions and a 138.9 rating. He also ran for 26 yards on four carries (6.5 avg.). Watson logged the highest passer rating on the road in his NFL career and the fourth-highest passer rating in any game. He completed touchdown passes to TE **Darren Fells**, WR **Randall Cobb**, WR **Will Fuller V** and WR **Brandin Cooks**, marking the first time in his NFL career he has completed a touchdown pass to four different receivers in the same game.

Watson owns the most passing yards (1,381) and passing touchdowns (14) in five games against the Titans than any other opponent in his NFL career. In fact, Watson's 14 touchdown passes against the Titans is five more than the next highest total against any opponent (nine against Jacksonville).

### WATSON'S HIGHEST PASSER RATING IN A GAME IN HIS CAREER

Rk	Week, Season, Opponent	Rating
1	Week 5 of 2019 vs. Atlanta	158.3
2	Week 8 of 2018 vs. Miami	156.0
3	Week 13 of 2019 vs. New England	140.7
4	<b>Week 6 of 2020 at Tennessee</b>	<b>138.9</b>
5	Week 3 of 2019 at L.A. Chargers	135.8

# DESHAUN WATSON NOTES

## RAREFIED AIR

QB **Deshaun Watson** became the eighth quarterback in NFL history with at least 250 passing yards and one touchdown in each of the first eight games of a season. He is the first player in franchise history to accomplish this feat and it also marked the longest streak of 250 passing yards and one touchdown in franchise history.

Watson is also the first player in franchise history to post over 250 passing yards in each of the first eight games of a season. He posted the longest streak in team history of at least 250 passing yards and two touchdown passes, when he recorded his sixth straight game in Week 9 at Jacksonville.

In 2019, Watson became the first player in NFL history to record consecutive seasons with at least 25 passing touchdowns and five rushing touchdowns and his two seasons with over 25 passing touchdowns and five rushing touchdowns are tied with **Steve Young** for the most such seasons in NFL history. Watson also became the fifth player since the AFL/NFL merger to record over 26 passing touchdowns and seven rushing touchdowns in a season. Additionally, he is the first player in team history to win three Player of the Week awards in the same year and now has four in his career.



## MR. OCTOBER

Texans QB **Deshaun Watson** has been dominant in the month of October since entering the NFL in 2017. He leads the league with 45 passing touchdowns in the month over the past four seasons and owns the second-most passing yards (4,697) behind **Tom Brady** (5,078). Watson took home the AFC Offensive Player of the Month for October in both 2017 and 2019.

In his 16 career starts in October, Watson is 363-for-529 passing for 4,697 yards, 45 touchdowns, 14 interceptions and an 113.6 passer rating. He has also rushed for 479 yards and three touchdowns.

Houston leads the NFL since 2017 in scoring average in October at 31.6 points per game and ranks second in total net yards per game at 409.7, trailing only the Tampa Bay Buccaneers (411.6).

### MOST TOUCHDOWN PASSES IN OCTOBER SINCE 2017

Rk	Player, Team	TDs
1	<b>Deshaun Watson, HOU</b>	<b>45</b>
2t	Russell Wilson, SEA	36
2t	Carson Wentz, PHI	36

### HIGHEST POINTS PER GAME IN OCTOBER SINCE 2017

Rk	Team	Pts/Game
1	<b>Houston Texans</b>	<b>31.6</b>
2	New Orleans Saints	29.9
3	Kansas City Chiefs	29.6

## SCORING MACHINE

QB **Deshaun Watson** has compiled six games with multiple touchdown passes in 2020. He threw for at least two touchdowns in Weeks 3-9, which marked the longest streak in franchise history and longest streak of his NFL career (six games). He owns 27 career games with multiple passing touchdowns, which marks the second-most in team history (**Matt Schaub**, 40) and ties for the fifth-most within a player's first 47 career games since 1970.

Watson owns 12 games with three-or-more passing touchdowns in his career, which is tied for the most in team history (Schaub) and fifth-most by a quarterback in their first 47 career games in NFL history. He owns six career games with four-or-more touchdown passes, which is the most in franchise history and tied for third-most by a quarterback in their first 47 career games in NFL history.

### WATSON'S CAREER GAMES WITH 3+ TD PASSES (12)

Season	Wk	Opp	W/L	Att	Cmp	Pct	Yds	TD	Int	Lg	Rate
2017	4	Ten	W	34	25	73.5	283	4	1	35	125.0
2017	5	KC	L	31	16	51.6	261	5	0	48t	119.8
2017	6	Cle	W	29	17	58.6	225	3	1	39t	103.4
2017	8	at Sea	L	30	19	63.3	402	4	3	72t	106.9
2018	8	Mia	W	20	16	80.0	239	5	0	73t	156.0
2019	1	at NO	L	30	20	66.7	268	3	1	54	114.3
2019	3	at LAC	W	34	25	73.5	351	3	0	53t	135.8
2019	5	Atl	W	33	28	84.8	426	5	0	51	158.3
2019	8	Oak	W	39	27	69.2	279	3	0	46	115.2
2019	13	NE	W	25	18	72.0	234	3	0	35t	140.7
2020	5	Jax	W	35	25	71.4	359	3	2	44t	109.1
2020	6	at Ten	L	37	28	75.7	335	4	0	53t	138.9

## 300 FOR DW4

QB **Deshaun Watson** recorded four consecutive games with at least 300 passing yards in Weeks 4-7 for the first time since 2018 and the second time in his NFL career. Watson has logged 14 games with 300-or-more passing yards in his NFL career, which is the second-most in Texans history (**Matt Schaub**, 27) and the 10th-most by a quarterback in their first 47 career games in NFL history.

Watson owns the seventh-most passing yards through a player's first 47 career games since 1970. In Week 5 vs. Atlanta last season, he posted a single-game career-high 426 passing yards, which marked his second-career game with at least 400 yards. Only Schaub (four) has more 400-yard passing games in team history.

### WATSON'S CAREER 300-YARD PASSING GAMES (14)

Season	Wk	Opp	W/L	Att	Cmp	Pct	Yds	TD	Int	Lg	Rate
2017	3	at NE	L	33	22	66.7	301	2	2	35	90.6
2017	8	at Sea	L	30	19	63.3	402	4	3	72t	106.9
2018	2	at Ten	L	32	22	68.8	310	2	1	39t	107.6
2018	3	NYG	L	40	24	60.0	385	2	1	39	98.4
2018	4	at Ind	W	42	29	69.0	375	2	1	30	102.8
2018	5	Dal	W	44	33	75.0	375	1	1	49	98.2
2018	16	at Phi	L	40	29	72.5	339	2	0	35t	114.5
2019	3	at LAC	W	34	25	73.5	351	3	0	53t	135.8
2019	5	Atl	W	33	28	84.8	426	5	0	51	158.3
2019	7	at Ind	L	34	23	67.6	308	1	2	45	81.5
2020	4	Min	L	33	20	60.6	300	2	0	43	110.7
2020	5	Jax	W	35	25	71.4	359	3	2	44t	109.1
2020	6	at Ten	L	37	28	75.7	335	4	0	53t	138.9
2020	7	GB	L	39	29	74.4	309	2	0	30	114.2



## DESHAUN WATSON NOTES



### BY AIR AND BY GROUND

QB **Deshaun Watson** has registered eight career games with at least one passing touchdown and one rushing touchdown, which is the fourth-most in the NFL since 2017, trailing **Josh Allen**, **Dak Prescott** and **Kyler Murray**.

Watson also owns five games with multiple passing touchdowns and a rushing touchdown, which is tied for the fourth-most since 2017, trailing Prescott, Allen and **Russell Wilson**.

Watson has two games with at least three passing touchdowns and a rushing touchdown (Week 1 of 2019 at New Orleans and Week 4 of 2017 vs. Tennessee), which ties for the fourth-most in the league since 2017, trailing Allen, **Tom Brady** and **Drew Brees**.

Last season, Watson tied **Randall Cunningham** (1988) for the most games with over 250 passing yards and 40 rushing yards in a season in NFL history (five). He owns 12 career games with 250 passing yards and 40 rushing yards, which is tied for the fifth-most in NFL history and the most in the NFL since 2017.

### MOST GAMES WITH 250+ PASSING YARDS & 40+ RUSHING YARDS IN NFL HISTORY

Rk	Player	Seasons	Team	Count
1	Cam Newton	2011-20	CAR/NWE	20
2	Steve Young	1985-98	SFO/TAM	18
3t	Randall Cunningham	1986-99	PHI/MIN	16
3t	Russell Wilson	2012-20	SEA	16
5t	<b>Deshaun Watson</b>	<b>2017-20</b>	<b>HOU</b>	<b>12</b>
5t	Michael Vick	2002-12	PHI/ATL	12
7	Daunte Culpepper	2000-09	MIN/DET	11

### ALWAYS IN IT WITH WATSON



WATSON

QB **Deshaun Watson** has started 46 regular season games in his NFL career and Houston is 26-20 with him as the starter.

Watson is 997-for-1,482 passing (67.3 percent) for 12,153 yards, 88 touchdowns, 33 interceptions and a 102.8 rating in his 46 starts. He has also run for 1,450 yards and 15 touchdowns on 263 rushes (5.5 avg.). The Texans have scored 1,174 points in those

44 games while their opponents have scored 1,077 for a point differential of plus-97.

Additionally, the Texans have only lost by more than one possession (eight points) five times with Watson as their starting quarterback.

### UNDER THE BRIGHTEST LIGHTS

QB **Deshaun Watson** has appeared in nine night games in his NFL career: Week 2 of 2017 (Thursday Night Football), Week 5 of 2017 (Sunday Night Football), Week 5 of 2018 (SNF), Week 8 of 2018 (TNF), Week 12 of 2018 (Monday Night Football), Week 1 of 2019 (MNF), Week 12 of 2019 (TNF), Week 13 of 2019 (SNF) and Week 1 of 2020 (TNF). The Texans are 6-3 in those nine games and have outscored their opponents 238-210 (plus-28). Watson is 176-for-260 passing (67.7 percent) for 2,263 yards, 22 touchdowns, four interceptions and a 116.6 passer rating in primetime in his career.

### WATSON'S CAREER IN NIGHT GAMES (NINE GAMES)

Season	Opp	Result	PASSING						RUSHING		
			Att	Cmp	Yds	TD	Int	Rate	Att	Yds	TD
2017	Cin	W, 13-9	24	15	125	0	0	75.9	5	67	1
2017	KC	L, 34-42	31	16	261	5	0	119.8	3	31	0
2018	Dal	W, 19-16	44	33	375	1	1	98.2	10	40	0
2018	Mia	W, 42-23	20	16	239	5	0	156.0	1	14	0
2018	Ten	W, 34-17	24	19	210	2	0	130.9	9	70	1
2019	NO	L, 28-30	30	20	268	3	1	114.3	4	40	1
2019	IND	W, 20-17	30	19	298	2	1	104.6	3	10	0
2019	NE	W, 28-22	25	18	234	3	0	140.7	4	-1	0
2020	KC	L, 20-34	32	20	253	1	1	84.5	6	27	1
<b>Totals</b>			<b>260</b>	<b>176</b>	<b>2,263</b>	<b>22</b>	<b>4</b>	<b>116.6</b>	<b>45</b>	<b>298</b>	<b>4</b>

### COMEBACK KID

QB **Deshaun Watson** has led the Texans to eight fourth quarter comeback wins and 10 game-winning drives in the regular season during his NFL career. The Texans' 16-point comeback victory in the Wild Card Round vs. Buffalo during last year's playoffs was the fourth-largest comeback in team history and largest in the playoffs.

### WATSON'S 4TH QUARTER COMEBACKS & GAME-WINNING DRIVES

Season	Date	Opp	Result	Notes
2018	09/30/2018	at IND	W 37-34	4QC & GWD
2018	10/07/2018	DAL	W 19-16	GWD
2018	10/14/2018	BUF	W 20-13	4QC
2018	11/04/2018	at DEN	W 19-17	4QC & GWD
2018	11/18/2018	at WAS	W 23-21	4QC & GWD
2018	12/15/2018	at NYJ	W 29-22	4QC & GWD
2019	10/13/2019	at KC	W 31-24	4QC & GWD
2019	10/27/2019	OAK	W 27-24	4QC & GWD
2019	11/21/2019	IND	W 20-17	4QC & GWD
2019	12/15/2019	at TEN	W 24-21	GWD
2019	12/21/2019	at TB	W 23-20	GWD

### DASHING DESHAUN

QB **Deshaun Watson** is the Texans franchise leader among quarterbacks in career rushing touchdowns (15) and career rushing yards (1,466) while ranking seventh overall in rush yards in team history.

In Week 9, Watson ran for 50 yards on 10 carries (5.0 avg.), which marked his most since Week 17 of 2018 against Jacksonville (66).

In 2019, Watson tallied seven rushing touchdowns in 2019, which is a single-season franchise record for a quarterback and tied for second among NFL quarterbacks. Watson owns three career games with multiple rushing touchdowns, which is the most by a quarterback in Texans history. Watson eclipsed 1,000 career rushing yards in his 30th game and only seven quarterbacks in NFL history reached 1,000 rushing yards faster.



## #99 GETS TO 100

In Week 9 at Jacksonville, DE **J.J. Watt** became only the fourth player in NFL history to record at least 100.0 sacks in 120 games-or-less. He is the 35th player in NFL history to total 100.0 career sacks and the first player in franchise history.

Watt finished with two solo tackles, 1.0 sack and two quarterback hits. He strip-sacked Jaguars QB **Jake Luten** for a loss of seven yards in the fourth quarter. It marked his 21st game with at least 1.0 sack and one forced fumble, passing **Robert Quinn** (20) for the second-most such games in the NFL since 2011.

Watt is the first player in NFL history with 100.0 sacks and multiple 20.0 sack seasons and the first player with at least 150 career tackles for loss and 100.0 sacks in their first 120 games.

Watt joins **Lawrence Taylor** as the only players with at least 100.0 career sacks and three NFL Defensive Player of the Year awards and joins **DeMarcus Ware** as the only players with at least 100.0 sacks and 450 total tackles in their first 120 career games. He also became the fourth player in NFL history with 100.0 sacks and at least five touchdowns in their career.

## MOST SACKS THROUGH 121 CAREER GAMES IN NFL HISTORY

	1. Reggie White	1985-92	124.0
	2. DeMarcus Ware	2005-12	109.0
	3. Bruce Smith	1985-93	103.5
	4. J.J. Watt	2011-20	100.0

## FAMILIAR FOES



WATT

In Week 6 at Tennessee, DE **J.J. Watt** finished with four solo tackles, 1.0 sack, a forced fumble, a tackle for loss, a pass defended and a quarterback hit.

Watt, who leads the team in sacks with 4.0 and tackles for loss with six, strip-sacked Titans QB **Ryan Tannehill** on 3rd-and-10 from the Titans' 16-yard line and the ball was recovered by OLB **Jacob Martin** at the Tennessee four-yard line to set up a Houston touchdown. Watt owns 18.0 sacks in 14 career games against the Titans, which is the most against any opponent in his NFL career.

Watt also now owns 25 career games with a sack and pass defended, which marks the third-most in NFL history behind **Julius Peppers** and **Jason Taylor**. He also owns six career games with at least 1.0 sack, one pass defended and one forced fumble, which ties him for the sixth-most in NFL history.

## BEST OF THE BEST

DE **J.J. Watt** ranks second in NFL history in sacks per game. He has recorded 100.0 sacks in 121 games for an average of 0.83 and is now tied for 34th on the NFL's all-time sack list. Watt owns 57.5 sacks in 66 career games at NRG Stadium (regular season and post-season), which is the highest rate by any active player at any venue.

Watt is the only player to record 20.0-or-more sacks in a season more than once and he is one of only two players with three-or-more seasons with at least 17.5 sacks (2012, 2014-15), joining **Reggie White** (1986-88). His four seasons with at least 15.0 sacks are second in NFL history behind White (five). He led the NFL in sacks with 20.5 in 2012 and 17.5 in 2015 while finishing second in the league with 20.5 in 2014 and 16.0 in 2018. He is also one of five players to record 45.0-or-more sacks against his own division since 2002.

## MOST SACKS PER GAME IN NFL HISTORY (MIN. 50 GAMES)

	1. Reggie White	1985-00	0.85
	2. J.J. Watt	2011-20	0.83

## WATT BY THE NUMBERS

**164**

Career tackles for loss, the most in the NFL since TFLs became an official stat

**273**

Career quarterback hits, the most in the NFL since QBHs became an official stat

**100.0**

Career sacks, the most in franchise history, the second-most in the NFL since 2011, the fourth-most in NFL history through 121 games, & tied for the 34th-most overall in NFL history

**26**

Career multi-sack games, the most in franchise history, the most in the NFL since 2011, tied for the second-most in NFL history through 121 games, & tied for the 13th-most in NFL history

**70**

Games with multiple QBHs, the most in the NFL since QBHs became an official stat

**45**

Games with multiple TFLs, the most in the NFL since 2011, the most in franchise history & the second-most in NFL history

**16**

Career fumble recoveries, the most in Texans history, and tied for the most in the NFL since 2011

**25**

Career fumbles forced, the most in franchise history, tied for fourth-most since 2011 & tied for 29th-most in NFL history

**57**

Career passes defended, the fourth-most in franchise history, tied for the most by a defensive lineman since 2011 & the eighth-most by a defensive lineman in NFL history

**510**

Career total tackles, the fifth-most in franchise history & the third-most by a defensive lineman since 2011



## AND THE HITS KEEP COMING

DE **J.J. Watt** is tied for the team lead with eight quarterback hits this season (**Charles Omenihu**) and owns the most career quarterback hits in the NFL since it became an official stat with 273. Watt led the league for four straight years in 2012-15 and only one other NFL player has ever tallied over 40 quarterback hits in a season.

Despite playing in only eight games in 2019, Watt posted 21 quarterback hits, which led the Texans and ranked tied for 20th in the NFL. He registered three games with five-or-more quarterback hits (Week 3, 5 and 7) and remains the only player in NFL history to record at least three games with five-or-more quarterback hits in a single season, which he's done four times (2013-15 & 2019).

Watt owns 16 career games with five-or-more quarterback hits, which is the most in NFL history by 11 games. He set a single-game career high with 10 QBHs against Tennessee in Week 8 of 2015.

### MOST QB HITS IN A SINGLE SEASON

Rank	Player	Season	Team	QBH
1	J.J. Watt	2014	HOU	51
2	J.J. Watt	2015	HOU	50
3	J.J. Watt	2013	HOU	46
4	J.J. Watt	2012	HOU	43
5	Aaron Donald	2018	LAR	41

## WATT A TRIO



WATT

In Week 3 at Pittsburgh, Texans DE **J.J. Watt** took the field against his two younger brothers: Steelers OLB **T.J. Watt** and FB **Derek Watt**. It marked just the second time since 1927 that three brothers take the field in the same NFL game.

In Week 15 last season, **Tremaine Edmunds**, **Terrell Edmunds** and **Trey Edmunds** played in the same game when the Steelers faced the Buffalo Bills. Tremaine is a linebacker for Buffalo while Terrell, a safety, and Trey, a practice squad running back, are on Pittsburgh.

Prior to 2019, the last threesome of brothers to take the same NFL field was in 1927 when the Duluth Eskimos had **Joe Rooney**, **Cobb Rooney** and **Bill Rooney** all playing for them.

In Week 2, all three Watt brothers recorded a tackle for loss in their game. J.J. finished with two solo tackles, 2.0 sacks, two tackles for loss, one pass defended and three quarterback hits against Baltimore. T.J. had four total tackles, 2.5 sacks, two tackles for loss and four quarterback hits while Derek tackled Broncos P **Sam Martin** in the endzone for safety on his first career tackle for loss.

J.J. also faced Derek in Week 3 of the 2019 season when Houston took on the Los Angeles Chargers.

## WATT IN WEEK 2

In Week 2 vs. Baltimore, DE **J.J. Watt** finished with two solo tackles, 2.0 sacks, two tackles for loss, one pass defended and three quarterback hits. He brought down Ravens QB **Lamar Jackson** twice in the first half, which was his fifth career game with at least 2.0 sacks in the first half of a game.

Watt logged his 10th career game with at least 2.0 sacks and one pass defended, which is the second-most in NFL history. He also passed **Johnathan Joseph** for the fifth-most total tackles in team history and became the first Texan with a sack in nine seasons.

### MOST GAMES WITH 2.0+ SACKS AND 1+ PD IN NFL HISTORY

Rk	Player, Team	Games
1	Julius Peppers, CAR-CHI-GB	11
2	J.J. Watt, HOU	10
3t	Five players tied	7

## IN A CLASS OF HIS OWN

DE **J.J. Watt** is the only player in NFL history who is responsible for over 15 percent of a franchise's overall sacks. Watt is the Texans all-time leader with 100.0 sacks, which accounts for 16.2 percent of the sacks in team history (618.0).

Watt owns 57.5 sacks in 66 career games at NRG Stadium (regular season and postseason), which is the highest rate by any active NFL player at any venue.

### HIGHEST PERCENTAGE OF A FRANCHISE'S SACKS IN NFL HISTORY

	1. J.J. Watt	HOU	16.2%	100.0 Sacks
	2. Terrell Suggs	BAL	13.6%	132.5 Sacks
	3. Julius Peppers	CAR	9.7%	97.0 Sacks

## J.J. SWATT

DE **J.J. Watt** owns three passes defended this season and ranks eighth in passes defended (57) by a defensive lineman in NFL history. He is tied for the lead among linemen since 2011 (**Carlos Dunlap**). Watt owns the fourth-most passes defended in Texans history and tied for the most seasons with a pass defended (nine).

Watt became the fastest defensive lineman to record 50 passes defended, doing so in his 100th game (Week 13 of 2018). He led all defensive linemen in passes defended in 2012 and 2015 and finished second in 2014. He also set an NFL record for a defensive lineman with 16 passes defended in 2012. Additionally, five of Watt's 16 passes defended were picked off, with four leading to scores.

Only 12 players have recorded at least 10.0 sacks and 10 passes defended in a season. Watt (2012, 2014) and **Jason Taylor** (2005-06) are the only ones to do it multiple times and Watt is the only player with at least 15.0 sacks and 15 passes defended in a season.

## FFs & FRs FOR J.J.

DE **J.J. Watt** owns the franchise record for fumble recoveries in a career (16) and in a season (5 in 2014). He also owns the Texans record for forced fumbles in a career (25) and in a season (7 in 2018).

In 11 of the last 13 games in which Watt has recovered a fumble, dating back to Week 2 of 2012, he has also had at least 1.0 sack and his 11 career games with a sack and fumble recovery are tied for the third-most in NFL history behind **Jason Taylor** (14) and **Jared Allen** (13). Watt's league-leading five fumble recoveries in 2014 were the most by a defensive lineman since **Justin Tuck** (five, 2010).

Watt also owns 21 career games with a sack and a forced fumble, which ranks tied for second in the NFL since 2011, trailing only **Chandler Jones**. Watt had a career-high five of those games in 2018.

### WATT'S CAREER GAMES WITH A SACK AND FUMBLE RECOVERY





Date	Opp	Sacks	FRs
09/16/2012	at Jax	1.5	1
09/30/2012	Ten	2.0	1
11/10/2013	at Ari	1.0	2
09/07/2014	Was	1.0	1
10/09/2014	Ind	2.0	1
10/20/2014	at Pit	1.0	1
11/16/2014	at Cle	1.0	1
11/30/2014	Ten	2.0	1
01/03/2016	Jax	3.0	1
09/18/2016	KC	1.5	1
09/29/2019	CAR	1.0	1

# J.J. WATT NOTES

## REGULAR SEASON MULTI-SACK GAMES (26)

Date	Opp	GP	GS	Tot	Solo	Asst	QBH	TFL	Sk	Yds	Int	Yds	Lg	TD	PD	FF	FR	Yds	TD
<b>2011 (1)</b>																			
11/27/11	at Jax	1	1	7	5	2	4	2	2.0	15.0	0	0	0	0	1	0	0	0	0
<b>2012 (6)</b>																			
9/23/12	at Den	1	1	7	6	1	3	4	2.5	11.5	0	0	0	0	0	0	0	0	0
9/30/12	Ten	1	1	5	4	1	2	3	2.0	17.0	0	0	0	0	0	0	1	7	0
10/14/12	GB	1	1	6	5	1	3	4	2.0	10.0	0	0	0	0	0	0	0	0	0
11/22/12	at Det	1	1	5	5	0	5	4	3.0	22.0	0	0	0	0	2	0	0	0	0
12/2/12	at Ten	1	1	6	6	0	2	3	2.0	21.0	0	0	0	0	2	1	0	0	0
12/16/12	Ind	1	1	10	10	0	4	6	3.0	22.0	0	0	0	0	0	1	0	0	0
<b>2013 (2)</b>																			
9/15/13	Ten	1	1	5	5	0	4	2	2.0	10.0	0	0	0	0	2	0	0	0	0
11/17/13	Oak	1	1	5	5	0	5	2	2.0	21.0	0	0	0	0	0	0	0	0	0
<b>2014 (6)</b>																			
10/9/14	Ind	1	1	7	4	3	4	3	2.0	5.0	0	0	0	0	3	0	1	45	1
10/26/14	at Ten	1	1	3	3	0	2	2	2.0	9.0	0	0	0	0	1	1	0	0	0
11/30/14	Ten	1	1	3	3	0	6	1	2.0	24.0	0	0	0	0	0	1	1	14	0
12/7/14	at Jax	1	1	4	4	0	5	4	3.0	17.0	0	0	0	0	1	0	0	0	0
12/14/14	at Ind	1	1	6	5	1	3	2	2.0	19.0	0	0	0	0	1	0	0	0	0
12/28/14	Jax	1	1	6	6	0	3	4	3.0	20.0	0	0	0	0	0	1	0	0	0
<b>2015 (6)</b>																			
9/13/15	KC	1	1	9	9	0	3	6	2.0	10.0	0	0	0	0	0	0	0	0	0
10/25/15	at Mia	1	1	7	6	1	4	3	2.0	20.0	0	0	0	0	0	0	0	0	0
11/1/15	Ten	1	1	5	3	2	10	1	2.5	13.5	0	0	0	0	0	1	0	0	0
11/22/15	NYJ	1	1	8	8	0	6	5	2.0	14.0	0	0	0	0	0	0	0	0	0
11/29/15	NO	1	1	5	3	2	8	2	2.0	10.0	0	0	0	0	0	0	0	0	0
1/3/16	Jax	1	1	8	5	3	4	3	3.0	23.0	0	0	0	0	2	1	1	0	0
<b>2018 (3)</b>																			
9/23/18	NYG	1	1	8	4	4	4	3	3.0	25.0	0	0	0	0	0	1	0	0	0
9/30/18	at IND	1	1	4	4	0	2	1	2.0	8.0	0	0	0	0	0	2	0	0	0
12/15/18	at NYJ	1	1	6	4	2	2	2	2.0	17.0	0	0	0	0	0	1	0	0	0
<b>2019 (1)</b>																			
09/22/19	at LAC	1	1	5	3	2	5	2	2	9.5	0	0	0	0	0	0	0	0	0
<b>2020 (1)</b>																			
09/20/20	BAL	1	1	2	2	0	3	2	2.0	10.0	0	0	0	0	1	0	0	0	0

DE J.J. Watt has recorded sacks against 27-of-31 other NFL teams.

 14 games 18.0	 2 games 2.0
 16 games 17.0	 2 games 2.0
 13 games 12.0	 4 games 2.0
 3 games 5.0	 2 games 2.0
 6 games 4.5	 2 games 1.5
 5 games 4.0	 1 game 1.0
 2 games 4.0	 4 games 1.0
 3 games 3.5	 4 games 1.0
 4 games 3.5	 2 games 1.0
 1 game 3.0	 2 games 1.0
 3 games 3.0	 3 games 1.0
 3 games 2.0	 1 game 0.5
 4 games 2.0	 2 games 0.5
 3 games 2.0	CHI, LAR, NE & SF 0.0

## STILL DOMINANT

Since his rookie season in 2011, despite missing 32 games, DE J.J. Watt leads the NFL in tackles for loss (164), quarterback hits (273), fumble recoveries (16) and multi-sack games (26). He is also second in sacks (100.0) and tied for fourth in forced fumbles (25) over that span while ranking tied for first among defensive linemen in passes defended (57) and third among linemen in total tackles (510).

### MOST MULTIPLE-SACK GAMES IN THE NFL SINCE 2011

 1. J.J. Watt 26 gms

 2. Chandler Jones 20 gms

## IN BUNCHES

DE J.J. Watt has recorded a sack in five consecutive games on five different occasions in his career. In 2015, Watt had a sack in a franchise-record seven consecutive games from Week 13 of 2014 to Week 2 of 2015. In Weeks 3-5 of 2019, he recorded a sack in three-consecutive games for the first time since 2018. Watt has recorded 3.0-or-more sacks six times, which is the second-most in the NFL since 2011. Houston is 5-1 in those games.

### WATT'S CAREER GAMES WITH 3.0+ SACKS (SIX)

Date	Opp	W/L	Tkls	Sks	QBHs	TFLs	FFs	FRs	PDs
11/22/12	at Det	W	5	3.0	5	4	0	0	2
12/16/12	Ind	W	10	3.0	4	6	1	0	0
12/07/14	at Jax	W	4	3.0	5	4	0	0	1
12/28/14	Jax	W	6	3.0	3	4	1	0	0
01/03/16	Jax	W	8	3.0	4	3	1	1	2
09/23/18	NYG	L	8	3.0	4	3	1	0	0



# J.J. WATT NOTES

## CAREER SACKS BY QUARTERBACK

DE **J.J. Watt** has sacked 20 Pro Bowlers, 6 First-Team All-Pros, 5 NFL MVPs, 5 Heisman Trophy Winners and 7 Super Bowl Winners.

11.0	Andrew Luck, IND
10.5	Blake Bortles, JAX
6.5	Zach Mettenberger, TEN
5.0	Jake Locker, TEN
4.5	Alex Smith, KC
4.0	Ryan Fitzpatrick, BUF-TEN-NYJ
	Eli Manning, NYG
3.5	Blaine Gabbert, JAX
	Ryan Tannehill, MIA-TEN
3.0	Drew Brees, NO
	Matt Hasselbeck, TEN
	Matthew Stafford, DET
2.5	Peyton Manning, DEN
	Mark Sanchez, NYJ-PHI
2.0	Sam Darnold, NYJ
	Joe Flacco, BAL
	Chad Henne, JAX
	Lamar Jackson, BAL
	Matt McGloin, OAK
	Philip Rivers, LAC
	Aaron Rodgers, GB
	Matt Ryan, ATL
1.5	Marcus Mariota, TEN
1.0	Josh Allen, BUF
	Kyle Allen, CAR
	Andy Dalton, CIN
	Robert Griffin III, WAS
	Brian Hoyer, CLE
	Case Keenum, DEN
	Jake Luton, JAX
	Colt McCoy, WAS
	Cam Newton, CAR
	Dan Orlovsky, IND
	Brock Osweiler, MIA
	Carson Palmer, ARZ
	Christian Ponder, MIN
	Dak Prescott, DAL
	Ben Roethlisberger, PIT
	Josh Freeman, TB
0.5	Russell Wilson, SEA

## TROPHY CASE

Along with being named to the Pro Bowl (2012–2015, 2018) and First-Team All-Pro (2012–2015, 2018) five times in his career, DE **J.J. Watt** has also won the 2017 Walter Payton NFL Man Of The Year.

**3**

Associated Press NFL Defensive Player of the Year awards in his career (2012, 14-15), tying **Lawrence Taylor** for most in NFL history

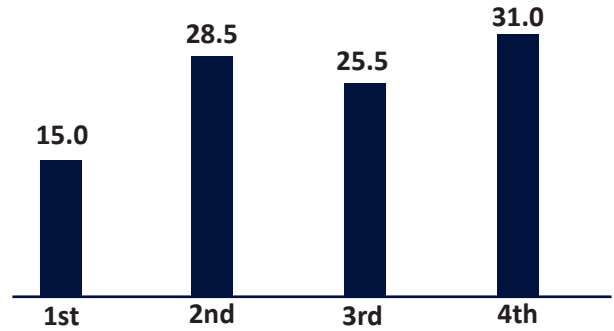
**6**

AFC Defensive Player of the Month awards, which is tied for the most by any defensive player in NFL history (**Bruce Smith**) and tied for the fourth-most overall. Watt won the award in Sept. 2012, Dec. 2012, Sept. 2014, Dec. 2014, Nov. 2015 and Sept. 2018.

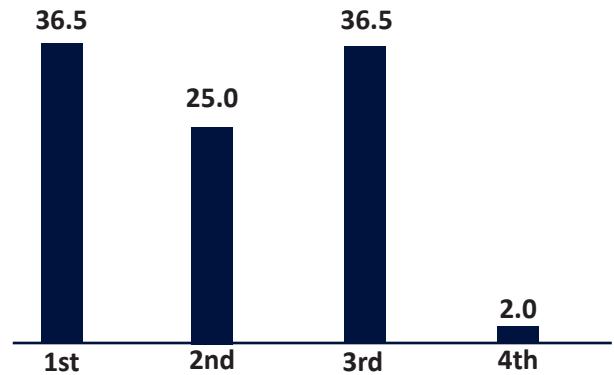
**7**

AFC Defensive Player of the Week awards, which is tied the most among active players and tied for the seventh-most in NFL history. Watt won the award in Week 2 & 15 of 2012; Week 4 & 11 of 2014; Week 11 & 17 of 2015; Week 12 of 2018.

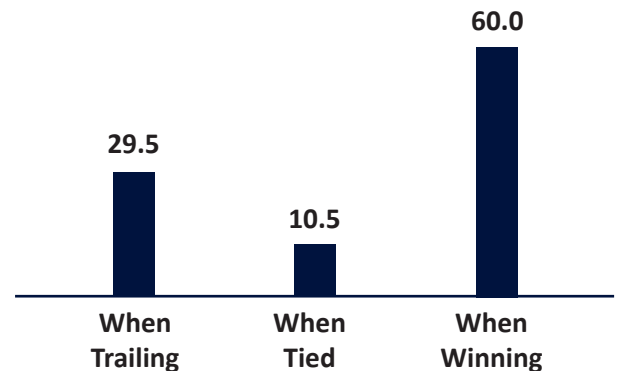
## CAREER SACKS BY QUARTER




## CAREER SACKS BY DOWN



## CAREER SACKS BY SCORE OF GAME



## CAREER SACKS IN PRIME TIME GAMES



## OFFENSIVE PLAYER NOTES

### STRENGTH IN NUMBERS



COOKS

This season, WR **Brandin Cooks**, WR **Will Fuller V** and WR **Randall Cobb** each rank in the top-20 among AFC wide receivers in receptions and receiving yards. The Texans are one of only five teams with three wide receivers who have recorded over 400 receiving yards in 2020.

Cobb, Cooks, Fuller and WR **Kenny Stills** have each notched at least one season with 600-or-more yards.

Only one other team has four different wide receivers on their active roster who have each accomplished that feat (Buffalo). This also will be the first time since 2011 in which the Texans have had four wide receivers who have produced a 600-yard season on their active roster (**Andre Johnson**, **Bryant Johnson**, **Derrick Mason** and **Kevin Walter**).

Texans receivers have not just totaled receiving yards in their careers, but also receiving touchdowns. Cobb, Cooks, Fuller and Stills have each had a season with seven-or-more receiving touchdowns, as well as TE **Darren Fells**. The Texans and Buccaneers are the only team in the NFL with five different pass catchers who have accomplished this feat. It is also the first time in franchise history that the Texans have had five players who have caught seven touchdowns in a season on their active roster.

The Texans have four receivers who have totaled at least 2,000 receiving yards in their careers. Since 2010, the Texans' top four receivers are the third-ranked foursome in the NFL with 20,767 receiving yards. Only the Cardinals and Buccaneers have their top four receivers total at least 20,000 yards since 2010. The Texans are also the only team in the NFL to have a receiver with at least 4,000, 5,000 and 6,000 total receiving yards since 2010.

#### MOST RECEIVING YARDS BY TOP FOUR WRS, SINCE 2010

	Tampa Bay Buccaneers	22,860 yards
	Arizona Cardinals	21,846 yards
	Houston Texans	20,767 yards



### FULLER UP



FULLER

Texans WR **Will Fuller V** ranks sixth in the AFC in receiving yards with 628 and 10th in receptions with 41 this season. His four 100-yard receiving games ranks tied for first in the AFC and second in the NFL, trailing only **DeAndre Hopkins**.

In Weeks 3-9, Fuller put together the second-longest streak of at least 30 receiving yards and one touchdown reception in the NFL since 2016 (six games), trailing only **Antonio Brown** (eight games).

Fuller is the third-fastest player in team history to reach 2,500 career receiving yards. He ranks sixth in team history in receptions (197), fifth in receiving yards (2,859), fifth in receiving touchdowns (22) and seventh in overall touchdowns (23).

### TOUCHDOWN TARGET

WR **Will Fuller V** ranks tied for eighth in the NFL and third in the AFC with six receiving touchdowns in 2020. In Weeks 3-9, he set the franchise record for the most consecutive games with a touchdown reception (six) and became the only player in the NFL in the past two seasons with a touchdown reception in six consecutive games.

Fuller joined **Tyreek Hill** as the only receivers in the NFL over the past two seasons with a touchdown reception in six of the first eight games of a season and he is tied for the fifth-most receiving touchdowns (six) by a Texan within the first nine games of a season. He now owns 22 career receiving touchdowns (2016-20).

Fuller is the only player in the NFL with at least 20 receiving touchdowns (20) on less than 250 targets (226) since 2017. He has caught 20 touchdowns in 31 games played with QB **Deshaun Watson**. He owns the most touchdown receptions through his first 51 career games in team history and passed **Owen Daniels** (17) for the third-most receiving touchdowns by a player in his first five seasons. He also owns the fifth-most games with a receiving touchdown.

Fuller is the fastest receiver in Texans history with 2,500 receiving yards and 20 receiving touchdowns (48 games) and joined Hopkins and **Andre Johnson** as the only players in Texans history with at least 25 receptions and 400 yards in each of their first five seasons.

#### MOST REC. TDS THROUGH 51 GAMES IN TEXANS HISTORY

Rk	Player	Seasons	TDs
1.	Will Fuller V	2016-20	22
2.	DeAndre Hopkins	2013-15	21

#### MOST REC. TDS ON LESS THAN 250 TARGETS SINCE 2017

Rk	Player	Team	TDs
1.	Will Fuller V	HOU	20
2.	Kyle Rudolph	MIN	19

### BIG PLAY THREAT

Texans WR **Will Fuller V** has recorded seven receptions of 50-or-more yards in his career, including one in each season since entering the NFL in 2016. The only other players in the NFL that have recorded one reception of at least 50 yards in each season since 2016 are **Brandin Cooks**, **Amari Cooper** and **Robby Anderson**. Fuller is the only one to accomplish it all with the same team.

Fuller caught a 77-yard touchdown from QB **Deshaun Watson** in Week 9 at Jacksonville, which marked the longest by a Texans player since Week 10 of 2011 (**Jacoby Jones**, 80). It also marked the longest play of Fuller's career, surpassing his 73-yarder in Week 8 of 2018 vs. Miami. He joins **DeAndre Hopkins** as the only receivers in team history with a 50-plus yard reception in each of his first five seasons.



## OFFENSIVE PLAYER NOTES



### COOKIN' THE JAGS

In two games against Jacksonville this season, WR **Brandin Cooks** has totaled 11 receptions for 244 yards (22.2 avg.) and two touchdowns. His 244 yards are the most by a player against any opponent in the NFL, ahead of **D.J. Moore** and **Davante Adams**.

Cooks' 22.2 yards per reception average and six receptions of at least 20 yards are also NFL-leading amongst players with a minimum of 10 receptions against one opponent.

#### MOST RECEIVING YARDS AGAINST AN OPPONENT IN 2020

Rk	Player, Team	Opponent	Rec	Yds	Avg.
1	Brandin Cooks, HOU	Jacksonville	11	244	22.2
2	D.J. Moore, CAR	Tampa Bay	12	216	18.0
3	Davante Adams, GB	Minnesota	21	209	10.0

### KEEPIN' IT 100

WR **Will Fuller V** has registered over 100 receiving yards four times this season, which is a new single-season record (Week 1 at Kansas City, Week 4 vs. Minnesota, Week 6 at Tennessee and Week 9 at Jacksonville).

Fuller owns 12 career games with at least 100 receiving yards, which marks the third-most in Texans history. He joined **Andre Johnson** and **DeAndre Hopkins** as the only players to record 12 100-yard receiving games within their first 50 career games.

In Week 1, Fuller joined **Andre Johnson** as the only players in franchise history with multiple 100-yard receiving games in Week 1 and tied for the fourth-most receiving yards by a Texans receiver in a Week 1 contest. He also joined Johnson and **DeAndre Hopkins** as the only players in team history with a 100-yard receiving game in each of their first five seasons.

#### FULLER'S CAREER 100-YARD GAMES (12)

Season	Wk	Opp	Rec.	Yds	TDs
2016	1	Chi	5	107	1
2016	2	KC	4	104	0
2017	8	@Sea	5	125	2
2018	2	@Ten	8	113	1
2018	3	NYG	5	101	1
2018	8	Mia	5	124	1
2019	5	Atl	14	217	3
2019	12	Ind	7	140	0
2020	1	@KC	8	112	0
2020	4	Min	6	108	1
2020	6	@Ten	6	123	1
2020	9	@Jax	5	100	1

## SPREADING THE LOVE



COBB

In Week 3 at Pittsburgh, Houston had five different players record a reception of at least 20 yards in the first half of a game for the first time in franchise history. TE **Jordan Akins**, WR **Randall Cobb**, WR **Brandin Cooks**, RB **David Johnson** and WR **Kenny Stills** each caught one from QB **Deshaun Watson**.

Cobb finished the game as the Texans' leading receiver, compiling four receptions for 95 yards (23.8 avg.), including a 28-yard touchdown in the first quarter. Cobb has two scores as a member of the Texans and now owns 46 career touchdown receptions and 49 overall touchdowns (2011-20). In Week 7 vs. Green Bay, Cobb finished with a season-high eight receptions for 95 yards (11.9 avg.), which marked the most receptions in a game for him since 2018.

Cobb became the ninth player in NFL history with at least 45 receiving touchdowns, one kickoff return touchdown and one punt return touchdown. He also became the fourth wide receiver to catch a touchdown in each of the last 10 seasons.

#### WIDE RECEIVERS WITH A REC. TD IN EACH SEASON SINCE 2011

Player	Teams	TDs
Randall Cobb	GB-DAL-HOU	46
Julio Jones	ATL	60
Emmanuel Sanders	PIT-DEN-SF-NO	43
Golden Tate	SEA-DET-NYG	46

## JOHNSON & JOHNSON



Du. JOHNSON

RB **Duke Johnson** owns the fourth-most receptions (293), second-most receiving yards (2,689) and fourth-most receiving first downs (125) among running backs since entering the NFL in 2015. He also has 11 receiving touchdowns and eight rushing touchdowns in his NFL career.

RB **David Johnson** leads all NFL running backs in yards per reception (10.6 avg.) and receptions of at least 20 yards (34) since 2015 while ranking tied for second in receiving touchdowns (16), fifth in receiving yards (2,380) and fifth in receiving first downs (115).

The Johnsons have combined for the most receiving yards by current running back teammates since 2015 (5,069). The next closest pair of running back teammates are Patriots RB **James White** and RB **Rex Burkhead** with 4,079 yards.

In fact, the Texans backfield is one of the most productive receiving tandems in NFL history as well. David and Duke Johnson are only the second pair of running back teammates in NFL history to each average at least 3.4 receptions per game in their careers. The running back duo are also the first pair of teammates in NFL history to both enter their sixth seasons with at least 2,000 career receiving yards out of the backfield.

#### WHERE DUKE & DAVID JOHNSON RANK AMONG RBs SINCE 2015

Category	Duke (Rk)	David (Rk)	NFL Leader
Targets	383 (3rd)	334 (5th)	J.White - 462
Receptions	293 (4th)	224 (t-12th)	J.White - 342
Receiving Yards	2,689 (3rd)	2,380 (5th)	J.White - 2,989
Receiving Avg.	9.2 (7th)	10.6 (1st)	-
Receiving TDs	11 (10th)	16 (t-2nd)	J.White - 24
Rec. First Downs	125 (4th)	115 (5th)	J.White - 149
20+ Yard Receptions	31 (t-2nd)	34 (1st)	-

## OFFENSIVE PLAYER NOTES

### NOW WE'RE COOKIN'



COOKS

WR **Brandin Cooks** is tied for the eighth-most receptions (33) and owns the 10th-most receiving yards (411) in the NFL since Week 5. In Weeks 5-9, he recorded four straight games with at least 60 receiving yards for the first time since Weeks 8-11 of 2018.

In Week 9 at Jacksonville, Cooks caught a 57-yard touchdown pass from QB **Deshaun Watson** on Houston's opening drive, which marked his third touchdown as a member of the Texans and the 37th of his NFL career.

Cooks now owns nine receiving touchdowns of at least 50 yards in his NFL career, which marks the fourth most since 2014, and became the fourth player with at least one 50-yard reception in each season since 2016, joining **Will Fuller V**, **Amari Cooper** and **Robby Anderson**. Cooks is also the ninth player in NFL history with a 50-plus yard reception in each of his first seven seasons and joined six other active receivers with at least 500 receiving yards and two touchdown receptions in each of their first seven seasons.


In Week 6 at Tennessee, Cooks logged nine receptions for 68 yards (7.6 avg.) and a touchdown. He tied for the third-most receptions in a game in his career and the most since Week 10 of 2018 (10).

In Week 5 vs. Jacksonville, Cooks posted eight receptions for 161 yards (20.1 avg.) and grabbed a 28-yard touchdown. His 161 receiving yards were the most since posting 186 in Week 15 of 2016 as a member of the Saints and he became the third Texans receiver since 2014 to log three receptions of at least 25 yards in the same game.

#### MOST 50+ YARD RECEPTIONS IN THE NFL SINCE 2014

Rk	Player, Team	Rec.
1	DeSean Jackson, PHI	20
2	Odell Beckham Jr., CLE	14
3t	<b>Brandin Cooks, HOU</b>	<b>13</b>
3t	Antonio Brown, TB	13

### KENNY THE JET



STILLS

Texans WR **Kenny Stills** ranks second among active players in yards per catch since 2013 (min. 200 receptions). He is the only player in the NFL to post at least 25 receptions while maintaining a yards per catch average above 14.0 in each season from 2013-19.

Stills has registered 310 receptions for 4,843 yards (15.6 avg.) and 37 touchdowns since entering the NFL in 2013. He owns 26 career touchdown receptions of at least 20 yards, which is tied for the third-most in the NFL since he entered the league in 2013, trailing **DeAndre Hopkins** and **Antonio Brown**. He logged his first receiving touchdown of the season in Week 4 vs. Minnesota on a 24-yard grab.

Stills has seven-consecutive seasons with three touchdown receptions, which ties for the longest active streak. He also owns six career games with 100-or-more receiving yards on five-or-less receptions, which is tied for the third-most since 2013.

#### HIGHEST REC. AVERAGE IN THE NFL AMONG ACTIVE PLAYERS SINCE 2013 (min. 200 rec.)

	1. DeSean Jackson	17.2
	2. Kenny Stills	15.6
	3. Mike Evans	15.5

### AKIN TO SUCCESS



AKINS

TE **Jordan Akins** ranks fourth among all NFL tight ends in average yards after catch over the last two seasons. In Week 2 vs. Baltimore, Akins finished with seven receptions for 55 yards (7.9 avg.). He notched a new single-game career-high in receptions while posting the second-most receiving yards he's had in a game in his NFL career (73 in Week 3 of 2019 at the Chargers). He owns the second-most receiving yards (835) by a tight end in their first three seasons in franchise history.

Akins recorded four-consecutive games with at least 25 receiving yards for the first time in his NFL career in Weeks 1-4. Last season, he set career highs in receptions (36), receiving yards (418) and receiving touchdowns (two) while averaging 7.3 yards after catch.

#### HIGHEST YARDS AFTER CATCH BY TE SINCE 2019 (min. 50 rec.)

Rk	Player, Team	Avg.
1	Noah Fant, DEN	7.3
2	Jonnu Smith, TEN	7.0
3	George Kittle, SF	6.9
3	<b>Jordan Akins, HOU</b>	<b>6.8</b>

### SCORING THREAT

TE **Darren Fells** is second on the team with three receiving touchdowns this season. He has 10 touchdowns since joining the Texans in 2019, which is the fourth-most by a tight end over the last two seasons, trailing **Mark Andrews**, **Jared Cook** and **Travis Kelce**.

Fells owns the most touchdown receptions (20) by a player with less than 200 career targets in NFL history. He is also the only NFL player with at least 15 receiving touchdowns (16) on less than 150 targets (108) since 2017.

Fells tied **Garrett Graham** (10) for the third-most receiving touchdowns by a tight end in franchise history and recorded consecutive games with a touchdown reception for the third time in his career. He joins **Travis Kelce** and **Eric Ebron** as the only tight ends with at least three touchdowns in each of the past four seasons.

In Week 5 vs. Jacksonville, Fells caught a 44-yard touchdown pass from QB **Deshaun Watson**, which his longest reception since a 49-yarder in 2018 as a member of the Browns. It also marked the third-longest receiving touchdown by a tight end in Texans history and the longest since TE **Jordan Akins** in Week 3 of 2019.

#### MOST TDs ON LESS THAN 200 TARGETS IN NFL HISTORY

Rk	Player	Seasons	Tgts	TDs
1	<b>Darren Fells</b>	<b>2014-20</b>	<b>166</b>	<b>20</b>
2	Mike Sellers	1998-11	190	18
3t	Josh Hill, Kareem Hunt & D.K. Metcalf tied			15

### FELLS SO GOOD



FELLS

In Week 6 at Tennessee, TE **Darren Fells** finished with a career-high 85 receiving yards on six receptions (14.2 avg.) and one receiving touchdown. He posted the most receiving yards by a Texans tight end since **Ryan Griffin** (85) in Week 15 of 2016 and has now notched consecutive games with at least 50 receiving yards for the first time in his career.

In his first season in Houston in 2019, Fells set new single-season career highs in receptions (34), receiving yards (341), receiving touchdowns (seven) and receiving first downs (22). From 2014-19, Fells was one of seven tight ends to average at least 10.0 yards per catch in each season.



## DEFENSIVE PLAYER NOTES



### TACKLING MACHINE

ILB **Zach Cunningham** leads the AFC and ranks third in the NFL with 91 total tackles this season. He is the only AFC player and one of three NFL players with over 85 total tackles and 3.0 sacks this season, joining **Bobby Wagner** and **Devin White**.

Cunningham passed **Jamie Sharper** (83) for the most total tackles by a Texans player in the first nine games of a season. He became the third player in NFL history with at least 90 total tackles and 3.0 sacks in the first nine games and his 3.0 sacks are a single-season career high. He also joined **DeMeco Ryans** as the only players in team history with at least 80 tackles in each of their first four seasons.

In Week 9 at Jacksonville, Cunningham recorded seven total tackles (five solo), one tackle for loss, one quarterback hit, 1.0 sack and one pass defended. He became only the seventh player in Texans history to tally at least four total tackles, 1.0 sack and a pass defended in the first half of a game and the first since **Jadeveon Clowney** in 2018.

Last season, Cunningham led the AFC and ranked seventh in the NFL with a single-season career high 137 total tackles, which tied for the fourth-most by a player in team history. He also became the seventh player since 2000 to record over 130 defensive tackles and five special teams tackles in a season.

#### MOST TOTAL TACKLES IN THE NFL IN 2020

Rk	Player, Team	Solo	Ast	Tot
1t	Blake Martinez, NYG	56	40	96
1t	Roquan Smith, Chi	70	26	96
3	Zach Cunningham, HOU	56	35	91

### SWEET 15

In Week 2 vs. Baltimore, ILB **Zach Cunningham** led the team with 15 total tackles (10 solo) and logged a sack on Ravens QB **Lamar Jackson**. Cunningham notched the third-most total tackles in a game in his career and tied **Jamie Sharper** (three) for the most career games with 15-or-more tackles in team history. He became the fourth player in franchise history with at least 15 total tackles and 1.0 sack in a game and the first since ILB **Benardrick McKinney** in 2016.

Cunningham had two games with a career-high 16 total tackles in 2019: Week 12 vs. Indianapolis and Week 14 vs. Denver. He tied for the fourth-most in a game in Texans history and tied for the most total tackles in a game by any player in the AFC last season.

Cunningham's two games with 15 tackles in 2019 tied for the NFL lead. He also became the third player in team history to record at least 15 tackles in multiple games of a season (**Jay Foreman** in 2003).

### ZACH ATTACK

ILB **Zach Cunningham** has 18 career games with double-digit tackles, which passes **Brian Cushing** for the third-most in Texans history. He has tied his single-season career high with six games of 10-more total tackles this season and is the first player to record four straight games (Weeks 2-5) with double-digit tackles since Cushing in 2009.


Cunningham is the only player in Texans history with at least 10 total tackles in six of the first nine contests. He has recorded double-digit tackles in back-to-back games eight times, including once per season since 2017. He's also the only Texans player to record double-digit tackles in three-straight games on three different occasions since 2010.

Cunningham (415) passed **Dunta Robinson** (396) for the eighth-most in franchise history and Cushing (354) for the third-most by a player in their first four years.

#### CUNNINGHAM'S CAREER GAMES WITH 10+ TACKLES (18)

Date	Wk	Opp	Tot	Solo	Ast
12/25/2017	16	PIT	10	7	3
12/31/2017	17	at IND	11	4	7
10/07/2018	5	DAL	10	7	3
10/14/2018	6	BUF	13	9	4
10/21/2018	7	at JAX	10	8	2
12/23/2018	16	at PHI	12	7	5
09/15/2019	2	JAX	10	9	1
09/29/2019	4	CAR	14	8	6
11/17/2019	11	at BAL	10	7	3
11/21/2019	12	IND	16	13	3
12/08/2019	14	DEN	16	11	5
12/15/2019	15	at TEN	14	10	4
09/20/2020	2	BAL	15	10	5
09/27/2020	3	at PIT	10	8	2
10/04/2020	4	MIN	10	7	3
10/11/2020	5	JAX	10	7	3
10/25/2020	7	GB	11	4	7
11/15/2020	10	at CLE	13	8	5

### T.A. ALL DAY



ADAMS

ILB **Tyrell Adams** ranks third in the AFC and tied for sixth in the NFL in total tackles since Week 5. He tallied his first three career games with double-digit tackles (Weeks 5, 7 and 9) and posted double-digit tackles in back-to-back games for the first time in his NFL career.

Adams joins **Zach Cunningham** and **Benardrick McKinney** as the only Texans players with 50 total tackles, three tackles for loss and three special teams tackles in a single season since 2014.

Adams' previous single-season career high in total tackles was 15 in 2017. He has logged a single-season career-high 12 total tackles in both games against Jacksonville this season (Week 5 and Week 9).

In Week 6 at Tennessee, Adams logged eight total tackles (six solo), 1.0 sack, two passes defended, a tackle for loss and a quarterback hit, becoming the first Texans player to record at least two passes defended and 1.0 sack in a game since DE **J.J. Watt** in Week 17 of 2015 and the first Houston linebacker since **Morlon Greenwood** in 2007.

In Week 7 vs. Green Bay, Adams became the first Texans player to record at least 10 total tackles and one special teams tackle in a game since **Zach Cunningham** in Week 14 of 2019 vs. Denver.

#### MOST TOTAL TACKLES IN THE AFC SINCE WEEK 5

Rk	Player, Team	Tkls
1	Jayon Brown, TEN	53
2	Tremaine Edmunds, BUF	52
3	Tyrell Adams, HOU	50

## DEFENSIVE PLAYER NOTES



### IN GOOD COMPANY

In Week 6 at Tennessee, Texans CB **Bradley Roby** recorded seven total tackles (six solo), two passes defended and an interception. He picked off Titans QB **Ryan Tannehill** at the Houston 31-yard line for his first interception of the season and the 10th of his NFL career.

Roby is tied for the team lead with five passes defended (**Vernon Hargreaves**) and owns 73 in his career. He is the fifth cornerback with an interception in each of the last seven seasons and the third in NFL history to total 300 tackles in 45-or-less games started.

#### CBs WITH AN INTERCEPTION IN EACH SEASON SINCE 2014

Player	Teams	INTs
<b>Bradley Roby</b>	DEN/HOU	10
Bashaud Breeland	WAS/GB/KC	13
Janoris Jenkins	LAR/NYG/NO	19
Patrick Peterson	ARI	16
Stephon Gilmore	BUF/NE	22

### CHUCK WAGON



Texans DE **Charles Omenihu** is one of seven NFL players to sack both Chiefs QB **Patrick Mahomes** and Ravens QB **Lamar Jackson** in their NFL careers. Omenihu took down Mahomes in Week 6 of the 2019 season in Kansas City for his second career sack and sacked Jackson in Week 2 vs. Baltimore this season.

Omenihu, who is tied with DE **J.J. Watt** for the team lead in quarterback hits (eight) and tied for fourth on the team in sacks (2.0), joins **Andrew Billings**, **Joey Bosa**, **Carlos Dunlap**, **Justin Houston**, **Myles Garrett** and **Samson Ebukam** as the only players to take down each of the last two NFL MVP winners.

In Week 3, Omenihu also sacked Steelers QB **Ben Roethlisberger** for his second sack of the year and now owns 5.0 sacks in his NFL career (2019-20). He recorded a sack in consecutive games for the first time in his career and became the seventh player in franchise with at least 2.0 sacks in each of their first two seasons.

### ROOKIE DEBUT



Texans rookie CB **John Reid** made his NFL debut in Week 1 at Kansas City, totaling five solo tackles and one special teams tackle. He notched the most solo tackles by a defensive back and third-most solo tackles by any Texans player in their NFL debut. He also tied **Glover Quin** for the second-most total tackles by a Texans defensive back in their first career NFL game.

Reid was drafted by Houston in the fourth round (141st overall) of the 2020 NFL Draft out of Penn State.

### MERCILUS PURSUIT



#### MERCILUS

OLB **Whitney Mercilus** ranks tied for second in Texans history with 53.0 career sacks (**Mario Williams**). In Weeks 4-5, he recorded a sack in consecutive games for the 10th time in his NFL career after notching his 13th career game with 2.0-or-more sacks in Week 4 vs. Minnesota, which marks the second-most in Texans history.

This season, Mercilus has 3.0 sacks, five tackles for loss, four quarterback hits and a fumble recovery. He has at least 3.0 sacks in eight of his nine NFL seasons and joins DE **J.J. Watt** as the only Texans players with a sack in nine different seasons and multi-sack games in six different seasons. He also has nine career fumble recoveries.

Mercilus owns 18 games with multiple tackles for loss, which is second-most in team history, and 25 games with multiple quarterback hits, which ranks fourth in franchise history.

53.0

Career sacks, ranks tied for second in Texans history

67

Career tackles for loss, ranks second in Texans history

110

Career quarterback hits, ranks second in Texans history

13

Career forced fumbles, ranks second in Texans history

9

Career fumble recoveries, ranks second in Texans history

13

Career games with 2.0+ sacks, ranks second in Texans history

### HALL & NOTES



#### HALL

In Week 6 at Tennessee, Texans DT **P.J. Hall** set single-game career highs in total tackles (seven) and solo tackles (seven) while adding a quarterback hit. He notched six straight games with at least three total tackles for the first time in his career in Weeks 1-6.

In Week 4 vs. Minnesota, Hall finished with six total tackles (two solo) and 1.0 sack. He became the first Texans defensive tackle with at least six tackles and a sack in a game since **Amobi Okoye** in 2010 vs. Kansas City.

Hall is one of 12 defensive tackles in the NFL this season with at least 30 total tackles and 1.0 sack. His 32 total tackles rank tied for seventh-most amongst NFL defensive tackles with a sack through the first 10 weeks of the season. Hall joins **Seth Payne** and **D.J. Reader** as the only Texans defensive tackles to post these totals in the first 10 weeks of a season in franchise history.

Hall was signed by Houston on August 13 after being waived by the Raiders on August 4. He attended Seguin High School and Sam Houston State University before being selected in the second round in 2018. He is the highest drafted player who did not receive an invitation to the NFL Scouting Combine in NFL history.



## SPECIAL TEAMS NOTES



### 169 WEEKS LATER...



WEEKS

LS **Jon Weeks** owns the Texans record for consecutive games played at 169. He has snapped on every field goal, extra point and punt for Houston since he signed as a free agent in 2010 and has contributed with 31 special teams tackles.

Weeks tied for the most games played in franchise history and remains the only Texan to play in every postseason game in team history. He is also one of only 10 NFL players to play in every game of the 2010s decade.

#### MOST CAREER GAMES PLAYED IN TEXANS HISTORY

Rank	Player	Seasons	GP
1t	Jon Weeks	2010-20 (11)	169
1t	Andre Johnson	2003-14 (12)	169
3t	Duane Brown	2008-17 (10)	133
3t	Johnathan Joseph	2011-19 (9)	133
5	Kareem Jackson	2010-18 (9)	132
6	Kris Brown	2002-09 (8)	128
7	Whitney Mercilus	2012-20 (9)	123
8	J.J. Watt	2011-20 (10)	121

### REIDING THE KICK

Over the first nine games, the Texans have recorded the third-lowest opponent field goal percentage (70.6) in the NFL. The special teams unit has only allowed 12-of-17 field goal conversions and are one-of-five teams to block a field goal this season.

Of teams that have had allowed at least 15 field goal attempts, the Texans have the best opponent field goal percentage and are tied for the eighth-fewest field goals made (12) among all teams.

The Texans blocked kicks in consecutive games in Weeks 6-7 for the first time since Weeks 15-16 of the 2019 season. In Week 7 vs. Green Bay, RB **Buddy Howell** blocked his first career punt from Packers P **JK Scott** and became the first Texan to block a punt since ILB **Tyrell Adams** did so in Week 6 of 2018 against Buffalo.

In Week 6, S **Justin Reid** blocked Titans K **Stephen Gostkowski's** 27-yard attempt for his first career block. He became the first Texans player to block a field goal since **Angelo Blackson** in Week 16 of 2019 at Tampa Bay. Gostkowski missed again later in the game, which marked the second-consecutive week that Houston's opponent missed multiple field goals in a game. The Texans had not forced at least two missed field goals in consecutive games since Weeks 11-12 of the 2003 season.

### KICKIN' IT WITH KA'IMI

K **Ka'imi Fairbairn** hasn't missed a field goal attempt from inside of 40 yards since 2017. He owns three games with 10-or-more points scored this season. In Week 9 at Jacksonville, Fairbairn connected on a 54-yarder, which tied for the second-longest of his career and longest since Week 14 of 2019.

Fairbairn ranks fourth in the NFL in total points scored over the last three seasons (2018-20) with 312 and tied for fourth in field goals made with 71. He owns 16 career games with 10-or-more points scored, which is the third-most in franchise history. He also owns 14 career games with three-or-more made field goals, which is the second-most in team history.

Fairbairn is second in Texans history in career field goals made with 91 and became the third Texan to score 400 points (404), joining **Kris Brown** and **Arian Foster**. In Week 10 at Cleveland, Fairbairn notched the second punt of his NFL career on a 26-yarder that pinned the Browns at the four-yard line in the second quarter. Fairbairn also punted against the Buccaneers in Week 16 of the 2019 season.

#### MOST POINTS SCORED IN THE NFL SINCE 2018

Rk	Player	Team	PTS
1	Wil Lutz	NO	365
2	Justin Tucker	BAL	358
3	Harrison Butker	KC	356
4	Ka'imi Fairbairn	HOU	312

### KEY ON SPECIAL TEAMS



CROSSEN

Texans CB **Keion Crossen** leads the team with eight total special teams tackles this season, which also marks his single-season career high.

In Week 9 at Jacksonville, Crossen notched two total tackles (one solo), one special teams tackle and recovered an onside kick from the Jaguars to clinch the game in the fourth quarter.

Crossen's recovery with 1:30 left in the fourth quarter was the first recovery of an opposition's onside kick since Week 15 of 2019 against Tennessee. The Texans have recovered 14 opposition onside kicks in a row, dating back to Week 8 of 2014.

### BANGER

P **Bryan Anger** ranks third in the NFL in net punting average over the last two seasons at 43.8 (min. 40 punts). In Week 9 at Jacksonville, Anger passed **Matt Turk** for the 10th-most punts inside the 20-yard line in NFL history through his first nine seasons (223).

In Week 7 vs. Green Bay, Anger punted four times for 205 yards (51.3 avg.), including a season-long 67-yarder, and pinned two punts inside the 20. He has recorded consecutive games with a 51.0-or-better punting average for the first time since Weeks 2-3 of 2012 as a rookie. Additionally, his 67-yard punt was the fourth-longest of his career and the longest since Week 4 of 2019 vs. Carolina when he tied for the longest punt in team history with a 71-yarder.

### COMPLEMENTARY FOOTBALL

Since 2014, the Texans have committed the third-fewest special teams penalties (96) for the second-fewest special teams penalty yards (770) in the NFL. Only Minnesota (79-630) and Philadelphia (88-773) have committed fewer penalties in that span.

Houston is also the only team in the NFL that has not allowed a field goal to be blocked since the start of the 2015 season. The Texans are also the only team with two-or-fewer total kicks blocked (punts, field goals and extra points) in the NFL since 2015.



**What did you do well against the Browns rushing game for the first three quarters and what happened in the fourth quarter that allowed them to run it well?**

"After that first series, Cleveland was able to run the ball a little bit on us and then we were able to make adjustments and get the guys to understand how we needed to play, so they started playing the way we needed them to play, so we stopped the run. Then in that second half a little bit, I think guys started feeling like they needed to make a play. I feel good about their exuberance on wanting to make a play, but sometimes when you try to make the play yourself, you get out of position or you create seams in the defense. Some of that was happening. We've just got to get to the point where we are disciplined and focused all the time and understand that it's not a one man show, it's the whole unit. That it takes the whole unit really to stop the run. Really every run in this league now is at the point of attack. It used to be you could say they're going to run to the tight end side and that's where it's going to be. But now with the offenses being able to start at the tight end side and then let the runner find look for space and find the opening, then everybody is at the point. If any one person decides he wants to try to make a play, then that can create a seam, and the runners in this league they can find the seam and gain yards. So, we just have to be more consistent all the way across the board."

**What do you need to do to stop Patriots QB Cam Newton who is second on their team in rushing and who is so big?**

"That makes it more difficult because he is a big man and he can run and he doesn't mind running, particularly as you get him into the red zone, he'll pull it down. Then, if he can't find a receiver, he'll pull it down. Here again, and I know I talk about discipline a lot, but you have to be disciplined in your rush lanes and how you rush the guy because if you are undisciplined and you've got three guys on one side and one guy on the other, that creates a big running lane for the quarterback. We have to be disciplined and have two inside rushers, two outside rushers and collapse the pocket on him so that he can't run."

**How do you think WR Will Fuller V and RB C.J. Prosise do in their respective roles on special teams and why did you go back to WR DeAndre Carter later in the game?**

"Well, the decision wasn't to take Carter out, because he was in

the punt return, but we had two punt returners back. Carter was the short punt returner and Will was the deep one. The weather had something to do with that. Plus, we have used Fuller in the past to return a punt. Sometimes it's just one or we get a feel for maybe a punter outkicking his coverage and now Will will be able to take it and get started and have a chance to make a big play. We had him deep and Carter short and he was able to field the deeper kick and get it started up the sideline. Now, we might continue to do that from time to time. I don't know if it will be a full-time thing, but we've used Will in the past, put him in and let him return one because he can catch it and he has return ability."

**When guys continually do the same thing – whether it be not breaking down the tackling position, trying to make the tackle themselves, do you consider replacing those guys if they don't follow the assignments?**

"That becomes somewhat of a problem, in the fact that you say our top guys. If they're our top guys, that's saying that the guys who are below them are not at the level they are, so what you have to try to do is – basically you're on a limited roster and so you play your top guys because they are your top guys. Now, you can send a message and say 'I'm going to take you out and put another guy in and see if he can do it better.' But generally, the top guys are the ones who do it more consistently for you. You can take a chance and put another guy in and see how that works, but I don't know that's going to work any better than the top guy. One of the things about some top guys is that they have that ego and that effort, and they want to be the ones who makes the play. Sometimes they do and they make a play and get a tackle in the backfield or cause a fumble or something like that. You cheer that when that happens, but sometimes when they're out of position and create seams in the defense, then you have to pull them aside and say 'look, this is what we need to do, so now let's see if we can get this done so we can settle this thing down.' I think that happened after that first drive in Cleveland. Then, in the second half with the game being as close as it was, I think some guys felt like that they needed to try to make a play. Sometimes making a play is totally getting out of your gap. Sometimes making a play is trying to jump around the block to out-quick the guy and the guy is not as slow as you think he is, then he gets on you and pushes you wide, which creates a seam. We have all of that kind of going on. We just have to continue to preach to these guys that it takes the unit to be a good unit and just one guy can't get it done."

**What do you think of TE Pharaoh Brown and DT Corey Liuget?**

"I think Pharaoh is making good progress. He's coming along as a blocker. He's an energetic guy. He runs his routes. He can catch the ball. I'm happy that he was able to get that touchdown because there were people around him and he caught it and hung on to it so that we could get points on the board. I think that he'll continue to help us. With Corey, Corey is a veteran who's been around for a while and he was itching to get an opportunity to play. The last few games he's been in some and he made a good play to beat the guard and then be able to get Baker (Mayfield) on the ground and that gave him a sack. I know that he feels good about that production and then we'll see how it goes as we go down the road."





**Do you think there is an accountability issue with the defense because of some of the mistakes that have persisted all season?**

"Well, we still have to continue to preach to these players what's important and how they need to play. People always say that, 'well, if they don't do it, why don't you put someone else in?' And that's a decision that I have to make, whether I think someone else going in will help the defense or hurt the defense. Some people say, 'well, it can't be hurting more than it's hurting.' But I know what our guys can do because they have shown me on film that they can do it right. So now then what I have to do is I have to get them to do it right all the time. That's why you continually hear me talk about discipline, the unit and doing it right all the time."

**Do you expect QB Deshaun Watson to have a bounce-back game this week?**

"I think that Deshaun is such a competitor that he always wants to bounce back if and when he has bad days. So, I think that he'll be looking to get that done this week and he'll be working very hard to make that happen. The weather was definitely a factor in some plays. In the second half when we came out there, there were about four plays that we had guys open that the wind moved the ball. A couple of them there was some contact downfield and we didn't get the call. As you look at those plays, we could've made those plays, let's say if we had been playing inside. But we were playing outside, and so you have to take what happens and then try to make the best of it and move on and get better as you go."

**Can you talk about your relationship with Patriots Head Coach Bill Belichick and what it will be like to face him again?**

"Oh, yeah, it will be great to see Bill again because we worked together for a long time at the Giants and in New England. He's one of the all-time great coaches. It'll be great to compete against him."

**Are there any specific memories about Patriots Head Coach Bill Belichick when you worked together that stand out?**

"Well, probably one of the things that stands out the most is during the strike season, I think the first one in '82 when we didn't know whether we were going to play. Usually, on Wednesday they would say, 'you're not playing this week.' So, we've already got the game plan together and now we're not playing, so now we

have to have something to do. We used to play racquetball against each other in our racquetball courts. That was a good indicator of how Bill approached competition and the game because he would figure out your weakness and then he would attack your weakness. That is the way he does with football."

**What do you remember about the win over the Patriots last season when they had QB Tom Brady? Also, how do you think the Patriots offense has changed since that game?**

"Well you know what, Tom had such a good control of that offense and a knowledge of the offense and a knowledge of the players that he was working with and what their abilities were. He knew who his go-to guys were, so he was able to operate efficiently. His experience, he's seen everything defensively, so it's tough for a defense, for a team to give him something that he hadn't seen. If you give him time, he knows where to go with the ball. That efficiency made them pretty effective as a team. I think their team now is, they got the new quarterback and he's trying to get indoctrinated to the system and it takes time. You see a good game and then you see a game that's so-so, and so then you wonder exactly what you're going to get. But I know what Bill (Belichick) preaches. I know what Bill is going to try to do so that he can win the game. I think that those players that he has, they will fall in line and just like last night, they fell in line even though the weather was a factor. But they fell in line and ran the ball to keep a good quarterback on the sideline."

**What went into the decision to kick the field goal instead of going for it in the third quarter?**

"I thought about going for it at that point and that's why I had to call timeout to finalize that decision. But as we were moving down the field, if we had not made it, if we had gone for it and had not made it, then they get the ball back and they were probably able to run the quarter out and we lose the wind. So, from the field goal, I said, well, we've got the wind and our chances on the field goal are pretty good because Ka'imi (Fairbairn), he can kick the ball. He hit that ball very well. The wind just pushed it out. So, I decided to take that chance. If we had hit the field goal, then the game is tied up and it's in the second half and we'll see what happens. But we missed the field goal and we ended up three points short as it turns out. I felt good about the decision that I made and when I make them, I make them. If we talk about it, we talk about it after the fact."

**Do you expect OLB Jacob Martin to return from the Reserve/COVID-19 list this week? Also, how do you think G/T Max Scharping played against Cleveland?**

"Jacob should be back today as a matter of fact, so we're excited about that because we're thin at that position, so that should help us. Max got in and Max was trying to do his job. I think he was a little rusty from missing 10 to 14 days, but I think that he was representative of what we asked him to do. I think that he'll get better as the week goes along, so I expect to see better things from him."

# TEXANS-PATRIOTS MATCHUP INFORMATION

## ALL TIME SERIES

### REGULAR SEASON

Overall: 2-8 Home: 2-3 Road: 0-5

Date	W/L	Score	H/A	Venue	Texans QB	Patriots QB
11/23/03	L	23-20 (OT)	H	Reliant Stadium	T. Banks	T. Brady
12/17/06	L	40-7	A	Gillette Stadium	D. Carr	T. Brady
1/3/10	W	34-27	H	Reliant Stadium	M. Schaub	T. Brady
12/10/12	L	42-14	A	Gillette Stadium	M. Schaub	T. Brady
12/1/13	L	34-32	H	Reliant Stadium	C. Keenum	T. Brady
12/13/15	L	27-6	H	NRG Stadium	B. Hoyer	T. Brady
9/22/16	L	27-0	A	Gillette Stadium	B. Osweiler	J. Brissett
9/24/17	L	36-33	A	Gillette Stadium	D. Watson	T. Brady
9/9/18	L	27-20	A	Gillette Stadium	D. Watson	T. Brady
12/1/19	W	28-22	H	NRG Stadium	D. Watson	T. Brady

**HOUSTON  
TEXANS**

2020  
2-7

3rd, AFC South

**PATRIOTS**

2020  
4-5

3rd, AFC East

## SERIES BREAKDOWN

Record vs. Patriots ..... Texans trail, 2-8  
 Last meeting ..... Texans 28, Patriots 22 (12/1/19)  
 Texans largest margin of victory ..... 7 (Texans 34, Patriots 27; 1/3/10)  
 Patriots largest margin of victory ..... 33 (Patriots 40, Texans 7; 12/17/06)  
 Current win streak ..... Texans, 1 (2019-present)  
 Patriots longest win streak ..... 6 (2012-2018)  
 Most points, Texans ..... 34 (Texans 34, Patriots 27; 1/3/10)  
 Most points, Patriots ..... 42 (Patriots 42, Texans 14; 12/10/12)  
 Most points, both teams ..... 69 (Patriots 36, Texans 33; 9/24/17)  
 Fewest points, Texans ..... 0 (Patriots 27, Texans 0; 9/22/16)  
 Fewest points, Patriots ..... 22 (Texans 28, Patriots 22; 12/1/19)  
 Fewest points, both teams ..... 27 (Patriots 27, Texans 0; 9/22/16)  
 Most net yards, Texans ..... 439 (Texans 34, Patriots 27; 1/3/10)  
 Most net yards, Patriots ..... 472 (Patriots 23, Texans 20 (OT), 11/23/03)  
 Most rushing yards, Texans ..... 167 (Texans 27, Patriots 20; 9/9/18)  
 Most rushing yards, Patriots ..... 185 (Patriots 27, Texans 0; 9/22/16)  
 Most passing yards, Texans ..... 295 (Texans 34, Patriots 27; 1/3/10)  
 Most passing yards, Patriots ..... 365 (Patriots 34, Texans 31; 12/1/13)  
 Fewest net yards, Texans ..... 169 (Patriots 23, Texans 20 (OT), 11/23/03)  
 Fewest net yards, Patriots ..... 230 (Patriots 40, Texans 7; 12/17/06)  
 Fewest rushing yards, Texans ..... 52 (Texans 28, Patriots 22; 12/1/19)  
 Fewest rushing yards, Patriots ..... 59 (Patriots 36, Texans 33; 9/24/17)  
 Fewest net passing yards, Texans ..... 80 (Patriots 23, Texans 20 (OT), 11/23/03)  
 Fewest net passing yards, Patriots ..... 97 (Patriots 27, Texans 0; 9/22/16)  
 Most sacks, Texans ..... 5 (Patriots 36, Texans 33; 9/24/17)  
 Most sacks, Patriots ..... 6 (Patriots 27, Texans 6; 12/13/15)  
 Most interceptions, Texans ..... 2 (Patriots 23, Texans 20 (OT), 11/23/03)  
 Most interceptions, Patriots ..... 4 (Patriots 40, Texans 7; 12/17/06)  
 Most turnovers, Texans ..... 4 (Patriots 40, Texans 7; 12/17/06)  
 Most turnovers, Patriots ..... 3 (2x - last: Texans 27, Patriots 20; 9/9/18)  
 Most penalties, Texans ..... 10-60 (Patriots 36, Texans 33; 9/24/17)  
 Most penalties, Patriots ..... 8-60 (Texans 28, Patriots 22; 12/1/19)



In last season's Week 13 win over the Patriots (12/1), RB **Duke Johnson** recorded his second-most receiving yards (54) and tied for the second-most receptions (five) in a game on the year. Johnson also added a 14-yard touchdown reception, which was his third of the season.

## 2020 INDIVIDUAL COMPARISON

### TEXANS

### PATRIOTS

#### PASSING YARDS

Deshaun Watson ..... 2,539      Cam Newton ..... 1,535

#### RUSHING YARDS

David Johnson\* ..... 408      Damien Harris ..... 471  
 Deshaun Watson ..... 233      Cam Newton ..... 335  
 Duke Johnson ..... 149      Rex Burkhead ..... 267

#### RECEIVING YARDS

Will Fuller V ..... 628      Jakobi Meyers ..... 353  
 Brandin Cooks ..... 549      Damiere Byrd ..... 337  
 Randall Cobb ..... 434      Julian Edelman\* ..... 315

#### POINTS SCORED

Ka'imi Fairbairn ..... 62      Nick Folk ..... 61  
 Will Fuller V ..... 36      Cam Newton ..... 54  
 David Johnson\* ..... 24      Rex Burkhead ..... 36

#### INTERCEPTIONS

Bradley Roby ..... 1      J.C. Jackson ..... 6  
 Vernon Hargreaves III ..... 1      Devin McCourty ..... 2

#### SACKS

J.J. Watt ..... 4.0      Chase Winovich ..... 2.5  
 Zach Cunningham ..... 3.0      Shilique Calhoun\* ..... 2.0  
 Whitney Mercilus ..... 3.0      John Simon ..... 2.0

#### DEFENSIVE TACKLES

Zach Cunningham ..... 91      Adrian Phillips ..... 59  
 Justin Reid ..... 54      Jonathan Jones ..... 45  
 Tyrell Adams ..... 53      Ja'Whaun Bentley ..... 45

#### SPECIAL TEAMS TACKLES

Keion Crossen ..... 8      Three Players ..... 4  
 Three players ..... 4

#### KICKOFF RETURNS (Avg.)

DeAndre Carter ..... 20.8      Gunner Olszewski ..... 24.1

#### PUNT RETURNS (Avg.)

DeAndre Carter ..... 8.7      Gunner Olszewski ..... 13.5

#### FIELD GOALS

Ka'imi Fairbairn...14/17, 82.4%      Nick Folk..... 15/17, 88.2%

#### PUNTING (GROSS/NET Avg.)

Bryan Anger ..... 48.3/42.8      Jake Bailey ..... 46.8/45.3

\* - placed on the Reserve/Injured list.  
*Italic denotes no longer on roster.*



# TEXANS-PATRIOTS MATCHUP INFORMATION

## 2020 OFFENSIVE STATISTICAL COMPARISON

	HST	Rnk	NE	Rnk
Yards / Game	354.4	20	3559	19
Yards / Play	6.03	6	5.57	20
Rushing Yards / Game	87.9	31	161.1	3
Rushing Yards / Play	3.94	26	4.87	7
Passing Yards / Game	266.6	8	194.8	29
Passing Yards / Play	7.94	2	6.79	20
Interception Rate	1.66%	9	4.26%	30
Sacks / Pass Attempt	8.61%	25	6.20%	17
First Downs / Game	19.6	28	23.3	8t
Punt Return Avg	8.5	17	7.6	20
Kickoff Return Avg	20.6	18	23.9	10
Field Goals Made	82.35%	21	88.24%	16t
3rd Down Pct	41.82%	17	43.14%	13
4th Down Pct	60.00%	15t	70.00%	7
Red Zone Pct	60.00%	21	56.67%	24
Goal to Go Pct	66.67%	27t	71.43%	24t
Avg Time of Possession	26:45	32	30:27	13
Points/Game	22.2	25	21.0	27

## 2020 DEFENSIVE STATISTICAL COMPARISON

	HST	Rnk	NE	Rnk
Yards / Game	409.1	29	353.3	13
Yards / Play	6.08	27	6.12	28
Rushing Yards / Game	167.4	32	129.2	24
Rushing Yards / Play	5.18	32	4.44	18
Passing Yards / Game	241.7	18	224.1	10
Passing Yards / Play	7.35	26	8.23	31
Interception Rate	0.68%	32	4.49%	1
Sacks / Pass Attempt	6.42%	15	5.31%	23
First Downs / Game	24.1	28t	20.3	9t
Punt Return Avg	6.6	13	4.3	2
Kickoff Return Avg	21.2	11	21.9	16
3rd Down Pct	47.93%	27	42.11%	18
4th Down Pct	63.64%	22t	33.33%	2t
Red Zone Pct	60.53%	14	60.71%	15
Goal to Go Pct	73.91%	11	78.57%	15
Points / Game	28.0	26	23.4	10t
Point Differential / Game	-5.8	28	-2.4	20
Yard Differential / Game	-54.7	30	2.6	15

## TEXANS BIG DAYS AGAINST THE PATRIOTS

QB **DESHAUN WATSON** led the Texans to their first win against the Patriots since 2012 in Week 13 of 2019 when he completed 18-of-25 passes (72.0 percent) for 234 yards and three touchdown passes. His 140.7 passer rating was the third-highest of his career and the fourth-best against the Patriots since 2010. He also caught a six-yard touchdown pass to join Jim McMahon (1985) as the only players to have at least three passing touchdowns and a receiving touchdown in a single game.

As a member of the Dolphins in 2018, WR **KENNY STILL**s caught a career-high eight receptions for 135 yards (16.9 avg.) and one touchdown against the Patriots in Week 14 (12/9). With a 43-yard reception in the game, Stills eclipsed 4,000 career receiving yards.

After returning from injury in Week 13 last season, CB **BRADLEY ROBY** notched four total tackles (three solo), 1.0 sack and one interception against the Patriots. It was the first time in his NFL career he notched a sack and interception in the same game and became only the ninth player in team history to accomplish the feat.

In S **MICHAEL THOMAS**' first career NFL game, he recorded two solo tackles and two passes defended, including a game-ending interception in Week 15 of 2013 (12/15) as a member of the Dolphins. Thomas' performance earned him AFC Defensive Player of the Week honors, becoming the second Dolphins player to win the award after his first NFL game.

## TEXANS CAREER STATS VS. PATRIOTS

### PASSING

Player	G	A-C-I	Pct.	Yds	TD	Sk/Lst	Rtg
J. McCown	4	121-70-5	57.9	790	3	11/75	68.5
D. Watson	3	92-57-3	62.0	711	6	8/43	94.1

### RUSHING

Player	G	Att.	Yds	Avg.	Lg	TD
D. Watson	3	20	80	4.0	13	0
C. Proise	1	17	66	3.9	10	0
J. McCown	4	9	65	7.2	16	0
Du. Johnson	2	13	37	2.9	13	0
R. Cobb	3	2	8	4.0	6	0

### RECEIVING

Player	G	Rec.	Yds	Avg.	Lg	TD
K. Stills	10	32	514	16.0	43	5
R. Cobb	3	16	195	12.2	59	0
C. Proise	1	7	87	12.4	38	0
Du. Johnson	2	7	75	10.7	15	1
W. Fuller V	2	4	39	9.8	18	0
J. Akins	2	3	30	10.0	19	0
D. Fells	2	2	23	11.5	13	1

### DEFENSE

Player	G	S	A	Tot	Sk	Yds	INT	PD	FF	FR
M. Thomas	9	19	12	31	1.0	14.0	1	4	1	0
W. Mericlus	7	15	7	22	3.5	25.0	0	0	1	0
J. Watt	6	17	5	22	0.0	0.0	0	1	1	0
Z. Cunningham	3	9	12	21	0.5	2.0	0	1	0	0
P. Gaines	3	13	1	14	0.0	0.0	0	0	0	0
V. Hargreaves III	2	10	2	12	0.0	0.0	0	1	0	0
B. Roby	5	9	1	10	1.0	10.0	2	4	1	0
Ju. Reid	2	6	1	7	0.0	0.0	0	2	0	0
B. Dunn	4	5	1	6	0.0	0.0	0	0	0	0
L. Johnson Jr.	1	5	1	6	0.0	0.0	0	1	0	0
E. Murray	2	4	1	5	1.0	4.0	0	0	0	0
J. Martin	1	1	2	3	1.5	11.0	0	0	0	0
C. Omenihu	1	3	0	3	0.0	0.0	0	0	0	0



QB Deshaun Watson became the second starting quarterback in franchise history to defeat the Patriots when he helped lead them to a 29-22 victory in Week 13 last season. Watson caught his first career touchdown pass and added three passing touchdowns in the win.

# THE HEAD COACHES



**ROMEO CRENNEL**  
INTERIM HEAD  
COACH SINCE WEEK 5

## QUICK HITS

### AS AN NFL HEAD COACH:

REG. SEASON  
RECORD



INTERIM HC  
RECORD



RECORD VS.  
PATRIOTS



### COACHING EXPERIENCE



38 YEARS



11 YEARS



WESTERN  
KENTUCKY



FORT KNOX, KY.

## CAREER JOURNEY

	MULTIPLE POSITIONS	2014-20
	HEAD COACH/DEF. COORD.	2010-12
	HEAD COACH	2005-08
	DEF. COORD./DEF. LINE	2001-04
	DEF. COORD./DEF. LINE	2000
	DEFENSIVE LINE	1997-99
	DEFENSIVE LINE	1993-96
	MULTIPLE POSITIONS	1981-92
	DEFENSIVE LINE	1980
	DEF. ASST.	1975-77
	DEFENSIVE ENDS	1978-79
	GRAD. ASST.	1970-74



**BILL BELICHICK**  
21ST SEASON

## QUICK HITS

SUPER BOWL TITLES:

**6**

NFL RECORD

CAREER WINS:

**277**

1ST AMONG ACTIVE COACHES  
& 3RD ALL-TIME

REG. SEASON  
RECORD



PLAYOFF  
RECORD



RECORD VS.  
TEXANS



### EXPERIENCE:



46 YEARS

### ALMA MATER



WESLEYAN

### HOMETOWN



NASHVILLE, TENN.

## CAREER JOURNEY

	HEAD COACH	2000-20
	ASST. HEAD COACH/SEC.	1997-99
	ASST. HEAD COACH/SEC.	1996
	HEAD COACH	1991-95
	MULTIPLE POSITIONS	1979-90
	ASST. ST/DEFENSIVE ASST.	1978
	ASST. ST/WRs/TEs	1976-77
	SPECIAL ASSISTANT	1975



# THE LAST TIME THEY MET



22

## 2019 WEEK 13

New England Patriots 22, Houston Texans 28

72,025 NRG Stadium Houston, Texas Dec 1, 2019



28

New England Patriots	3	0	6	13	—	22
Houston Texans	7	7	7	7	—	28

### Scoring Drives

TEAM	QTR	TIME	SCORING PLAY	NE	HOU
Patriots	1	07:04	K.Forbath 23 yd. Field Goal (14-69, 7:01)	3	0
Texans	1	00:38	D.Johnson 14 yd. pass from D.Watson (K.Fairbairn kick) (3-21, 1:20)	3	7
Texans	2	06:21	D.Fells 13 yd. pass from D.Watson (K.Fairbairn kick) (13-88, 6:52)	3	14
Texans	3	05:41	K.Stills 35 yd. pass from D.Watson (K.Fairbairn kick) (6-58, 1:27)	3	21
Patriots	3	00:11	J.White 12 yd. pass from T.Brady (kick failed, wl) (12-75, 5:30)	9	21
Texans	4	09:53	D.Watson 6 yd. pass from D.Hopkins (K.Fairbairn kick) (9-75, 5:18)	9	28
Patriots	4	03:42	J.White 11 yd. pass from T.Brady (pass failed) (13-75, 6:11)	15	28
Patriots	4	00:50	J.Edelman 20 yd. pass from T.Brady (K.Forbath kick) (6-94, 1:46)	22	28

### New England Patriots

PASSING	ATT	CP	YDS	SK/YD	TD	LG	INT	RTG
Tom Brady	47	24	326	3/23	3	44	1	85.9
<b>TOTAL</b>	<b>47</b>	<b>24</b>	<b>326</b>	<b>3/23</b>	<b>3</b>	<b>44</b>	<b>1</b>	<b>85.9</b>

RUSHING	ATT	YDS	AVG	LG	TD
James White	14	79	5.6	32	0
Sony Michel	10	45	4.5	17	0
Rex Burkhead	3	15	5.0	10	0
Tom Brady	1	13	13.0	13	0
Julian Edelman	1	-7	-7.0	-7	0
<b>TOTAL</b>	<b>29</b>	<b>145</b>	<b>5.0</b>	<b>32</b>	<b>0</b>

RECEIVING	NO	YDS	AVG	LG	TD
James White	8	98	12.3	36	2
Julian Edelman	6	106	17.7	44	1
Jakobi Meyers	3	46	15.3	21	0
Mohamed Sanu Sr.	3	14	4.7	6	0
Phillip Dorsett II	2	15	7.5	9	0
Matt LaCrosse	1	24	24.0	24	0
Ben Watson	1	23	23.0	23	0
<b>TOTAL</b>	<b>24</b>	<b>326</b>	<b>13.6</b>	<b>44</b>	<b>3</b>

TOP DEFENSE	TOT	SOLO	AST	SCK	YDS	INT
Lawrence Guy	7	4	3	0.0	0.0	0
Dont'a Hightower	6	3	3	1.0	9.0	0
John Simon	5	3	2	0.0	0.0	0

FIELD GOALS	FGM/FGA	PERCENT	RESULTS
Kai Forbath	1-1	100.0	(23)
<b>TOTAL</b>	<b>1-1</b>	<b>100.0</b>	

### Houston Texans

PASSING	ATT	CP	YDS	SK/YD	TD	LG	INT	RTG
Deshaun Watson	25	18	234	3/16	3	35	0	140.7
DeAndre Hopkins	1	1	6	0/0	1	6	0	131.2
<b>TOTAL</b>	<b>26</b>	<b>19</b>	<b>240</b>	<b>3/16</b>	<b>4</b>	<b>35</b>	<b>0</b>	<b>141.0</b>

RUSHING	ATT	YDS	AVG	LG	TD
Duke Johnson	9	36	4.0	13	0
Carlos Hyde	10	17	1.7	4	0
Deshaun Watson	4	-1	-0.3	2	0
<b>TOTAL</b>	<b>23</b>	<b>52</b>	<b>2.3</b>	<b>13</b>	<b>0</b>

RECEIVING	NO	YDS	AVG	LG	TD
DeAndre Hopkins	5	64	12.8	27	0
Duke Johnson	5	54	10.8	15	1
Kenny Stills	3	61	20.3	35t	1
Darren Fells	2	23	11.5	13t	1
Jordan Akins	1	19	19.0	19	0
Will Fuller V	1	8	8.0	8	0
Deshaun Watson	1	6	6.0	6t	1
Carlos Hyde	1	5	5.0	5	0
<b>TOTAL</b>	<b>19</b>	<b>240</b>	<b>12.6</b>	<b>35T</b>	<b>4</b>

TOP DEFENSE	TOT	SOLO	AST	SCK	YDS	INT
Benardrick McKinney	7	3	4	0.0	0.0	0
D.J. Reader	7	3	4	0.0	0.0	0
Zach Cunningham	7	3	4	0.5	2.0	0

FIELD GOALS	FGM/FGA	PERCENT	RESULTS
	No Field Goals		

### Team Statistics

	Patriots	Texans
First Downs	29	16
3rd Down Eff. (Made/Att/Pct)	9/17/53%	6/11/55%
4th Down Eff. (Made/Att/Pct)	1/2/50%	0/0/0%
Total Net Yards	448	276
Total Plays	79	52
Yards Per Play	5.7	5.3
Rushes/Net Yards	29/145	23/52
Net Passing	303	224
Pass Attempts/Completions	47/24	26/19
Had Intercepted	1	0
Sacked/Yards Lost	3/23	3/16
Punts/Average	4/44.0	5/47.2
Penalties/Yards	8/60	8/79
Fumbles/Lost	0/0	0/0
Possession Time	34:35	25:25

# TEXANS-PATRIOTS CONNECTIONS



WR **Brandin Cooks** spent the 2017 season with the Patriots and was one of two receivers in the NFL to notch at least 1,000 receiving yards, five receiving touchdowns and 16.0 yards per reception. Cooks also finished tied for third in the NFL with 15 receptions of at least 25 yards in his lone season with New England.

## TEXANS WITH MASSACHUSETTS CONNECTIONS

- **Massachusetts hometowns:** CB **Phillip Gaines** (Concord), Offensive Assistant **John Aylward** (Tewksburg) and Wide Receivers Coach **John Perry** (Lawrence)
- **Coached College in Massachusetts:** Wide Receivers Coach **John Perry** (Merrimack and Northeastern)

## PATRIOTS WITH TEXAS CONNECTIONS

- **Texas hometowns:** RB **Rex Burkhead** (Plano), DL **Adam Butler** (Duncanville), WR **Gunner Olszewski** (Alvin), DB **Adrian Phillips** (Garland), DL **Deatrich Wise Jr.** (Carrollton), DB **Cody Davis** and QB **Jarrett Stidham** (Stephenville)
- **Attended College in Texas:** DB **Cody Davis** (Texas Tech), QB **Cam Newton** (Blinn Junior College), DB **Adrian Phillips** (Texas) and QB **Jarrett Stidham** (McLennan Community College and Baylor)

## FORMER PATRIOTS ON THE TEXANS

- Interim Head Coach **Romeo Crennel** coached in New England for eight seasons during two different stints (1993-96 and 2001-04). During his time with the Patriots, Crennel was named the NFL Assistant Coach of the Year by the Pro Football Writers of America following the 2003 season. Crennel helped the team win three of four Super Bowls from 2001-04 when he was the defensive coordinator, capped off by a 2004 team that finished tied for second in points per game allowed (16.3).
- WR **Brandin Cooks** played one season (2017) for the Patriots and recorded a single-season career high in yards per reception (16.6 avg.). He also added 1,082 receiving yards and seven touchdowns en route to a Super Bowl LII appearance with the team.
- CB **Keion Crossen** spent his rookie season (2018) with the Patriots and notched a single-season career-high seven special teams tackles after playing in 11 games.

## COLLEGE CONNECTIONS

**HOUSTON  
TEXANS**

**PATRIOTS**

RB **Duke Johnson** (2012-14)



QBs Coach **Jedd Fisch** (2011-12)

QB **AJ McCarron** (2010-13)  
OLBs Coach **Chris Rumph** (2011-13)



Def. Asst. **Vinnie Sunseri** (2011-13)

S **Justin Reid** (2015-17)  
ILB **Peter Kalambayi** (2014-17)



P **Jake Bailey** (2015-18)

RB **Buddy Howell** (2014-17)  
Off. Asst. **DeNarius McGhee** (2014)



TEs/FBs Coach **Nick Caley** (2014)

T **Laremy Tunsil** (2013-15)



DL Coach **Demarcus Covington** (2013-14)

G/T **Brent Qvale** (2010-13)



RB **Rex Burkhead** (2009-12)

T **Roderick Johnson** (2014-16)



TE **Ryan Izzo** (2014-17)

Coord. of Football Research/Def. Asst.  
**Matt O'Donnell** (2012-13)



DL **Carl Davis** (2011-14)  
OL **James Ferentz** (2008-12)

Def. Asst. **Deon Broomfield** (2010-13)



WR **Jakobi Meyers** (2016-18)  
OL **Joe Thuney** (2012-15)

CB **Bradley Roby** (2011-13)



DE **John Simon** (2009-12)

DE **J.J. Watt** (2009-10)



RB **James White** (2010-13)

ILB **Zach Cunningham** (2014-16)



DL **Damiere Byrd** (2013-16)



Texans G/T **Brent Qvale** (left) and Patriots RB **Rex Burkhead** (center) were teammates at Nebraska from 2010-12 and helped lead the Cornhuskers to one of their best seasons in 2010. Nebraska went 10-4 and peaked at No. 5 in the AP Poll, which was their highest ranking in school history since 2001.



# TEXANS-PATRIOTS CONNECTIONS



Patriots QB **Brian Hoyer** played one season with the Texans in 2015 and in just 11 games, he tied for the sixth-most passing touchdowns in a season in franchise history (19). Hoyer also became the first quarterback in Texans history to throw at least two touchdown passes in five consecutive games (Weeks 4-8).

## FORMER PATRIOTS ON THE TEXANS CONT.

- Offensive Consultant **Carl Smith** spent 1997-99 with the Patriots as the tight ends coach and assistant head coach/quarterbacks coach. Smith helped lead QB Drew Bledsoe to his best season as a pro in 1997 when he was voted to the Pro Bowl.

## FORMER TEXANS ON THE PATRIOTS

- QB **Brian Hoyer** spent the 2015 season with the Texans in which he started 10 games, including the Wild Card Round game for the team. Hoyer threw for 2,606 yards in the regular season along with 19 touchdowns en route to a 5-4 record as a starter.
- In three seasons (2014-16) with the Texans, DE **John Simon** logged 109 total tackles (72 solo), 10.0 sacks, nine tackles for loss and one forced fumble. Simon had a single-season career-high 5.0 sacks in 2015 with the team.
- TE **Jordan Thomas** entered the NFL as an undrafted free agent with the Texans in 2018 and played in 21 games (12 starts) for the team from 2018-19. Thomas caught four touchdown passes as a rookie, which tied Andre Johnson for the second-most by a rookie in Texans history.

## COACHING CONNECTIONS

- During their careers, Texans Interim Head Coach **Romeo Crennel** and Patriots Head Coach **Bill Belichick** have coached together for 16 seasons with three different organizations (Patriots, Giants and Jets). Belichick detailed his admiration for Crennel when he said "can't say enough positive things about Romeo. As a person, he's the best. Great friend. Tremendous, quality individual. Honest, hard-working, trustworthy. Totally team-oriented, dedicated. As a coach, Romeo does a great job of – he's a great teacher... He's a great football coach. One of the very best I've ever worked with."

## NFL CONNECTIONS

HOUSTON  
TEXANS

PATRIOTS

WR Kenny Stills (2015-18)  
S Michael Thomas (2013-17)  
T Laremy Tunsil (2016-18)  
RBs Coach Danny Barrett (2016-17)



WR Isaiah Ford (2017-20)

QB AJ McCarron (2014-17)



RB Rex Burkhead (2013-16)

ILBs Coach Bobby King (2014-16)  
Sec. Coach D'Anton Lynn (2017)



DL Lawrence Guy (2013-14)  
DB Adrian Phillips (2014-19)

Interim HC Romeo Crennel (1981-92)



Head Coach Bill Belichick (1979-90)

QB Josh McCown (2017-19)  
G/T Brent Qvale (2014-19)  
OL Coach Mike Devlin (2006-14)  
Sec. Coach D'Anton Lynn (2012; 2014)  
DC/DL Coach Anthony Weaver (2012)  
Interim HC Romeo Crennel (1997-99)



Head Coach Bill Belichick (1997-99)  
DB Terrence Brooks (2017-18)  
K Nick Folk (2010-16)  
WRs Coach Mick Lombardi (2017-18)

TE Pharaoh Brown (2018-19)  
TE Darren Fells (2018)  
CB Phillip Gaines (2018)  
RB Duke Johnson (2015-18)



DL Carl Davis (2018)  
CB Jason McCourty (2017)

CB Bradley Roby (2014-18)



OL James Ferentz (2015-16)

DC/DL Coach Anthony Weaver (2013)  
Def. Asst. Deon Broomfield (2014)  
Sec. Coach D'Anton Lynn (2015-16)



CB Stephon Gilmore (2012-16)

RB David Johnson (2015-19)  
TE Darren Fells (2012-16)  
G Senio Kelemete (2012)



DB Justin Bethel (2012-17)  
QB Brian Hoyer (2012)  
WR Damiere Byrd (2019)

ST Coord. Tracy Smith (2012-14)



WRs Coach Mick Lombardi (2013-16)



Texans Interim Head Coach **Romeo Crennel** (right) and Patriots Head Coach **Bill Belichick** (left) will face off against one another as head coaches for the second time in their careers. During their time coaching together, the two won seven division titles, five conference championships and five Super Bowl titles.

# PLAYER QUICK NOTES



## QUARTERBACKS (3)

### 2 AJ McCARRON 6-3 215 7th season Alabama

Seventh-year quarterback in his second year with the Texans after signing as a free agent in 2019...Has thrown for 1,153 yards and six touchdowns over his seven seasons in the league, including a career-high 854 yards and six touchdowns for the Bengals in 2015...Originally selected in the fifth round (164th overall) of the 2014 NFL Draft by the Bengals.

### 3 JOSH McCOWN 6-4 218 18th season Sam Houston State

An 18-year NFL veteran who has seen game action for nine different teams, appearing in 102 games and making 76 starts... Totaled 17,731 passing yards on 1,584-of-2,633 completions (60.2%) with 98 touchdowns and 82 interceptions, while adding 1,106 rushing yards on 248 attempts (4.5 avg.) and 13 touchdowns in his career...Is one of three quarterbacks to win Player of the Week awards in both the AFC and NFC since 2013 (Tom Brady and Ryan Fitzpatrick)...Entered the NFC Wild Card game with the Eagles vs. Seattle (1/5/20) after starting QB Carson Wentz sustained an injury in the first quarter and completed 18-of-24 passes (75.0 %) for 174 yards and a 94.8 quarterback rating...Originally selected by the Arizona Cardinals with the 16th pick in the third round (81st overall) of the 2002 NFL Draft.

### 4 DESHAUN WATSON 6-2 215 4th season Clemson

In 2020, he became the eighth quarterback in NFL history and first in franchise history with at least 250 passing yards and one touchdown in each of the first eight games of a season...Notched his fifth-straight game in Week 7 vs. Green Bay (10/25) with a passer rating of at least 100.0, which was a career-best and franchise record...Marked the first player in NFL history to surpass 10,000 career passing yards and 1,000 career rushing yards in his first 40 career games in Week 2 vs. Baltimore...Became the only player in NFL history to record consecutive seasons with 25-or-more passing touchdowns and five-or-more rushing touchdowns...Joined Steve Young (1994, 1998) as the only quarterbacks in NFL history with more than one of such season...Was just the fifth player since the merger to record over 26 passing touchdowns and seven rushing touchdowns in a single season...Completed 28-of-33 passes (84.8 percent) for 426 yards, five touchdowns and zero interceptions vs. Atlanta (10/6/19)...This performance marked the first time in NFL history a player threw for at least 400 yards and five touchdowns with five-or-fewer incompletions in a single game...Set Texans career postseason records in passing yards (870), passing touchdowns (four) and postseason completions (80) in 2019...Selected with the 12th overall pick of the 2017 NFL Draft.

## WIDE RECEIVERS (7)

### 12 KENNY STILLS 6-1 202 8th season Oklahoma

Appeared in 116 games (77 starts) with the Texans, Dolphins and Saints in his eight-year career...Acquired by the Texans in a trade with the Miami Dolphins on Aug. 31, 2019...Amassed 4,843 yards and 37 touchdowns on 310 receptions during his NFL career...Averaged the second-best yards per reception (15.6) since entering the league in 2013 (min. 200 catches)...Has 26 career touchdown receptions of more than 20 yards, which is tied for the third-most in the NFL since 2013...Originally drafted by the New Orleans Saints in the fifth round (144th overall) of the 2013 NFL Draft.

### 13 BRANDIN COOKS 5-10 183 7th season Oregon State

Acquired by the Texans in a trade with the Los Angeles Rams on April 10, 2020...Totaled 6,279 receiving yards and 37 touchdowns on 445 receptions (14.1 avg.) in his 96-game career...One of four players in NFL history to record at least three 1,000-plus receiving yard seasons prior to turning 25 (Randy Moss, John Jefferson and Odell Beckham Jr.)...Became the first player in NFL history to record three consecutive seasons 1,000-yard seasons on three different teams (New Orleans, New England and L.A. Rams)...Appeared in back-to-back Super Bowls (LII, LIII) with the Patriots and Rams, totaling 143 receiving yards...Originally drafted by the New Orleans Saints in the first round (20th overall) of the 2014 NFL Draft.

### 15 WILL FULLER V 6-0 184 5th season Notre Dame

Finished with eight receptions for 112 yards (14.0 avg.) and a game-long 31-yard reception in Week 1 at Kansas City...Established new single-season career highs in receptions (49) and receiving yards (670) after appearing in 11 games (11 starts) in 2019...Recorded single-game career highs with 217 receiving yards and three touchdowns on 14 receptions (15.5 avg.) vs. Atlanta (10/6)...His three touchdowns and 14 receptions both tied single-game franchise records...Also became the fourth player in NFL history with at least 14 receptions, 200 receiving yards and three touchdowns in a game...His career 14.5 yards per reception average ranks first in Texans history among players with at least 150 receptions...Selected by the Texans with the 21st overall pick in the 2016 NFL Draft.

### 16 KEKE COUTEE 5-11 187 3rd season Texas Tech

Appeared in a career-high nine games (four starts) and hauled in 22 receptions for 254 yards (11.5 avg.) in his second season...In his rookie season he set franchise records for most receptions (11) and receiving yards (109) in his NFL debut at Indianapolis (9/30)...His 11 receptions were the most by a rookie receiver in his NFL debut since the merger...Selected with the third pick in the fourth round (103rd overall) of the 2018 NFL Draft.

### 18 RANDALL COBB 5-10 195 10th season Kentucky

Totaled four receptions for 95 yards (23.8 avg.) and his first receiving touchdown as a Texan in Week 3 at Pittsburgh (9/27)...In 128 games (81 starts) he has amassed 6,786 receiving yards, 363 rushing yards, 1,926 kickoff return yards and 866 punt return yards...In 2019 with the Cowboys, he became the fourth player in NFL history to record at least 6,000 receiving yards, 1,900 kickoff return yards and 800 punt return yards...Notched his highest single-season yards per reception average (15.1) in 2019 and finished 11th in the NFL (min. 50 receptions)...Drafted by the Green Bay Packers in the second round (64th overall) of the 2011 NFL Draft.

### 82 ISIAH COULTER 6-2 198 Rookie Rhode Island

Selected by the Texans in the fifth round (171st overall) of the 2020 NFL Draft...Played three seasons (2017-19) at the University of Rhode Island, and appeared in 34 career games (26 starts)...Finished his college career with 1,855 receiving yards and 12 touchdowns on 132 catches (14.1 avg.).



# PLAYER QUICK NOTES

## OFFENSIVE LINE (9)

**63 RODERICK JOHNSON** 6-6 306 4th season **Florida State**  
 Played in a single-season career-high 16 games (three starts) in his second season with the Texans, while also seeing action in both playoff contests... Made his NFL debut and participated on special teams in 2018... Claimed off waivers by the Texans on June 20, 2018... Originally selected by the Browns in the fifth round (160th overall) of the 2017 NFL Draft.

**64 SENIO KELEMETE** 6-3 301 8th season **Washington**  
 Started in one game in 2019 before being placed on the Reserve/Injured list... Started 15 games at left guard in 2018 as part of an offensive line that blocked for the eighth-best rushing total in the league... Spent five seasons (2013-17) with the Saints and one season prior with the Cardinals (2012)... Has played in 82 career games (42 starts)... Originally drafted by the Arizona Cardinals in the fifth round (151st overall) of the 2012 NFL Draft.

**66 NICK MARTIN** 6-4 295 5th season **Notre Dame**  
 Started in all 16 games for the second-consecutive season, blocking for a rushing attack that recorded the second-highest yards per carry (4.63) in franchise history... Started all 16 games at center for the first time in his career in 2018... Made his NFL debut and started 14 games at center in 2017... Placed on the Reserve/Injured list on Aug. 30 and missed the entire 2016 season... Selected by the Texans with the 19th pick in the second round (50th overall) of the 2016 NFL Draft... Played four seasons (2012-15) at the University of Notre Dame, appearing in 50 games (37 starts).

**67 CHARLIE HECK** 6-8 311 Rookie **North Carolina**  
 Selected by the Texans in the fourth round (126th overall) of the 2020 NFL Draft... Spent four seasons at North Carolina, appearing in 43 games (34 starts) at both left and right tackle... Earned second-team All-ACC honors after surrendering only one half-sack in his entire senior season... His father, Andy Heck, is currently the offensive line coach for the Kansas City Chiefs.

**71 TYTUS HOWARD** 6-5 322 2nd season **Alabama State**  
 Started all eight games his rookie season before being placed on the Reserve/Injured list... Started at right tackle in Weeks 5-6 of 2019 and was part of an offensive line that did not allow a sack in consecutive weeks for the first time since 2014 (Weeks 1-2)... Selected with the 23rd pick of the first round in the 2019 NFL Draft... Became the first offensive lineman drafted in the first round by the Texans since 2008... A three-year starter and three-year captain at Alabama State... Earned FCS First-Team All-America honors from HERO Sports during his senior season in 2018.

**73 ZACH FULTON** 6-5 321 7th season **Tennessee**  
 Entering his third season with the Texans... Started 15 regular season games in 2019, along with both postseason contests... Started at right guard in the Wild Card game vs. Buffalo (1/4/20)... Has appeared in 100 career games with 83 starts... Originally selected by the Chiefs with the 17th pick in the sixth round (193rd overall) of the 2014 NFL Draft.

**74 MAX SCHARPING** 6-6 327 2nd season **Northern Illinois**  
 Played in all 16 games (14 starts) as a rookie at left guard and helped the rushing attack average 4.63 yards per carry, which marked the second-best clip in Texans history and the most since 2010... Selected with the 23rd pick of the second round (55th overall) in the 2019 NFL Draft... Started every game of his four-year career at Northern Illinois after redshirting in 2014... Earned All-MAC honors at right tackle in 2016 and left tackle in 2017.

**76 BRENT QVALE** 6-7 315 6th season **Nebraska**  
 Signed by the Texans as an unrestricted free agent on March 21, 2020... Played in 63 games (15 starts) at both guard and tackle in five seasons with the Jets... Appeared in the final three games (one start) with the Jets in 2019 after spending Weeks 1-14 on the Reserve/Injured list... Originally signed by the Jets as a college free agent on May 11, 2014.

**78 LAREMY TUNSIL** 6-5 313 5th season **Mississippi**  
 Acquired by the Texans in a trade with the Miami Dolphins on Sept. 1, 2019... Recorded his first career Pro Bowl selection in his first season with Houston... Started all 14 games, including both playoff games in 2019... Started at left tackle in Weeks 5-6 and was part of an offensive line that did not allow a sack in consecutive weeks for the first time since 2014... Started in the Divisional Round at Kansas City (1/12/20) and helped the offense gain the most total net yards (442) in a postseason game in franchise history... Played his first three seasons with the Dolphins and started 44-of-48 regular season games on the offensive line... Originally selected by the Dolphins in the first round (13th overall) of the 2016 NFL Draft.

## RUNNING BACKS/FULLBACKS (4)

**24 C.J. PROSISE** 6-1 225 5th season **Notre Dame**  
 Appeared in seven games for the Texans after signing to the practice squad prior to Week 2 vs. Baltimore (9/20)... Played four seasons (2016-19) with the Seahawks, appearing in 25 games (two starts) and rushing 65 times for 264 yards (4.1 avg.) and two touchdowns... Also contributed 36 receptions for 393 yards (10.9 avg.)... Originally selected by the Seahawks in the third round (90th overall) of the 2016 NFL Draft... Played three years (2013-15) at Notre Dame as a wide receiver and running back.

**25 DUKE JOHNSON** 5-9 210 6th season **Miami (Fla.)**  
 Acquired by the Texans in a trade with the Cleveland Browns on Aug. 8, 2019... Appeared in 16 games (three starts) and posted a single-season career-high 410 rushing yards and two touchdowns on 83 carries (4.4 avg.), while adding 44 receptions for 410 yards (9.3 avg.) and three touchdowns in 2019... Became just the fourth player in Texans history to record 400-plus rushing yards and 400-plus receiving yards in a single season... Played in 87 games (13 starts) in his career and has rushed for 1,845 yards with eight touchdowns, in addition to 2,689 receiving yards and 11 receiving touchdowns... His 2,689 receiving yards ranks third among running backs since entering the league in 2015... Originally drafted by the Browns with the 13th pick of the third round (77th overall) in the 2015 NFL Draft.

**38 BUDDY HOWELL** 6-1 218 3rd season **Florida Atlantic**  
 Played in all 16 games in his second season with the Texans and notched five special teams tackles... Saw action in 15 games of his rookie season in 2018, contributing mostly on special teams where he finished tied for second on the team with nine special teams tackles, one forced fumble and one fumble recovery... Originally signed as a college free agent with the Dolphins in 2018, but was claimed off waivers by the Texans.

**44 CULLEN GILLASPIA (FB)** 6-2 235 2nd season **Texas A&M**  
 Played in every game of his rookie season in 2019, including two playoff contests... Saw limited action on offense, but mostly contributed on special teams finishing fifth on the team with six total special teams tackles... Selected with the sixth pick of the seventh round (220th overall) in the 2019 NFL Draft... Spent five seasons at Texas A&M, joined as a walk-on in 2014 and earned a scholarship in 2016... Served as the Aggies' 12th man in every game of the 2016, 2017 and 2018 seasons and became the first 12th man to be selected in the NFL Draft.

## TIGHT ENDS (3)

**85 PHARAOH BROWN** 6-6 258 3rd season **Oregon**  
 Signed to the Texans active roster prior to Week 2 and recorded his first NFL touchdown reception in Week 10 at Cleveland (11/15)... Has appeared in 18 games (12 starts) in his career, totaling seven receptions for 80 yards (11.4 avg.) and one touchdown... Originally entered the league as a college free agent with the Raiders in 2017... Played four seasons at Oregon (2012-14; 2016) and caught 70 receptions for 1,011 receiving yards (14.4 avg.) and 13 touchdowns in his career.

**87 DARREN FELS** 6-7 270 7th season **California-Irvine**  
 Caught a 10-yard touchdown pass in Week 2 vs. Baltimore, his eighth as a Texan... In his first season with the Texans last year, he established single-season career highs in receptions (34), receiving yards (341) and receiving touchdowns (7)... Appeared in 16 games (14 starts) and set a new franchise record for touchdown receptions (7) by a tight end in a single season... Has racked up 1,417 yards and 20 touchdowns on 119 receptions (11.9 avg.) in 96 career games (72 starts) for four NFL franchises, including the Cardinals, Lions and Browns... Originally entered the league as a free agent with the Seahawks before being signed by the Cardinals in 2013.

**88 JORDAN AKINS** 6-4 243 3rd season **Central Florida**  
 Totaled 55 receiving yards on a career-high seven receptions (7.9 avg.) in Week 2 vs. Baltimore... Caught two passes for 39 yards (19.5 avg.) and one receiving touchdown in Week 1 at Kansas City... Appeared in all 16 games (nine starts) in 2019 and established new single-season career highs in receptions (36), receiving yards (418) and touchdowns (two)... Set single-game career highs in receptions (three), receiving yards (73) and touchdowns (two) at L.A. Chargers (9/22)... Selected with the 34th pick of the third round (98th overall) in the 2018 NFL Draft.

# PLAYER QUICK NOTES

## SECONDARY (10)

### 20 JUSTIN REID 6-1 203 3rd season Stanford

Tied his career high with 10 total tackles (eight solo) and added one tackle for loss in Week 2 vs. Baltimore...Started 15 games during the regular season, as well as both postseason contests in 2019...Finished his second NFL season with 78 total tackles (57 solo), five passes defended, two interceptions, one fumble recovery and one tackle for loss...Totaled five interceptions in his first two seasons, which is tied for the second most in franchise history through two seasons...His 159 total tackles are the second-most by a Texans defensive back within their first two seasons...In his rookie season, he finished tied for the team-lead with three interceptions, including one returned 101 yards for a touchdown, which tied for the second-longest interception return touchdown by a rookie in league history, trailing only Pete Barnum's 103-yard return in 1926...Selected by the Texans in the third round (68th overall) of the 2018 NFL Draft.

### 21 BRADLEY ROBY 5-11 194 7th season Ohio State

Started 10 games in his first season with the Texans after being signed as an unrestricted free agent in March 2019...Amassed 38 total tackles (35 solo), eight passes defended, two interceptions, two tackles for loss, one forced fumble and 1.0 sack...Grabbed his first pick-six as a member of the Texans in Week 16 at Tampa Bay (12/21)...Amassed 305 total tackles (274 solo), 71 passes defended, 10 interceptions, 11 tackles for loss, eight forced fumbles, three fumble recoveries and three interceptions returned for touchdowns in 97 career games played (47 starts)...One of four players with 70 passes defended and three interceptions returned for touchdowns since entering the league in 2014...Super Bowl 50 Champion...Originally selected by the Broncos with the 31st pick in the first round of the 2014 NFL Draft...Played four seasons for the Buckeyes and tallied 44 passes defended and eight interceptions.

### 23 ERIC MURRAY 5-11 199 5th season Minnesota

Recorded back-to-back games with at least seven total tackles for the first time in his career in Week 2 vs. Baltimore...Fifth-year pro who signed with the Texans on March 21, 2020 as an unrestricted free agent from the Browns...Saw action in nine games (four starts) with the Browns last season and finished the season with 23 total tackles (15 solo), three tackles for loss, 1.0 sack, one quarterback hit and one pass defended...Had his best season as a pro in 2018 with the Chiefs when he played in 15 games (nine starts) and added 55 total tackles (43 solo), two passes defended, one tackle for loss and the lone interception of his career...Originally selected by the Chiefs in the fourth round (106th overall) of the 2016 NFL Draft.

### 26 VERNON HARGREAVES III 5-10 204 5th season Florida

Started nine games with the Buccaneers in 2019 prior to being waived and claimed by the Texans, where he played in six regular season games (two starts) and started both playoff games...Ended the season with 61 total tackles (52 solo), six passes defended, one interception returned for a touchdown, one fumble recovery and a tackle for loss...Spent the first three seasons of his career as a Buccaneer and had his most successful season as a rookie when he earned 2016 PFWA All-Rookie Team honors...Selected by the Buccaneers with the 11th overall pick in the first round of the 2016 NFL Draft...Named a unanimous All-American selection in his final season as a Gator in 2015.

### 28 MICHAEL THOMAS 5-11 195 7th season Stanford

Joined the Texans as an unrestricted free agent signing on April 27, 2020...Veteran safety who has appeared in 97 games (33 starts) for the Dolphins, Giants and Texans, totaling 236 tackles (166 solo), 11 tackles for loss, 2.0 sacks, three interceptions, 15 passes defended, four quarterback hits, one forced fumble, one fumble recovery along with 77 special teams tackles (59 solo)...Saw action in 16 games (two starts) for the Giants in 2019 and notched 40 total tackles (28 solo), three passes defended, three tackles for loss and seven special teams tackles...Entered the NFL as a college free agent signing with the San Francisco 49ers in 2012...Attended Nimitz High School in Houston and gave the 2020 commencement speech to the graduating class.

### 29 PHILLIP GAINES 6-0 193 7th season Rice

Played in six games (two starts) for the Texans in 2019 after being signed prior to Week 2...In his seven-year career he has appeared in 67 games (25 starts) and recorded 160 total tackles (136 solo), 18 passes defended, eight tackles for loss, two forced fumbles and one interception with four different teams...Originally selected by the Kansas City Chiefs in the third round (87th overall) of the 2014 NFL Draft...Played five seasons (2009-13) at Rice University in Houston and finished with the most passes defended in program history (38).

### 30 CORNELL ARMSTRONG 6-0 185 3rd season Southern Miss

Saw action in five games, totaling four tackles (three solo) in his first season with the Texans in 2019...Played in 15 games for the Dolphins in 2018 as a reserve cornerback and notched six solo tackles...Selected by the Miami Dolphins in the sixth round (209th overall) of the 2018 NFL Draft...Appeared in 47 games (40 starts) for Southern Mississippi in four seasons (2014-17) and finished his career with 146 total tackles (108 solo).

### 32 LONNIE JOHNSON JR. 6-2 213 2nd season Kentucky

Appeared in 14 regular season games (seven starts) and both postseason contests (one start) during his rookie season...Tallied 38 total tackles (31 solo), seven passes defended and three special teams tackles in 2019...Recovered a blocked punt and returned it for a touchdown in the Divisional Round at Kansas City (1/12/20)...Selected with the 22nd pick of the second round (54th overall) in the 2019 NFL Draft...Played two seasons at Kentucky (2017-18) after transferring from junior college.

### 34 JOHN REID 5-10 187 Rookie Penn State

Recorded five solo tackles in his NFL debut in Week 1, which was the most by a Texans defensive back in franchise history...Selected by the Texans in the fourth round (141st overall) of the 2020 NFL Draft...Appeared in 51 career games (40 starts) and totaled 126 tackles (84 solo), 9.5 tackles for loss, seven interceptions and 37 passes defended for the Nittany Lions...Earned All-Big Ten honorable mention by the coaches and media after logging a career-high 37 total tackles (26 solo) and two interceptions (one returned for a touchdown) in his senior season at Penn State.

### 35 KEION CROSSEN 5-10 185 3rd season Western Carolina

Acquired by the Texans in a trade with the Patriots on Aug. 31, 2019...Played in every regular season game and both playoff matchups in his first season with the Texans...Notched a career-best eight total tackles (six solo) on defense, one quarterback hit one pass defended and five special teams tackles...Appeared in 11 games for the Patriots in 2018 and recorded seven tackles on defense and seven tackles on special teams...Originally selected by the Patriots in the seventh round (243rd overall) of the 2018 NFL Draft.





# PLAYER QUICK NOTES



## DEFENSIVE LINE (7)

### **90 ROSS BLACKLOCK** 6-3 290 **Rookie** **TCU**

Made his NFL debut in Week 1 at Kansas City...Selected by the Texans in the second round (40th overall) of the 2020 NFL Draft...Spent four seasons (2016-19) at TCU where he played in 26 games and racked up 67 total tackles (39 solo), 15.5 tackles for loss and 5.5 sacks...Named First-Team All-Big 12 and 2019 Second-Team AP All-Big 12 in 2019 after totaling a team-high 3.5 sacks with 9.0 tackles for loss and a single-season career-high 40 total tackles (25 solo)...Named a 2017 Freshman All-American in 2017 by the FWAA after totaling 6.5 tackles for loss and 2.0 sacks.

### **91 CARLOS WATKINS** 6-3 297 **4th season** **Clemson**

Posted his first sack of the 2020 season in Week 3 at Pittsburgh (9/27)...Played in 10 games (one start) in 2019 and totaled a single-season career-high 23 total tackles (10 solo) while also adding one tackle for loss, 1.0 sack, two quarterback hits, one pass defended and a fumble recovery...Tied a single-game career high with six total tackles (three solo) vs. Tennessee (12/29)...Has appeared in 35 games (11 starts) over his first four NFL seasons...Selected in the fourth round (142nd overall) of the 2017 NFL Draft...Was a two-time first-team All-ACC selection and a second-team AP All-American in 2016...Had 191 total tackles, 26 tackles for loss and 14.0 sacks over 53 games (30 starts) from 2012-16...His 10.5 sacks in 2016 are the most ever by a Clemson defensive tackle.

### **92 BRANDON DUNN** 6-2 310 **5th season** **Louisville**

Notched a season-high four total tackles (two solo) in Week 2 vs. Baltimore...Played in all 16 games (six starts) for the Texans in 2019 for the second time in his career and tallied 25 total tackles (11 solo), one tackle for loss, 1.0 sack and four quarterback hits...Notched his first career sack at Tampa Bay (12/21) for a three yard loss...Intercepted Colts QB Andrew Luck in the Wild Card Round vs. Indianapolis (1/5/19) to become only the third interior defensive lineman to intercept a pass in a postseason contest since 2000...Has appeared in 72 games (33 starts) and has racked up 109 tackles (61 solo), eight tackles for loss, eight quarterback hits, one forced fumble, one fumble recovery and one pass defended since entering the league in 2014...Originally signed by the Bears as a college free agent following the 2014 NFL Draft.

### **94 CHARLES OMENIHU** 6-5 280 **2nd season** **Texas**

Notched his second sack of the season on Steelers QB Ben Roethlisberger in Week 3 (9/27), marking the first time in his career he has recorded sacks in consecutive games...Saw action in 14 games as a rookie and recorded 13 total tackles (eight solo), two tackles for loss, 3.0 sacks, five quarterback hits, two passes defended and two forced fumbles...Tallied his first-career sack, which was a strip-sack in his first NFL game vs. Jacksonville (9/15)...Became the fourth player in franchise history to tally 3.0 sacks and two forced fumbles in his rookie season...Selected with the 23rd pick of the fifth round (161st overall) in the 2019 NFL Draft...Awarded Big 12 Defensive Lineman of the Year and named first team All-Big 12 after his senior season in 2018.

### **95 NATE ORCHARD** 6-4 251 **6th season** **Utah**

Saw action in three games for Washington and totaled two tackles before being claimed off waivers by the Texans prior to Week 10... Appeared in five games and notched 14 total tackles (eight solo), 1.0 sack, two quarterback hits, two tackles for loss and one fumble recovery for Washington in 2019...Had his best season a rookie with Cleveland in 2015 when he appeared in 15 games (11 starts) as a rookie and notched single-season career highs in total tackles (36), sacks (3.0) and passes defended (four)...Selected by the Cleveland Browns with the 19th pick in the second round (51st overall) of the 2015 NFL Draft out of Utah... Named a second-team All-American by the Associated Press as a senior in 2014 when he set the school record for sacks in a season with 18.5.

### **96 P.J. HALL** 6-0 305 **3rd season** **Sam Houston State**

Became the first defensive tackle in franchise history to total at least six tackles and 1.0 sack in a game since Week 6 of 2010 in Week 4 vs. Minnesota...Saw action in 16 games (12 starts) with the Oakland Raiders in 2019 and accumulated 26 total tackles (18 solo), five tackles for loss, 1.5 sacks and three quarterback hits... Registered his first career full sack in Week 9 vs. Detroit (11/7) when he took down QB Matthew Stafford for a 10-yard loss with :30 left in the game... Selected by the Oakland Raiders with the 25th pick in the second round (57th overall) of the 2018 NFL Draft.

### **99 J.J. WATT** 6-5 288 **10th season** **Wisconsin**

Five-time Pro Bowl selection (2012-15, 2018) and 2014 Pro Bowl Captain...Five-time Associated Press First-Team All-Pro (2012-15, 2018)...Three-time Associated Press and PFWA NFL Defensive Player of the Year (2012, 2014, 2015)...Honored as the 2017 Walter Payton Man of the Year and the 2017 Sports Illustrated Person of the Year after raising more than \$37 million for Hurricane Harvey relief for Houston...Reached 100.0 career sacks in his 120th game, which made him the fourth-fastest player in NFL history to total 100.0 sacks... Remains the only player in NFL history with at least 15.0 percent of a franchise's total sacks...In 2020, moved into sole sixth place for the most passes defended by a defensive lineman in NFL history (57)...Totaled two solo tackles, 2.0 sacks, one pass defended and three quarterback hits in Week 2 vs. Baltimore...Recorded 1.0 sack in the Wild Card Round vs. Buffalo (1/4/20) and moved into second in franchise history for the most postseason sacks (6.0)...In 2018, became the second-fastest NFL player (only behind Hall of Fame DE Reggie White) to reach 80.0 career sacks, doing so in his 92nd career game...Has recorded four career 15.0-sack seasons (2012, 2014, 2015, 2018), which is the second-most in the NFL since 1982...Owns the four highest single-season sack totals in team history (2012, 2014, 2015, 2018)...Has amassed 510 total tackles (394 solo), 164 tackles for loss (leads the NFL since 2011), 100.0 sacks, 273 quarterback hits (leads the NFL since 2011), one interception (returned for a touchdown), 57 passes defended, 25 forced fumbles and 16 fumble recoveries since entering the league in 2011...The 11th overall pick in the 2011 NFL Draft.

# PLAYER QUICK NOTES



## LINEBACKERS (6)

### 41 ZACH CUNNINGHAM 6-3 238 4th season Vanderbilt

Became the fourth player in franchise history with at least 15 total tackles and 1.0 sack in a game in Week 2 vs. Baltimore...Started all 16 regular season games and both playoff contests in 2019, finishing the season with 137 total tackles (95 solo), seven tackles for loss, 2.0 sacks, three quarterback hits, two passes defended and two fumble recoveries...His 137 total tackles led the AFC and was seventh in the NFL...Set a single-game career high with 16 total tackles (13 solo) vs. Indianapolis (11/21), which tied for the fourth-most total tackles in a game in Texans history...Finished 2018 tied for first in the NFL among second-year linebackers and tied for the team lead with a career-high 105 tackles (73 solo) and added five passes defended, one interception returned for a touchdown, three tackles for loss, two forced fumbles and one fumble recovery...Finished tied for second among all NFL rookies in total tackles in 2017 (82)...First player in franchise history to record 80 total tackles and eight special teams tackles in a single season...Drafted 57th overall in the 2017 NFL Draft.

### 50 TYRELL ADAMS 6-2 230 5th season West Georgia

Recorded a career-high 13 total tackles (seven solo), one fumble recovery and his first career tackle for loss in Week 5 vs. Jacksonville (10/11)...Ended the 2019 season with 13 total tackles (seven solo) and one forced fumble...Made his first career start at Tampa Bay (12/21) and recorded his first career forced fumble...Contributed mostly on special teams in 2018, recording six special teams tackles and one blocked punt...Initially entered the league as a college free agent signing with the Seahawks...Tallied 220 total tackles, 22.5 tackles for loss, 3.0 sacks and four interceptions in 44 career games at West Georgia from 2011-14.

### 52 JONATHAN GREENARD 6-3 263 Rookie Florida

Selected by the Texans in the third round (90th overall) of the 2020 NFL Draft...Spent four seasons at the University of Louisville (2015-18) prior to transferring to Florida for his final collegiate season (2019)...Played in 38 games over his college career, totaling 122 tackles (64 solo), 19.0 sacks, three interceptions and four forced fumbles...In his lone season as a Gator, he played in all 12 games and led the SEC with 9.5 sacks and 15.5 tackles for loss...Selected First-Team All-SEC by the coaches and AP as well as awarded SEC Defensive Lineman of the Week four separate times.

### 54 JACOB MARTIN 6-2 242 3rd season Temple

Sacked Chiefs QB Patrick Mahomes on the first drive of the game in Week 1...Acquired in a trade with the Seahawks prior to Week 1 and played in 14 games and both postseason contests in his first season with the Texans...Finished the season with 11 total tackles (six solo), three tackles for loss, 3.5 sacks, seven quarterback hits and one forced fumble...Notched 1.0 sack vs. Denver (12/8), which marked his third consecutive game with a sack

for the first time in his career...Logged 1.0 sack for 19 yards and a fumble recovery in the Wild Card Round victory vs. Buffalo (1/4/20) in only his second career playoff game...Played in all 16 games for the Seahawks in his rookie season and accumulated six tackles (five solo), two tackles for loss, 3.0 sacks, eight quarterback hits, two forced fumbles and a fumble recovery...Originally selected by the Seahawks in the sixth round (186th overall) of the 2018 NFL Draft.

### 58 PETER KALAMBAYI 6-3 254 3rd season Stanford

Appeared in 16 games in his second season and tied for third on the team with eight special teams tackles...Saw action in 15 games as a rookie in 2018, totaling five tackles on defense and eight special teams tackles...Selected by the Texans in the sixth round (214th overall) of the 2018 NFL Draft...Played four seasons (2014-17) at Stanford where he was a two-year captain and racked up 190 tackles, 18.5 sacks, 28 tackles for loss, eight pass breakups, two forced fumbles and an interception in 54 career games.

### 59 WHITNEY MERCILUS 6-4 258 9th season Illinois

Accumulated 2.0 sacks in Week 4 vs. Minnesota (10/4), passing Mario Williams for the second-most multi-sack games in franchise history (13) Started all 16 games of the 2019 season and contributed a single-season career-high four forced fumbles...Named Associated Press Second Team All-Pro in 2016...Ranks tied-for-second in franchise history with 53.0 sacks...Franchise postseason sack leader with 7.0, which is the second-most in the NFL since 2015...Became the first player in franchise history and the fifth player in the NFL since 1982 to post two games with 3.5-or-more sacks in a season in 2015...Recorded the most sacks (3.0) in a postseason game in Texans history (Wild Card Game vs. Kansas City 1/9/16)...Tied the franchise rookie record with 6.0 sacks in 2012...Has played in 123 games (95 starts) with the Texans and has amassed 333 total tackles, 67 tackles for loss, 53.0 sacks, 110 quarterback hits, 13 forced fumbles, eight fumble recoveries and six passes defended since entering the league in 2012...Selected by the Texans with the 26th overall pick in the first round of the 2012 NFL Draft.

## SPECIALISTS (3)

### 7 KA'IMI FAIRBAIRN (K) 6-0 183 5th season UCLA

Scored 100 points in 2019, connecting on 20-of-25 field goal attempts and 40-of-45 extra point attempts...Passed Neil Rackers for fifth on the franchise's all-time scoring list (259) and for the third-most field goals made (59)...Kicked the first game-winning field goal in the postseason in franchise history in the Wild Card Round vs. Buffalo (1/4/20)...Set franchise records and led the NFL in points scored (150) and field goals made (37) in 2018...Connected on his final 15 field goal attempts of the season...Became the first NFL kicker since 2000 to hit game-winning field goals in overtime in consecutive games...Made 11 straight field goal attempts to start the 2017 season, the most consecutive field goals made to start a Texans career in franchise history...Produced 92 points in 2017, which is the most by a first-year player in Texans history and the third-most by a rookie...Signed by the Texans as a college free agent on May 5, 2016... Played four seasons at UCLA (2012-15) and was the winner of the Lou Groza Award in 2015.

### 9 BRYAN ANGER (P) 6-3 205 9th season California

Posted a single-season career-high net punting average of 44.5 yards in his first season with the team...His two touchbacks was the lowest single-season amount in his career...Has recorded a 40.7 career net punting average, which ranks seventh in NFL history since 1976 (min. 250 attempts)...Has never missed a game, participating in all 135 possible games since entering the league in 2012...Originally drafted by the Jaguars in the third round (70th overall) of the 2012 NFL Draft...Spent the first seven years of his career with the Jaguars and Buccaneers and holds several Buccaneers franchise punting records.

### 46 JON WEEKS (LS) 5-10 242 11th season Baylor

Has handled 1,652 extra point, field goal and punt snaps and has contributed with 31 special teams tackles over 11 seasons with the team...Named to the 2015 Pro Bowl... Has played in every game since 2010 and is second in Texans history with 169 career games played...His streak of 169 consecutive regular season games played is the longest streak in Texans history...One of three players to play in every postseason game in Texans history...Re-signed with the Texans on March 21, 2020...Originally signed by the Texans in 2010 and made the roster out of training camp.



# 2020 NFL STANDINGS

## AMERICAN FOOTBALL CONFERENCE

### EAST DIVISION

TEAM	W	L	T	PCT	PF	PA	NET PTS	HOME	AWAY	CONF	DIV	STREAK
Buffalo Bills	7	3	0	.700	272	265	7	4-1-0	3-2-0	5-2-0	4-0-0	Lost 1
Miami Dolphins	6	3	0	.667	251	182	69	3-2-0	3-1-0	3-2-0	1-2-0	Won 5
New England Patriots	4	5	0	.444	189	211	-22	3-2-0	1-3-0	4-3-0	2-1-0	Won 2
New York Jets	0	9	0	.000	121	268	-147	0-5-0	0-4-0	0-7-0	0-4-0	Lost 9

### NORTH DIVISION

TEAM	W	L	T	PCT	PF	PA	NET PTS	HOME	AWAY	CONF	DIV	STREAK
Pittsburgh Steelers	9	0	0	1.000	271	171	100	5-0-0	4-0-0	6-0-0	3-0-0	Won 9
Baltimore Ravens	6	3	0	.667	244	165	79	2-2-0	4-1-0	4-3-0	2-1-0	Lost 1
Cleveland Browns	6	3	0	.667	216	244	-28	4-1-0	2-2-0	4-3-0	2-2-0	Won 1
Cincinnati Bengals	2	6	1	.278	204	250	-46	2-2-0	0-4-1	2-6-0	0-4-0	Lost 1

### SOUTH DIVISION

TEAM	W	L	T	PCT	PF	PA	NET PTS	HOME	AWAY	CONF	DIV	STREAK
Indianapolis Colts	6	3	0	.667	242	177	65	3-1-0	3-2-0	3-3-0	1-1-0	Won 1
Tennessee Titans	6	3	0	.667	249	235	14	4-2-0	2-1-0	4-3-0	2-1-0	Lost 1
<b>Houston Texans</b>	<b>2</b>	<b>7</b>	<b>0</b>	<b>.222</b>	<b>200</b>	<b>252</b>	<b>-52</b>	<b>1-3-0</b>	<b>1-4-0</b>	<b>2-5-0</b>	<b>2-1-0</b>	<b>Lost 1</b>
Jacksonville Jaguars	1	8	0	.111	199	271	-72	1-3-0	0-5-0	1-6-0	1-3-0	Lost 8

### WEST DIVISION

TEAM	W	L	T	PCT	PF	PA	NET PTS	HOME	AWAY	CONF	DIV	STREAK
Kansas City Chiefs	8	1	0	.889	286	183	103	4-1-0	4-0-0	7-1-0	2-1-0	Won 4
Las Vegas Raiders	6	3	0	.667	255	241	14	2-2-0	4-1-0	4-2-0	3-0-0	Won 3
Denver Broncos	3	6	0	.333	186	254	-68	1-3-0	2-3-0	3-4-0	1-2-0	Lost 2
Los Angeles Chargers	2	7	0	.222	226	245	-19	1-3-0	1-4-0	2-4-0	0-3-0	Lost 3

## NATIONAL FOOTBALL CONFERENCE

### EAST DIVISION

TEAM	W	L	T	PCT	PF	PA	NET PTS	HOME	AWAY	CONF	DIV	STREAK
Philadelphia Eagles	3	5	1	.389	203	232	-29	2-2-1	1-3-0	3-3-0	2-2-0	Lost 1
New York Giants	3	7	0	.300	195	236	-41	2-3-0	1-4-0	3-6-0	3-2-0	Won 2
Washington	2	7	0	.222	180	218	-38	2-3-0	0-4-0	2-5-0	2-2-0	Lost 2
Dallas Cowboys	2	7	0	.222	204	290	-86	2-3-0	0-4-0	2-5-0	1-2-0	Lost 4

### NORTH DIVISION

TEAM	W	L	T	PCT	PF	PA	NET PTS	HOME	AWAY	CONF	DIV	STREAK
Green Bay Packers	7	2	0	.778	277	224	53	3-1-0	4-1-0	5-2-0	2-1-0	Won 2
Chicago Bears	5	5	0	.500	191	209	-18	2-3-0	3-2-0	5-3-0	1-1-0	Lost 4
Minnesota Vikings	4	5	0	.444	236	247	-11	1-3-0	3-2-0	3-3-0	3-1-0	Won 3
Detroit Lions	4	5	0	.444	227	267	-40	1-3-0	3-2-0	3-4-0	0-3-0	Won 1

### SOUTH DIVISION

TEAM	W	L	T	PCT	PF	PA	NET PTS	HOME	AWAY	CONF	DIV	STREAK
New Orleans Saints	7	2	0	.778	271	213	58	4-1-0	3-1-0	6-1-0	3-0-0	Won 6
Tampa Bay Buccaneers	7	3	0	.700	296	226	70	3-1-0	4-2-0	4-3-0	2-2-0	Won 1
Atlanta Falcons	3	6	0	.333	243	251	-8	1-4-0	2-2-0	2-6-0	1-1-0	Won 2
Carolina Panthers	3	7	0	.300	233	272	-39	1-4-0	2-3-0	2-5-0	1-4-0	Lost 5

### WEST DIVISION

TEAM	W	L	T	PCT	PF	PA	NET PTS	HOME	AWAY	CONF	DIV	STREAK
Los Angeles Rams	6	3	0	.667	216	168	48	4-0-0	2-3-0	6-1-0	1-1-0	Won 1
Arizona Cardinals	6	3	0	.667	266	210	56	3-2-0	3-1-0	4-2-0	2-0-0	Won 1
Seattle Seahawks	6	3	0	.667	290	266	24	4-0-0	2-3-0	4-2-0	1-2-0	Lost 2
San Francisco 49ers	4	6	0	.400	238	234	4	1-4-0	3-2-0	2-5-0	1-2-0	Lost 3

# 2020 TEXANS TRANSACTIONS

## JANUARY

- 13 Signed OLB **Davin Bellamy**, CB **Anthony Chesley**, ILB **Nate Hall**, WR **Chad Hansen**, RB **Karan Higdon Jr.**, T **Rick Leonard**, S **Shalom Luani**, QB **Alex McGough**, T **Kyle Murphy** and S **Jonathan Owens** to reserve/future contracts.

## FEBRUARY

- 14 Released CB **Vernon Hargreaves III**.
- 19 Signed DT **Brandon Dunn** to a contract extension.

## MARCH

- 10 Signed K **Ka'imi Fairbairn** and TE **Darren Fells** to contract extensions.
- 11 Signed WR **DeAndre Carter** to a contract extension.
- 12 Tendered a qualifying offer to ILB **Dylan Cole**.
- 21 Agreed to trade for RB **David Johnson**, a 2020 second-round pick and a 2021 fourth-round pick from the Arizona Cardinals for WR **DeAndre Hopkins** and a 2020 fourth-round pick.
- 21 Agreed to terms to re-sign ILB **Tyrell Adams**, CB **Phillip Gaines**, CB **Vernon Hargreaves III**, T **Roderick Johnson**, QB **AJ McCarron**, CB **Bradley Roby** and LS **Jon Weeks**.
- 21 Agreed to terms with free agent WR **Randall Cobb**, S **Eric Murray**, G/T **Brent Qvale** and S **Jaylen Watkins**.

## APRIL

- 10 Agreed to trade for WR **Brandin Cooks** and a 2022 fourth-round pick from the Los Angeles Rams for a 2020 second-round pick.
- 24 Signed T **Laremy Tunsil** to a contract extension.
- 24 Drafted DT **Ross Blacklock** (second round) and OLB **Jonathan Greenard** (third round) in the 2020 NFL Draft.
- 25 Drafted T **Charlie Heck** (fourth round), CB **John Reid** (fourth round) and WR **Isaiah Coulter** (fifth round) in the 2020 NFL Draft.
- 25 Traded a 2020 fourth-round pick to the Miami Dolphins for two 2020 fourth-round picks.
- 25 Traded a 2020 fourth-round pick and two 2020 seventh-round picks to the Los Angeles Rams for a 2020 fourth-round pick.
- 25 Traded a 2020 seventh-round pick to the New Orleans Saints for a 2021 sixth-round pick.
- 27 Signed free agent LS **Anthony Kukwa** and S **Michael Thomas**.
- 27 Signed free agent DT **Auzoyah Alufohai**, G **Cordel Iwuagwu**, ILB **Jan Johnson**, OLB **Jamir Jones**, RB **Scottie Phillips**, WR **Tyler Simmons**, TE **Dylan Stapleton**, QB **Nick Tiano** and C **Elex Woodworth**.
- 28 Released S **Tashaun Gipson Sr.**

## JULY

- 14 Released OLB **Chris Landrum**.
- 21 Signed DT **Ross Blacklock**, WR **Isaiah Coulter**, OLB **Jonathan Greenard**, T **Charlie Heck** and CB **John Reid**.
- 27 Waived LS **Anthony Kukwa**, S **Shalom Luani**, DE **Ira Savage-Lewis**, QB **Nick Tiano** and C **Elex Woodworth**.
- 28 Claimed DT **Albert Huggins** off waivers from the Philadelphia Eagles.

## JULY (cont.)

- 28 Waived OLB **Jamir Jones**.
- 31 Placed ILB **Dylan Cole** and CB **Gareon Conley** on the Active/Physically Unable to Perform list.

## AUGUST

- 8 Placed WR **Kenny Stills** on the Active/Non-Football Injury list and DT **Eddie Vanderdoes** on the Reserve/Opt-Out list.
- 10 Signed free agent G/T **Jerald Hawkins**.
- 10 CB **Gareon Conley** passed his physical and moved from the Active/Physically Unable to Perform list to the active roster.
- 10 Signed free agent DT **P.J. Hall**.
- 10 Waived T **David Steinmetz**.
- 16 ILB **Dylan Cole** and WR **Kenny Stills** passed their physicals and moved to the active roster.
- 21 Placed OLB **Duke Ejiofor** on the Reserve/Injured list.
- 23 Signed free agent ILB **Daren Bates** and LS **Anthony Kukwa**.
- 23 Waived ILB **Jan Johnson**.
- 31 Released ILB **Daren Bates**.
- 31 Waived DT **Albert Huggins** and QB **Alex McGough**.

## SEPTEMBER

- 5 Released DT **Angelo Blackson**, G/T **Jerald Hawkins**, C/G **Greg Mancz**, T **Kyle Murphy**, G/T **Brent Qvale**, S **Jaylen Watkins** and LS **Jon Weeks** from the active roster.
- 5 Waived DT **Auzoyah Alufohai**, OLB **Davin Bellamy**, CB **Anthony Chesley**, ILB **Nate Hall**, WR **Chad Hansen**, RB **Karan Higdon Jr.**, G **Cordel Iwuagwu**, LS **Anthony Kukwa**, T **Rick Leonard**, WR **Steven Mitchell Jr.**, T **Elijah Nkansah**, S **Jonathan Owens**, RB **Scottie Phillips**, WR **Tyler Simmons**, TE **Jordan Thomas** and WR **Isaac Whitney**.
- 5 Waived TE **Dylan Stapleton** with an injury settlement.
- 7 Signed G/T **Brent Qvale** and LS **Jon Weeks** to the active roster.
- 7 Placed CB **Gareon Conley** and WR **Isaiah Coulter** on the Reserve/Injured list.
- 7 Signed DT **Auzoyah Alufohai**, OLB **Davin Bellamy**, CB **Anthony Chesley**, ILB **Nate Hall**, WR **Chad Hansen**, G/T **Jerald Hawkins**, G **Cordel Iwuagwu**, C/G **Greg Mancz**, WR **Steven Mitchell Jr.**, T **Elijah Nkansah**, S **Jonathan Owens**, RB **Scottie Phillips**, RB **C.J. Prosise** and WR **Tyler Simmons** to the practice squad.
- 10 Elevated RB **Scottie Phillips** to the active roster from the practice squad for their Week 1 game at Kansas City.
- 14 Signed free agent TE **Pharaoh Brown**, TE **Troy Fumagalli** and QB **Alex McGough** to the practice squad.
- 14 Released G **Cordel Iwuagwu** from the practice squad.
- 15 Signed TE **Pharaoh Brown** to the active roster from the practice squad.
- 15 Placed TE **Kahale Warring** on the Reserve/Injured list.
- 15 Signed free agent G **Cordel Iwuagwu** to the practice squad.
- 19 Elevated RB **C.J. Prosise** to the active roster from the practice squad for their Week 2 game vs. Baltimore.
- 21 Signed free agent WR **Dwayne Harris** and WR **Devin Smith** to the practice squad.
- 21 Released WR **Tyler Simmons** from the practice squad.



# 2020 TEXANS TRANSACTIONS



## SEPTEMBER (cont.)

- 26 Elevated RB **C.J. Prosise** to the active roster from the practice squad for their Week 3 game at Pittsburgh.
- 28 Signed RB **C.J. Prosise** to the active roster from the practice squad.
- 28 Placed S **A.J. Moore Jr.** on the Reserve/Injured list.
- 28 Signed free agent DT **Ryan Glasgow** and DT **Corey Liuget** to the practice squad.
- 28 Released G **Cordel Iwuagwu** from the practice squad.

## OCTOBER

- 7 Activated the 21-day practice window for WR **Isaiah Coulter** to return from the Reserve/Injured list
- 10 Elevated ILB **Nate Hall** and S **Jonathan Owens** to the active roster from the practice squad for their Week 5 game vs. Jacksonville.
- 12 Signed free agent ILB **Emmanuel Ellerbee** and K **Brett Maher** to the practice squad.
- 12 Released WR **Dwayne Harris** and QB **Alex McGough** from the practice squad.
- 13 Placed ILB **Benardrick McKinney** on the Reserve/Injured list.
- 13 Signed free agent ILB **Kyle Emanuel** to the active roster from the Las Vegas Raiders' practice squad.
- 17 Elevated S **Jonathan Owens** to the active roster from the practice squad for their Week 6 game at Tennessee.
- 19 Claimed DT **Eli Ankou** off waivers from the Indianapolis Colts and placed him on the Exempt/Commissioner Permission list.
- 20 Signed free agent WR **Damion Ratley** to the practice squad.
- 20 Released DT **Ryan Glasgow** from the practice squad.
- 26 Activated DT **Eli Ankou** from the Exempt/Commissioner Permission list.
- 26 Released RB **C.J. Prosise** from the active roster.
- 27 Signed free agent RB **C.J. Prosise** to the practice squad.
- 27 Released TE **Troy Fumagalli** from the practice squad.
- 28 Activated WR **Isaiah Coulter** from the Reserve/Injured list.
- 28 Placed G/T **Max Scharping** on the Reserve/COVID-19 list.

## NOVEMBER

- 2 Activated the 21-day practice window for S **A.J. Moore Jr.** and TE **Kahale Warring** to return from the Reserve/Injured list.
- 2 Traded DT **Eli Ankou** to the Dallas Cowboys for a 2022 seventh-round pick.
- 5 Placed ILB **Dylan Cole**, OLB **Jacob Martin** and OLB **Whitney Mercilus** on the Reserve/COVID-19 list.
- 7 Signed free agent QB **Josh McCown** and placed him on the Exempt/Commissioner Permission list.
- 7 Elevated ILB **Nate Hall**, DT **Corey Liuget** and C/G **Greg Mancz** to the active roster from the practice squad (COVID-19 Replacements) for their Week 9 game at Jacksonville.
- 9 Claimed DE **Nate Orchard** off waivers from the Washington Football Team and placed him on the Exempt/Commissioner Permission list.
- 9 Placed ILB **Kyle Emanuel** and OLB **Brennan Scarlett** on the Reserve/Injured list.
- 9 Placed OLB **Davin Bellamy** on the Practice Squad/Injured list.
- 10 Activated ILB **Dylan Cole**, OLB **Whitney Mercilus** and G/T **Max Scharping** from the Reserve/COVID-19 list.
- 10 Released WR **Devin Smith** from the practice squad.
- 10 Signed free agent LB **Curtis Bolton** and DE **Kendall Futrell** to the practice squad.
- 12 Activated QB **Josh McCown** from the Exempt/Commissioner Permission list.
- 14 Activated S **A.J. Moore Jr.** from the Reserve/Injured list.
- 14 Signed RB **C.J. Prosise** to the active roster from the practice squad.
- 14 Elevated ILB **Nate Hall** to the active roster from the practice squad (COVID-19 Replacement).
- 14 Elevated DE **Corey Liuget** and C/G **Greg Mancz** to the active roster from the practice squad (Standard Elevations).
- 14 Placed ILB **Dylan Cole** and RB **David Johnson** on the Reserve/Injured list.
- 16 Activated DE **Nate Orchard** from the Exempt/Commissioner Permission list.
- 17 Activated OLB **Jacob Martin** from the Reserve/COVID-19 list.
- 17 Waived WR **DeAndre Carter** from the active roster.

# HOW THE 2020 TEXANS WERE BUILT

Year	NFL Draft (24)	Trades (8)	Free Agents (45)
<b>2010</b> 6-10 3rd, AFC South			LS Jon Weeks (CFA)
<b>2011</b> 10-6 AFC South Champions	DE J.J. Watt (1)		
<b>2012</b> 12-4 AFC South Champions	OLB Whitney Mercilus (1)		
<b>2013</b> 2-14 4th, AFC South			
<b>2014</b> 9-7 2nd, AFC South			
<b>2015</b> 9-7 AFC South Champions	ILB Bernardrick McKinney (2)		DT Brandon Dunn (FA) C/G Greg Mancz (CFA)
<b>2016</b> 9-7 AFC South Champions	WR Will Fuller V (1) C Nick Martin (2)		K Ka'imi Fairbairn (CFA) OLB Brennan Scarlett (CFA)
<b>2017</b> 4-12 4th, AFC South	QB Deshaun Watson (1) ILB Zach Cunningham (2) DE Carlos Watkins (4b)		ILB Dylan Cole (CFA)
<b>2018</b> 11-5 AFC South Champions	S Justin Reid (3a) TE Jordan Akins (3c) WR Keke Coutee (4) OLB Duke Ejirofor (6a) ILB Peter Kalambayi (6c)		ILB Tyrell Adams (FA) OLB Davin Bellamy (CFA) C/G Zach Fulton (UFA-KC) RB Buddy Howell (W-MIA) T Roderick Johnson (W-CLE) G Senio Kelemete (UFA-NO) WR Steven Mitchell Jr. (FA) S A.J. Moore Jr. (W-NE)
<b>2019</b> 10-6 AFC South Champions	G/T Tytus Howard (1) S Lonnie Johnson Jr. (2a) G/T Max Scharping (2b) TE Kahale Warring (3) DE Charles Omenihu (5) FB Cullen Gillaspia (7)	CB Gareon Conley (T-OAK) CB Keion Crossen (T-NE) RB Duke Johnson (T-CLE) OLB Jacob Martin (T-SEA) WR Kenny Stills (T-MIA) T Laremy Tunsil (T-MIA)	P Bryan Anger (FA) CB Cornell Armstrong (FA) CB Anthony Chesley (FA) TE Darren Fells (FA) CB Phillip Gaines (FA) WR Chad Hansen (W-NO) ILB Nate Hall (FA) CB Vernon Hargreaves III (W-TB) QB AJ McCarron (FA) T Elijah Nkansah (FA) S Jonathan Owens (FA) CB Bradley Roby (UFA-DEN) DT Eddie Vanderdoes (FA)
<b>2020</b>	DT Ross Blacklock (2) OLB Jonathan Greenard (3) T Charlie Heck (4a) CB John Reid (4b) WR Isaiah Coulter (5)	WR Brandin Cooks (T-LAR) RB David Johnson (T-ARI)	DT Auzoyah Alufohai (CFA) ILB Curtis Bolton (FA) TE Pharaoh Brown (FA) WR Randall Cobb (UFA-DAL) ILB Emmanuel Ellerbee (FA) ILB Kyle Emanuel (FA) DE Kendall Futrell (FA) DT P.J. Hall (FA) DT Corey Liuget (FA) K Brett Maher (FA) QB Josh McCown (FA) S Eric Murray (UFA-CLE) DE Nate Orchard (W-WAS) RB Scottie Phillips (CFA) RB C.J. Prosise (FA) G/T Brent Qvale (UFA-NYJ) WR Damion Ratley (FA) S Michael Thomas (FA)



# TEXANS ROSTER BY POSITION

## QUARTERBACKS (3)

NO.	NAME	POS.	HT.	WT.	AGE	EXP.	COLLEGE	HOMETOWN	HOW ACQ.
2	McCarron, AJ	QB	6-3	215	30	7	Alabama	Mobile, Ala.	FA-'19
3	McCown, Josh	QB	6-4	218	41	18	Sam Houston State	Jacksonville, Texas	FA-'20
4	Watson, Deshaun	QB	6-2	215	25	4	Clemson	Gainesville, Ga.	D1-'17

## RUNNING BACKS (6)

NO.	NAME	POS.	HT.	WT.	AGE	EXP.	COLLEGE	HOMETOWN	HOW ACQ.
24	Prossie, C.J.	RB	6-1	225	26	5	Notre Dame	Petersburg, Va.	FA-'20
25	Johnson, Duke	RB	5-9	210	27	6	Miami (Fla.)	Miami, Fla.	T-'19 (CLE)
31	Johnson, David (IR)	RB	6-1	224	28	6	Northern Iowa	Clinton, Iowa	T-'20 (ARI)
38	Howell, Buddy	RB	6-1	218	24	3	Florida Atlantic	Coconut Grove, Fla.	W-'18 (MIA)
40	Phillips, Scottie (PS)	RB	5-8	209	23	R	Mississippi	Ellisville, Miss.	CFA-'20
44	Gillaspie, Cullen	FB	6-2	235	25	2	Texas A&M	Katy, Texas	D7-'19

## WIDE RECEIVERS (10)

NO.	NAME	POS.	HT.	WT.	AGE	EXP.	COLLEGE	HOMETOWN	HOW ACQ.
11	Mitchell Jr., Steven (PS)	WR	5-10	186	26	2	Southern California	Pasadena, Calif.	FA-'18
12	Stills, Kenny	WR	6-1	202	28	8	Oklahoma	Encinitas, Calif.	T-'19 (MIA)
13	Cooks, Brandin	WR	5-10	183	27	7	Oregon State	Stockton, Calif.	T-'20 (LAR)
14	Carter, DeAndre	WR	5-8	190	27	3	Sacramento State	San Jose, Calif.	W-'18 (PHI)
15	Fuller V, Will	WR	6-0	184	26	5	Notre Dame	Philadelphia, Pa.	D1-'16
16	Coutee, Keke	WR	5-11	187	23	3	Texas Tech	Lufkin, Texas	D4-'18
17	Hansen, Chad (PS)	WR	6-2	202	25	2	California	Fillmore, Calif.	W-'19 (NO)
18	Cobb, Randall	WR	5-10	195	30	10	Kentucky	Maryville, Tenn.	UFA-'20 (DAL)
19	Ratley, Damion (PS)	WR	6-2	200	25	3	Texas A&M	Yoakum, Texas	FA - '20
82	Coulter, Isaiah	WR	6-2	198	22	R	Rhode Island	Brandywine, Md.	D5-'20

## TIGHT ENDS (4)

NO.	NAME	POS.	HT.	WT.	AGE	EXP.	COLLEGE	HOMETOWN	HOW ACQ.
81	Warring, Kahale (IR)	TE	6-5	252	23	2	San Diego State	Sonora, Calif.	D3-'19
85	Brown, Pharaoh	TE	6-6	258	26	3	Oregon	Lyndhurst, Ohio	FA-'20
87	Fells, Darren	TE	6-7	270	34	7	California-Irvine	Fullerton, Calif.	FA-'19
88	Akins, Jordan	TE	6-4	243	28	3	Central Florida	Locust Grove, Ga.	D3c-'18

## OFFENSIVE LINE (11)

NO.	NAME	POS.	HT.	WT.	AGE	EXP.	COLLEGE	HOMETOWN	HOW ACQ.
63	Johnson, Roderick	T	6-6	306	24	4	Florida State	Florissant, Mo.	W-'18 (CLE)
64	Kelemete, Senio	G	6-3	301	30	8	Washington	Seattle, Wash.	UFA-'18 (NO)
65	Mancz, Greg (PS)	C/G	6-4	302	28	6	Toledo	Cincinnati, Ohio	CFA-'15
66	Martin, Nick	C	6-4	295	27	5	Notre Dame	Indianapolis, Ind.	D2-'16
67	Heck, Charlie	T	6-8	311	23	R	North Carolina	Kansas City, Mo.	D4a-'20
71	Howard, Tytus	G/T	6-5	322	24	2	Alabama State	Monroeville, Ala.	D1-'19
73	Fulton, Zach	C/G	6-5	321	29	7	Tennessee	Homewood, Ill.	UFA-'18 (KC)
74	Scharping, Max	G/T	6-6	327	24	2	Northern Illinois	Green Bay, Wis.	D2b-'19
75	Nkansah, Elijah (PS)	T	6-5	315	25	1	Toledo	Mason, Ohio	FA-'19
76	Qvale, Brent	G/T	6-7	315	29	6	Nebraska	Williston, N.D.	UFA-'20 (NYJ)
78	Tunsil, Laremy	T	6-5	313	26	5	Mississippi	Lake City, Fla.	T-'19 (MIA)

## LINEBACKERS (15)

NO.	NAME	POS.	HT.	WT.	AGE	EXP.	COLLEGE	HOMETOWN	HOW ACQ.
41	Cunningham, Zach	ILB	6-3	238	25	4	Vanderbilt	Pinson, Ala.	D2-'17
42	Ellerbee, Emmanuel (PS)	ILB	6-1	235	24	3	Rice	Houston, Texas	FA-'20
47	Bolton, Curtis (PS)	ILB	6-0	228	24	2	Oklahoma	Murrieta, Calif.	FA-'20
48	Hall, Nate (PS)	ILB	6-2	235	24	1	Northwestern	Toledo, Ohio	FA-'19
49	Bellamy, Davin (PSIR)	OLB	6-5	259	25	1	Georgia	Chamblee, Ga.	CFA-'18
50	Adams, Tyrell	ILB	6-2	230	28	5	West Georgia	Atlanta, Ga.	FA-'18
51	Cole, Dylan (IR)	ILB	6-0	237	26	4	Missouri State	Springfield, Mo.	CFA-'17
52	Greenard, Jonathan	OLB	6-3	263	23	R	Florida	Hiram, Ga.	D3-'20
53	Ejiofor, Duke (IR)	OLB	6-4	255	25	3	Wake Forest	Houston, Texas	D6a-'18
54	Martin, Jacob (R/C19)	OLB	6-2	242	24	3	Temple	Katy, Texas	T-'19 (SEA)
55	McKinney, Benardrick (IR)	ILB	6-4	257	27	6	Mississippi State	Tunica, Miss.	D2-'15
56	Emanuel, Kyle (IR)	ILB	6-3	250	29	5	North Dakota State	Schuyler, Neb.	FA-'20
57	Scarlett, Brennan (IR)	OLB	6-4	263	27	5	Stanford	Portland, Ore.	CFA-'16
58	Kalambayi, Peter	ILB	6-3	254	25	3	Stanford	Matthews, N.C.	D6c-'18
59	Mercilus, Whitney	OLB	6-4	258	30	9	Illinois	Akron, Ohio	D1-'12

## DEFENSIVE BACKS (14)

NO.	NAME	POS.	HT.	WT.	AGE	EXP.	COLLEGE	HOMETOWN	HOW ACQ.
20	Reid, Justin	S	6-1	203	23	3	Stanford	Prairieville, La.	D3a-'18
21	Roby, Bradley	CB	5-11	194	28	7	Ohio State	Fort Worth, Texas	UFA-'19 (DEN)
22	Conley, Gareon (IR)	CB	6-0	190	25	4	Ohio State	Massillon, Ohio	T-'19 (OAK)
23	Murray, Eric	S	5-11	199	26	5	Minnesota	Milwaukee, Wis.	UFA-'20 (CLE)
26	Hargreaves III, Vernon	CB	5-10	204	25	5	Florida	Tampa, Fla.	W-'19 (TB)
28	Thomas, Michael	S	5-11	195	30	7	Stanford	Houston, Texas	FA-'20
29	Gaines, Phillip	CB	6-0	193	29	7	Rice	Concord, Mass.	FA-'19
30	Armstrong, Cornell	CB	6-0	185	25	3	Southern Miss	Bassfield, Miss.	FA-'19
32	Johnson Jr., Lonnie	S	6-2	213	25	2	Kentucky	Gary, Ind.	D2a-'19
33	Moore Jr., A.J.	S	5-11	200	24	3	Mississippi	Bassfield, Miss.	W-'18 (NE)
34	Reid, John	CB	5-10	187	24	R	Penn State	Mount Laurel, N.J.	D4b-'20
35	Crossen, Keion	CB	5-10	185	24	3	Western Carolina	Garysburg, N.C.	T-'19 (NE)
36	Owens, Jonathan (PS)	S	5-11	210	25	2	Missouri Western State	St. Louis, Mo.	FA-'19
43	Chesley, Anthony (PS)	CB	6-0	190	24	1	Coastal Carolina	Temple Hills, Md.	FA-'19

## DEFENSIVE LINE (11)

NO.	NAME	POS.	HT.	WT.	AGE	EXP.	COLLEGE	HOMETOWN	HOW ACQ.
##	Vanderdoes, Eddie (R/OO)	NT	6-3	315	26	4	UCLA	Auburn, Calif.	FA-'19
45	Futrell, Kendall (PS)	DE	6-2	226	50	R	East Carolina	Winterville, N.C.	FA-'20
90	Blacklock, Ross	DT	6-3	290	22	R	TCU	Missouri City, Texas	D2-'20
91	Watkins, Carlos	DE	6-3	297	26	4	Clemson	Mooresboro, N.C.	D4b-'17
92	Dunn, Brandon	DT	6-2	310	28	5	Louisville	Louisville, Ky.	FA-'15
93	Liuget, Corey (PS)	DT	6-2	300	30	10	Illinois	Miami, Fla.	FA-'20
94	Omenihu, Charles	DE	6-5	280	23	2	Texas	Houston, Texas	D5-'19
95	Orchard, Nate	DE	6-4	251	27	6	Utah	Los Angeles, Calif.	W-'20 (WAS)
96	Hall, P.J.	DT	6-0	305	25	3	Sam Houston State	Seguin, Texas	FA-'20
98	Alufohai, Auzoyah (PS)	DT	6-4	320	24	R	West Georgia	Houston, Texas	CFA-'20
99	Watt, J.J.	DE	6-5	288	31	10	Wisconsin	Pewaukee, Wis.	D1-'11

## SPECIALISTS (4)

NO.	NAME	POS.	HT.	WT.	AGE	EXP.	COLLEGE	HOMETOWN	HOW ACQ.
5	Maher, Brett (PS)	K	6-1	183	30	3	Nebraska		FA-'20
7	Fairbairn, Ka'imi	K	6-0	183	26	5	UCLA	Kailua, Hawaii	CFA-'16
9	Anger, Bryan	P	6-3	205	32	9	California	Camarillo, Calif.	FA-'19
46	Weeks, Jon	LS	5-10	242	34	11	Baylor	Bethpage, N.Y.	FA-'10

# 2020 TEXANS STARTERS

## OFFENSE

	QB	RB	FB	WR	WR	TE	LT	LG	C	RG	RT
WK 1 at KC	D.Watson	Da.Johnson	J.Akins (TE)	W.Fuller	B.Cooks	D.Fells	L.Tunsil	M.Scharping	N.Martin	Z.Fulton	T.Howard
WK 2 vs. BAL	D.Watson	Da.Johnson	J.Akins (TE)	W.Fuller	B.Cooks	D.Fells	L.Tunsil	M.Scharping	N.Martin	Z.Fulton	T.Howard
WK 3 at PIT	D.Watson	Da.Johnson	R.Cobb (WR)	W.Fuller	B.Cooks	D.Fells	L.Tunsil	M.Scharping	N.Martin	Z.Fulton	T.Howard
WK 4 vs. MIN	D.Watson	Da.Johnson	P.Brown (TE)	W.Fuller	B.Cooks	D.Fells	L.Tunsil	S.Kelemete	N.Martin	Z.Fulton	T.Howard
WK 5 vs. JAX	D.Watson	Da.Johnson	R.Cobb (WR)	W.Fuller	B.Cooks	D.Fells	L.Tunsil	S.Kelemete	N.Martin	Z.Fulton	T.Howard
WK 6 at TEN	D.Watson	Da.Johnson	P.Brown (TE)	W.Fuller	B.Cooks	D.Fells	L.Tunsil	S.Kelemete	N.Martin	Z.Fulton	T.Howard
WK 7 vs. GB	D.Watson	Da.Johnson	P.Brown (TE)	W.Fuller	B.Cooks	D.Fells	L.Tunsil	S.Kelemete	N.Martin	Z.Fulton	T.Howard
WK 9 at JAX	D.Watson	Da.Johnson	P.Brown (TE)	W.Fuller	B.Cooks	D.Fells	L.Tunsil	S.Kelemete	N.Martin	Z.Fulton	T.Howard
WK 10 at CLE	D.Watson	Du.Johnson	P.Brown (TE)	W.Fuller	B.Cooks	D.Fells	L.Tunsil	M.Scharping	N.Martin	Z.Fulton	T.Howard
WK 11 vs. NE											
WK 12 at DET											
WK 13 vs. IND											
WK 14 at CHI											
WK 15 at IND											
WK 16 vs. CIN											
WK 17 vs. TEN											

## DEFENSE

	DE	DT	DE	LB	LB	LB	LB	CB	CB	S	S
WK 1 at KC	J.Watt	B.Dunn	C.Omenihu	W.Mercilus	Z.Cunningham	B.McKinney	A.Moore (S)	B.Roby	V.Hargreaves	Ju.Reid	E.Murray
WK 2 vs. BAL	J.Watt	B.Dunn	P.Hall	W.Mercilus	Z.Cunningham	B.McKinney	A.Moore (S)	B.Roby	V.Hargreaves	Ju.Reid	E.Murray
WK 3 at PIT	J.Watt	B.Dunn	P.Hall	W.Mercilus	Z.Cunningham	B.McKinney	A.Moore (S)	B.Roby	V.Hargreaves	Ju.Reid	E.Murray
WK 4 vs. MIN	J.Watt	B.Dunn	P.Hall	W.Mercilus	Z.Cunningham	B.McKinney	B.Scarlett	B.Roby	V.Hargreaves	Ju.Reid	E.Murray
WK 5 vs. JAX	J.Watt	B.Dunn	P.Hall	W.Mercilus	Z.Cunningham	T.Adams	B.Scarlett	B.Roby	V.Hargreaves	Ju.Reid	E.Murray
WK 6 at TEN	J.Watt	B.Dunn	P.Hall	C.Watkins (DE)	Z.Cunningham	T.Adams	B.Scarlett	B.Roby	V.Hargreaves	Ju.Reid	E.Murray
WK 7 vs. GB	J.Watt	B.Dunn	P.Hall	W.Mercilus	Z.Cunningham	T.Adams	C.Watkins (DE)	B.Roby	V.Hargreaves	Ju.Reid	E.Murray
WK 9 at JAX	J.Watt	B.Dunn	P.Hall	C.Watkins (DE)	Z.Cunningham	T.Adams	B.Scarlett	P.Gaines	V.Hargreaves	Ju.Reid	E.Murray
WK 10 at CLE	J.Watt	B.Dunn	P.Hall	W.Mercilus	Z.Cunningham	T.Adams	C.Watkins (DE)	B.Roby	V.Hargreaves	Ju.Reid	E.Murray
WK 11 vs. NE											
WK 12 at DET											
WK 13 vs. IND											
WK 14 at CHI											
WK 15 at IND											
WK 16 vs. CIN											
WK 17 vs. TEN											

Underlined and italicized denotes rookie.



# 2020 TEXANS PARTICIPATION

	WK 1 at KC	WK 2 vs BAL	WK 3 at PIT	WK 4 vs MIN	WK 5 vs JAX	WK 6 at TEN	WK 7 vs GB	WK 9 at JAX	WK 10 at CLE	WK 11 vs NE	WK 12 at DET	WK 13 vs IND	WK 14 at CHI	WK 15 at IND	WK 16 vs CIN	WK 17 vs TEN	GP	GS	DP	IA
Adams, Tyrell	GP	GP	GP	GP	LB	LB	LB	LB	LB								9	5	0	0
Akins, Jordan	TE	TE	GP	GP	IA	IA	IA	GP	GP								6	2	0	3
Anger, Bryan	GP	GP	GP	GP	GP	GP	GP	GP	GP								9	0	0	0
Armstrong, Cornell	IA	IA	IA	IA	IA	IA	GP	GP	GP								3	0	0	6
Blacklock, Ross	GP	GP	IA	GP	GP	GP	GP	GP	GP								8	0	0	1
Brown, Pharaoh	^	IA	GP	TE	GP	TE	TE	TE	TE								7	5	0	1
Cobb, Randall	GP	GP	WR	GP	WR	GP	GP	GP	GP								9	2	0	0
Cooks, Brandin	WR	WR	WR	WR	WR	WR	WR	WR	WR								9	9	0	0
Coulter, Isaiah	IR	IR	IR	IR	IR	IR	IR	IA	IA								0	0	0	2
Coutee, Keke	IA	GP	DNP	IA	IA	IA	IA	DNP	IA								1	0	2	6
Crossen, Keion	GP	GP	GP	GP	GP	GP	GP	GP	GP								9	0	0	0
Cunningham, Zach	LB	LB	LB	LB	LB	LB	LB	LB	LB								9	9	0	0
Dunn, Brandon	DT	DT	DT	DT	DT	DT	DT	DT	DT								9	9	0	0
Fairbairn, Ka'imi	GP	GP	GP	GP	GP	GP	GP	GP	GP								9	0	0	0
Fells, Darren	TE	TE	TE	TE	TE	TE	TE	TE	TE								9	9	0	0
Fuller V, Will	WR	WR	WR	WR	WR	WR	WR	WR	WR								9	9	0	0
Fulton, Zach	RG	RG	RG	RG	RG	RG	RG	RG	RG								9	9	0	0
Gaines, Phillip	GP	GP	GP	GP	GP	GP	GP	CB	GP								9	1	0	0
Gillaspie, Cullen	IA	GP	GP	IA	GP	GP	GP	GP	GP								7	0	0	2
Greenard, Jonathan	IA	IA	IA	GP	GP	GP	GP	GP	GP								6	0	0	3
Hall, P.J.	GP	DE	DE	DE	DE	DE	DE	DE	DE								9	8	0	0
Hargreaves III, Vernon	CB	CB	CB	CB	CB	CB	CB	CB	CB								9	9	0	0
Heck, Charlie	IA	IA	IA	IA	IA	IA	IA	IA	IA								0	0	0	9
Howard, Tytus	RT	RT	RT	RT	RT	RT	RT	RT	RT								9	9	0	0
Howell, Buddy	GP	GP	GP	GP	IA	IA	GP	GP	GP								7	0	0	2
Johnson Jr., Lonnie	GP	GP	GP	GP	GP	GP	GP	GP	GP								9	0	0	0
Johnson, Duke	GP	IA	IA	GP	GP	GP	GP	GP	RB								7	1	0	2
Johnson, Roderick	GP	GP	DNP	DNP	GP	GP	GP	GP	GP								7	0	2	0
Kalambayi, Peter	GP	IA	IA	IA	IA	IA	IA	GP	GP								3	0	0	6
Kelemete, Senio	GP	GP	GP	LG	LG	LG	LG	LG	IA								8	5	0	1
Martin, Jacob	GP	GP	GP	GP	GP	GP	GP	COVID	COVID								7	0	0	0
Martin, Nick	C	C	C	C	C	C	C	C	C								9	9	0	0
McCarron, AJ	DNP	DNP	DNP	DNP	DNP	DNP	DNP	DNP	DNP								0	0	9	0
McCown, Josh	^	^	^	^	^	^	^	EXE	IA								0	0	0	1
Mercilus, Whitney	LB	LB	LB	LB	LB	GP	LB	COVID	LB								8	7	0	0
Moore Jr., A.J.	S	S	S	IR	IR	IR	IR	IR	GP								4	3	0	0
Murray, Eric	S	S	S	S	S	S	S	S	S								9	9	0	0
Omenihu, Charles	DE	GP	GP	GP	GP	GP	GP	GP	IA								8	1	0	1
Orchard, Nate	^	^	^	^	^	^	^	^	EXE								0	0	0	0
Proise, C.J.	PS	GPE	GPE	GP	GP	GP	GP	PS	GP								7	0	0	0
Qvale, Brent	DNP	GP	GP	GP	GP	GP	GP	GP	GP								8	0	1	0
Reid, John	GP	GP	GP	GP	GP	GP	IA	GP	GP								8	0	0	1
Reid, Justin	S	S	S	S	S	S	S	S	S								9	9	0	0
Roby, Bradley	CB	CB	CB	CB	CB	CB	CB	IA	CB								8	8	0	1
Scharping, Max	LG	LG	LG	GP	GP	GP	GP	COVID	LG								8	4	0	0
Stills, Kenny	GP	GP	GP	GP	GP	GP	GP	GP	GP								9	0	0	0
Thomas, Michael	GP	GP	GP	GP	GP	GP	GP	GP	GP								9	0	0	0
Tunsil, Laremy	LT	LT	LT	LT	LT	LT	LT	LT	LT								9	9	0	0
Watkins, Carlos	GP	GP	GP	GP	GP	DE	DE	DE	DE								9	4	0	0
Watson, Deshaun	QB	QB	QB	QB	QB	QB	QB	QB	QB								9	9	0	0
Watt, J.J.	DE	DE	DE	DE	DE	DE	DE	DE	DE								9	9	0	0
Weeks, Jon	GP	GP	GP	GP	GP	GP	GP	GP	GP								9	0	0	0
<b>PRACTICE SQUAD (15)</b>																				
Alufohai, Auzoyah	PS	PS	PS	PS	PS	PS	PS	PS	PS								0	0	0	0
Bolton, Curtis	^	^	^	^	NOT	NOT	NOT	NOT	PS								0	0	0	0
Chesley, Anthony	PS	PS	PS	PS	PS	PS	PS	PS	PS								0	0	0	0
Ellerbee, Emmanuel	^	^	^	NOT	NOT	PS	PS	PS	PS								0	0	0	0
Futrell, Kendall	^	^	^	^	^	^	^	NOT	PS								0	0	0	0
Hall, Nate	PS	PS	PS	PS	GPE	PS	PS	GPE	GPE								3	0	0	0
Hansen, Chad	PS	PS	PS	PS	PS	PS	PS	PS	PS								0	0	0	0
Liuget, Corey	NOT	NOT	NOT	PS	PS	PS	PS	GPE	GPE								2	0	0	0
Maher, Brett	^	^	^	NOT	NOT	PS	PS	PS	PS								0	0	0	0
Mancz, Greg	PS	PS	PS	PS	PS	PS	PS	GPE	GPE								2	0	0	0
Mitchell Jr., Steven	PS	PS	PS	PS	PS	PS	PS	PS	PS								0	0	0	0
Nkansah, Elijah	PS	PS	PS	PS	PS	PS	PS	PS	PS								0	0	0	0
Owens, Jonathan	PS	PS	PS	PS	GPE	GPE	PS	PS	PS								2	0	0	0
Phillips, Scottie	GPE	PS	PS	PS	PS	PS	PS	PS	PS								1	0	0	0
Ratley, Damion	^	^	^	^	^	NOT	PS	PS	PS								0	0	0	0
<b>RESERVE / INJURED (8)</b>																				
Cole, Dylan	IA	GP	GP	GP	GP	GP	GP	COVID	IR								6	0	0	1
Conley, Gareon	IR	IR	IR	IR	IR	IR	IR	IR	IR								0	0	0	0
Emanuel, Kyle	^	^	^	^	^	GP	GP	IA	IR								2	0	0	1
Ejiofor, Duke	IR	IR	IR	IR	IR	IR	IR	IR	IR								0	0	0	0
Johnson, David	RB	RB	RB	RB	RB	RB	RB	RB	IR								8	8	0	0
McKinney, Benardrick	LB	LB	LB	LB	IA	IR	IR	IR	IR								4	4	0	1
Scarlett, Brennan	GP	GP	GP	LB	LB	LB	GP	LB	IR								8	4	0	0
Warring, Kahale	GP	IR	IR	IR	IR	IR	IR	IR	IR								1	0	0	0

**PARTICIPATION KEY:** BOLD = Starter; GP = Game Played; GPE = Game Played (Practice Squad Elevation); IA = Inactive; DNP = Did Not Play; NOT = Not On Roster; ^ = With Other Team; EXE = Exempt/Commissioner Permission; IR = Reserve/Injured; PS = Practice Squad; PSI = Practice Squad/Injured; COVID = Reserve/COVID-19

## 2020 TEXANS INACTIVES & CAPTAINS

### 2020 REGULAR SEASON INACTIVES

DATE	OPPONENT	1	2	3	4	5	6	7
09/10	at Kansas City	Cornell Armstrong	Dylan Cole	Keke Coutee	Cullen Gillaspia	<u>Jonathan Greenard</u>	<u>Charlie Heck</u>	--
09/20	Baltimore	Cornell Armstrong	Pharaoh Brown	<u>Jonathan Greenard</u>	<u>Charlie Heck</u>	Duke Johnson	Peter Kalambayi	--
09/27	at Pittsburgh	Cornell Armstrong	<u>Ross Blacklock</u>	<u>Jonathan Greenard</u>	<u>Charlie Heck</u>	Duke Johnson	Peter Kalambayi	--
10/04	Minnesota	Cornell Armstrong	Keke Coutee	Cullen Gillaspia	<u>Charlie Heck</u>	Peter Kalambayi	--	--
10/11	Jacksonville	Jordan Akins	Cornell Armstrong	Keke Coutee	<u>Charlie Heck</u>	Buddy Howell	Peter Kalambayi	Benardrick McKinney
10/18	at Tennessee	Jordan Akins	Cornell Armstrong	Keke Coutee	<u>Charlie Heck</u>	Buddy Howell	Peter Kalambayi	--
10/25	Green Bay	Jordan Akins	Keke Coutee	<u>Charlie Heck</u>	Peter Kalambayi	<u>John Reid</u>	--	--
11/08	at Jacksonville	<u>Isaiah Coulter</u>	Kyle Emanuel	<u>Charlie Heck</u>	Bradley Roby	--	--	--
11/15	at Cleveland	<u>Isaiah Coulter</u>	Keke Coutee	<u>Charlie Heck</u>	Senio Kelemete	Josh McCown	Charles Omenihu	--
11/22	New England	--	--	--	--	--	--	--
11/26	at Detroit	--	--	--	--	--	--	--
12/06	Indianapolis	--	--	--	--	--	--	--
12/13	at Chicago	--	--	--	--	--	--	--
12/20	at Indianapolis	--	--	--	--	--	--	--
12/27	Cincinnati	--	--	--	--	--	--	--
01/03	Tennessee	--	--	--	--	--	--	--

**Bold underline** denotes rookie





# TEXANS UNOFFICIAL DEPTH CHART

Last updated by Texans PR on Nov. 17, 2020.

**Bold underline** denotes rookie.

## OFFENSE

<b>QB</b>	4 Deshaun Watson	2 AJ McCarron	3 Josh McCown
<b>RB</b>	25 Duke Johnson	24 C.J. Prosise	38 Buddy Howell
<b>FB</b>	44 Cullen Gillaspia		
<b>WR</b>	15 Will Fuller V	12 Kenny Stills	16 Keke Coutee
<b>WR</b>	13 Brandin Cooks	18 Randall Cobb	<b><u>82 Isaiah Coulter</u></b>
<b>TE</b>	87 Darren Fells	88 Jordan Akins	85 Pharaoh Brown
<b>LT</b>	78 Laremy Tunsil	63 Roderick Johnson	
<b>LG</b>	64 Senio Kelemete	74 Max Scharping	
<b>C</b>	66 Nick Martin		
<b>RG</b>	73 Zach Fulton	76 Brent Qvale	
<b>RT</b>	71 Tytus Howard	<b><u>67 Charlie Heck</u></b>	

## DEFENSE

<b>DE</b>	99 J.J. Watt	91 Carlos Watkins	95 Nate Orchard
<b>DT</b>	92 Brandon Dunn	<b><u>90 Ross Blacklock</u></b>	
<b>DE</b>	96 P.J. Hall	94 Charles Omenihu	
<b>LB</b>	59 Whitney Mercilus		
<b>LB</b>	41 Zach Cunningham		
<b>LB</b>	50 Tyrell Adams	58 Peter Kalambayi	
<b>LB</b>	54 Jacob Martin	<b><u>52 Jonathan Greenard</u></b>	
<b>CB</b>	21 Bradley Roby	29 Phillip Gaines	<b><u>34 John Reid</u></b>
<b>CB</b>	26 Vernon Hargreaves III	35 Keion Crossen	30 Cornell Armstrong
<b>S</b>	20 Justin Reid	28 Michael Thomas	
<b>S</b>	23 Eric Murray	33 A.J. Moore Jr.	32 Lonnie Johnson Jr.

## SPECIAL TEAMS

<b>P</b>	9 Bryan Anger	
<b>K</b>	7 Ka'imi Fairbairn	
<b>LS</b>	46 Jon Weeks	
<b>H</b>	9 Bryan Anger	
<b>PR</b>	18 Randall Cobb	15 Will Fuller V
<b>KR</b>	24 C.J. Prosise	

## PRONUNCIATION GUIDE

Tyrell Adams	tie-RELL
Jordan Akins	A-kins
Auzoyah Alufohai	AH-zoy-ah UH-lou-fa-ha
Gareon Conley	gare-ee-ON
Isaiah Coulter	COLE-tur
Keke Coutee	Q-T
Duke Ejirofor	EDGE-eh-for
Ka'imi Fairbairn	kuh-EE-me FAIR-bairn
Cullen Gillaspia	gill-ESS-pee-ah
Jonathan Greenard	gruh-NARD
Peter Kalambayi	cal-am-BYE-ee
Senio Kelemete	seh-NEEL kel-uh-MEH-tay
Corey Liuget	LEE-jit
D'Anton Lynn	DAN-tin
Brett Maher	MAH-her
Greg Mancz	MANTS
Whitney Mercilus	MER-sih-liss
Elijah Nkansah	en-KAN-suh
Charles Omenihu	oh-MEN-ah-hoo
Brent Qvale	KWAH-lee
Eddie Vanderdoes	vander-DOUGHS
Kahale Warring	kah-HALL-aye WHERE-ing

## COACHING STAFF

Romeo Crennel	Interim Head Coach
Tim Kelly	Offensive Coordinator / Quarterbacks
Tracy Smith	Special Teams Coordinator
Anthony Weaver	Defensive Coordinator / Defensive Line
John Aylward	Offensive Assistant
Danny Barrett	Running Backs
Deon Broomfield	Defensive Assistant
Akeem Dent	Defensive Assistant
Mike Devlin	Offensive Line
Bobby King	Inside Linebackers
Will Lawing	Tight Ends
D'Anton Lynn	Secondary
DeNarius McGhee	Offensive Assistant
Matt O'Donnell	Coordinator of Football Research / Defensive Assistant
John Perry	Wide Receivers
Chris Rumph	Outside Linebackers
Carl Smith	Offensive Consultant
T.J. Yates	Assistant Quarterbacks

# HOUSTON TEXANS NUMERIC ROSTER



## COACHING STAFF

COACH	TITLE
<b>Romeo Crennel</b> .....	Interim Head Coach
<b>Tim Kelly</b> .....	Offensive Coord./Quarterbacks
<b>Tracy Smith</b> .....	Special Teams Coordinator
<b>Anthony Weaver</b> ..	Defensive Coord./D-Line
<b>John Aylward</b> .....	Offensive Assistant
<b>Danny Barrett</b> .....	Running Backs
<b>Deon Broomfield</b> .....	Defensive Assistant
<b>Akeem Dent</b> .....	Defensive Assistant
<b>Mike Devlin</b> .....	Offensive Line
<b>Bobby King</b> .....	Inside Linebackers
<b>Will Lawing</b> .....	Tight Ends
<b>D'Anton Lynn</b> .....	Secondary
<b>DeNarius McGhee</b> .....	Offensive Assistant
<b>Matt O'Donnell</b> ..	Coord. of Research / Def Asst.
<b>John Perry</b> .....	Wide Receivers
<b>Chris Rumph</b> .....	Outside Linebackers
<b>Carl Smith</b> .....	Offensive Consultant
<b>T.J. Yates</b> .....	Assistant Quarterbacks

## PRONUNCIATION GUIDE

PLAYER	PRONUNCIATION
<b>Tyrell Adams</b> .....	tie-RELL
<b>Jordan Akins</b> .....	A-kins
<b>Auzoyah Alufohai</b> ..	AH-zoy-ah UH-lou-fa-ha
<b>Gareon Conley</b> .....	gare-ee-ON
<b>Isaiah Coulter</b> .....	COLE-tur
<b>Keke Coutee</b> .....	Q-T
<b>Duke Ejirofor</b> .....	EDGE-eh-for
<b>Ka'imi Fairbairn</b> .....	kuh-EE-me FAIR-bairn
<b>Cullen Gillaspia</b> .....	gill-ESS-pee-ah
<b>Jonathan Greenard</b> .....	gruh-NARD
<b>Peter Kalambayi</b> .....	cal-am-BYE-ee
<b>Senio Kelemete</b> ..	seh-NEEL kel-uh-MEH-tay
<b>Corey Liuget</b> .....	LEE-jit
<b>D'Anton Lynn</b> .....	DAN-tin
<b>Brett Maher</b> .....	MAH-her
<b>Greg Mancz</b> .....	MANTS
<b>Whitney Mercilus</b> .....	MER-sih-liss
<b>Elijah Nkansah</b> .....	en-KAN-suh
<b>Charles Omenihu</b> .....	oh-MEN-ah-hoo
<b>Brent Qvale</b> .....	KWAH-lee
<b>Eddie Vanderdoes</b> .....	vander-DOUGHS
<b>Kahale Warring</b> ..	kah-HALL-aye WHERE-ing

## HOW ACQUIRED KEY

<b>CFA</b> .....	College Free Agent
<b>D</b> .....	Draft Pick
<b>FA</b> .....	Free Agent
<b>T</b> .....	Trade
<b>UFA</b> .....	Unrestricted Free Agent
<b>W</b> .....	Waivers
<b>()</b> .....	Previous Team

NO.	NAME	POS	HT	WT	AGE	EXP	COLLEGE	HOMETOWN	ACQUIRED
2	AJ McCarron	QB	6-3	215	30	7	Alabama	Mobile, Ala.	FA-'19
3	Josh McCown	QB	6-4	218	41	18	Sam Houston State	Jacksonville, Texas	FA-'20
4	Deshawn Watson	QB	6-2	215	25	4	Clemson	Gainesville, Ga.	D1-'17
7	Ka'imi Fairbairn	K	6-0	183	26	5	UCLA	Kailua, Hawaii	CFA-'16
9	Bryan Anger	P	6-3	205	32	9	California	Camarillo, Calif.	FA-'19
12	Kenny Stills	WR	6-1	202	28	8	Oklahoma	Encinitas, Calif.	T-'19 (MIA)
13	Brandin Cooks	WR	5-10	183	27	7	Oregon State	Stockton, Calif.	T-'20 (LAR)
15	Will Fuller V	WR	6-0	184	26	5	Notre Dame	Philadelphia, Pa.	D1-'16
16	Keke Coutee	WR	5-11	187	23	3	Texas Tech	Lufkin, Texas	D4-'18
18	Randall Cobb	WR	5-10	195	30	10	Kentucky	Maryville, Tenn.	UFA-'20 (DAL)
20	Justin Reid	S	6-1	203	23	3	Stanford	Prairieville, La.	D3a-'18
21	Bradley Roby	CB	5-11	194	28	7	Ohio State	Fort Worth, Texas	UFA-'19 (DEN)
23	Eric Murray	S	5-11	199	26	5	Minnesota	Milwaukee, Wis.	UFA-'20 (CLE)
24	C.J. Prosise	RB	6-1	225	26	5	Notre Dame	Petersburg, Va.	FA-'20
25	Duke Johnson	RB	5-9	210	27	6	Miami (Fla.)	Miami, Fla.	T-'19 (CLE)
26	Vernon Hargreaves III	CB	5-10	204	25	5	Florida	Tampa, Fla.	W-'19 (TB)
28	Michael Thomas	S	5-11	195	30	7	Stanford	Houston, Texas	FA-'20
29	Phillip Gaines	CB	6-0	193	29	7	Rice	Concord, Mass.	FA-'19
30	Cornell Armstrong	CB	6-0	185	25	3	Southern Miss	Bassfield, Miss.	FA-'19
32	Lonnice Johnson Jr.	S	6-2	213	25	2	Kentucky	Gary, Ind.	D2a-'19
33	A.J. Moore Jr.	S	5-11	200	24	3	Mississippi	Bassfield, Miss.	W-'18 (NE)
34	John Reid	CB	5-10	187	24	R	Penn State	Mount Laurel, N.J.	D4b-'20
35	Keion Crossen	CB	5-10	185	24	3	Western Carolina	Garysburg, N.C.	T-'19 (NE)
38	Buddy Howell	RB	6-1	218	24	3	Florida Atlantic	Coconut Grove, Fla.	W-'18 (MIA)
41	Zach Cunningham	ILB	6-3	238	25	4	Vanderbilt	Pinson, Ala.	D2-'17
44	Cullen Gillaspia	FB	6-2	235	25	2	Texas A&M	Katy, Texas	D7-'19
46	Jon Weeks	LS	5-10	242	34	11	Baylor	Bethpage, N.Y.	FA-'10
50	Tyrell Adams	ILB	6-2	230	28	5	West Georgia	Atlanta, Ga.	FA-'18
52	Jonathan Greenard	OLB	6-3	263	23	R	Florida	Hiram, Ga.	D3-'20
54	Jacob Martin	OLB	6-2	242	24	3	Temple	Katy, Texas	T-'19 (SEA)
58	Peter Kalambayi	ILB	6-3	254	25	3	Stanford	Matthews, N.C.	D6c-'18
59	Whitney Mercilus	OLB	6-4	258	30	9	Illinois	Akron, Ohio	D1-'12
63	Roderick Johnson	T	6-6	306	24	4	Florida State	Florissant, Mo.	W-'18 (CLE)
64	Senio Kelemete	G	6-3	301	30	8	Washington	Seattle, Wash.	UFA-'18 (NO)
66	Nick Martin	C	6-4	295	27	5	Notre Dame	Indianapolis, Ind.	D2-'16
67	Charlie Heck	T	6-8	311	23	R	North Carolina	Kansas City, Mo.	D4a-'20
71	Tytus Howard	G/T	6-5	322	24	2	Alabama State	Monroeville, Ala.	D1-'19
73	Zach Fulton	C/G	6-5	321	29	7	Tennessee	Homewood, Ill.	UFA-'18 (KC)
74	Max Scharping	G/T	6-6	327	24	2	Northern Illinois	Green Bay, Wis.	D2b-'19
76	Brent Qvale	G/T	6-7	315	29	6	Nebraska	Williston, N.D.	UFA-'20 (NYJ)
78	Laremy Tunsil	T	6-5	313	26	5	Mississippi	Lake City, Fla.	T-'19 (MIA)
82	Isaiah Coulter	WR	6-2	198	22	R	Rhode Island	Brandywine, Md.	D5-'20
85	Pharaoh Brown	TE	6-6	258	26	3	Oregon	Cleveland, Ohio	FA-'20
87	Darren Fells	TE	6-7	270	34	7	California-Irvine	Fullerton, Calif.	FA-'19
88	Jordan Akins	TE	6-4	243	28	3	Central Florida	Locust Grove, Ga.	D3c-'18
90	Ross Blacklock	DT	6-3	290	22	R	TCU	Missouri City, Texas	D2-'20
91	Carlos Watkins	DE	6-3	297	26	4	Clemson	Mooresboro, N.C.	D4b-'17
92	Brandon Dunn	DT	6-2	310	28	5	Louisville	Louisville, Ky.	FA-'15
94	Charles Omenihu	DE	6-5	280	23	2	Texas	Houston, Texas	D5-'19
95	Nate Orchard	DE	6-4	251	27	6	Utah	Los Angeles, Calif.	W-'20 (WAS)
96	P.J. Hall	DT	6-0	305	25	3	Sam Houston State	Seguin, Texas	FA-'20
99	J.J. Watt	DE	6-5	288	31	10	Wisconsin	Pewaukee, Wis.	D1-'11

## PRACTICE SQUAD (15)

5	Brett Maher	K	6-1	183	30	3	Nebraska	Kearney, Neb.	FA-'20
11	Steven Mitchell Jr.	WR	5-10	186	26	2	Southern California	Pasadena, Calif.	FA-'18
17	Chad Hansen	WR	6-2	202	25	2	California	Fillmore, Calif.	W-'19 (NO)
19	Damion Ratley	WR	6-2	200	25	3	Texas A&M	Yoakum, Texas	FA-'20
36	Jonathan Owens	S	5-11	210	25	2	Missouri Western State	St. Louis, Mo.	FA-'19
40	Scottie Phillips	RB	5-8	209	23	R	Mississippi	Ellisville, Miss.	CFA-'20
42	Emmanuel Ellerbee	ILB	6-1	235	23	3	Rice	Houston, Texas	FA-'20
43	Anthony Chesley	CB	6-0	190	24	1	Coastal Carolina	Temple Hills, Md.	FA-'19
45	Kendall Futrell	DE	6-2	226	23	R	East Carolina	Winterville, NC	FA-'20
47	Curtis Bolton	ILB	6-0	228	24	2	Oklahoma	Honolulu, Hawaii	FA-'20
48	Nate Hall	ILB	6-2	235	24	1	Northwestern	Toledo, Ohio	FA-'19
65	Greg Mancz	C/G	6-4	302	28	6	Toledo	Cincinnati, Ohio	CFA-'15
75	Elijah Nkansah	T	6-5	315	25	1	Toledo	Muncie, Ind.	FA-'19
93	Corey Liuget	DT	6-2	300	30	10	Illinois	Miami, Fla.	FA-'20
98	Auzoyah Alufohai	DT	6-4	320	24	R	West Georgia	Houston, Texas	CFA-'20

## PRACTICE SQUAD / INJURED (1)

49	Davin Bellamy	OLB	6-5	259	25	1	Georgia	Chamblee, Ga.	CFA-'18
----	---------------	-----	-----	-----	----	---	---------	---------------	---------

## RESERVE / INJURED (8)

22	Gareon Conley	CB	6-0	190	25	4	Ohio State	Massillon, Ohio	T-'19 (OAK)
31	David Johnson	RB	6-1	224	28	6	Northern Iowa	Clinton, Iowa	T-'20 (ARI)
51	Dylan Cole	ILB	6-0	237	26	4	Missouri State	Springfield, Mo.	CFA-'17
53	Duke Ejirofor	OLB	6-4	255	25	3	Wake Forest	Houston, Texas	D6a-'18
55	Benardrick McKinney	ILB	6-4	257	27	6	Mississippi State	Tunica, Miss.	D2-'15
56	Kyle Emanuel	ILB	6-3	250	29	5	North Dakota State	Schuyler, Neb.	FA-'20
57	Brennan Scarlett	OLB	6-4	263	27	5	Stanford	Portland, Ore.	CFA-'16
81	Kahale Warring	TE	6-5	252	23	2	San Diego State	Sonora, Calif.	D3-'19

## RESERVE / OPT-OUT (1)

	Eddie Vanderdoes	DT	6-3	315	26	4	UCLA	Auburn, Calif.	FA-'19
--	------------------	----	-----	-----	----	---	------	----------------	--------



# HOUSTON TEXANS ALPHA ROSTER

NO.	NAME	POS	HT	WT	AGE	EXP	COLLEGE	HOMETOWN	ACQUIRED
50	Adams, Tyrell	ILB	6-2	230	28	5	West Georgia	Atlanta, Ga.	FA-'18
88	Akins, Jordan	TE	6-4	243	28	3	Central Florida	Locust Grove, Ga.	D3c-'18
9	Anger, Bryan	P	6-3	205	32	9	California	Camarillo, Calif.	FA-'19
30	Armstrong, Cornell	CB	6-0	185	25	3	Southern Miss	Bassfield, Miss.	FA-'19
90	Blacklock, Ross	DT	6-3	290	22	R	TCU	Missouri City, Texas	D2-'20
85	Brown, Pharaoh	TE	6-6	258	26	3	Oregon	Cleveland, Ohio	FA-'20
18	Cobb, Randall	WR	5-10	195	30	10	Kentucky	Maryville, Tenn.	UFA-'20 (DAL)
13	Cooks, Brandin	WR	5-10	183	27	7	Oregon State	Stockton, Calif.	T-'20 (LAR)
82	Coulter, Isaiah	WR	6-2	198	22	R	Rhode Island	Brandywine, Md.	D5-'20
16	Coutee, Keke	WR	5-11	187	23	3	Texas Tech	Lufkin, Texas	D4-'18
35	Crossen, Keion	CB	5-10	185	24	3	Western Carolina	Garysburg, N.C.	T-'19 (NE)
41	Cunningham, Zach	ILB	6-3	238	25	4	Vanderbilt	Pinson, Ala.	D2-'17
92	Dunn, Brandon	DT	6-2	310	28	5	Louisville	Louisville, Ky.	FA-'15
7	Fairbairn, Ka'imi	K	6-0	183	26	5	UCLA	Kailua, Hawaii	CFA-'16
87	Fells, Darren	TE	6-7	270	34	7	California-Irvine	Fullerton, Calif.	FA-'19
15	Fuller V, Will	WR	6-0	184	26	5	Notre Dame	Philadelphia, Pa.	D1-'16
73	Fulton, Zach	C/G	6-5	321	29	7	Tennessee	Homewood, Ill.	UFA-'18 (KC)
29	Gaines, Phillip	CB	6-0	193	29	7	Rice	Concord, Mass.	FA-'19
44	Gillaspia, Cullen	FB	6-2	235	25	2	Texas A&M	Katy, Texas	D7-'19
52	Greenard, Jonathan	OLB	6-3	263	23	R	Florida	Hiram, Ga.	D3-'20
96	Hall, P.J.	DT	6-0	305	25	3	Sam Houston State	Seguin, Texas	FA-'20
26	Hargreaves III, Vernon	CB	5-10	204	25	5	Florida	Tampa, Fla.	W-'19 (TB)
67	Heck, Charlie	T	6-8	311	23	R	North Carolina	Kansas City, Mo.	D4a-'20
71	Howard, Tytus	G/T	6-5	322	24	2	Alabama State	Monroeville, Ala.	D1-'19
38	Howell, Buddy	RB	6-1	218	24	3	Florida Atlantic	Coconut Grove, Fla.	W-'18 (MIA)
32	Johnson Jr., Lonnie	S	6-2	213	25	2	Kentucky	Gary, Ind.	D2a-'19
25	Johnson, Duke	RB	5-9	210	27	6	Miami (Fla.)	Miami, Fla.	T-'19 (CLE)
63	Johnson, Roderick	T	6-6	306	24	4	Florida State	Florissant, Mo.	W-'18 (CLE)
58	Kalambayi, Peter	ILB	6-3	254	25	3	Stanford	Matthews, N.C.	D6c-'18
64	Kelemete, Senio	G	6-3	301	30	8	Washington	Seattle, Wash.	UFA-'18 (NO)
54	Martin, Jacob	OLB	6-2	242	24	3	Temple	Katy, Texas	T-'19 (SEA)
66	Martin, Nick	C	6-4	295	27	5	Notre Dame	Indianapolis, Ind.	D2-'16
2	McCarron, AJ	QB	6-3	215	30	7	Alabama	Mobile, Ala.	FA-'19
3	McCown, Josh	QB	6-4	218	41	18	Sam Houston State	Jacksonville, Texas	FA-'20
59	Mercilus, Whitney	OLB	6-4	258	30	9	Illinois	Akron, Ohio	D1-'12
33	Moore Jr., A.J.	S	5-11	200	24	3	Mississippi	Bassfield, Miss.	W-'18 (NE)
23	Murray, Eric	S	5-11	199	26	5	Minnesota	Milwaukee, Wis.	UFA-'20 (CLE)
94	Omenihu, Charles	DE	6-5	280	23	2	Texas	Houston, Texas	D5-'19
95	Orchard, Nate	DE	6-4	251	27	6	Utah	Los Angeles, Calif.	W-'20 (WAS)
24	Prosise, C.J.	RB	6-1	225	26	5	Notre Dame	Petersburg, Va.	FA-'20
76	Qvale, Brent	G/T	6-7	315	29	6	Nebraska	Williston, N.D.	UFA-'20 (NYJ)
34	Reid, John	CB	5-10	187	24	R	Penn State	Mount Laurel, N.J.	D4b-'20
20	Reid, Justin	S	6-1	203	23	3	Stanford	Prairieville, La.	D3a-'18
21	Roby, Bradley	CB	5-11	194	28	7	Ohio State	Fort Worth, Texas	UFA-'19 (DEN)
74	Scharping, Max	G/T	6-6	327	24	2	Northern Illinois	Green Bay, Wis.	D2b-'19
12	Stills, Kenny	WR	6-1	202	28	8	Oklahoma	Encinitas, Calif.	T-'19 (MIA)
28	Thomas, Michael	S	5-11	195	30	7	Stanford	Houston, Texas	FA-'20
78	Tunsil, Laremy	T	6-5	313	26	5	Mississippi	Lake City, Fla.	T-'19 (MIA)
91	Watkins, Carlos	DE	6-3	297	26	4	Clemson	Mooresboro, N.C.	D4b-'17
4	Watson, Deshaun	QB	6-2	215	25	4	Clemson	Gainesville, Ga.	D1-'17
99	Watt, J.J.	DE	6-5	288	31	10	Wisconsin	Pewaukee, Wis.	D1-'11
46	Weeks, Jon	LS	5-10	242	34	11	Baylor	Bethpage, N.Y.	FA-'10



## COACHING STAFF

COACH	TITLE
<b>Romeo Crennel</b> .....	Interim Head Coach
<b>Tim Kelly</b> ....	Offensive Coord./Quarterbacks
<b>Tracy Smith</b> .....	Special Teams Coordinator
<b>Anthony Weaver</b> ...	Defensive Coord./D-Line
<b>John Aylward</b> .....	Offensive Assistant
<b>Danny Barrett</b> .....	Running Backs
<b>Deon Broomfield</b> .....	Defensive Assistant
<b>Akeem Dent</b> .....	Defensive Assistant
<b>Mike Devlin</b> .....	Offensive Line
<b>Bobby King</b> .....	Inside Linebackers
<b>Will Lawing</b> .....	Tight Ends
<b>D'Anton Lynn</b> .....	Secondary
<b>DeNarius McGhee</b> .....	Offensive Assistant
<b>Matt O'Donnell</b> ..	Coord. of Research / Def Asst.
<b>John Perry</b> .....	Wide Receivers
<b>Chris Rumph</b> .....	Outside Linebackers
<b>Carl Smith</b> .....	Offensive Consultant
<b>T.J. Yates</b> .....	Assistant Quarterbacks

## PRONUNCIATION GUIDE

PLAYER	PRONUNCIATION
<b>Tyrell Adams</b> .....	tie-RELL
<b>Jordan Akins</b> .....	A-kins
<b>Auzoyah Alufohai</b> ..	AH-zoy-ah UH-lou-fa-ha
<b>Gareon Conley</b> .....	gare-ee-ON
<b>Isaiah Coulter</b> .....	COLE-tur
<b>Keke Coutee</b> .....	Q-T
<b>Duke Ejirofor</b> .....	EDGE-eh-for
<b>Ka'imi Fairbairn</b> .....	kuh-EE-me FAIR-bairn
<b>Cullen Gillaspia</b> .....	gill-ESS-pee-ah
<b>Jonathan Greenard</b> .....	gruh-NARD
<b>Peter Kalambayi</b> .....	cal-am-BYE-ee
<b>Senio Kelemete</b> ..	seh-NEEL kel-uh-MEH-tay
<b>Corey Liuget</b> .....	LEE-jit
<b>D'Anton Lynn</b> .....	DAN-tin
<b>Brett Maher</b> .....	MAH-her
<b>Greg Mancz</b> .....	MANTS
<b>Whitney Mercilus</b> .....	MER-sih-liss
<b>Elijah Nkansah</b> .....	en-KAN-suh
<b>Charles Omenihu</b> .....	oh-MEN-ah-hoo
<b>Brent Qvale</b> .....	KWAH-lee
<b>Eddie Vanderdoes</b> .....	vander-DOUGHS
<b>Kahale Warring</b> ..	kah-HALL-aye WHERE-ing

## HOW ACQUIRED KEY

<b>CFA</b> .....	College Free Agent
<b>D</b> .....	Draft Pick
<b>FA</b> .....	Free Agent
<b>T</b> .....	Trade
<b>UFA</b> .....	Unrestricted Free Agent
<b>W</b> .....	Waivers
<b>()</b> .....	Previous Team

### PRACTICE SQUAD (15)

98	Alufohai, Auzoyah	DT	6-4	320	24	R	West Georgia	Houston, Texas	CFA-'20
47	Bolton, Curtis	ILB	6-0	228	24	2	Oklahoma	Honolulu, Hawaii	FA-'20
43	Chesley, Anthony	CB	6-0	190	24	1	Coastal Carolina	Temple Hills, Md.	FA-'19
42	Ellerbe, Emmanuel	ILB	6-1	235	23	3	Rice	Houston, Texas	FA-'20
45	Futrell, Kendall	DE	6-2	226	23	R	East Carolina	Winterville, NC	FA-'20
48	Hall, Nate	ILB	6-2	235	24	1	Northwestern	Toledo, Ohio	FA-'19
17	Hansen, Chad	WR	6-2	202	25	2	California	Fillmore, Calif.	W-'19 (NO)
93	Liuget, Corey	DT	6-2	300	30	10	Illinois	Miami, Fla.	FA-'20
5	Maher, Brett	K	6-1	183	30	3	Nebraska	Kearney, Neb.	FA-'20
65	Mancz, Greg	C/G	6-4	302	28	6	Toledo	Cincinnati, Ohio	CFA-'15
11	Mitchell Jr., Steven	WR	5-10	186	26	2	Southern California	Pasadena, Calif.	FA-'18
75	Nkansah, Elijah	T	6-5	315	25	1	Toledo	Muncie, Ind.	FA-'19
36	Owens, Jonathan	S	5-11	210	25	2	Missouri Western State	St. Louis, Mo.	FA-'19
40	Phillips, Scottie	RB	5-8	209	23	R	Mississippi	Ellisville, Miss.	CFA-'20
19	Ratley, Damion	WR	6-2	200	25	3	Texas A&M	Yoakum, Texas	FA-'20

### PRACTICE SQUAD / INJURED (1)

49	Bellamy, Davin	OLB	6-5	259	25	1	Georgia	Chamblee, Ga.	CFA-'18
----	----------------	-----	-----	-----	----	---	---------	---------------	---------

### RESERVE / INJURED (8)

51	Cole, Dylan	ILB	6-0	237	26	4	Missouri State	Springfield, Mo.	CFA-'17
22	Conley, Gareon	CB	6-0	190	25	4	Ohio State	Massillon, Ohio	T-'19 (OAK)
56	Emanuel, Kyle	ILB	6-3	250	29	5	North Dakota State	Schuyler, Neb.	FA-'20
53	Ejirofor, Duke	OLB	6-4	255	25	3	Wake Forest	Houston, Texas	D6a-'18
31	Johnson, David	RB	6-1	224	28	6	Northern Iowa	Clinton, Iowa	T-'20 (ARI)
55	McKinney, Benardrick	ILB	6-4	257	27	6	Mississippi State	Tunica, Miss.	D2-'15
57	Scarlett, Brennan	OLB	6-4	263	27	5	Stanford	Portland, Ore.	CFA-'16
81	Warring, Kahale	TE	6-5	252	23	2	San Diego State	Sonora, Calif.	D3-'19

### RESERVE / OPT-OUT (1)

	Vanderdoes, Eddie	DT	6-3	315	26	4	UCLA	Auburn, Calif.	FA-'19
--	-------------------	----	-----	-----	----	---	------	----------------	--------



**HOUSTON**  
**TEXANS**

**MISC. STATS**



# THE LAST TIME

## BY TEXANS

## BY OPPONENT

### RUSHING

* Never Has Happened *	300 YARDS RUSHING	* Never Has Happened *
231 yards, Arian Foster vs. Indianapolis, 09/12/10	200 YARDS RUSHING	212 yards, Derrick Henry @ Tennessee, 10/18/20
104 yards, Carlos Hyde @ Tennessee, 12/15/19	100 YARDS RUSHING	126 yards/104 yards, Nick Chubb/Kareem Hunt @ Cleveland, 11/15/20
124 yards/115 yards, Arian Foster/Ben Tate vs. Cleveland, 11/06/11	TWO 100-YARD RUSHERS	126 yards/104 yards, Nick Chubb/Kareem Hunt @ Cleveland, 11/15/20
* Never Has Happened *	FIVE TOUCHDOWNS RUSHING	* Never Has Happened *
* Never Has Happened *	FOUR TOUCHDOWNS RUSHING	4 tds, Shaun Alexander: (4, 5, 1, 23) @ Seattle, 10/16/05
3 tds, Ben Tate: (8, 20, 10) vs. New England, 12/01/13	THREE TOUCHDOWNS RUSHING	3 tds, Derrick Henry: (3, 1, 53) vs. Tennessee, 12/29/19
2 tds, Deshaun Watson: (6, 3) vs. Denver, 12/08/19	TWO TOUCHDOWNS RUSHING	2 tds, Derrick Henry: (94, 5) @ Tennessee, 10/18/20
* Never Has Happened *	TWO PLAYERS WITH TWO TD RUSHING	* Never Has Happened *
* Never Has Happened *	THREE PLAYERS WITH ONE TD RUSHING	* Never Has Happened *
54 yards, Duke Johnson @ Cleveland, 11/15/20	50-74 YARD RUSHING	51 yards, Jeremy McNichols @ Tennessee, 10/18/20
96 yards, David Johnson vs. Jacksonville, 10/11/20	75+ YARD RUSHING	126 yards/104 yards, Nick Chubb/Kareem Hunt @ Cleveland, 11/15/20
216 yards, Houston 26, Jacksonville 3 @ Jacksonville, 11/03/19	200-299 YARDS RUSHING (TEAM)	231 yards, Cleveland 10, Houston 7 @ Cleveland, 11/15/20
216 yards, Houston 26, Jacksonville 3 @ Jacksonville, 11/03/19	200+ YARDS RUSHING (TEAM)	231 yards, Cleveland 10, Houston 7 @ Cleveland, 11/15/20
* Never Has Happened *	300+ YARDS RUSHING (TEAM)	320 yards, Seattle 42, Houston 10 @ Seattle, 10/16/05

### RECEIVING

106 yards/105 yards, DeAndre Hopkins/Kenny Stills @ Indianapolis, 10/20/19	TWO 100-YARD RECEIVERS	114 yards/103 yards, Adam Thielen/Justin Jefferson vs. Minnesota, 10/04/20
217 yards, Will Fuller V vs. Atlanta, 10/06/19	200 YARDS RECEIVING	223 yards, T.Y. Hilton vs. Indianapolis, 10/09/14
100 yards, Will Fuller V @ Jacksonville, 11/08/20	100 YARDS RECEIVING	146 yards, DJ Chark Jr. @ Jacksonville, 11/08/20
* Never Has Happened *	FIVE TOUCHDOWN RECEPTIONS	* Never Has Happened *
* Never Has Happened *	FOUR TOUCHDOWN RECEPTIONS	* Never Has Happened *
3 tds, Will Fuller V: (6, 33, 44) vs. Atlanta, 10/06/19	THREE TOUCHDOWN RECEPTIONS	3 tds, T.Y. Hilton: (10, 58, 9) vs. Indianapolis, 11/03/13
2 tds, Kenny Stills: (12, 16) @ Tennessee, 12/15/19	TWO TOUCHDOWN RECEPTIONS	2 tds, Davante Adams: (3, 45) vs. Green Bay, 10/25/20
Jordan Thomas: (13, 2)/DeAndre Hopkins: (49, 2) vs. Miami, 10/25/18	TWO PLAYERS WITH TWO TD RECEPTIONS	Jimmy Graham: (1, 18)/Paul Richardson: (20, 7) @ Seattle, 10/29/17

### PASSING

527 yards, Matt Schaub vs. Jacksonville, 11/18/12	500 YARDS PASSING	* Never Has Happened *
50 att., Deshaun Watson vs. Denver, 12/08/19	40+ PASS ATTEMPTS	41 att., Ryan Tannehill @ Tennessee, 10/18/20
50 att., Deshaun Watson vs. Denver, 12/08/19	50+ PASS ATTEMPTS	62 att., Andrew Luck @ Indianapolis, 09/30/18
426 yards, Deshaun Watson vs. Atlanta, 10/06/19	400 YARDS PASSING	471 yards, Nick Foles @ Philadelphia, 12/23/18
309 yards, Deshaun Watson vs. Green Bay, 10/25/20	300 YARDS PASSING	304 yards, Jake Luton @ Jacksonville, 11/08/20
* Never Has Happened *	SEVEN TOUCHDOWN PASSES	* Never Has Happened *
6 tds, Ryan Fitzpatrick: (8, 7, 34, 4, 1, 58) vs. Tennessee, 11/30/14	SIX TOUCHDOWN PASSES	6 tds, Aaron Rodgers: (41, 6, 21, 1, 48, 18) vs. Green Bay, 10/14/12
5 tds, Deshaun Watson: (6, 33, 8, 12, 44) vs. Atlanta, 10/06/19	FIVE TOUCHDOWN PASSES	5 tds, Tom Brady: (5, 7, 47, 42, 25) @ New England, 09/24/17
4 tds, Deshaun Watson: (1, 4, 53, 1) @ Tennessee, 10/18/20	FOUR TOUCHDOWN PASSES	4 tds, Aaron Rodgers: (3, 3, 1, 45) vs. Green Bay, 10/25/20
* Never Has Happened *	FOUR OR MORE INTERCEPTION GAME	* Never Has Happened *
3 tds, Deshaun Watson: (44, 19, 28) vs. Jacksonville, 10/11/20	THREE TOUCHDOWN PASSES	3 tds, Patrick Mahomes: (6, 2, 3) @ Kansas City, 09/10/20
3 int, Glover Quin vs. Tennessee, 11/28/10	THREE INTERCEPTION GAME	* Never Has Happened *
2 int, Johnathan Joseph vs. Cleveland, 10/15/17	TWO INTERCEPTION GAME	2 int, Richard Sherman @ Seattle, 10/29/17
4 ints, Sage Rosenfels vs. Baltimore, 11/09/08	FOUR INTERCEPTIONS THROWN	4 ints, Jameis Winston @ Tampa Bay, 12/21/19



# THE LAST TIME

3 ints, Deshaun Watson @ Seattle, 10/29/17	THREE INTERCEPTIONS THROWN	3 ints, Baker Mayfield vs. Cleveland, 12/02/18
2 ints, Deshaun Watson vs. Jacksonville, 10/11/20	TWO INTERCEPTIONS THROWN	2 ints, Gardner Minshew II @ Jacksonville, 11/03/19
COMBINED YARDS		
102 yards/355 yards, Arian Foster/Matt Schaub vs. Seattle, 09/29/13	100-YARD RUSHER AND 300-YARD PASSER	212 yards/366 yards, Derrick Henry/Ryan Tannehill @ Tennessee, 10/18/20
123 yards/335 yards, Will Fuller V/Deshaun Watson @ Tennessee, 10/18/20	100-YARD RECEIVER AND 300-YARD PASSER	146 yards/304 yards, DJ Chark Jr./Jake Lutan @ Jacksonville, 11/08/20
104 yards/119 yards, Carlos Hyde/DeAndre Hopkins @ Tennessee, 12/15/19	100-YARD RUSHER AND 100-YARD RECEIVER	212 yards/113 yards, Derrick Henry/Anthony Firkser @ Tennessee, 10/18/20
102 yards/355 yards/110 yards, Arian Foster/Matt Schaub Andre Johnson vs. Seattle, 09/29/13	100-YARD RUSHER, 300-YARD PASSER, 100-YARD RECEIVER	212 yards/366 yards/113 yards, Derrick Henry/Ryan Tannehill Anthony Firkser @ Tennessee, 10/18/20
DEFENSE		
27 yards, Bradley Roby: (14:19) 3-J.Winston pass short left intended for 17-J.Watson INTERCEPTED by 21-B.Roby [98-D.Reader] at TB 27. 21-B.Roby for 27 yards, TOUCHDOWN. @ Tampa Bay, 12/21/19	INTERCEPTED PASS RETURNED FOR A TOUCHDOWN	78 yards, Earl Thomas: (10:21) (Shotgun) 4-D.Watson pass short middle intended for 10-D.Hopkins INTERCEPTED by 29-E.Thomas at SEA 22. 29-E.Thomas for 78 yards, TOUCHDOWN. @ Seattle, 10/29/17
0 yards, Jadeveon Clowney: (5:30) (Shotgun) 12-A.Luck Aborted. 78-R.Kelly FUMBLES at IND 0, RECOVERED by HST-90-J.Clowney at IND 0. TOUCHDOWN. @ Indianapolis, 09/30/18	FUMBLE RETURNED FOR A TOUCHDOWN	22 yards, L.J. Fort: (5:26) (Shotgun) 4-D.Watson pass short right to 16-K.Coutee to HST 23 for 6 yards (44-M.Humphrey). FUMBLES (44-M.Humphrey), RECOVERED by BLT-58-L.Fort at HST 22. 58-L.Fort pushed ob at HST 1 for 21 yards (78-L.Tunsil).The Replay Official reviewed the short of the goal line ruling, and the play was REVERSED.(Shotgun) 4-D.Watson pass short right to 16-K.Coutee to HST 23 for 6 yards (44-M.Humphrey). FUMBLES (44-M.Humphrey), RECOVERED by BLT-58-L.Fort at HST 22. 58-L.Fort for 22 yards, TOUCHDOWN. vs. Baltimore, 09/20/20
(10:17) (Shotgun) 8-K.Hogan pass incomplete short middle [55-B.McKinney]. PENALTY on CLV-8-K.Hogan, Intentional Grounding, 6 yards, enforced in End Zone, SAFETY. Penalty on CLV, Illegal Formation, declined. vs. Cleveland, 10/15/17	SAFETY SCORED	Zach Pascal: (2:44) (Punt formation) 9-B.Anger up the middle ran ob in End Zone for -5 yards, SAFETY (14-Z.Pascal). @ Indianapolis, 10/20/19
Houston 20, Tennessee 0 vs. Tennessee, 11/28/10	SHUTOUT	New England 27, Houston 0 @ New England, 09/22/16
4.0 sk, Connor Barwin @ Jacksonville, 11/27/11	FOUR SACK GAME	4.0 sk, Calais Campbell vs. Jacksonville, 09/10/17
3.0 sk, J.J. Watt vs. N.Y. Giants, 09/23/18	THREE SACK GAME	3.0 sk, Jason Pierre-Paul @ Tampa Bay, 12/21/19
2.0 sk, Whitney Mercilus vs. Minnesota, 10/04/20	TWO SACK GAME	2.0 sk, Yannick Ngakoue vs. Minnesota, 10/04/20
90 yards, Cleveland 10, Houston 7 @ Cleveland, 11/15/20	LESS THAN 100 RUSHING YARDS	96 yards, Green Bay 35, Houston 20 vs. Green Bay, 10/25/20
125 yards, Cleveland 10, Houston 7 @ Cleveland, 11/15/20	LESS THAN 150 NET PASSING YARDS	110 yards, Baltimore 41, Houston 7 @ Baltimore, 11/17/19
119 yards, Houston 20, Jacksonville 3 vs. Jacksonville, 12/30/18	LESS THAN 200 YARDS NET OFFENSE	186 yards, Jacksonville 45, Houston 7 @ Jacksonville, 12/17/17
296 yards, Houston 20, Indianapolis 17 vs. Indianapolis, 11/21/19	LESS THAN 300 YARDS NET OFFENSE	243 yards, Cleveland 10, Houston 7 @ Cleveland, 11/15/20
1 to, Houston 27, Jacksonville 25 @ Jacksonville, 11/08/20	AT LEAST ONE TURNOVER	1 to, Houston 27, Jacksonville 25 @ Jacksonville, 11/08/20
5 to, Houston 23, Tampa Bay 20 @ Tampa Bay, 12/21/19	FORCED THREE+ TURNOVERS	3 to, Denver 38, Houston 24 vs. Denver, 12/08/19
SPECIAL TEAMS		
95 yards, Jacoby Jones: 9-S.Lechler kicks 75 yards from OAK 20 to HST 5. 12-J.Jones for 95 yards, TOUCHDOWN. vs. Oakland, 10/04/09	KICKOFF RETURNED FOR A TOUCHDOWN	100 yards, Marqise Lee: 8-N.Novak kicks 65 yards from HST 35 to JAX 0. 11-M.Lee for 100 yards, TOUCHDOWN. PENALTY on JAX-11-M.Lee, Unsportsmanlike Conduct, 15 yards, enforced between downs. vs. Jacksonville, 12/18/16
67 yards, Will Fuller V: (1:12) 6-B.Kern punts 45 yards to HST 33, Center-48-B.Brinkley. 15-W.Fuller for 67 yards, TOUCHDOWN. (The Punt Hangtime Was 3.65 seconds.) vs. Tennessee, 10/02/16	PUNT RETURNED FOR A TOUCHDOWN	82 yards, Tyreek Hill: (7:41) 9-S.Lechler punts 52 yards to KC 18, Center-46-J.Weeks. 10-T.Hill for 82 yards, TOUCHDOWN. vs. Kansas City, 10/08/17
* Never Has Happened *	BLOCKED FIELD GOAL RETURNED FOR A TOUCHDOWN	* Never Has Happened *

## THE LAST TIME

Alfred Blue: (2:15) 5-T.Way punt is BLOCKED by 28-A.Blue, Center-57-N.Sundberg, RECOVERED by HST-28-A.Blue at WAS 5. 28-A.Blue for 5 yards, TOUCHDOWN. vs. Washington, 09/07/14	BLOCKED PUNT RETURNED FOR A TOUCHDOWN	* Never Has Happened *
54 yards, Ka'imi Fairbairn: (9:52) 7-K.Fairbairn 54 yard field goal is GOOD, Center-46-J.Weeks, Holder-9-B.Anger. @ Jacksonville, 11/08/20	MADE FIELD GOAL OF 50 YARDS OR LONGER	59 yards, Josh Lambo: (:03) 4-J.Lambo 59 yard field goal is GOOD, Center-46-R.Maticcik, Holder-9-L.Cooke. @ Jacksonville, 11/08/20
43 yards, Randy Bullock: (3:27) 4-R.Bullock 43 yard field goal is BLOCKED (96-A.Woods), Center-46-J.Weeks, Holder-9-S.Lechler. vs. Tennessee, 11/30/14	BLOCKED FIELD GOAL	27 yards, Stephen Gostkowski: (8:57) 3-S.Gostkowski 27 yard field goal is BLOCKED (20-Ju.Reid), Center-48-B.Brinkley, Holder-6-B.Kern, RECOVERED by HST-28-M.Thomas at HST 21. 28-M.Thomas to HST 21 for no gain (75-J.Douglas). @ Tennessee, 10/18/20
Shane Lechler: (10:41) 9-S.Lechler punt is BLOCKED by 98-D.Moore, Center-46-J.Weeks, ball out of bounds at HST 29. HST-9-S.Lechler was injured during the play. @ N.Y. Giants, 09/21/14	BLOCKED PUNT	JK Scott: (12:17) 6-J.Scott punt is BLOCKED by 38-B.Howell, Center-43-H.Bradley, RECOVERED by HST-51-D.Cole at GB 32. PENALTY on GB-29-K.Hollman, Illegal Use of Hands, 10 yards, enforced at GB 32. vs. Green Bay, 10/25/20
Ka'imi Fairbairn: 7-K.Fairbairn extra point is No Good, Wide Left, Center-46-J.Weeks, Holder-9-B.Anger. @ Tennessee, 10/18/20	MISSED POINT AFTER TOUCHDOWN ATTEMPT	Josh Lambo: 4-J.Lambo extra point is No Good, Wide Right, Center-46-R.Maticcik, Holder-9-L.Cooke. @ Jacksonville, 11/08/20
Kai Forbath: 2-K.Forbath extra point is Blocked (99-J.Watt), Center-57-N.Sundberg, Holder-5-T.Way. vs. Washington, 09/07/14	POINT AFTER TOUCHDOWN ATTEMPT BLOCKED	Ka'imi Fairbairn: 7-K.Fairbairn extra point is Blocked (22-C.Davis), Center-46-J.Weeks, Holder-9-B.Anger. DEFENSIVE TWO-POINT ATTEMPT. 53-M.Smith recovered the blocked kick. ATTEMPT FAILS. @ Jacksonville, 11/03/19
Michael Thomas: 7-K.Fairbairn kicks onside 18 yards from HST 35 to GB 47. RECOVERED by HST-28-M.Thomas. vs. Green Bay, 10/25/20	SUCCESSFUL ONSIDE KICK	Pat McAfee: 1-P.McAfee kicks onside 11 yards from IND 35 to IND 46. RECOVERED by IND-1-P.McAfee. vs. Indianapolis, 10/09/14
5 fg, Ka'imi Fairbairn: (41, 32, 53, 49, 40) @ N.Y. Jets, 12/15/18	FIVE FIELD GOALS	5 fg, Harrison Butker: (35, 42, 41, 35, 49) vs. Kansas City, 10/08/17
4 fg, Ka'imi Fairbairn: (20, 21, 19, 36) vs. Dallas, 10/07/18	FOUR FIELD GOALS	4 fg, Justin Tucker: (32, 39, 47, 20) vs. Baltimore, 09/20/20
3 fg, Ka'imi Fairbairn: (36, 33, 46) vs. Jacksonville, 10/11/20	THREE FIELD GOALS	3 fg, Joey Slye: (48, 55, 26) vs. Carolina, 09/29/19
TEAM/MISCELLANEOUS		
592 yards, Houston 592, Atlanta 373 vs. Atlanta, 10/06/19	500 TOTAL YARDS OF OFFENSE	607 yards, Tennessee 607, Houston 412 @ Tennessee, 10/18/20
412 yards, Tennessee 607, Houston 412 @ Tennessee, 10/18/20	400 TOTAL YARDS OF OFFENSE	403 yards, Jacksonville 403, Houston 374 @ Jacksonville, 11/08/20
* Never Has Happened *	TOUCHDOWN ON OFFENSE, DEFENSE AND SPECIAL TEAMS	ST: (6:05) S.Bradford pass short right to C.Harkey for 2 yards, TOUCHDOWN.ST: (2:48) S.Bradford pass short left to L.Kendricks for 2 yards, TOUCHDOWN.ST: (7:46) S.Bradford pass short left to B.Quick for 4 yards, TOUCHDOWN.DEF: (:50) (Shotgun) T.Yates pass short right intended for G.Graham INTERCEPTED by A.Ogletree at SL 2. A.Ogletree for 98 yards, TOUCHDOWN.OFF: G.Zuerlein kicks 70 yards from SL 35 to HST -5. K.Martin to HST 10 for 15 yards (R.McLeod). FUMBLES (R.McLeod), RECOVERED by SL-D.Bates at HST 11. D.Bates for 11 yards, TOUCHDOWN. vs. St. Louis, 10/13/13
Deshaun Watson: TWO-POINT CONVERSION ATTEMPT. 4-D.Watson pass to 10-D.Hopkins is complete. ATTEMPT SUCCEEDS. @ Kansas City, 10/13/19	MADE TWO-POINT CONVERSION	Ryan Tannehill: TWO-POINT CONVERSION ATTEMPT. 17-R.Tannehill pass to 15-N.Westbrook is complete. ATTEMPT SUCCEEDS. @ Tennessee, 10/18/20
Deshaun Watson: TWO-POINT CONVERSION ATTEMPT. 4-D.Watson pass to 18-R.Cobb is incomplete. ATTEMPT FAILS. @ Tennessee, 10/18/20	FAILED TWO-POINT CONVERSION	Jake Luton: (Pass formation) TWO-POINT CONVERSION ATTEMPT. 6-J.Luton pass to 17-D.Chark Jr. is incomplete. ATTEMPT FAILS. @ Jacksonville, 11/08/20
Houston 53, Atlanta 32 vs. Atlanta, 10/06/19	50 POINTS	* Never Has Happened *
Houston 42, Miami 23 vs. Miami, 10/25/18	40 POINTS	Tennessee 42, Houston 36 @ Tennessee, 10/18/20
Houston 19, Dallas 16 vs. Dallas, 10/07/18	OVERTIME WIN	Tennessee 42, Houston 36 @ Tennessee, 10/18/20
Tennessee 42, Houston 36 @ Tennessee, 10/18/20	OVERTIME LOSS	Houston 19, Dallas 16 vs. Dallas, 10/07/18
* Never Has Happened *	OVERTIME TIE	* Never Has Happened *
0 to, Cleveland 10, Houston 7 @ Cleveland, 11/15/20	NO TURNOVERS	0 to, Cleveland 10, Houston 7 @ Cleveland, 11/15/20

# TEXANS HIGHS & LOWS

TEXANS : BY SEASON		(AS OF NOV 17, 2020, 3:13 AM PST)			2020 : REGULAR SEASON	
	HIGH	DATE	OPPONENT	LOW	DATE	OPPONENT
Points	36	10/18	at Tennessee	7	11/15	at Cleveland
Points in a Quarter	17	10/11	vs. Jacksonville	0	9/10 9/20 9/27 10/4 10/11 10/18 10/25 11/8 11/15	at Kansas City vs. Baltimore at Pittsburgh vs. Minnesota vs. Jacksonville at Tennessee vs. Green Bay at Jacksonville at Cleveland
Points in a Half	26	10/18	at Tennessee	0	9/27 10/25 11/15	at Pittsburgh vs. Green Bay at Cleveland
Total Touchdowns	5	10/18	at Tennessee	1	9/20 11/15	vs. Baltimore at Cleveland
Total Plays	67	10/18	at Tennessee	47	9/27	at Pittsburgh
Total Net Yards	486	10/11	vs. Jacksonville	243	11/15	at Cleveland
Total First Downs	25	10/18	at Tennessee	13	9/27	at Pittsburgh
First Downs Rushing	8	9/10	at Kansas City	1	9/27	at Pittsburgh
First Downs Passing	17	10/18	at Tennessee	7	11/15	at Cleveland
First Down Penalties	3	10/4	vs. Minnesota	0	9/10 9/27	at Kansas City at Pittsburgh
Third Down Efficiency	50.0%	10/11	vs. Jacksonville	25.0%	10/4	vs. Minnesota
Average Yards Per Play	8.4	10/11	vs. Jacksonville	4.5	11/15	at Cleveland
Total Net Yards Rushing	129	10/11	vs. Jacksonville	29	9/27	at Pittsburgh
Rushing Attempts	28	11/8	at Jacksonville	15	9/27	at Pittsburgh
Rushing Average Yards	5.9	10/11	vs. Jacksonville	1.9	9/27	at Pittsburgh
Rushing Touchdowns	2	9/10	at Kansas City	0	9/20 10/4 10/11 10/25 11/15	vs. Baltimore vs. Minnesota vs. Jacksonville vs. Green Bay at Cleveland
Total Net Yards Passing	357	10/11	vs. Jacksonville	153	11/15	at Cleveland
Passing Attempts	39	10/25	vs. Green Bay	27	9/27	at Pittsburgh
Passing Completions	29	10/25	vs. Green Bay	19	9/27 11/8	at Pittsburgh at Jacksonville
Passing Touchdowns	4	10/18	at Tennessee	1	9/10 9/20 11/15	at Kansas City vs. Baltimore at Cleveland
Passing Yards Average	9.9	10/11	vs. Jacksonville	4.8	11/15	at Cleveland
Passes Thrown for Interception	2	10/11	vs. Jacksonville	0	10/4 10/18 10/25 11/8 11/15	vs. Minnesota at Tennessee vs. Green Bay at Jacksonville at Cleveland
Times Sacked	5	9/27	at Pittsburgh	1	10/11	vs. Jacksonville
Sack Yards Lost	33	9/27	at Pittsburgh	2	10/11	vs. Jacksonville
QB Sacks	5	9/27	at Pittsburgh	1	10/11	vs. Jacksonville
Total Punts	6	9/27	at Pittsburgh	1	10/11	vs. Jacksonville
Total Punt Yards	291	9/27	at Pittsburgh	33	10/11	vs. Jacksonville
Punt Gross Average Yards	52.3	10/18	at Tennessee	33	10/11	vs. Jacksonville
Punt Net Average Yards	44.8	10/25	vs. Green Bay	33	10/11	vs. Jacksonville
Punt Returns	3	9/27	at Pittsburgh	0	11/8	at Jacksonville
Punt Return Yards	22	11/15	at Cleveland	0	10/18 11/8	at Tennessee at Jacksonville
Punt Return Yards Average	19.0	9/10	at Kansas City	0.0	10/18 11/8	at Tennessee at Jacksonville
Kickoff Returns	3	9/10	at Kansas City	0	10/11 10/25	vs. Jacksonville vs. Green Bay
Kickoff Return Yards	66	9/10	at Kansas City	0	10/11 10/25	vs. Jacksonville vs. Green Bay
Total Penalties	6	10/25	vs. Green Bay	2	10/4	vs. Minnesota
Penalty Yards	55	10/25	vs. Green Bay	15	10/4	vs. Minnesota



## TEXANS HIGHS & LOWS

Total Fumbles	3	10/4	vs. Minnesota	0	9/10 9/27 10/18 11/15	at Kansas City at Pittsburgh at Tennessee at Cleveland
Fumbles Lost	1	9/20	vs. Baltimore	0	9/10 9/27 10/11 10/18 11/15	at Kansas City at Pittsburgh vs. Jacksonville at Tennessee at Cleveland
Time of Possession	31:40	10/18	at Tennessee	23:09	9/27	at Pittsburgh
Turnovers	2	9/20	vs. Baltimore	0	10/18 11/15	at Tennessee at Cleveland

# OPPONENT HIGHS & LOWS

OPPONENTS : BY SEASON		(AS OF NOV 17, 2020, 3:13 AM PST)			2020 : REGULAR SEASON	
	HIGH	DATE	OPPONENT	LOW	DATE	OPPONENT
Points	42	10/18	at Tennessee	10	11/15	at Cleveland
Points in a Quarter	17	9/10	at Kansas City	0	9/10 10/11 10/18 11/15	at Kansas City vs. Jacksonville at Tennessee at Cleveland
Points in a Half	21	10/18	at Tennessee	3	11/15	at Cleveland
Total Touchdowns	6	10/18	at Tennessee	1	11/15	at Cleveland
Total Plays	76	9/27	at Pittsburgh	61	10/25	vs. Green Bay
Total Net Yards	607	10/18	at Tennessee	356	11/15	at Cleveland
Total First Downs	31	10/18	at Tennessee	20	11/15	at Cleveland
First Downs Rushing	14	10/4	vs. Minnesota	5	10/11 10/25	vs. Jacksonville vs. Green Bay
First Downs Passing	20	10/18	at Tennessee	5	11/15	at Cleveland
First Down Penalties	3	9/10	at Kansas City	0	10/4	vs. Minnesota
Third Down Efficiency	60.0%	10/18	at Tennessee	35.7%	9/20	vs. Baltimore
Average Yards Per Play	8.7	10/18	at Tennessee	5	10/11	vs. Jacksonville
Total Net Yards Rushing	263	10/18	at Tennessee	75	10/11	vs. Jacksonville
Rushing Attempts	41	11/15	at Cleveland	20	10/11	vs. Jacksonville
Rushing Average Yards	9.7	10/18	at Tennessee	3.6	10/25	vs. Green Bay
Rushing Touchdowns	3	10/4	vs. Minnesota	0	10/11	vs. Jacksonville
Total Net Yards Passing	344	10/18	at Tennessee	125	11/15	at Cleveland
Passing Attempts	49	10/11	vs. Jacksonville	20	11/15	at Cleveland
Passing Completions	31	10/11	vs. Jacksonville	12	11/15	at Cleveland
Passing Touchdowns	4	10/18	at Tennessee	0	11/15	at Cleveland
Passing Yards Average	9.9	10/4	vs. Minnesota	5.5	10/11	vs. Jacksonville
Passes Thrown for Interception	1	10/18	at Tennessee	0	9/10 9/20 9/27 10/4 10/11 10/25 11/15	at Kansas City vs. Baltimore at Pittsburgh vs. Minnesota vs. Jacksonville vs. Green Bay at Cleveland
Times Sacked	4	9/20	vs. Baltimore	0	10/25	vs. Green Bay
Sack Yards Lost	27	9/20	vs. Baltimore	0	10/25	vs. Green Bay
QB Sacks	4	9/20	vs. Baltimore	0	10/25	vs. Green Bay
Total Punts	5	10/25	vs. Green Bay	1	10/18	at Tennessee
Total Punt Yards	234	11/8	at Jacksonville	54	10/18	at Tennessee
Punt Gross Average Yards	54	10/18	at Tennessee	41.4	10/25	vs. Green Bay
Punt Net Average Yards	54	10/18	at Tennessee	31.3	10/25	vs. Green Bay
Punt Returns	3	10/18	at Tennessee	0	9/10 10/11	at Kansas City vs. Jacksonville
Punt Return Yards	25	9/27	at Pittsburgh	0	9/10 10/11	at Kansas City vs. Jacksonville
Punt Return Yards Average	12.5	9/27	at Pittsburgh	0.0	9/10 10/11	at Kansas City vs. Jacksonville
Kickoff Returns	4	11/8	at Jacksonville	1	10/11 11/15	vs. Jacksonville at Cleveland
Kickoff Return Yards	94	11/8	at Jacksonville	1	11/15	at Cleveland
Total Penalties	7	10/18	at Tennessee	1	9/10	at Kansas City
Penalty Yards	78	11/8	at Jacksonville	5	9/10	at Kansas City
Total Fumbles	2	10/11	vs. Jacksonville	0	9/10 9/20 10/4 10/25	at Kansas City vs. Baltimore vs. Minnesota vs. Green Bay
Fumbles Lost	2	10/11	vs. Jacksonville	0	9/10 9/20 9/27 10/4 10/25 11/8 11/15	at Kansas City vs. Baltimore at Pittsburgh vs. Minnesota vs. Green Bay at Jacksonville at Cleveland
Time of Possession	36:51	9/27	at Pittsburgh	28:54	10/25	vs. Green Bay

## OPPONENT HIGHS & LOWS

Turnovers	2	10/11	vs. Jacksonville	0	9/10 9/20 9/27 10/4 10/25 11/15	at Kansas City vs. Baltimore at Pittsburgh vs. Minnesota vs. Green Bay at Cleveland
-----------	---	-------	------------------	---	--	--



# INDIVIDUAL SINGLE-GAME HIGHS

TEXANS : OFFENSE : BY SEASON		(AS OF NOV 17, 2020, 3:13 AM PST)		2020 : REGULAR SEASON
	DATE	OPPONENT	VALUE	WHO
Rushing Yards	10/11	Jacksonville	96	David Johnson
Rushing Attempts	10/18	at Tennessee	19	David Johnson
Rushing Touchdowns	9/10	at Kansas City	1	David Johnson
	9/10	at Kansas City	1	Deshaun Watson
	9/27	at Pittsburgh	1	David Johnson
	10/18	at Tennessee	1	David Johnson
	11/8	at Jacksonville	1	Duke Johnson
Longest Touchdown Run	9/10	at Kansas City	19	David Johnson
Longest Run from Scrimmage	10/11	Jacksonville	29	David Johnson
Passing Yards	10/11	Jacksonville	359	Deshaun Watson
Passing Attempts	10/25	Green Bay	39	Deshaun Watson
Passing Completions	10/25	Green Bay	29	Deshaun Watson
Passing Yards per Attempt	10/11	Jacksonville	10.3	Deshaun Watson
Longest Pass Completion	11/8	at Jacksonville	77	Deshaun Watson
Passing Touchdowns	10/18	at Tennessee	4	Deshaun Watson
Longest Touchdown Pass	11/8	at Jacksonville	77	Deshaun Watson
Most Interceptions Thrown	10/11	Jacksonville	2	Deshaun Watson
Times Sacked	9/27	at Pittsburgh	5	Deshaun Watson
Sacked Yards Lost	9/27	at Pittsburgh	33	Deshaun Watson
Rating	10/18	at Tennessee	138.9	Deshaun Watson
Receptions	10/18	at Tennessee	9	Brandin Cooks
Receiving Yards	10/11	Jacksonville	161	Brandin Cooks
Receiving Touchdowns	9/10	at Kansas City	1	Jordan Akins
	9/20	Baltimore	1	Darren Fells
	11/15	at Cleveland	1	Pharaoh Brown
	10/25	Green Bay	1	Will Fuller V
	10/25	Green Bay	1	David Johnson
	9/27	at Pittsburgh	1	Randall Cobb
	9/27	at Pittsburgh	1	Will Fuller V
	10/4	Minnesota	1	Will Fuller V
	10/4	Minnesota	1	Kenny Stills
	10/11	Jacksonville	1	Brandin Cooks
	10/11	Jacksonville	1	Darren Fells
	10/11	Jacksonville	1	Will Fuller V
	10/18	at Tennessee	1	Randall Cobb
	10/18	at Tennessee	1	Brandin Cooks
	10/18	at Tennessee	1	Darren Fells
	10/18	at Tennessee	1	Will Fuller V
	11/8	at Jacksonville	1	Brandin Cooks
	11/8	at Jacksonville	1	Will Fuller V
Longest Reception	11/8	at Jacksonville	77	Will Fuller V
Longest Reception Touchdown	11/8	at Jacksonville	77	Will Fuller V
Yards After Catch	11/8	at Jacksonville	74	Brandin Cooks
Pass Target	10/11	Jacksonville	12	Brandin Cooks

# HOUSTON TEXANS RECORD WHEN...

## TEXANS 2020 REGULAR SEASON RECORD WHEN...

CATEGORY	2020 SEASON W-L	ALL-TIME W-L	CATEGORY	2020 SEASON W-L	ALL-TIME W-L
TEXANS AT NRG STADIUM	1-3	80-72	TEXANS WEARING BLUE JERSEYS	1-1	56-55
TEXANS ON THE ROAD	1-4	55-97	TEXANS WEARING WHITE JERSEYS	1-5	60-100
TEXANS ON GRASS	1-4	93-106	TEXANS WEARING RED JERSEYS	0-0	11-10
TEXANS ON ARTIFICIAL TURF	1-3	42-63	TEXANS WEARING ALL-WHITE	0-0	8-8
TEXANS IN DOMES	0-0	5-17	TEXANS WEARING ALL-BLUE	0-0	8-6
TEXANS IN RETRACTABLE ROOF STADIUMS	1-3	83-83	TEXANS WEARING ALL-RED	0-0	2-2
TEXANS OUTDOORS	1-4	50-69	TEXANS WEARING COLOR RUSH	0-1	5-1
NRG STADIUM ROOF OPEN	0-1	24-22	IN SEPTEMBER	0-3	27-37
NRG STADIUM ROOF CLOSED	1-2	56-49	IN OCTOBER	1-3	36-38
			IN NOVEMBER	1-1	32-39
TEXANS SCORE FIRST	1-1	85-56	IN DECEMBER	0-0	35-46
OPPONENT SCORES FIRST	1-6	50-113	IN JANUARY	0-0	4-6
TEXANS SCORE ON FIRST POSSESSION	1-0	49-40			
TEXANS SCORE 20 OR MORE POINTS	2-5	110-68	ON SUNDAY NIGHT	0-0	5-8
TEXANS SCORE 19 OR LESS POINTS	0-2	25-101	ON THURSDAY NIGHT	0-1	4-9
TEXANS ALLOW 20 OR MORE	1-6	44-152	ON MONDAY NIGHT	0-0	5-9
TEXANS ALLOW 19 OR LESS POINTS	1-1	91-17	ON SATURDAY	0-0	5-3
TEXANS LEAD AFTER 1ST QUARTER	1-2	70-41	DAY GAMES	2-6	119-142
TEXANS TRAIL AFTER 1ST QUARTER	0-5	31-100	NIGHT GAMES	0-1	16-27
SCORE TIED AFTER 1ST QUARTER	1-0	34-28			
TEXANS LEAD AT HALFTIME	2-1	91-35	VS. AFC SOUTH OVERALL	2-1	51-61
TEXANS TRAIL AT HALFTIME	0-6	35-125	VS. AFC SOUTH AT HOME	1-0	30-26
SCORE TIED AT HALFTIME	0-0	9-9	VS. AFC SOUTH ON THE ROAD	1-1	21-35
TEXANS LEAD AFTER 3RD QUARTER	2-2	98-24			
TEXANS TRAIL AFTER 3RD QUARTER	0-5	25-132	VS. AFC	2-5	104-122
SCORE TIED AFTER 3RD QUARTER	0-0	12-13	VS. AFC NORTH	0-3	17-22
GAME GOES TO OVERTIME	0-1	8-10	VS. AFC EAST	0-0	19-18
			VS. AFC WEST	0-1	17-21
TEXANS HAVE + TURNOVER RATIO	0-1	81-24			
TEXANS HAVE - TURNOVER RATIO	0-5	24-107	VS. NFC	0-2	31-47
TURNOVER RATIO EVEN	2-1	30-38	VS. NFC EAST	0-0	6-15
			VS. NFC SOUTH	0-0	11-9
TEXANS HAVE 30:00+TOP	0-2	102-55	VS. NFC NORTH	0-2	9-11
TEXANS HAVE LESS THAN 30:00 TOP	2-5	33-114	VS. NFC WEST	0-0	5-12
TEXANS HAVE 100-YARD RUSHER	0-0	47-25			
TEXANS HAVE 300 NET PASSING YARDS	1-1	17-27			
TEXANS HAVE 1 100-YARD RECEIVER	2-3	49-50			
TEXANS HAVE 2 100-YARD RECEIVERS	0-0	4-8			
TEXANS WIN COIN TOSS	0-4	66-89			
TEXANS LOSE COIN TOSS	2-3	69-80			

# TEAM SEASON TOTALS

TEXANS		(AS OF NOV 17, 2020, 3:13 AM PST)																		2020 : REGULAR SEASON						
TEXANS		FIRST DOWNS				OFFENSE			NET PASSING						NET RUSHING			PEN			FUMBLES					
DATE	OPPONENT	T	R	P	PN	AT	YDS	AVG	A	C	I	YDS	TD	SK	YDS	AT	YDS	AVG	TD	NO	YD	NO	LST	TOP		
9/10	at Kansas City	21	8	13	0	58	360	6.20	32	20	1	242	1	4	11	22	118	5.40	2	5	37	0	0	25:13		
9/20	Baltimore	18	2	15	1	57	304	5.30	36	25	1	253	1	4	22	17	51	3.00	0	4	22	1	1	25:09		
9/27	at Pittsburgh	13	1	12	0	47	260	5.50	27	19	1	231	2	5	33	15	29	1.90	1	4	49	0	0	23:09		
10/4	Minnesota	20	5	12	3	62	386	6.20	33	20	0	290	2	3	10	26	96	3.70	0	2	15	3	1	23:29		
10/11	Jacksonville	24	7	16	1	58	486	8.40	35	25	2	357	3	1	2	22	129	5.90	0	5	25	1	0	28:01		
10/18	at Tennessee	25	6	17	2	67	412	6.10	38	28	0	320	4	2	15	27	92	3.40	1	4	46	0	0	31:40		
10/25	Green Bay	20	4	15	1	64	365	5.70	39	29	0	286	2	3	23	22	79	3.60	0	6	55	2	1	31:06		
11/8	at Jacksonville	19	7	10	2	62	374	6.00	32	19	0	267	2	2	14	28	107	3.80	1	3	18	2	1	27:53		
11/15	at Cleveland	16	8	7	1	54	243	4.50	30	20	0	153	1	2	10	22	90	4.10	0	6	49	0	0	26:40		
11/22	New England	--	--	--	--	--	--	--	--	--	--	--	--	--	--	--	--	--	--	--	--	--	--	--		
11/26	at Detroit	--	--	--	--	--	--	--	--	--	--	--	--	--	--	--	--	--	--	--	--	--	--	--		
12/6	Indianapolis	--	--	--	--	--	--	--	--	--	--	--	--	--	--	--	--	--	--	--	--	--	--	--		
12/13	at Chicago	--	--	--	--	--	--	--	--	--	--	--	--	--	--	--	--	--	--	--	--	--	--	--		
12/20	at Indianapolis	--	--	--	--	--	--	--	--	--	--	--	--	--	--	--	--	--	--	--	--	--	--	--		
12/27	Cincinnati	--	--	--	--	--	--	--	--	--	--	--	--	--	--	--	--	--	--	--	--	--	--	--		
1/3	Tennessee	--	--	--	--	--	--	--	--	--	--	--	--	--	--	--	--	--	--	--	--	--	--	--		
	2020 TOTALS	176	48	117	11	529	3,190	5.99	302	205	5	2,399	18	26	140	201	791	3.87	5	39	316	9	4	--		



# OPPONENT SEASON TOTALS

OPPONENT		(AS OF NOV 17, 2020, 3:13 AM PST)																		2020 : REGULAR SEASON						
OPPONENT		FIRST DOWNS				OFFENSE			NET PASSING					NET RUSHING					PEN		FUMBLES					
DATE	OPPONENT	T	R	P	PN	AT	YDS	AVG	A	C	I	YDS	TD	SK	YDS	AT	YDS	AVG	TD	NO	YD	NO	LST	TOP		
9/10	at Kansas City	28	9	16	3	67	369	5.50	32	24	0	203	3	1	8	34	166	4.90	1	1	5	0	0	34:47		
9/20	Baltimore	23	11	11	1	65	407	6.30	24	18	0	177	1	4	27	37	230	6.20	1	3	21	0	0	34:51		
9/27	at Pittsburgh	25	10	13	2	76	387	5.10	36	23	0	218	2	2	19	38	169	4.40	1	2	14	1	0	36:51		
10/4	Minnesota	24	14	10	0	65	410	6.30	22	16	0	248	1	3	12	40	162	4.10	3	4	36	0	0	36:31		
10/11	Jacksonville	22	5	16	1	73	364	5.00	49	31	0	289	2	4	12	20	75	3.80	0	4	35	2	2	31:59		
10/18	at Tennessee	31	9	20	2	70	607	8.70	41	30	1	344	4	2	22	27	263	9.70	2	7	73	1	1	31:50		
10/25	Green Bay	22	5	15	2	61	379	6.20	34	23	0	283	4	0	0	27	96	3.60	1	5	40	0	0	28:54		
11/8	at Jacksonville	22	8	13	1	67	403	6.00	38	26	1	288	1	2	16	27	115	4.30	2	4	78	1	0	32:07		
11/15	at Cleveland	20	13	5	2	62	356	5.70	20	12	0	125	0	1	7	41	231	5.60	1	6	63	1	0	33:20		
11/22	New England	--	--	--	--	--	--	--	--	--	--	--	--	--	--	--	--	--	--	--	--	--	--	--		
11/26	at Detroit	--	--	--	--	--	--	--	--	--	--	--	--	--	--	--	--	--	--	--	--	--	--	--		
12/6	Indianapolis	--	--	--	--	--	--	--	--	--	--	--	--	--	--	--	--	--	--	--	--	--	--	--		
12/13	at Chicago	--	--	--	--	--	--	--	--	--	--	--	--	--	--	--	--	--	--	--	--	--	--	--		
12/20	at Indianapolis	--	--	--	--	--	--	--	--	--	--	--	--	--	--	--	--	--	--	--	--	--	--	--		
12/27	Cincinnati	--	--	--	--	--	--	--	--	--	--	--	--	--	--	--	--	--	--	--	--	--	--	--		
1/3	Tennessee	--	--	--	--	--	--	--	--	--	--	--	--	--	--	--	--	--	--	--	--	--	--	--		
	2020 TOTALS	217	84	119	14	606	3,682	6.09	296	203	2	2,175	18	19	123	291	1,507	5.18	12	36	365	6	3	--		

# QUARTER-BY-QUARTER SCORING

(AS OF NOV 17, 2020, 3:13 AM PST)

2020 : REGULAR SEASON

DATE	OPPONENT	W/L/T	TEXANS						OPPONENTS						POINT	OVERALL
			1ST	2ND	3RD	4TH	OT	TOTAL	1ST	2ND	3RD	4TH	OT	TOTAL	DIFF	RECORD
9/10	at Kansas City	L	7	0	0	13	--	20	0	17	7	10	--	34	-14	0-1
9/20	Baltimore	L	0	10	0	6	--	16	3	17	3	10	--	33	-17	0-2
9/27	at Pittsburgh	L	7	14	0	0	--	21	3	14	3	8	--	28	-7	0-3
10/4	Minnesota	L	0	6	10	7	--	23	7	10	7	7	--	31	-8	0-4
10/11	Jacksonville	W	0	10	3	17	--	30	0	7	0	7	--	14	16	1-4
10/18	at Tennessee	L	0	10	13	13	0	36	14	7	0	15	6	42	-6	1-5
10/25	Green Bay	L	0	0	7	13	--	20	7	14	7	7	--	35	-15	1-6
11/8	at Jacksonville	W	10	10	7	0	--	27	7	9	3	6	--	25	2	2-6
11/15	at Cleveland	L	0	0	0	7	--	7	3	0	0	7	--	10	-3	2-7
11/22	New England	--	--	--	--	--	--	--	--	--	--	--	--	--	--	--
11/26	at Detroit	--	--	--	--	--	--	--	--	--	--	--	--	--	--	--
12/6	Indianapolis	--	--	--	--	--	--	--	--	--	--	--	--	--	--	--
12/13	at Chicago	--	--	--	--	--	--	--	--	--	--	--	--	--	--	--
12/20	at Indianapolis	--	--	--	--	--	--	--	--	--	--	--	--	--	--	--
12/27	Cincinnati	--	--	--	--	--	--	--	--	--	--	--	--	--	--	--
1/3	Tennessee	--	--	--	--	--	--	--	--	--	--	--	--	--	--	--
2020 TOTALS		2-7	24	60	40	76	0	200	44	95	30	77	6	252	-52	2-7
AVG/GAME			2.7	6.7	4.4	8.4	0.0	22.2	4.9	10.6	3.3	8.6	6.0	28.0	-5.8	

# REDZONE POSSESSIONS

## 2020 REGULAR SEASON

		INSIDE THE 20		GOAL TO GO SITUATIONS	
DATE	OPPONENT	OFFENSE	DEFENSE	OFFENSE	DEFENSE
09/10	at Kansas City	TD - Run TD - Pass TD - Run	TD - Pass TD - Pass FG - 29 yards TD - Pass FG - 19 yards	TD - Run	TD - Pass TD - Pass TD - Pass FG - 19 yards
09/20	Baltimore	TD - Pass FG - 35 yards	FG - 32 yards TD - Pass FG - 20 yards	TD - Pass	TD - Pass FG - 20 yards
09/27	at Pittsburgh	TD - Run TD - Pass	FG - 33 yards TD - Pass FG - 26 yards TD - Run End of Game	TD - Run	TD - Pass FG - 26 yards
10/04	Minnesota	FG - 28 yards FG - 25 yards Downs	TD - Run FG - 31 yards TD - Run TD - Pass TD - Run	FG - 28 yards FG - 25 yards Lost on Downs	TD - Run TD - Pass TD - Run
10/11	Jacksonville	FG - 36 yards FG - 33 yards TD - Pass	TD - Pass Missed FG Fumble TD - Pass	NONE	FG Missed - 24 yards TD - Pass
10/18	at Tennessee	TD - Pass TD - Run TD - Pass TD - Pass	TD - Pass TD - Pass Blocked FG Missed FG TD - Pass TD - Run	TD - Pass TD - Run TD - Pass TD - Pass	TD - Pass TD - Pass TD - Run
10/25	Green Bay	TD - Pass FG - 38 yards FG - 29 yards TD - Pass	TD - Pass TD - Pass TD - Pass TD - Run	TD - Pass FG - 29 yards TD - Pass	TD - Pass TD - Pass TD - Pass TD - Run
11/08	at Jacksonville	FG - 30 yards TD - Run	TD - Run FG - 30 yards TD - Run	TD - Run	TD - Run
11/15	at Cleveland	Downs TD - Pass	FG - 41 yards TD - Run End of Game	Lost on Downs	NONE
11/22	New England	--	--	--	--
11/26	at Detroit	--	--	--	--
12/06	Indianapolis	--	--	--	--
12/13	at Chicago	--	--	--	--
12/20	at Indianapolis	--	--	--	--
12/27	Cincinnati	--	--	--	--
01/03	Tennessee	--	--	--	--

	OFFENSE	DEFENSE		OFFENSE	DEFENSE
Inside the 20	25	38	Goal-To-Go Situations	15	21
Scores	23	32	Scores	13	20
Touchdowns	15	23	Touchdowns	10	17
Field Goals	8	9	Field Goals	3	3
Total Points in 20	126	186	Total Points	77	126
Fumbles	0	1	Fumbles	0	0
Interceptions	0	0	Interceptions	0	0
Missed Field Goals	0	3	Missed Field Goals (G2G)	0	1
Lost on Downs	2	0	Lost on Downs	2	0
End of Half/Game	0	2	End of Half/Game	0	2
TDs Outside	8	7	Goal to Go Percentage	100	100
Red Zone Percentage	50	66.666666666667			



# TEXANS DRIVE ENGINEERING

TEXANS			(AS OF NOV 17, 2020, 3:13 AM PST)																	2020 : REGULAR SEASON				
TEXANS																								
DATE	OPPONENT	STARTING QB	POSS	TD	PAT	2-PT	M-2PT	FG	FGA	MFG	BK-FG	PUNT	INT	FUM	SAF	DWNS	HF	GM	PTS	TD%	SCORE%	PTS/POSS		
9/10	at Kansas City	D. Watson	9	3	2	1	0	0	1	1	0	3	1	0	0	0	0	1	20	33.3	33.3	2.22		
9/20	Baltimore	D. Watson	10	1	1	0	0	3	3	0	0	3	1	1	0	1	0	0	16	10.0	40.0	1.60		
9/27	at Pittsburgh	D. Watson	10	3	3	0	0	0	0	0	0	6	1	0	0	0	0	0	21	30.0	30.0	2.10		
10/4	Minnesota	D. Watson	10	2	2	0	0	3	3	0	0	4	0	1	0	1	0	0	23	20.0	50.0	2.30		
10/11	Jacksonville	D. Watson	10	3	3	0	0	3	3	0	0	1	2	0	0	0	0	1	30	30.0	60.0	3.00		
10/18	at Tennessee	D. Watson	11	5	4	1	0	1	1	0	0	4	0	0	0	0	1	0	36	45.5	54.5	3.27		
10/25	Green Bay	D. Watson	12	2	2	0	0	2	3	1	0	4	0	1	0	1	1	0	20	16.7	33.3	1.67		
11/8	at Jacksonville	D. Watson	12	3	3	0	0	2	2	0	0	5	0	1	0	0	0	1	27	25.0	41.7	2.25		
11/15	at Cleveland	D. Watson	8	1	1	0	0	0	1	1	0	4	0	0	0	1	1	0	7	12.5	12.5	0.88		
11/22	New England	--	--	--	--	--	--	--	--	--	--	--	--	--	--	--	--	--	--	--	--	--		
11/26	at Detroit	--	--	--	--	--	--	--	--	--	--	--	--	--	--	--	--	--	--	--	--	--		
12/6	Indianapolis	--	--	--	--	--	--	--	--	--	--	--	--	--	--	--	--	--	--	--	--	--		
12/13	at Chicago	--	--	--	--	--	--	--	--	--	--	--	--	--	--	--	--	--	--	--	--	--		
12/20	at Indianapolis	--	--	--	--	--	--	--	--	--	--	--	--	--	--	--	--	--	--	--	--	--		
12/27	Cincinnati	--	--	--	--	--	--	--	--	--	--	--	--	--	--	--	--	--	--	--	--	--		
1/3	Tennessee	--	--	--	--	--	--	--	--	--	--	--	--	--	--	--	--	--	--	--	--	--		
	2020 TOTALS		92	23	21	2	0	14	17	3	0	34	5	4	0	4	3	3	200	25.0	40.2	2.17		

# OPPONENT DRIVE ENGINEERING

OPPONENT		(AS OF NOV 17, 2020, 3:13 AM PST)															2020 : REGULAR SEASON					
OPPONENTS																						
DATE	OPPONENT	STARTING QB	POSS	TD	PAT	2-PT	M-2PT	FG	FGA	MFG	BK-FG	PUNT	INT	FUM	SAF	DWNS	HF	GM	PTS	TD%	SCORE%	PTS/POSS
9/10	at Kansas City	P. Mahomes	9	4	4	0	0	2	2	0	0	3	0	0	0	0	0	0	34	44.4	66.7	3.78
9/20	Baltimore	L. Jackson	9	2	3	0	0	4	4	0	0	2	0	0	0	0	0	1	26	22.2	66.7	2.89
9/27	at Pittsburgh	B. Roethlisberger	11	3	2	1	1	2	2	0	0	4	0	0	0	0	1	1	28	27.3	45.5	2.55
10/4	Minnesota	K. Cousins	12	4	4	0	0	1	2	1	0	4	0	0	0	0	1	1	31	33.3	41.7	2.58
10/11	Jacksonville	G. Minshew II	10	2	2	0	0	0	2	2	0	3	0	2	0	1	0	0	14	20.0	20.0	1.40
10/18	at Tennessee	R. Tannehill	11	6	4	1	1	0	2	2	1	1	1	1	0	0	0	0	42	54.5	54.5	3.82
10/25	Green Bay	A. Rodgers	11	5	5	0	0	0	0	0	0	5	0	0	0	0	0	1	35	45.5	45.5	3.18
11/8	at Jacksonville	J. Luton	12	3	2	1	0	2	2	0	0	5	1	0	0	1	0	0	25	25.0	41.7	2.08
11/15	at Cleveland	B. Mayfield	8	1	1	0	0	1	1	0	0	4	0	0	0	1	0	1	10	12.5	25.0	1.25
11/22	New England	--	--	--	--	--	--	--	--	--	--	--	--	--	--	--	--	--	--	--	--	--
11/26	at Detroit	--	--	--	--	--	--	--	--	--	--	--	--	--	--	--	--	--	--	--	--	--
12/6	Indianapolis	--	--	--	--	--	--	--	--	--	--	--	--	--	--	--	--	--	--	--	--	--
12/13	at Chicago	--	--	--	--	--	--	--	--	--	--	--	--	--	--	--	--	--	--	--	--	--
12/20	at Indianapolis	--	--	--	--	--	--	--	--	--	--	--	--	--	--	--	--	--	--	--	--	--
12/27	Cincinnati	--	--	--	--	--	--	--	--	--	--	--	--	--	--	--	--	--	--	--	--	--
1/3	Tennessee	--	--	--	--	--	--	--	--	--	--	--	--	--	--	--	--	--	--	--	--	--
	2020 TOTALS		93	30	27	3	2	12	17	5	1	31	2	3	0	3	2	5	245	32.3	45.2	2.63

# 3RD DOWN AND...

TEXANS		(AS OF NOV 17, 2020, 3:13 AM PST)										2020 : REGULAR SEASON	
DATE	OPPONENT	1	2	3	4	5	6	7	8	9	10	10+	TOTAL
9/10	at Kansas City	2-2	2-2	0-0	0-1	0-0	0-0	0-1	0-1	0-0	0-3	0-0	4-10
9/20	Baltimore	0-1	0-0	1-1	1-1	0-2	0-1	0-0	0-0	0-0	0-1	1-2	3-9
9/27	at Pittsburgh	0-0	0-0	1-1	0-1	0-1	1-1	0-1	1-1	1-1	1-1	0-4	5-12
10/4	Minnesota	3-4	0-1	0-0	0-1	0-0	0-1	0-1	0-1	0-1	0-1	0-1	3-12
10/11	Jacksonville	2-2	1-1	0-1	1-3	0-0	1-1	0-0	0-0	0-0	0-0	0-2	5-10
10/18	at Tennessee	0-3	1-1	1-2	1-2	1-1	0-1	1-1	0-1	1-1	0-0	1-1	7-14
10/25	Green Bay	1-2	1-1	1-2	0-1	1-1	2-2	0-1	0-1	0-0	0-0	0-3	6-14
11/8	at Jacksonville	0-0	3-3	1-2	0-0	1-2	1-2	0-1	0-1	0-0	0-1	0-3	6-15
11/15	at Cleveland	2-2	0-1	0-1	0-0	2-3	2-2	1-1	0-0	0-0	0-1	0-3	7-14
11/22	New England	--	--	--	--	--	--	--	--	--	--	--	--
11/26	at Detroit	--	--	--	--	--	--	--	--	--	--	--	--
12/6	Indianapolis	--	--	--	--	--	--	--	--	--	--	--	--
12/13	at Chicago	--	--	--	--	--	--	--	--	--	--	--	--
12/20	at Indianapolis	--	--	--	--	--	--	--	--	--	--	--	--
12/27	Cincinnati	--	--	--	--	--	--	--	--	--	--	--	--
1/3	Tennessee	--	--	--	--	--	--	--	--	--	--	--	--
2020 TOTALS		10-16	8-10	5-10	3-10	5-10	7-11	2-7	1-6	2-3	1-8	2-19	46-110
PERCENTAGE		62.5%	80.0%	50.0%	30.0%	50.0%	63.6%	28.6%	16.7%	66.7%	12.5%	10.5%	41.8%



# 4TH DOWN AND...

TEXANS		(AS OF NOV 17, 2020, 3:13 AM PST)										2020 : REGULAR SEASON	
DATE	OPPONENT	1	2	3	4	5	6	7	8	9	10	10+	TOTAL
9/10	at Kansas City								1-1				1-1
9/20	Baltimore	0-1											0-1
9/27	at Pittsburgh												
10/4	Minnesota					0-1					1-1		1-2
10/11	Jacksonville				1-1								1-1
10/18	at Tennessee	3-3											3-3
10/25	Green Bay	0-1											0-1
11/8	at Jacksonville												
11/15	at Cleveland		0-1										0-1
11/22	New England	--	--	--	--	--	--	--	--	--	--	--	--
11/26	at Detroit	--	--	--	--	--	--	--	--	--	--	--	--
12/6	Indianapolis	--	--	--	--	--	--	--	--	--	--	--	--
12/13	at Chicago	--	--	--	--	--	--	--	--	--	--	--	--
12/20	at Indianapolis	--	--	--	--	--	--	--	--	--	--	--	--
12/27	Cincinnati	--	--	--	--	--	--	--	--	--	--	--	--
1/3	Tennessee	--	--	--	--	--	--	--	--	--	--	--	--
2020 TOTALS		3-5	0-1		1-1	0-1			1-1		1-1		6-10
PERCENTAGE		60.0%	0.0%		100.0%	0.0%			100.0%		100.0%		60.0%

## TAKEAWAY/GIVEAWAY CHART

DATE	OPPONENT	HOU +/- RATIO	HOU TAKES	POINTS OFF TAKES	HOU GIVES	POINTS OFF GIVES	POINTS OFF TO RATIO
09/10	at Kansas City	-1	0 (0 FUM, 0 INT)	0	1 (0 FUM, 1 INT)	7	-7
09/20	Baltimore	-2	0 (0 FUM, 0 INT)	0	2 (1 FUM, 1 INT)	7	-7
09/27	at Pittsburgh	-1	0 (0 FUM, 0 INT)	0	1 (0 FUM, 1 INT)	8	-8
10/04	Minnesota	-1	0 (0 FUM, 0 INT)	0	1 (1 FUM, 0 INT)	3	-3
10/11	Jacksonville	0	2 (2 FUM, 0 INT)	14	2 (0 FUM, 2 INT)	0	+14
10/18	at Tennessee	+2	2 (1 FUM, 1 INT)	12	0 (0 FUM, 0 INT)	0	+12
10/25	Green Bay	-1	0 (0 FUM, 0 INT)	0	1 (1 FUM, 0 INT)	0	0
11/08	at Jacksonville	0	1 (0 FUM, 1 INT)	7	1 (1 FUM, 0 INT)	0	+7
11/15	at Cleveland	0	0 (0 FUM, 0 INT)	0	0 (0 FUM, 0 INT)	0	0
11/22	New England	--	--	--	--	--	--
11/26	at Detroit	--	--	--	--	--	--
12/06	Indianapolis	--	--	--	--	--	--
12/13	at Chicago	--	--	--	--	--	--
12/20	at Indianapolis	--	--	--	--	--	--
12/27	Cincinnati	--	--	--	--	--	--
01/03	Tennessee	--	--	--	--	--	--
<b>TOTALS</b>		<b>-4</b>	<b>5 (3 FUM, 2 INT)</b>	<b>33</b>	<b>9 (4 FUM, 5 INT)</b>	<b>25</b>	<b>+8</b>

# DRIVE CHARTS

## 2020 REGULAR SEASON

### WEEK 1: TEXANS 20, CHIEFS 34

SEPTEMBER 10, 2020

TEXANS													CHIEFS												
#	RECD	LOST	POSS	OBTAINED	BEGAN	PLAYS	YDS	PEN	NET	1ST	ENDED	GIVEN UP	#	RECD	LOST	POSS	OBTAINED	BEGAN	PLAYS	YDS	PEN	NET	1ST	ENDED	GIVEN UP
1	15:00	14:07	0:53	Kickoff	HOU 25	3	5	-5	0	0	HOU 25	Punt	1	14:07	10:06	4:01	Punt	KC 35	8	21	0	21	2	HOU 44	Punt
2	10:06	04:54	5:12	Punt	HOU 20	9	80	0	80	4	KC 19	Touchdown	2	04:54	14:13	5:41	Kickoff	KC 25	11	75	0	75	6	HOU 6	Touchdown
3	14:13	11:30	2:43	Kickoff	HOU 25	4	25	0	25	1	HOU 44	Punt	3	11:30	02:26	9:04	Punt	KC 9	16	86	5	91	7	HOU 2	Touchdown
4	02:26	00:25	2:01	Kickoff	HOU 20	11	47	0	47	3	KC 33	Missed FG	4	00:25	00:00	0:25	Missed FG	KC 41	4	28	20	48	4	HOU 11	Field Goal
5	10:53	05:57	4:56	Kickoff	HOU 21	8	27	0	27	2	HOU 48	Punt	5	15:00	10:53	4:07	Kickoff	KC 25	7	80	-5	75	4	HOU 27	Touchdown
6	01:12	14:15	1:57	Punt	HOU 5	4	31	0	31	2	HOU 36	Interception	6	05:57	01:12	4:45	Punt	KC 10	8	47	0	47	2	HOU 43	Punt
7	11:25	07:15	4:10	Kickoff	HOU 25	10	75	0	75	5	KC 19	Touchdown	7	14:15	11:25	2:50	Interception	HOU 17	6	10	7	17	2	HOU 3	Touchdown
8	05:29	02:38	2:51	Punt	HOU 35	7	65	0	65	4	KC 1	Touchdown	8	07:15	05:29	1:46	Kickoff	KC 27	3	3	0	3	0	KC 30	Punt
9	00:30	00:00	0:30	Kickoff	HOU 25	3	5	0	5	0	HOU 31	End Game	9	02:38	00:30	2:08	Kickoff	HOU 20	6	19	0	19	1	HOU 1	Field Goal

### WEEK 2: TEXANS 16, RAVENS 33

SEPTEMBER 20, 2020

TEXANS													RAVENS												
#	RECD	LOST	POSS	OBTAINED	BEGAN	PLAYS	YDS	PEN	NET	1ST	ENDED	GIVEN UP	#	RECD	LOST	POSS	OBTAINED	BEGAN	PLAYS	YDS	PEN	NET	1ST	ENDED	GIVEN UP
1	15:00	12:56	2:04	Kickoff	HOU 25	3	9	0	9	0	HOU 34	Punt	1	12:56	10:53	2:03	Punt	BAL 14	3	8	0	8	0	BAL 22	Punt
2	10:53	08:11	2:42	Punt	HOU 35	5	21	0	21	1	BAL 44	Punt	2	08:11	01:14	6:57	Punt	BAL 13	12	73	0	73	4	HOU 14	Field Goal
3	01:14	00:00	1:14	Kickoff	HOU 25	4	9	0	9	0	HOU 34	Downs	3	15:00	12:55	2:05	Downs	HOU 34	4	34	0	34	3	HOU 1	Touchdown
4	12:55	09:45	3:10	Kickoff	HOU 25	7	75	0	75	4	BAL 10	Touchdown	4	09:45	05:31	4:14	Kickoff	BAL 21	9	53	5	58	3	HOU 21	Field Goal
5	05:31	05:16	0:15	Kickoff	HOU 17	1	5	0	5	0	HOU 17	Fumble	5	02:21	01:06	1:15	Interception	BAL 44	4	4	0	4	1	BAL 48	Punt
6	05:16	02:21	2:55	Kickoff	HOU 25	6	23	0	23	2	HOU 48	Interception	6	15:00	06:24	8:36	Kickoff	BAL 11	14	55	5	60	4	HOU 29	Field Goal
7	01:06	00:00	1:06	Punt	HOU 11	7	58	5	63	4	BAL 26	Field Goal	7	14:47	11:58	2:49	Kickoff	BAL 25	6	75	0	75	3	HOU 30	Touchdown
8	06:24	14:47	6:37	Kickoff	HOU 25	14	58	0	58	4	BAL 17	Field Goal	8	08:13	03:44	4:29	Kickoff	BAL 27	13	64	7	71	4	HOU 2	Field Goal
9	11:58	08:13	3:45	Kickoff	HOU 25	10	49	0	49	3	BAL 26	Field Goal	9	02:23	00:00	2:23	Punt	BAL 29	4	41	0	41	1	HOU 29	End Game
10	03:44	02:23	1:21	Kickoff	HOU 25	3	-3	0	-3	0	HOU 22	Punt													

### WEEK 3: TEXANS 21, STEELERS 28

SEPTEMBER 27, 2020

TEXANS													STEELERS												
#	RECD	LOST	POSS	OBTAINED	BEGAN	PLAYS	YDS	PEN	NET	1ST	ENDED	GIVEN UP	#	RECD	LOST	POSS	OBTAINED	BEGAN	PLAYS	YDS	PEN	NET	1ST	ENDED	GIVEN UP
1	15:00	14:06	0:54	Kickoff	HOU 25	3	5	0	5	0	HOU 30	Punt	1	14:06	08:55	5:11	Punt	PIT 22	11	53	10	63	4	HOU 15	Field Goal
2	08:55	06:01	2:54	Kickoff	HOU 26	7	74	0	74	3	PIT 28	Touchdown	2	06:01	03:48	2:13	Kickoff	PIT 23	3	-5	0	-5	0	PIT 18	Punt
3	03:48	01:31	2:17	Punt	HOU 42	3	-1	0	-1	0	HOU 41	Punt	3	01:31	00:30	1:01	Punt	PIT 5	3	3	0	3	0	PIT 8	Punt
4	00:30	11:32	3:58	Punt	HOU 46	9	54	0	54	4	PIT 2	Touchdown	4	11:32	05:05	6:27	Kickoff	PIT 25	12	84	-9	75	6	HOU 10	Touchdown
5	05:05	02:38	2:27	Kickoff	HOU 16	3	2	0	2	0	HOU 18	Punt	5	02:38	01:14	1:24	Punt	PIT 37	7	63	0	63	4	HOU 26	Touchdown
6	01:14	00:24	0:50	Kickoff	HOU 25	5	75	0	75	4	PIT 14	Touchdown	6	00:24	00:00	0:24	Kickoff	PIT 25	1	-1	0	-1	0	PIT 25	End Half
7	09:54	07:38	2:16	Kickoff	HOU 26	3	6	0	6	0	HOU 32	Punt	7	15:00	09:54	5:06	Kickoff	PIT 30	12	38	24	62	3	HOU 8	Field Goal
8	05:24	03:00	2:24	Punt	HOU 20	3	-2	-5	-7	0	HOU 13	Punt	8	07:38	05:24	2:14	Punt	PIT 37	3	9	0	9	0	PIT 46	Punt
9	01:59	13:27	3:32	Punt	HOU 15	8	42	0	42	2	PIT 43	Interception	9	03:00	01:59	1:01	Punt	PIT 43	3	2	0	2	0	PIT 45	Punt
10	06:24	04:47	1:37	Kickoff	HOU 25	3	5	-5	0	0	HOU 25	Punt	10	13:27	06:24	7:03	Interception	PIT 21	12	79	0	79	5	HOU 12	Touchdown
													11	04:47	00:00	4:47	Punt	PIT 31	11	62	0	62	3	HOU 6	End Game

### WEEK 4: TEXANS 23, VIKINGS 31

OCTOBER 4, 2020

TEXANS													VIKINGS												
#	RECD	LOST	POSS	OBTAINED	BEGAN	PLAYS	YDS	PEN	NET	1ST	ENDED	GIVEN UP	#	RECD	LOST	POSS	OBTAINED	BEGAN	PLAYS	YDS	PEN	NET	1ST	ENDED	GIVEN UP
1	15:00	13:45	1:15	Kickoff	HOU 25	3	8	-5	3	0	HOU 28	Punt	1	13:45	10:48	2:57	Punt	MIN 21	6	27	0	27	2	MIN 48	Punt
2	10:48	09:18	1:30	Punt	HOU 15	3	-3	0	-3	0	HOU 12	Punt	2	09:18	05:05	4:13	Punt	MIN 44	7	56	0	56	4	HOU 5	Touchdown
3	05:05	02:48	2:17	Kickoff	HOU 25	6	16	0	16	1	HOU 41	Punt	3	02:48	01:07	1:41	Punt	MIN 20	3	4	0	4	0	MIN 24	Punt
4	12:41	08:46	3:55	Kickoff	HOU 25	10	43	0	43	3	MIN 32	Field Goal	4	01:07	12:41	3:26	Fumble	HOU 35	7	22	0	22	1	HOU 13	Field Goal
5	01:53	00:27	1:26	Kickoff	HOU 32	8	48	10	58	3	MIN 10	Field Goal	5	08:46	01:53	6:53	Kickoff	MIN 25	12	75	0	75	5	HOU 7	Touchdown
6	12:49	09:47	3:02	Punt	HOU 27	7	73	0	73	4	MIN 24	Touchdown	6	00:27	00:00	0:27	Kickoff	MIN 25	1	3	0	3	0	MIN 25	End Half
7	07:24	05:30	1:54	Missed FG	HOU 45	6	48	0	48	1	MIN 7	Field Goal	7	15:00	12:49	2:11	Kickoff	MIN 23	3	4	0	4	0	MIN 27	Punt
8	00:41	14:10	1:31	Kickoff	HOU 25	3	7	0	7	0	HOU 32	Punt	8	09:47	07:24	2:23	Kickoff	MIN 25	5	48	-10	38	1	HOU 37	Missed FG
9	10:50	05:52	4:58	Kickoff	HOU 23	9	82	-5	77	4	MIN 24	Touchdown	9	05:30	00:41	4:49	Kickoff	MIN 25	8	75	0	75	5	HOU 9	Touchdown
10	02:53	01:12	1:41	Punt	HOU 24	10	60	11	71	4	MIN 5	Downs	10	14:10	10:50	3:20	Punt	MIN 27	6	73	0	73	4	HOU 4	Touchdown
													11	05:52	02:53	2:59	Kickoff	MIN 23	7	25	0	25	2	MIN 48	Punt
													12	01:12	00:00	1:12	Downs	MIN 5	2	-2	0	-2	0	MIN 4	End Game



# DRIVE CHARTS

## WEEK 5: TEXANS 30, JAGUARS 14

OCTOBER 11, 2020

TEXANS													JAGUARS												
#	RECD	LOST	POSS	OBTAINED	BEGAN	PLAYS	YDS	PEN	NET	1ST	ENDED	GIVEN UP	#	RECD	LOST	POSS	OBTAINED	BEGAN	PLAYS	YDS	PEN	NET	1ST	ENDED	GIVEN UP
1	12:51	10:22	2:29	Punt	HOU 16	4	38	0	38	1	JAX 46	Punt	1	15:00	12:51	2:09	Kickoff	JAX 25	4	16	0	16	1	JAX 41	Punt
2	06:42	14:07	7:35	Punt	HOU 9	17	73	0	73	5	JAX 18	Field Goal	2	10:22	06:42	3:40	Punt	JAX 13	6	30	5	35	2	JAX 48	Punt
3	06:33	04:32	2:01	Kickoff	HOU 25	4	75	0	75	3	JAX 44	Touchdown	3	14:07	06:33	7:34	Kickoff	JAX 25	12	75	0	75	5	HOU 13	Touchdown
4	00:34	00:26	0:08	Missed FG	HOU 20	1	0	0	0	0	HOU 20	Interception	4	04:32	00:34	3:58	Kickoff	JAX 25	12	69	0	69	3	HOU 6	Missed FG
5	15:00	11:35	3:25	Kickoff	HOU 25	9	45	15	60	3	JAX 15	Field Goal	5	00:26	00:00	0:26	Interception	HOU 36	4	15	-10	5	1	HOU 31	Missed FG
6	09:13	06:52	2:21	Punt	HOU 6	5	37	-5	32	2	HOU 38	Interception	6	11:35	09:13	2:22	Kickoff	JAX 40	3	6	0	6	0	JAX 46	Punt
7	03:16	14:16	4:00	Fumble	HOU 10	8	95	-5	90	6	JAX 19	Touchdown	7	06:52	03:16	3:36	Interception	HOU 27	6	15	0	15	1	HOU 8	Fumble
8	10:18	07:29	2:49	Kickoff	HOU 25	6	47	0	47	1	JAX 28	Field Goal	8	14:16	10:18	3:58	Kickoff	JAX 25	10	75	0	75	4	HOU 4	Touchdown
9	06:14	04:39	1:35	Fumble	JAX 34	4	34	0	34	1	JAX 28	Touchdown	9	07:29	06:14	1:15	Kickoff	JAX 25	6	20	-5	15	2	JAX 42	Fumble
10	01:38	00:00	1:38	Downs	HOU 32	3	42	-5	37	2	JAX 33	End Game	10	04:39	01:38	3:01	Kickoff	JAX 25	12	43	0	43	3	HOU 32	Downs

## WEEK 6: TEXANS 36, TITANS 42

OCTOBER 18, 2020

TEXANS													TITANS												
#	RECD	LOST	POSS	OBTAINED	BEGAN	PLAYS	YDS	PEN	NET	1ST	ENDED	GIVEN UP	#	RECD	LOST	POSS	OBTAINED	BEGAN	PLAYS	YDS	PEN	NET	1ST	ENDED	GIVEN UP
1	14:11	11:20	2:51	Punt	HOU 20	6	24	0	24	1	HOU 44	Punt	1	15:00	14:11	0:49	Kickoff	TEN 25	3	6	-5	1	0	TEN 26	Punt
2	06:57	05:26	1:31	Kickoff	HOU 25	3	6	0	6	0	HOU 31	Punt	2	11:20	06:57	4:23	Punt	TEN 20	9	72	8	80	6	HOU 7	Touchdown
3	00:12	08:56	6:16	Kickoff	HOU 18	13	82	0	82	6	TEN 1	Touchdown	3	05:26	00:12	5:14	Punt	TEN 29	10	71	0	71	5	HOU 6	Touchdown
4	03:34	00:00	3:34	Kickoff	HOU 25	11	77	-22	55	3	TEN 20	Field Goal	4	08:56	03:34	5:22	Kickoff	TEN 15	11	85	0	85	5	HOU 22	Touchdown
5	15:00	13:33	1:27	Kickoff	HOU 25	3	7	0	7	0	HOU 32	Punt	5	13:33	08:47	4:46	Punt	TEN 20	9	65	6	71	3	HOU 9	Blocked FG
6	08:47	06:15	2:32	Blocked FG	HOU 21	5	51	28	79	4	TEN 1	Touchdown	6	06:15	05:57	0:18	Kickoff	TEN 25	3	-15	0	-15	0	TEN 25	Fumble
7	05:57	04:35	1:22	Fumble	TEN 4	3	4	0	4	1	TEN 4	Touchdown	7	04:35	14:14	5:21	Kickoff	TEN 25	10	71	-15	56	3	HOU 19	Missed FG
8	14:14	09:37	4:37	Missed FG	HOU 27	7	22	0	22	2	HOU 49	Punt	8	09:37	09:23	0:14	Punt	TEN 6	1	94	0	94	1	TEN 6	Touchdown
9	09:23	08:37	0:46	Kickoff	HOU 25	2	75	0	75	2	HOU 47	Touchdown	9	08:37	08:30	0:07	Kickoff	TEN 25	1	0	0	0	0	TEN 25	Interception
10	08:30	01:50	6:40	Interception	HOU 31	15	64	5	69	6	TEN 1	Touchdown	10	01:50	00:04	1:46	Kickoff	TEN 24	9	76	0	76	5	HOU 7	Touchdown
11	00:04	00:00	0:04	Kickoff		0	0	0	0	0		End Half	11	10:00	06:30	3:30	Kickoff	TEN 18	6	82	0	82	3	HOU 5	Touchdown

## WEEK 7: TEXANS 20, PACKERS 35

OCTOBER 25, 2020

TEXANS													PACKERS												
#	RECD	LOST	POSS	OBTAINED	BEGAN	PLAYS	YDS	PEN	NET	1ST	ENDED	GIVEN UP	#	RECD	LOST	POSS	OBTAINED	BEGAN	PLAYS	YDS	PEN	NET	1ST	ENDED	GIVEN UP
1	09:21	07:15	2:06	Kickoff	HOU 25	3	8	0	8	0	HOU 33	Punt	1	15:00	09:21	5:39	Kickoff	GB 25	10	55	20	75	5	HOU 3	Touchdown
2	05:48	03:10	2:38	Punt	HOU 16	6	28	0	28	1	HOU 44	Punt	2	07:15	05:48	1:27	Punt	GB 20	3	2	-5	-3	0	GB 17	Punt
3	13:33	09:36	3:57	Kickoff	HOU 25	6	15	0	15	1	HOU 40	Punt	3	03:10	13:33	4:37	Punt	GB 12	9	88	0	88	4	HOU 3	Touchdown
4	07:12	02:38	4:34	Punt	HOU 2	9	81	-5	76	3	GB 22	Missed FG	4	09:36	07:12	2:24	Punt	GB 17	4	39	-5	34	1	HOU 49	Punt
5	00:14	00:00	0:14	Kickoff	HOU 25	1	3	0	3	0	HOU 25	End Half	5	02:38	00:14	2:24	Missed FG	GB 31	9	69	0	69	5	HOU 1	Touchdown
6	15:00	08:55	6:05	Kickoff	HOU 25	11	65	10	75	6	GB 3	Touchdown	6	08:55	04:44	4:11	Kickoff	GB 25	8	75	0	75	3	HOU 45	Touchdown
7	04:44	03:52	0:52	Kickoff	HOU 25	3	6	0	6	0	HOU 31	Punt	7	03:52	02:48	1:04	Punt	GB 24	3	0	0	0	0	GB 24	Punt
8	02:48	14:12	3:36	Punt	HOU 33	7	47	0	47	2	GB 20	Field Goal	8	14:12	12:08	2:04	Kickoff	GB 26	3	6	0	6	0	GB 32	Blocked Punt
9	12:08	09:56	2:12	Blocked Punt	GB 22	7	11	0	11	1	GB 11	Field Goal	9	09:56	09:32	0:24	Kickoff	GB 21	3	0	0	0	0	GB 21	Punt
10	09:32	06:58	2:34	Punt	HOU 38	4	18	-10	8	0	HOU 47	Downs	10	06:58	03:40	3:18	Downs	HOU 46	7	46	0	46	4	HOU 1	Touchdown
11	03:40	01:33	2:07	Kickoff	HOU 25	9	75	0	75	6	GB 6	Touchdown	11	01:22	00:00	1:22	Fumble	GB 32	2	-1	0	-1	0	GB 31	End Game
12	01:33	01:22	0:11	Onside Kick	GB 47	1	8	0	8	0	GB 47	Fumble													

## WEEK 9: TEXANS 27, JAGUARS 25

NOVEMBER 8, 2020

TEXANS													JAGUARS												
#	RECD	LOST	POSS	OBTAINED	BEGAN	PLAYS	YDS	PEN	NET	1ST	ENDED	GIVEN UP	#	RECD	LOST	POSS	OBTAINED	BEGAN	PLAYS	YDS	PEN	NET	1ST	ENDED	GIVEN UP
1	14:08	13:33	0:35	Kickoff	HOU 25	2	75	0	75	2	HOU 43	Touchdown	1	15:00	14:08	0:52	Kickoff	JAX 25	3	75	0	75	1	JAX 27	Touchdown
2	12:33	09:48	2:45	Punt	HOU 19	6	45	0	45	2	JAX 36	Field Goal	2	13:33	12:33	1:00	Kickoff	JAX 28	3	2	0	2	0	JAX 30	Punt
3	06:13	05:11	1:02	Punt	HOU 6	3	5	0	5	0	HOU 11	Punt	3	09:48	06:13	3:35	Kickoff	JAX 22	7	23	0	23	2	JAX 45	Punt
4	03:28	12:27	6:01	Punt	HOU 30	14	46	13	59	4	JAX 11	Field Goal	4	05:11	03:28	1:43	Punt	JAX 38	3	2	0	2	0	JAX 40	Punt
5	05:42	03:45	1:57	Kickoff	HOU 25	4	18	0	18	1	HOU 43	Fumble	5	12:27	05:42	6:45	Kickoff	JAX 25	12	75	0	75	6	HOU 1	Touchdown
6	02:11	00:27	1:44	Punt	HOU 2	6	43	55	98	5	JAX 1	Touchdown	6	03:45	02:11	1:34	Fumble	HOU 43	3	-7	0	-7	0	HOU 43	Punt
7	15:00	13:10	1:50	Kickoff	HOU 25	3	10	-5	5	0	HOU 30	Punt	7	00:27	00:00	0:27	Kickoff	JAX 41	3	18	0	18	1	HOU 41	Field Goal
8	07:26	06:05	1:21	Interception	HOU 19	3	81	0	81	1	HOU 23	Touchdown	8	13:10	07:26	5:44	Punt	JAX 9	10	61	-10	51	2	HOU 40	Interception
9	01:11	10:51	5:20	Kickoff	HOU 22	9	17	0	17	2	HOU 39	Punt	9	06:05	01:11	4:54	Kickoff	JAX 25	9	63	0	63	3	HOU 12	Field Goal
10	07:56	06:55	1:01	Downs	JAX 41	3	2	0	2	0	JAX 39	Punt	10	10:51	07:56	2:55	Punt	JAX 19	6	14	8	22	1	JAX 41	Downs
11	05:44	02:57	2:47	Punt	HOU 31	8	31	-5	26	2	JAX 43	Punt	11	06:55	05:44	1:11	Punt	JAX 16	3	-3	0	-3	0	JAX 13	Punt
12	01:30	00:00	1:30	Kickoff	JAX 47	3	-3	0	-3	0	JAX 49	End Game	12	02:57	01:30	1:27	Punt	JAX 20	7	80	0	80	6	HOU 13	Touchdown

# DRIVE CHARTS

WEEK 10: TEXANS 7, BROWNS 10

NOVEMBER 15, 2020

TEXANS													BROWNS												
#	RECD	LOST	POSS	OBTAINED	BEGAN	PLAYS	YDS	PEN	NET	1ST	ENDED	GIVEN UP	#	RECD	LOST	POSS	OBTAINED	BEGAN	PLAYS	YDS	PEN	NET	1ST	ENDED	GIVEN UP
1	08:27	06:19	2:08	Kickoff	HOU 33	3	2	0	2	0	HOU 35	Punt	1	15:00	08:27	6:33	Kickoff	CLE 25	12	63	-11	52	5	HOU 23	Field Goal
2	04:48	12:54	6:54	Punt	HOU 29	14	67	0	67	5	CLE 2	Downs	2	06:19	04:48	1:31	Punt	CLE 22	3	4	0	4	0	CLE 26	Punt
3	09:33	04:20	5:13	Punt	CLE 49	8	24	-5	19	2	CLE 30	Punt	3	12:54	09:33	3:21	Downs	CLE 4	6	25	-12	13	1	CLE 17	Punt
4	00:25	00:00	0:25	Downs	HOU 37	3	3	-10	-7	0	HOU 31	End Half	4	04:20	00:25	3:55	Punt	CLE 4	11	59	0	59	3	HOU 37	Downs
5	15:00	13:57	1:03	Kickoff	HOU 13	4	23	0	23	1	HOU 36	Punt	5	13:57	10:35	3:22	Punt	CLE 20	5	16	0	16	1	CLE 36	Punt
6	10:35	03:33	7:02	Punt	HOU 29	13	44	0	44	3	CLE 27	Missed FG	6	03:33	13:32	5:01	Missed FG	CLE 36	9	65	-1	64	5	HOU 9	Touchdown
7	13:32	12:29	1:03	Kickoff	HOU 25	3	5	0	5	0	HOU 30	Punt	7	12:29	07:51	4:38	Punt	CLE 20	8	30	0	30	2	HOU 49	Punt
8	07:51	04:59	2:52	Punt	HOU 10	7	75	15	90	5	CLE 16	Touchdown	8	04:59	00:00	4:59	Kickoff	CLE 3	9	94	0	94	3	HOU 2	End Game

# COACHES CHALLENGES

## ALL-TIME CHALLENGE RESULTS

Category	Won	Lost
Completions (Touchdown)	1	7
	11/14/10 at JAX	9/18/16 vs. KC 9/9/12 vs. MIA 12/13/10 vs. BAL 11/29/09 vs. IND 9/10/06 vs. PHI 9/12/04 vs. SD 9/22/02 vs. IND
Completions (No Touchdown)	14	22
	11/1/10 at IND 12/6/09 at JAX 9/15/13 vs. TEN 9/22/13 at BAL 10/9/14 vs. IND 9/13/15 vs. KC 9/13/15 vs. KC 9/27/15 vs. TB 12/13/15 vs. NE 12/13/15 vs. NE 12/11/17 vs. SF 12/25/17 vs. PIT 12/9/18 vs. IND 12/21/19 at TB 11/8/20 at JAX	9/29/19 vs. CAR 12/11/11 at CIN 10/30/11 vs. JAX 10/9/11 vs. OAK 9/30/07 at ATL 11/5/06 at NYG 11/12/06 at JAX 12/24/06 vs. IND 11/14/04 at IND 11/14/04 at IND 11/21/04 vs. GB 10/19/03 vs. NYJ 10/20/14 at PIT 12/21/14 vs. BAL 12/28/14 vs. JAX 9/27/15 vs. TB 11/22/15 vs. NYJ 1/3/16 vs. JAX 12/11/16 at IND 10/8/17 vs. KC 9/24/18 vs. NYG 10/11/20 vs. JAX
Down By Contact (No Sack)	0	1
		9/24/17 at NE
Fumbles	7	14
	11/6/11 vs. CLE 10/18/09 at CIN 12/28/08 vs. CHI 9/17/06 at IND 10/15/06 at DAL 12/12/04 vs. IND 9/22/16 at NE	12/4/11 vs. ATL 10/30/11 vs. JAX 10/3/10 at OAK 9/27/09 vs. JAX 9/7/08 at PIT 12/14/08 vs. TEN 9/16/07 at CAR 10/21/07 vs. TEN 11/18/07 vs. NO 11/25/07 at CLE 12/13/07 vs. DEN 9/11/05 at BUF 10/2/05 at CIN 9/7/14 vs. WAS
Interceptions	2	4
	11/13/11 at TB 9/16/07 at CAR	9/21/08 at TEN 9/23/07 vs. IND 10/14/07 at JAX 11/30/02 vs. CIN
Pass Interference	0	3
		10/13/19 at KC 11/17/19 at BAL 1/4/20 vs. BUF
Penalties	0	2
Number of Men on Field		12/30/12 at IND
Running into the kicker		12/20/15 at IND

Spot	8	14
	12/2/06 at OAK	12/1/19 vs. NE 9/15/19 vs. JAX 9/9/19 at NO 12/20/09 vs. STL 9/7/08 at PIT 12/31/06 vs. CLE 10/10/04 vs. MIN 11/7/04 at DEN 10/13/13 vs. STL 11/24/13 vs. JAX 11/2/14 vs. PHI 11/21/16 at OAK 11/19/17 vs. ARI 12/9/18 vs. IND
ALL-TIME RECORD	32	65

## CHALLENGE BY YEAR

Year	Won	Lost
2020	1	1
2019	1	7
2018	2	2
2017	4	3
2016	1	3
2015	5	4
2014	1	4
2013	3	2
2012	1	2
2011	2	5
2010	2	2
2009	3	3
2008	1	4
2007	1	8
2006	3	5
2005	0	2
2004	1	6
2003	1	1
2002	0	2
ALL-TIME RECORD	33	66

## YEARLY CHALLENGE SUMMARIES

Category	Won	Lost
Completions (TD)	0	0
Completions (No TD)	1	1
Fumbles	0	0
Pass Interference	0	0
Spot	0	0
Down By Contact (Sack)	0	0
2020 RECORD	1	1

CHALLENGE DESCRIPTION	
10/11/20 vs. JAX (K. Cole Sr. completion)	Lost
11/8/20 at JAX (B. Cooks completion)	Won

Category	Won	Lost
Completions (TD)	0	0
Completions (No TD)	1	1
Fumbles	0	0
Pass Interference	0	3
Spot	0	3
Down By Contact (Sack)	0	0
2019 RECORD	1	7

CHALLENGE DESCRIPTION	
9/9/19 at NO (D. Hopkins gained first down)	Lost
9/15/19 vs. JAX (L. Fournette gained first down)	Lost
9/29/19 vs. CAR (C. McCaffrey completion)	Lost
10/13/19 at KC (T. Kelce interfered)	Lost
11/17/19 at BAL (M. Humphrey interfered)	Lost

12/2/19 vs. NE (P. Dorsett gained first down)	Lost
12/21/19 at TB (B. Perriman completion)	Won
1/4/20 vs. BUF (T. Johnson interfered)	Lost

Category	Won	Lost
Completions (TD)	0	0
Completions (No TD)	1	1
Fumbles	0	0
Spot	1	1
Down By Contact (Sack)	0	0
2018 RECORD	2	2

CHALLENGE DESCRIPTION	
9/24/18 vs. NYG (O. Beckham completion)	Lost
10/7/18 vs. DAL (E. Elliott stepped out of bounds)	Won
12/9/18 vs. IND (E. Swoope completion)	Won
12/9/18 vs. IND (R. Griffin crossed goal line)	Lost

Category	Won	Lost
Completions (TD)	0	0
Completions (No TD)	2	1
Fumbles	0	0
Spot	2	1
Down By Contact (Sack)	0	1
2017 RECORD	4	3

CHALLENGE DESCRIPTION	
9/24/17 at NE (T. Brady down by contact)	Lost
10/8/17 vs. KC (T. Hill completion)	Lost
11/19/17 vs. AZ (punt crossed goal line)	Lost
12/3/17 at TEN (D. Walker spot)	Won
12/10/17 vs. SF (D. Hopkins completion)	Won
12/17/17 at JAX (J. Mickens spot)	Won
12/15/17 vs. PIT (J. Smith-Schuster catch)	Won

Category	Won	Lost
Completions (TD)	0	1
Completions (No TD)	0	1
Fumbles	1	0
Spot	0	1
2016 RECORD	1	3

CHALLENGE DESCRIPTION	
9/18/16 vs. KC (D. Hopkins completion)	Lost
9/22/16 at NE (C. Jones fumble)	Won
11/21/16 at OAK (A. Hunt spot)	Lost
12/11/16 at IND (T. Hilton catch)	Lost

Category	Won	Lost
Completions (TD)	0	0
Completions (No TD)	5	3
Interceptions	0	0
Fumbles	0	0
Number of Men on Field	0	0
Running into the kicker	0	1
2015 RECORD	5	4

CHALLENGE DESCRIPTION	
9/13/15 vs. KC (J. Maclin completion)	Won
9/13/15 vs. KC (D. Hopkins completion)	Won
9/27/15 vs. TB (M. Evans completion)	Won
9/27/15 vs. TB (L. Murphy completion)	Lost
11/22/15 vs. NYJ (E. Decker completion)	Lost
12/13/15 vs. NE (D. Amendola completion)	Won
12/13/15 vs. NE (J. White completion)	Won
12/20/15 at IND (W. Mercilus penalty)	Lost
1/3/16 vs. JAX (A. Hurns completion)	Lost

Category	Won	Lost
Completions (TD)	0	0



# COACHES CHALLENGES

Completions (No TD)	1	3
Interceptions	0	0
Fumbles	0	1
Number of Men on Field	0	0
Spot	0	0
<b>2014 RECORD</b>	<b>1</b>	<b>4</b>

## CHALLENGE DESCRIPTION

9/7/14 vs. WAS (A. Morris fumble)	Lost
10/9/14 vs. IND (R. Wayne completion)	Won
10/20/14 at PIT (A. Brown completion)	Lost
12/21/14 vs. BAL (A. Johnson completion)	Lost
12/28/14 vs. JAX (A. Hurns completion)	Lost

## 2013

Category	Won	Lost
Completions (TD)	0	0
Completions (No TD)	2	0
Interceptions	0	0
Fumbles	0	0
Number of Men on Field	0	0
Spot	1	2
<b>2013 RECORD</b>	<b>3</b>	<b>2</b>

## CHALLENGE DESCRIPTION

9/15/13 vs. TEN (Spot. After review, ruled safety)	Won
9/15/13 vs. TEN (M. Schaub pass to A. Johnson)	Won
9/22/13 at BAL (T. Smith catch on sideline)	Won
10/13/13 vs. STL (B. Tate goal line run)	Lost
11/24/13 vs. JAX (D. Johnson first down short of marker)	Lost

## 2012

Category	Won	Lost
Completions (TD)	0	1
Completions (No TD)	0	0
Interceptions	0	0
Fumbles	0	0
Number of Men on Field	0	1
Spot	1	0
<b>2012 RECORD</b>	<b>1</b>	<b>2</b>

## CHALLENGE DESCRIPTION

9/9/12 vs. MIA (L. Jean catch in endzone)	Lost
9/30/12 vs. TEN (K. Martin first down short of marker)	Won
12/30/12 at IND (IND number men on field)	Lost

## 2011

Category	Won	Lost
Completions (TD)	0	0
Completions (No TD)	0	3
Interceptions	1	0
Fumbles	1	2
Spot	0	0
<b>2011 RECORD</b>	<b>2</b>	<b>5</b>

## CHALLENGE DESCRIPTION

12/11/11 at CIN (A. Foster catch)	Lost
12/4/11 vs. ATL (T. Yates fumble)	Lost
11/13/11 at TB (A. Talib interception)	Won
11/6/11 vs. CLE (D. Ward fumble)	Won
10/30/11 vs. JAX (B. Tate fumble)	Lost
10/30/11 vs. JAX (K. Walter catch)	Lost
10/9/11 vs. OAK (J. Dreessen catch)	Lost

## 2010

Category	Won	Lost
Completions (TD)	1	1
Completions (No TD)	1	0
Interceptions	0	0
Fumbles	0	1
Spot	0	0
<b>2010 RECORD</b>	<b>2</b>	<b>2</b>

## CHALLENGE DESCRIPTION

11/14/10 at JAX (K. Walter TD completion)	Won
10/3/10 at OAK (M. Bush fumble)	Lost
11/1/10 at IND (A. Gonzalez catch)	Won
12/13/10 vs. BAL (K. Walter TD completion)	Lost

## 2009

Category	Won	Lost
Completions (TD)	0	1
Completions (No TD)	1	0
Interceptions	0	0
Fumbles	1	1
Spot	1	1
<b>2009 RECORD</b>	<b>3</b>	<b>3</b>

## CHALLENGE DESCRIPTION

9/27/09 vs. JAX (C. Brown fumble)	Lost
9/27/09 vs. JAX (E. Wilford TD. Marked ob at HST 2.)	Won
10/18/09 at CIN (S. Slaton fumble)	Won
11/29/09 vs. IND (A. Johnson catch)	Lost
12/6/09 at JAX (D. Anderson catch)	Won
12/20/09 at STL (K. Darby first down)	Lost

## 2008

Category	Won	Lost
Completions (TD)	0	0
Completions (No TD)	0	0
Interceptions	0	1
Fumbles	1	2
Spot	0	1
<b>2008 RECORD</b>	<b>1</b>	<b>4</b>

## CHALLENGE DESCRIPTION

9/7/08 at PIT (M. Schaub fumble)	Lost
9/7/08 at PIT (Spot)	Lost
9/21/08 at TEN (M. Griffin interception)	Lost
12/14/08 vs. TEN (Ball touched on punt)	Lost
12/28/08 vs. CHI (S. Slaton fumble)	Won

## 2007

Category	Won	Lost
Completions (TD)	0	0
Completions (No TD)	0	1
Interceptions	1	2
Fumbles	0	5
Spot	0	0
<b>2007 RECORD</b>	<b>1</b>	<b>8</b>

## CHALLENGE DESCRIPTION

9/16/07 at CAR (K. Lucas interception)	Won
9/16/07 at CAR (O. Daniels fumble)	Lost
9/23/07 vs. IND (R. Boiman interception)	Lost
9/30/07 at ATL (J. Harrington pass complete to R. White)	Lost
10/14/07 at JAX (B. Williams interception)	Lost
10/21/07 vs. TEN (J. Jones fumble)	Lost
11/18/07 vs. NO (O. Daniels fumble)	Lost
11/25/07 at CLE (O. Daniels fumble)	Lost
12/13/07 vs. DEN (T. Scheffler fumble)	Lost

## 2006

Category	Won	Lost
Completions (TD)	0	1
Completions (No TD)	0	3
Interceptions	0	0
Fumbles	2	0
Spot	1	1
<b>2006 RECORD</b>	<b>3</b>	<b>5</b>

## CHALLENGE DESCRIPTION

9/10/06 vs. PHI (D. McNabb TD pass to D. Stallworth)	Lost
9/17/06 at IND (IND TD challenged; overturned)	Won
10/15/06 at DAL (Punt return fumble)	Won
11/5/06 at NYG (J. Feagles pass to J. Feely)	Lost

11/12/06 at JAX (S. Rosenfels incomplete pass to O. Daniels)	Lost
12/2/06 at OAK (Punt return marked ob)	Won
at HST 38. After review marked ob at OAK 41)	
12/24/06 vs. IND (P. Manning pass to B. Utecht)	Lost
12/31/06 vs. CLE (C. Taylor 2 yard run)	Lost

## 2005

Category	Won	Lost
Completions (TD)	0	0
Completions (No TD)	0	0
Interceptions	0	0
Fumbles	0	2
Spot	0	0
<b>2005 RECORD</b>	<b>0</b>	<b>2</b>

## CHALLENGE DESCRIPTION

9/11/05 at BUF (D. Carr fumble)	Lost
10/2/05 at CIN (D. Carr fumble)	Lost

## 2004

Category	Won	Lost
Completions (TD)	0	1
Completions (No TD)	0	3
Interceptions	0	0
Fumbles	1	0
Spot	0	2
<b>2004 RECORD</b>	<b>1</b>	<b>6</b>

## CHALLENGE DESCRIPTION

9/12/04 vs. SD (D. Brees TD pass to E. Parker)	Lost
10/10/04 vs. MIN (spot)	Lost
11/7/04 at DEN (spot)	Lost
11/14/04 at IND (P. Manning pass to B. Stokley)	Lost
11/14/04 at IND (P. Manning pass to B. Stokley)	Lost
11/21/04 vs. GB (D. Carr pass to J. Gaffney)	Lost
12/12/04 vs. IND (P. Manning fumble)	Won

## 2003

Category	Won	Lost
Completions (TD)	0	0
Completions (No TD)	0	1
Interceptions	0	0
Fumbles	0	0
Spot	1	0
<b>2003 RECORD</b>	<b>1</b>	<b>1</b>

## CHALLENGE DESCRIPTION

10/19/03 vs. NYJ (V. Testaverde pass to S. Moss)	Lost
11/30/03 vs. ATL (spot)	Won

## 2002

Category	Won	Lost
Completions (TD)	0	1
Completions (No TD)	0	0
Interceptions	0	1
Fumbles	0	0
Spot	0	0
<b>2002 RECORD</b>	<b>0</b>	<b>2</b>

## CHALLENGE DESCRIPTION

9/22/02 vs. IND (P. Manning TD pass to R. Wayne)	Lost
11/30/02 vs. CIN (A. Hawkins interception)	Lost



**HOUSTON**  
**TEXANS**

**GAME SUMMARIES**



# GAME SUMMARIES



20

## WEEK 1

Houston Texans 20, Kansas City Chiefs 34

15,895 Arrowhead Stadium Kansas City, Mo. Sep 10, 2020



34

Houston Texans	7	0	0	13	—	20
Kansas City Chiefs	0	17	7	10	—	34

### Scoring Drives

TEAM	QTR	TIME	SCORING PLAY	HOU	KC
Texans	1	04:54	Da.Johnson 19 yd. run (K.Fairbairn kick) (9-80, 5:12)	7	0
Chiefs	2	14:13	T.Kelce 6 yd. pass from P.Mahomes (H.Butker kick) (11-75, 5:41)	7	7
Chiefs	2	02:26	S.Watkins 2 yd. pass from P.Mahomes (H.Butker kick) (16-91, 9:04)	7	14
Chiefs	2	00:00	H.Butker 29 yd. Field Goal (4-48, 0:25)	7	17
Chiefs	3	10:53	C.Edwards-Helaire 27 yd. run (H.Butker kick) (7-75, 4:07)	7	24
Chiefs	4	11:25	T.Hill 3 yd. pass from P.Mahomes (H.Butker kick) (6-17, 2:50)	7	31
Texans	4	07:15	J.Akins 19 yd. pass from D.Watson (pass failed) (10-75, 4:10)	13	31
Texans	4	02:38	D.Watson 1 yd. run (K.Fairbairn kick) (7-65, 2:51)	20	31
Chiefs	4	00:30	H.Butker 19 yd. Field Goal (6-19, 2:08)	20	34

### Houston Texans

PASSING	ATT	CP	YDS	SK/YD	TD	LG	INT	RTG
Deshaun Watson	32	20	253	4/11	1	31	1	84.5
<b>TOTAL</b>	<b>32</b>	<b>20</b>	<b>253</b>	<b>4/11</b>	<b>1</b>	<b>31</b>	<b>1</b>	<b>84.5</b>

RUSHING	ATT	YDS	AVG	LG	TD
David Johnson	11	77	7.0	19t	1
Deshaun Watson	6	27	4.5	13	1
Duke Johnson	5	14	2.8	7	0
<b>TOTAL</b>	<b>22</b>	<b>118</b>	<b>5.4</b>	<b>19T</b>	<b>2</b>

RECEIVING	NO	YDS	AVG	LG	TD
Will Fuller V	8	112	14.0	31	0
David Johnson	3	32	10.7	15	0
Jordan Akins	2	39	19.5	20	1
Randall Cobb	2	23	11.5	17	0
Brandin Cooks	2	20	10.0	11	0
Darren Fells	2	19	9.5	12	0
DeAndre Carter	1	8	8.0	8	0
<b>TOTAL</b>	<b>20</b>	<b>253</b>	<b>12.7</b>	<b>31</b>	<b>1</b>

TOP DEFENSE	TOT	SOLO	AST	SCK	YDS	INT
Benardrick McKinney	7	5	2	0.0	0.0	0
Eric Murray	7	3	4	0.0	0.0	0
Zach Cunningham	7	5	2	0.0	0.0	0

FIELD GOALS	FGM/FGA	PERCENT	RESULTS
No Field Goals			

### Kansas City Chiefs

PASSING	ATT	CP	YDS	SK/YD	TD	LG	INT	RTG
Patrick Mahomes	32	24	211	1/8	3	19	0	123.3
<b>TOTAL</b>	<b>32</b>	<b>24</b>	<b>211</b>	<b>1/8</b>	<b>3</b>	<b>19</b>	<b>0</b>	<b>123.3</b>

RUSHING	ATT	YDS	AVG	LG	TD
Clyde Edwards-Helaire	25	138	5.5	27t	1
Darrel Williams	7	23	3.3	7	0
Sammy Watkins	1	3	3.0	3	0
Anthony Sherman	1	2	2.0	2	0
<b>TOTAL</b>	<b>34</b>	<b>166</b>	<b>4.9</b>	<b>27T</b>	<b>1</b>

RECEIVING	NO	YDS	AVG	LG	TD
Sammy Watkins	7	82	11.7	19	1
Travis Kelce	6	50	8.3	15	1
Tyreek Hill	5	46	9.2	15	1
Demarcus Robinson	3	20	6.7	9	0
Darrel Williams	2	7	3.5	6	0
Mecole Hardman	1	6	6.0	6	0
<b>TOTAL</b>	<b>24</b>	<b>211</b>	<b>8.8</b>	<b>19</b>	<b>3</b>

TOP DEFENSE	TOT	SOLO	AST	SCK	YDS	INT
Anthony Hitchens	8	4	4	0.0	0.0	0
Tyrann Mathieu	8	6	2	0.0	0.0	0
Chris Jones	4	3	1	1.5	2.0	0

FIELD GOALS	FGM/FGA	PERCENT	RESULTS
Harrison Butker	2-2	100.0	(29, 19)
<b>TOTAL</b>	<b>2-2</b>	<b>100.0</b>	

### Team Statistics

	Texans	Chiefs
First Downs	21	28
3rd Down Eff. (Made/Att/Pct)	4/10/40%	7/13/54%
4th Down Eff. (Made/Att/Pct)	1/1/100%	1/1/100%
Total Net Yards	360	369
Total Plays	58	67
Yards Per Play	6.2	5.5
Rushes/Net Yards	22/118	34/166
Net Passing	242	203
Pass Attempts/Completions	32/20	32/24
Had Intercepted	1	0
Sacked/Yards Lost	4/11	1/8
Punts/Average	3/41.0	3/45.3
Penalties/Yards	5/37	1/5
Fumbles/Lost	0/0	0/0
Possession Time	25:13	34:47



## TEAM NOTES

### THE TEXANS...

- ✦ Held the Chiefs scoreless in the first quarter for the first time since they were held scoreless in Week 11 of 2019 vs. Baltimore
- ✦ Held a team scoreless in the first quarter for the first time since Week 15 of 2019 at Tennessee
- ✦ Held Chiefs QB **Patrick Mahomes** to his third-lowest yards per attempt (6.6) in a game in his career
- ✦ Held the Chiefs to 8.8 yards per completion, which marked their lowest total since the start of the 2018 season
- ✦ Had a quarterback and running back rush for a touchdown in the same game for the third time since the start of the 2019 season
- ✦ Had six players total five-or-more total tackles, which was only the sixth time the Texans have done so in a game since the start of the 2019 season
- ✦ Converted all three red zone opportunities into touchdowns, marking only the third time since the start of the 2019 season the team had a perfect red zone touchdown percentage in a game with at least three red zone touchdowns
- ✦ Gained 360 total net yards (118 rushing, 242 passing) and 21 first downs (eight rushing, 13 passing)
- ✦ Converted 4-of-10 third-down attempts (40.0 percent), 1-of-1 fourth down attempts (100.0 percent), 3-of-3 red zone attempts (100.0 percent) and 3-of-4 goal-to-go attempts (75.0 percent)
- ✦ Held the Chiefs to 203 net passing yards, which was their fifth-lowest total since the start of the 2018 season
- ✦ Averaged 5.4 yards per rushing attempt, which is the sixth-highest mark by Houston since Week 1 of 2019

### SCORING PLAYS

- ✦ 1st Quarter – RB **David Johnson** scored on a 19-yard run to finish off a nine-play, 80-yard drive (5:12) and give Houston a 7-0 lead after K **Ka'imi Fairbairn** made the extra point attempt
- ✦ 4th Quarter – TE **Jordan Akins** caught a 19-yard touchdown pass from QB **Deshaun Watson** to complete a 10-play, 75-yard drive (4:10) and cut the Chiefs' lead to 31-13
- ✦ 4th Quarter – QB **Deshaun Watson** scored on a one-yard run to end a nine-play, 65-yard drive (2:51) and cut the Chiefs' lead to 31-20 after K **Ka'imi Fairbairn** made the extra point attempt

### MISCELLANEOUS NOTES

- ✦ The following six Texans were inactive for the game: CB **Cornell Armstrong**, ILB **Dylan Cole**, WR **Keke Coutee**, FB **Cullen Gillaspia**, OLB **Jonathan Greenard** and T **Charlie Heck**
- ✦ The following two Texans did not play in the game: G/T **Brent Qvale** and QB **AJ McCarron**
- ✦ Kansas City won the toss and elected to defer. Houston received the opening kickoff

- ✦ Finished with two receptions for 39 yards (19.5 avg.) and one receiving touchdown
- ✦ Caught a 19-yard touchdown pass from QB **Deshaun Watson** in the fourth quarter
- ✦ Logged his third career touchdown reception and first since Week 3 of 2019 at the L.A. Chargers
- ✦ Became the first Texans tight end to catch a receiving touchdown in Week 1 since 2013

### ILB ZACH CUNNINGHAM

- ✦ Led the team with eight total tackles (six solo)
- ✦ Recorded six total tackles in the first half, which was tied for the fifth-most by a Texan since Week 1 of 2018

### WR WILL FULLER V

- ✦ Finished with eight receptions for 112 yards (14.0 avg.) and a game-long 31-yard reception
- ✦ Tied for the second-most receptions in a game in his career
- ✦ Logged the sixth-most receiving yards in a game in his career
- ✦ Joined **Andre Johnson** as the only players in franchise history with multiple 100-yard receiving games in Week 1
- ✦ Joined **Andre Johnson** and **DeAndre Hopkins** as the only players in team history with a 100-yard receiving game in each of their first five seasons
- ✦ Tied **Andre Johnson** for the fourth-most receiving yards by a Texans receiver in a Week 1 contest
- ✦ Passed **Arian Foster** (2,268) for the fifth-most receiving yards in Texans history
- ✦ Passed **Ben Tate** (2,279) for the 10th-most scrimmage yards in Texans history
- ✦ Extended his streak to 43 consecutive games with a reception to start his career, which is the second-longest streak in franchise history to start a career and the fourth-longest reception streak in team history
- ✦ Notched the third career game with at least eight receptions and 100 receiving yards
- ✦ Has caught a pass of at least 30 yards in each of his first five seasons in the NFL

### RB DAVID JOHNSON

- ✦ Led the Texans with 77 rushing yards on 11 carries (7.0 avg.) and scored one rushing touchdown
- ✦ Caught three passes for 32 yards (10.7 avg.)
- ✦ Scored the first touchdown of the 2020 NFL season on a 19-yard run in the first quarter to give Houston a 7-0 lead
- ✦ Averaged 7.0 yards per rushing attempt, which was his highest career average in a game (min. 10 attempts)
- ✦ Became the eighth running back since 2004 with at least 6,000 all-purpose yards and 50 total touchdowns in his first 65 career games
- ✦ Joined **Carlos Hyde** and **Lamar Miller** as the only Texans running backs since 2016 with 100 total scrimmage yards and one touchdown in a game
- ✦ Became the first Texans running back to score a rushing touchdown in his first game with the team since **Ben Tate** in 2011
- ✦ Scored the fourth first quarter rushing touchdown by a Texans player since 2018
- ✦ Logged his longest rush since Week 11 of the 2018 season vs. Oakland and the longest rushing touchdown since Week 10 of the 2016 vs. the 49ers, both as a member of the Cardinals
- ✦ Accumulated at least 100 scrimmage yards for the first time

## INDIVIDUAL PLAYER NOTES

### TE JORDAN AKINS

since Week 5 of 2019 when he was a member of the Cardinals

- Recorded the most first half scrimmage yards (62) by a Texans running back since Week 9 of 2019 (**Duke Johnson**)

## OLB JACOB MARTIN

- Finished with two solo tackles and 1.0 sack
- Sacked Chiefs QB **Patrick Mahomes** for a loss of eight yards at the Houston 44-yard line. Martin now owns 7.5 career sacks (2018-20)
- Recorded the first sack by a Texans player on the first drive of a game since he did so in Week 12 of 2019 vs. Indianapolis

## ILB BENARDRICK MCKINNEY

- Finished with seven total tackles (five solo) and one tackle for loss
- Leads the AFC in total tackles since 2016 with 437
- Logged his 35th career tackle for loss, which marks the seventh-most in franchise history
- Tied **Mario Williams** (77) for the fifth-most games with a tackle by a Texans player in their first six seasons

## S ERIC MURRAY

- Finished with seven total tackles (three solo)
- Tallied the second-most total tackles in a game in his career (seven) and was his most since Week 9 of 2018

## CB JOHN REID

- Totaled five solo tackles and one special teams tackle in his first NFL game
- Notched the most solo tackles by a defensive back in Texans history in their NFL debut
- Recorded the third-most solo tackles by a Texans player in their NFL debut
- Tied **Glover Quin** for the second-most total tackles (five) by a Texans defensive back in their first-career NFL game
- Tied for the fifth-most solo tackles by a rookie defensive back in their first game since Week 1 of 2018

## S JUSTIN REID

- Recorded five solo tackles and one pass defended
- Passed **Kareem Jackson** (163) for the ninth-most tackles by a Texans player in their first three seasons
- Became the 12th player in franchise history with a tackle in each of his first 32 games

## QB DESHAUN WATSON

- Completed 20-of-32 passes (62.5 percent) for 253 passing yards, one touchdown, one interception and a 84.5 rating
- Ran for 27 yards and one touchdown on six carries (4.5 avg.)
- Passed **David Carr** (1,235) for the most rushing yards by a quarterback in franchise history and the eighth-most rushing yards by any player in team history
- Tied **Matthew Stafford** for the fourth-most passing touchdowns (72) by a player in their first 39 games
- Registered his seventh game with at least one passing and one rushing touchdown since entering the NFL in 2017, which ranks third in the NFL behind **Dak Prescott** (11) and **Josh Allen** (nine)
- Tied **David Carr** (30) for the second-most games in franchise history with at least 200 passing yards
- Joined **Russell Wilson** and **Cam Newton** as the only quarterbacks with 5,000 passing yards and 700 rushing yards in away games in their first four seasons
- Became the only quarterback in NFL history with three career rushing touchdowns in Arrowhead Stadium

## DE J.J. WATT

- Finished with three total tackles (two solo) and two quarterback hits
- Notched his first two quarterback hits of the season and owns 267 career quarterback hits, which is the most in the NFL since QBHs became an official stat
- Registered his 68th career game with multiple quarterback hits, which tied **Jared Allen** (68) for the most games with multiple quarterback hits in NFL history

# GAME SUMMARIES



## WEEK 2

Baltimore Ravens 33, Houston Texans 16

0 NRG Stadium Houston, Texas Sep 20, 2020



Baltimore Ravens	3	17	3	10	—	33
Houston Texans	0	10	0	6	—	16

### Scoring Drives

TEAM	QTR	TIME	SCORING PLAY	BAL	HOU
Ravens	1	01:14	J.Tucker 32 yd. Field Goal (12-73, 6:57)	3	0
Ravens	2	12:55	P.Ricard 1 yd. pass from L.Jackson (J.Tucker kick) (4-34, 2:05)	10	0
Texans	2	09:45	D.Fells 10 yd. pass from D.Watson (K.Fairbairn kick) (7-75, 3:10)	10	7
Ravens	2	05:31	J.Tucker 39 yd. Field Goal (9-58, 4:14)	13	7
Ravens	2	05:26	L.Fort 22 yd. fumble return (J.Tucker kick)	20	7
Texans	2	00:00	K.Fairbairn 44 yd. Field Goal (7-63, 1:06)	20	10
Ravens	3	06:24	J.Tucker 47 yd. Field Goal (14-60, 8:36)	23	10
Texans	4	14:47	K.Fairbairn 35 yd. Field Goal (14-58, 6:37)	23	13
Ravens	4	11:58	M.Ingram 30 yd. run (J.Tucker kick) (6-75, 2:49)	30	13
Texans	4	08:13	K.Fairbairn 45 yd. Field Goal (10-49, 3:45)	30	16
Ravens	4	03:44	J.Tucker 20 yd. Field Goal (13-71, 4:29)	33	16

### Baltimore Ravens

PASSING	ATT	CP	YDS	SK/YD	TD	LG	INT	RTG
Lamar Jackson	24	18	204	4/27	1	29	0	113.9
<b>TOTAL</b>	<b>24</b>	<b>18</b>	<b>204</b>	<b>4/27</b>	<b>1</b>	<b>29</b>	<b>0</b>	<b>113.9</b>

RUSHING	ATT	YDS	AVG	LG	TD
Gus Edwards	10	73	7.3	22	0
Mark Ingram II	9	55	6.1	30t	1
Lamar Jackson	16	54	3.4	14	0
J.K. Dobbins	2	48	24.0	44	0
<b>TOTAL</b>	<b>37</b>	<b>230</b>	<b>6.2</b>	<b>44</b>	<b>1</b>

RECEIVING	NO	YDS	AVG	LG	TD
Marquise Brown	5	42	8.4	25	0
Miles Boykin	4	38	9.5	14	0
Willie Snead IV	2	29	14.5	22	0
Mark Ingram II	2	22	11.0	18	0
Mark Andrews	1	29	29.0	29	0
Devin Duvernay	1	19	19.0	19	0
J.K. Dobbins	1	13	13.0	13	0
Nick Boyle	1	11	11.0	11	0
Patrick Ricard	1	1	1.0	1t	1
<b>TOTAL</b>	<b>18</b>	<b>204</b>	<b>11.3</b>	<b>29</b>	<b>1</b>

TOP DEFENSE	TOT	SOLO	AST	SCK	YDS	INT
Patrick Queen	9	7	2	0.0	0.0	0
Marlon Humphrey	7	6	1	0.5	0.5	0
Chuck Clark	6	4	2	0.5	4.0	0

FIELD GOALS	FGM/FGA	PERCENT	RESULTS
Justin Tucker	4-4	100.0	(32, 39, 47, 20)
<b>TOTAL</b>	<b>4-4</b>	<b>100.0</b>	

### Houston Texans

PASSING	ATT	CP	YDS	SK/YD	TD	LG	INT	RTG
Deshaun Watson	36	25	275	4/22	1	38	1	89.5
<b>TOTAL</b>	<b>36</b>	<b>25</b>	<b>275</b>	<b>4/22</b>	<b>1</b>	<b>38</b>	<b>1</b>	<b>89.5</b>

RUSHING	ATT	YDS	AVG	LG	TD
David Johnson	11	34	3.1	9	0
Deshaun Watson	5	17	3.4	8	0
Will Fuller V	1	0	0.0	0	0
<b>TOTAL</b>	<b>17</b>	<b>51</b>	<b>3.0</b>	<b>9</b>	<b>0</b>

RECEIVING	NO	YDS	AVG	LG	TD
Jordan Akins	7	55	7.9	12	0
Brandin Cooks	5	95	19.0	38	0
Randall Cobb	5	59	11.8	23	0
Darren Fells	2	23	11.5	13	1
David Johnson	2	16	8.0	9	0
Kenny Stills	2	16	8.0	13	0
Keke Coutee	2	11	5.5	6	0
<b>TOTAL</b>	<b>25</b>	<b>275</b>	<b>11.0</b>	<b>38</b>	<b>1</b>

TOP DEFENSE	TOT	SOLO	AST	SCK	YDS	INT
Zach Cunningham	15	11	4	1.0	8.0	0
Benardrick McKinney	10	3	7	0.0	0.0	0
Justin Reid	10	8	2	0.0	0.0	0

FIELD GOALS	FGM/FGA	PERCENT	RESULTS
Ka'imi Fairbairn	3-3	100.0	(44, 35, 45)
<b>TOTAL</b>	<b>3-3</b>	<b>100.0</b>	

### Team Statistics

	Ravens	Texans
First Downs	23	18
3rd Down Eff. (Made/Att/Pct)	5/14/36%	3/9/33%
4th Down Eff. (Made/Att/Pct)	2/2/100%	0/1/0%
Total Net Yards	407	304
Total Plays	65	57
Yards Per Play	6.3	5.3
Rushes/Net Yards	37/230	17/51
Net Passing	177	253
Pass Attempts/Completions	24/18	36/25
Had Intercepted	0	1
Sacked/Yards Lost	4/27	4/22
Punts/Average	2/47.0	3/46.7
Penalties/Yards	3/21	4/22
Fumbles/Lost	0/0	1/1
Possession Time	34:51	25:09



## TEAM NOTES

### THE TEXANS...

- ✔ Held the Ravens to 177 net passing yards, which marks the fewest allowed since Nov. 21, 2019 vs. Indianapolis
- ✔ Held the Ravens to 5-for-14 on third-down (35.7 percent), which marks the lowest percentage for an opponent since Week 3 of the 2019 season
- ✔ Allowed only 18 completions, which tied for the third-fewest completions allowed in a game for Houston since the beginning of the 2019 season
- ✔ Committed only four penalties for 22 yards, which tied for the fewest penalties in a game by the Texans since the beginning of the 2019 season
- ✔ Totaled 3.0 sacks in the first half, which tied for the fourth-most in the first half of a game in franchise history
- ✔ Totaled 4.0-or-more sacks as a team for the first time since Nov. 3, 2019 against Jacksonville
- ✔ Had three players total 50-or-more receiving yards in a game for the first time since Dec. 1, 2019
- ✔ Had three players record 10-or-more total tackles in a game for the first time since Sept. 29, 2019

### SCORING PLAYS

- ✔ 2nd Quarter – TE **Darren Fells** caught a 10-yard touchdown pass from QB **Deshaun Watson** following a seven-play, 75-yard drive (3:10) to cut the Ravens lead to 10-7 after K **Ka’imi Fairbairn** made the extra point attempt
- ✔ 2nd Quarter – K **Ka’imi Fairbairn** connected on a 44-yard field goal attempt to finish off a seven-play, 63-yard (1:06) drive to cut Baltimore’s lead to 20-10
- ✔ 4th Quarter – K **Ka’imi Fairbairn** made a 35-yard field goal attempt to complete a 14-play, 58-yard drive (6:37) to cut the Ravens’ lead to 23-13
- ✔ 4th Quarter – K **Ka’imi Fairbairn** hit a 45-yard field goal attempt to complete a 10-play, 49-yard drive (3:45) to cut Baltimore’s lead to 30-16

### MISCELLANEOUS NOTES

- ✔ The following six Texans were inactive for the game: CB **Cornell Armstrong**, TE **Pharaoh Brown**, OLB **Jonathan Greenard**, T **Charlie Heck**, RB **Duke Johnson** and ILB **Peter Kalambayi**
- ✔ The following Texans player did not play in the game: QB **AJ McCarron**
- ✔ Houston won the toss and elected to receive. Houston received the opening kickoff

## INDIVIDUAL PLAYER NOTES

### TE JORDAN AKINS

- ✔ Finished with seven receptions for 55 yards (7.9 avg.)
- ✔ Notched a new single-game career-high in receptions while posting the second-most receiving yards
- ✔ Recorded consecutive games with at least 30 receiving yards in a season for the first time in his career

### WR RANDALL COBB

- ✔ Finished with five receptions for 59 yards (11.8 avg.)

- ✔ Logged his 51st career game with at least five receptions and his 57th game with at least 50 receiving yards

### WR BRANDIN COOKS

- ✔ Finished with five receptions for 95 yards (19.0 avg.)
- ✔ Posted the most receiving yards in a game for him since Week 3 of the 2019 season at Cleveland (112)
- ✔ Caught a game-long 38-yard pass from QB **Deshaun Watson** in the second quarter, which was his 19th reception of at least 35 yards since entering the league in 2014

### ILB ZACH CUNNINGHAM

- ✔ Led the team with 15 total tackles (10 solo) and logged 1.0 sack, one tackle for loss and one quarterback hit
- ✔ Notched the third-most total tackles in a game in his career
- ✔ Logged his 14th career game with double-digit tackles, which is the fifth-most in Texans history
- ✔ Sacked Ravens QB **Lamar Jackson** for a loss of eight yards in the second quarter. He now owns 4.5 career sacks
- ✔ Became the fourth player in franchise history with at least 15 total tackles and 1.0 sack in a game and the first since ILB **Benardrick McKinney** in 2016
- ✔ Became the fifth player in franchise history with at least 20 total tackles in the first two games of a season
- ✔ Became the sixth player in Texans history with eight total tackles in each of the first two games of a season
- ✔ Became the first Texans player to record at least six total tackles and 1.0 sack in the first half of a game since ILB **Benardrick McKinney** on Dec. 3, 2017

### K KA’IMI FAIRBAIRN

- ✔ Scored 10 points on three made field goals and one made extra point attempts
- ✔ Posted his 14th career game with 10-or-more points scored, which is the third-most in franchise history
- ✔ Connected on a 44-yard field goal attempt in the second quarter to cut Baltimore’s lead to 20-10
- ✔ Made a 35-yard field goal attempt in the fourth quarter to cut the Ravens’ lead to 23-13
- ✔ Hit a 45-yard field goal attempt in the fourth quarter to cut Baltimore’s lead to 30-16

### WR DARREN FELS

- ✔ Finished with two receptions for 23 yards (11.5 avg.) and one receiving touchdown
- ✔ Caught a 10-yard touchdown pass from QB **Deshaun Watson** in the second quarter to cut the Ravens lead to 10-7
- ✔ Logged his first receiving touchdown of the season and the 18th of his NFL career. He has eight touchdowns since joining the Texans in 2019
- ✔ Remains the only NFL player with at least 12 receiving touchdowns (14) on less than 100 targets since 2017

### RB DAVID JOHNSON

- ✔ Ran for a team-high 34 yards on 11 carries (3.1 avg.) and caught two passes for 16 yards (8.0 avg.)

### ILB BENARDRICK MCKINNEY

- ✔ Finished with 10 total tackles (three solo) and one pass defended
- ✔ Leads the AFC in total tackles since 2016 with 447
- ✔ Became the third-fastest player in franchise history to 500

total tackles

- Became the only player in Texans history to record over 500 total tackles and 10.0 sacks within their first six seasons
- Became the 17th linebacker in NFL history with over 500 total tackles and 10.0 sacks within their first six seasons
- Joined **Brian Cushing** as the only players with over 500 total tackles and 30 tackles for loss in franchise history
- Became the fourth-fastest player in franchise history to 300 solo tackles
- Joined **DeMeco Ryans** as the only linebackers in franchise history with 500 total tackles and 300 solo tackles in their first six seasons
- Notched his first career game with at least 10 total tackles and a pass defended
- Tied **Mario Williams** (77) for the fifth-most games with a tackle by a Texans player in their first six seasons
- Owns 11 career games with double-digit tackles, which ranks tied for the sixth-most in franchise history

## S ERIC MURRAY

- Finished with seven total tackles (three solo)
- Recorded consecutive games with seven total tackles for the first time in his career
- Joined **Jonathan Joseph** as the only defensive backs in franchise history with at least seven total tackles in each of the first two games of a season

## DE CHARLES OMENIHU

- Finished with one total tackle and 1.0 sack
- Sacked Ravens QB **Lamar Jackson** for a loss of nine yards in the third quarter. He now owns 4.0 career sacks
- Has now recorded a sack in each of his first two NFL seasons

## S JUSTIN REID

- Recorded 10 total tackles (eight solo) and one tackle for a loss
- Tied his career-high for total tackles in a game (10)
- Became just the sixth defensive back in franchise history to total at least 10 tackles and a tackle for loss in a game
- Joined DB **Bernard Pollard** as the only defensive backs in Texans history with at least three games of 10 total tackles
- Became the 11th player in franchise history with a tackle in each of his first 33 games

## QB DESHAUN WATSON

- Completed 25-of-36 passes (69.4 percent) for 275 yards, one touchdown, one interception and an 89.5 rating
- Ran for 17 yards on five carries (3.4 avg.)
- Completed a 10-yard touchdown pass to TE **Darren Fells** in the second quarter to cut the Ravens lead to 10-7
- Became the first player in NFL history with at least 10,000 passing yards and 1,000 rushing yards in their first 40 career games
- Joined **Kurt Warner** as the only players in NFL history to record 10,000 passing yards with a passer rating better than 100.0 in their first 40 games. Watson also became the fourth quarterback in NFL history with at least 10,000 passing yards and an average of 8.0 yards per pass attempt within their first four seasons
- Became the first quarterback in NFL history to reach 10,000

passing yards with a completion percentage better than 66.0 in a player's first 40 NFL games

- Owns the sixth-most passing touchdowns (73) by a player in their first 40 career games in NFL history
- Joined **Matt Schaub** as the only players in franchise history with at least 250 passing yards in each of the first two games of a season. He also joined Schaub as the only quarterbacks in franchise history with at least 20 completions in each of the first two games of a season
- Passed **David Carr** (30) for the second-most games in franchise history with at least 200 passing yards

## DE J.J. WATT

- Finished with two solo tackles, 2.0 sacks, two tackles for loss, one pass defended and three quarterback hits
- Sacked Ravens QB **Lamar Jackson** for a loss of four yards in the first quarter
- Sacked Ravens QB **Lamar Jackson** for a loss of six yards in the second quarter
- Logged his 10th career game with at least 2.0 sacks and one pass defended, joining **Julius Peppers** (11) as the only players to accomplish the feat in 10-or-more career games
- Posted his 26th career multi-sack game, which is the most in franchise history, the most in the NFL since 2011, the second-most in NFL history through 114 games and tied for the 13th-most in NFL history
- Registered his 69th career game with multiple quarterback hits, which passed **Jared Allen** (68) for the most games with multiple quarterback hits in NFL history
- Notched his 44th career game with multiple tackles for loss, which is the most in the NFL since 2011, the most in franchise history and tied for the second-most in NFL history with **Jared Allen**, trailing only **Terrell Suggs**
- Passed three players (97.5) for 36th on the NFL's all-time sack list
- Owns a franchise-record 98.0 career sacks, which is the second-most in the NFL since 2011 and the fourth-most in NFL history through 114 games
- Logged his first two tackles for loss of the season and now owns 160 career tackles for loss, which is the most in the NFL since TFLs became an official stat
- Notched his fifth quarterback hit of the season and owns 270 career quarterback hits, which is the most in the NFL since QBHs became an official stat
- Notched his first pass defended of the season and owns the eighth-most career passes defended (55) by a defensive lineman in NFL history. He tied **Carlos Dunlap** (55) for the most passes defended by a defensive lineman since 2011
- Posted 2.0 sacks in the first half, which was his fifth career game with at least 2.0 sacks in the first half of a game
- Passed **Cameron Jordan** and **Carlos Dunlap** (38) for the seventh-most games with a pass defended by a defensive lineman in NFL history
- Passed **Jonathan Joseph** (482) for the fifth-most total tackles in franchise history
- Became the first Texans player with a sack in nine different seasons
- Tied **Kareem Jackson** and **Jonathan Joseph** for the most seasons with a pass defended (nine) in franchise history

# GAME SUMMARIES



21

## WEEK 3

Houston Texans 21, Pittsburgh Steelers 28  
 @ Heinz Field @ Pittsburgh, Pa. @ Sep 27, 2020



28

Houston Texans	7	14	0	0	—	21
Pittsburgh Steelers	3	14	3	8	—	28

### Scoring Drives

TEAM	QTR	TIME	SCORING PLAY	HOU	PIT
Steelers	1	08:55	C.Boswell 33 yd. Field Goal (11-63, 5:11)	0	3
Texans	1	06:01	R.Cobb 28 yd. pass from D.Watson (K.Fairbairn kick) (7-74, 2:54)	7	3
Texans	2	11:32	Da.Johnson 2 yd. run (K.Fairbairn kick) (9-54, 3:58)	14	3
Steelers	2	05:05	E.Ebron 10 yd. pass from B.Roethlisberger (C.Boswell kick) (12-75, 6:27)	14	10
Steelers	2	01:14	J.Smith-Schuster 26 yd. pass from B.Roethlisberger (C.Boswell kick) (7-63, 1:24)	14	17
Texans	2	00:24	W.Fuller 14 yd. pass from D.Watson (K.Fairbairn kick) (5-75, 0:50)	21	17
Steelers	3	09:54	C.Boswell 26 yd. Field Goal (12-62, 5:06)	21	20
Steelers	4	06:24	J.Conner 12 yd. run (B.Roethlisberger-J.Smith-Schuster pass) (12-79, 7:03)	21	28

### Houston Texans

PASSING	ATT	CP	YDS	SK/YD	TD	LG	INT	RTG
Deshaun Watson	27	19	264	5/33	2	34	1	110.7
TOTAL	27	19	264	5/33	2	34	1	110.7

RUSHING	ATT	YDS	AVG	LG	TD
David Johnson	13	23	1.8	5	1
Deshaun Watson	1	5	5.0	5	0
C.J. Prosise	1	1	1.0	1	0
TOTAL	15	29	1.9	5	1

RECEIVING	NO	YDS	AVG	LG	TD
Randall Cobb	4	95	23.8	34	1
Will Fuller V	4	54	13.5	17	1
Kenny Stills	3	35	11.7	20	0
Brandin Cooks	3	23	7.7	20	0
Jordan Akins	2	28	14.0	20	0
David Johnson	2	23	11.5	20	0
Cullen Gillaspia	1	6	6.0	6	0
TOTAL	19	264	13.9	34	2

TOP DEFENSE	TOT	SOLO	AST	SCK	YDS	INT
Benardrick McKinney	11	7	4	0.0	0.0	0
Zach Cunningham	11	8	3	0.0	0.0	0
Justin Reid	6	4	2	0.0	0.0	0

FIELD GOALS	FGM/FGA	PERCENT	RESULTS
No Field Goals			

### Pittsburgh Steelers

PASSING	ATT	CP	YDS	SK/YD	TD	LG	INT	RTG
Ben Roethlisberger	36	23	237	2/19	2	26	0	101.3
TOTAL	36	23	237	2/19	2	26	0	101.3

RUSHING	ATT	YDS	AVG	LG	TD
James Conner	18	109	6.1	25	1
Anthony McFarland	6	42	7.0	20	0
Benny Snell Jr.	7	11	1.6	4	0
Diontae Johnson	1	9	9.0	9	0
Jaylen Samuels	1	1	1.0	1	0
Ben Roethlisberger	5	-3	-0.6	2	0
TOTAL	38	169	4.4	25	1

RECEIVING	NO	YDS	AVG	LG	TD
Eric Ebron	5	52	10.4	17	1
James Washington	5	36	7.2	15	0
JuJu Smith-Schuster	4	43	10.8	26t	1
James Conner	4	40	10.0	13	0
Vance McDonald	3	35	11.7	15	0
Chase Claypool	1	24	24.0	24	0
Anthony McFarland	1	7	7.0	7	0
TOTAL	23	237	10.3	26T	2

TOP DEFENSE	TOT	SOLO	AST	SCK	YDS	INT
Mike Hilton	7	7	0	0.0	0.0	1
Minkah Fitzpatrick	5	5	0	0.0	0.0	0
Devin Bush	4	2	2	0.5	3.0	0

FIELD GOALS	FGM/FGA	PERCENT	RESULTS
Chris Boswell	2-2	100.0	(33, 26)
TOTAL	2-2	100.0	

### Team Statistics

	Texans	Steelers
First Downs	13	25
3rd Down Eff. (Made/Att/Pct)	5/12/42%	8/18/44%
4th Down Eff. (Made/Att/Pct)	0/0/0%	2/2/100%
Total Net Yards	260	387
Total Plays	47	76
Yards Per Play	5.5	5.1
Rushes/Net Yards	15/29	38/169
Net Passing	231	218
Pass Attempts/Completions	27/19	36/23
Had Intercepted	1	0
Sacked/Yards Lost	5/33	2/19
Punts/Average	6/48.5	4/44.3
Penalties/Yards	4/49	2/14
Fumbles/Lost	0/0	1/0
Possession Time	23:09	36:51



## TEAM NOTES

### THE TEXANS...

- ✔ Held the Steelers to 218 net passing yards, which marked the third consecutive game Houston held an opponent to fewer than 220 net passing yards this season. The last time the Texans held their opponent to less than 220 net passing yards in three consecutive games was Weeks 5-7 of the 2018 season
- ✔ Own the franchise's highest red zone scoring percentage (100.0 percent) and red zone touchdown percentage (85.7 percent) through the first three games of a season
- ✔ Had five different players record a reception of at least 20 yards in the first half of a game for the first time in franchise history. TE **Jordan Akins**, WR **Randall Cobb**, WR **Brandin Cooks**, RB **David Johnson** and WR **Kenny Stills** each caught one from QB **Deshaun Watson**
- ✔ Had three different players record a reception of at least 15 yards in the first quarter for the first time since Week 13 of 2018 (vs. Cleveland)
- ✔ Notched at least 10 passing first downs in the first half of a game, which marked the first time since Week 6 of 2019 at Kansas City
- ✔ Converted 5-of-12 third-down attempts (42.0 percent), 2-of-2 red zone attempts (100.0 percent) and 1-of-1 goal-to-go attempts (100.0 percent)
- ✔ Held the Steelers to 8-for-18 on third-down attempts (44.4 percent), 2-of-5 on red zone trips (40.0 percent) and 1-for-3 on goal-to-go attempts (33.3 percent)
- ✔ Compiled two sacks as a team and now have seven sacks this season

### SCORING PLAYS

- ✔ 1st Quarter – WR **Randall Cobb** caught a 28-yard touchdown pass from QB **Deshaun Watson** to complete a seven-play, 74-yard drive (2:54) and give Houston a 7-3 lead after K **Ka'imi Fairbairn** made the extra point attempt
- ✔ 2nd Quarter – RB **David Johnson** scored on a two-yard run to finish off a nine-play, 54-yard drive (3:58) and extend Houston's lead to 14-3 after K **Ka'imi Fairbairn** made the extra point attempt
- ✔ 2nd Quarter – WR **Will Fuller V** grabbed a 14-yard touchdown pass from QB **Deshaun Watson** to end a five-play, 75-yard drive (0:50) and give Houston a 21-17 lead after K **Ka'imi Fairbairn** made the extra point attempt

### MISCELLANEOUS NOTES

- ✔ The following six Texans were inactive for the game: CB **Cornell Armstrong**, DT **Ross Blacklock**, OLB **Jonathan Greenard**, T **Charlie Heck**, RB **Duke Johnson** and ILB **Peter Kalambayi**
- ✔ The following two Texans players did not play in the game: WR **Keke Coutee** and QB **AJ McCarron**
- ✔ Pittsburgh won the toss and elected to defer. Houston received the opening kickoff

## INDIVIDUAL PLAYER NOTES

### TE JORDAN AKINS

- ✔ Finished with two receptions for 28 yards (14.0 avg.)

- ✔ Passed **J. Fiedorowicz** (754) for the second-most receiving yards by a tight end in their first three seasons in franchise history

### WR RANDALL COBB

- ✔ Finished with four receptions for 95 yards (23.8 avg.)
- ✔ Caught a 28-yard touchdown pass from QB **Deshaun Watson** in the first quarter to give Houston a 7-3 lead
- ✔ Logged his first touchdown as a member of the Texans and his 45th career touchdown reception (2011-20)
- ✔ Posted the most receiving yards in a game for him since Week 11 of 2019 at Detroit as a member of Dallas (115)
- ✔ Logged his 57th career game with at least 50 receiving yards
- ✔ Became the ninth player in NFL history with at least 45 receiving touchdowns, one kickoff return touchdown and one punt return touchdown
- ✔ Joined **Emmanuel Sanders** as the only wide receivers to catch a touchdown pass in each of the last 10 seasons. The only other NFL players to accomplish the feat are **Jimmy Graham** and **Greg Olsen**

### ILB ZACH CUNNINGHAM

- ✔ Finished with 10 total tackles (eight solo)
- ✔ Logged his 15th career game with double-digit tackles, which is tied for the fourth-most in Texans history
- ✔ Owns the most total tackles (31) in Texans history through the first three games of a season
- ✔ Passed **Jay Foreman** (352) for the tenth-most total tackles in franchise history
- ✔ Passed **Brian Cushing** (354) for the third-most tackles in Texans history by a player in their first four seasons
- ✔ Recorded consecutive games with at least 10 total tackles for the sixth time in his career
- ✔ Notched a franchise-best 22 solo tackles through the first three games of a season
- ✔ Became the 10th linebacker in the NFL since the beginning of 2015 with at least 30 total tackles and 1.0 sack through the first three weeks of a season

### WR WILL FULLER V

- ✔ Finished with four receptions for 54 yards (13.5 avg.) and one receiving touchdown
- ✔ Grabbed a 14-yard touchdown pass from QB **Deshaun Watson** at the end of the second quarter to give Houston a 21-17 lead
- ✔ Caught his first touchdown of the season and now owns 17 touchdowns in his NFL career (2016-20)
- ✔ Has logged 15 touchdown receptions from QB **Deshaun Watson** in just 25 games played together
- ✔ Became the second wide receiver and fifth NFL player with over 15 receiving touchdowns on less than 200 targets since 2017, joining **Darren Fells**, **Mark Andrews**, **Tyrell Williams** and **Cameron Brate**
- ✔ Tied **Lamar Miller** and **Corey Bradford** (18) for the seventh-most overall touchdowns in franchise history

### CB VERNON HARGREAVES III

- ✔ Finished with six solo tackles and one pass defended
- ✔ Recorded consecutive games with at least one pass defended for the seventh time in his career
- ✔ Notched at least seven total tackles in a game for the first time since Week 2 of 2019 when he was a member of the

## Buccaneers

### RB DAVID JOHNSON

- ✎ Ran for a team-high 23 yards on 13 carries (1.8 avg.) and one touchdown
- ✎ Caught two passes for 23 yards (11.5 avg.)
- ✎ Scored on a two-yard run in the second quarter to extend Houston's lead to 14-3
- ✎ Logged his second rushing touchdown of the season (Week 1) and 35th of his NFL career (2015-20)
- ✎ Became the first player since **Thurman Thomas** (1993) to register 35 rushing touchdowns and 15 receiving touchdowns in their first six seasons. Johnson joins **Thomas** (1988-93), **Abner Haynes** (1960-65), **Chuck Foreman** (1973-78), **Marcus Allen** (1982-87) and **Roger Craig** (1983-88) as the only players in NFL history with over 35 rushing touchdowns and 15 receiving touchdowns in their first six seasons
- ✎ Became the seventh running back since 2005 with at least 5,000 yards from scrimmage and 50 offensive touchdowns in his first 65 career NFL games
- ✎ Notched his 34th reception of at least 20 yards since 2015, which leads all NFL running backs in that span

### ILB BENARDRICK MCKINNEY

- ✎ Finished with 11 total tackles (eight solo)
- ✎ Leads the AFC in total tackles since 2016 with 458
- ✎ Owns 12 career games with double-digit tackles, which is the fifth-most in franchise history
- ✎ Became the fourth player in franchise history with 25 total tackles, one pass defended and one tackle for loss in the first three games of a season
- ✎ Recorded consecutive games with at least 10 total tackles for the second time in his career

### S A.J. MOORE JR.

- ✎ Finished with three total tackles (two solo), one quarterback hit and one special teams tackle
- ✎ Logged his first special teams tackles of the season and tied **Derek Watt** (24) for the third-most special teams tackles in the NFL since the beginning of the 2018 season

### S ERIC MURRAY

- ✎ Finished with five solo tackles, one quarterback hit, one pass defended and one forced fumble
- ✎ Notched his first pass defended as a member of the Texans and the first forced fumble of his career

### DE CHARLES OMENIHU

- ✎ Sacked QB **Ben Roethlisberger** for a loss of 10 yards in the first quarter on 3rd-and-5 at the Steelers' 18-yard line
- ✎ Owns 2.0 sacks this season and 5.0 sacks in his NFL career (2019-20)
- ✎ Recorded games with consecutive sacks for the first time in his career
- ✎ Became the seventh player in franchise with at least 2.0 sacks in each of their first two seasons
- ✎ Joined **Whitney Mercilus** as the only Texans players with at least 1.0 sack in two of the first three games of a season since 2017

### S JUSTIN REID

- ✎ Recorded six total tackles (four solo)

- ✎ Tied for the sixth-most tackles (21) by a Texans defensive back within the first three games of a season
- ✎ Joined **Bernard Pollard** and **Kareem Jackson** as the only defensive backs with 20 total tackles, one pass defended and one tackle for loss in the first three games of a season

### CB BRADLEY ROBY

- ✎ Recorded two solo tackles and one pass defended
- ✎ Became the sixth defensive back in the NFL with a pass defended and tackle for loss in each of the past four seasons

### DE CARLOS WATKINS

- ✎ Finished with two solo tackles and 1.0 sack
- ✎ Sacked QB **Ben Roethlisberger** for a nine-yard loss in the third quarter on 1st-and-10 at the Steelers' 28-yard line
- ✎ Posted his first sack of the season and now owns 1.0 sack in each season since 2018

### QB DESHAUN WATSON

- ✎ Completed 19-of-27 passes (70.4 percent) for 264 yards, two touchdowns, one interception and a 110.7 rating
- ✎ Ran for five yards on one carry (5.0 avg.)
- ✎ Completed a 28-yard touchdown pass to WR **Randall Cobb** in the first quarter to give Houston a 7-3 lead
- ✎ Threw a 14-yard touchdown pass to WR **Will Fuller V** at the end of the second quarter to give Houston a 21-17 lead
- ✎ Owns four touchdown passes this season and 75 in his NFL career (2017-20)
- ✎ Notched his 22nd career game with multiple touchdown passes, which marks the second-most in team history
- ✎ Notched the third-highest quarterback rating (150.5) in the first half of a game in franchise history and the highest since Week 10 of 2011 (**Matt Schaub** at Tampa Bay)
- ✎ Became the sixth quarterback in NFL history with 75 passing touchdowns in their first 41 games
- ✎ Recorded his first game with a 70.0 completion percentage or better since Week 15 of 2019 at Tennessee
- ✎ Became the fourth quarterback in NFL history to total 10,000 passing yards and 75 passing touchdowns in their first 41 career games
- ✎ Became the first quarterback in franchise history to throw for at least 250 passing yards in each of the first three games of a season
- ✎ Became the fourth quarterback in the NFL this season with at least 200 passing yards and two touchdowns in the first half of a game
- ✎ Tied **Carson Palmer** (17) for the fourth-most games with a 70.0 completion percentage or better in a quarterback's first four NFL seasons
- ✎ Tied three players for the seventh-most games (15) with at least 250 passing yards and two passing touchdowns in a players first 41 career games
- ✎ Totaled at least 200 passing yards and two passing touchdowns in the first half for the second time in his career
- ✎ Recorded at least 200 passing yards in the first half for the first time since Week 8 of 2017 at Seattle

### DE J.J. WATT

- ✎ Finished with four total tackles (one solo)
- ✎ Passed **Chester Pitts** (114) for the eighth-most games played in franchise history

## GAME SUMMARIES



# GAME SUMMARIES



## WEEK 4

Minnesota Vikings 31, Houston Texans 23  
12,102 NRG Stadium Houston, Texas Oct 4, 2020



Minnesota Vikings	7	10	7	7	—	31
Houston Texans	0	6	10	7	—	23

### Scoring Drives

TEAM	QTR	TIME	SCORING PLAY	MIN	HOU
Vikings	1	05:11	D.Cook 5 yd. run (D.Bailey kick) (7-56, 4:13)	7	0
Vikings	2	12:45	D.Bailey 31 yd. Field Goal (7-22, 3:26)	10	0
Texans	2	08:50	K.Fairbairn 50 yd. Field Goal (10-43, 3:55)	10	3
Vikings	2	02:00	D.Cook 7 yd. run (D.Bailey kick) (12-75, 6:53)	17	3
Texans	2	00:27	K.Fairbairn 28 yd. Field Goal (8-58, 1:26)	17	6
Texans	3	09:52	W.Fuller 24 yd. pass from D.Watson (K.Fairbairn kick) (7-73, 3:02)	17	13
Texans	3	05:33	K.Fairbairn 25 yd. Field Goal (6-48, 1:54)	17	16
Vikings	3	00:46	A.Thielen 9 yd. pass from K.Cousins (D.Bailey kick) (8-75, 4:49)	24	16
Vikings	4	10:54	A.Mattison 4 yd. run (D.Bailey kick) (6-73, 3:20)	31	16
Texans	4	05:59	K.Stills 24 yd. pass from D.Watson (K.Fairbairn kick) (9-77, 4:58)	31	23

### Minnesota Vikings

PASSING	ATT	CP	YDS	SK/YD	TD	LG	INT	RTG
Kirk Cousins	22	16	260	3/12	1	39	0	127.1
<b>TOTAL</b>	<b>22</b>	<b>16</b>	<b>260</b>	<b>3/12</b>	<b>1</b>	<b>39</b>	<b>0</b>	<b>127.1</b>

RUSHING	ATT	YDS	AVG	LG	TD
Dalvin Cook	27	130	4.8	15	2
Alexander Mattison	7	17	2.4	4t	1
Adam Thielen	1	8	8.0	8	0
Kirk Cousins	4	5	1.3	5	0
C.J. Ham	1	2	2.0	2	0
<b>TOTAL</b>	<b>40</b>	<b>162</b>	<b>4.1</b>	<b>15</b>	<b>3</b>

RECEIVING	NO	YDS	AVG	LG	TD
Adam Thielen	8	114	14.3	39	1
Justin Jefferson	4	103	25.8	29	0
Kyle Rudolph	2	27	13.5	19	0
Dalvin Cook	2	16	8.0	11	0
<b>TOTAL</b>	<b>16</b>	<b>260</b>	<b>16.3</b>	<b>39</b>	<b>1</b>

TOP DEFENSE	TOT	SOLO	AST	SCK	YDS	INT
Eric Kendricks	12	7	5	0.0	0.0	0
Eric Wilson	9	3	6	0.0	0.0	0
Anthony Harris	5	3	2	0.0	0.0	0

FIELD GOALS	FGM/FGA	PERCENT	RESULTS
Dan Bailey	1-2	50.0	(31) 55WR
<b>TOTAL</b>	<b>1-2</b>	<b>50.0</b>	

### Houston Texans

PASSING	ATT	CP	YDS	SK/YD	TD	LG	INT	RTG
Deshaun Watson	33	20	300	3/10	2	43	0	110.7
<b>TOTAL</b>	<b>33</b>	<b>20</b>	<b>300</b>	<b>3/10</b>	<b>2</b>	<b>43</b>	<b>0</b>	<b>110.7</b>

RUSHING	ATT	YDS	AVG	LG	TD
David Johnson	16	63	3.9	15	0
Duke Johnson	5	24	4.8	8	0
Deshaun Watson	5	9	1.8	5	0
<b>TOTAL</b>	<b>26</b>	<b>96</b>	<b>3.7</b>	<b>15</b>	<b>0</b>

RECEIVING	NO	YDS	AVG	LG	TD
Will Fuller V	6	108	18.0	43	1
Jordan Akins	3	46	15.3	26	0
Duke Johnson	3	21	7.0	15	0
Kenny Stills	2	39	19.5	24t	1
Randall Cobb	2	36	18.0	23	0
David Johnson	2	29	14.5	16	0
Darren Fells	2	21	10.5	14	0
<b>TOTAL</b>	<b>20</b>	<b>300</b>	<b>15.0</b>	<b>43</b>	<b>2</b>

TOP DEFENSE	TOT	SOLO	AST	SCK	YDS	INT
Zach Cunningham	10	7	3	0.0	0.0	0
Benardrick McKinney	9	4	5	0.0	0.0	0
Bradley Roby	7	6	1	0.0	0.0	0

FIELD GOALS	FGM/FGA	PERCENT	RESULTS
Ka'imi Fairbairn	3-3	100.0	(50, 28, 25)
<b>TOTAL</b>	<b>3-3</b>	<b>100.0</b>	

### Team Statistics

	Vikings	Texans
First Downs	24	20
3rd Down Eff. (Made/Att/Pct)	5/12/42%	3/12/25%
4th Down Eff. (Made/Att/Pct)	1/1/100%	1/2/50%
Total Net Yards	410	386
Total Plays	65	62
Yards Per Play	6.3	6.2
Rushes/Net Yards	40/162	26/96
Net Passing	248	290
Pass Attempts/Completions	22/16	33/20
Had Intercepted	0	0
Sacked/Yards Lost	3/12	3/10
Punts/Average	4/41.5	4/50.3
Penalties/Yards	4/36	2/15
Fumbles/Lost	0/0	3/1
Possession Time	36:31	23:29

## TEAM NOTES

### THE TEXANS...

- Committed only two penalties for 15 yards, which was the fewest in a game for Houston since Week 17 of the 2018 season against Jacksonville
- Held the Vikings to 248 net passing yards, which marked the fourth-consecutive game Houston held an opponent to fewer than 250 net passing yards this season. The last time the Texans held their opponent to less than 250 net passing yards in four consecutive games was Weeks 1-4 of the 2016 season
- Gained a season-high 386 total net yards (96 rushing and 290 passing) and 20 first downs (five rushing, 12 passing, three by penalty)
- Recorded the most quarterback hits (nine) in a game this season and compiled 3.0 sacks as a team
- Recorded a 50.3 gross punting average, which was the highest in a game since Week 8 of 2019 against Oakland
- Returned two kickoffs for 51 yards (25.5 avg.), which was the highest average in a game this season

### SCORING PLAYS

- 2nd Quarter – K **Ka’imi Fairbairn** connected on a 50-yard field goal attempt following a 10-play, 43-yard drive (3:55) to cut the Vikings’ lead to 10-3
- 2nd Quarter – K **Ka’imi Fairbairn** made a 28-yard field goal attempt following an eight-play, 58-yard drive (1:26) to cut the Vikings’ lead to 17-6
- 3rd Quarter – WR **Will Fuller V** caught a 24-yard touchdown pass from QB **Deshaun Watson** to complete a seven-play, 73-yard drive (3:02) and cut the Vikings’ lead to 17-13 after K **Ka’imi Fairbairn** made the extra point attempt
- 3rd Quarter – K **Ka’imi Fairbairn** hit a 25-yard field goal attempt following a six-play, 48-yard drive (1:51) to cut the Vikings’ lead to 17-16
- 4th Quarter – WR **Kenny Stills** grabbed a 24-yard touchdown pass from QB **Deshaun Watson** to finish off a nine-play, 77-yard drive (4:58) and cut Minnesota’s lead to 31-23 after K **Ka’imi Fairbairn** made the extra point attempt

### MISCELLANEOUS NOTES

- The following six Texans were inactive for the game: CB **Cornell Armstrong**, WR **Keke Coutee**, FB **Cullen Gillaspia**, T **Charlie Heck** and ILB **Peter Kalambayi**
- The following Texans player did not play in the game: QB **AJ McCarron**
- Minnesota won the toss and elected to defer. Houston received the opening kickoff

## INDIVIDUAL PLAYER NOTES

### TE JORDAN AKINS

- Finished with three receptions for 46 yards (15.3 avg.)
- Recorded four straight games with at least 25 receiving yards for the first time in his NFL career

### P BRYAN ANGER

- Punted four times for 201 yards (50.3 avg.), including a season-long 59-yard punt

- Recorded a 50.3 gross punting average, which was the highest for the Texans since Week 8 of 2019 vs. Oakland

### ILB ZACH CUNNINGHAM

- Tied for the team lead with 10 total tackles (seven solo)
- Logged his 15th career game with double-digit tackles, which is the fourth-most in Texans history
- Passed **Bernard Pollard** (41) for the most total tackles by a Texans player in the first four games of a season
- Joined **DeMeco Ryans** and **Benardrick McKinney** as the only players in team history with 10 tackles in three of the first four games of a season
- Recorded consecutive games with at least 10 total tackles for the seventh time in his career

### DT BRANDON DUNN

- Logged four total tackles (one solo) and two quarterback hits
- Recorded his first game with multiple quarterback hits in his NFL career

### K KA’IMI FAIRBAIRN

- Scored 11 points on three made field goals and two made extra point attempts
- Posted his second game this season with 10-or-more points scored (Week 2) and 15th career double-digit scoring game, which is the third-most in franchise history
- Connected on a season-long 50-yard field goal attempt in the second quarter to cut the Vikings’ lead to 10-3
- Made a 28-yard field goal attempt in the second quarter to cut the Vikings’ lead to 17-6
- Hit a 25-yard field goal attempt in the third quarter to cut the Vikings’ lead to 17-16

### WR WILL FULLER V

- Finished with six receptions for 108 yards (18.0 avg.) and one receiving touchdown
- Caught a 24-yard touchdown pass from QB **Deshaun Watson** in the third quarter to cut the Vikings’ lead to 17-13
- Caught his second touchdown of the season and now owns 18 touchdowns in his NFL career (2016-20)
- Has logged 16 touchdown receptions from QB **Deshaun Watson** in just 26 games played together
- Posted his 10th career game with at least 100 receiving yards, which marks the third-most in Texans history
- Remains only the second wide receiver and fifth NFL player with over 15 receiving touchdowns on less than 200 targets since 2017, joining **Darren Fells**, **Mark Andrews**, **Tyrell Williams** and **Cameron Brate**
- Tied **DeAndre Hopkins** (18) for the most touchdown receptions through his first 46 career games in team history
- Passed **Owen Daniels** (17) for the third-most receiving touchdowns by a Texans player in their first five seasons
- Became the fifth player in franchise history with at least 2,500 receiving yards and the third-fastest to do so
- Eclipsed **Jabar Gaffney** (171) for the sixth-most receptions in Texans history
- Passed **Lamar Miller** and **Corey Bradford** (18) for the seventh-most overall touchdowns in franchise history
- Became the fourth wide receiver in team history with at least two receiving touchdowns in five consecutive seasons
- Joined **DeAndre Hopkins** and **Andre Johnson** as the only receivers in franchise history with a 40+ yard reception in

each of their first five seasons

## DT P.J. HALL

- Finished with single-game career-high six total tackles (two solo) and 1.0 sack
- Sacked Vikings QB **Kirk Cousins** in the third quarter for a loss of two yards on 2nd-and-8 at the Vikings' 40-yard line
- Became the seventh defensive tackle in franchise history to total at least six tackles and 1.0 sack in a game and the first since **Amobi Okoye** in Week 6 of 2010 against Kansas City
- Notched four consecutive games with at least three total tackles for the first time in his career
- Logged his first sack since Week 9 of 2019 vs. Detroit as a member of the Raiders. He now owns 2.5 career sacks

## RB DAVID JOHNSON

- Ran for a team-high 63 yards on 16 carries (3.9 avg.) and caught two passes for 29 yards (14.5 avg.)
- Logged his 30th career game with at least 90 yards from scrimmage, which is tied for the sixth-most in the NFL among running backs since 2015

## RB DUKE JOHNSON

- Ran for 24 yards on five carries (4.8 avg.) and caught three passes for 21 yards (7.0 avg.)
- Tied **Lamar Miller** and **Le'Veon Bell** (76) for the ninth-most games with a reception by a running back in their first six seasons since 2000
- Tied **Reggie Bush** (67) for the eighth-most multi-reception games by a running back in their first six years since 2000
- Passed **Jonathan Grimes** (429) for the seventh-most receiving yards by a running back in Texans history

## ILB BENARDRICK MCKINNEY

- Tied for the team lead with 10 total tackles (five solo)
- Leads the AFC in total tackles since 2016 with 468
- Owns 13 career games with double-digit tackles, which is the sixth-most in franchise history
- Recorded three straight games with at least 10 total tackles for the first time in his career
- Joined **DeMeco Ryans** and **Zach Cunningham** as the only players in franchise history with 10 total tackles in three of the first four games of a season

## OLB WHITNEY MERCILUS

- Finished with four total tackles (two solo), 2.0 sacks and three quarterback hits
- Sacked Vikings QB **Kirk Cousins** in the first quarter for a loss of five yards on 3rd-and-8 at the Houston 47-yard line
- Sacked QB **Kirk Cousins** in the third quarter for a loss of five yards on 2nd-and-6 at the Minnesota 27-yard line
- Posted his first two sacks of the season and now owns 52.0 career sacks, which is the third-most in franchise history
- Notched his third tackle for loss of the season and owns 66 in his career, which is the third-most in team history
- Passed **Mario Williams** for the second-most multi-sack games in franchise history (13)
- Eclipsed **Jadeveon Clowney** (64) for the second-most tackles for loss in franchise history
- Posted his first three quarterback hits of the season and has 108 in his career, which is second-most in team history
- Logged his 25th career game with multiple quarterback hits,

which is fourth-most in franchise history

- Tallied his 18th career game with multiple tackles for loss, which passes **Jadeveon Clowney** (17) for second-most in team history
- Joined **J. Watt** as the only Texans players in franchise history with a sack in nine different seasons and multi-sack games in at least six different seasons

## CB BRADLEY ROBY

- Recorded seven total tackles (six solo) and two passes defended
- Notched his 70th and 71st career pass defended
- Posted his first game with multiple passes defended since Week 16 of 2019 against Tampa Bay
- Tied for the fourth-most total tackles in a game in his career
- Joined **Johnathan Joseph** as the only Texans players with at least seven total tackles and two passes defended in a game in the past two seasons

## WR KENNY STILLIS

- Caught two passes for 39 yards (19.5 avg.) and one touchdown
- Grabbed a 24-yard touchdown pass from QB **Deshaun Watson** in the fourth quarter to cut the Vikings' lead to 31-23
- Posted his 26th career touchdown reception of at least 20 yards, which is the second-most in the NFL since 2013
- Logged his first receiving touchdown of the season and the 37th of his NFL career (2013-20)
- Became the first Texans player to score a receiving touchdown on fourth down since **Jordan Thomas** in Week 8 of 2018 against Miami

## S MICHAEL THOMAS

- Recorded his second special teams tackle of the season and owns an NFL-best 65 special teams tackles since 2015

## QB DESHAUN WATSON

- Completed 20-of-33 passes (60.6 percent) for 300 yards, two touchdowns, no interceptions and a 110.7 rating
- Completed a 24-yard touchdown pass to WR **Will Fuller V** in the third quarter to cut the Vikings' lead to 17-13
- Threw a 24-yard touchdown pass to WR **Kenny Stills** in the fourth quarter to cut the Vikings' lead to 31-23
- Owns six touchdown passes this season and 77 in his NFL career (2017-20)
- Threw his 16th touchdown pass to WR **Will Fuller V** in 26 games played together
- Notched his 23rd career game with multiple touchdown passes, which marks the second-most in team history
- Recorded his first 300-yard passing game of the season and his first since Week 7 of 2019 at Indianapolis
- Became the first quarterback in franchise history to throw for at least 250 passing yards in each of the first four games of a season
- Became the only quarterback in the past two seasons with at least 250 passing yards and one touchdown pass in each of the first four games of a season, which is also tied for the longest streak in franchise history
- Eclipsed 1,000 passing yards within the first four games of a season for the second time in his career
- Passed **Carson Wentz** (10,696) for the eighth-most passing yards by a quarterback in their first 42 career games



GAME SUMMARIES

# GAME SUMMARIES



## WEEK 5

Jacksonville Jaguars 14, Houston Texans 30

12,413 NRG Stadium Houston, Texas Oct 11, 2020



Jacksonville Jaguars	0	7	0	7	—	14
Houston Texans	0	10	3	17	—	30

### Scoring Drives

TEAM	QTR	TIME	SCORING PLAY	JAX	HOU
Texans	2	14:07	K.Fairbairn 36 yd. Field Goal (17-73, 7:35)	0	3
Jaguars	2	06:33	K.Cole Sr. 13 yd. pass from G.Minshew II (S.Hauschka kick) (12-75, 7:34)	7	3
Texans	2	04:32	D.Fells 44 yd. pass from D.Watson (K.Fairbairn kick) (4-75, 2:01)	7	10
Texans	3	11:35	K.Fairbairn 33 yd. Field Goal (9-60, 3:25)	7	13
Texans	4	14:16	W.Fuller 19 yd. pass from D.Watson (K.Fairbairn kick) (8-90, 4:00)	7	20
Jaguars	4	10:18	C.Johnson 4 yd. pass from G.Minshew II (S.Hauschka kick) (10-75, 3:58)	14	20
Texans	4	07:29	K.Fairbairn 46 yd. Field Goal (6-47, 2:49)	14	23
Texans	4	04:39	B.Cooks 28 yd. pass from D.Watson (K.Fairbairn kick) (4-34, 1:35)	14	30

### Jacksonville Jaguars

PASSING	ATT	CP	YDS	SK/YD	TD	LG	INT	RTG
Gardner Minshew II	49	31	301	3/8	2	51	0	94.0
James Robinson	0	0	0	1/4	0	0	0	0.0
<b>TOTAL</b>	<b>49</b>	<b>31</b>	<b>301</b>	<b>4/12</b>	<b>2</b>	<b>51</b>	<b>0</b>	<b>94.0</b>

RUSHING	ATT	YDS	AVG	LG	TD
James Robinson	13	48	3.7	14	0
Gardner Minshew II	4	18	4.5	11	0
Chris Thompson	2	7	3.5	4	0
Keelan Cole	1	2	2.0	2	0
<b>TOTAL</b>	<b>20</b>	<b>75</b>	<b>3.8</b>	<b>14</b>	<b>0</b>

RECEIVING	NO	YDS	AVG	LG	TD
Laviska Shenault	7	79	11.3	25	0
James Robinson	5	22	4.4	7	0
Chris Thompson	3	35	11.7	15	0
Collin Johnson	3	30	10.0	19	1
James O'Shaughnessy	3	20	6.7	8	0
DJ Chark Jr.	3	16	5.3	11	0
Tyler Eifert	3	16	5.3	13	0
Chris Conley	2	58	29.0	51	0
Keelan Cole	2	25	12.5	13t	1
<b>TOTAL</b>	<b>31</b>	<b>301</b>	<b>9.7</b>	<b>51</b>	<b>2</b>

TOP DEFENSE	TOT	SOLO	AST	SCK	YDS	INT
Dakota Allen	7	5	2	0.0	0.0	0
Daniel Thomas	7	7	0	0.0	0.0	0
Tre Herndon	6	6	0	0.0	0.0	0

FIELD GOALS	FGM/FGA	PERCENT	RESULTS
No Field Goals			

### Houston Texans

PASSING	ATT	CP	YDS	SK/YD	TD	LG	INT	RTG
Deshaun Watson	35	25	359	1/2	3	44	2	109.1
<b>TOTAL</b>	<b>35</b>	<b>25</b>	<b>359</b>	<b>1/2</b>	<b>3</b>	<b>44</b>	<b>2</b>	<b>109.1</b>

RUSHING	ATT	YDS	AVG	LG	TD
David Johnson	17	96	5.6	29	0
Deshaun Watson	2	25	12.5	14	0
Duke Johnson	3	8	2.7	3	0
<b>TOTAL</b>	<b>22</b>	<b>129</b>	<b>5.9</b>	<b>29</b>	<b>0</b>

RECEIVING	NO	YDS	AVG	LG	TD
Brandin Cooks	8	161	20.1	36	1
Randall Cobb	6	47	7.8	17	0
Will Fuller V	4	58	14.5	19t	1
Darren Fells	2	57	28.5	44t	1
David Johnson	2	7	3.5	4	0
Kenny Stills	1	14	14.0	14	0
Duke Johnson	1	11	11.0	11	0
Pharaoh Brown	1	4	4.0	4	0
<b>TOTAL</b>	<b>25</b>	<b>359</b>	<b>14.4</b>	<b>44T</b>	<b>3</b>

TOP DEFENSE	TOT	SOLO	AST	SCK	YDS	INT
Tyrell Adams	12	6	6	0.0	0.0	0
Zach Cunningham	10	7	3	1.0	1.0	0
Justin Reid	7	6	1	0.0	0.0	0

FIELD GOALS	FGM/FGA	PERCENT	RESULTS
Ka'imi Fairbairn	3-3	100.0	(36, 33, 46)
<b>TOTAL</b>	<b>3-3</b>	<b>100.0</b>	

### Team Statistics

	Jaguars	Texans
First Downs	22	24
3rd Down Eff. (Made/Att/Pct)	8/16/50%	5/10/50%
4th Down Eff. (Made/Att/Pct)	1/3/33%	1/1/100%
Total Net Yards	364	486
Total Plays	73	58
Yards Per Play	5.0	8.4
Rushes/Net Yards	20/75	22/129
Net Passing	289	357
Pass Attempts/Completions	49/31	35/25
Had Intercepted	0	2
Sacked/Yards Lost	4/12	1/2
Punts/Average	3/47.7	1/33.0
Penalties/Yards	4/35	5/25
Fumbles/Lost	2/2	1/0
Possession Time	31:59	28:01

## TEAM NOTES

### THE TEXANS...

- ✓ Made Interim Head Coach **Romeo Crennel** the oldest head coach to win a game in NFL history
- ✓ Improved Interim Head Coach **Romeo Crennel**'s interim coaching record to 3-1 and make him the first coach in NFL history to win two debuts as an interim head coach
- ✓ Improved their record to 9-5 when coming off of a loss since 2018
- ✓ Improved their record to 24-13 against the Jaguars in franchise history
- ✓ Improved their record to 15-12 in the month of October since 2014
- ✓ Improved their home record in the month of October to 11-4 since 2014
- ✓ Scored the most points in the fourth quarter of a game (17) since Week 5 of the 2019 season vs. Atlanta (20). It marked the second time Houston has scored 17-or-more points in the fourth quarter since Week 6 of 2017
- ✓ Forced their first two turnovers of the season (fumble recoveries by DE **J. Watt** and OLB **Whitney Mercilus**)
- ✓ Averaged 8.4 yards per play (486 net yards on 58 plays), which was the third-highest average in franchise history
- ✓ Gained a season-high 486 total net yards (129 rushing, 357 passing) and 24 first downs (seven rushing, 16 passing, one by penalty)
- ✓ Gained the most passing yards in a game all season and the most rushing yards in a game all season
- ✓ Held the Jaguars to just 75 rushing yards on 28 carries (3.8 avg.) and a long of 14 yards, which was the fewest rushing yards allowed since Week 9 of 2019 at Jacksonville
- ✓ Did not allow a player to run for over 50 yards for the first time since Week 9 of 2019 at Jacksonville (London)
- ✓ Held the Jaguars to 364 net yards (75 rushing and 289 passing), which was the fewest by an opponent since Week 12 of the 2019 season vs. Indianapolis
- ✓ Held the Jaguars to 5.0 yards per play, which was the fewest by an opponent since Week 12 of 2019 vs. Indianapolis
- ✓ Compiled four sacks, five quarterback hits and held the Jaguars 1-for-3 on fourth-down attempts (33 percent)
- ✓ Logged a 17-play, 73-yard scoring drive (7:35) in the second quarter, which resulted in a 36-yard field goal by K **Ka'imi Fairbairn**. The drive was tied for the fourth-longest scoring drive in franchise history (17 plays)
- ✓ Took 2:01 to score on a four-play, 75-yard drive, which marked the second-fastest drive that resulted in a touchdown this season

### SCORING PLAYS

- ✓ 2nd Quarter – K **Ka'imi Fairbairn** connected on a 36-yard field goal attempt following a 17-play, 73-yard drive (7:35) to give the Texans a 3-0 lead
- ✓ 2nd Quarter – TE **Darren Fells** caught a 44-yard touchdown pass from QB **Deshaun Watson** to complete a four-play, 75-yard (2:01) and give Houston a 10-7 lead after K **Ka'imi Fairbairn** made the extra point attempt
- ✓ 3rd Quarter – K **Ka'imi Fairbairn** made a 33-yard field goal attempt following a nine-play, 60-yard drive (3:25) to extend the Texans' lead to 13-7
- ✓ 4th Quarter – WR **Will Fuller V** caught a 19-yard touchdown

pass from QB **Deshaun Watson** to end an eight-play, 90-yard drive (4:00) and extend Houston's lead to 20-7 after K **Ka'imi Fairbairn** made the extra point attempt

- ✓ 4th Quarter – K **Ka'imi Fairbairn** hit a 46-yard field goal attempt following a six-play, 47-yard drive (2:49) to extend the Texans' lead to 23-14
- ✓ 4th Quarter – WR **Brandin Cooks** grabbed a 28-yard touchdown pass from QB **Deshaun Watson** to complete a four-play, 34-yard drive (1:35) and extend Houston's lead to 30-14 after K **Ka'imi Fairbairn** made the extra point attempt

### MISCELLANEOUS NOTES

- ✓ The following seven Texans players were inactive for the game: TE **Jordan Akins**, CB **Cornell Armstrong**, WR **Keke Coutee**, T **Charlie Heck**, RB **Buddy Howell**, ILB **Peter Kalambayi** and ILB **Benardrick McKinney**
- ✓ The following Texans player did not play in the game: QB **AJ McCarron**
- ✓ Jacksonville won the toss and elected to receive. Houston received the second half kickoff

## INDIVIDUAL PLAYER NOTES

### ILB TYRELL ADAMS

- ✓ Recorded a career-high 13 total tackles (seven solo), one fumble recovery and one tackle for loss
- ✓ Surpassed his previous single-game career high of eight total tackles
- ✓ Logged the first tackle for loss of his career in the second quarter
- ✓ Surpassed his single-season career high of 15 total tackles, which he set in 2017
- ✓ Recovered a fumble in the fourth quarter after OLB **Whitney Mercilus** recovered Jaguars QB **Gardner Minshew**'s fumble and then fumbled. The recovery was the first of Adams' NFL career

### WR RANDALL COBB

- ✓ Finished with six receptions for 47 yards (7.8 avg.)
- ✓ Logged his 52nd career game with at least five receptions
- ✓ Passed **Darren Sproles** (9,740) for the sixth-most all-purpose yards since 2011

### WR BRANDIN COOKS

- ✓ Finished with eight receptions for 161 yards (20.1 avg.) and one touchdown
- ✓ Grabbed a 28-yard touchdown pass from QB **Deshaun Watson** in the fourth quarter to extend Houston's lead to 30-14. It marked his first touchdown reception as a member of the Texans
- ✓ Posted the most receptions in a game since recording eight catches in Week 3 of 2019 as a member of the Rams
- ✓ Posted the most receiving yards in a game since recording 186 in Week 15 of 2016 as a member of the Saints
- ✓ Caught a 34-yard pass and 36-yard pass from QB **Deshaun Watson**, which were his 43rd and 44th reception of at least 30 yards since entering the league in 2014
- ✓ Recorded his first 100-yard receiving game as a member of the Texans and the 16th of his NFL career (2014-20)
- ✓ Became the sixth player since 2010 to total 6,000 receiving yards in their first seven seasons and average at least 14.2



yards per reception

- Became the 10th active wide receiver with at least 6,000 receiving yards in seven seasons or less since 2010
- Notched at least one touchdown reception in each season since he entered the NFL in 2014
- Became the third Texans receiver since 2014 to log three receptions of at least 25 yards in the same game

## ILB ZACH CUNNINGHAM

- Recorded 10 total tackles (seven solo), two tackles for loss, 1.0 sack and one quarterback hit
- Logged his 16th career game with double-digit tackles, which is the third-most in Texans history
- Recorded consecutive games with at least 10 total tackles for the eighth time in his career
- Became the sixth player in the NFL since 2010 with at least 50 total tackles and 2.0 sacks in the first five games of a season
- Passed **Bernard Pollard** (51) for the most total tackles by a Texans player in the first five games of a season
- Became the first Texans player to record four straight games with 10-or-more total tackles since **Brian Cushing** in Weeks 8-12 in 2009
- Sacked Jaguars QB **Gardner Minshew** for a loss of one yard on 3rd-and-4 at the Jacksonville 41-yard line
- Logged his second sack of the season (Week 2 vs. Baltimore) and now owns 5.5 career sacks
- Tied his single-season career-high in sacks with 2.0 (2019)
- Became the only player in franchise history with 10 total tackles in four of the first five games of a season
- Recorded multiple tackle for losses in a game for the first since he did so in Week 14 of 2019 vs. Denver

## K KA'IMI FAIRBAIRN

- Scored 12 points on three made field goals and three made extra point attempts
- Notched his third consecutive game with at least three field goals for the first time since Weeks 3-4 of 2018
- Posted his third game this season with 10-or-more points scored and 16th career double-digit scoring game, which is the third-most in franchise history
- Logged his 14th career game with three-or-more made field goals, which is the second-most in team history
- Connected on a 36-yard field goal attempt in the second quarter to give the Texans a 3-0 lead
- Made a 33-yard field goal attempt in the third quarter to extend the Texans' lead to 13-7
- Hit a 46-yard field goal attempt in the fourth quarter to extend the Texans' lead to 23-14

## WR DARREN FELS

- Finished with two receptions for 57 yards (28.5 avg.) and one receiving touchdown
- Caught a 44-yard touchdown pass from QB **Deshaun Watson** in the second quarter to give Houston a 10-7 lead
- Posted Houston's longest reception of the season and his longest reception since a 49-yard touchdown in 2018 as a member of the Browns
- Notched the third-longest receiving touchdown by a tight end in franchise history and the longest since TE **Jordan Akins** hauled in a 53-yard touchdown reception in Week 3 of 2019 against the L.A. Chargers
- Logged his second receiving touchdown of the season and

the 19th of his NFL career. He has nine touchdowns since joining the Texans in 2019

- Remains the only NFL player with at least 12 receiving touchdowns (15) on less than 100 targets since 2017
- Recorded his most receiving yards in game (57) since he totaled 58 yards in Week 8 of 2019 against the Raiders

## WR WILL FULLER V

- Finished with four receptions for 58 yards (14.5 avg.) and one receiving touchdown
- Caught a 19-yard touchdown pass from QB **Deshaun Watson** in the fourth quarter to extend Houston's lead to 20-7
- Caught his third touchdown of the season and now owns 19 touchdowns in his NFL career (2016-20)
- Has logged 17 touchdown receptions from QB **Deshaun Watson** in 27 games played together
- Notched three straight games with a receiving touchdown for the first time since Weeks 2-4 in 2018
- Remains only the second wide receiver and fifth NFL player with over 15 receiving touchdowns on less than 200 targets since 2017, joining **Darren Fells**, **Mark Andrews**, **Tyrell Williams** and **Cameron Brate**
- Tied **DeAndre Hopkins** (19) for the most touchdown receptions through his first 47 career games in team history
- Passed **Corey Bradford** (18) for the fifth-most receiving touchdowns in franchise history
- Became the fourth receiver in team history with at least three receiving touchdowns in four consecutive seasons

## CB VERNON HARGREAVES III

- Finished with three total tackles and notched multiple passes defended for the first time since Week 8 of 2017

## RB DAVID JOHNSON

- Ran for a team-high 96 yards on 17 carries (5.6 avg.), including a season-long 29-yard rush
- Notched the longest rush of the season for the Texans (29 yards) and his longest rush since Week 11 of 2018 against the Raiders, when he was a member of the Cardinals
- Became the fifth running back in franchise history with at least 400 yards from scrimmage in the first five games of a season and joined **Lamar Miller** as the only running backs since 2015 to do so
- Became the first Texans running back with at least two receptions in each of the first five games since 2010

## OLB JACOB MARTIN

- Finished with three total tackles (two solo), 1.0 sack, one quarterback hit and one forced fumble
- Strip-sacked Jaguars QB **Gardner Minshew** on 3rd-and-15 at the Jacksonville 40-yard line in the fourth quarter. The fumble was recovered by OLB **Whitney Mercilus**
- Logged his second sack of the season and now owns 8.5 sacks in his NFL career (2018-20)
- Notched his first forced fumble of the season and the fourth of his NFL career
- Notched his third consecutive season with at least 2.0 sacks and a forced fumble

## OLB WHITNEY MERCILUS

- Sacked Jaguars QB **Gardner Minshew** for a loss of five yards

on 2nd-and-14 at the Jacksonville 31-yard line

- Recovered a fumble from Jaguars QB **Gardner Minshew** after OLB **Jacob Martin**'s strip-sack in the fourth quarter
- Recorded consecutive games with at least 1.0 sack for the 10th time in his career
- Posted his third sack of the season and now owns 53.0 career sacks, which ties **Mario Williams** for the second-most in franchise history behind DE **J. Watt** (98.0)
- Logged his first fumble recovery of the season and the eighth of his NFL career (2012-20)
- Notched his fourth tackle for loss of the season and owns 67 in his career, which is the second-most in team history
- Posted his fourth quarterback hit of the season and has 109 in his career, which is second-most in team history
- Totaled at least 3.0 sacks in eight of his nine NFL seasons

## QB DESHAUN WATSON

- Completed 25-of-35 passes (71.4 percent) for 359 yards, three touchdowns, two interceptions and a 109.1 rating
- Ran for 25 yards on two carries (12.5 avg.)
- Logged his 11th career game with at least three touchdown passes, which is the second-most in team history (**Matt Schaub**, 12). It marked Watson's first game with three-or-more touchdown passes since Week 13 of 2019
- Completed a 44-yard touchdown pass to TE **Darren Fells** in the second quarter to give Houston a 10-7 lead
- Posted his longest completion of the season and longest since his 51-yard completion in Week 12 of 2019
- Threw a 19-yard touchdown pass to WR **Will Fuller V** in the fourth quarter to extend Houston's lead to 20-7
- Owns eight touchdown passes this season and 79 in his NFL career (2017-20)
- Recorded his 10th career touchdown pass of at least 40 yards
- Threw his 17th touchdown pass to WR **Will Fuller V** in 27 games played together
- Notched his third game with multiple touchdown passes this season and 24th of his career, which marks the second-most in team history

- Posted his third-consecutive game with multiple touchdown passes, which ties the second-longest streak of his NFL career (five in 2017) and ties the fourth-longest streak in team history
- Posted his second 300-yard passing game of 2020 and owns 12 in his career, which is second-most in team history
- Became the first quarterback in team history to throw for over 250 yards in each of the first five games of a season
- Became the only quarterback in the past two seasons with at least 250 passing yards and one touchdown pass in each of the first five games of a season, which is also the longest streak in franchise history
- Tied for the longest streak in franchise history with at least 250 passing yards and two touchdown passes (**Matt Schaub**, five straight games in 2010)
- Passed **Matthew Stafford** (77) for the fourth-most passing touchdowns and **Peyton Manning** (11,118) for the seventh-most passing yards by a player in their first 43 career games since 1970
- Became the first quarterback in franchise history to complete at least 60 percent of his passes in each of the first five games of a season

## DE J.J. WATT

- Finished with two total tackles, one fumble recovery and one pass defended
- Recovered a fumble from Jaguars RB **James Robinson** at the Jacksonville 10-yard line for Houston's first forced turnover of the season. It marked Watt's first fumble recovery since Week 4 of 2019
- Owns 16 career fumble recoveries, which is the most in Texans history, the most in the NFL since 2011 & the 14th-most in NFL history
- Notched his second pass defended of the season and owns the eighth-most career passes defended (56) by a defensive lineman in NFL history. He is also tied for the most passes defended by a defensive lineman since 2011

# GAME SUMMARIES



36

## WEEK 6

Houston Texans 36, Tennessee Titans 42 (OT)

10,166 🏈 Nissan Stadium 🏈 Nashville, Tenn. 🏈 Oct 18, 2020



42

Houston Texans	0	10	13	13	0	—	36
Tennessee Titans	14	7	0	15	6	—	42

### Scoring Drives

TEAM	QTR	TIME	SCORING PLAY	HOU	TEN
Titans	1	06:57	A.Firkser 7 yd. pass from R.Tannehill (S.Gostkowski kick) (9-80, 4:23) (6-82, 3:30) (6-82, 3:30)	0	7
Titans	1	00:12	A.Brown 6 yd. pass from R.Tannehill (S.Gostkowski kick) (10-71, 5:14)	0	14
Texans	2	08:56	D.Fells 1 yd. pass from D.Watson (K.Fairbairn kick) (13-82, 6:16)	7	14
Titans	2	03:34	A.Humphries 22 yd. pass from R.Tannehill (S.Gostkowski kick) (11-85, 5:22)	7	21
Texans	2	00:00	K.Fairbairn 38 yd. Field Goal (11-55, 3:34)	10	21
Texans	3	06:15	Da.Johnson 1 yd. run (K.Fairbairn kick) (5-79, 2:32)	17	21
Texans	3	04:35	R.Cobb 4 yd. pass from D.Watson (kick failed, wl) (3-4, 1:22)	23	21
Titans	4	09:23	D.Henry 94 yd. run (R.Tannehill-N.Westbrook pass) (1-94, 0:14)	23	29
Texans	4	08:37	W.Fuller 53 yd. pass from D.Watson (K.Fairbairn kick) (2-75, 0:46)	30	29
Texans	4	01:50	B.Cooks 1 yd. pass from D.Watson (pass failed) (15-69, 6:40)	36	29
Titans	4	00:04	A.Brown 7 yd. pass from R.Tannehill (S.Gostkowski kick) (9-76, 1:46)	36	36
Titans	OT	06:30	D.Henry 5 yd. run	36	42

### Houston Texans

PASSING	ATT	CP	YDS	SK/YD	TD	LG	INT	RTG
Deshaun Watson	37	28	335	2/15	4	53	0	138.9
Randall Cobb	1	0	0	0/0	0	0	0	39.6
TOTAL	38	28	335	2/15	4	53	0	135.3

RUSHING	ATT	YDS	AVG	LG	TD
David Johnson	19	57	3.0	11	1
Deshaun Watson	4	26	6.5	11	0
Duke Johnson	4	9	2.3	10	0
TOTAL	27	92	3.4	11	1

RECEIVING	NO	YDS	AVG	LG	TD
Brandin Cooks	9	68	7.6	19	1
Will Fuller V	6	123	20.5	53t	1
Darren Fells	6	85	14.2	35	1
Randall Cobb	3	17	5.7	7	1
Pharaoh Brown	2	28	14.0	22	0
David Johnson	1	12	12.0	12	0
Duke Johnson	1	2	2.0	2	0
TOTAL	28	335	12.0	53T	4

TOP DEFENSE	TOT	SOLO	AST	SCK	YDS	INT
Tyrell Adams	8	6	2	1.0	7.0	0
Bradley Roby	7	6	1	0.0	0.0	1
Justin Reid	7	5	2	0.0	0.0	0

FIELD GOALS	FGM/FGA	PERCENT	RESULTS
Ka'imi Fairbairn	1-1	100.0	(38)
TOTAL	1-1	100.0	

### Tennessee Titans

PASSING	ATT	CP	YDS	SK/YD	TD	LG	INT	RTG
Ryan Tannehill	41	30	366	2/22	4	53	1	122.6
TOTAL	41	30	366	2/22	4	53	1	122.6

RUSHING	ATT	YDS	AVG	LG	TD
Derrick Henry	22	212	9.6	94t	2
Jeremy McNichols	5	51	10.2	20	0
TOTAL	27	263	9.7	94T	2

RECEIVING	NO	YDS	AVG	LG	TD
Anthony Firkser	8	113	14.1	45	1
Adam Humphries	6	64	10.7	22t	1
A.J. Brown	5	58	11.6	18	2
Kalif Raymond	3	32	10.7	20	0
Derrick Henry	2	52	26.0	53	0
Jeremy McNichols	2	11	5.5	9	0
Geoff Swaim	2	10	5.0	8	0
Cameron Batson	1	13	13.0	13	0
Jonnu Smith	1	13	13.0	13	0
TOTAL	30	366	12.2	53	4

TOP DEFENSE	TOT	SOLO	AST	SCK	YDS	INT
Jayon Brown	10	4	6	0.0	0.0	0
Kenny Vaccaro	8	5	3	0.0	0.0	0
Kevin Byard	8	6	2	0.0	0.0	0

FIELD GOALS	FGM/FGA	PERCENT	RESULTS
No Field Goals			

### Team Statistics

	Texans	Titans
First Downs	25	31
3rd Down Eff. (Made/Att/Pct)	7/14/50%	6/10/60%
4th Down Eff. (Made/Att/Pct)	3/3/100%	0/0/0%
Total Net Yards	412	607
Total Plays	67	70
Yards Per Play	6.1	8.7
Rushes/Net Yards	27/92	27/263
Net Passing	320	344
Pass Attempts/Completions	38/28	41/30
Had Intercepted	0	1
Sacked/Yards Lost	2/15	2/22
Punts/Average	4/52.3	1/54.0
Penalties/Yards	4/46	7/73
Fumbles/Lost	0/0	1/1
Possession Time	31:40	31:50



## TEAM NOTES

### THE TEXANS...

- ✔ Scored 36 points, which was the most in a game since Week 5 of 2019 when they scored 53 against Atlanta and the most on the road since Week 4 of 2018 against Indianapolis. The 26 second half points scored was also the most since Week 5 of 2019
- ✔ Gained 412 total net yards (92 rushing, 320 passing) and 25 first downs (six rushing, 17 passing, two by penalty)
- ✔ Converted 7-of-14 third-down attempts (50.0 percent), 3-of-4 fourth down attempts (100.0 percent), 4-of-4 red zone attempts (100.0 percent) and 4-of-4 goal-to-go attempts (100.0 percent)
- ✔ Recorded the first game in franchise history with at least four successful goal-to-goal conversions and three successful fourth down conversions
- ✔ Notched consecutive games with at least 30 points scored and 400 net yards gained for the first time since Weeks 5-6 of the 2019 season
- ✔ Gained at least 25 first downs in a game for the first time since Week 14 of 2019 against Denver
- ✔ Scored at least 13 points in both the third and fourth quarter for just the fourth time in a game in franchise history
- ✔ Logged three straight games with at least 8.0 net yards per attempt for the first time since Weeks 14-16 of 2009
- ✔ Committed only four penalties for 46 yards, which was tied for the second fewest in the 2020 season
- ✔ Forced two turnovers (one interception, one fumble recovery) for a turnover differential of plus-two
- ✔ Blocked a kick for the first time in a game since Week 16 of 2019 against Tampa Bay (12/21)
- ✔ Forced at least two missed field goals in consecutive games for the first time since Weeks 11-12 of 2003
- ✔ Scored a touchdown on a 13-play, 82-yard drive (6:16) in the second quarter, which was the second-longest scoring drive of the season
- ✔ Recorded their first touchdown on fourth down in a goal-to-go situation since Week 2 of 2019 against Jacksonville
- ✔ Logged consecutive games with a strip sack for the first time since Weeks 3-4 of the 2019 season
- ✔ Notched their first interception of the season when CB **Bradley Roby** picked off Titans QB **Ryan Tannehill** in the fourth quarter
- ✔ Converted at least four goal-to-goal opportunities for just the fourth time in franchise history and the first since Week 4 of 2017 against Tennessee (5-of-5)

### SCORING PLAYS

- ✔ 2nd Quarter – TE **Darren Fells** caught a one-yard touchdown pass from QB **Deshaun Watson** on fourth down to complete a 13-play, 82-yard drive (6:16) to cut the Titans' lead to 14-7 after K **Ka'imi Fairbairn** made the extra point
- ✔ 2nd Quarter – K **Ka'imi Fairbairn** connected on a 38-yard field goal attempt following an 11-play, 55-yard drive (3:34) to cut Tennessee' lead to 21-10
- ✔ 3rd Quarter – RB **David Johnson** scored on a one-yard run to finish off a five-play, 79-yard drive (2:32) and cut the Titans' lead to 21-17 after K **Ka'imi Fairbairn** made the extra point attempt
- ✔ 3rd Quarter – WR **Randall Cobb** scored on a four-yard touchdown pass from QB **Deshaun Watson** to finish off a

- three-play, four-yard drive (1:22) and gave the Texans a 23-21 lead after K **Ka'imi Fairbairn** made the extra point
- ✔ 4th Quarter – WR **Will Fuller V** caught a 53-yard touchdown pass from QB **Deshaun Watson** to complete a two-play, 75-yard drive (0:46) and give the Texans a 30-29 lead after K **Ka'imi Fairbairn** made the extra point attempt
- ✔ 4th Quarter – WR **Brandin Cooks** caught a one-yard touchdown pass from QB **Deshaun Watson** to finish off a 15-play, 69-yard drive (6:40) and give the Texans a 36-29 lead

### MISCELLANEOUS NOTES

- ✔ The following six Texans players were inactive for the game: TE **Jordan Akins**, CB **Cornell Armstrong**, WR **Keke Coutee**, T **Charlie Heck**, RB **Buddy Howell** and ILB **Peter Kalambayi**
- ✔ The following Texans player did not play in the game: QB **AJ McCarron**
- ✔ Houston won the toss and elected to defer. Houston received the second half kickoff

## INDIVIDUAL PLAYER NOTES

### ILB TYRELL ADAMS

- ✔ Tied for the team lead with eight total tackles (six solo) and logged 1.0 sack, two passes defended, one tackle for loss and one quarterback hit
- ✔ Sacked Titans QB **Ryan Tannehill** for a loss of five yards on 2nd-and-8 at the Houston 19-yard line in the third quarter for his first career sack and second career tackle for loss
- ✔ Became the first Texans player to record at least two passes defended and 1.0 sack in a game since DE **J.J. Watt** did so in Week 17 of 2015, and the first linebacker since **Marlon Greenwood** in Week 14 of 2007
- ✔ Logged the first two passes defended of his career in the third quarter
- ✔ Recorded consecutive games with at least six total tackles for the first time in his career

### P BRYAN ANGER

- ✔ Punted four times for 209 yards (52.3 avg.), including a 56-yard punt, and pinned one punt inside the 20
- ✔ Recorded a 52.3 avg., which was his highest in a game since Week 12 of 2017 (53.3)

### WR RANDALL COBB

- ✔ Finished with three receptions for 17 yards (5.7 avg.) and one touchdown
- ✔ Caught a four-yard touchdown pass from QB **Deshaun Watson** in the third quarter to give the Texans a 23-21 lead
- ✔ Logged his second touchdown as a member of the Texans, his 46th career touchdown reception (2011-20) and 49th total touchdown

### WR BRANDIN COOKS

- ✔ Finished with nine receptions for 68 yards (7.6 avg.) and one touchdown
- ✔ Grabbed his second touchdown reception as a member of the Texans and the 36th of his NFL career (2014-20)
- ✔ Notched consecutive games with at least eight receptions for the second time in his career and recorded consecutive games with a receiving touchdown for the seventh time in his career

- ✎ Tied for the third-most receptions in a game in his career (nine) and the most since Week 10 of 2018 when he was a member of the L.A. Rams (10)

## CB KEION CROSSEN

- ✎ Notched two special teams tackles
- ✎ Became the first Texans player with three straight seasons of at least five total special teams tackles since **Akeem Dent** in 2014-16

## ILB ZACH CUNNINGHAM

- ✎ Tied for the team lead with eight total tackles (two solo)
- ✎ Passed **Benardick McKinney** (60) for the most total tackles by a Texans player in the first six games of a season
- ✎ Became the 10th player in NFL history with at least 60 tackles and 2.0 sacks within the first six games of a season

## K KA'IMI FAIRBAIRN

- ✎ Scored six points on one made field goals and three made extra point attempts
- ✎ Connected on a 38-yard field goal attempt in the second quarter to cut Tennessee's lead to 21-10
- ✎ Has not missed on a field goal attempt from within 40 yards since 2017
- ✎ Converted 10 straight field goal attempts, dating back to Week 2 of this season against Baltimore

## TE DARREN FELLS

- ✎ Finished with a career-high 85 yards on six receptions (14.2 avg.) and one receiving touchdown
- ✎ Caught a one-yard touchdown pass on fourth down from QB **Deshaun Watson** in the second quarter to cut the Titans' lead to 14-7
- ✎ Logged his third receiving touchdown of the season and the 20th of his NFL career
- ✎ Joined Chiefs TE **Travis Kelce** as the only tight ends with at least three touchdown receptions in each of the past four seasons
- ✎ Notched the most receiving yards by a Texans tight end since **Ryan Griffin** also had 85 receiving yards in Week 15 of 2016
- ✎ Owns 10 touchdowns since joining the Texans in 2019, which is the third-most by a tight end over the last two seasons, trailing only Ravens TE **Mark Andrews** and Saints TE **Jared Cook**
- ✎ Remains the only NFL player with at least 15 receiving touchdowns (16) on less than 150 targets since 2017
- ✎ Recorded consecutive games with a touchdown reception for the third time in his career
- ✎ Notched consecutive games with at least 50 receiving yards for the first time in his career
- ✎ Tied **Garett Graham** (10) for the third-most receiving touchdowns by a tight end in franchise history

## WR WILL FULLER V

- ✎ Finished with six receptions for 123 yards (20.5 avg.) and one receiving touchdown
- ✎ His 123 receiving yards were the most he has had in a game since Week 12 of 2019 against Indianapolis (140)
- ✎ Notched his 11th game with at least 100 receiving yards, which is the third-most in franchise history
- ✎ Caught a 53-yard touchdown pass from QB **Deshaun**

**Watson** in the fourth quarter to give Houston a 30-29 lead

- ✎ Caught his fourth touchdown of the season and now owns 20 touchdowns in his NFL career (2016-20)
- ✎ Has logged 18 touchdown receptions from QB **Deshaun Watson** in 28 games played together
- ✎ Became the fastest receiver in Texans history with 2,500 receiving yards and 20 receiving touchdowns (48 games)
- ✎ Tied for the second-longest streak of at least 50 receiving yards and one touchdown reception in franchise history and the longest since **DeAndre Hopkins** (Weeks 6-11 of 2018)
- ✎ Recorded four straight games with a receiving touchdown for the first time since Weeks 4-8 of the 2017 season
- ✎ Owns at least one reception of 50-or-more yards in every season since he has been in the NFL (2016-20), joining **DeAndre Hopkins** as the only receivers in franchise history with a 50+ yard reception in each of their first five seasons
- ✎ Remains only the second wide receiver and fifth NFL player with over 15 receiving touchdowns on less than 220 targets since 2017, joining **Darren Fells**, **Mark Andrews**, **Tyrell Williams** and **Cameron Brate**
- ✎ Passed **DeAndre Hopkins** (19) for the most touchdown receptions through his first 48 career games in team history
- ✎ Joined **DeAndre Hopkins** and **Andre Johnson** as the only players in Texans history with at least 25 receptions and 400 receiving yards in each of their first five seasons.

## DT P.J. HALL

- ✎ Set a career high with seven solo tackles and added one quarterback hit
- ✎ Notched six consecutive games with at least three total tackles for the first time in his career

## RB DAVID JOHNSON

- ✎ Ran for a team-high 57 yards on 19 carries (3.0 avg.) and scored one touchdown
- ✎ Caught one pass for 12 yards (12.0 avg.)
- ✎ Scored on a one-yard run in the third quarter to cut the Titans' lead to 21-17
- ✎ Logged his third rushing touchdown of the season and the 36th of his NFL career (2015-20)

## OLB JACOB MARTIN

- ✎ Finished with one solo tackle and a fumble recovery
- ✎ Recovered Titans QB **Ryan Tannehill**'s fumble at the Titans' four-yard line after DE **J.J. Watt**'s strip-sack
- ✎ Notched his first fumble recovery of the season and the second of his NFL career

## S JUSTIN REID

- ✎ Recorded seven total tackles (five solo) and one pass defended
- ✎ Blocked Titans K **Stephen Gostkowski**'s 27-yard field goal attempt in the third quarter for his first career field goal block. The block was recovered by S **Michael Thomas** at the Texans' 21-yard line
- ✎ Became the first Texans player to block a field goal since **Angelo Blackson** in Week 16 of the 2019 season
- ✎ Logged his second pass defended of the season and the 17th of his NFL career
- ✎ Recorded six straight games with at least five tackles for the first time in his career
- ✎ Became the ninth player in franchise history with a tackle in

each of his first 37 games

## CB BRADLEY ROBY

- Recorded seven total tackles (six solo) two passes defended and one interception
- Intercepted a pass from Titans QB **Ryan Tannehill** at the Houston 31-yard line for his first interception of the season and the 10th of his career
- Notched his fourth and fifth pass defended of the season and now owns 73 career pass defended
- Became the third cornerback in NFL history to total 300 tackles in 45 or less games started
- Became only the fourth player in the NFL with an interception in each of the last seven seasons

## S MICHAEL THOMAS

- Recorded his third special teams tackle of the season and owns an NFL-best 66 special teams tackles since 2015
- Recovered the blocked 27-yard field goal attempt by Titans K **Stephen Gostkowski** at the Texans' 21-yard line in the third quarter. S **Justin Reid** blocked the kick

## QB DESHAUN WATSON

- Completed 28-of-37 passes (75.7 percent) for 335 yards, four touchdowns, zero interceptions and a 138.9 rating
- Ran for 26 yards on four carries (6.5 avg.)
- Logged the fourth-highest passer rating of his career (138.9) and the highest since Week 13 of 2019 (140.7)
- Completed a one-yard touchdown pass on fourth down to TE **Darren Fells** in the second quarter to cut the Titans' lead to 14-7
- Threw a four-yard touchdown pass WR **Randall Cobb** in the third quarter to give the Texans a 23-21 lead
- Completed a 53-yard touchdown pass to WR **Will Fuller V** in the fourth quarter to give Houston a 30-29 lead
- Threw a one-yard touchdown pass to WR **Brandin Cooks** in the fourth quarter to give the Texans a 36-29 lead
- Logged his 12th career game with at least three touchdown passes, which ties **Matt Schaub** for the most in team history. It marked Watson's second game with three-or-more touchdowns this season (Week 5 vs. Jacksonville)
- Owns six career games with four-or-more touchdown passes, trailing only **Patrick Mahomes** and **Dan Marino** for the most games by a quarterback in their first 45 career games in NFL history
- Joined **Matt Schaub** as the only quarterbacks to notch at least 300 passing yards and three touchdowns in consecutive games in Texans history
- Owns 13 touchdown passes this season, which are the third-most through six games in franchise history, and now has 84 in his NFL career (2017-20)
- Recorded his 11th career touchdown pass of at least 40 yards
- Threw his 18th touchdown pass to WR **Will Fuller V** in 28 games played together
- Notched his fourth game with multiple touchdown passes this season and 25th of his career, which marks the second-most in team history
- Posted his fourth-consecutive game with multiple touchdown passes, which ties the third-longest streak in

franchise history (**Matt Schaub**, four in 2010) and second-longest streak of his NFL career (five in 2017)

- Posted his third 300-yard passing game of 2020 and owns 13 in his career, which is second-most in team history
- Recorded three consecutive games with at least 300 passing yards for the first time since Weeks 3-5 of 2018 and the third time in his NFL career
- Passed **Andrew Luck** (80) for the fourth-most passing touchdowns and **Peyton Manning** (11,327) for the seventh-most passing yards by a player in their first 44 career games since 1970
- Became the first quarterback in franchise history to complete at least 60 percent of his passes in each of the first six games of a season
- Became the only quarterback in the past two seasons with at least 250 passing yards and one touchdown pass in each of the first six games of a season, which is also the longest streak in franchise history
- Became the first quarterback in team history to throw for over 250 yards in each of the first six games of a season
- Owns the longest streak in franchise history with at least 250 passing yards and two touchdown passes (four straight games)

## DE J.J. WATT

- Finished with four solo tackles, 1.0 sack, one forced fumble, one tackles for loss, one pass defended and one quarterback hit
- Strip-sacked Titans QB **Ryan Tannehill** on 3rd-and-10 from the Titans' 10-yard line. The ball was recovered by OLB **Jacob Martin** at the Tennessee four-yard line
- Owns 25 career games with a sack and pass defended, which marks the third-most in NFL history behind **Julius Peppers** and **Jason Taylor**
- Logged his sixth career game with at least 1.0 sack, one pass defended and one forced fumble, which ties him for the sixth-most in NFL history
- Owns a team-leading 3.0 sacks this season and a franchise-record 99.0 career sacks, which is the second-most in the NFL since 2011
- Passed **Joey Porter** (98.0) for 35th on the NFL's all-time sack list
- Logged his third tackle for loss of the season and now owns 161 career tackles for loss, which is the most in the NFL since TFLs became an official stat
- Notched his sixth quarterback hit of the season and owns 271 career quarterback hits, which is the most in the NFL since QBHs became an official stat
- Notched his third pass defended of the season and owns the sixth-most career passes defended (57) by a defensive lineman in NFL history. He is also tied for the most passes defended by a defensive lineman since 2011
- Registered his first forced fumble of the season and the 24th of his NFL career, which is the most in franchise history, the fifth-most in the NFL since 2011 and the 24th-most in NFL history
- Became the 15th player in NFL history with 700-or-more career sack yards
- Passed **Marcus Coleman** (56) for the fourth-most passes defended in franchise history



# GAME SUMMARIES



35

## WEEK 7

Green Bay Packers 35, Houston Texans 20

12,618 NRG Stadium Houston, Texas Oct 25, 2020



20

Green Bay Packers	7	14	7	7	—	35
Houston Texans	0	0	7	13	—	20

### Scoring Drives

TEAM	QTR	TIME	SCORING PLAY	GB	HOU
Packers	1	09:21	D.Adams 3 yd. pass from A.Rodgers (M.Crosby kick) (10-75, 5:39)	7	0
Packers	2	13:33	J.Sternberger 3 yd. pass from A.Rodgers (M.Crosby kick) (9-88, 4:37)	14	0
Packers	2	00:14	M.Taylor 1 yd. pass from A.Rodgers (M.Crosby kick) (9-69, 2:24)	21	0
Texans	3	08:55	Da.Johnson 3 yd. pass from D.Watson (K.Fairbairn kick) (11-75, 6:05)	21	7
Packers	3	04:44	D.Adams 45 yd. pass from A.Rodgers (M.Crosby kick) (8-75, 4:11)	28	7
Texans	4	14:12	K.Fairbairn 38 yd. Field Goal (7-47, 3:36)	28	10
Texans	4	09:56	K.Fairbairn 29 yd. Field Goal (7-11, 2:12)	28	13
Packers	4	03:40	J.Williams 1 yd. run (M.Crosby kick) (7-46, 3:18)	35	13
Texans	4	01:33	W.Fuller 6 yd. pass from D.Watson (K.Fairbairn kick) (9-75, 2:07)	35	20

### Green Bay Packers

PASSING	ATT	CP	YDS	SK/YD	TD	LG	INT	RTG
Aaron Rodgers	34	23	283	0/0	4	45	0	132.4
TOTAL	34	23	283	0/0	4	45	0	132.4

RUSHING	ATT	YDS	AVG	LG	TD
Jamaal Williams	19	77	4.1	13	1
AJ Dillon	5	11	2.2	5	0
Marquez Valdes-Scantling	1	9	9.0	9	0
Tim Boyle	2	-1	-0.5	0	0
TOTAL	27	96	3.6	13	1

RECEIVING	NO	YDS	AVG	LG	TD
Davante Adams	13	196	15.1	45t	2
Jamaal Williams	4	37	9.3	17	0
Robert Tonyan	2	32	16.0	31	0
Malik Taylor	2	6	3.0	5	1
Marcedes Lewis	1	9	9.0	9	0
Jace Sternberger	1	3	3.0	3t	1
TOTAL	23	283	12.3	45T	4

TOP DEFENSE	TOT	SOLO	AST	SCK	YDS	INT
Krys Barnes	8	4	4	1.0	5.0	0
Raven Greene	7	5	2	0.0	0.0	0
Adrian Amos	6	5	1	1.0	12.0	0

FIELD GOALS	FGM/FGA	PERCENT	RESULTS
No Field Goals			

### Houston Texans

PASSING	ATT	CP	YDS	SK/YD	TD	LG	INT	RTG
Deshaun Watson	39	29	309	3/23	2	30	0	114.2
TOTAL	39	29	309	3/23	2	30	0	114.2

RUSHING	ATT	YDS	AVG	LG	TD
David Johnson	14	42	3.0	13	0
Deshaun Watson	7	38	5.4	14	0
Duke Johnson	1	-1	-1.0	-1	0
TOTAL	22	79	3.6	14	0

RECEIVING	NO	YDS	AVG	LG	TD
Randall Cobb	8	95	11.9	28	0
Brandin Cooks	7	60	8.6	12	0
Duke Johnson	5	43	8.6	30	0
David Johnson	4	42	10.5	16	1
Will Fuller V	3	35	11.7	24	1
Kenny Stills	2	34	17.0	18	0
TOTAL	29	309	10.7	30	2

TOP DEFENSE	TOT	SOLO	AST	SCK	YDS	INT
Zach Cunningham	11	4	7	0.0	0.0	0
Tyrell Adams	10	5	5	0.0	0.0	0
Eric Murray	6	4	2	0.0	0.0	0

FIELD GOALS	FGM/FGA	PERCENT	RESULTS
Ka'imi Fairbairn	2-3	66.7	41WL (38, 29)
TOTAL	2-3	66.7	

### Team Statistics

	Packers	Texans
First Downs	22	20
3rd Down Eff. (Made/Att/Pct)	7/12/58%	6/14/43%
4th Down Eff. (Made/Att/Pct)	0/0/0%	0/1/0%
Total Net Yards	379	365
Total Plays	61	64
Yards Per Play	6.2	5.7
Rushes/Net Yards	27/96	22/79
Net Passing	283	286
Pass Attempts/Completions	34/23	39/29
Had Intercepted	0	0
Sacked/Yards Lost	0/0	3/23
Punts/Average	5/41.4	4/51.3
Penalties/Yards	5/40	6/55
Fumbles/Lost	0/0	2/1
Possession Time	28:54	31:06

## TEAM NOTES

### SCORING PLAYS

- 3rd Quarter – RB **David Johnson** caught a three-yard touchdown pass from QB **Deshaun Watson** following an 11-play, 75-yard drive (6:05) to cut the Packers' lead to 21-7 after K **Ka'imi Fairbairn** made the extra point attempt
- 4th Quarter – K **Ka'imi Fairbairn** connected on a 38-yard field goal attempt to finish off a seven-play, 47-yard drive (3:36) and cut the Green Bay lead to 28-10
- 4th Quarter – K **Ka'imi Fairbairn** made a 29-yard field goal attempt after a seven-play, 11-yard drive (2:12) and cut the Packers' lead to 28-13
- 4th Quarter – WR **Will Fuller V** grabbed a six-yard touchdown pass from QB **Deshaun Watson** following a nine-play, 75-yard drive (2:07) to cut the Green Bay lead to 35-20 after K **Ka'imi Fairbairn** made the extra point attempt

### MISCELLANEOUS NOTES

- The following five Texans players were inactive for the game: TE **Jordan Akins**, WR **Keke Coutee**, T **Charlie Heck**, ILB **Peter Kalambayi** and CB **John Reid**
- The following Texans player did not play in the game: QB **AJ McCarron**
- Houston won the toss and elected to defer. Houston received the second half kickoff

## INDIVIDUAL PLAYER NOTES

### ILB TYRELL ADAMS

- Recorded 10 total tackles (five solo), one tackle for loss and one special teams tackle
- Totaled the second game of his career with double-digit tackles (career-high 12 tackles in Week 5 vs. Jacksonville)
- Recorded three-consecutive games with at least six total tackles for the first time in his career
- Notched his third tackle for loss in the last four games
- Joined **Zach Cunningham** as the only players to record at least 10 total tackles and one special teams tackle in a game since Week 14 of the 2019 season vs. Denver

### P BRYAN ANGER

- Punted four times for 205 yards (51.3 avg.), including a season-long 67-yarder, and pinned two punts inside the 20
- His 67-yard punt was the fourth-longest of his career and the longest since Week 4 of 2019 against Carolina (71)
- Recorded consecutive games with a 51.0-or-better punting average for the first time since Weeks 2-3 of the 2012 season when he was a rookie for the Jaguars

### WR RANDALL COBB

- Finished with a season-high eight receptions for 95 yards (11.9 avg.)
- Posted the most receptions in game since tallying nine in Week 1 of 2018 vs. Chicago as a member of the Packers
- Tied his season high with 95 receiving yards (Week 3 at Pittsburgh)
- Logged his 53rd career game with at least five receptions and 58th career game with at least 50 receiving yards
- Recorded his 10th consecutive season with at least 350

receiving yards and one receiving touchdown

### ILB DYLAN COLE

- Recovered the blocked punt by RB **Buddy Howell** on Packers P **JK Scott** at the Packers' 33-yard line
- Notched one special teams tackle

### WR BRANDIN COOKS

- Finished with seven receptions for 60 yards (8.6 avg.)
- Notched his third consecutive game with at least seven receptions for just the second time in his career

### ILB ZACH CUNNINGHAM

- Led the team with 11 total tackles (four solo)
- Became the 10th player in NFL history with at least 70 total tackles and 2.0 sacks within the first seven games of a season
- Tied **Brian Cushing** (17) for the third-most double-digit tackle games in franchise history
- Passed **Benardick McKinney** (69) for the most total tackles by a Texans player in the first seven games of a season
- Passed **Morlon Greenwood** (385) for the ninth-most career total tackles in franchise history
- Became the only player in franchise history with 10 total tackles in five of the first seven games of a season

### K KA'IMI FAIRBAIRN

- Scored eight points on two made field goals and two made extra point attempts
- Passed **Andre Johnson** (388) for third-most points scored in franchise history
- Has not missed on a field goal attempt from within 40 yards since 2017
- Connected on a 38-yard field goal attempt in the fourth quarter to cut the Green Bay lead to 28-10
- Made a 29-yard field goal attempt in the fourth quarter to cut the Packers' lead to 28-13

### WR WILL FULLER V

- Finished with three receptions for 35 yards (11.7 avg.) and one receiving touchdown
- Grabbed a six-yard touchdown pass from QB **Deshaun Watson** in the fourth quarter to cut the Packers' lead to 35-20
- Caught his fifth touchdown of the season and now owns 21 touchdowns in his NFL career (2016-20)
- Has logged 19 touchdown receptions from QB **Deshaun Watson** in 29 games played together
- Joined **DeAndre Hopkins** (2017 and 2018) as the only players in franchise history to record five straight games with a receiving touchdown, as well as a receiving touchdown in five of the first seven games of a season (2017)
- Joined **Mike Evans** as the only receivers in the NFL this season with a receiving touchdown in five straight games
- Passed **DeAndre Hopkins** (20) for the most touchdown receptions in team history by a player in their first 49 games
- Tied **Corey Bradford** (16) for the fifth-most games with a receiving touchdown in franchise history
- Remains only the second wide receiver and fifth NFL player with over 15 receiving touchdowns on less than 220 targets since 2017, joining **Darren Fells**, **Mark Andrews**, **Tyrell Williams** and **Cameron Brate**
- Tied for the third-most receiving touchdowns (five) by a

Texans player within the first seven games of a season

## RB BUDDY HOWELL

- Blocked a punt from Packers P **JK Scott** in the fourth quarter that was recovered by ILB **Dylan Cole** at the Packers' 33-yard line. The Texans have blocked kicks in consecutive games for the first time since Weeks 15-16 of 2019
- Notched his first career blocked punt in the fourth quarter and became the first Texan to block a punt since ILB **Tyrell Adams** did so in Week 6 of 2018 against Buffalo (10/14)

## RB DAVID JOHNSON

- Ran for a team-high 42 yards on 14 carries (3.0 avg.)
- Caught four passes for 42 yards (10.5 avg.) and one touchdown
- Notched his first receiving touchdown as a member of the Texans on a three-yard touchdown pass from QB **Deshaun Watson** in the third quarter to cut the Packers' lead to 21-7. It marked Johnson's first receiving touchdown since Week 14 of 2019 vs. Pittsburgh as a member of the Cardinals
- Posted his 16th career receiving touchdown, which marks the second-most receiving touchdowns by a running back in the NFL since 2015, trailing only **James White**
- Became the seventh-fastest running back in NFL history to total 3,500 rushing yards, 2,000 receiving yards and 50 touchdowns (69 games)
- Logged the most receiving yards in a game since Week 6 of 2019 vs. Atlanta (68) as a member of the Cardinals

## RB DUKE JOHNSON

- Caught five passes for 43 yards (8.6 avg.)
- Logged his most receiving yards in a game since Week 17 of 2019 against Tennessee (12/29)
- Recorded his longest reception of the season on a 30-yard pass in the third quarter
- Eclipsed **Alfred Blue** (470) for the seventh-most receiving yards by a running back in Texans history
- Passed **Theo Riddick** (285) for the 10th-most receptions by a running back within their first six seasons since 2000
- Owns the third-most receptions (289), second-most receiving yards (2,657), third-most receiving first downs (124) and second-most receptions of at least 20 yards (31) by an NFL running back since 2015

## S MICHAEL THOMAS

- Notched two total tackles (one solo)
- Recovered an onside kick to become the first Texans player to do so since **SJ. Moore Jr.** in Week 14 of 2019 against Denver (12/8)

## QB DESHAUN WATSON

- Completed 29-of-39 passes (74.4 percent) for 309 yards, two touchdowns, zero interceptions and an 114.2 rating

- Ran for 38 yards on seven carries (5.4 avg.)
- Completed a three-yard touchdown pass to RB **David Johnson** in the third quarter to cut the Packers' lead to 21-7
- Threw a six-yard touchdown pass to WR **Will Fuller V** in the fourth quarter to cut the Packers' lead to 35-20
- Became the eighth quarterback in NFL history with at least 250 passing yards and one touchdown in each of the first seven games of a season. He is the first player in franchise history to accomplish this feat and it is also the longest streak in franchise history
- Notched his fifth-straight game with a passer rating of at least 100.0, which is a career-best and franchise record
- Owns 15 touchdown passes this season, which are the third-most through six games in franchise history, and now has 86 in his NFL career (2017-20)
- Notched his fifth game with multiple touchdown passes this season and 26th of his career, which marks the second-most in team history
- Posted his fifth-consecutive game with multiple touchdown passes, which ties the longest streak in franchise history and longest streak of his NFL career (five in 2017)
- Posted his fourth 300-yard passing game of 2020 and owns 14 in his career, which is second-most in team history
- Owns the fourth-most passing touchdowns and passed **Peyton Manning** (11,666) for the seventh-most passing yards by a player in their first 45 career games since 1970
- Threw his 19th touchdown pass to WR **Will Fuller V** in 29 games played together
- Owns the longest streak in Texans history with at least 250 passing yards and two touchdown passes (five games)
- Became the first quarterback in franchise history to complete at least 60 percent of his passes in each of the first seven games of a season
- Recorded the most passing yards and completions by a Texans quarterback in the first seven games of a season
- Became the first quarterback in team history to throw for over 250 yards in each of the first seven games of a season
- Recorded four consecutive games with at least 300 passing yards for the first time since 2018 and the second time in his NFL career

## DE J.J. WATT

- Finished with five (four solo) total tackles, two tackles for loss
- Logged his fifth tackle for loss of the season and now owns 163 career tackles for loss, which is the most in the NFL since TFLs became an official stat
- Notched his 45th career game with multiple tackles for loss, which is the most in the NFL since 2011, the most in franchise history and the second-most since TFLs became an official stat, trailing only **Terrell Suggs**
- Became the fifth player in franchise history with 500 total tackles



# GAME SUMMARIES



## WEEK 9

Houston Texans 27, Jacksonville Jaguars 25

15,668 TIAA Bank Field Jacksonville, Fla. Nov 8, 2020



Houston Texans	10	10	7	0	—	27
Jacksonville Jaguars	7	9	3	6	—	25

### Scoring Drives

TEAM	QTR	TIME	SCORING PLAY	HOU	JAX
Jaguars	1	14:08	D.Chark Jr. 73 yd. pass from J.Luton (J.Lambo kick) (3-75, 0:52)	0	7
Texans	1	13:33	B.Cooks 57 yd. pass from D.Watson (K.Fairbairn kick) (2-75, 0:35)	7	7
Texans	1	09:48	K.Fairbairn 54 yd. Field Goal (6-45, 2:45)	10	7
Texans	2	12:27	K.Fairbairn 30 yd. Field Goal (14-59, 6:01)	13	7
Jaguars	2	05:42	J.Robinson 1 yd. run (kick failed, wr) (12-75, 6:45)	13	13
Texans	2	00:27	D.Johnson 1 yd. run (K.Fairbairn kick) (6-98, 1:44)	20	13
Jaguars	2	00:00	J.Lambo 59 yd. Field Goal (3-18, 0:27)	20	16
Texans	3	06:05	W.Fuller 77 yd. pass from D.Watson (K.Fairbairn kick) (3-81, 1:21)	27	16
Jaguars	3	01:11	J.Lambo 30 yd. Field Goal (9-63, 4:54)	27	19
Jaguars	4	01:30	J.Luton 13 yd. run (pass failed) (7-80, 1:27)	27	25

### Houston Texans

PASSING	ATT	CP	YDS	SK/YD	TD	LG	INT	RTG
Deshaun Watson	32	19	281	2/14	2	77	0	109.0
<b>TOTAL</b>	<b>32</b>	<b>19</b>	<b>281</b>	<b>2/14</b>	<b>2</b>	<b>77</b>	<b>0</b>	<b>109.0</b>

RUSHING	ATT	YDS	AVG	LG	TD
Deshaun Watson	10	50	5.0	16	0
Duke Johnson	16	41	2.6	8	1
David Johnson	2	16	8.0	18	0
<b>TOTAL</b>	<b>28</b>	<b>107</b>	<b>3.8</b>	<b>18</b>	<b>1</b>

RECEIVING	NO	YDS	AVG	LG	TD
Will Fuller V	5	100	20.0	77t	1
Duke Johnson	4	32	8.0	12	0
Brandin Cooks	3	83	27.7	57t	1
Randall Cobb	3	21	7.0	11	0
Darren Fells	2	26	13.0	19	0
Jordan Akins	2	19	9.5	10	0
<b>TOTAL</b>	<b>19</b>	<b>281</b>	<b>14.8</b>	<b>77T</b>	<b>2</b>

TOP DEFENSE	TOT	SOLO	AST	SCK	YDS	INT
Tyrell Adams	12	6	6	0.0	0.0	0
Zach Cunningham	7	5	2	1.0	7.0	0
Justin Reid	6	5	1	0.0	0.0	0

FIELD GOALS	FGM/FGA	PERCENT	RESULTS
Ka'imi Fairbairn	2-2	100.0	(54, 30)
<b>TOTAL</b>	<b>2-2</b>	<b>100.0</b>	

### Jacksonville Jaguars

PASSING	ATT	CP	YDS	SK/YD	TD	LG	INT	RTG
Jake Luton	38	26	304	2/16	1	73	1	90.2
<b>TOTAL</b>	<b>38</b>	<b>26</b>	<b>304</b>	<b>2/16</b>	<b>1</b>	<b>73</b>	<b>1</b>	<b>90.2</b>

RUSHING	ATT	YDS	AVG	LG	TD
James Robinson	25	99	4.0	12	1
Jake Luton	1	13	13.0	13t	1
Chris Thompson	1	3	3.0	3	0
<b>TOTAL</b>	<b>27</b>	<b>115</b>	<b>4.3</b>	<b>13T</b>	<b>2</b>

RECEIVING	NO	YDS	AVG	LG	TD
DJ Chark Jr.	7	146	20.9	73t	1
Chris Conley	7	52	7.4	21	0
Tyler Eifert	4	48	12.0	17	0
Chris Thompson	4	35	8.8	13	0
Collin Johnson	1	9	9.0	9	0
James O'Shaughnessy	1	9	9.0	9	0
Keelan Cole	1	6	6.0	6	0
Laviska Shenault	1	-1	-1.0	-1	0
<b>TOTAL</b>	<b>26</b>	<b>304</b>	<b>11.7</b>	<b>73T</b>	<b>1</b>

TOP DEFENSE	TOT	SOLO	AST	SCK	YDS	INT
Myles Jack	11	6	5	0.0	0.0	0
Joe Schobert	6	5	1	0.5	3.0	0
Josh Jones	5	3	2	0.0	0.0	0

FIELD GOALS	FGM/FGA	PERCENT	RESULTS
Josh Lambo	2-2	100.0	(59, 30)
<b>TOTAL</b>	<b>2-2</b>	<b>100.0</b>	

### Team Statistics

	Texans	Jaguars
First Downs	19	22
3rd Down Eff. (Made/Att/Pct)	6/15/40%	6/14/43%
4th Down Eff. (Made/Att/Pct)	0/0/0%	0/1/0%
Total Net Yards	374	403
Total Plays	62	67
Yards Per Play	6.0	6.0
Rushes/Net Yards	28/107	27/115
Net Passing	267	288
Pass Attempts/Completions	32/19	38/26
Had Intercepted	0	1
Sacked/Yards Lost	2/14	2/16
Punts/Average	5/44.6	5/46.8
Penalties/Yards	3/18	4/78
Fumbles/Lost	2/1	1/0
Possession Time	27:53	32:07

## TEAM NOTES

### THE TEXANS...

- Improved their record to 25-13 against the Jaguars in franchise history
- Matched the longest win streak in franchise history against the Jaguars (six in 2014-16)
- Beat the Jaguars twice in the same season for the 10th time in franchise history
- Improved QB **Deshaun Watson**'s career record to 6-1 against the Jaguars
- Made Interim Head Coach **Romeo Crennel** the second coach in NFL history to win at least two games as an interim head coach for two different teams (**Joe Vitt**, 2005 Rams and 2012 Saints)
- Improved their record to 12-2 against rookie starting quarterbacks since 2014. Houston has 28 sacks and 13 interceptions in those 14 games
- Improved their record to 5-2 following their bye week since 2014
- Scored a touchdown on their opening offensive drive for the first time this season
- Notched multiple completions of at least 50 yards for the first time since Week 8 of 2017 against Seattle
- Recorded the longest play from scrimmage (77 yards) since RB **Lamar Miller** rushed for a 97-yard touchdown in Week 12 of 2018 against Tennessee
- Committed only three penalties for 15 yards, which marked the fewest since Week 4 of 2020 against Minnesota. The team now has two games this season with three-or-fewer penalties, which is the most since the 2018 season
- Scored a touchdown on 98-yard drive, which was the longest by the team since Week 6 of 2015 against Jacksonville (99 yards) and tied for the third-longest drive in franchise history
- Notched 154 net yards in the first quarter, which was the most by Houston since Week 8 of 2017 against Seattle. The Texans also recorded their longest play in the first quarter (57 yards) since the same contest (59 yards)
- Compiled two sacks and four quarterback hits, which marked the sixth game with at least two sacks this season
- Gained 374 total net yards (107 rushing, 267 passing) and 19 first downs (seven rushing, 10 passing, two by penalty)
- Held the Jaguars to 6-for-14 on third-down attempts (42.8 percent), 0-for-1 on fourth-down attempts (0.0 percent) and 2-of-3 on red zone trips (66.7 percent)
- Held the opposition to less than 43.0 percent on third downs for the third time this season and the first time since Week 4 against Minnesota
- Stopped the Jaguars' two-point conversion late in the fourth quarter, which was the first time the Texans have denied a two-point conversion since Week 13 of 2019 against New England
- Recovered Jacksonville's onside kick with 1:30 left in the fourth quarter, which was the first recovery of an opposition's onside kick since Week 15 of 2019 against Tennessee. The Texans have recovered 14 opposition onside kicks in a row, dating back to Week 8 of 2014

### SCORING PLAYS

- 1st Quarter – WR **Brandin Cooks** caught a 57-yard touchdown pass from QB **Deshaun Watson** to complete a two-play, 75-yard opening drive (0:35) to tie the game at 7-7

- after K **Ka'imi Fairbairn** made the extra point attempt
- 1st Quarter – K **Ka'imi Fairbairn** connected on a 54-yard field attempt to complete a six play, 45-yard drive (2:45) and give Houston a 10-7 lead
- 2nd Quarter – K **Ka'imi Fairbairn** made a 30-yard field goal attempt following a 14-play, 59-yard (6:01) and extend the Texans' lead to 13-7
- 2nd Quarter – RB **Duke Johnson** scored on a one-yard run to finish off a six-play, 98-yard drive (1:44) and give Houston a 20-13 lead after K **Ka'imi Fairbairn** made the extra point attempt
- 3rd Quarter – WR **Will Fuller V** caught a 77-yard touchdown pass from QB **Deshaun Watson** to complete a three-play, 81-yard drive (1:21) and extend the Texans' lead to 27-13 after K **Ka'imi Fairbairn** made the extra point attempt

### MISCELLANEOUS NOTES

- The following four Texans players were inactive for the game: WR **Isaiah Coulter**, ILB **Kyle Emanuel**, T **Charlie Heck** and CB **Bradley Roby**
- The following two Texans players did not play in the game: WR **Keke Coutee** and QB **AJ McCarron**
- Jacksonville won the toss and elected to receive. Houston received the second half kickoff

## INDIVIDUAL PLAYER NOTES

### ILB TYRELL ADAMS

- Matched his career high with 12 total tackles (six solo), tying the same total he had in Week 5 vs. Jacksonville
- Totaled the third game of his career with double-digit tackles (Week 5 and Week 7) and posted double-digit tackles in back-to-back games for the first time in his NFL career
- Recorded four-consecutive games with at least six total tackles for the first time in his career

### P BRYAN ANGER

- Punted five times for 223 yards (44.6 avg.), including a long of 61 yards, and pinned three punts inside the 20
- Registered at least three punts inside the 20 yard line for the first time this season
- Passed **Matt Turk** for the 10th-most punts inside the 20-yard line in NFL history through his first nine seasons (223)

### WR BRANDIN COOKS

- Finished with three receptions for 83 yards (27.7 avg.)
- Caught a 57-yard touchdown pass from QB **Deshaun Watson** on their opening drive to tie the game at 7-7
- Grabbed his third touchdown reception as a member of the Texans and the 37th of his NFL career (2014-20)
- Posted his longest reception (57 yards) since Week 2 of the 2019 season vs. New Orleans (57 yards)
- Owns nine receiving touchdowns of at least 50 yards in his NFL career, which marks the fourth most since 2014
- Became the fourth player with at least one 50-yard reception in each season since 2016, joining Texans WR **Will Fuller V**, Cowboys WR **Amari Cooper** and Panthers WR **Robby Anderson**
- Became the ninth player in NFL history with a 50+ yard reception in each of his first seven seasons
- Joined six other active receivers with at least 500 receiving

yards and two touchdown receptions in each of their first seven seasons

- ✎ Totaled 76 receiving yards in the first quarter, which was the fifth-most by a Texans player in the opening quarter
- ✎ Recorded four straight games with at least 60 receiving yards for the first time since Weeks 8-11 of 2018

## CB KEION CROSSEN

- ✎ Notched two total tackles (one solo) and one special teams tackle and leads the team with seven this season, which tie a single-season career high
- ✎ Recovered an onside kick from the Jaguars to clinch the game in the fourth quarter

## ILB ZACH CUNNINGHAM

- ✎ Recorded seven total tackles (five solo) and logged one tackle for loss, one quarterback hit, 1.0 sack and one pass defended
- ✎ Sacked Jaguars QB **Jake Luton** for a loss of seven yards at the 50-yard line in the second quarter on 2nd-and-10
- ✎ Logged his single-season career-high third sack of the season and now owns 6.5 career sacks
- ✎ Passed **Bernard Pollard** (74) for the most total tackles by a Texans player in the first eight games of a season
- ✎ Joined **Benardrick McKinney** as the only players in franchise history with at least 70 total tackles and 3.0 sacks within the first eight games of a season
- ✎ Passed **Dunta Robinson** (396) for the eighth-most in franchise history
- ✎ Recorded his first pass defended of the season and his first since Week 16 of 2019 at Tampa Bay
- ✎ Registered his fourth tackle for loss of the season and the 18th of his NFL career
- ✎ Totaled four total tackles, 1.0 sack and a pass defended in the first half, becoming only the seventh player in Texans history to do so in the opening half. He was the first to do so since **Jadeveon Clowney** in Week 16 of 2018
- ✎ Surpassed 400 total tackles in his career

## K KA'IMI FAIRBAIRN

- ✎ Scored nine points on two made field goals and three made extra point attempts
- ✎ Connected on a 54-yard field goal, which was tied for the second-longest of his career and the longest since Week 14 of 2019 against Denver
- ✎ Made a 30-yard field goal attempt in the second quarter to extend the Texans' lead to 13-7
- ✎ Eclipsed 400 points scored in his career, becoming the third Texan to do so (**Kris Brown** and **Arian Foster**)
- ✎ Has not missed on a field goal attempt from within 40 yards since 2017
- ✎ Owns the third-most points scored in franchise history

## WR WILL FULLER V

- ✎ Finished with five receptions for 100 yards (20.0 avg.) and one receiving touchdown
- ✎ Caught a 77-yard touchdown pass from QB **Deshaun Watson** in the third quarter to extend the Texans' lead to 27-13. The reception was the longest by a Texans player since Week 10 of 2011 (**Jacoby Jones**, 80 yards)
- ✎ Registered the longest play of his NFL career (77 yards), surpassing his 73-yard catch in Week 8 of 2018 vs. Miami

- ✎ Notched his 12th game with at least 100 receiving yards, which is the third-most in franchise history
- ✎ Caught his sixth touchdown of the season and now owns 22 touchdowns in his NFL career (2016-20)
- ✎ Has logged 20 touchdown receptions from QB **Deshaun Watson** in 30 games played together
- ✎ Set the franchise record for the most consecutive games with a touchdown reception (six)
- ✎ Became the only player in the NFL in the past two seasons with a touchdown reception in six consecutive games
- ✎ Passed **DeAndre Hopkins** (21) for the most touchdown receptions in team history by a player in their first 50 games
- ✎ Joined **Tyreek Hill** as the only receivers in the NFL over the past two seasons with a touchdown reception in six of the first eight games of a season
- ✎ Joined **Andre Johnson** and **DeAndre Hopkins** as the only players to record 12 100-yard receiving games within their first 50 career games
- ✎ Passed **Corey Bradford** (16) for the fifth-most games with a receiving touchdown in franchise history
- ✎ Remains only the wide receiver and four NFL player with over 16 receiving touchdowns on less than 220 targets since 2017, joining **Darren Fells**, **Mark Andrews** and **Cameron Brate**
- ✎ Tied for the third-most receiving touchdowns (six) by a Texans player within the first eight games of a season

## OLB JONATHAN GREENARD

- ✎ Recorded three total tackles (one solo), which were the first three of his NFL career

## CB VERNON HARGREAVES III

- ✎ Finished with three total tackles (two solo), one interception and one pass defended
- ✎ Intercepted a pass from Jaguars QB **Jake Luton** in the third quarter on 3rd-and-5 at the Texans' 19-yard line
- ✎ Logged his first interception as a member of the Texans and his first since Week 1 of 2019 vs. San Francisco
- ✎ Tied for the team lead with his fifth pass defended of the season (**Bradley Roby**)
- ✎ Registered his third career interception and 26th career pass defended (2016-20)

## RB DUKE JOHNSON

- ✎ Ran for a season-high 41 yards on 16 carries (2.6 avg.)
- ✎ Caught four passes for 32 yards (8.0 avg.)
- ✎ Scored a one-yard rushing touchdown in the second quarter to give Houston a 20-13 lead, which marked his first rushing touchdown since Week 17 of 2019 against Tennessee
- ✎ Owns the third-most receptions (293), second-most receiving yards (2,689), third-most receiving first downs (125) and second-most receptions of at least 20 yards (31) by an NFL running back since 2015

## S LONNIE JOHNSON JR.

- ✎ Finished with a season-high six solo tackles and one tackle for loss
- ✎ Tied for the second most total tackles in a game in his career
- ✎ Registered his first career tackle for loss



## S JUSTIN REID

- Recorded six total tackles (five solo), including one on fourth down to stop Jaguars RB **James Robinson** and turn the ball over on downs in the fourth quarter

## QB DESHAUN WATSON

- Completed 19-of-32 passes (59.4 percent) for 281 yards, two touchdowns, zero interceptions and a 109.0 rating
- Ran for 50 yards on 10 carries (5.0 avg.), which marked his most since Week 17 of 2018 against Jacksonville (66)
- Threw a 57-yard touchdown pass in the first quarter to WR **Brandin Cooks** to tie the game at 7-7, which was his longest passing touchdown since Week 8 of 2018 against Miami (73 yards)
- Completed a 77-yard touchdown pass to WR **Will Fuller V** in the third quarter to extend the Texans' lead to 27-13. The pass was the longest completion by a Texans quarterback since Week 10 of 2011 (**Matt Schaub**, 80 yards)
- Became the eighth quarterback in NFL history with at least 250 passing yards and one touchdown in each of the first eight games of a season. He is the first player in franchise history to accomplish this feat and it is also the longest streak in franchise history
- Notched his sixth-straight game with a passer rating of at least 100.0, which is a career-best and franchise record
- Posted his sixth-consecutive game with multiple touchdown passes, which marks the longest streak in franchise history and longest streak of his NFL career
- Notched his sixth game with multiple touchdown passes this season and 27th of his career, which marks the second-most in team history
- Threw his 20th touchdown pass to WR **Will Fuller V** in 30 games played together
- Owens 17 touchdown passes this season, which are the second-most through eight games in franchise history (Watson, 19 in 2017), and now has 88 in his NFL career (2017-20)
- Owens the most passing yards by a Texans player in the first eight games of a season, surpassing **Matt Schaub** (2,342)
- Owens the fourth-most passing touchdowns (88) and seventh-most passing yards (12,092) by a quarterback in their first 46 career games
- Owens the longest streak in Texans history with at least 250 passing yards and two touchdown passes (six games)
- Became the first quarterback in team history to throw for over 250 yards in each of the first eight games of a season
- Recorded his 13th career touchdown pass of at least 40 yards
- Passed for 127 yards in the first quarter, which was the eighth-most in franchise history and the most since Week 8 of 2017 against Seattle (130)
- Passed **Ron Dayne** for the seventh-most rushing yards in

franchise history (1,385)

## DE J.J. WATT

- Finished with two solo tackles, 1.0 sack and two quarterback hits
- Strip-sacked Jaguars QB **Jake Luton** for a loss of seven yards in the fourth quarter
- Owens a team-leading 4.0 sacks this season and a franchise-record 100.0 career sacks, which is the second-most in the NFL since 2011
- Became the 35th player in NFL history to total 100.0 career sacks
- Became the first player in Texans history to reach 100.0 career sacks
- Became only the fourth player in NFL history to record at least 100.0 sacks in 120 games-or-less (**DeMarcus Ware**, **Reggie White** and **Bruce Smith**)
- Became the first player in NFL history with 100.0 sacks and multiple 20.0 sack seasons
- Became the first player in NFL history with at least 150 career tackles for loss and 100.0 sacks in their first 120 games
- Became the only player in NFL history to tally at least 15% of a franchise's total sacks (min. 100.0 sacks)
- Joined **Lawrence Taylor** as the only players with at least 100.0 career sacks and three NFL Defensive Player of the Year awards
- Joined **DeMarcus Ware** as the only players with at least 100.0 sacks and 450 total tackles in their first 120 career games
- Became the fourth player in NFL history with 100.0 sacks and at least five touchdowns in their career
- Tied **Andre Tippett** (100.0) for 34th on the NFL's all-time sack list
- Notched his eighth quarterback hit of the season and owns 273 career quarterback hits, which is the most in the NFL since QBHs became an official stat
- Recorded his 21st game with at least 1.0 sack and one forced fumble, passing **Robert Quinn** (20) for the second-most such games in the NFL since 2011
- Registered his second forced fumble of the season and the 25th of his NFL career, which is the most in franchise history, the tied for the fourth-most in the NFL since 2011 and tied for the 29th-most in NFL history
- Registered his 70th career game with multiple quarterback hits, which is the most since QBHs became an official stat

## LS JON WEEKS

- Played in his 168th consecutive game, which is a Texans franchise record
- Ranks second in Texans history in games played (168), trailing only **Andre Johnson** (169)

# GAME SUMMARIES



## WEEK 10

Houston Texans 7, Cleveland Browns 10  
10,613 FirstEnergy Stadium Cleveland, Ohio Nov 15, 2020



Houston Texans	0	0	0	7	—	7
Cleveland Browns	3	0	0	7	—	10

### Scoring Drives

TEAM	QTR	TIME	SCORING PLAY	HOU	CLE
Browns	1	08:27	C.Parkey 41 yd. Field Goal (12-52, 6:33)	0	3
Browns	4	13:32	N.Chubb 9 yd. run (C.Parkey kick) (9-64, 5:01)	0	10
Texans	4	04:59	P.Brown 16 yd. pass from D.Watson (K.Fairbairn kick) (7-90, 2:52)	7	10

### Houston Texans

PASSING	ATT	CP	YDS	SK/YD	TD	LG	INT	RTG
Deshaun Watson	30	20	163	2/10	1	29	0	91.4
<b>TOTAL</b>	<b>30</b>	<b>20</b>	<b>163</b>	<b>2/10</b>	<b>1</b>	<b>29</b>	<b>0</b>	<b>91.4</b>

RUSHING	ATT	YDS	AVG	LG	TD
Duke Johnson	14	54	3.9	23	0
Deshaun Watson	8	36	4.5	9	0
<b>TOTAL</b>	<b>22</b>	<b>90</b>	<b>4.1</b>	<b>23</b>	<b>0</b>

RECEIVING	NO	YDS	AVG	LG	TD
Brandin Cooks	6	39	6.5	10	0
Will Fuller V	5	38	7.6	12	0
Randall Cobb	3	41	13.7	29	0
Pharaoh Brown	2	21	10.5	16t	1
Darren Fells	1	15	15.0	15	0
Kenny Stills	1	6	6.0	6	0
Jordan Akins	1	5	5.0	5	0
C.J. Prosise	1	-2	-2.0	-2	0
<b>TOTAL</b>	<b>20</b>	<b>163</b>	<b>8.2</b>	<b>29</b>	<b>1</b>

TOP DEFENSE	TOT	SOLO	AST	SCK	YDS	INT
Zach Cunningham	13	8	5	0.0	0.0	0
Tyrell Adams	7	5	2	0.0	0.0	0
Vernon Hargreaves III	6	4	2	0.0	0.0	0

FIELD GOALS	FGM/FGA	PERCENT	RESULTS
No Field Goals			

### Cleveland Browns

PASSING	ATT	CP	YDS	SK/YD	TD	LG	INT	RTG
Baker Mayfield	20	12	132	1/7	0	21	0	79.6
<b>TOTAL</b>	<b>20</b>	<b>12</b>	<b>132</b>	<b>1/7</b>	<b>0</b>	<b>21</b>	<b>0</b>	<b>79.6</b>

RUSHING	ATT	YDS	AVG	LG	TD
Nick Chubb	19	126	6.6	59	1
Kareem Hunt	19	104	5.5	19	0
Baker Mayfield	3	1	0.3	3	0
<b>TOTAL</b>	<b>41</b>	<b>231</b>	<b>5.6</b>	<b>59</b>	<b>1</b>

RECEIVING	NO	YDS	AVG	LG	TD
Rashard Higgins	3	48	16.0	21	0
Jarvis Landry	3	29	9.7	18	0
Kareem Hunt	3	28	9.3	12	0
Donovan Peoples-Jones	2	16	8.0	10	0
Austin Hooper	1	11	11.0	11	0
<b>TOTAL</b>	<b>12</b>	<b>132</b>	<b>11.0</b>	<b>21</b>	<b>0</b>

TOP DEFENSE	TOT	SOLO	AST	SCK	YDS	INT
B.J. Goodson	7	5	2	0.0	0.0	0
Myles Garrett	6	4	2	0.5	2.5	0
Ronnie Harrison	6	6	0	0.0	0.0	0

FIELD GOALS	FGM/FGA	PERCENT	RESULTS
Cody Parkey	1-1	100.0	(41)
<b>TOTAL</b>	<b>1-1</b>	<b>100.0</b>	

### Team Statistics

	Texans	Browns
First Downs	16	20
3rd Down Eff. (Made/Att/Pct)	7/14/50%	6/12/50%
4th Down Eff. (Made/Att/Pct)	0/1/0%	0/1/0%
Total Net Yards	243	356
Total Plays	54	62
Yards Per Play	4.5	5.7
Rushes/Net Yards	22/90	41/231
Net Passing	153	125
Pass Attempts/Completions	30/20	20/12
Had Intercepted	0	0
Sacked/Yards Lost	2/10	1/7
Punts/Average	4/48.5	4/43.5
Penalties/Yards	6/49	6/63
Fumbles/Lost	0/0	1/0
Possession Time	26:40	33:20

## TEAM NOTES

### THE TEXANS...

- ✔ Allowed the fewest points in the first half of a game (three) since Week 15 of 2019 at Tennessee (zero)
- ✔ Allowed the fewest opponent passing yards (125) since Week 12 of 2019 against Indianapolis (121)
- ✔ Allowed 10-or-fewer points in a game for the first time since Week 9 of 2019 against Jacksonville (three)
- ✔ Held the Browns to 12 completed passes, which marked the fewest completions allowed by the Texans since Week 4 of 2017 against Tennessee (10)
- ✔ Held the Browns to 0-for-1 on fourth-down attempts (0.0 percent), 1-of-3 on red zone trips (33.3 percent) and 0-for-1 on goal-to-go attempts (0.0 percent)

### SCORING PLAYS

- ✔ 4th Quarter – TE **Pharaoh Brown** caught a 16-yard touchdown pass from QB **Deshaun Watson** to complete a seven-play, 90-yard drive (2:52) to cut the Browns lead to 10-7 after K **Ka'imi Fairbairn** made the extra point attempt

### MISCELLANEOUS NOTES

- ✔ The following six Texans players were inactive for the game: WR **Isaiah Coulter**, WR **Keke Coutee**, T **Charlie Heck**, G **Senio Kelemete**, QB **Josh McCown** and DE **Charles Omenihu**
- ✔ The following Texans player did not play in the game: QB **AJ McCarron**
- ✔ Houston won the toss and elected to defer. The Texans received the second half kickoff

## INDIVIDUAL PLAYER NOTES

### ILB TYRELL ADAMS

- ✔ Recorded seven total tackles (five solo)
- ✔ Recorded five-consecutive games with at least six total tackles for the first time in his career
- ✔ Joined **Zach Cunningham** and **Benardrick McKinney** as the only Texans players with 50 total tackles, three tackles for loss and three special teams tackles in a single season since 2014

### P BRYAN ANGER

- ✔ Punted three times for 168 yards (56.0 avg.), including a season-long 64-yard punt, which was his second-longest of the season
- ✔ His 56.0 yards per punt was the second-highest average of his career and the best since Week 16 of 2012

### TE PHARAOH BROWN

- ✔ Finished with two receptions for 21 yards (10.5 avg.) and one touchdown
- ✔ Caught the first touchdown of his NFL career on a 16-yard pass from QB **Deshaun Watson** in the fourth quarter
- ✔ Recorded the second-most receiving yards in his career and set a new single-season career high (53)

### WR RANDALL COBB

- ✔ Finished with three receptions for a team-high 41 yards (13.7 avg.)
- ✔ Recorded his fifth game of the season with at least five receptions

- ✔ Logged his fifth-consecutive game with at least three receptions for the first time since Weeks 9-13 of 2019

### WR BRANDIN COOKS

- ✔ Finished with six receptions for 39 yards (6.5 avg.)
- ✔ Recorded his fifth game of the season with at least five receptions, and his fourth in the past five games

### CB KEION CROSSEN

- ✔ Notched one special teams tackle
- ✔ Leads the team with eight special teams tackles this season, which is a single-season career high

### ILB ZACH CUNNINGHAM

- ✔ Led the team with 13 total tackles (eight solo)
- ✔ Passed **Brian Cushing** (17) for the third-most double-digit tackle games in franchise history
- ✔ Passed **Jamie Sharper** (83) for the most total tackles by a Texans player in the first nine games of a season
- ✔ Became the third player in NFL history with at least 90 total tackles and 3.0 sacks in the first nine games of a season
- ✔ Joined **DeMeco Ryans** as the only players in team history with at least 80 tackles in each of their first four seasons
- ✔ Became the only player in Texans history with at least 10 total tackles in six of the first nine contests

### K KA'IMI FAIRBAIRN

- ✔ Notched the second punt of his NFL career on a 26-yarder that pinned the Browns at the four-yard line in the second quarter. Fairbairn also punted against the Buccaneers in Week 16 of the 2019 season

### WR WILL FULLER V

- ✔ Finished with five receptions for 38 yards (7.6 avg.)
- ✔ Returned one punts for 13 yards (13.0 avg.)

### CB VERNON HARGREAVES III

- ✔ Finished with six total tackles (four solo) and one tackle for loss
- ✔ Logged his first tackle for loss of the season and the sixth of his NFL career (2016-20)

### RB BUDDY HOWELL

- ✔ Notched one special teams tackle, which was the first of his career
- ✔ Recorded his third-straight season with at least one special teams tackle

### RB DUKE JOHNSON

- ✔ Ran for a team-high 54 yards on 14 carries (3.9 avg.)
- ✔ Logged consecutive games with at least 40 rushing yards for the first time since Weeks 4-5 of 2019

### DT COREY LIUGET

- ✔ Finished with one solo tackle, 1.0 sack, one tackle for loss and one quarterback hit
- ✔ Sacked QB **Baker Mayfield** for a loss of seven yards on 2nd-and-9 at the Cleveland 26-yard line in the third quarter
- ✔ Registered his first sack since Week 11 of 2019 at Miami as a member of the Buffalo Bills
- ✔ Owns 26.0 career sacks, 65 career tackles for loss and 56



career quarterback hits (2011-20)

- Has now registered at least 1.0 sack in eight of his 10 seasons

## OLB WHITNEY MERCILUS

- Finished with four total tackles (two solo) and logged one quarterback hit
- Posted his fifth quarterback hit of the season and has 110 in his career, which is second-most in team history

## DE CARLOS WATKINS

- Notched two total tackles (one solo) and one pass defended
- Registered his second pass defended of the season, which marks a single-season career high
- Notched consecutive games with a pass defended for the first time in his career

## QB DESHAUN WATSON

- Completed 20-of-30 passes (66.7 percent) for 163 yards, one touchdown, zero interceptions and a 91.4 rating
- Ran for eight yards on 36 carries (4.5 avg.)
- Threw a 16-yard touchdown pass in the fourth quarter to TE **Pharaoh Brown**
- Became the first Texans quarterback since QB **Brian Hoyer** in Weeks 5-6 of 2018 to lead the team on over 90-yard touchdown drives in consecutive weeks
- Owns 18 touchdown passes this season, which are tied for

the second-most through eight games in franchise history, and now has 89 in his NFL career (2017-20)

- Owns the second-most passing yards by a Texans player in the first nine games of a season (2,539)
- Owns 205 completions this season, which ranks third in Texans history through the first nine games of a season
- Owns the fourth-most passing touchdowns (89) and seventh-most passing yards (12,255) by a quarterback in their first 46 career games
- Became the fastest quarterback in franchise history to 1,000 completions
- Notched his ninth-consecutive game with a touchdown pass

## DE J.J. WATT

- Finished with five total tackles (three solo) and one tackle for loss
- Logged his team-leading sixth tackle for loss of the season and now owns 164 career tackles for loss, which is the most in the NFL since TFLs became an official stat

## LS JON WEEKS

- Played in his 169th consecutive game, which is a Texans franchise record
- Tied **Andre Johnson** (169) for the most games played in franchise history

# National Football League Game Summary

NFL Copyright © 2020 by The National Football League. All rights reserved. This summary and play-by-play is for the express purpose of assisting media in their coverage of the game; any other use of this material is prohibited without the written permission of the National Football League.

Date: Sunday, 11/15/2020

Houston Texans at Cleveland Browns

Start Time: 1:37 PM EST

at FirstEnergy Stadium, Cleveland, OH

## Game Day Weather

Game Weather: Rain

Temp: 59° F (15.0° C) Humidity: 66%, Wind: SE 25 mph

Played Open Stadium on Turf: Grass

Outdoor Weather: Rain, Wind Chill: 49

## Officials

Referee: Torbert, Ronald (62)

Umpire: Pellis, Mark (131)

Down Judge: Holt, Patrick (106)

Line Judge: Mello, Jim (48)

Field Judge: Coleman, James (95)

Side Judge: Monroe, Jonah (120)

Back Judge: Yette, Greg (38)

Replay Official: Choudhry, Saleem (0)

## Lineups

Houston Texans				Cleveland Browns			
Offense		Defense		Offense		Defense	
QB	4 D.Watson	DE	99 J.Watt	WR	80 J.Landry	DE	95 M.Garrett
TE	87 D.Fells	DT	92 B.Dunn	LT	71 J.Wills	DT	98 S.Richardson
LT	78 L.Tunsil	DE	91 C.Watkins	LG	75 J.Bitonio	DT	65 L.Ogunjobi
LG	74 M.Scharping	DT	96 P.Hall	C	64 J.Tretter	DE	54 O.Vernon
C	66 N.Martin	LB	41 Z.Cunningham	RG	77 W.Teller	WILL	51 M.Wilson
RG	73 Z.Fulton	LB	50 T.Adams	RT	78 J.Conklin	MIKE	93 B.Goodson
RT	71 T.Howard	CB	26 V.Hargreaves	TE	81 A.Hooper	CB	21 D.Ward
TE	85 P.Brown	CB	21 B.Roby	QB	6 B.Mayfield	CB	39 T.Mitchell
WR	15 W.Fuller	S	20 Ju.Reid	TE	88 H.Bryant	SS	33 R.Harrison Jr.
WR	13 B.Cooks	S	23 E.Murray	FB	31 A.Janovich	FS	23 A.Sendejo
RB	25 D.Johnson	LB	59 W.Mercilus	RB	24 N.Chubb	DB	44 S.Takitaki

## Substitutions

K 7 K.Fairbairn, P 9 B.Anger, WR 12 K.Stills, WR 14 D.Carter, WR 18 R.Cobb, RB 24 C.Prosise, S 28 M.Thomas, CB 29 P.Gaines, CB 30 C.Armstrong, CB 32 L.Johnson, S 33 A.Moore, CB 34 J.Reid, CB 35 K.Crossen, RB 38 B.Howell, FB 44 C.Gillaspia, LS 46 J.Weeks, LB 48 N.Hall, OLB 52 J.Greenard, ILB 58 P.Kalambayi, T 63 R.Johnson, OG 65 G.Mancz, G/T 76 B.Qvale, TE 88 J.Akins, DT 90 R.Blacklock, DT 93 C.Liuget

## Substitutions

K 2 C.Parkey, P 7 J.Gillan, WR 11 D.Peoples-Jones, WR 12 K.Hodge, CB 20 T.Thomas, RB 27 K.Hunt, CB 28 K.Johnson, S 29 S.Redwine, RB 30 D.Johnson, CB 36 M.Stewart Jr., S 42 K.Joseph, LS 47 C.Hughlett, LB 52 E.Lee, C 53 N.Harris, LB 55 T.Davis, LB 56 M.Smith, G 68 M.Dunn, T 70 K.Lamm, WR 82 R.Higgins, TE 85 D.Njoku, TE 89 S.Carlson, DT 90 J.Elliott, DE 94 A.Clayborn, DT 96 V.Taylor, DE 97 P.Gustin

## Did Not Play

QB 2 A.McCarron

## Did Not Play

QB 5 C.Keenum

## Not Active

QB 3 J.McCown, WR 16 K.Coutee, G 64 S.Kelemete, T 67 C.Heck, WR 82 I.Coulter, DE 94 C.Omenihu

## Not Active

WR 10 T.Taylor, RB 25 D.Hilliard, CB 34 R.Jackson, S 35 J.Moffatt, LB 50 J.Phillips, DE 91 J.Jackson

## Field Goals (made ( ) & missed)

K.Fairbairn		46WL	C.Parkey		(41)		
			1	2	3	4	OT
VISITOR:	Houston Texans		0	0	0	7	0
HOME:	Cleveland Browns		3	0	0	7	0

## Scoring Plays

Team	Qtr	Time	Play Description (Extra Point) (Drive Info)	Visitor	Home
Browns	1	8:27	C.Parkey 41 yd. Field Goal (12-52, 6:33)	0	3
Browns	4	13:32	N.Chubb 9 yd. run (C.Parkey kick) (9-64, 5:01)	0	10
Texans	4	4:59	P.Brown 16 yd. pass from D.Watson (K.Fairbairn kick) (7-90, 2:52)	7	10
Paid Attendance: 10,613				Time: 2:35	

Houston Texans vs Cleveland Browns  
11/15/2020 at FirstEnergy Stadium

Final Individual Statistics

Houston Texans									Cleveland Browns										
RUSHING				ATT	YDS	AVG	LG	TD	RUSHING				ATT	YDS	AVG	LG	TD		
D.Johnson				14	54	3.9	23	0	N.Chubb				19	126	6.6	59	1		
D.Watson				8	36	4.5	9	0	K.Hunt				19	104	5.5	19	0		
									B.Mayfield				3	1	0.3	3	0		
Total				22	90	4.1	23	0	Total				41	231	5.6	59	1		
PASSING		ATT	CMP	YDS	SK/YD	TD	LG	IN	RT	PASSING		ATT	CMP	YDS	SK/YD	TD	LG	IN	RT
D.Watson		30	20	163	2/10	1	29	0	91.4	B.Mayfield		20	12	132	1/7	0	21	0	79.6
Total		30	20	163	2/10	1	29	0	91.4	Total		20	12	132	1/7	0	21	0	79.6
PASS RECEIVING		TAR	REC	YDS	AVG	LG	TD	PASS RECEIVING		TAR	REC	YDS	AVG	LG	TD				
B.Cooks		8	6	39	6.5	10	0	R.Higgins		4	3	48	16.0	21	0				
W.Fuller		8	5	38	7.6	12	0	J.Landry		5	3	29	9.7	18	0				
R.Cobb		5	3	41	13.7	29	0	K.Hunt		4	3	28	9.3	12	0				
P.Brown		2	2	21	10.5	16	1	D.Peoples-Jones		2	2	16	8.0	10	0				
D.Fells		1	1	15	15.0	15	0	A.Hooper		2	1	11	11.0	11	0				
K.Stills		1	1	6	6.0	6	0	K.Hodge		1	0	0	0.0	0	0				
J.Akins		1	1	5	5.0	5	0	N.Chubb		1	0	0	0.0	0	0				
C.Prosise		1	1	-2	-2.0	-2	0												
D.Johnson		1	0	0	0.0	0	0												
Total		28	20	163	8.2	29	1	Total		19	12	132	11.0	21	0				
INTERCEPTIONS		NO	YDS	AVG	LG	TD	INTERCEPTIONS		NO	YDS	AVG	LG	TD						
Total		0	0	0	0	0	Total		0	0	0	0	0						
PUNTING		NO	YDS	AVG	NET	TB	IN20	LG	PUNTING		NO	YDS	AVG	NET	TB	IN20	LG		
B.Anger		3	168	56.0	45.7	1	0	64	J.Gillan		4	174	43.5	38.0	0	1	45		
K.Fairbairn		1	26	26.0	26.0	0	1	26											
Total		4	194	48.5	40.8	1	1	64	Total		4	174	43.5	38.0	0	1	45		
PUNT RETURNS		NO	YDS	AVG	FC	LG	TD	PUNT RETURNS		NO	YDS	AVG	FC	LG	TD				
W.Fuller		1	13	13.0	0	13	0	D.Peoples-Jones		2	11	5.5	0	9	0				
D.Carter		1	9	9.0	1	9	0	[DOWNED]		1	0	0.0	0	0	0				
[DOWNED]		1	0	0.0	0	0	0	[TOUCHBACK]		1	0	0.0	0	0	0				
Total		2	22	11.0	1	13	0	Total		2	11	5.5	0	9	0				
KICKOFF RETURNS		NO	YDS	AVG	FC	LG	TD	KICKOFF RETURNS		NO	YDS	AVG	FC	LG	TD				
C.Prosise		2	39	19.5	0	24	0	D.Peoples-Jones		1	1	1.0	0	1	0				
[TOUCHBACK]		1	0	0.0	0	0	0	[TOUCHBACK]		1	0	0.0	0	0	0				
Total		2	39	19.5	0	24	0	Total		1	1	1.0	0	1	0				

Houston Texans												
FUMBLES				FUM	LOST	OWN-REC	YDS	TD	FORCED	OPP-REC	YDS	TD
Total				0	0	0	0	0	0	0	0	0
Cleveland Browns												
FUMBLES				FUM	LOST	OWN-REC	YDS	TD	FORCED	OPP-REC	YDS	TD
J.Tretter				1	0	0	0	0	0	0	0	0
B.Mayfield				0	0	1	0	0	0	0	0	0
Total				1	0	1	0	0	0	0	0	0



Houston Texans vs Cleveland Browns  
11/15/2020 at FirstEnergy Stadium

# Final Team Statistics

	Visitor Texans	Home Browns
<b>TOTAL FIRST DOWNS</b>	16	20
By Rushing	8	13
By Passing	7	5
By Penalty	1	2
<b>THIRD DOWN EFFICIENCY</b>	7-14-50%	6-12-50%
<b>FOURTH DOWN EFFICIENCY</b>	0-1-0%	0-1-0%
<b>TOTAL NET YARDS</b>	243	356
Total Offensive Plays (inc. times thrown passing)	54	62
Average gain per offensive play	4.5	5.7
<b>NET YARDS RUSHING</b>	90	231
Total Rushing Plays	22	41
Average gain per rushing play	4.1	5.6
Tackles for a loss-number and yards	2-3	3-8
<b>NET YARDS PASSING</b>	153	125
Times thrown - yards lost attempting to pass	2-10	1-7
Gross yards passing	163	132
<b>PASS ATTEMPTS-COMPLETIONS-HAD INTERCEPTED</b>	30-20-0	20-12-0
Avg gain per pass play (inc.# thrown passing)	4.8	6.0
<b>KICKOFFS Number-In End Zone-Touchbacks</b>	2-1-1	3-1-1
<b>PUNTS Number and Average</b>	4-48.5	4-43.5
Had Blocked	0	0
<b>FGs - PATs Had Blocked</b>	0-0	0-0
<b>Net Punting Average</b>	40.8	38.0
<b>TOTAL RETURN YARDAGE (Not Including Kickoffs)</b>	22	11
No. and Yards Punt Returns	2-22	2-11
No. and Yards Kickoff Returns	2-39	1-1
No. and Yards Interception Returns	0-0	0-0
<b>PENALTIES Number and Yards</b>	6-49	6-63
<b>FUMBLES Number and Lost</b>	0-0	1-0
<b>TOUCHDOWNS</b>	1	1
Rushing	0	1
Passing	1	0
<b>EXTRA POINTS Made-Attempts</b>	1-1	1-1
Kicking Made-Attempts	1-1	1-1
<b>FIELD GOALS Made-Attempts</b>	0-1	1-1
<b>RED ZONE EFFICIENCY</b>	1-2-50%	1-3-33%
<b>GOAL TO GO EFFICIENCY</b>	0-1-0%	0-1-0%
<b>SAFETIES</b>	0	0
<b>FINAL SCORE</b>	7	10
<b>TIME OF POSSESSION</b>	26:40	33:20

Houston Texans vs Cleveland Browns  
11/15/2020 at FirstEnergy Stadium

# Ball Possession And Drive Chart

## Houston Texans

#	Time Recd	Time Lost	Time Poss	How Ball Obtained	Drive Began	# Play	Yds Gain	Yds Pen	Net Yds	1st Down	Last Scrm	How Given Up
1	8:27	6:19	2:08	Kickoff	HST 33	3	2	0	2	0	HST 35	Punt
2	4:48	12:54	6:54	Punt	HST 29	14	67	0	67	5	* CLV 2	Downs
3	9:33	4:20	5:13	Punt	CLV 49	8	24	-5	19	2	CLV 30	Punt
4	0:25	0:00	0:25	Downs	HST 37	3	3	-10	-7	0	HST 31	End of Half
5	15:00	13:57	1:03	Kickoff	HST 13	4	23	0	23	1	HST 36	Punt
6	10:35	3:33	7:02	Punt	HST 29	13	44	0	44	3	CLV 27	Missed FG
7	13:32	12:29	1:03	Kickoff	HST 25	3	5	0	5	0	HST 30	Punt
8	7:51	4:59	2:52	Punt	HST 10	7	75	15	90	5	* CLV 16	Touchdown

(227) Average HST 28

## Cleveland Browns

#	Time Recd	Time Lost	Time Poss	How Ball Obtained	Drive Began	# Play	Yds Gain	Yds Pen	Net Yds	1st Down	Last Scrm	How Given Up
1	15:00	8:27	6:33	Kickoff	CLV 25	12	63	-11	52	5	* HST 23	Field Goal
2	6:19	4:48	1:31	Punt	CLV 22	3	4	0	4	0	CLV 26	Punt
3	12:54	9:33	3:21	Downs	CLV 4	6	25	-12	13	1	CLV 17	Punt
4	4:20	0:25	3:55	Punt	CLV 4	11	59	0	59	3	HST 37	Downs
5	13:57	10:35	3:22	Punt	CLV 20	5	16	0	16	1	CLV 36	Punt
6	3:33	13:32	5:01	Missed FG	CLV 36	9	65	-1	64	5	* HST 9	Touchdown
7	12:29	7:51	4:38	Punt	CLV 20	8	30	0	30	2	50	Punt
8	4:59	0:00	4:59	Kickoff	CLV 3	9	94	0	94	3	* HST 2	End of Game

(134) Average CLV 17

\* inside opponent's 20

### Time of Possession by Quarter

		1st	2nd	3rd	4th	OT	Total
Visitor	Houston Texans	6:56	7:44	8:05	3:55		26:40
Home	Cleveland Browns	8:04	7:16	6:55	11:05		33:20

### Kickoff Drive No.-Start Average

Texans: 3 - HST 24

Browns: 2 - CLV 14

## Final Defensive Statistics

**TKL = Tackle AST = Assist COMB = Combined QH=QB Hit IN = Interception PD = Pass Defense FF = Forced Fumble FR = Fumble Recovery**

Cleveland Browns	Regular Defensive Plays												Special Teams					Misc			
	TKL	AST	COMB	SK	/ YDS	TFL	QH	IN	PD	FF	FR	TKL	AST	FF	FR	BL	TKL	AST	FF	FR	
B.Goodson	5	2	7	0	0	0	0	0	0	0	0	0	0	0	0	0	0	0	0	0	
R.Harrison Jr.	6	0	6	0	0	0	1	0	1	0	0	0	0	0	0	0	0	0	0	0	
M.Garrett	4	2	6	0.5	2.5	2	1	0	0	0	0	0	0	0	0	0	0	0	0	0	
S.Richardson	2	4	6	1	5	0	2	0	0	0	0	0	0	0	0	0	0	0	0	0	
D.Ward	5	0	5	0	0	0	0	0	0	0	0	0	0	0	0	0	0	0	0	0	
T.Mitchell	2	1	3	0	0	1	0	0	0	0	0	0	0	0	0	0	0	0	0	0	
A.Sendejo	2	1	3	0	0	0	0	0	0	0	0	0	0	0	0	0	0	0	0	0	
K.Johnson	2	1	3	0	0	0	0	0	0	0	0	0	0	0	0	0	0	0	0	0	
M.Smith	2	1	3	0	0	0	0	0	0	0	0	0	0	0	0	0	0	0	0	0	
M.Wilson	2	0	2	0	0	0	0	0	0	0	0	0	0	0	0	0	0	0	0	0	
L.Ogunjobi	1	1	2	0.5	2.5	0	1	0	0	0	0	0	0	0	0	0	0	0	0	0	
S.Takitaki	1	0	1	0	0	0	0	0	0	0	0	0	2	0	0	0	0	0	0	0	
S.Redwine	1	0	1	0	0	0	0	0	0	0	0	0	1	0	0	0	0	0	0	0	
P.Gustin	0	1	1	0	0	0	0	0	0	0	0	0	0	0	0	0	0	0	0	0	
O.Vernon	0	1	1	0	0	0	0	0	0	0	0	0	0	0	0	0	0	0	0	0	
V.Taylor	0	1	1	0	0	0	0	0	0	0	0	0	0	0	0	0	0	0	0	0	
E.Lee	0	0	0	0	0	0	0	0	0	0	0	0	1	0	0	0	0	0	0	0	
B.Mayfield	0	0	0	0	0	0	0	0	0	0	0	0	0	0	0	0	0	0	0	1	
Total	35	16	51	2	10	3	5	0	1	0	0	4	0	0	0	0	0	0	0	1	

## First Half Summary

## TIME OF POSSESSION

Texans	14:40
Browns	15:20

Scoring Plays					
Team	Qtr	Time	Play Description (Extra Point) (Drive Info)	Visitor	Home
Browns	1	8:27	C.Parkey 41 yd. Field Goal (12-52, 6:33)	0	3

	Houston Texans	Cleveland Browns
<b>TOTAL FIRST DOWNS</b>	7	9
First Downs Rushing-Passing-by Penalty	4 - 3 - 0	4 - 4 - 1
<b>THIRD DOWN EFFICIENCY</b>	3-7-43%	2-6-33%
<b>TOTAL NET YARDS</b>	96	151
Total Offensive Plays	28	31
<b>NET YARDS RUSHING</b>	35	62
<b>NET YARDS PASSING</b>	61	89
Gross Yards Passing	71	89
Times thrown-yards lost attempting to pass	2-10	0-0
<b>Pass Attempts-Completions-Had Intercepted</b>	13 - 10 - 0	14 - 8 - 0
<b>Punts-Number and Average</b>	2 - 39	2 - 45
<b>Penalties-Number and Yards</b>	4 - 25	3 - 33
<b>Fumbles-Number and Lost</b>	0 - 0	1 - 0
<b>Red Zone Efficiency</b>	0-1-0%	0-1-0%
<b>Average Drive Start</b>	HST 38	CLV 14

Houston Texans										Cleveland Browns									
RUSHING						RUSHING						RUSHING							
	ATT	YDS	AVG	LG	TD		ATT	YDS	AVG	LG	TD		ATT	YDS	AVG	LG	TD		
D.Johnson	9	25	2.8	13	0	K.Hunt	8	36	4.5	17	0	N.Chubb	8	23	2.9	9	0		
D.Watson	4	10	2.5	9	0	B.Mayfield	1	3	3.0	3	0								
Total	13	35	2.7	13	0	Total	17	62	3.6	17	0								
PASSING										PASSING									
	ATT	CMP	YDS	SK/YD	TD	LG	IN	RT		ATT	CMP	YDS	SK/YD	TD	LG	IN	RT		
D.Watson	13	10	71	2/10	0	12	0	88.9	B.Mayfield	14	8	89	0/0	0	18	0	76.2		
Total	13	10	71	2/10	0	12	0	88.9	Total	14	8	89	0/0	0	18	0	76.2		
PASS RECEIVING										PASS RECEIVING									
	TAR	REC	YDS	AVG	LG	TD				TAR	REC	YDS	AVG	LG	TD				
W.Fuller	5	4	34	8.5	12	0	J.Landry	4	2	27	13.5	18	0						
B.Cooks	3	3	24	8.0	9	0	R.Higgins	3	2	27	13.5	18	0						
K.Stills	1	1	6	6.0	6	0	K.Hunt	3	2	18	9.0	12	0						
J.Akins	1	1	5	5.0	5	0	A.Hooper	1	1	11	11.0	11	0						
R.Cobb	2	1	2	2.0	2	0	D.Peoples-Jones	1	1	6	6.0	6	0						
							K.Hodge	1	0	0	0.0	0	0						
Total	12	10	71	7.1	12	0	Total	13	8	89	11.1	18	0						

[illegible]





Play By Play

First Quarter

11/15/2020

HST wins the coin toss and elects to defer. CLV elects to Receive, and HST elects to defend the east goal.

The game has been suspended.

The game has resumed.

K.Fairbairn kicks 65 yards from HST 35 to end zone, Touchback. Game was delayed for 37 minutes due to weather

Cleveland Browns at 15:00

1-10-CLV 25	(15:00) N.Chubb left guard to CLV 27 for 2 yards (Z.Cunningham).	
2-8-CLV 27	(14:23) N.Chubb right guard to CLV 36 for 9 yards (B.Roby).	R1
<u>1-10-CLV 36</u>	(13:43) (Shotgun) B.Mayfield pass short left to J.Landry to CLV 45 for 9 yards (Ju.Reid).	
2-1-CLV 45	(13:02) N.Chubb left guard to CLV 47 for 2 yards (Z.Cunningham).	R2
<u>1-10-CLV 47</u>	(12:27) (Shotgun) B.Mayfield pass short left to R.Higgins to HST 44 for 9 yards (B.Roby).	
2-1-HST 44	(11:52) (Shotgun) N.Chubb right guard to HST 38 for 6 yards (V.Hargreaves).	R3
<u>1-10-HST 38</u>	(11:07) (Shotgun) K.Hunt left end pushed ob at HST 38 for no gain (E.Murray).	
2-10-HST 38	(10:30) B.Mayfield pass incomplete deep left to R.Higgins.	
	<i>PENALTY on HST-B.Roby, Illegal Contact, 5 yards, enforced at HST 38 - No Play.</i>	X4
<u>1-10-HST 33</u>	(10:26) K.Hunt left tackle pushed ob at HST 16 for 17 yards (R.Blacklock).	R5
<u>1-10-HST 16</u>	(9:52) B.Mayfield pass short left to K.Hunt to HST 10 for 6 yards (Z.Cunningham; J.Greenard).	
2-4-HST 10	(9:12) K.Hunt left guard to HST 7 for 3 yards (T.Adams).	
3-1-HST 7	(8:36) B.Mayfield Aborted. J.Tretter FUMBLES at HST 7, recovered by CLV-B.Mayfield at HST 21. B.Mayfield pass incomplete short left.	
	<i>PENALTY on CLV-B.Mayfield, Intentional Grounding, 16 yards, enforced at HST 7.</i>	
4-17-HST 23	<b>(8:31) C.Parkey 41 yard field goal is GOOD, Center-C.Hughlett, Holder-J.Gillan.</b>	

HST 0 CLV 3, 12 plays, 52 yards, 1 penalty, 6:33 drive, 6:33 elapsed

C.Parkey kicks 56 yards from CLV 35 to HST 9. C.Prosise to HST 33 for 24 yards (S.Redwine).

Houston Texans at 8:27, (1st play from scrimmage 8:21)

1-10-HST 33	(8:21) D.Watson pass short right to W.Fuller to HST 41 for 8 yards (T.Mitchell).
2-2-HST 41	(7:50) D.Johnson right guard to HST 40 for -1 yards (M.Garrett).
3-3-HST 40	(7:10) (Shotgun) D.Watson sacked at HST 35 for -5 yards (sack split by M.Garrett and S.Richardson).
4-8-HST 35	(6:29) B.Anger punts 52 yards to CLV 13, Center-J.Weeks. D.Peoples-Jones to CLV 22 for 9 yards (K.Crossen; N.Hall).

Cleveland Browns at 6:19

1-10-CLV 22	(6:19) N.Chubb left end to CLV 23 for 1 yard (Z.Cunningham; W.Mercilus).
2-9-CLV 23	(5:39) (Shotgun) B.Mayfield pass incomplete short left to K.Hodge (C.Watkins).
3-9-CLV 23	(5:35) (Shotgun) B.Mayfield scrambles left end to CLV 26 for 3 yards (M.Thomas).
4-6-CLV 26	(4:57) J.Gillan punts 45 yards to HST 29, Center-C.Hughlett, downed by CLV-T.Davis.

Houston Texans at 4:48

1-10-HST 29	(4:48) (Shotgun) D.Johnson right tackle to HST 32 for 3 yards (L.Ogunjobi).	
2-7-HST 32	(4:02) (Shotgun) D.Watson pass incomplete short right to W.Fuller.	
3-7-HST 32	(3:59) (Shotgun) D.Watson pass short right to W.Fuller to HST 44 for 12 yards (A.Sendejo).	P1
<u>1-10-HST 44</u>	(3:21) D.Johnson left guard to CLV 43 for 13 yards (S.Richardson; K.Johnson).	R2
<u>1-10-CLV 43</u>	(2:45) (Shotgun) D.Watson pass short left to B.Cooks pushed ob at CLV 36 for 7 yards (D.Ward).	
2-3-CLV 36	(2:13) D.Watson scrambles right end pushed ob at CLV 32 for 4 yards (M.Garrett).	R3
<u>1-10-CLV 32</u>	(1:44) (Shotgun) D.Watson pass short left to W.Fuller to CLV 22 for 10 yards (R.Harrison Jr.).	P4
<u>1-10-CLV 22</u>	(1:07) (Shotgun) D.Johnson right guard to CLV 19 for 3 yards (M.Smith; P.Gustin).	
2-7-CLV 19	(:28) (Shotgun) D.Watson pass short right to R.Cobb to CLV 17 for 2 yards (R.Harrison Jr.).	

END OF QUARTER

	Score	Time Poss	First Downs				Efficiencies	
			R	P	X	T	3 Down	4 Down
Houston Texans	0	6:56	2	2	0	4	1/2	0/0
Cleveland Browns	3	8:04	4	0	1	5	0/2	0/0

## Play By Play

## Second Quarter

11/15/2020

Houston Texans continued.

3-5-CLV 17	(15:00) (Shotgun) D.Watson right tackle to CLV 8 for 9 yards (D.Ward).	R5
<u>1-8-CLV 8</u>	(14:25) (Shotgun) D.Johnson left guard to CLV 7 for 1 yard (S.Richardson; M.Garrett).	
2-7-CLV 7	(13:41) (Shotgun) D.Watson pass short middle to J.Akins to CLV 2 for 5 yards (B.Goodson, A.Sendejo).	
3-2-CLV 2	(13:02) (Shotgun) D.Watson pass incomplete short right to R.Cobb.	
4-2-CLV 2	(12:59) (Shotgun) D.Watson up the middle to CLV 4 for -2 yards (M.Garrett).	

Timeout at 12:54.

## Cleveland Browns at 12:54

1-10-CLV 4	(12:54) N.Chubb left guard to CLV 5 for 1 yard (Z.Cunningham).	
2-9-CLV 5	(12:14) N.Chubb left tackle to CLV 7 for 2 yards (W.Mercilus).	
3-7-CLV 7	(11:31) (Shotgun) B.Mayfield pass short right to J.Landry to CLV 25 for 18 yards (E.Murray).	P6
	<i>PENALTY on CLV-J.Landry, Taunting, 12 yards, enforced between downs.</i>	
<u>1-10-CLV 13</u>	(11:08) N.Chubb left guard to CLV 13 for no gain (Z.Cunningham).	
2-10-CLV 13	(10:31) K.Hunt right guard to CLV 17 for 4 yards (Ju.Reid; T.Adams).	
3-6-CLV 17	(9:47) (Shotgun) B.Mayfield pass incomplete deep left to R.Higgins.	
4-6-CLV 17	(9:43) J.Gillan punts 45 yards to HST 38, Center-C.Hughlett. W.Fuller pushed ob at CLV 49 for 13 yards (E.Lee).	

Timeout at 09:33.

## Houston Texans at 9:33

1-10-CLV 49	(9:33) (Shotgun) D.Johnson right guard to CLV 44 for 5 yards (R.Harrison Jr.).	
	<i>PENALTY on CLV-L.Ogunjobi, Defensive Offside, 5 yards, enforced at CLV 49 - No Play.</i>	
1-5-CLV 44	(9:22) D.Watson pass incomplete short left.	
2-5-CLV 44	(9:19) (Shotgun) D.Johnson right guard to CLV 44 for no gain (S.Takitaki).	
3-5-CLV 44	(8:43) (Shotgun) D.Watson pass short right to K.Stills to CLV 38 for 6 yards (K.Johnson).	P6
<u>1-10-CLV 38</u>	(8:05) (Shotgun) D.Watson pass short right to B.Cooks to CLV 29 for 9 yards (B.Goodson).	
2-1-CLV 29	(7:27) (Shotgun) D.Johnson left guard to CLV 27 for 2 yards (T.Mitchell; O.Vernon).	R7
<u>1-10-CLV 27</u>	(6:41) (Shotgun) D.Watson pass incomplete short left to B.Cooks.	
	<i>PENALTY on HST-L.Tunsil, False Start, 5 yards, enforced at CLV 27 - No Play.</i>	
1-15-CLV 32	(6:39) (Shotgun) D.Watson pass short left to B.Cooks to CLV 24 for 8 yards (D.Ward).	
2-7-CLV 24	(6:02) (Shotgun) D.Watson sacked at CLV 29 for -5 yards (sack split by S.Richardson and L.Ogunjobi).	
3-12-CLV 29	(5:13) (Shotgun) <i>PENALTY on HST, Delay of Game, 5 yards, enforced at CLV 29 - No Play.</i>	
3-17-CLV 34	(5:00) (Shotgun) D.Watson pass short right to W.Fuller to CLV 30 for 4 yards (M.Smith).	
	<i>Penalty on HST-P.Brown, Offensive Pass Interference, declined.</i>	
4-13-CLV 30	(4:30) (Field Goal formation) K.Fairbairn punts 26 yards to CLV 4, Center-J.Weeks, downed by HST-J.Weeks.	

Timeout at 04:20.

## Cleveland Browns at 4:20

1-10-CLV 4	(4:20) K.Hunt right tackle to CLV 7 for 3 yards (T.Adams; V.Hargreaves).	
2-7-CLV 7	(3:39) B.Mayfield pass short right to A.Hooper to CLV 18 for 11 yards (V.Hargreaves).	P7
<u>1-10-CLV 18</u>	(3:00) K.Hunt left tackle to CLV 27 for 9 yards (C.Watkins).	
2-1-CLV 27	(2:24) K.Hunt right tackle to CLV 23 for -4 yards (J.Watt).	

Two-Minute Warning

3-5-CLV 23	(2:00) (Shotgun) B.Mayfield pass short middle to R.Higgins to CLV 41 for 18 yards (V.Hargreaves).	P8
<u>1-10-CLV 41</u>	(1:37) (No Huddle) K.Hunt left guard to CLV 45 for 4 yards (W.Mercilus; Z.Cunningham).	
2-6-CLV 45	(1:15) (No Huddle, Shotgun) B.Mayfield pass short left to K.Hunt to HST 43 for 12 yards (E.Murray).	P9
<u>1-10-HST 43</u>	(:55) (No Huddle) B.Mayfield pass incomplete short right to J.Landry.	
2-10-HST 43	(:51) (Shotgun) B.Mayfield pass short left to D.Peoples-Jones to HST 37 for 6 yards (L.Johnson).	
	Timeout #1 by CLV at 00:35.	
3-4-HST 37	(:35) (Shotgun) B.Mayfield pass incomplete short left to K.Hunt.	
4-4-HST 37	(:32) (Shotgun) B.Mayfield pass incomplete deep right to J.Landry.	

## Houston Texans at 0:25

1-10-HST 37	(:25) (Shotgun) D.Johnson left guard pushed ob at CLV 42 for 21 yards (D.Ward).	
-------------	---	--

Houston Texans vs Cleveland Browns at FirstEnergy Stadium

PENALTY on HST-N.Martin, Offensive Holding, 10 yards, enforced at HST 37 - No Play.

1-20-HST 27 (:18) (Shotgun) D.Johnson right guard to HST 29 for 2 yards (S.Richardson).  
Timeout #2 by CLV at 00:11.

2-18-HST 29 (:11) (Shotgun) D.Johnson right guard to HST 31 for 2 yards (R.Harrison Jr.).  
Timeout #3 by CLV at 00:06.

3-16-HST 31 (:06) D.Watson kneels to HST 30 for -1 yards.

END OF QUARTER			Time	First Downs				Efficiencies	
	Score	Poss		R	P	X	T	3 Down	4 Down
Houston Texans	0	7:44		2	1	0	3	2/5	0/1
Cleveland Browns	3	7:16		0	4	0	4	2/4	0/1



Third Quarter

11/15/2020

Play By Play

HST elects to Receive, and CLV elects to defend the West goal.

C.Parkey kicks 57 yards from CLV 35 to HST 8. C.Prosise pushed ob at HST 29 for 21 yards (S.Takitaki).

*PENALTY on HST-C.Gillaspia, Offensive Holding, 10 yards, enforced at HST 23.*

Houston Texans at 15:00, (1st play from scrimmage 14:52)

1-10-HST 13	(14:52) D.Johnson right guard to HST 36 for 23 yards (B.Goodson).	R8
<u>1-10-HST 36</u>	(14:22) D.Watson pass incomplete deep right to W.Fuller.	
2-10-HST 36	(14:16) (Shotgun) D.Watson pass incomplete deep right to W.Fuller. HST-D.Johnson was injured during the play. His return is Probable.	
3-10-HST 36	(14:12) (Shotgun) D.Watson pass incomplete short right to D.Johnson (R.Harrison Jr.).	
4-10-HST 36	(14:05) B.Anger punts 64 yards to end zone, Center-J.Weeks, Touchback.	

Timeout at 13:57.

Cleveland Browns at 13:57

1-10-CLV 20	(13:57) N.Chubb right tackle to CLV 26 for 6 yards (B.Dunn; J.Watt).	R10
2-4-CLV 26	(13:22) N.Chubb left tackle to CLV 32 for 6 yards (T.Adams).	
<u>1-10-CLV 32</u>	(12:42) N.Chubb left guard to CLV 33 for 1 yard (J.Watt; Z.Cunningham).	
2-9-CLV 33	(12:05) B.Mayfield sacked at CLV 26 for -7 yards (C.Liuget).	
3-16-CLV 26	(11:24) (Shotgun) B.Mayfield pass short left to K.Hunt to CLV 36 for 10 yards (M.Thomas; V.Hargreaves).	
4-6-CLV 36	(10:46) J.Gillan punts 44 yards to HST 20, Center-C.Hughlett. D.Carter to HST 29 for 9 yards (S.Takitaki).	

Timeout at 10:35.

Houston Texans at 10:35

1-10-HST 29	(10:35) (Shotgun) D.Watson left end to HST 38 for 9 yards (D.Ward).	R9
2-1-HST 38	(10:03) D.Johnson right guard to HST 38 for no gain (R.Harrison Jr.).	
3-1-HST 38	(9:22) D.Johnson right tackle to HST 40 for 2 yards (D.Ward).	
<u>1-10-HST 40</u>	(8:48) (Shotgun) D.Watson pass short right to P.Brown to HST 45 for 5 yards (M.Wilson).	
2-5-HST 45	(8:12) (Shotgun) D.Watson pass short right to B.Cooks to HST 49 for 4 yards (R.Harrison Jr.).	R10
3-1-HST 49	(7:31) (Shotgun) D.Watson right end to CLV 47 for 4 yards (A.Sendejo).	
<u>1-10-CLV 47</u>	(6:56) (Shotgun) D.Johnson right guard to CLV 43 for 4 yards (V.Taylor; B.Goodson).	
2-6-CLV 43	(6:23) (Shotgun) D.Johnson right guard to CLV 43 for no gain (M.Wilson).	
3-6-CLV 43	(5:41) (Shotgun) D.Watson scrambles right end pushed ob at CLV 35 for 8 yards (S.Richardson).	R11
<u>1-10-CLV 35</u>	(5:11) (Shotgun) D.Watson pass incomplete deep left to B.Cooks.	
2-10-CLV 35	(5:04) (Shotgun) D.Watson pass short left to C.Prosise to CLV 37 for -2 yards (T.Mitchell, B.Goodson).	
3-12-CLV 37	(4:17) (Shotgun) D.Watson pass short right to B.Cooks to CLV 27 for 10 yards (K.Johnson).	
	Timeout #1 by HST at 03:37.	
4-2-CLV 27	(3:37) K.Fairbairn 46 yard field goal is No Good, Wide Left, Center-J.Weeks, Holder-B.Anger.	

Timeout at 03:33.

Cleveland Browns at 3:33

1-10-CLV 36	(3:33) <i>PENALTY on CLV-J.Wills, False Start, 5 yards, enforced at CLV 36 - No Play.</i>	P11
1-15-CLV 31	(3:33) N.Chubb left tackle to CLV 31 for no gain (J.Watt).	
2-15-CLV 31	(2:53) N.Chubb right tackle to CLV 28 for -3 yards (V.Hargreaves).	
3-18-CLV 28	(2:12) (Shotgun) B.Mayfield pass deep right to R.Higgins ran ob at CLV 49 for 21 yards.	
<u>1-10-CLV 49</u>	(1:57) (No Huddle) K.Hunt right guard to HST 46 for 5 yards (Ju.Reid; W.Mercilus).	
	<i>PENALTY on CLV-A.Hooper, Offensive Holding, 10 yards, enforced at CLV 49 - No Play.</i>	
1-20-CLV 39	(1:42) (Shotgun) B.Mayfield pass short left to J.Landry to CLV 41 for 2 yards (T.Adams).	
2-18-CLV 41	(:58) (Shotgun) B.Mayfield pass short left to D.Peoples-Jones to HST 49 for 10 yards (B.Dunn).	
3-8-HST 49	(:10) (Shotgun) B.Mayfield pass incomplete short left to R.Higgins.	X12
	<i>PENALTY on HST-V.Hargreaves, Defensive Pass Interference, 14 yards, enforced at HST 49 - No Play.</i>	
<u>1-10-HST 35</u>	(:06) N.Chubb left tackle to HST 24 for 11 yards (Ju.Reid; E.Murray).	

END OF QUARTER

	Score	Time Poss	First Downs				Efficiencies	
			R	P	X	T	3 Down	4 Down
Houston Texans	0	8:05	4	0	0	4	3/5	0/0
Cleveland Browns	3	6:55	2	1	1	4	1/2	0/0

## Fourth Quarter

11/15/2020

## Play By Play

Cleveland Browns continued.

Timeout at 15:00.

<u>1-10-HST 24</u>	(15:00) N.Chubb right tackle to HST 13 for 11 yards (Ju.Reid).	R14
<u>1-10-HST 13</u>	(14:18) N.Chubb right guard to HST 9 for 4 yards (W.Mercilus).	
2-6-HST 9	<b>(13:36) N.Chubb right guard for 9 yards, TOUCHDOWN.</b>	R15
	C.Parkey extra point is GOOD, Center-C.Hughlett, Holder-J.Gillan.	

<b>HST 0 CLV 10, 9 plays, 64 yards, 1 penalty, 5:01 drive, 1:28 elapsed</b>
---

C.Parkey kicks 65 yards from CLV 35 to end zone, Touchback.

## Houston Texans at 13:32

1-10-HST 25	(13:32) (Shotgun) D.Watson pass incomplete short right.	
2-10-HST 25	(13:29) (Shotgun) D.Watson right end to HST 30 for 5 yards (M.Smith).	
3-5-HST 30	(12:46) (Shotgun) D.Watson pass incomplete short right to R.Cobb.	
4-5-HST 30	(12:41) B.Anger punts 52 yards to CLV 18, Center-J.Weeks. D.Peoples-Jones to CLV 20 for 2 yards (Z.Cunningham).	

Timeout at 12:29.

## Cleveland Browns at 12:29

1-10-CLV 20	(12:29) K.Hunt left guard to CLV 21 for 1 yard (T.Adams).	
2-9-CLV 21	(11:42) B.Mayfield pass incomplete short left to A.Hooper [W.Mercilus].	
3-9-CLV 21	(11:38) (Shotgun) K.Hunt right tackle to CLV 32 for 11 yards (Z.Cunningham).	R16
<u>1-10-CLV 32</u>	(10:56) K.Hunt left guard to CLV 34 for 2 yards (Z.Cunningham).	
2-8-CLV 34	(10:12) K.Hunt right tackle to CLV 44 for 10 yards (Z.Cunningham).	R17
<u>1-10-CLV 44</u>	(9:27) K.Hunt left guard to HST 49 for 7 yards (J.Greenard; C.Watkins).	
2-3-HST 49	(8:42) N.Chubb right guard to 50 for -1 yards (Z.Cunningham; J.Greenard).	
3-4-50	(8:01) (Shotgun) B.Mayfield pass incomplete short left to N.Chubb.	
	Timeout #2 by HST at 07:58.	
4-4-50	(7:58) J.Gillan punts 40 yards to HST 10, Center-C.Hughlett, fair catch by D.Carter.	

Timeout at 07:51.

## Houston Texans at 7:51

1-10-HST 10	(7:51) (Shotgun) D.Watson pass short right to D.Fells to HST 25 for 15 yards (B.Goodson).	P12
<u>1-10-HST 25</u>	(7:19) (No Huddle, Shotgun) D.Watson pass incomplete short middle to B.Cooks.	
2-10-HST 25	(7:14) (Shotgun) D.Watson pass short left to W.Fuller to HST 29 for 4 yards (B.Goodson).	
3-6-HST 29	(6:33) (Shotgun) D.Watson pass deep left to R.Cobb to CLV 42 for 29 yards (S.Redwine) [R.Harrison Jr.].	P13
<u>1-10-CLV 42</u>	(5:57) D.Watson pass short left to B.Cooks to CLV 41 for 1 yard (M.Garrett).	
2-9-CLV 41	(5:20) (Shotgun) D.Watson pass short middle to R.Cobb to CLV 31 for 10 yards (R.Harrison Jr.).	P14
	<i>PENALTY on CLV-M.Wilson, Unnecessary Roughness, 15 yards, enforced at CLV 31.</i>	X15
<u>1-10-CLV 16</u>	<b>(5:04) D.Watson pass deep left to P.Brown for 16 yards, TOUCHDOWN.</b>	P16
	K.Fairbairn extra point is GOOD, Center-J.Weeks, Holder-B.Anger.	

<b>HST 7 CLV 10, 7 plays, 90 yards, 1 penalty, 2:52 drive, 10:01 elapsed</b>
--

K.Fairbairn kicks 58 yards from HST 35 to CLV 7. D.Peoples-Jones MUFFS catch, and recovers at CLV 2. D.Peoples-Jones to CLV 3 for 1 yard (B.Howell).

## Cleveland Browns at 4:59, (1st play from scrimmage 4:55)

1-10-CLV 3	(4:55) K.Hunt right tackle to CLV 6 for 3 yards (Z.Cunningham).	
2-7-CLV 6	(4:14) K.Hunt right tackle to CLV 12 for 6 yards (B.Dunn).	
3-1-CLV 12	(3:29) K.Hunt left tackle to CLV 14 for 2 yards (T.Adams).	R18
<u>1-10-CLV 14</u>	(2:46) K.Hunt left guard to CLV 33 for 19 yards (B.Roby).	R19

Two-Minute Warning

<u>1-10-CLV 33</u>	(2:00) K.Hunt right tackle to CLV 36 for 3 yards (J.Watt).	
	Timeout #3 by HST at 01:54.	
2-7-CLV 36	(1:54) K.Hunt right tackle to CLV 40 for 4 yards (N.Hall).	
	Timeout #1 by CLV at 01:07.	
3-3-CLV 40	(1:07) N.Chubb left end ran ob at HST 1 for 59 yards.	R20
<u>1-1-HST 1</u>	(:56) B.Mayfield kneels to HST 2 for -1 yards.	

Houston Texans vs Cleveland Browns at FirstEnergy Stadium

2-2-HST 2 (:31) B.Mayfield kneels to HST 3 for -1 yards.

END OF QUARTER

	Score	Time Poss	First Downs				Efficiencies	
			R	P	X	T	3 Down	4 Down
Houston Texans	7	3:55	0	4	1	5	1/2	0/0
Cleveland Browns	10	11:05	7	0	0	7	3/4	0/0

# Miscellaneous Statistics Report

## Houston Texans vs Cleveland Browns 11/15/2020 at FirstEnergy Stadium

### Ten Longest Plays for Houston Texans

Yards	Qtr	Play Start	Play Description
29	4	3-6-HST 29	(6:33) (Shotgun) D.Watson pass deep left to R.Cobb to CLV 42 for 29 yards (S.Redwine) [R.Harrison Jr.].
25	4	2-9-CLV 41	(5:20) (Shotgun) D.Watson pass short middle to R.Cobb to CLV 31 for 10 yards (R.Harrison Jr.). PENALTY on CLV-M.Wilson, Unnecessary Roughness, 15 yards, enforced at CLV 31.
23	3	1-10-HST 13	(14:52) D.Johnson right guard to HST 36 for 23 yards (B.Goodson).
16	4	1-10-CLV 16	(5:04) D.Watson pass deep left to P.Brown for 16 yards, TOUCHDOWN.
15	4	1-10-HST 10	(7:51) (Shotgun) D.Watson pass short right to D.Fells to HST 25 for 15 yards (B.Goodson).
13	1	1-10-HST 44	(3:21) D.Johnson left guard to CLV 43 for 13 yards (S.Richardson; K.Johnson).
12	1	3-7-HST 32	(3:59) (Shotgun) D.Watson pass short right to W.Fuller to HST 44 for 12 yards (A.Sendejo).
10	1	1-10-CLV 32	(1:44) (Shotgun) D.Watson pass short left to W.Fuller to CLV 22 for 10 yards (R.Harrison Jr.).
10	3	3-12-CLV 37	(4:17) (Shotgun) D.Watson pass short right to B.Cooks to CLV 27 for 10 yards (K.Johnson).
9	2	3-5-CLV 17	(15:00) (Shotgun) D.Watson right tackle to CLV 8 for 9 yards (D.Ward).

### Ten Longest Plays for Cleveland Browns

Yards	Qtr	Play Start	Play Description
59	4	3-3-CLV 40	(1:07) N.Chubb left end ran ob at HST 1 for 59 yards.
21	3	3-18-CLV 28	(2:12) (Shotgun) B.Mayfield pass deep right to R.Higgins ran ob at CLV 49 for 21 yards.
19	4	1-10-CLV 14	(2:46) K.Hunt left guard to CLV 33 for 19 yards (B.Roby).
18	2	3-7-CLV 7	(11:31) (Shotgun) B.Mayfield pass short right to J.Landry to CLV 25 for 18 yards (E.Murray).
18	2	3-5-CLV 23	(2:00) (Shotgun) B.Mayfield pass short middle to R.Higgins to CLV 41 for 18 yards (V.Hargreaves).
17	1	1-10-HST 33	(10:26) K.Hunt left tackle pushed ob at HST 16 for 17 yards (R.Blacklock).
12	2	2-6-CLV 45	(1:15) (No Huddle, Shotgun) B.Mayfield pass short left to K.Hunt to HST 43 for 12 yards (E.Murray).
11	2	2-7-CLV 7	(3:39) B.Mayfield pass short right to A.Hooper to CLV 18 for 11 yards (V.Hargreaves).
11	3	1-10-HST 35	(:06) N.Chubb left tackle to HST 24 for 11 yards (Ju.Reid; E.Murray).
11	4	1-10-HST 24	(15:00) N.Chubb right tackle to HST 13 for 11 yards (Ju.Reid).

### Touchdown Scoring Information

		Offense	Defense	Special Teams
<b>VISITOR</b>	Houston Texans	1	0	0
<b>HOME</b>	Cleveland Browns	1	0	0

### Player Scoring Information

Club	Player	TD	Rush TD	Rec TD	KO TD	Punt TD	Int TD	Fum TD	Misc TD	FG	XP	2Pt Rush	2Pt Rec	Sfty	Points
HST	P.Brown	0	0	1	0	0	0	0	0	0	0	0	0	0	6
HST	K.Fairbairn	0	0	0	0	0	0	0	0	0	1	0	0	0	1
CLV	N.Chubb	0	1	0	0	0	0	0	0	0	0	0	0	0	6
CLV	C.Parkey	0	0	0	0	0	0	0	0	1	1	0	0	0	4

### Possession Detail

	First Half		Second Half		Game	
	Visitor	Home	Visitor	Home	Visitor	Home
Largest Lead	0	3	0	10	0	10
Drives Leading	0	3	0	4	0	7
Time of Possession Leading	0:00	8:47	0:00	18:00	0:00	26:47
Largest Deficit	-3	0	-10	0	-10	0
Drives Trailing	4	0	4	0	8	0
Time of Possession Trailing	14:40	0:00	12:00	0:00	26:40	0:00
Times Score Tied Up		0		0		0
Lead Changes		1		0		1



# Playtime Percentage

Percent of playtime per player on offense, defense and special teams

Houston Texans							Cleveland Browns								
		Offense		Defense		Special Teams			Offense		Defense		Special Teams		
Z Fulton	G	57	100%			3	18%	J Conklin	T	65	100%		2	12%	
L Tunsil	T	57	100%			3	18%	W Teller	G	65	100%		2	12%	
T Howard	T	57	100%			3	18%	J Wills	T	65	100%		2	12%	
M Scharping	T	57	100%			3	18%	B Mayfield	QB	65	100%				
D Watson	QB	57	100%					J Tretter	C	65	100%				
N Martin	C	57	100%					J Bitonio	G	65	100%				
W Fuller	WR	55	96%			2	12%	A Hooper	TE	55	85%				
B Cooks	WR	55	96%					K Hodge	WR	38	58%		8	47%	
D Johnson	RB	54	95%					R Higgins	WR	38	58%				
D Fells	TE	34	60%			3	18%	K Hunt	RB	38	58%				
R Cobb	WR	32	56%					J Landry	WR	38	58%				
J Akins	TE	24	42%					H Bryant	TE	36	55%		4	24%	
P Brown	TE	18	32%			6	35%	N Chubb	RB	28	43%				
K Stills	WR	8	14%					D Njoku	TE	23	35%				
C Prosise	RB	2	4%			7	41%	D Peoples-Jones	WR	16	25%		5	29%	
C Gillaspia	RB	1	2%			12	71%	A Janovich	FB	15	23%		11	65%	
B Howell	RB	1	2%			12	71%	D Ward	CB			57	100%	3	18%
R Johnson	T	1	2%					B Goodson	LB			57	100%	3	18%
Z Cunningham	LB			65	100%	5	29%	T Mitchell	CB			57	100%		
T Adams	LB			65	100%	3	18%	R Harrison	SS			57	100%		
B Roby	CB			65	100%			M Garrett	DE			46	81%	3	18%
E Murray	FS			65	100%			A Sendejo	FS			45	79%	7	41%
J Reid	SS			64	98%	2	12%	O Vernon	DE			45	79%	3	18%
J Watt	DE			62	95%			K Johnson	CB			39	68%	3	18%
V Hargreaves	CB			61	94%			L Ogunjobi	DT			36	63%	3	18%
C Watkins	DE			53	82%	2	12%	S Richardson	DT			35	61%	2	12%
W Mercilus	LB			45	69%			M Wilson	LB			31	54%		
B Dunn	NT			44	68%	2	12%	M Smith	LB			27	47%	3	18%
P Hall	DT			40	62%	2	12%	A Clayborn	DE			23	40%		
L Johnson	CB			25	38%	4	24%	J Elliott	DT			18	32%	1	6%
J Greenard	LB			23	35%	5	29%	S Takitaki	LB			17	30%	13	76%
M Thomas	SS			14	22%	14	82%	S Redwine	FS			17	30%	8	47%
R Blacklock	DT			14	22%	2	12%	P Gustin	DE			11	19%	3	18%
C Liuget	DT			6	9%			V Taylor	DT			9	16%		
N Hall	LB			3	5%	12	71%	T Thomas	CB					15	88%
P Kalambayi	LB					14	82%	T Davis	LB					12	71%
K Crossen	CB					14	82%	M Stewart	CB					12	71%
A Moore	FS					12	71%	E Lee	LB					12	71%
C Armstrong	CB					6	35%	S Carlson	TE					11	65%
B Anger	P					6	35%	K Joseph	SS					8	47%
J Weeks	LS					6	35%	C Hughlett	LS					6	35%
P Gaines	CB					5	29%	J Gillan	P					6	35%
K Fairbairn	K					5	29%	C Parkey	K					5	29%
D Carter	WR					4	24%	D Johnson	RB					5	29%
G Mancz	C					3	18%								

B Qvale	T	3	18%	M Dunn	T	2	12%
J Reid	CB	2	12%	K Lamm	T	2	12%
				N Harris	C	2	12%



# CLEVELAND BROWNS



# HOUSTON TEXANS



## FIRSTENERGY STADIUM | CLEVELAND, OHIO | NOVEMBER 15, 2020

Reference: Ronald Torbert (62); Umpire: Mark Ballis (131); Down Judge: Patrick Holt (108); Line Judge: Jim Melis (48); Field Judge: James Coleman (95);  
Side Judge: Jonah Monroe (120); Back Judge: Greg Yette (88); Replay Assistant: John Day/Alger

3	Cody Parkey	K
5	Case Keenum	QB
6	Baker Mayfield	QB
7	Jamie Gillan	P
10	Taywan Taylor	WR
11	Donovan Peoples-Jones	WR
12	Khadareh Hodge	WR
20	Tajuerre Thomas	CB
21	Denzel Ward	CB
23	Andrew Sendejo	S
24	Nick Chubb^	RB
25	Dontrell Hilliard	RB
27	Kareem Hunt	RB
28	Kevin Johnson	CB
29	Sheldrick Redwine	S
30	D'Ernest Johnson	RB
31	Andy Janovich	RB
33	Ronnie Harrison Jr.	S
34	Robert Jackson	CB
35	Jovante Moffatt	S
36	M.J. Stewart Jr.	CB
39	Terrance Mitchell	CB
42	Karl Joseph	S
44	Stone Laktaki	LB
47	Charley Hughlett	LB
50	Jacob Phillips	LB
51	MacK Wilson	LB
52	Elijah Lee	LB
53	Nick Harris	LB
54	Oliver Vernon	DE
55	Tae Davis	DE
56	Malcolm Smith	LB
64	JC Tretter	CB
65	Larry Ogunjobi	DT
66	Kendall Lamini	T
70	Jedrick Wills Jr.	T
71	Chris Hubbard	T
74	Joel Bitonio	G
75	Wyatt Teller	G
77	Jack Conklin	T
78	Jarvis Landry	WR
80	Austin Hooper	TE
81	Rashard Higgins	WR
82	David Njoku	TE
85	Harrison Bryant	TE
88	Stephen Carlsson	TE
90	Jordan Elliott	TE
91	Joe Jackson	DE
93	B.J. Goodson	LB
94	Adrian Clayborn	DE
95	Myles Garrett	DE
96	Vincent Taylor	DT
97	Porter Gustin	DT
98	Sheldon Richardson	DT
99	Matthew McCrane (PS)	K
17	Kyle Tauiaitu (PS)	QB
38	A.J. Green (PS)	CB
40	Stephen Denmark (PS)	CB
41	Montreil Meander (PS)	LB
43	Johnny Stanton (PS)	LB
44	Elujan Benton (PS)	S
48	Joim Kelly (PS)	RB
49	Alex Taylor (PS)	T
60	Javon Patterson (PS)	C
63	Joey Irua (PS)	OT
66	Michael Dunn (PS)	G
68	Cameron Malveaux (PS)	DE
69	Jai Marcus Bradley (PS)	WR
84	Kyle McKway (PS)	TE

WR	80	Jarvis Landry
LT	71	Jedrick Wills Jr.
LG	75	Joel Bitonio
C	64	JC Tretter
RG	77	Wyatt Teller
RT	78	Jack Conklin
TE	81	Austin Hooper
WR	82	Rashard Higgins
QB	6	Baker Mayfield
RB	24	Nick Chubb^
FB	31	Andy Janovich
	85	David Njoku
	89	Stephen Carlsson
	10	Taywan Taylor
	30	D'Ernest Johnson
	25	Dontrell Hilliard

DE	95	Myles Garrett
DT	98	Sheldon Richardson
DT	65	Larry Ogunjobi
DE	54	Oliver Vernon
WILL	51	MacK Wilson
MIKE	93	B.J. Goodson
SAM	44	Stone Laktaki
CB	21	Denzel Ward
CB	39	Terrance Mitchell
SS	42	Karl Joseph
FS	23	Andrew Sendejo
	97	Porter Gustin
	90	Jordan Elliott
	96	Vincent Taylor
	94	Adrian Clayborn
	56	Malcolm Smith
	55	Tae Davis
	50	Jacob Phillips
	28	Kevin Johnson
	20	Tajuerre Thomas
	33	Ronnie Harrison Jr.
	29	Sheldrick Redwine
	36	M.J. Stewart Jr.
	34	Robert Jackson
	35	Jovante Moffatt

DE	99	J.J. Watt
DT	92	Brandon Dunn
DE	96	P.J. Hall
LB	59	Whitney Mercilus
LB	41	Zach Cunningham
LB	50	Tyrell Adams
LB	54	Jacob Martin*
CB	21	Bradley Roby
CB	26	Vernon Hargreaves III
S	20	Justin Reid
S	23	Eric Murray
	34	John Reid
	30	Cornell Armstrong

QB	4	Deshawn Watson
RB	31	David Johnson
FB	44	Cullen Gillespie
WR	15	Will Fuller V
WR	13	Brandin Cooks
TE	87	Darren Fells
LT	78	Laremy Tunsil
LG	64	Senio Kelemete
C	66	Nick Martin
RG	73	Zach Fulton
RT	71	Tytus Howard
	2	A.J. McCarron
	25	Duke Johnson
	12	Kenny Stills
	18	Randall Cobb
	88	Jordan Akins
	63	Roderick Johnson
	74	Max Scharping
	76	Brent Daale
	67	Charlie Heck

P	7	Jamie Gillan
K	2	Cody Parkey
H	7	Jamie Gillan
KR	11	Donovan Peoples-Jones
PR	11	Donovan Peoples-Jones
LS	47	Charley Hughlett

P	9	Bryan Anger
K	7	Ka'imi Fairbairn
LS	46	Jon Weeks
H	9	Bryan Anger
PR	14	DeAndre Carter
KR	14	DeAndre Carter

Joel BITONIO.....	buh-TONE-ee-oh	SHELDRIK Redwine	SHEL-drink
KHADAREH Hodge.....	ke-DARE-uhl	ANDREW SENDEJO	snr-DH-ho
CHARLEY HUGHLETT.....	HEW-ht	SUINE TAKTAKI	see-oh-nay TUCK-ee-tee-kee
DAVID NJOKU.....	nub-DE-koo	TAJUERRE Thomas	TAW-ee-air
LARRY OGUNJOBI.....	oh-gun-DE-bee	OLIVER VERNON	oh-hr-EE-NEE

TYRELL Adams.....	tee-RELL	DANTON Lynn	DAH-tun
Jordan AKINS.....	Akins	BRETT MAHER	MAH-her
AUZOUYAH AUFOUHAL.....	AH-zoy-ah OH-bur-ah-ah	GREG WAGNER	WAG-ners
ISAIAH COULTER.....	COUL-tur	WHITNEY MERCILUS	MER-sh-liss
KEKE COUTEE.....	KEE-kootee	ELIJAH NWANSOH	an-KAW-suh
KATAMI FAIRBARRIN.....	kah-TEE-ee-mee FAIR-bair-in	CHARLES OMENIHU	oh-MEN-ah-hoo
CULLEN GILLESPIE.....	gill-ESS-spee-ah	BRETT QUALE	KWAH-hee
Jonathan GREENARD.....	grun-NARD	KEAT-HALL-aye	WHERE-ing
Peter KALAMBAIYI.....	cal-ah-BYE-ee		
SENIO KELEMETE.....	seh-NEEL kee-uh-MEH-tay		
Corey LUIGET.....	LEE-jit		

Rookies underlined; Injured players are in brackets; (PS)=practice squad; ^=designated to return from injured reserve; \*-Reserve/COVID-19 list



**CLEVELAND BROWNS**

15	Bitonio, Joel	6	23	Andrew Sanchez	5	670	217	33	10	Rice
88	Bryant, Harrison	TE	24	Mike Dumbo	5	511	270	34	3	Georgia
89	Carlson, Stephen	TE	25	Dorell Hilliard	5	511	256	25	3	Tulane
24	Chubb, Nick	RB	27	Kareem Hunt	5	511	202	25	4	UCLA
94	Clayton, Adrian	DE	28	Kein Johnson	5	610	185	28	6	Wake Forest
78	Cooklin, Jack	DE	30	Shedrick Redwine	5	510	196	29	2	Miami (Fla.)
55	Davis, Jay	LB	30	Dernest Johnson	5	510	168	24	2	South Florida
90	Elliott, Jordan	DT	31	Andy Jarovich	5	661	238	24	5	Nebraska
95	Elliot, Jordan	DE	31	Rome Harrison Jr.	5	661	234	23	3	Alabama
35	Garrett, Myles	DE	34	Robert Jackson	5	662	207	26	2	UNLV
97	Gillen, Jamie	DE	35	Jovante Morfitt	5	511	213	23	3	Male Tennessee State
93	Goodson, B.J.	LB	36	M.J. Stewart Jr.	5	511	200	25	3	North Carolina
53	Gustin, Porter	DE	39	Terrance Mitchell	5	510	191	28	5	Oregon
33	Harris, Nick	C	42	Karl Joseph	5	510	190	27	5	West Virginia
53	Harrison Jr., Romie	S	42	Stone Iakaki	5	611	238	25	5	Brightman Young
82	Higgins, Richard	WR	44	Charley Hightett	5	614	248	31	6	Central Florida
25	Hilliard, Dontrell	WR	50	Jacob Phillips	5	663	218	20	6	Louisiana State
12	Hodge, Khalarel	TE	51	Mack Wilson	5	661	233	22	2	Alabama
81	Hooper, Austin	TE	52	Elijah Lee	5	663	233	24	4	Alabama
74	Hubbard, Chris	LB	53	Nick Harris	5	661	236	24	2	Kansas State
47	Hughlett, Charley	LS	54	Oliver Vernon	5	662	264	22	4	Washington
27	Hunt, Kareem	RB	54	Iae Davis	5	661	224	30	9	Miami (Fla.)
91	Jackson, Joe	DE	55	Malcolm Smith	5	661	225	31	9	Charlanooga
34	Jackson, Robert	CB	56	JC Tretter	5	664	307	29	3	North Carolina
31	Jacovich, Andy	CB	64	Larry Ugrinich	5	663	305	26	8	Cornell
30	Johnson, D'Forest	RB	65	Kendall Lamm	5	664	310	28	6	Charlotte
28	Johnson, Kevin	CB	70	Jedrick Wills Jr.	5	664	307	21	6	Appalachian State
42	Joseph, Karl	CB	74	Chris Hubbard	5	664	295	29	7	Alabama
5	Keenum, Case	S	74	Joel Bitonio	5	664	320	29	7	Nebraska
70	Lamm, Kendall	WR	77	Wyatt Teller	5	664	315	23	3	Virginia Tech
52	Lantry, Jarvis	LB	78	Jack Conklin	5	666	308	26	5	Michigan State
6	Lee, Elijah	QB	80	Jarvis Landry	5	511	196	27	5	Louisiana State
39	Marfield, Baker	CB	81	Austin Hopper	5	664	255	25	5	Stanford
35	Mitchell, Terrance	S	82	Rashard Higgins	5	661	198	26	5	Colorado State
85	Moffatt, Jonate	TE	85	David Njoku	5	664	246	24	4	Miami (Fla.)
2	Njoku, David	DT	86	Harrison Bryant	5	665	230	22	2	Florida Atlantic
65	Ogundbi, Larry	K	88	Stephen Carlson	5	664	303	23	2	Pennelon
11	Peoples-Jones, Donovan	WR	90	Jordan Elliott	5	664	278	23	2	Missouri
50	Phillips, Jacob	LB	91	Ioe Jackson	5	661	242	27	5	Miami (Fla.)
29	Redwine, Sheldrick	S	93	B.J. Goodson	5	663	242	27	5	Clemson
23	Richardson, Sheldon	DT	94	Adrian Clayom	5	663	280	32	10	Texas A&M
56	Smith, Malcolm	LB	95	Myles Garrett	5	664	272	24	4	Missouri
36	Stewart Jr., M.J.	CB	96	Vincent Taylor	5	663	304	26	4	Oklahoma State
44	Iakaki, Nick	LB	97	Porter Buson	5	665	257	23	2	Southern California
10	Taylor, Jaywan	WR	98	Sheldon Richardson	5	663	294	23	2	Missouri
16	Taylor, Vincent	DT	98	Matthew McCrane (PS)	5	510	165	26	2	Kansas State
77	Teller, Wyatt	6	17	Kyle Lauetta (PS)	5	663	222	25	2	Richmond
20	Thomas, Tanneer	C	38	A.J. Green (PS)	5	662	198	24	2	Oklahoma State
54	Tretter, JC	DE	40	Stephen Denmark (PS)	5	662	214	22	4	Valdosta State

## HOUSTON TEXANS

NO	NAME	POS	HT	WT	AGE	EXP	COLLEGE
1	AJ McClaron	QB	6'3	215	30	7	Alabama
2	Deshawn Watson	QB	6'2	215	25	4	Clemson
3	Ka'imi Fairbairn	K	6-0	183	28	5	UCLA
4	Brayon Anger	P	6-3	205	32	9	California
5	Kenny Stills	WR	6-1	222	28	8	Oklahoma
6	Brandin Cooks	WR	5'10	183	27	7	Oregon State
7	DeAndre Carter	WR	5'8	190	27	3	Sacramento State
8	Will Fuller V	WR	6-0	184	27	5	Notre Dame
9	Keke Coutee	WR	5'11	187	23	3	Texas Tech
10	Randall Cobb	WR	5'10	195	30	10	Kentucky
11	Justin Reid	S	6'1	203	23	3	Stanford
12	Bradley Roby	CB	5'11	194	28	7	Ohio State
13	Eric Murray	S	5'11	199	26	5	Minnesota
14	Duke Johnson	R	5'9	210	27	6	Miami (Fla.)
15	Vernon Hargreaves III	CB	5'10	204	25	5	Florida
16	Michael Thomas	S	5'11	195	30	7	Stanford
17	Phillip Gaines	CB	6-0	193	29	7	Rice
18	Coren Armstrong	CB	6-0	185	25	6	Southern Miss
19	David Johnson	CB	6-1	224	28	3	Northern Iowa
20	Lorne Johnson Jr.	S	6-2	213	25	2	Kentucky
21	Jon Redd	CB	5'10	187	24	3	Penn State
22	Keion Crossen	CB	5'10	185	24	3	West Virginia
23	Buddy Howell	RB	6-3	218	24	3	Florida Atlantic
24	Zach Cunningham	ILB	6-3	228	25	6	Vanderbilt
25	Cullen Glasgow	FB	6-2	225	25	3	Texas A&M
26	Jon Weeks	LS	5'10	242	34	11	Baylor
27	Tyrell Adams	ILB	5'2	230	28	5	West Georgia
28	Dylan Cole	ILB	6-0	237	26	4	Missouri State
29	Jonathan Greenard	OLB	6-3	263	23	3	Florida
30	Jacob Martin <sup>2</sup>	OLB	6-2	242	24	3	Temple
31	Peter Karamayi	ILB	6-3	254	25	3	Stanford
32	Whitney Mercilus	T	6-4	286	30	9	Illinois
33	Roderick Johnson	T	6-6	306	24	4	Washington
34	Senio Kelemete	G	6-3	301	30	8	Florida State
35	Nick Martin	C	6-4	285	27	4	Notre Dame
36	Charlie Heck	T	6-8	311	23	2	North Carolina
37	Ycus Howard	G/F	6'5	322	24	2	Alabama State
38	Zach Fulton	C/G	6-6	321	29	7	Tennessee
39	Max Schrapring	G/F	6-6	327	24	2	Northern Illinois
40	Brent Daie	G/F	6'7	315	29	6	Nebraska
41	Laremy Tunsil	T	6'5	313	26	5	Mississippi
42	Isaiah Coulter	WR	6-2	186	22	2	Florida
43	Pharaoh Brown	TE	6-6	258	26	7	Nebraska
44	Darren Fells	TE	6-7	270	34	7	Oregon
45	Rodden Atkins	TE	6-4	243	28	3	California-Tyone
46	Ross Blacklock	DT	6-3	290	28	3	Central Florida
47	Carlos Watkins	DE	6-3	237	22	2	TCU
48	Brandon Dunn	DT	6-2	310	26	4	Clemson
49	Charles Omenihu	DE	6-5	300	28	5	Louisville
50	P.J. Hall	DE	6-0	305	25	2	Texas
51	J.J. Watt	DE	6-5	305	25	2	Missouri
52	Brett Maher (FS)	K	6-1	183	31	10	Wisconsin
53	Steven Mitchell Jr. (FS)	WR	5'10	209	30	3	Nebraska
54	Chad Hansen (FS)	WR	6-2	186	26	2	Southern California
55	Damion Ratley (FS)	WR	6-2	202	25	2	California
56	C.J. Prosise (FS)	WR	6-1	225	25	3	Nevada A&M
57	Jonathan Owens (FS)	RB	5'11	220	26	3	Notre Dame
58	Scottie Phillips (FS)	RB	5'8	205	23	2	Missouri Western State
59	Emanuel Eliverjee (FS)	ILB	6-1	239	23	3	Rice
60	Anthony Chesley (FS)	CB	6-0	190	24	3	Castro Carolina
61	Kendall Curell (FS)	DE	6-2	226	24	1	East Carolina
62	Curtis Bolton (FS)	ILB	6-0	228	23	2	Oklahoma
63	Nate Hall (FS)	ILB	6-2	225	24	1	Northwestern
64	Greg Mancz (FS)	C/G	6-4	302	28	6	Toledo
65	Elijah Wanshor (FS)	T	6-5	315	25	1	Illinois
66	Corey Lupton (FS)	DT	6-2	300	30	10	
67	Azuoyah Alufonka (FS)	DT	6-4	320	24	10	West Georgia



50	Adams, Tyrell	11B
49	Akins, Jordan	1F
48	Anger, Bryan	P
30	Armstrong, Jonnell	C3
29	Blackstock, Ross	D7
85	Brown, Parashot	1F
16	Carter, Deatrice	WR
14	Carl, Randall	WR
51	Cole, Dylan	11B
15	Cooks, Brandin	WR
13	Coulter, Isaiah	C3
82	Courte, Kele	WR
16	Crossen, Keion	C3
35	Cummins, Zach	11B
92	Dunn, Brandon	D7
7	Falchun, Ke'ani	K
87	Felix, Darren	1F
15	Fuller, V. Will	WR
13	Fulton, Zach	C/6
24	Gaines, Phillip	C3
49	Gillespie, Cullen	FR
56	Greenard, Jonathan	11B
92	Hall, PJ	D7
26	Hargreaves, III, Vernon	C3
67	Heck, Charlie	1F
71	Howard, Yuss	6/T
32	Howell, Buddy	R3
38	Johnson Jr., Lomnie	S
31	Johnson, David	R3
25	Johnson, Duke	R3
53	Johnson, Roderick	T
68	Kaemmay, Peter	11B
54	Kelamee, Senio	6
64	Marin, Jacob	D7
66	Marin, Nick	C3
59	McClaron, AJ	11B
2	McClaron, Whitney	C3
52	Murray, Eric	6/T
93	Omanjiri, Charles	1F
24	Orale, Brent	6/T
76	Reid, Jon	C3
20	Reid, Justin	S
71	Reid, Bradley	C3
24	Schiering, Max	6/T
12	Stills, Kenny	WR
28	Thomas, Michael	S
17	Tunell, Lareny	T
91	Watkins, Carlos	1F
4	Watson, Joshuaun	DE
99	Wat, J.	D7
46	Weeks, Jon	1S
98	Autofrai, Anzueth (PS)	D7
47	Bolton, Chris (PS)	11B
43	Creeley, Anthony (PS)	C3
45	Futrell, Kendall (PS)	DE
48	Ellerbe, Emmanuel (PS)	11B
17	Harzen, Chad (PS)	11B
93	Lugert, Corey (PS)	WR
13	Maier, Bret (PS)	WR
5	Manz, Greg (PS)	K
11	Mitchell, J., Steven (PS)	C/6
36	Maxson, Ethan (PS)	WR
75	Owens, Jonathan (PS)	T
24	Phillips, Scottie (PS)	R3
49	Prosser, C.J. (PS)	R3
19	Radley, Damien (PS)	WR

Rookies underlined; Injured players are in [brackets]; (PS)=practice squad; ^=designated to return from injured reserve; \*=Reserve/COVID-19 list





**HOUSTON**  
**TEXANS**

**TEXANS BIOS**



# TYRELL ADAMS

INSIDE LINEBACKER

6-2 | 230 | WEST GEORGIA

HOMETOWN: ATLANTA, GA. | AGE: 28

5TH NFL SEASON | 3RD WITH TEXANS | ACQUIRED: FA-'18

2020 GP/GS: 9/5 | CAREER GP/GS (POST): 30/7 (4/0)

TEAMS: KC '15-16; SEA '15; LV '16-17; BUF '17; HOU '18-20



50

**TRANSACTIONS:** Signed by the Seattle Seahawks as a college free agent on May 12, 2015...Waived by the Seahawks on Sept. 5, 2015...Signed to the Kansas City Chiefs practice squad on Sept. 14, 2015...Released from the Chiefs practice squad on Oct. 13, 2015...Signed to the Seahawks practice squad on Oct. 15, 2015...Released from the Seahawks practice squad on Oct. 29, 2015...Signed to the Chiefs practice squad on Nov. 3, 2015...Signed by the Chiefs on Jan. 18, 2016...Waived by the Chiefs on Sept. 3, 2016...Signed to the Chiefs practice squad on Sept. 5, 2016...Released from the Chiefs practice squad on Sept. 6, 2016...Signed to the Oakland Raiders practice squad on Oct. 5, 2016...Signed to the Raiders active roster on Nov. 26, 2016...Waived by the Raiders on Oct. 16, 2017...Claimed off waivers by the Buffalo Bills on Oct. 18, 2017...Released by the Bills on Oct. 19, 2017...Signed by the Indianapolis Colts on Feb. 23, 2018...Released by the Colts on Sept. 1, 2018...Signed to the Houston Texans practice squad on Oct. 2, 2018...Signed to the Texans active roster on Oct. 6, 2018...Waived by the Texans on Oct. 24, 2018...Signed to the San Francisco 49ers practice squad on Nov. 27, 2018...Signed to the Texans active roster on Dec. 26, 2018...Waived by the Texans on Aug. 31, 2019...Signed to the Texans practice squad on Sept. 2, 2019...Signed to the Texans active roster on Sept. 25, 2019.

## 2020 (Houston 9/5):

- Saw action on special teams in the season opener at Kansas City (9/10)
- Totaled one special teams tackle in both Weeks 2 and 3
- Recorded a career-high 12 total tackles (six solo), one fumble recovery and his first career tackle for loss in Week 5 vs. Jacksonville (10/11)
- Tied for the team lead with eight total tackles (six solo) and logged 1.0 sack, two passes defended, one tackle for loss and one quarterback hit in Week 6 at Tennessee (10/18). Became the first Texans player to record at least two passes defended and 1.0 sack in a game since DE J.J. Watt did so in Week 17 of 2015
- Recorded 10 total tackles (five solo), one tackle for loss and one special teams tackle in Week 7 against Green Bay (10/25)
- Matched his career high with 12 total tackles (six solo) in Week 9 at Jacksonville (11/8) and posted double-digit tackles in back-to-back games for the first time in his NFL career
- Recorded seven total tackles (five solo) in Week 10 at Cleveland (11/15) and joined Zach Cunningham and Benardrick McKinney as the only Texans players with 50

total tackles, three tackles for loss and three special teams tackles in a single season since 2014

## 2019 (Houston 5/2, 2/0):

- Promoted to the active roster prior to Week 4 and played in five regular season games (two starts) and both postseason contests
- Finished the season with 13 total tackles (seven solo) and one forced fumble
- Saw his first action of the season on special teams vs. New England (12/1)
- Made his first career start and notched five total tackles (four solo) and his first career forced fumble at Tampa Bay (12/21)
- Made his second consecutive start vs. Tennessee (12/29) and led the team with a single-game career-high eight total tackles (three solo)
- Saw action on special teams in the Wild Card Round win over Buffalo (1/4/20) and in the Divisional Round at Kansas City (1/12/20)

## 2018 (Houston 4/0, 1/0):

- Recorded three special teams tackles and one blocked punt in four games in 2018
- Contributed on special teams in his Texans debut vs. Dallas (10/7)
- Notched a career-high two special teams total tackles and his first career punt block when he blocked Bills P Corey Bojorquez's punt in the second quarter vs. Buffalo (10/14)
- Waived by the Texans after Week 7 and spent Weeks 13-16 on the 49ers practice squad
- Signed by the Texans prior to Week 17 and recorded one special teams tackle vs. Jacksonville (12/30)
- Tallied one special teams tackle in his postseason debut in the Wild Card Round vs. Indianapolis (1/5)

## 2017 (Oakland 6/0):

- Recorded 15 total tackles (eight solo) and three total special teams tackles in six games
- Notched a career-high seven total tackles (four solo) at Tennessee (9/10)
- Registered two solo stops and one special teams tackle vs. the N.Y. Jets in Week 2
- Tallied six total tackles (two solo) vs. Baltimore in Week 5 (10/8)

## 2016 (Oakland 6/0, 1/0):



# TEXANS BIOS

- Contributed on special teams in six regular season games for the Raiders, along with the Wild Card Round against the Texans (1/1/17)
- Made his NFL debut in Week 12 vs. Carolina (11/27)

## COLLEGE:

- Played four seasons (2011-14) at the University of West Georgia in Carrollton, Ga.
- Tallied 220 total tackles, 3.0 sacks and four interceptions

in 44 career games at West Georgia

- Earned All-Gulf South Conference First Team honors as a junior in 2013 and the USA College Football All-America First Team in 2014

## PERSONAL:

- Attended Mays High School in Atlanta
- Led Mays High to an 8-3 record as a senior
- Majored in accounting at West Georgia

## TYRELL ADAMS' NFL REGULAR SEASON DEFENSIVE STATISTICS

DATE	TEAM	GP	GS	TACKLES							QBH	INTERCEPTIONS					FUMBLES			ST					MISC	
				TK	S	A	TFL	YDS	SK	YDS		NO	YDS	LG	TD	PD	FF	FR	YDS	TK	S	A	FF	FR	S	A
2015	Chiefs	0	0	0	0	0	0	0.0	0.0	0	0	0	0	0	0	0	0	0	0	0	0	0	0	0	0	0
2015	Seahawks	0	0	0	0	0	0	0.0	0.0	0	0	0	0	0	0	0	0	0	0	0	0	0	0	0	0	0
2015	TOTAL	0	0	0	0	0	0	0.0	0.0	0	0	0	0	0	0	0	0	0	0	0	0	0	0	0	0	0
2016	Chiefs	0	0	0	0	0	0	0.0	0.0	0	0	0	0	0	0	0	0	0	0	0	0	0	0	0	0	0
2016	Raiders	6	0	0	0	0	0	0.0	0.0	0	0	0	0	0	0	0	0	0	0	0	0	0	0	0	0	0
2016	TOTAL	6	0	0	0	0	0	0.0	0.0	0	0	0	0	0	0	0	0	0	0	0	0	0	0	0	0	0
2017	Raiders	6	0	15	8	7	0	0.0	0.0	0	0	0	0	0	0	0	0	0	0	3	3	0	0	0	0	0
2017	Bills	0	0	0	0	0	0	0.0	0.0	0	0	0	0	0	0	0	0	0	0	0	0	0	0	0	0	0
2017	TOTAL	6	0	15	8	7	0	0.0	0.0	0	0	0	0	0	0	0	0	0	0	3	3	0	0	0	0	0
2018	Texans	4	0	0	0	0	0	0.0	0.0	0	0	0	0	0	0	0	0	0	0	3	1	2	0	0	0	0
2019	Texans	5	2	13	7	6	0	0.0	0.0	0	0	0	0	0	0	0	1	0	0	0	0	0	0	0	0	0
2020	Texans	9	5	52	29	23	3	12	1.0	7.0	1	0	0	0	0	2	0	1	0	3	1	2	0	0	0	0
NFL TOTALS		30	7	80	44	36	3	12	1.0	7.0	1	0	0	0	0	2	1	1	0	9	5	4	0	0	0	0

## TYRELL ADAMS' NFL POSTSEASON DEFENSIVE STATISTICS

DATE	TEAM	GP	GS	TACKLES							QBH	INTERCEPTIONS					FUMBLES			ST					MISC	
				TK	S	A	TFL	YDS	SK	YDS		NO	YDS	LG	TD	PD	FF	FR	YDS	TK	S	A	FF	FR	S	A
2016	Raiders	1	0	0	0	0	0	0.0	0.0	0	0	0	0	0	0	0	0	0	0	0	0	0	0	0	0	0
2018	Texans	1	0	0	0	0	0	0.0	0.0	0	0	0	0	0	0	0	0	0	0	0	0	0	0	0	0	0
2019	Texans	2	0	0	0	0	0	0.0	0.0	0	0	0	0	0	0	0	0	0	0	0	0	0	0	0	0	0
NFL TOTALS		4	0	0	0	0	0	0.0	0.0	0	0	0	0	0	0	0	0	0	0	0	0	0	0	0	0	0

## SINGLE-GAME HIGHS: DEFENSIVE

**Total Tackles** 12 at Jacksonville Jaguars, Nov 08, 2020  
...1 more at 12.

**Sacks** 1.0 at Tennessee Titans, Oct 18, 2020

**Passes Defensed** 2 at Tennessee Titans, Oct 18, 2020

**Forced Fumbles** 1 at Tampa Bay Buccaneers, Dec 21, 2019

**Fumble Recoveries** 1 vs. Jacksonville Jaguars, Oct 11, 2020

**Tackles For Loss** 1 vs. Green Bay Packers, Oct 25, 2020  
...2 more at 1.

**Special Teams Tackles** 2 vs. Buffalo Bills, Oct 14, 2018

# TEXANS BIOS

## 2019 GAME-BY-GAME REGULAR SEASON STATISTICS (TEXANS)

				2019 GAME BY GAME REGULAR SEASON STATISTICS (TEXT)																											
W	DATE	OPPONENT	P/S	TACKLES								INTERCEPTIONS					FUMBLES			ST				MISC		W/L	SCORE				
				TK	S	A	SK	YDS	TFL	YDS	QBH	NO	YDS	LG	TD	PD	FF	FR	YDS	TK	S	A	FF	FR	S			A			
01	09/09	at Saints										PRACTICE SQUAD																	L	28-30	
02	09/15	Jaguars										PRACTICE SQUAD																	W	13-12	
03	09/22	at Chargers										PRACTICE SQUAD																	W	27-20	
04	09/29	Panthers										INACTIVE																	L	10-16	
05	10/06	Falcons										INACTIVE																	W	53-32	
06	10/13	at Chiefs										INACTIVE																	W	31-24	
07	10/20	at Colts										INACTIVE																	L	23-30	
08	10/27	Raiders										INACTIVE																	W	27-24	
09	11/03	at Jaguars										INACTIVE																	W	26-3	
11	11/17	at Ravens										INACTIVE																	L	7-41	
12	11/21	Colts										INACTIVE																	W	20-17	
13	12/01	Patriots	P	0	0	0	0.0	0.0	0	0	0	0	0	0	0	0	0	0	0	0	0	0	0	0	0	0	W	28-22			
14	12/08	Broncos	P	0	0	0	0.0	0.0	0	0	0	0	0	0	0	0	0	0	0	0	0	0	0	0	0	L	24-38				
15	12/15	at Titans	P	0	0	0	0.0	0.0	0	0	0	0	0	0	0	0	0	0	0	0	0	0	0	0	0	W	24-21				
16	12/21	at Buccaneers	S	5	4	1	0.0	0.0	0	0	0	0	0	0	0	0	1	0	0	0	0	0	0	0	0	W	23-20				
17	12/29	Titans	S	8	3	5	0.0	0.0	0	0	0	0	0	0	0	0	0	0	0	0	0	0	0	0	0	L	14-35				
2019 TOTALS			5-2	13	7	6	0.0	0.0	0	0	0	0	0	0	0	1	0	0	0	0	0	0	0	0	10-6						

## 2020 GAME-BY-GAME REGULAR SEASON STATISTICS (TEXANS)

W	DATE	OPPONENT	P/S	TACKLES								INTERCEPTIONS					FUMBLES			ST					MISC		W/L	SCORE
				TK	S	A	SK	YDS	TFL	YDS	QBH	NO	YDS	LG	TD	PD	FF	FR	YDS	TK	S	A	FF	FR	S	A		
01	09/10	at Chiefs	P	0	0	0	0.0	0.0	0	0	0	0	0	0	0	0	0	0	0	0	0	0	0	0	0	0	L	20-34
02	09/20	Ravens	P	0	0	0	0.0	0.0	0	0	0	0	0	0	0	0	0	0	0	1	0	1	0	0	0	0	L	16-33
03	09/27	at Steelers	P	0	0	0	0.0	0.0	0	0	0	0	0	0	0	0	0	0	0	1	1	0	0	0	0	0	L	21-28
04	10/04	Vikings	P	3	1	2	0.0	0.0	0	0	0	0	0	0	0	0	0	0	0	0	0	0	0	0	0	0	L	23-31
05	10/11	Jaguars	S	12	6	6	0.0	0.0	1	4	0	0	0	0	0	0	1	0	0	0	0	0	0	0	0	0	W	30-14
06	10/18	at Titans	S	8	6	2	1.0	7.0	1	7	1	0	0	0	0	2	0	0	0	0	0	0	0	0	0	0	L	36-42+
07	10/25	Packers	S	10	5	5	0.0	0.0	1	1	0	0	0	0	0	0	0	0	0	1	0	1	0	0	0	0	L	20-35
09	11/08	at Jaguars	S	12	6	6	0.0	0.0	0	0	0	0	0	0	0	0	0	0	0	0	0	0	0	0	0	0	W	27-25
10	11/15	at Browns	S	7	5	2	0.0	0.0	0	0	0	0	0	0	0	0	0	0	0	0	0	0	0	0	0	0	L	7-10
2020 TOTALS			9-5	52	29	23	1.0	7.0	3	12	1	0	0	0	0	2	0	1	0	3	1	2	0	0	0	0	2-7	

+ - Overtime

## 2019 GAME-BY-GAME POSTSEASON STATISTICS (TEXANS)

W	DATE	OPPONENT	P/S	TACKLES								INTERCEPTIONS					FUMBLES			ST					MISC		W/L	SCORE
				TK	S	A	SK	YDS	TFL	YDS	QBH	NO	YDS	LG	TD	PD	FF	FR	YDS	TK	S	A	FF	FR	S	A		
01	01/04	Bills	P	0	0	0	0.0	0.0	0	0	0	0	0	0	0	0	0	0	0	0	0	0	0	0	0	0	W	22-19+
02	01/12	at Chiefs	P	0	0	0	0.0	0.0	0	0	0	0	0	0	0	0	0	0	0	0	0	0	0	0	0	0	L	31-51
2019 TOTALS			2-0	0	0	0	0.0	0.0	0	0	0	0	0	0	0	0	0	0	0	0	0	0	0	0	0	0	1-1	

+ - Overtime





# JORDAN AKINS

TIGHT END

6-4 | 243 | CENTRAL FLORIDA

HOMETOWN: LOCUST GROVE, GA. | AGE: 28

3RD NFL SEASON | 3RD WITH TEXANS | ACQUIRED: D3C-'18

2020 GP/GS: 6/3 | CAREER GP/GS (POST): 38/18 (1/0)

TEAMS: HOU '18-20



88

**TRANSACTIONS:** Selected by the Houston Texans with the 34th pick of the third round (98th overall) in the 2018 NFL Draft.

## 2020 (Houston 6/2):

- Finished with two receptions for 39 yards (19.5 avg.) and one receiving touchdown, which was the third of his career, in Week 1 at Kansas City (9/10)
- Caught a career-high seven receptions for 55 yards (7.9 avg.) in Week 2 vs. Baltimore (9/20)

## 2019 (Houston 16/9, 0/0):

- Played in all 16 games (nine starts) and established new single-season career highs in receptions (36), receiving yards (418) and touchdowns (two)
- Set single-game career highs in receptions (three), receiving yards (73) and touchdowns (two) at the L.A. Chargers (9/22). He caught the first two receiving touchdowns of his NFL career: 15-yard reception in the third quarter a 53-yard touchdown catch in the fourth quarter that marked the longest reception of his NFL career and the third-longest reception by a tight end in franchise history
- Logged three receptions for 39 yards (13.0 avg.) in the win at Kansas City (10/13)
- Pulled in three catches for 24 yards (8.0 avg.) in the win over Jacksonville at Wembley Stadium (11/3)
- Posted four catches for 49 yards (12.3 avg.) vs. Denver (12/8)
- Finished second on the team with 54 receiving yards on a single-game career-high five catches (10.8 avg.), including a 20-yard catch, vs. Tennessee (12/29)

## 2018 (Houston 16/6, 1/0):

- Finished the season with 17 receptions for 225 yards (13.2 avg.) as a rookie
- Caught two passes for 11 yards (5.5 avg.) and contributed on special teams at New England (9/9) in his NFL debut
- Tallied two receptions for 21 yards (10.5 avg.) at Tennessee (9/16)
- Hauled in two passes for 24 yards (12.0 avg.) at Indianapolis (9/30)
- Started at tight end and contributed on offense and special teams at Jacksonville (10/21)
- Started at tight end and helped the Texans rush for a season-high 188 yards vs. Miami (10/25)
- Started at tight end for a third-consecutive game at Denver (11/4)

- Hauled in two passes for a career-high 42 yards (21.0 avg.), including a career-long 28-yard reception at Washington (11/18)
- Recorded two receptions for 40 yards (20.0 avg.) vs. Indianapolis (12/9). Notched the most first quarter receiving yards (40) by a Texans rookie since WR Will Fuller V in Week 4 of the 2017 season vs. Tennessee
- Started at tight end at the N.Y. Jets (12/15)
- Recorded two receptions for 33 yards (16.5 avg.) at Philadelphia (12/23)
- Started at tight end and contributed on special teams vs. Jacksonville (12/30)
- Caught two passes for eight yards (4.0 avg.) in the Wild Card Round vs. Indianapolis (1/5/19)

## COLLEGE:

- Played four seasons (2014-17) at the University of Central Florida in Orlando, Fla.
- Amassed 1,149 yards receiving and eight touchdowns in 41 career games played
- Also returned punts and kicks for the Golden Knights during his four years at Central Florida
- Named to the John Mackey Award Preseason Watch List, honoring the nation's top tight ends as a senior after setting single-season career highs for catches (30), receiving yards (459) and touchdowns (four)
- Recorded 347 yards receiving and two touchdowns on 23 receptions in 13 games (seven starts) and led team in yards per reception (15.1) as a junior
- Posted 14 receptions for 152 yards and two touchdowns while returning six kickoffs for 149 yards and two punts for 15 yards in his sophomore season
- Logged 498 all-purpose yards with 135 yards on 12 catches in 13 games played as a freshman

## PERSONAL:

- Prior to attending the University of Central Florida, was selected in the third round of the 2010 Major League Baseball Draft by the Texas Rangers
- Hit .218 as an outfielder in four seasons in the Texas farm system, including a .283 mark in 2011
- Hit 24 home runs and recorded 42 stolen bases in 321 minor league games played
- Was an all-state selection at Union Grove High School as a senior in 2009
- Earned all-state honors as a junior, leading Strong Rock Christian High School with 823 yards passing and 12

# TEXANS BIOS

touchdowns, while rushing for 784 yards and 14

touchdowns  
 Named all-conference as a sophomore in 2007

## JORDAN AKINS' NFL REGULAR SEASON RUSHING/RECEIVING STATISTICS

DATE	TEAM	GP	GS	RECEIVING					RUSHING				
				NO.	YDS.	AVG.	LG	TD	NO.	YDS.	AVG.	LG	TD
2018	Texans	16	6	17	225	13.2	28	0	0	0	0.0	0	0
2019	Texans	16	9	36	418	11.6	53t	2	0	0	0.0	0	0
2020	Texans	6	3	17	192	11.3	26	1	0	0	0.0	0	0
NFL TOTALS		38	18	70	835	11.9	53t	3	0	0	0.0	0	0

## JORDAN AKINS' NFL POSTSEASON RUSHING/RECEIVING STATISTICS

DATE	TEAM	GP	GS	RECEIVING					RUSHING				
				NO.	YDS.	AVG.	LG	TD	NO.	YDS.	AVG.	LG	TD
2018	Texans	1	0	2	8	4.0	7	0	0	0	0.0	0	0
2019	Texans	0	0	0	0	0.0	0	0	0	0	0.0	0	0
NFL TOTALS		1	0	2	8	4.0	7	0	0	0	0.0	0	0

## SINGLE-GAME HIGHS: RUSHING/RECEIVING

<b>Receptions</b>	7 vs. Baltimore Ravens, Sep 20, 2020	<b>All-purpose yards</b>	73 at Los Angeles Chargers, Sep 22, 2019
<b>Receiving Yards</b>	73 at Los Angeles Chargers, Sep 22, 2019	<b>Miscellaneous Tackles</b>	1 vs. New York Giants, Sep 23, 2018
<b>Longest Receptions</b>	53t at Los Angeles Chargers, Sep 22, 2019	<b>Most TDs</b>	2 at Los Angeles Chargers, Sep 22, 2019
<b>Receiving TDs</b>	2 at Los Angeles Chargers, Sep 22, 2019		

## SINGLE-GAME HIGHS - POSTSEASON: RUSHING/RECEIVING

<b>Receptions</b>	2 vs. Indianapolis Colts, Jan 05, 2019	<b>Longest Receptions</b>	7 vs. Indianapolis Colts, Jan 05, 2019
<b>Receiving Yards</b>	8 vs. Indianapolis Colts, Jan 05, 2019	<b>All-purpose yards</b>	8 vs. Indianapolis Colts, Jan 05, 2019

## 2019 GAME-BY-GAME REGULAR SEASON STATISTICS (TEXANS)

W	DATE	OPPONENT	P/S	RECEIVING					RUSHING					W/L	SCORE
				NO.	YDS.	AVG.	LG	TD	NO.	YDS.	AVG.	LG	TD		
01	09/09	at Saints	P	1	17	17.0	17	0	0	0	0.0	0	0	L	28-30
02	09/15	Jaguars	P	2	25	12.5	16	0	0	0	0.0	0	0	W	13-12
03	09/22	at Chargers	P	3	73	24.3	53t	2	0	0	0.0	0	0	W	27-20
04	09/29	Panthers	S	3	21	7.0	10	0	0	0	0.0	0	0	L	10-16
05	10/06	Falcons	P	1	21	21.0	21	0	0	0	0.0	0	0	W	53-32
06	10/13	at Chiefs	S	3	39	13.0	23	0	0	0	0.0	0	0	W	31-24
07	10/20	at Colts	S	2	17	8.5	11	0	0	0	0.0	0	0	L	23-30
08	10/27	Raiders	S	2	11	5.5	7	0	0	0	0.0	0	0	W	27-24
09	11/03	at Jaguars	P	3	24	8.0	12	0	0	0	0.0	0	0	W	26-3
11	11/17	at Ravens	S	1	15	15.0	15	0	0	0	0.0	0	0	L	7-41
12	11/21	Colts	S	3	26	8.7	13	0	0	0	0.0	0	0	W	20-17
13	12/01	Patriots	P	1	19	19.0	19	0	0	0	0.0	0	0	W	28-22
14	12/08	Broncos	S	4	49	12.3	15	0	0	0	0.0	0	0	L	24-38
15	12/15	at Titans	S	2	7	3.5	5	0	0	0	0.0	0	0	W	24-21
16	12/21	at Buccaneers	P	0	0	0.0	0	0	0	0	0.0	0	0	W	23-20
17	12/29	Titans	S	5	54	10.8	20	0	0	0	0.0	0	0	L	14-35
2019 TOTALS			16-9	36	418	11.6	53t	2	0	0	0.0	0	0	10-6	

# TEXANS BIOS

## 2020 GAME-BY-GAME REGULAR SEASON STATISTICS (TEXANS)


W	DATE	OPPONENT	P/S	RECEIVING					RUSHING					W/L	SCORE
				NO.	YDS.	AVG.	LG	TD	NO.	YDS.	AVG.	LG	TD		
01	09/10	at Chiefs	S	2	39	19.5	20	1	0	0	0.0	0	0	L	20-34
02	09/20	Ravens	S	7	55	7.9	12	0	0	0	0.0	0	0	L	16-33
03	09/27	at Steelers	S	2	28	14.0	20	0	0	0	0.0	0	0	L	21-28
04	10/04	Vikings	P	3	46	15.3	26	0	0	0	0.0	0	0	L	23-31
05	10/11	Jaguars						INACTIVE						W	30-14
06	10/18	at Titans						INACTIVE						L	36-42+
07	10/25	Packers						INACTIVE						L	20-35
09	11/08	at Jaguars	P	2	19	9.5	10	0	0	0	0.0	0	0	W	27-25
10	11/15	at Browns	P	1	5	5.0	5	0	0	0	0.0	0	0	L	7-10
2020 TOTALS			6-3	17	192	11.3	26	1	0	0	0.0	0	0	2-7	

+ - Overtime

## 2019 GAME-BY-GAME POSTSEASON STATISTICS (TEXANS)

W	DATE	OPPONENT	P/S	RECEIVING					RUSHING					W/L	SCORE
				NO.	YDS.	AVG.	LG	TD	NO.	YDS.	AVG.	LG	TD		
01	01/04	Bills						INACTIVE						W	22-19+
02	01/12	at Chiefs						INACTIVE						L	31-51
2019 TOTALS			0-0	0	0	0.0	0	0	0	0	0.0	0	0	1-1	

+ - Overtime



# BRYAN ANGER

PUNTER

6-3 | 205 | CALIFORNIA

HOMETOWN: CAMARILLO, CALIF. | AGE: 32

9TH NFL SEASON | 2ND WITH TEXANS | ACQUIRED: FA-'19

2020 GP/GS: 9/0 | CAREER GP/GS (POST): 135/0 (2/0)

TEAMS: JAX '12-'15; TB '16-'18; HOU '19-'20



9

**TRANSACTIONS:** Selected by the Jacksonville Jaguars in the third round (70th overall) of the 2012 NFL Draft...Signed by the Tampa Bay Buccaneers as an unrestricted free agent on March 23, 2016...Re-signed by the Buccaneers on Dec. 31, 2016...Released by the Buccaneers on March 12, 2019...Signed by the Houston Texans as a free agent on July 23, 2019...Released by the Texans on Aug. 31, 2019...Signed by the Texans on Sept. 17, 2019...Signed a contract extension with the Texans on Dec. 28, 2019.

## CAREER:

- Has posted a gross punting average of 46.3 yards since entering the league in 2012, which ranks ninth in NFL history among punters with at least 250 career attempts
- His 40.7 career net punting average ranks seventh in the NFL since the league began recording the stat in 1976 (min. 250 attempts)
- Has never missed a game, participating in all 135 possible games since entering the league in 2012
- Has landed 225 punts inside the 20 since entering the league in 2012, which is the sixth-best mark over that span
- Only recorded 48 touchbacks, tied for the eighth-lowest total since 2012 among punters with at least 500 attempts
- Named to the 2012 All-Rookie team (CBS Sports, ESPN, Pro Football Weekly and the Pro Football Writers of America)
- Led the league in 2014 with 10 punts of 60-or-more yards
- Set NFL rookie records in gross punt average (47.8) and net punt average (40.8) in 2012, both of which were single-season highs for Jacksonville
- In 2016, established Buccaneers franchise records in gross punting average (45.9 yards), net punting average (42.7 yards) and punts inside the 20 (37)

## 2020 (Houston 9/0):

- Pinned two punts inside the 20-yard line for his fifth-consecutive game with at least two punts inside the 20-yard line in Week 2 vs. Baltimore (9/20)
- Punted six times for 291 yards (48.5 avg.) with a 58-yard long and one pinned inside the 20-yard line in Week 3 at Pittsburgh (9/27)
- Punted four times for 201 yards (50.3 avg.) in Week 4 vs. Minnesota (10/4), including a season-long 59-yard punt
- Punted four times for 209 yards (52.3 avg.), which was his highest punting average in a game since Week 12 of 2017 (53.3) when he was a member of the Buccaneers
- Recorded four punts for 205 yards (51.3 avg.), including a

season-long 67-yarder, which was the fourth-longest of his career and the longest since Week 4 of 2019 against Carolina (71)

- Punted five times for 223 yards (44.6 avg.), including a long of 61 yards, and pinned three punts inside the 20 for the first time this season in Week 9 at Jacksonville (11/8)
- Punted three times for 168 yards (56.0 avg.) in Week 10 at Cleveland (11/15) and his 56.0 yards per punt was the second-highest average of his career and the best since Week 16 of 2012

## 2019 (Houston 14/0, 2/0):

- Spent the preseason with the Texans before being released during roster cut downs, but was signed back to the Texans prior to Week 3 and appeared in the last 14 games of the season
- Notched a 46.5 gross punting average, which was his highest average since 2014, and posted a single-season career-high net punting average of 44.5 yards that was good for the second-best mark in the NFL on the season
- Posted the highest net punting average in Texans postseason history and landed five punts inside the 20-yard line in the playoffs, which was the second most in Texans postseason history
- Notched 216 yards on five punts (43.2 avg.), including a 56 yarder and pinned three punts inside the 20-yard line in the Wild Card Round vs. Buffalo (1/4/20). Tied for the second-most punts inside the 20 in a postseason game in franchise history, trailing Shane Lechler (four) in the 2016 Wild Card game vs. Oakland
- Punted five times for 248 yards (49.6 avg.) at Tennessee (12/29), including a 58-yarder, and landed three punts inside the 20-yard line
- Recorded 236 yards on five punts (47.2 avg.), including a 56-yarder, and pinned three punts inside the 20-yard line vs. New England (12/1)
- Punted twice for 94 yards (47.0 avg.), including a 57-yarder and pinned his 200th career punt inside the 20-yard line vs. Indianapolis (11/21). Anger has pinned 200 punts inside the 20-yard line on 576 punts, joining Johnny Hekker as the only players in NFL history with over 200 punts inside the 20 on less than 600 career punts
- Notched a season-high 51.8 gross punting average with four punts for 207 yards, including a 63-yarder vs. Oakland (10/27) and pinned one punt inside the 20-yard line
- Punted five times for 257 yards (51.4 avg.), including a 71-yarder, and pinned three punts inside the 20-yard line vs.



Carolina (9/29). Tied Shane Lechler (71 yards in Week 6 of 2014 vs. Indianapolis) for the longest punt in franchise history

- ✦ Made his Texans debut against the L.A. Chargers (9/22) and punted four times for 180 yards (45.0 avg.), including a 55-yarder, and pinned three punts inside the 20-yard line

## 2018 (Tampa Bay 16/0):

- ✦ Appeared in all 16 games for Tampa Bay, punting 57 times for 2,567 yards. Recorded a net punting average of 38.9 and a gross punting average of 45.0, his best mark since 2016. Added two special teams tackles on the season
- ✦ Matched his single-season career best with only four touchbacks, while pinning 15 punts inside the 20-yard line
- ✦ Notched a 64-yard punt in Week 3 vs. the Steelers (9/24), his longest punt since 2014
- ✦ Punted twice for a season-high gross punting average of 51.0 yards at Dallas (12/23)

## 2017 (Tampa Bay 16/0):

- ✦ Played in all 16 games with the Buccaneers, recording 2,857 yards on 65 punts (44.0 gross avg./39.5 net avg.) and landed 24 punts inside the 20-yards line with only five touchbacks. Added one special teams tackle on the season
- ✦ Dropped three of his four punts inside the 20-yard line at Arizona (10/15)
- ✦ Punted three times for 160 yards at Atlanta (11/26), posting a season-high gross punting average of 53.3
- ✦ Posted a season-high net punting average of 53.5 yards on two punts, both of which landed inside the 20 vs. New Orleans (12/31)

## 2016 (Tampa Bay 16/0):

- ✦ Played in all 16 games in his first season with the Buccaneers, punting 70 times for 3,215 yards on the season
- ✦ Posted a single-season career-high net punting average of 42.7 yards and a gross punting average of 45.9 yards
- ✦ Notched a season-high gross punting average of 54.0 yards at San Diego (12/4) with 108 yards on two punts
- ✦ Landed all three of his punts inside the 20 at New Orleans (12/24) and recorded a season-high net punting average of 51.0 yards
- ✦ Posted a season high, landing 5-of-5 punts inside the 20-yard line vs. Carolina (1/1/17)

## 2015 (Jacksonville 16/0):

- ✦ Appeared in all 16 games for the Jaguars, punting 80 times for 3,700 yards
- ✦ Landed 26 punts inside the 20-yard line while recording a single-season career best of only four touchbacks
- ✦ Recorded a gross punting average of 46.3 yards and a net punting average of 39.5 yards on the season
- ✦ Recorded season highs in punts (eight) and punts inside the 20-yard line (five) at Indianapolis (10/4). His five punts inside the 20 was the fourth-highest mark in the NFL in 2015
- ✦ Punted four times for 221 yards, including his longest punt of the season (63 yards) at Tampa Bay (10/11), tallying a season-high gross punting average of 55.3.

Added one punt inside the 20

- ✦ Landed 2-of-3 punts inside the 20-yard line at New Orleans (12/27) and notched a season-high net punting average of 49.7

## 2014 (Jacksonville 16/0):

- ✦ Played in all 16 games for the Jaguars and recorded a gross punting average of 47.5 and a net punting average of 39.6 after punting 94 times for a single-season career high of 4,464 yards
- ✦ Recorded 10 punts of at least 60 yards on the season, the most of any punter in the NFL in 2014
- ✦ Downed 25 punts inside the 20-yard line with only 10 touchbacks
- ✦ Recorded a season-high gross punting average of 55.5 yards after punting twice for 111 yards at San Diego (9/28)
- ✦ Punted seven times for 367 yards vs. the N.Y. Giants (11/30), recording a gross punting average of 52.4 yards and a season-high net punting average of 45.6 yards. Also landed two punts inside the 20-yard line in the contest
- ✦ Completed his first-career pass for 19 yards on 4th-and-3 vs. Baltimore (12/14), extending the Jacksonville drive. Also posted a 69-yard punt in the game, his longest of the season

## 2013 (Jacksonville 16/0):

- ✦ Appeared in all 16 games for Jacksonville and punted a career-high 95 times on the season for a total of 4,338 yards (45.7 gross avg./40.5 net avg.)
- ✦ Downed 31 punts inside the 20-yard line with only eight touchbacks
- ✦ Established several single-game career highs in the season opener vs. Kansas City (9/8), including punts (11), gross punting yards (556) and net punting yards (456)
- ✦ Landed a career-high six punts inside the 20-yard line vs. Arizona (11/17), punting eight times for 382 yards (47.8 gross avg./45.0 net avg.) in the game
- ✦ Landed 2-of-4 punts inside the 20-yard line vs. Tennessee (12/22) and posted a season-high 45.8 net punting average

## 2012 (Jacksonville 16/0):

- ✦ Appeared in all 16 games with Jacksonville, recording 4,353 yards on 91 punts
- ✦ Established NFL rookie records in gross punt average (47.8) and net punt average (40.8) in 2012, both of which were also single-season franchise records for the Jaguars. His gross punting average of 47.8 in 2012 is also a career high
- ✦ Recorded a 73-yard punt vs. Detroit (11/4) the longest punt of his career and tied for the second-longest in the NFL in 2012
- ✦ Punted eight times and landed a season-high five punts inside the 20-yard line vs. the N.Y. Jets (12/9)

## COLLEGE:

- ✦ Played four seasons (2008-11) at the University of California, Berkeley, after redshirting the 2007 season. Appeared in 51 games and punted 255 times for 11,094 yards (43.5 avg.) with 90 punts downed inside the 20-yard line

## TEXANS BIOS

- His 43.5 gross punting average ranked second in school history and sixth in Pac-12 conference history
- Named first-team all-conference in each his last three years at Cal (2009-11), becoming only the second Golden Bear to accomplish the feat (Alex Mack)

### PERSONAL:

- Graduated from the University of California, Berkeley with

- a degree in integrated biology
- Son of Jean and Mike Anger
- Has a brother, Michael Anger Jr., who played football at San Diego and soccer at UC Irvine
- Attended Camarillo (Calif.) High School, where he was named first-team All-America by EA Sports and USA Today. Listed as the second-best punter in the nation by Rivals.com

### BRYAN ANGER'S NFL REGULAR SEASON PUNTING STATISTICS

DATE	TEAM	GP	PUNTS	BLK	YDS.	AVG.	LG	TB	IN20	OPP. RET.	OPP. YDS.	NET YDS.	NET AVG.
2012	Jaguars	16	91	1	4,353	47.8	73	5	31	40	495	3,758	40.8
2013	Jaguars	16	95	0	4,338	45.7	61	8	31	47	330	3,848	40.5
2014	Jaguars	16	94	2	4,464	47.5	69	10	25	52	464	3,800	39.6
2015	Jaguars	16	80	0	3,700	46.3	63	4	26	45	462	3,158	39.5
2016	Buccaneers	16	70	0	3,215	45.9	59	5	37	24	128	2,987	42.7
2017	Buccaneers	16	65	1	2,857	44.0	62	5	24	27	153	2,604	39.5
2018	Buccaneers	16	57	1	2,567	45.0	64	4	15	27	231	2,256	38.9
2019	Texans	14	45	0	2,094	46.5	71	2	24	17	53	2,001	44.5
2020	Texans	9	33	0	1,593	48.3	67	5	12	12	79	1,414	42.8
NFL TOTALS		135	630	5	29,181	46.3	73	48	225	291	2,395	25,826	40.7

### BRYAN ANGER'S NFL POSTSEASON PUNTING STATISTICS

DATE	TEAM	GP	PUNTS	BLK	YDS.	AVG.	LG	TB	IN20	OPP. RET.	OPP. YDS.	NET YDS.	NET AVG.
2019	Texans	2	8	0	353	44.1	56	0	5	3	9	344	43.0
NFL TOTALS		2	8	0	353	44.1	56	0	5	3	9	344	43.0

### SINGLE-GAME HIGHS: PUNTER

Punts	11 vs. Kansas City Chiefs, Sep 08, 2013
Gross Punting Yards	556 vs. Kansas City Chiefs, Sep 08, 2013
Gross Punting Avg	56.3 vs. New England Patriots, Dec 23, 2012
Net Punting Yards	456 vs. Kansas City Chiefs, Sep 08, 2013
Net Punting Avg	51.4 vs. Carolina Panthers, Sep 29, 2019
Longest Punts	73 vs. Detroit Lions, Nov 04, 2012

Inside the 20	6 vs. Arizona Cardinals, Nov 17, 2013
Pass Attempts	1 at Carolina Panthers, Nov 04, 2018 ...1 more at 1.
Pass Completions	1 at Baltimore Ravens, Dec 14, 2014
Yards Passing	19 at Baltimore Ravens, Dec 14, 2014
Rush Attempts	1 at Indianapolis Colts, Oct 20, 2019 ...1 more at 1.
Special Teams Tackles	1 vs. Carolina Panthers, Dec 02, 2018 ...11 more at 1.

### SINGLE-GAME HIGHS - POSTSEASON: PUNTER

Punts	5 vs. Buffalo Bills, Jan 04, 2020
Gross Punting Yards	216 vs. Buffalo Bills, Jan 04, 2020
Gross Punting Avg	45.7 at Kansas City Chiefs, Jan 12, 2020
Net Punting Yards	208 vs. Buffalo Bills, Jan 04, 2020

Net Punting Avg	45.3 at Kansas City Chiefs, Jan 12, 2020
Longest Punts	56 vs. Buffalo Bills, Jan 04, 2020
Inside the 20	3 vs. Buffalo Bills, Jan 04, 2020

# TEXANS BIOS

## 2019 GAME-BY-GAME REGULAR SEASON STATISTICS (TEXANS)

W	DATE	OPPONENT		PUNTS	BLK	YDS.	AVG.	LG	TB	IN20	OPP. RET.	OPP. YDS.	NET YDS.	NET AVG.	W/L/ T	SCORE
01	09/09	at Saints													L	28-30
02	09/15	Jaguars													W	13-12
03	09/22	at Chargers	P	4	0	180	45.0	55	0	3	2	-1	181	45.3	W	27-20
04	09/29	Panthers	P	5	0	257	51.4	71	0	3	1	0	257	51.4	L	10-16
05	10/06	Falcons	P	1	0	35	35.0	35	0	0	0	0	35	35.0	W	53-32
06	10/13	at Chiefs	P	0	0	0	0.0	0	0	0	0	0	0	0.0	W	31-24
07	10/20	at Colts	P	2	0	89	44.5	51	1	1	0	0	69	34.5	L	23-30
08	10/27	Raiders	P	4	0	207	51.8	63	1	1	2	3	184	46.0	W	27-24
09	11/03	at Jaguars	P	3	0	136	45.3	53	0	1	2	8	128	42.7	W	26-3
11	11/17	at Ravens	P	3	0	112	37.3	41	0	1	2	4	108	36.0	L	7-41
12	11/21	Colts	P	2	0	94	47.0	57	0	1	0	0	94	47.0	W	20-17
13	12/01	Patriots	P	5	0	236	47.2	56	0	3	1	6	230	46.0	W	28-22
14	12/08	Broncos	P	2	0	74	37.0	41	0	1	1	2	72	36.0	L	24-38
15	12/15	at Titans	P	4	0	185	46.3	60	0	3	2	19	166	41.5	W	24-21
16	12/21	at Buccaneers	P	5	0	241	48.2	55	0	3	2	3	238	47.6	W	23-20
17	12/29	Titans	P	5	0	248	49.6	58	0	3	2	9	239	47.8	L	14-35
2019 TOTALS			14	45	0	2,094	46.5	71	2	24	17	53	2,001	44.5	10-6	

## 2020 GAME-BY-GAME REGULAR SEASON STATISTICS (TEXANS)

W	DATE	OPPONENT		PUNTS	BLK	YDS.	AVG.	LG	TB	IN20	OPP. RET.	OPP. YDS.	NET YDS.	NET AVG.	W/L/ T	SCORE
01	09/10	at Chiefs	P	3	0	123	41.0	42	0	2	0	0	123	41.0	L	20-34
02	09/20	Ravens	P	3	0	140	46.7	57	0	2	1	8	132	44.0	L	16-33
03	09/27	at Steelers	P	6	0	291	48.5	58	0	1	2	25	266	44.3	L	21-28
04	10/04	Vikings	P	4	0	201	50.3	59	1	0	1	6	175	43.8	L	23-31
05	10/11	Jaguars	P	1	0	33	33.0	33	0	1	0	0	33	33.0	W	30-14
06	10/18	at Titans	P	4	0	209	52.3	56	1	1	3	20	169	42.3	L	36-42+
07	10/25	Packers	P	4	0	205	51.3	67	1	2	1	6	179	44.8	L	20-35
09	11/08	at Jaguars	P	5	0	223	44.6	61	1	3	2	3	200	40.0	W	27-25
10	11/15	at Browns	P	3	0	168	56.0	64	1	0	2	11	137	45.7	L	7-10
2020 TOTALS			9	33	0	1,593	48.3	67	5	12	12	79	1,414	42.8	2-7	

+ - Overtime

## 2019 GAME-BY-GAME POSTSEASON STATISTICS (TEXANS)

W	DATE	OPPONENT		PUNTS	BLK	YDS.	AVG.	LG	TB	IN20	OPP. RET.	OPP. YDS.	NET YDS.	NET AVG.	W/L/ T	SCORE
01	01/04	Bills	P	5	0	216	43.2	56	0	3	1	8	208	41.6	W	22-19+
02	01/12	at Chiefs	P	3	0	137	45.7	50	0	2	2	1	136	45.3	L	31-51
2019 TOTALS			2	8	0	353	44.1	56	0	5	3	9	344	43.0	1-1	

+ - Overtime



# CORNELL ARMSTRONG

CORNERBACK

6-0 | 185 | SOUTHERN MISS

HOMETOWN: BASSFIELD, MISS. | AGE: 25

3RD NFL SEASON | 2ND WITH TEXANS | ACQUIRED: FA-'19

2020 GP/GS: 3/0 | CAREER GP/GS: 23/0

TEAMS: MIA '18; HOU '19-20



30

**TRANSACTIONS:** Selected by the Miami Dolphins in the sixth round (209th overall) of the 2018 NFL Draft...Waived by the Dolphins on Aug. 31, 2019...Signed by the Houston Texans on Sept. 2, 2019...Waived by the Texans on Sept. 10, 2019...Signed to the Texans practice squad on Sept. 12, 2019...Signed to the Texans active roster on Oct. 26, 2019.

## 2020 (Houston 3/0):

- ✦ Inactive in Weeks 1-6
- ✦ Saw his first game action in Week 7 against Green Bay (10/25)

## 2019 (Houston 5/0, 0/0):

- ✦ Appeared in five games in his first season with the Texans, totaling four tackles (three solo)
- ✦ Spent Weeks 2-7 on the Texans practice squad
- ✦ Made his Texans debut and notched one solo tackle vs. Oakland (10/27)
- ✦ Notched two total tackles (two solo) in the win over Jacksonville at Wembley Stadium in London (11/3)
- ✦ Registered one tackle at Baltimore (11/17)

## 2018 (Miami 15/0):

- ✦ Appeared in 15 games of his rookie season as a reserve cornerback
- ✦ Finished the season with six solo tackles on defense and two solo tackles on special teams
- ✦ Recorded his first-career defensive tackle in the win vs. the N.Y. Jets (11/4) and finished the contest with two solo tackles

- ✦ Tallied a season-high three solo tackles in the final game of the season at Buffalo (12/30)

## COLLEGE:

- ✦ Spent four seasons (2014-17) at the University of Southern Mississippi in Hattiesburg, Miss., playing in 47 games (40 starts) in his time with the Golden Eagles
- ✦ Racked up 146 tackles (108 solo), two interceptions and nine passes defended over his collegiate career
- ✦ As a senior (2017), started in all 10 games and finished with 22 tackles, two interceptions and nine passes defended, earning him All-Conference USA honorable mention
- ✦ Posted 47 tackles (35 solo), one interception and nine passes defended in 13 starts as a junior (2016). His 47 tackles were fourth-most on the team
- ✦ As a sophomore in 2015, started all 12 games and finished fifth on the team with 47 tackles (37 solo) Also tied for second with two interceptions and added 12 passes defended on the season
- ✦ In his true freshman season in 2014, finished with 30 total tackles, three tackles for loss and four passes defended, earning him Conference USA All-Freshman honors

## PERSONAL:

- ✦ Attended Bassfield (Miss.) High School where he recorded 62 career tackles (46 solo), six interceptions, two forced fumbles and three fumble recoveries over his high school career
- ✦ Son of Lessie Williams

### CORNELL ARMSTRONG'S NFL REGULAR SEASON DEFENSIVE STATISTICS

DATE	TEAM	GP	GS	TACKLES								INTERCEPTIONS						FUMBLES			ST					MISC	
				TK	S	A	TFL	YDS	SK	YDS	QBH	NO	YDS	LG	TD	PD	FF	FR	YDS	TK	S	A	FF	FR	S	A	
2018	Dolphins	15	0	6	6	0	0	0	0.0	0.0	0	0	0	0	0	0	0	0	0	0	2	2	0	0	0	0	0
2019	Texans	5	0	4	3	1	0	0	0.0	0.0	0	0	0	0	0	0	0	0	0	0	0	0	0	0	0	0	
2020	Texans	3	0	0	0	0	0	0	0.0	0.0	0	0	0	0	0	0	0	0	0	0	0	0	0	0	0	0	
NFL TOTALS		23	0	10	9	1	0	0	0.0	0.0	0	0	0	0	0	0	0	0	0	0	2	2	0	0	0	0	0

### CORNELL ARMSTRONG'S NFL POSTSEASON DEFENSIVE STATISTICS

		TACKLES										INTERCEPTIONS					FUMBLES			ST					MISC	
DATE	TEAM	GP	GS	TK	S	A	TFL	YDS	SK	YDS	QBH	NO	YDS	LG	TD	PD	FF	FR	YDS	TK	S	A	FF	FR	S	A
2019	Texans	0	0	0	0	0	0	0	0.0	0.0	0	0	0	0	0	0	0	0	0	0	0	0	0	0	0	0
NFL TOTALS		0	0	0	0	0	0	0	0.0	0.0	0	0	0	0	0	0	0	0	0	0	0	0	0	0	0	0



# TEXANS BIOS

## SINGLE-GAME HIGHS: DEFENSIVE

**Total Tackles**

3 at Buffalo Bills, Dec 30, 2018

**Special Teams Tackles**

1 at Indianapolis Colts, Nov 25, 2018  
...1 more at 1.

## 2019 GAME-BY-GAME REGULAR SEASON STATISTICS (TEXANS)

			TACKLES										INTERCEPTIONS					FUMBLES			ST					MISC			
W	DATE	OPPONENT	P/S	TK	S	A	SK	YDS	TFL	YDS	QBH	NO	YDS	LG	TD	PD	FF	FR	YDS	TK	S	A	FF	FR	S	A	W/L	SCORE	
01	09/09	at Saints		INACTIVE																					L	28-30			
02	09/15	Jaguars		PRACTICE SQUAD																					W	13-12			
03	09/22	at Chargers		PRACTICE SQUAD																					W	27-20			
04	09/29	Panthers		PRACTICE SQUAD																					L	10-16			
05	10/06	Falcons		PRACTICE SQUAD																					W	53-32			
06	10/13	at Chiefs		PRACTICE SQUAD																					W	31-24			
07	10/20	at Colts		PRACTICE SQUAD																					L	23-30			
08	10/27	Raiders	P	1	1	0	0.0	0.0	0	0	0	0	0	0	0	0	0	0	0	0	0	0	0	0	0	0	W	27-24	
09	11/03	at Jaguars	P	2	2	0	0.0	0.0	0	0	0	0	0	0	0	0	0	0	0	0	0	0	0	0	0	0	W	26-3	
11	11/17	at Ravens	P	1	0	1	0.0	0.0	0	0	0	0	0	0	0	0	0	0	0	0	0	0	0	0	0	0	L	7-41	
12	11/21	Colts	P	0	0	0	0.0	0.0	0	0	0	0	0	0	0	0	0	0	0	0	0	0	0	0	0	0	W	20-17	
13	12/01	Patriots		INACTIVE																					W	28-22			
14	12/08	Broncos		INACTIVE																					L	24-38			
15	12/15	at Titans		INACTIVE																					W	24-21			
16	12/21	at Buccaneers		INACTIVE																					W	23-20			
17	12/29	Titans	P	0	0	0	0.0	0.0	0	0	0	0	0	0	0	0	0	0	0	0	0	0	0	0	0	0	L	14-35	
2019 TOTALS			5-0	4	3	1	0.0	0.0	0	0	0	0	0	0	0	0	0	0	0	0	0	0	0	0	0	0	10-6		

## 2020 GAME-BY-GAME REGULAR SEASON STATISTICS (TEXANS)

			TACKLES								INTERCEPTIONS					FUMBLES			ST				MISC					
W	DATE	OPPONENT	P/S	TK	S	A	SK	YDS	TFL	YDS	QBH	NO	YDS	LG	TD	PD	FF	FR	YDS	TK	S	A	FF	FR	S	A	W/L	SCORE
01	09/10	at Chiefs													INACTIVE											L	20-34	
02	09/20	Ravens													INACTIVE											L	16-33	
03	09/27	at Steelers													INACTIVE											L	21-28	
04	10/04	Vikings													INACTIVE											L	23-31	
05	10/11	Jaguars													INACTIVE											W	30-14	
06	10/18	at Titans													INACTIVE											L	36-42+	
07	10/25	Packers	P	0	0	0	0.0	0.0	0	0	0	0	0	0	0	0	0	0	0	0	0	0	0	0	0	0	L	20-35
09	11/08	at Jaguars	P	0	0	0	0.0	0.0	0	0	0	0	0	0	0	0	0	0	0	0	0	0	0	0	0	0	W	27-25
10	11/15	at Browns	P	0	0	0	0.0	0.0	0	0	0	0	0	0	0	0	0	0	0	0	0	0	0	0	0	0	L	7-10
2020 TOTALS			3-0	0	0	0	0.0	0.0	0	0	0	0	0	0	0	0	0	0	0	0	0	0	0	0	0	0	2-7	

+ - Overtime

## 2019 GAME-BY-GAME POSTSEASON STATISTICS (TEXANS)

2019 GAME BY GAME POSTSEASON STATISTICS (TEXAS)																												
W	DATE	OPPONENT	P/S	TACKLES								INTERCEPTIONS					FUMBLES			ST					MISC		W/L	SCORE
				TK	S	A	SK	YDS	TFL	YDS	QBH	NO	YDS	LG	TD	PD	FF	FR	YDS	TK	S	A	FF	FR	S	A		
01	01/04	Bills		INACTIVE																					W	22-19+		
02	01/12	at Chiefs		INACTIVE																					L	31-51		
2019 TOTALS				0	0	0	0.0	0.0	0	0	0	0	0	0	0	0	0	0	0	0	0	0	0	0	0	0	1-1	

+ - Overtime



# ROSS BLACKLOCK

DEFENSIVE TACKLE

6-3 | 290 | TCU

HOMETOWN: MISSOURI CITY, TEXAS | AGE: 22

ROOKIE | 1ST WITH TEXANS | ACQUIRED: D2-'20

2020 GP/GS: 8/0 | CAREER GP/GS: 8/0

TEAMS: HOU '20



90

**TRANSACTIONS:** Selected by the Houston Texans in the second round (40th overall) of the 2020 NFL Draft.

## 2020 (Houston 8/0):

- ✦ Made his NFL debut in Week 1 at Kansas City (9/10)
- ✦ Logged his first career tackle for loss in Week 6 at Tennessee (10/18)

## CAREER AT TCU:

- ✦ Spent four seasons (2016-19) at Texas Christian University in Fort Worth, Texas, where he played in 26 total games and finished his collegiate career with 67 total tackles (39 solo), 15.5 tackles for loss and 5.5 sacks

## 2019 (TCU):

- ✦ Started in all 12 games for the Horned Frogs and tied for the team lead with 3.5 sacks, while adding 9.0 tackles for loss and a single-season career high of 40 total tackles (25 solo)
- ✦ Named First-Team All-Big 12, Second-Team AP All-Big 12 and was an Honorable-Mention Big 12 Defensive Lineman of the Year
- ✦ Logged a season-best 2.5 tackles for loss, including 0.5 sack, as part of five stops in a victory over Kansas (9/28)
- ✦ Registered a career-best seven stops (four solo), including one for loss, at Oklahoma State (11/2)

## 2018 (TCU):

- ✦ Suffered an injury in preseason camp and was sidelined for the entire season

## 2017 (TCU):

- ✦ Started in all 14 games and totaled 27 tackles (13 solo), 6.5 tackles for loss and 2.0 sacks, earning him 2017 Freshman All-American honors from FWAA and the 2017 Big 12 Co-Defensive Freshman of the Year award
- ✦ Recorded a season-high five tackles (one solo) vs. Kansas (10/21) and added 1.5 tackles for loss and his first career sack
- ✦ Matched his single-game career high with five stops, including a season-best two tackles for loss in the Valero Alamo Bowl win over Stanford

## 2016 (TCU):

- ✦ Redshirted in his first year with the Horned Frogs

## PERSONAL:

- ✦ Attended Elkins High School in Missouri City, Texas where he posted 56 tackles, 10 tackles for loss, 3.0 sacks and 11 quarterback hurries as a senior, earning him an invite to play in the U.S. Army All-American Bowl
- ✦ Rated a four-star defensive tackle by 247Sports.com and ranked the fourth-best defensive tackle in Texas and the 18th-best in the country

## SINGLE-GAME HIGHS: DEFENSIVE

**Total Tackles** 1 at Cleveland Browns, Nov 15, 2020  
...5 more at 1.

**Tackles For Loss** 1 at Tennessee Titans, Oct 18, 2020

# TEXANS BIOS

## 2020 GAME-BY-GAME REGULAR SEASON STATISTICS (TEXANS)

				TACKLES								INTERCEPTIONS					FUMBLES			ST					MISC			
W	DATE	OPPONENT	P/S	TK	S	A	SK	YDS	TFL	YDS	QBH	NO	YDS	LG	TD	PD	FF	FR	YDS	TK	S	A	FF	FR	S	A	W/L	SCORE
01	09/10	at Chiefs	P	0	0	0	0.0	0.0	0	0	0	0	0	0	0	0	0	0	0	0	0	0	0	0	0	0	L	20-34
02	09/20	Ravens	P	1	0	1	0.0	0.0	0	0	0	0	0	0	0	0	0	0	0	0	0	0	0	0	0	0	L	16-33
03	09/27	at Steelers		INACTIVE																							L	21-28
04	10/04	Vikings	P	1	0	1	0.0	0.0	0	0	0	0	0	0	0	0	0	0	0	0	0	0	0	0	0	0	L	23-31
05	10/11	Jaguars	P	1	1	0	0.0	0.0	0	0	0	0	0	0	0	0	0	0	0	0	0	0	0	0	0	0	W	30-14
06	10/18	at Titans	P	1	1	0	0.0	0.0	1	1	0	0	0	0	0	0	0	0	0	0	0	0	0	0	0	0	L	36-42+
07	10/25	Packers	P	0	0	0	0.0	0.0	0	0	0	0	0	0	0	0	0	0	0	0	0	0	0	0	0	0	L	20-35
09	11/08	at Jaguars	P	1	1	0	0.0	0.0	0	0	0	0	0	0	0	0	0	0	0	0	0	0	0	0	0	0	W	27-25
10	11/15	at Browns	P	1	1	0	0.0	0.0	0	0	0	0	0	0	0	0	0	0	0	0	0	0	0	0	0	0	L	7-10
2020 TOTALS			8-0	6	4	2	0.0	0.0	1	1	0	0	0	0	0	0	0	0	0	0	0	0	0	0	0	0	2-7	

+ - Overtime



# PHAROAH BROWN

TIGHT END

6-6 | 258 | OREGON

HOMETOWN: LYNDBURST, OHIO | AGE: 26

3RD NFL SEASON | 1ST WITH TEXANS | ACQUIRED: FA-'20

2020 GP/GS: 7/5 | CAREER GP/GS: 18/12

TEAMS: LV '17-'18; CLE '18-'20; HOU '20



85

**TRANSACTIONS:** Signed by the Oakland Raiders as a college free agent on May 5, 2017...Waived by the Raiders on Sept. 2, 2017...Signed to the Raiders practice squad on Sept. 3, 2017...Signed to the Raiders active roster on Dec. 23, 2017...Waived by the Raiders on Sept. 1, 2018...Signed to the Cleveland Browns practice squad on Sept. 24, 2018...Signed to the Browns active roster on Oct. 23, 2018...Signed by the Browns on March 16, 2020...Waived by the Browns on Sept. 6, 2020...Signed to the Houston Texans practice squad on Sept. 14, 2020...Signed to the Texans active roster on Sept. 15, 2020.

## 2020 (Houston 7/5):

- Spent the offseason with the Cleveland Browns before signing to the Texans practice squad
- Saw action in his first game with the Texans in Week 3 at Pittsburgh (9/27)
- Started his first game for the Texans and made one special teams tackle in Week 4 vs. Minnesota (10/4)
- Caught a career-high two passes for 28 yards (14.0 avg.) in Week 6 at Tennessee (10/18)
- Finished with two receptions for 21 yards (10.5 avg.) and caught the first touchdown of his NFL career on a 16-yard pass in the fourth quarter in Week 10 at Cleveland (11/15)

## 2019 (Cleveland 9/6):

- Played in nine games (six starts) and notched two receptions for 27 yards (13.5 avg.)

## 2018 (Oakland 0/0; Cleveland 0/0):

- Spent the offseason with the Oakland Raiders before signing to the Browns practice squad

- Elevated to the Browns active roster prior to Week 8, but never saw game action
- Placed on the Reserve/Injured list on Dec. 8, 2018

## 2017 (Oakland 2/1):

- Spent Weeks 1-15 on the Raiders practice squad
- Saw game action in Weeks 16 and 17

## COLLEGE:

- Played four seasons (2012-14; 2016) at the University of Oregon in Eugene, Ore. after redshirting his senior season (2015)
- Appeared in 40 games over his college career and totaled 70 receptions for 1,011 receiving yards (14.4 avg.) and 13 touchdowns
- Finished third on the team in receiving as a redshirt senior in 2016 after recording 33 catches for 426 yards (12.9 avg.) and five touchdowns
- Redshirted in 2015 to rehab from a leg injury and won the Bob Office Award for the Oregon player who excels in spite of physical adversity
- Named first team Pac-12 All-Conference as a junior after notching 25 receptions for 420 yards (16.8 avg.) and six touchdowns
- Played in 12 games and caught two passes as a true freshman in 2012

## PERSONAL:

- Attended Brush High School in Lyndhurst, Ohio
- Named second-team all-Ohioan in 2011
- Also was a standout basketball player in which he was first-team All-Conference and MVP as a junior



# TEXANS BIOS

## PHAROAH BROWN'S NFL REGULAR SEASON RUSHING/RECEIVING STATISTICS

DATE	TEAM	GP	GS	RECEIVING					RUSHING				
				NO.	YDS.	AVG.	LG	TD	NO.	YDS.	AVG.	LG	TD
2017	Raiders	2	1	0	0	0.0	0	0	0	0	0.0	0	0
2018	Raiders	0	0	0	0	0.0	0	0	0	0	0.0	0	0
2018	Browns	0	0	0	0	0.0	0	0	0	0	0.0	0	0
2018	TOTAL	0	0	0	0	0.0	0	0	0	0	0.0	0	0
2019	Browns	9	6	2	27	13.5	18	0	0	0	0.0	0	0
2020	Browns	0	0	0	0	0.0	0	0	0	0	0.0	0	0
2020	Texans	7	5	5	53	10.6	22	1	0	0	0.0	0	0
2020	TOTAL	7	5	5	53	10.6	22	1	0	0	0.0	0	0
NFL TOTALS		18	12	7	80	11.4	22	1	0	0	0.0	0	0

## SINGLE-GAME HIGHS: RUSHING/RECEIVING

<b>Receptions</b>	2 at Cleveland Browns, Nov 15, 2020 ...1 more at 2.	<b>All-purpose yards</b>	28 at Tennessee Titans, Oct 18, 2020
<b>Receiving Yards</b>	28 at Tennessee Titans, Oct 18, 2020	<b>Special Teams Tackles</b>	1 at Jacksonville Jaguars, Nov 08, 2020 ...2 more at 1.
<b>Longest Receptions</b>	22 at Tennessee Titans, Oct 18, 2020	<b>Miscellaneous Tackles</b>	1 at Baltimore Ravens, Sep 29, 2019
<b>Receiving TDs</b>	1 at Cleveland Browns, Nov 15, 2020	<b>Most TDs</b>	1 at Cleveland Browns, Nov 15, 2020

## 2020 GAME-BY-GAME REGULAR SEASON STATISTICS (BROWNS/TEXANS)

W	DATE	OPPONENT	P/S	RECEIVING					RUSHING					W/L	SCORE
				NO.	YDS.	AVG.	LG	TD	NO.	YDS.	AVG.	LG	TD		
01	09/13	at Ravens		NOT ON ROSTER										L	6-38
				Went from <b>Browns</b> to <b>Texans</b> .											
02	09/20	Ravens		INACTIVE										L	16-33
03	09/27	at Steelers	P	0	0	0.0	0	0	0	0.0	0	0	0	L	21-28
04	10/04	Vikings	S	0	0	0.0	0	0	0	0.0	0	0	0	L	23-31
05	10/11	Jaguars	P	1	4	4.0	4	0	0	0.0	0	0	0	W	30-14
06	10/18	at Titans	S	2	28	14.0	22	0	0	0.0	0	0	0	L	36-42+
07	10/25	Packers	S	0	0	0.0	0	0	0	0.0	0	0	0	L	20-35
09	11/08	at Jaguars	S	0	0	0.0	0	0	0	0.0	0	0	0	W	27-25
10	11/15	at Browns	S	2	21	10.5	16t	1	0	0.0	0	0	0	L	7-10
2020 TOTALS		7-5		5	53	10.6	22	1	0	0	0.0	0	0	2-7	

+ - Overtime



# DEANDRE CARTER

WIDE RECEIVER

5-8 | 190 | SACRAMENTO STATE

HOMETOWN: SAN JOSE, CALIF. | AGE: 27

3RD NFL SEASON | 3RD WITH TEXANS | ACQUIRED: W-'18 (PHI)

2020 GP/GS: 9/0 | CAREER GP/GS (POST): 39/7 (3/1)

TEAMS: SF '17; HOU '18-20; PHI '18



14

**TRANSACTIONS:** Signed by the Baltimore Ravens as a college free agent on May 8, 2015...Waived by the Ravens on Aug. 31, 2015...Signed to the Oakland Raiders practice squad on Sept. 16, 2015...Released from the Raiders practice squad on Dec. 1, 2015...Signed to the New England Patriots practice squad on Dec. 15, 2015...Released from the Patriots practice squad on Jan. 12, 2016...Signed to the Patriots practice squad on Jan. 13, 2016...Signed by the Patriots on Jan. 25, 2016...Waived by the Patriots on Sept. 3, 2016...Signed by the San Francisco 49ers on Feb. 24, 2017...Waived by the 49ers on Sept. 2, 2017...Signed to the 49ers practice squad on Sept. 3, 2017...Signed by the 49ers on Jan. 2, 2018...Waived by the 49ers on May 15, 2018...Signed by the Philadelphia Eagles on July 28, 2018...Waived by the Eagles on Sept. 18, 2018...Signed to the Eagles practice squad on Sept. 20, 2018...Signed to the Eagles active roster on Sept. 29, 2018...Waived by the Eagles on Nov. 6, 2018...Claimed off waivers by the Houston Texans on Nov. 7, 2018...Re-signed by the Texans on March 11, 2019...Signed a contract extension with the Texans on March 11, 2020.

## 2020 (Houston 9/0):

- Caught one pass for eight yards and returned three kickoffs for 66 yards (22.0 avg.) in Week 1 at Kansas City

## 2019 (Houston 16/3, 2/1):

- Played in all 16 games (three starts) for the first time in his career, serving as a wide receiver and the primary punt and kick returner
- Finished with 14 kickoff returns for 308 yards (22.0 avg.) and 22 punt returns for 214 yards (9.7 avg.). Added 11 receptions for 162 yards for a single-season career-high 14.7 yards per catch
- His 9.7 yards per punt return average was the third-best mark in the NFL among qualified returners
- Fielded a season-high four punts for 22 yards (5.5 avg.) and one kickoff return for 22 yards vs. Atlanta (10/6)
- Posted a season-high 63 yards on three kickoff returns (21.0 avg.) at Indianapolis (10/20) and added one punt return for three yards
- Notched his first reception of the season on a 46-yard catch, the second-longest catch of his NFL career vs. Oakland (10/27) and added one kickoff return for 22 yards and four punt returns for 32 yards (8.0 avg.)
- Finished with 44 receiving yards on two receptions (22.0 avg.) at Tampa Bay (12/21), including a game-long 39-yard reception in the fourth quarter
- Led the team with six receptions and 65 receiving yards (10.8 avg.), including a 21-yard reception vs. Tennessee

(12/29). His six receptions tied a single-game career high and his 65 receiving yards established a new single-game career high

- Returned one punt for 11 yards, one kickoff for 13 yards and pulled in one reception for five yards in the win over Buffalo in the Wild Card Round (1/4/20)
- Caught one pass for 17 yards, returned one punt for 11 yards and returned two kickoffs for 47 yards (23.5 avg.) in the Divisional Round at Kansas City (1/12/20)

## 2018 (Philadelphia 7/1; Houston 7/3, 1/0):

- Recorded 20 receptions for 195 yards (9.8 avg.), returned 16 punts for 146 yards (9.1 avg.) and returned nine kicks for 221 yards (24.6 avg.) in seven regular season games with Houston after being claimed off waivers by the Texans prior to Week 10
- Made his NFL debut and recorded his first career reception for 10 yards vs. Atlanta (9/6)
- Returned one punt for 16 yards and one kickoff for 18 yards in his Texans debut at Washington (11/18)
- Caught two passes for 55 yards (27.5 avg.), including a 50-yard reception, and rushed once for seven yards at the N.Y. Jets (12/15). Returned three punts for 17 yards (5.7 avg.) and one kickoff for 28 yards (28.0 avg.)
- Logged six receptions for 61 yards (10.2 avg.), and returned five kickoffs for 122 yards (24.4 avg.) and one punt for eight yards at Philadelphia (12/23)
- Caught four passes for 33 receiving yards (8.3 avg.) and returned six punts for 56 yards (9.3 avg.), including a 30-yard long, and had three fair catches vs. Jacksonville (12/30)
- Returned one kickoff for 26 yards in the Wild Card Round vs. Indianapolis (1/5/19)

## 2017 (San Francisco 0/0):

- Participated in the offseason and preseason with the 49ers
- Spent the entirety of the 2017 season on the 49ers practice squad

## 2016 (New England 0/0):

- Spent the offseason and preseason with the Patriots

## 2015 (Oakland 0/0; New England 0/0, 0/0):

- Spent the offseason and preseason with the Ravens
- Signed to the Raiders practice squad prior to Week 2
- Spent Weeks 2-12 on the Raiders practice squad

## TEXANS BIOS

- Signed to the Patriots practice squad and spent the final four weeks of the regular season and both postseason contests on the practice squad

### COLLEGE:

- Played four seasons (2011-14) at California State University, Sacramento
- Caught 207 passes for 2,760 yards (13.3 avg.) and 35 touchdowns in 41 career games for the Hornets
- Returned 18 career kickoffs for 426 yards (23.7 avg.) and 10 punts for 125 yards (12.5 avg.) and one touchdown
- Earned All-America honors from the Associated Press and the FCS Athletic Directors Association as a senior in 2014
- Named the only unanimous first-team all-Big Sky selection in 2014
- Served as team captain as a senior
- Led the FCS with 99 receptions for 1,321 yards (13.3 avg.) and 17 touchdowns in 2014
- Earned FCS and Big Sky Player of the Week honors after recording a program-record 16 receptions for 273 yards and four touchdowns vs. Southern Utah (11/8)
- Scored multiple touchdowns in six games as a senior
- Tallied 64 receptions for 934 yards (14.6 avg.) and 14 touchdowns as a junior in 2013

- Earned first-team all-Big Sky honors as a junior
- Set the program record for touchdown receptions in a single game with five vs. Southern Oregon (9/14)
- Recorded 32 receptions for 344 yards (10.8 avg.) and four touchdowns in 10 games as a sophomore
- Led the team with an average of 28.6 yards per kickoff in 2012
- Played in eight games as a true freshman and caught 12 passes for 161 yards (13.4 avg.) in 2011
- Returned eight kickoffs for an average of 21.25 yards per return

### PERSONAL:

- Attended Washington High School in Fremont, Calif.
- Named third-team all-state, first-team all-East Bay and the Mission Valley Athletic League Offensive Player of the Year as a senior in 2010
- Caught 69 passes for 1,093 yards and 15 touchdowns as a senior
- Recorded 380 rushing yards and eight touchdowns in 2010
- Name first-team all-league at wide receiver and defensive back and was a second-team selection as a kick returner
- Majored in communications studies at Sacramento State

### DEANDRE CARTER'S NFL REGULAR SEASON RUSHING/RECEIVING STATISTICS

DATE	TEAM	GP	GS	RECEIVING					RUSHING				
				NO.	YDS.	AVG.	LG	TD	NO.	YDS.	AVG.	LG	TD
2017	49ers	0	0	0	0	0.0	0	0	0	0	0.0	0	0
2018	Eagles	7	1	2	21	10.5	11	0	0	0	0.0	0	0
2018	Texans	7	3	20	195	9.8	50	0	1	7	7.0	7	0
2018	TOTAL	14	4	22	216	9.8	50	0	1	7	7.0	7	0
2019	Texans	16	3	11	162	14.7	46	0	0	0	0.0	0	0
2020	Texans	9	0	1	8	8.0	8	0	0	0	0.0	0	0
NFL TOTALS		39	7	34	386	11.4	50	0	1	7	7.0	7	0

### DEANDRE CARTER'S NFL POSTSEASON RUSHING/RECEIVING STATISTICS

DATE	TEAM	GP	GS	RECEIVING					RUSHING				
				NO.	YDS.	AVG.	LG	TD	NO.	YDS.	AVG.	LG	TD
2018	Texans	1	0	0	0	0.0	0	0	0	0	0.0	0	0
2019	Texans	2	1	2	22	11.0	17	0	0	0	0.0	0	0
NFL TOTALS		3	1	2	22	11.0	17	0	0	0	0.0	0	0

### DEANDRE CARTER'S NFL REGULAR SEASON RETURN STATISTICS

DATE	TEAM	RET.	KICKOFF RETURNS					PUNT RETURNS				
			YDS.	AVG.	LG	TD	NO.	FC	YDS.	AVG.	LG	TD
2017	49ers	0	0	0.0	0	0	0	0	0	0.0	0	0
2018	Eagles	10	204	20.4	30	0	10	0	103	10.3	42	0
2018	Texans	9	221	24.6	30	0	16	8	146	9.1	30	0
2018	TOTAL	19	425	22.4	30	0	26	8	249	9.6	42	0
2019	Texans	14	308	22.0	31	0	22	18	214	9.7	23	0
2020	Texans	12	250	20.8	29	0	11	4	96	8.7	19	0
NFL TOTALS		45	983	21.8	31	0	59	30	559	9.5	42	0

# TEXANS BIOS

## DEANDRE CARTER'S NFL POSTSEASON RETURN STATISTICS

DATE	TEAM	RET.	KICKOFF RETURNS				PUNT RETURNS					
			YDS.	AVG.	LG	TD	NO.	FC	YDS.	AVG.	LG	TD
2018	Texans	1	26	26.0	26	0	0	2	0	0.0	0	0
2019	Texans	3	60	20.0	26	0	2	2	22	11.0	11	0
NFL TOTALS		4	86	21.5	26	0	2	4	22	11.0	11	0

### SINGLE-GAME HIGHS: RUSHING/RECEIVING

<b>Rush Attempts</b>	1 at New York Jets, Dec 15, 2018	<b>Kickoff Returns</b>	5 at Philadelphia Eagles, Dec 23, 2018
<b>Rushing Yards</b>	7 at New York Jets, Dec 15, 2018	<b>Kickoff Return Yards</b>	122 at Philadelphia Eagles, Dec 23, 2018
<b>Longest Runs</b>	7 at New York Jets, Dec 15, 2018	<b>Longest Kickoff Return</b>	31 at Tennessee Titans, Dec 15, 2019
<b>Receptions</b>	6 vs. Tennessee Titans, Dec 29, 2019 ...2 more at 6.	<b>Fair Catches</b>	3 vs. Jacksonville Jaguars, Dec 30, 2018
<b>Receiving Yards</b>	65 vs. Tennessee Titans, Dec 29, 2019	<b>Punt Return Yards</b>	56 vs. Jacksonville Jaguars, Dec 30, 2018
<b>Longest Receptions</b>	50 at New York Jets, Dec 15, 2018	<b>Longest Punt Return</b>	42 at Tennessee Titans, Sep 30, 2018
<b>All-purpose yards</b>	191 at Philadelphia Eagles, Dec 23, 2018	<b>Punt Returns</b>	6 vs. Jacksonville Jaguars, Dec 30, 2018

### SINGLE-GAME HIGHS - POSTSEASON: RUSHING/RECEIVING

<b>Receptions</b>	1 at Kansas City Chiefs, Jan 12, 2020 ...1 more at 1.	<b>Longest Kickoff Return</b>	26 at Kansas City Chiefs, Jan 12, 2020 ...1 more at 26.
<b>Receiving Yards</b>	17 at Kansas City Chiefs, Jan 12, 2020	<b>Fair Catches</b>	2 vs. Indianapolis Colts, Jan 05, 2019
<b>Longest Receptions</b>	17 at Kansas City Chiefs, Jan 12, 2020	<b>Punt Return Yards</b>	11 at Kansas City Chiefs, Jan 12, 2020 ...1 more at 11.
<b>All-purpose yards</b>	75 at Kansas City Chiefs, Jan 12, 2020	<b>Longest Punt Return</b>	11 at Kansas City Chiefs, Jan 12, 2020 ...1 more at 11.
<b>Kickoff Returns</b>	2 at Kansas City Chiefs, Jan 12, 2020	<b>Punt Returns</b>	1 at Kansas City Chiefs, Jan 12, 2020 ...1 more at 1.
<b>Kickoff Return Yards</b>	47 at Kansas City Chiefs, Jan 12, 2020		

### 2019 GAME-BY-GAME REGULAR SEASON STATISTICS (TEXANS)

W	DATE	OPPONENT	P/S	RECEIVING					RUSHING					W/L	SCORE
				NO.	YDS.	AVG.	LG	TD	NO.	YDS.	AVG.	LG	TD		
01	09/09	at Saints	S	1	-1	-1.0	-1	0	0	0	0.0	0	0	L	28-30
02	09/15	Jaguars	P	0	0	0.0	0	0	0	0	0.0	0	0	W	13-12
03	09/22	at Chargers	P	0	0	0.0	0	0	0	0	0.0	0	0	W	27-20
04	09/29	Panthers	P	0	0	0.0	0	0	0	0	0.0	0	0	L	10-16
05	10/06	Falcons	P	0	0	0.0	0	0	0	0	0.0	0	0	W	53-32
06	10/13	at Chiefs	P	0	0	0.0	0	0	0	0	0.0	0	0	W	31-24
07	10/20	at Colts	P	0	0	0.0	0	0	0	0	0.0	0	0	L	23-30
08	10/27	Raiders	P	1	46	46.0	46	0	0	0	0.0	0	0	W	27-24
09	11/03	at Jaguars	S	1	8	8.0	8	0	0	0	0.0	0	0	W	26-3
11	11/17	at Ravens	P	0	0	0.0	0	0	0	0	0.0	0	0	L	7-41
12	11/21	Colts	P	0	0	0.0	0	0	0	0	0.0	0	0	W	20-17
13	12/01	Patriots	P	0	0	0.0	0	0	0	0	0.0	0	0	W	28-22
14	12/08	Broncos	P	0	0	0.0	0	0	0	0	0.0	0	0	L	24-38
15	12/15	at Titans	P	0	0	0.0	0	0	0	0	0.0	0	0	W	24-21
16	12/21	at Buccaneers	P	2	44	22.0	39	0	0	0	0.0	0	0	W	23-20
17	12/29	Titans	S	6	65	10.8	21	0	0	0	0.0	0	0	L	14-35
2019 TOTALS			16-3	11	162	14.7	46	0	0	0	0.0	0	0	10-6	



# TEXANS BIOS

## 2020 GAME-BY-GAME REGULAR SEASON STATISTICS (TEXANS)

W	DATE	OPPONENT	P/S	RECEIVING					RUSHING					W/L	SCORE
				NO.	YDS.	AVG.	LG	TD	NO.	YDS.	AVG.	LG	TD		
01	09/10	at Chiefs	P	1	8	8.0	8	0	0	0	0.0	0	0	L	20-34
02	09/20	Ravens	P	0	0	0.0	0	0	0	0	0.0	0	0	L	16-33
03	09/27	at Steelers	P	0	0	0.0	0	0	0	0	0.0	0	0	L	21-28
04	10/04	Vikings	P	0	0	0.0	0	0	0	0	0.0	0	0	L	23-31
05	10/11	Jaguars	P	0	0	0.0	0	0	0	0	0.0	0	0	W	30-14
06	10/18	at Titans	P	0	0	0.0	0	0	0	0	0.0	0	0	L	36-42+
07	10/25	Packers	P	0	0	0.0	0	0	0	0	0.0	0	0	L	20-35
09	11/08	at Jaguars	P	0	0	0.0	0	0	0	0	0.0	0	0	W	27-25
10	11/15	at Browns	P	0	0	0.0	0	0	0	0	0.0	0	0	L	7-10
2020 TOTALS			9-0	1	8	8.0	8	0	0	0	0.0	0	0	2-7	

+ - Overtime

## 2019 GAME-BY-GAME POSTSEASON STATISTICS (TEXANS)

W	DATE	OPPONENT	P/S	RECEIVING					RUSHING					W/L	SCORE
				NO.	YDS.	AVG.	LG	TD	NO.	YDS.	AVG.	LG	TD		
01	01/04	Bills	S	1	5	5.0	5	0	0	0	0.0	0	0	W	22-19+
02	01/12	at Chiefs	P	1	17	17.0	17	0	0	0	0.0	0	0	L	31-51
2019 TOTALS			2-1	2	22	11.0	17	0	0	0	0.0	0	0	1-1	

+ - Overtime

## 2019 GAME-BY-GAME REGULAR SEASON STATISTICS (TEXANS)

W	DATE	OPPONENT	P/S	KICKOFF RETURNS					PUNT RETURNS					W/L	SCORE
				RET	YDS	AVG	LG	TD	NO	FC	YDS	AVG	LG	TD	
01	09/09	at Saints	S	1	12	12.0	12	0	0	1	0	0.0	0	0	L
02	09/15	Jaguars	P	0	0	0.0	0	0	1	1	5	5.0	5	0	W
03	09/22	at Chargers	P	0	0	0.0	0	0	2	2	34	17.0	23	0	W
04	09/29	Panthers	P	0	0	0.0	0	0	1	2	18	18.0	18	0	L
05	10/06	Falcons	P	1	22	22.0	22	0	4	0	22	5.5	11	0	W
06	10/13	at Chiefs	P	1	20	20.0	20	0	1	0	10	10.0	10	0	W
07	10/20	at Colts	P	3	63	21.0	28	0	1	2	3	3.0	3	0	L
08	10/27	Raiders	P	1	22	22.0	22	0	4	1	32	8.0	14	0	W
09	11/03	at Jaguars	S	1	19	19.0	19	0	0	2	0	0.0	0	0	W
11	11/17	at Ravens	P	3	70	23.3	28	0	0	0	0	0.0	0	0	L
12	11/21	Colts	P	0	0	0.0	0	0	2	2	23	11.5	13	0	W
13	12/01	Patriots	P	0	0	0.0	0	0	2	1	24	12.0	14	0	W
14	12/08	Broncos	P	1	26	26.0	26	0	1	1	8	8.0	8	0	L
15	12/15	at Titans	P	2	54	27.0	31	0	0	1	0	0.0	0	0	W
16	12/21	at Buccaneers	P	0	0	0.0	0	0	1	0	10	10.0	10	0	W
17	12/29	Titans	S	0	0	0.0	0	0	2	2	25	12.5	13	0	L
2019 TOTALS			16-3	14	308	22.0	31	0	22	18	214	9.7	23	0	10-6

## 2019 GAME-BY-GAME POSTSEASON STATISTICS (TEXANS)

W	DATE	OPPONENT	P/S	KICKOFF RETURNS					PUNT RETURNS					W/L	SCORE
				RET	YDS	AVG	LG	TD	NO	FC	YDS	AVG	LG	TD	
01	01/04	Bills	S	1	13	13.0	13	0	1	1	11	11.0	11	0	W
02	01/12	at Chiefs	P	2	47	23.5	26	0	1	1	11	11.0	11	0	L
2019 TOTALS			2-1	3	60	20.0	26	0	2	2	22	11.0	11	0	1-1

+ - Overtime





# RANDALL COBB

WIDE RECEIVER

5-10 | 195 | KENTUCKY

HOMETOWN: MARYVILLE, TENN. | AGE: 30

10TH NFL SEASON | 1ST WITH TEXANS | ACQUIRED: UFA-'20 (DAL)

2020 GP/GS: 9/2 | CAREER GP/GS (POST): 129/81 (11/10)

TEAMS: GB '11-'18; DAL '19; HOU '20



18

**TRANSACTIONS:** Selected by the Green Bay Packers in the second round (64th overall) of the 2011 NFL Draft...Signed a contract extension with the Packers on March 9, 2015...Signed by the Dallas Cowboys as an unrestricted free agent on March 21, 2019...Signed with the Houston Texans as an unrestricted free agent on March 21, 2020.

## CAREER:

- Has played in 129 games (81 starts) since entering the league in 2011, amassing 6,786 receiving yards, 363 rushing yards, 1,926 kickoff return yards and 866 punt return yards
- Became the ninth player in NFL history with at least 45 receiving touchdowns, one kickoff return touchdown and one punt return touchdown
- Is the only player in the NFL since 2011 to record over 6,000 receiving yards and 1,900-or-more kickoff return yards
- Joins Wes Welker, Steve Smith and Derrick Mason as the fourth player in NFL history to amass 6,000-plus receiving yards, 1,900-plus kickoff return yards and 800-plus punt return yards
- Owns 49 career all-purpose touchdowns (46 receiving, two punt return, one kickoff return)
- Logged 954 receiving yards and 964 kickoff return yards in 2012, becoming the first player in NFL history to post 900-plus yards in each category in the same season
- His 2,342 combined net yards in 2012 led the NFL and established a new single-season Packers record

## 2020 (Houston 9/2):

- Caught two passes for 23 yards (11.5 avg.) in his Texans debut in Week 1 at Kansas City (9/10)
- Recorded five receptions for 59 yards (11.8 avg.) in Week 2 vs. Baltimore (9/20)
- Totaled four receptions for 95 yards (23.8 avg.) and his first receiving touchdown as a Texan in Week 3 at Pittsburgh (9/27). He became the ninth player in NFL history with at least 45 receiving touchdowns, one kickoff return touchdown and one punt return touchdown
- Finished with six receptions for 47 yards (7.8 avg.) in Week 5 vs. Jacksonville (10/11), passing Darren Sproles (9,740) for the sixth-most all-purpose yards since 2011
- Logged three receptions for 17 yards (5.7 avg.) and one touchdown, which was his second as a Texan in Week 6 at Tennessee (10/18)
- Finished with a season-high eight receptions for 95 yards

(11.9 avg.) in Week 7 against Green Bay (10/25), posting the most receptions in game since tallying nine in Week 1 of 2018 vs. Chicago as a member of the Packers

## 2019 (Dallas 15/6):

- Played in 15 games (16 starts) in his lone season with Dallas and recorded 55 receptions for 828 yards and three touchdowns. Added 34 punt return yards, 11 kickoff return yards and 11 rushing yards on the season
- Averaged a single-season career-high 15.1 yards per reception, which ranked tied for 11th in the NFL among players with at least 50 receptions
- Notched his first 100-yard receiving performance with the Cowboys and first since Week 1 of 2018 with 106 yards and one touchdown on six receptions (17.7 avg.) vs. Minnesota (11/10)
- Logged his second-consecutive 100-yard performance with a season-high 115 receiving yards and one touchdown on four receptions (28.8 avg.) at Detroit (11/17)

## 2018 (Green Bay 9/6):

- Played in nine games (six starts) and logged 383 yards and two touchdowns on 38 receptions (10.1 avg.), while adding 46 yards on seven punt returns (6.6 avg.)
- Established a single-game career high with 142 receiving yards on nine catches (15.8 avg.), including a game-winning 75-yard grab in the season opener against Chicago (9/9)
- Finished second on the team with 43 yards and one touchdown on five catches (8.6 avg.) vs. Atlanta (12/9)

## 2017 (Green Bay 15/14):

- Played in 15 games (14 starts) and finished second on the team with 66 receptions for 653 yards (9.9 avg.) and four touchdowns. Added nine carries for 17 yards and completed his lone passing attempt for 10 yards
- Led the team with a season-high 85 yards on nine receptions (9.4 avg.) in the season opener vs. Seattle (9/10)
- Logged 58 yards on five catches (11.6 avg.) vs. Detroit (11/6), including a season-long 46-yard reception to make him the only Packer to notch at least one reception of 45-or-more yards in each season since 2013
- Led the Packers receiving corps with seven receptions for 84 yards (12.0 avg.) and a touchdown at Carolina (12/17)

## 2016 (Green Bay 13/10, 3/3):

- ✦ Saw action in 13 games (10 starts) and had 60 catches for 610 yards (10.2) and four touchdowns. Added 33 yards on 10 carries and had four punt returns for 54 yards (13.5 avg.)
- ✦ Pulled in 22 receptions for 280 yards (22.7 avg.) on third down, which tied for seventh in the NFL
- ✦ Started in all three postseason contests and led the team with 18 receptions for 260 yards (14.4 avg.) and three touchdowns
- ✦ Posted nine receptions for a season-high 108 yards (12.0 avg.) vs. the N.Y. Giants (10/9)
- ✦ Tied his single-game career high with 11 receptions for 95 yards (8.6 avg.) and a touchdown vs. Chicago (10/20). Added 21 yards on five carries (4.2 avg.)
- ✦ Became the sixth player in the NFL since 2000 and the second player in Packers postseason history to record three receiving touchdowns in a playoff game after logging five receptions for 116 yards (23.2 avg.) in the Wild Card Round vs. the N.Y. Giants (1/8/17)

## 2015 (Green Bay 16/15, 2/2):

- ✦ Played in all 16 games (15 starts) and finished second on the team with 829 yards and six touchdowns on 79 catches (10.5 avg.), while rushing for 50 yards on 13 carries (3.8 avg.)
- ✦ Started in both postseason contests and posted three catches for 38 yards (12.7 avg.) and a touchdown
- ✦ Registered season highs in receptions (eight) and receiving yards (116) vs. Seattle (9/20)
- ✦ Finished with seven receptions for 91 yards (13.0 avg.) a single-game career-high three touchdowns vs. Kansas City (9/28)
- ✦ Tied his season-high with a team-best eight catches for 81 yards (10.1 avg.) against Dallas (12/13)
- ✦ Logged three receptions for 38 yards (12.7 avg.) and a touchdown in the Wild Card Round at Washington (1/10/16)

## 2014 (Green Bay 16/16, 2/2):

- ✦ Started all 16 games and posted career highs in receptions (91), receiving yards (1,287) and touchdowns (12), earning his first career Pro Bowl nod as an injury replacement for Dez Bryant. Logged five 100-yard performances on the season, which tied for the ninth most in the NFL
- ✦ Teamed with Jordy Nelson to become the first wide receiver duo in NFL history to both register 90-plus catches, 1,200-plus yards and 12-plus touchdowns in the same season
- ✦ Started in both postseason contests and led the team with 15 receptions for 178 yards (11.9 avg.) and one touchdown
- ✦ Led the team with 10 receptions for 129 yards (12.9 avg.) vs. Philadelphia (11/16)
- ✦ Posted a career-high 11 catches for a season-high 131 yards (11.9 avg.) at Tampa Bay (12/21)
- ✦ Notched postseason career highs with eight catches for 116 yards (14.5 avg.) against Dallas in the Divisional Round (1/11/15)

## 2013 (Green Bay 6/4, 1/1):

- ✦ Played in six games (four starts) and finished the season

with 433 yards and four touchdowns on 31 receptions (14.0 avg.)

- ✦ Started the season with the first of his two 100-yard performances, logging seven receptions for 108 yards (15.4 avg.) and a touchdown
- ✦ Finished second on the team with a season-high nine receptions for 128 yards (14.2 avg.) and a touchdown
- ✦ Started in the Wild Card Round vs. San Francisco (1/5/14) and pulled in two catches for 51 yards (25.5 avg.)

## 2012 (Green Bay 15/8, 2/2):

- ✦ Played in 15 games (eight starts) and led the league with a franchise single-season record 2,342 all-purpose yards, topping the previous team mark of 2,250 yards by RB Ahman Green in 2003
- ✦ Became the first NFL player to post 900-or-more receiving yards and 900-or-more kickoff return yards in the same year
- ✦ Led the team in receptions (80) and receiving yards (954) and finished second on the team with eight touchdown receptions. Added 964 yards on 38 kickoff returns (25.4 avg.) along with 292 yards and a touchdown on 31 punt returns (9.4 avg.)
- ✦ Logged a season-high nine catches for 77 yards (8.6 avg.) and returned a punt 75 yards for a touchdown vs. San Francisco (9/9). Became the first NFL player to score on a return (punt or kickoff) in Week 1 in each of his first two seasons in the league
- ✦ Notched his first career 100-yard receiving game at Houston (10/14), hauling in seven passes for 102 yards (14.6 avg.)
- ✦ Caught eight passes for 89 yards (11.1 avg.) and two scores at St. Louis (10/21), marking his first career multi-touchdown performance

## 2011 (Green Bay 15/0, 1/0):

- ✦ Played in 15 contests, finishing with 25 receptions for 375 yards (15.0 avg.) and a touchdown.
- ✦ Ranked second in the league in kickoff return average (27.7 avg.), posting 941 yards and a touchdown on 34 kickoff returns. Added 295 yards and a touchdown on 26 punt returns (11.3 avg.)
- ✦ Became the first player in franchise history and the first NFL rookie since the 1970 merger to record a 100-yard kickoff return and an 80-yard punt return in the same season
- ✦ Returned a kickoff 108 yards for a touchdown in his first career game, the season opener vs. New Orleans (9/8). Also pulled in two catches for 35 yards (17.5 avg.) and a touchdown. His 108-yard kickoff return matched the longest return in NFL history at the time, and is still tied for second in the history of the league
- ✦ Posted two receptions for a season-high 75 yards (37.5 avg.) vs. Denver (10/2), including a season-long 61-yard reception

## COLLEGE:

- ✦ Played three seasons (2008-10) and saw action in 36 games (33 starts) at the University of Kentucky in Lexington, Ky.
- ✦ Finished his college career with 144 passes for 1,661 yards and 13 touchdowns, while rushing for 1,313 yards and 22 touchdowns on 228 carries



## TEXANS BIOS

- ✦ Ranks second in school history in total touchdowns with 37 and tied for sixth in scoring with 226 career points
- ✦ As a junior in 2010, finished as the only player in the FBS to rank first or second on his team in receiving, rushing and passing, earning him first-team All-America honors as an all-purpose player and a consensus first-team All-SEC selection
- ✦ Established a new SEC single-season record for all-purpose yards with 2,396, topping the previous mark of 2,310 set by Darren McFadden in 2007
- ✦ Earned his degree in community communications and leadership development

### PERSONAL:

- ✦ Attended Alcoa (Tenn.) High School, where he was part of four consecutive state championship-winning teams, serving as the starting quarterback as a junior and senior
- ✦ In his senior season, completed 89-of-139 passes (64.0 percent) for 1,765 yards, 22 touchdowns and only two interceptions, while also rushing for 793 yards and 13 touchdowns on 88 carries
- ✦ Lettered in track all four years and was an all-district selection in basketball as a junior

### RANDALL COBB'S NFL REGULAR SEASON RUSHING/RECEIVING STATISTICS

DATE	TEAM	GP	GS	RECEIVING					RUSHING				
				NO.	YDS.	AVG.	LG	TD	NO.	YDS.	AVG.	LG	TD
2011	Packers	15	0	25	375	15.0	61	1	2	5	2.5	4	0
2012	Packers	15	8	80	954	11.9	39t	8	10	132	13.2	28	0
2013	Packers	6	4	31	433	14.0	48t	4	4	78	19.5	67	0
2014	Packers	16	16	91	1,287	14.1	70t	12	11	37	3.4	12	0
2015	Packers	16	15	79	829	10.5	53t	6	13	50	3.8	12	0
2016	Packers	13	10	60	610	10.2	47	4	10	33	3.3	14	0
2017	Packers	15	14	66	653	9.9	46	4	9	17	1.9	10	0
2018	Packers	9	6	38	383	10.1	75t	2	0	0	0.0	0	0
2019	Cowboys	15	6	55	828	15.1	59	3	3	11	3.7	7	0
2020	Texans	9	2	36	434	12.1	34	2	0	0	0.0	0	0
NFL TOTALS		129	81	561	6,786	12.1	75t	46	62	363	5.9	67	0

### RANDALL COBB'S NFL POSTSEASON RUSHING/RECEIVING STATISTICS

DATE	TEAM	GP	GS	RECEIVING					RUSHING				
				NO.	YDS.	AVG.	LG	TD	NO.	YDS.	AVG.	LG	TD
2011	Packers	1	0	3	38	12.7	21	0	0	0	0.0	0	0
2012	Packers	2	2	6	31	5.2	8	0	4	29	7.3	19	0
2013	Packers	1	1	2	51	25.5	26	0	1	1	1.0	1	0
2014	Packers	2	2	15	178	11.9	31	1	2	5	2.5	3	0
2015	Packers	2	2	3	38	12.7	15	1	5	24	4.8	9	0
2016	Packers	3	3	18	260	14.4	42t	3	0	0	0.0	0	0
NFL TOTALS		11	10	47	596	12.7	42t	5	12	59	4.9	19	0

# TEXANS BIOS

## RANDALL COBB'S NFL REGULAR SEASON RETURN STATISTICS

DATE	TEAM	RET.	KICKOFF RETURNS				PUNT RETURNS					
			YDS.	AVG.	LG	TD	NO.	FC	YDS.	AVG.	LG	TD
2011	Packers	34	941	27.7	108t	1	26	18	295	11.3	80t	1
2012	Packers	38	964	25.4	46	0	31	21	292	9.4	75t	1
2013	Packers	1	10	10.0	10	0	3	5	23	7.7	16	0
2014	Packers	1	0	0.0	0	0	14	9	112	8.0	24	0
2015	Packers	0	0	0.0	0	0	4	4	10	2.5	10	0
2016	Packers	0	0	0.0	0	0	4	4	54	13.5	23	0
2017	Packers	0	0	0.0	0	0	0	0	0	0.0	0	0
2018	Packers	0	0	0.0	0	0	7	6	46	6.6	17	0
2019	Cowboys	2	11	5.5	11	0	4	9	34	8.5	14	0
2020	Texans	0	0	0.0	0	0	0	0	0	0.0	0	0
NFL TOTALS		76	1,926	25.3	108t	1	93	76	866	9.3	80t	2

## RANDALL COBB'S NFL POSTSEASON RETURN STATISTICS

DATE	TEAM	RET.	KICKOFF RETURNS				PUNT RETURNS					
			YDS.	AVG.	LG	TD	NO.	FC	YDS.	AVG.	LG	TD
2011	Packers	2	51	25.5	27	0	1	0	16	16.0	16	0
2012	Packers	4	71	17.8	27	0	5	0	17	3.4	6	0
2013	Packers	4	87	21.8	23	0	0	0	0	0.0	0	0
2014	Packers	2	28	14.0	23	0	0	0	0	0.0	0	0
2015	Packers	0	0	0.0	0	0	0	0	0	0.0	0	0
2016	Packers	0	0	0.0	0	0	0	2	0	0.0	0	0
NFL TOTALS		12	237	19.8	27	0	6	2	33	5.5	16	0

## SINGLE-GAME HIGHS: RUSHING/RECEIVING

<b>Rush Attempts</b>	5 vs. Chicago Bears, Oct 20, 2016	<b>Longest Kickoff Return</b>	108t vs. New Orleans Saints, Sep 08, 2011
<b>Rushing Yards</b>	72 vs. Detroit Lions, Oct 06, 2013	<b>Kickoff Return TDs</b>	1 vs. New Orleans Saints, Sep 08, 2011
<b>Longest Runs</b>	67 vs. Detroit Lions, Oct 06, 2013	<b>Fair Catches</b>	3 vs. Chicago Bears, Sep 09, 2018 ...3 more at 3.
<b>Receptions</b>	11 vs. Chicago Bears, Oct 20, 2016 ...1 more at 11.	<b>Punt Return Yards</b>	80 vs. San Francisco 49ers, Sep 09, 2012 ...1 more at 80.
<b>Receiving Yards</b>	142 vs. Chicago Bears, Sep 09, 2018	<b>Longest Punt Return</b>	80t vs. Minnesota Vikings, Nov 14, 2011
<b>Longest Receptions</b>	75t vs. Chicago Bears, Sep 09, 2018	<b>Punt Returns</b>	5 at Chicago Bears, Sep 25, 2011
<b>Receiving TDs</b>	3 vs. Kansas City Chiefs, Sep 28, 2015	<b>Punt Return TDs</b>	1 vs. San Francisco 49ers, Sep 09, 2012 ...1 more at 1.
<b>All-purpose yards</b>	230 vs. San Francisco 49ers, Sep 09, 2012	<b>Special Teams Tackles</b>	1 vs. Minnesota Vikings, Nov 14, 2011
<b>Kickoff Returns</b>	6 at New York Giants, Nov 25, 2012	<b>Miscellaneous Tackles</b>	2 at Cincinnati Bengals, Sep 22, 2013
<b>Kickoff Return Yards</b>	156 at New York Giants, Nov 25, 2012	<b>Most TDs</b>	3 vs. Kansas City Chiefs, Sep 28, 2015

## SINGLE-GAME HIGHS - POSTSEASON: RUSHING/RECEIVING

<b>Rush Attempts</b>	5 at Washington Redskins, Jan 10, 2016	<b>Kickoff Return Yards</b>	87 vs. San Francisco 49ers, Jan 05, 2014
<b>Rushing Yards</b>	24 at Washington Redskins, Jan 10, 2016	<b>Longest Kickoff Return</b>	27 at San Francisco 49ers, Jan 12, 2013 ...1 more at 27.
<b>Longest Runs</b>	19 at San Francisco 49ers, Jan 12, 2013	<b>Fair Catches</b>	1 at Atlanta Falcons, Jan 22, 2017 ...1 more at 1.
<b>Receptions</b>	8 vs. Dallas Cowboys, Jan 11, 2015	<b>Punt Return Yards</b>	17 vs. Minnesota Vikings, Jan 05, 2013
<b>Receiving Yards</b>	116 vs. New York Giants, Jan 08, 2017 ...1 more at 116.	<b>Longest Punt Return</b>	16 vs. New York Giants, Jan 15, 2012
<b>Longest Receptions</b>	42t vs. New York Giants, Jan 08, 2017	<b>Punt Returns</b>	4 vs. Minnesota Vikings, Jan 05, 2013
<b>Receiving TDs</b>	3 vs. New York Giants, Jan 08, 2017	<b>Miscellaneous Tackles</b>	1 at Seattle Seahawks, Jan 18, 2015
<b>All-purpose yards</b>	146 vs. Dallas Cowboys, Jan 11, 2015	<b>Most TDs</b>	3 vs. New York Giants, Jan 08, 2017
<b>Kickoff Returns</b>	4 vs. San Francisco 49ers, Jan 05, 2014 ...1 more at 4.		

# TEXANS BIOS

## 100-YARD RECEIVING GAMES (15): REGULAR SEASON

DATE	TEAM	NO.	YDS.	AVG.	LG	TD
10/14/12	at Texans	7	102	14.6	24	0
12/09/12	LIONS	7	102	14.6	38	0
12/16/12	at Bears	6	115	19.2	31	0
09/08/13	at 49ers	7	108	15.4	38	1
09/15/13	WASHINGTON	9	128	14.2	35t	1
09/28/14	at Bears	7	113	16.1	46	2
10/19/14	PANTHERS	6	121	20.2	47	1
10/26/14	at Saints	5	126	25.2	70t	1
11/16/14	EAGLES	10	129	12.9	22	0
12/21/14	at Buccaneers	11	131	11.9	30	0
09/20/15	SEAHAWKS	8	116	14.5	25	0
10/09/16	GIANTS	9	108	12.0	21	0
09/09/18	BEARS	9	142	15.8	75t	1
11/10/19	VIKINGS	6	106	17.7	24	1
11/17/19	at Lions	4	115	28.8	49	1

## 100-YARD RECEIVING GAMES (2): POSTSEASON

DATE	TEAM	NO.	YDS.	AVG.	LG	TD
01/11/15	COWBOYS	8	116	14.5	31	0
01/08/17	GIANTS	5	116	23.2	42t	3

## 2019 GAME-BY-GAME REGULAR SEASON STATISTICS (COWBOYS)

W	DATE	OPPONENT	P/S	RECEIVING					RUSHING					W/L	SCORE
				NO.	YDS.	AVG.	LG	TD	NO.	YDS.	AVG.	LG	TD		
01	09/08	Giants	P	4	69	17.3	25t	1	0	0	0.0	0	0	W	35-17
02	09/15	at Washington	P	5	24	4.8	9	0	2	11	5.5	7	0	W	31-21
03	09/22	Dolphins	P	2	23	11.5	20	0	0	0	0.0	0	0	W	31-6
04	09/29	at Saints	S	3	41	13.7	32	0	0	0	0.0	0	0	L	10-12
05	10/06	Packers	S	3	53	17.7	25	0	0	0	0.0	0	0	L	24-34
06	10/13	at Jets							INACTIVE					L	22-24
07	10/20	Eagles	S	2	29	14.5	15	0	0	0	0.0	0	0	W	37-10
09	11/04	at Giants	P	6	35	5.8	10	0	1	0	0.0	0	0	W	37-18
10	11/10	Vikings	P	6	106	17.7	24	1	0	0	0.0	0	0	L	24-28
11	11/17	at Lions	S	4	115	28.8	49	1	0	0	0.0	0	0	W	35-27
12	11/24	at Patriots	P	4	86	21.5	59	0	0	0	0.0	0	0	L	9-13
13	11/28	Bills	P	3	53	17.7	23	0	0	0	0.0	0	0	L	15-26
14	12/05	at Bears	S	2	43	21.5	35	0	0	0	0.0	0	0	L	24-31
15	12/15	Rams	P	1	-3	-3.0	-3t	0	0	0	0.0	0	0	W	44-21
16	12/22	at Eagles	P	5	73	14.6	21	0	0	0	0.0	0	0	L	9-17
17	12/29	Washington	S	5	81	16.2	32	0	0	0	0.0	0	0	W	47-16
2019 TOTALS			15-6	55	828	15.1	59	3	3	11	3.7	7	0	8-8	

# TEXANS BIOS

## 2020 GAME-BY-GAME REGULAR SEASON STATISTICS (TEXANS)

W	DATE	OPPONENT	P/S	RECEIVING					RUSHING					W/L	SCORE
				NO.	YDS.	AVG.	LG	TD	NO.	YDS.	AVG.	LG	TD		
01	09/10	at Chiefs	P	2	23	11.5	17	0	0	0	0.0	0	0	L	20-34
02	09/20	Ravens	P	5	59	11.8	23	0	0	0	0.0	0	0	L	16-33
03	09/27	at Steelers	S	4	95	23.8	34	1	0	0	0.0	0	0	L	21-28
04	10/04	Vikings	P	2	36	18.0	23	0	0	0	0.0	0	0	L	23-31
05	10/11	Jaguars	S	6	47	7.8	17	0	0	0	0.0	0	0	W	30-14
06	10/18	at Titans	P	3	17	5.7	7	1	0	0	0.0	0	0	L	36-42+
07	10/25	Packers	P	8	95	11.9	28	0	0	0	0.0	0	0	L	20-35
09	11/08	at Jaguars	P	3	21	7.0	11	0	0	0	0.0	0	0	W	27-25
10	11/15	at Browns	P	3	41	13.7	29	0	0	0	0.0	0	0	L	7-10
2020 TOTALS			9-2	36	434	12.1	34	2	0	0	0.0	0	0	2-7	

+ - Overtime





# BRANDIN COOKS

WIDE RECEIVER

5-10 | 183 | OREGON STATE

HOMETOWN: STOCKTON, CALIF. | AGE: 27

7TH NFL SEASON | 1ST WITH TEXANS | ACQUIRED: T-'20 (LAR)

2020 GP/GS: 9/9 | CAREER GP/GS (POST): 97/85 (6/6)

TEAMS: NO '14-16; NE '17; LAR '18-19; HOU '20



13

**TRANSACTIONS:** Selected by the New Orleans Saints in the first round (20th overall) of the 2014 NFL Draft...Traded to the New England Patriots on March 10, 2017...Traded to the Los Angeles Rams on April 5, 2018...Traded to the Houston Texans on April 10, 2020.

## CAREER:

- Seventh-year receiver who has played in 97 career games (85 starts) with the Saints, Patriots, Rams and Texans totaling 6,279 receiving yards and 37 touchdowns on 445 catches (14.1 avg.). Also owns 281 rushing yards and two rushing touchdowns on 46 carries (6.1 avg.)
- Started all six postseason contests in his career, including back-to-back Super Bowl appearances (LII, LIII). Led the Rams in Super Bowl LIII with 120 receiving yards
- One of only four players in NFL history to record at least three seasons of 1,000-plus receiving yards and seven touchdowns before turning 25 (Randy Moss, John Jefferson and Odell Beckham Jr.)
- Became the first player in NFL history to record three consecutive 1,000-yard seasons on three different teams (New Orleans, New England, L.A. Rams)
- Owens a 14.1 yards-per-reception average since entering the league in 2014, which is the fourth-highest mark in the NFL over that span (min. 400 receptions)
- Ranks seventh in the NFL in receptions of 25-or-more yards since entering the league in 2014 with 63, including eight in 2018, two in 2019 and five in 2020
- One of 10 players in the NFL to average at least 10.0 yards per reception in each season since 2014 (min 40 receptions)

## 2020 (Houston 9/9):

- Caught two passes for 20 yards (10.0 avg.) in his first game with the franchise in Week 1 at Kansas City (9/10)
- Totaled five receptions for 95 yards (19.0 avg.) in Week 2 vs. Baltimore (9/20), which was the most receiving yards in a game for him since Week 3 of the 2019 season at Cleveland (112)
- Finished with eight receptions for 161 yards (20.1 avg.) and one touchdown in Week 5 vs. Jacksonville (10/11), which was his first 100-yard receiving game as a member of the Texans and the 16th of his NFL career
- Finished with nine receptions for 68 yards (7.6 avg.) and one touchdown in Week 6 at Tennessee (10/18), which tied for the third-most receptions in a game in his career and the most since Week 10 of 2018 (10) when he was a

member of the L.A. Rams

- Finished with three receptions for 83 yards (27.7 avg.), including a 57-yard touchdown pass in Week 9 at Jacksonville (11/8). He Became the ninth player in NFL history with a 50+ yard reception in each of his first seven seasons

## 2019 (L.A. Rams 14/14):

- Played in 14 games (14 starts) and finished the season with 42 receptions for 583 yards (13.9 avg.) and two touchdowns. Added six carries for 52 yards (8.7 avg.)
- Notched a season-long 57-yard reception on the opening drive vs. New Orleans (9/15) and finished with 74 yards and one touchdown on three receptions (24.7 avg.)
- Logged his first 100-yard performance of the season at Cleveland (9/22) with a season-high 112 yards on 8 catches (14.0 avg.) with one touchdown

## 2018 (L.A. Rams 16/16, 3/3):

- Started all 16 games in his first season with the Rams and finished with a career-best 1,204 receiving yards – his fourth-consecutive season with 1,000-plus receiving yards
- Recorded five receiving touchdowns on the season and added 68 yards and one touchdown on 10 carries (6.8 avg.)
- Logged five games of 100-or-more receiving yards, including three-consecutive 100-yard performances from Weeks 9-11, which is tied for the sixth-longest streak in franchise history
- Led the team in receptions (seven) and receiving yards (159) vs. Arizona (9/16)
- Registered a team-best 114 yards receiving on six receptions (19.0 avg.) at New Orleans (11/4), his third 100-yard performance of the season

## 2017 (New England 16/15, 3/3):

- Played in all 16 games (15 starts) and totaled 65 receptions for 1,082 yards (16.6 avg.) and seven touchdowns. Added 40-yards rushing on nine attempts (4.4 avg.)
- His single-season career-high average of 16.6 yards per reception ranked fourth in the NFL among receivers with at least 50 receptions
- Started in all three postseason contests including Super Bowl LII and registered 10 receptions for 155 yards (15.5 avg.)
- Joined WR Antonio Brown as the only wide receivers with

at least 1,000 receiving yards and seven touchdowns in each season from 2015-17

- ✦ Led the team in receiving with 131 yards and two touchdowns on five catches (26.2 avg.) vs. Houston (9/24)
- ✦ Registered six catches for a season-high 149 yards (24.8 avg.) and a touchdown against Oakland in Mexico City (11/19)
- ✦ Led the team in receiving vs. Miami (11/26) with 83 yards on six receptions (13.8 avg.), including a five-yard touchdown
- ✦ Tallied six catches for 100 yards (16.7 avg.) in the AFC Championship Game vs. Jacksonville (1/21/18)

## 2016 (New Orleans 16/12):

- ✦ Appeared in all 16 games (12 starts) and recorded 78 catches for 1,173 yards (15.0 avg.) and eight touchdown receptions, notching his second-consecutive season of at least 1,000 yards. Added six rushing attempts for 30 yards (5.0 avg.) and fielded one punt return for two yards
- ✦ Caught six passes for 143 yards (23.8 avg.) and two touchdowns vs. Oakland (9/11), including a career-long 98-yard touchdown grab
- ✦ Pulled in seven passes for a season-high 173 yards (24.7 avg.) and one touchdown vs. Carolina (10/16), including an 87-yard touchdown grab. Became the first player in NFL history to have two touchdown receptions of 85-plus yards in his team's first five games
- ✦ Notched a career-high 186 receiving yards and added two touchdowns on seven receptions (26.6 avg.) at Arizona (12/8)

## 2015 (New Orleans 16/12):

- ✦ Played in all 16 games (12 starts) and led the Saints in receptions (84) receiving yards (1,138) and receiving touchdowns (nine). Added eight carries for 18 yards and returned two punts for 12 yards
- ✦ His 84 receptions on the season were the most by a Saints receiver since 2010
- ✦ Notched his first career 100-yard game, pulling in five passes for 107 yards (21.4 avg.) at Philadelphia (10/11)
- ✦ Established a single-game career high in receptions with 10 catches for a season-high 124 yards (12.4 avg.) and one touchdown vs. Detroit (12/21)

- ✦ Notched a second-consecutive 100-yard performance and a season-high 24.6 yards per reception, pulling in five catches for 123 yards vs. Jacksonville (12/27)

## 2014 (New Orleans 10/7):

- ✦ Played in 10 games (six starts) as a rookie and finished with 53 receptions for 550 yards (10.4 avg.) and three touchdowns. Added seven carries for 73 yards (10.4 avg.) and one touchdown, 10 punt returns for 35 yards (3.5 avg.) and one kickoff return for 12 yards
- ✦ Made his NFL debut vs. Atlanta (9/7) and caught seven passes for 77 yards (11.0 avg.) and a touchdown, while adding one carry for 18 yards. His seven receptions tied the most by a Saints rookie in their debut
- ✦ Registered a season-high 94 receiving yards and one touchdown on six catches (15.7 avg.) vs. Green Bay (10/6)

## COLLEGE:

- ✦ Played three seasons (2011-13) at Oregon State University in Beaverton, Ore., where he played in 38 career games (29 starts) before declaring for the NFL Draft after his junior season
- ✦ Amassed a career total of 3,863 all-purpose yards, consisting of 3,272 receiving yards and 24 touchdowns on 226 receptions, 340 rushing yards on 61 carries, 72 yards on 12 punt returns and 179 yards on eight kickoff returns
- ✦ In his final season in 2013, won the Biletnikoff Award was named a consensus first-team All-American and an All-Pac 12 selection after setting school and conference single-season receiving records with 128 receptions for 1,730 yards (13.5 avg.) and scoring a school-record 16 touchdowns. His 2,019 all-purpose yards ranked second on the school history

## PERSONAL:

- ✦ Attended Lincoln High School in Stockton, Calif., where he was a three-sport athlete, earning letters in football, track and basketball
- ✦ As a wide receiver, was a two-time Section Offensive Player of the Year, All-Area selection and team MVP, finishing with 1,525 all-purpose yards as a senior, including 66 receptions for 1,125 yards and 11 touchdowns

## BRANDIN COOKS' NFL REGULAR SEASON RUSHING/RECEIVING STATISTICS

DATE	TEAM	GP	GS	RECEIVING					RUSHING				
				NO.	YDS.	AVG.	LG	TD	NO.	YDS.	AVG.	LG	TD
2014	Saints	10	7	53	550	10.4	50t	3	7	73	10.4	28	1
2015	Saints	16	12	84	1,138	13.5	71t	9	8	18	2.3	11	0
2016	Saints	16	12	78	1,173	15.0	98t	8	6	30	5.0	11	0
2017	Patriots	16	15	65	1,082	16.6	64t	7	9	40	4.4	13	0
2018	Rams	16	16	80	1,204	15.1	57	5	10	68	6.8	17	1
2019	Rams	14	14	42	583	13.9	57	2	6	52	8.7	27	0
2020	Texans	9	9	43	549	12.8	57t	3	0	0	0.0	0	0
NFL TOTALS		97	85	445	6,279	14.1	98t	37	46	281	6.1	28	2

# TEXANS BIOS

## BRANDIN COOKS' NFL POSTSEASON RUSHING/RECEIVING STATISTICS

DATE	TEAM	GP	GS	RECEIVING					RUSHING				
				NO.	YDS.	AVG.	LG	TD	NO.	YDS.	AVG.	LG	TD
2017	Patriots	3	3	10	155	15.5	31	0	1	1	1.0	1	0
2018	Rams	3	3	19	292	15.4	36	0	1	5	5.0	5	0
NFL TOTALS		6	6	29	447	15.4	36	0	2	6	3.0	5	0

## BRANDIN COOKS' NFL REGULAR SEASON RETURN STATISTICS

DATE	TEAM	RET.	KICKOFF RETURNS				PUNT RETURNS					
			YDS.	AVG.	LG	TD	NO.	FC	YDS.	AVG.	LG	TD
2014	Saints	1	12	12.0	12	0	10	15	35	3.5	15	0
2015	Saints	0	0	0.0	0	0	2	0	12	6.0	6	0
2016	Saints	1	10	10.0	10	0	1	0	2	2.0	2	0
2017	Patriots	0	0	0.0	0	0	0	0	0	0.0	0	0
2018	Rams	0	0	0.0	0	0	0	0	0	0.0	0	0
2019	Rams	0	0	0.0	0	0	0	0	0	0.0	0	0
2020	Texans	0	0	0.0	0	0	0	0	0	0.0	0	0
NFL TOTALS		2	22	11.0	12	0	13	15	49	3.8	15	0

## BRANDIN COOKS' NFL POSTSEASON RETURN STATISTICS

DATE	TEAM	RET.	KICKOFF RETURNS				PUNT RETURNS					
			YDS.	AVG.	LG	TD	NO.	FC	YDS.	AVG.	LG	TD
2017	Patriots	0	0	0.0	0	0	0	0	0	0.0	0	0
2018	Rams	0	0	0.0	0	0	0	0	0	0.0	0	0
NFL TOTALS		0	0	0.0	0	0	0	0	0	0.0	0	0

## SINGLE-GAME HIGHS: RUSHING/RECEIVING

<b>Rush Attempts</b>	4 vs. Jacksonville Jaguars, Dec 27, 2015
<b>Rushing Yards</b>	31 at Cleveland Browns, Sep 14, 2014
<b>Longest Runs</b>	28 at Cleveland Browns, Sep 14, 2014
<b>Rushing TDs</b>	1 vs. Seattle Seahawks, Nov 11, 2018 ...1 more at 1.
<b>Receptions</b>	10 vs. Seattle Seahawks, Nov 11, 2018 ...1 more at 10.
<b>Receiving Yards</b>	186 at Arizona Cardinals, Dec 18, 2016
<b>Longest Receptions</b>	98t vs. Oakland Raiders, Sep 11, 2016
<b>Receiving TDs</b>	2 vs. San Francisco 49ers, Dec 30, 2018 ...5 more at 2.
<b>All-purpose yards</b>	186 at Arizona Cardinals, Dec 18, 2016

<b>Kickoff Returns</b>	1 vs. Tampa Bay Buccaneers, Dec 24, 2016 ...1 more at 1.
<b>Kickoff Return Yards</b>	12 vs. Tampa Bay Buccaneers, Oct 05, 2014
<b>Longest Kickoff Return</b>	12 vs. Tampa Bay Buccaneers, Oct 05, 2014
<b>Fair Catches</b>	4 at Carolina Panthers, Oct 30, 2014
<b>Punt Return Yards</b>	15 at Detroit Lions, Oct 19, 2014 ...1 more at 15.
<b>Longest Punt Return</b>	15 at Detroit Lions, Oct 19, 2014
<b>Punt Returns</b>	2 vs. Detroit Lions, Dec 21, 2015 ...2 more at 2.
<b>Miscellaneous Tackles</b>	2 vs. San Francisco 49ers, Nov 09, 2014
<b>Most TDs</b>	2 vs. San Francisco 49ers, Dec 30, 2018 ...6 more at 2.

## SINGLE-GAME HIGHS - POSTSEASON: RUSHING/RECEIVING

<b>Rush Attempts</b>	1 vs. Dallas Cowboys, Jan 12, 2019 ...1 more at 1.
<b>Rushing Yards</b>	5 vs. Dallas Cowboys, Jan 12, 2019
<b>Longest Runs</b>	5 vs. Dallas Cowboys, Jan 12, 2019
<b>Receptions</b>	8 vs. New England Patriots, Feb 03, 2019

<b>Receiving Yards</b>	120 vs. New England Patriots, Feb 03, 2019
<b>Longest Receptions</b>	36 at New Orleans Saints, Jan 20, 2019
<b>All-purpose yards</b>	120 vs. New England Patriots, Feb 03, 2019
<b>Miscellaneous Tackles</b>	1 vs. New England Patriots, Feb 03, 2019

# TEXANS BIOS

## 100-YARD RECEIVING GAMES (16): REGULAR SEASON

DATE	TEAM	NO.	YDS.	AVG.	LG	TD
10/11/15	at Eagles	5	107	21.4	46	1
12/06/15	PANTHERS	6	104	17.3	54t	1
12/21/15	LIONS	10	124	12.4	28	1
12/27/15	JAGUARS	5	123	24.6	71t	1
09/11/16	RAIDERS	6	143	23.8	98t	2
10/16/16	PANTHERS	7	173	24.7	87t	1
12/18/16	at Cardinals	7	186	26.6	65t	2
09/24/17	TEXANS	5	131	26.2	44	2
11/19/17	at Raiders	6	149	24.8	64t	1
09/16/18	CARDINALS	7	159	22.7	57	0
09/27/18	VIKINGS	7	116	16.6	47t	1
11/04/18	at Saints	6	114	19.0	48	1
11/11/18	SEAHAWKS	10	100	10.0	17	0
11/19/18	CHIEFS	8	107	13.4	30	0
09/22/19	at Browns	8	112	14.0	23	0
10/11/20	JAGUARS	8	161	20.1	36	1

## 100-YARD RECEIVING GAMES (3): POSTSEASON

DATE	TEAM	NO.	YDS.	AVG.	LG	TD
01/21/18	JAGUARS	6	100	16.7	31	0
01/20/19	at Saints	7	107	15.3	36	0
02/03/19	PATRIOTS	8	120	15.0	24	0

## 2019 GAME-BY-GAME REGULAR SEASON STATISTICS (RAMS)

W	DATE	OPPONENT	P/S	RECEIVING					RUSHING					W/L	SCORE
				NO.	YDS.	AVG.	LG	TD	NO.	YDS.	AVG.	LG	TD		
01	09/08	at Panthers	S	2	39	19.5	24	0	0	0	0.0	0	0	W	30-27
02	09/15	Saints	S	3	74	24.7	57	1	1	2	2.0	2	0	W	27-9
03	09/22	at Browns	S	8	112	14.0	23	0	1	8	8.0	8	0	W	20-13
04	09/29	Buccaneers	S	6	71	11.8	23	0	0	0	0.0	0	0	L	40-55
05	10/03	at Seahawks	S	1	29	29.0	29	0	1	27	27.0	27	0	L	29-30
06	10/13	49ers	S	3	18	6.0	8	0	2	14	7.0	9	0	L	7-20
07	10/20	at Falcons	S	4	59	14.8	21	0	0	0	0.0	0	0	W	37-10
08	10/27	Bengals	S	0	0	0.0	0	0	0	0	0.0	0	0	W	24-10
10	11/10	at Steelers												L	12-17
11	11/17	Bears												W	17-7
12	11/25	Ravens	S	2	32	16.0	22	0	1	1	1.0	1	0	L	6-45
13	12/01	at Cardinals	S	2	24	12.0	28	0	0	0	0.0	0	0	W	34-7
14	12/08	Seahawks	S	0	0	0.0	0	0	0	0	0.0	0	0	W	28-12
15	12/15	at Cowboys	S	4	46	11.5	17	0	0	0	0.0	0	0	L	21-44
16	12/21	at 49ers	S	4	39	9.8	16	1	0	0	0.0	0	0	L	31-34
17	12/29	Cardinals	S	3	40	13.3	22	0	0	0	0.0	0	0	W	31-24
2019 TOTALS			14-14	42	583	13.9	57	2	6	52	8.7	27	0	9-7	



# TEXANS BIOS

## 2020 GAME-BY-GAME REGULAR SEASON STATISTICS (TEXANS)

				RECEIVING					RUSHING						
W	DATE	OPPONENT	P/S	NO.	YDS.	AVG.	LG	TD	NO.	YDS.	AVG.	LG	TD	W/L	SCORE
01	09/10	at Chiefs	S	2	20	10.0	11	0	0	0	0.0	0	0	L	20-34
02	09/20	Ravens	S	5	95	19.0	38	0	0	0	0.0	0	0	L	16-33
03	09/27	at Steelers	S	3	23	7.7	20	0	0	0	0.0	0	0	L	21-28
04	10/04	Vikings	S	0	0	0.0	0	0	0	0	0.0	0	0	L	23-31
05	10/11	Jaguars	S	8	161	20.1	36	1	0	0	0.0	0	0	W	30-14
06	10/18	at Titans	S	9	68	7.6	19	1	0	0	0.0	0	0	L	36-42+
07	10/25	Packers	S	7	60	8.6	12	0	0	0	0.0	0	0	L	20-35
09	11/08	at Jaguars	S	3	83	27.7	57t	1	0	0	0.0	0	0	W	27-25
10	11/15	at Browns	S	6	39	6.5	10	0	0	0	0.0	0	0	L	7-10
2020 TOTALS			9-9	43	549	12.8	57t	3	0	0	0.0	0	0	2-7	

+ - Overtime



# ISAIAH COULTER

WIDE RECEIVER

6-2 | 198 | RHODE ISLAND

HOMETOWN: BRANDYWINE, MD. | AGE: 22

ROOKIE | 1ST WITH TEXANS | ACQUIRED: 05-'20

CAREER GP/GS: 0/0

TEAMS: HOU '20



82

**TRANSACTIONS:** Selected by the Houston Texans in the fifth round (171st overall) of the 2020 NFL Draft.

## 2020 (Houston 0/0):

- Placed on the Reserve/Injured list prior to Week 1
- Inactive in Weeks 9-10

## CAREER AT RHODE ISLAND:

- Played three seasons (2017-19) at the University of Rhode Island in South Kingston, R.I., and appeared in 34 career games (26 starts)
- Finished his collegiate career with 1,855 receiving yards and 12 touchdowns on 132 catches (14.1 avg.)
- Logged seven career 100-yard receiving games

## 2019 (Rhode Island):

- Played in 12 games (11 starts) and logged 1,039 receiving yards and eight touchdowns on 72 catches (14.4 avg.), becoming just the seventh player in program history to top 1,000 yards in a season
- Registered five catches for 99 yards (19.8 avg.) and a touchdown against Stony Brook (9/28) and added an onside kick recovery
- Notched a career-best 12 catches and 171 receiving yards (14.3 avg.) with a touchdown at Brown (10/5)
- Caught eight passes for 153 yards (19.1 avg.) and set a new career high with three touchdowns at William &

Mary (11/9)

## 2018 (Rhode Island):

- Started all 11 games and finished second on the team with 42 receptions for 604 receiving yards (14.4 avg.) and three touchdowns
- Logged three-consecutive 100-yard performances starting with nine catches for 109 yards (12.1 avg.) and one touchdown against Albany (9/8), then 10 receptions for 156 yards (15.6 avg.) and one touchdown at Connecticut (9/15) and finishing with six catches for 106 yards (17.7 avg.) at Harvard (9/28)

## 2017 (Rhode Island):

- Played in all 11 games (four starts) as a true freshman, totaling 18 receptions for 212 yards (11.8 avg.) and one touchdown
- Caught one pass for a 56-yard touchdown in his collegiate debut at Central Michigan (8/31)
- Made his first career start and caught two passes for 22 yards (11.0 avg.) against Stony Brook (9/9)

## PERSONAL:

- Attended Gwynn Park High School in Brandywine, Md., where he recorded 40 receptions for 755 yards (18.9 avg.) and 14 touchdowns as a senior, earning him a selection to the Prince George Country All-Star team
- Also lettered in track and field

## 2020 GAME-BY-GAME REGULAR SEASON STATISTICS (TEXANS)

W	DATE	OPPONENT	P/S	RECEIVING				TD	RUSHING				LG	TD	W/L	SCORE
				NO.	YDS.	AVG.	LG		NO.	YDS.	AVG.	LG				
01	09/10	at Chiefs						RESERVE/INJURED							L	20-34
02	09/20	Ravens						RESERVE/INJURED							L	16-33
03	09/27	at Steelers						RESERVE/INJURED							L	21-28
04	10/04	Vikings						RESERVE/INJURED							L	23-31
05	10/11	Jaguars						RESERVE/INJURED							W	30-14
06	10/18	at Titans						RESERVE/INJURED							L	36-42+
07	10/25	Packers						RESERVE/INJURED							L	20-35
09	11/08	at Jaguars						INACTIVE							W	27-25
10	11/15	at Browns						INACTIVE							L	7-10
2020 TOTALS			0-0	0	0	0.0	0	0	0	0	0.0	0	0	0	2-7	

+ - Overtime



# KEKE COUTEE

WIDE RECEIVER

5-11 | 187 | TEXAS TECH

HOMETOWN: LUFKIN, TEXAS | AGE: 23

3RD NFL SEASON | 3RD WITH TEXANS | ACQUIRED: 04-'18

2020 GP/GS: 1/0 | CAREER GP/GS (POST): 16/6 (1/1)

TEAMS: HOU '18-20



16

**TRANSACTIONS:** Selected by the Houston Texans with the third pick of the fourth round (103rd overall) in the 2018 NFL Draft.

## 2020 (Houston 1/0):

- ✦ Inactive in Week 1 at Kansas City (9/10)

## 2019 (Houston 9/4, 0/0):

- ✦ Appeared in a career-high nine games (four starts) in his second season and pulled in 22 receptions for 254 yards (11.5 avg.)
- ✦ Made his first start of the season vs. Jacksonville (9/15) and recorded two receptions for seven yards
- ✦ Notched a season-high 72 receiving yards on three receptions (24.0 avg.), including a career-long 51-yard catch vs. Atlanta (10/6)
- ✦ Registered 39 yards on three receptions (9.8 avg.) in the win at Kansas City (10/13)
- ✦ Hauled in three receptions for 25 yards (8.3 avg.) at Indianapolis (10/20) and recorded his first-career rushing touchdown on a four-yard run in the third quarter
- ✦ Caught all three of his targets for 25 yards (8.3 avg.) at Baltimore (11/17)
- ✦ Notched a season high in receptions with five for 68 yards (13.6 avg.) vs. Denver (12/8)

## 2018 (Houston 6/2, 1/1):

- ✦ Finished with 28 receptions for 287 yards (10.3 avg.) and one touchdown in six games as a rookie
- ✦ Set franchise records for most receptions (11) and receiving yards (109) in his NFL debut at Indianapolis (9/30). His 11 receptions were the most by a rookie receiver in his NFL debut since the NFL/AFL merger
- ✦ Tallied six receptions for 51 yards (8.5 avg.) and his first career touchdown vs. Dallas (10/7)
- ✦ Finished with 33 receiving yards on three receptions (11.0 avg.) vs. Buffalo (10/14). Passed DeAndre Hopkins (18) for the most receptions through a player's first three NFL

games in franchise history

- ✦ Recorded five receptions for 77 yards (15.4 avg.) at Washington (11/18)
- ✦ Recorded a postseason franchise-record 11 receptions for 110 yards (10.0 avg.) and one touchdown in the Wild Card Round vs. Indianapolis (1/5/19). Joined Lions WR Calvin Johnson as the only players to record at least 10 receptions and one touchdown in a postseason debut since 2010

## COLLEGE:

- ✦ Played three seasons (2015-17) at Texas Tech University in Lubbock, Texas, and hauled in 159 passes for 2,424 yards (15.2 avg) and 17 touchdowns in 38 career games for the Red Raiders
- ✦ Was a semifinalist for the Biletnikoff Award and the Earl Campbell Tyler Rose Award as a junior after posting 93 catches for 1,429 yards and 10 touchdowns in 13 games (11 starts), earning him All-Big 12 second team honors. His 1,429 receiving yards on the season ranked second in program history and marked the most ever by a junior at Texas Tech, while his all-purpose yards per game average (135.3) led the Big 12
- ✦ Finished second on the team in receiving yards as a sophomore with 890 receiving yards and seven touchdowns on 55 receptions in 12 games (two starts)
- ✦ Played in all 13 games as a true freshman in 2015 and finished with 11 receptions for 105 yards

## PERSONAL:

- ✦ Given name is Key'vantanie Coutee
- ✦ Attended Lufkin High School
- ✦ Earned first team All-District as a sophomore, junior and senior
- ✦ Caught 56 passes for 841 yards as a senior in 2014
- ✦ Also logged nine punt returns for 273 yards (30.3 average) and three touchdowns in 2014

# TEXANS BIOS

## KEKE COUTEE'S NFL REGULAR SEASON RUSHING/RECEIVING STATISTICS

DATE	TEAM	GP	GS	RECEIVING					RUSHING				
				NO.	YDS.	AVG.	LG	TD	NO.	YDS.	AVG.	LG	TD
2018	Texans	6	2	28	287	10.3	40	1	3	0	0.0	3	0
2019	Texans	9	4	22	254	11.5	51	0	2	14	7.0	10	1
2020	Texans	1	0	2	11	5.5	6	0	0	0	0.0	0	0
NFL TOTALS		16	6	52	552	10.6	51	1	5	14	2.8	10	1

## KEKE COUTEE'S NFL POSTSEASON RUSHING/RECEIVING STATISTICS

DATE	TEAM	GP	GS	RECEIVING					RUSHING				
				NO.	YDS.	AVG.	LG	TD	NO.	YDS.	AVG.	LG	TD
2018	Texans	1	1	11	110	10.0	20	1	0	0	0.0	0	0
2019	Texans	0	0	0	0	0.0	0	0	0	0	0.0	0	0
NFL TOTALS		1	1	11	110	10.0	20	1	0	0	0.0	0	0

### SINGLE-GAME HIGHS: RUSHING/RECEIVING

<b>Rush Attempts</b>	2 at Indianapolis Colts, Sep 30, 2018	<b>Longest Receptions</b>	51 vs. Atlanta Falcons, Oct 06, 2019
<b>Rushing Yards</b>	10 vs. Carolina Panthers, Sep 29, 2019	<b>Receiving TDs</b>	1 vs. Dallas Cowboys, Oct 07, 2018
<b>Longest Runs</b>	10 vs. Carolina Panthers, Sep 29, 2019	<b>All-purpose yards</b>	107 at Indianapolis Colts, Sep 30, 2018
<b>Rushing TDs</b>	1 at Indianapolis Colts, Oct 20, 2019	<b>Miscellaneous Tackles</b>	1 at Indianapolis Colts, Oct 20, 2019 ...1 more at 1.
<b>Receptions</b>	11 at Indianapolis Colts, Sep 30, 2018	<b>Most TDs</b>	1 at Indianapolis Colts, Oct 20, 2019 ...1 more at 1.
<b>Receiving Yards</b>	109 at Indianapolis Colts, Sep 30, 2018		

### SINGLE-GAME HIGHS - POSTSEASON: RUSHING/RECEIVING

<b>Receptions</b>	11 vs. Indianapolis Colts, Jan 05, 2019	<b>Receiving TDs</b>	1 vs. Indianapolis Colts, Jan 05, 2019
<b>Receiving Yards</b>	110 vs. Indianapolis Colts, Jan 05, 2019	<b>All-purpose yards</b>	110 vs. Indianapolis Colts, Jan 05, 2019
<b>Longest Receptions</b>	20 vs. Indianapolis Colts, Jan 05, 2019	<b>Most TDs</b>	1 vs. Indianapolis Colts, Jan 05, 2019

### 100-YARD RECEIVING GAMES (1): REGULAR SEASON

DATE	TEAM	NO.	YDS.	AVG.	LG	TD
09/30/18	at Colts	11	109	9.9	19	0

### 100-YARD RECEIVING GAMES (1): POSTSEASON

DATE	TEAM	NO.	YDS.	AVG.	LG	TD
01/05/19	COLTS	11	110	10.0	20	1



# TEXANS BIOS

## 2019 GAME-BY-GAME REGULAR SEASON STATISTICS (TEXANS)

W	DATE	OPPONENT	P/S	RECEIVING					RUSHING					W/L	SCORE
				NO.	YDS.	AVG.	LG	TD	NO.	YDS.	AVG.	LG	TD		
01	09/09	at Saints							INACTIVE					L	28-30
02	09/15	Jaguars	S	2	7	3.5	6	0	0	0	0.0	0	0	W	13-12
03	09/22	at Chargers	S	0	0	0.0	0	0	0	0	0.0	0	0	W	27-20
04	09/29	Panthers	P	1	11	11.0	11	0	1	10	10.0	10	0	L	10-16
05	10/06	Falcons	S	3	72	24.0	51	0	0	0	0.0	0	0	W	53-32
06	10/13	at Chiefs	P	4	39	9.8	23	0	0	0	0.0	0	0	W	31-24
07	10/20	at Colts	P	3	25	8.3	13	0	1	4	4.0	4t	1	L	23-30
08	10/27	Raiders							DID NOT PLAY					W	27-24
09	11/03	at Jaguars							DID NOT PLAY					W	26-3
11	11/17	at Ravens	P	3	25	8.3	11	0	0	0	0.0	0	0	L	7-41
12	11/21	Colts							INACTIVE					W	20-17
13	12/01	Patriots							INACTIVE					W	28-22
14	12/08	Broncos	S	5	68	13.6	22	0	0	0	0.0	0	0	L	24-38
15	12/15	at Titans							INACTIVE					W	24-21
16	12/21	at Buccaneers							INACTIVE					W	23-20
17	12/29	Titans	P	1	7	7.0	7	0	0	0	0.0	0	0	L	14-35
2019 TOTALS			9-4	22	254	11.5	51	0	2	14	7.0	10	1	10-6	

## 2020 GAME-BY-GAME REGULAR SEASON STATISTICS (TEXANS)

W	DATE	OPPONENT	P/S	RECEIVING					RUSHING					W/L	SCORE
				NO.	YDS.	AVG.	LG	TD	NO.	YDS.	AVG.	LG	TD		
01	09/10	at Chiefs							INACTIVE					L	20-34
02	09/20	Ravens	P	2	11	5.5	6	0	0	0	0.0	0	0	L	16-33
03	09/27	at Steelers							DID NOT PLAY					L	21-28
04	10/04	Vikings							INACTIVE					L	23-31
05	10/11	Jaguars							INACTIVE					W	30-14
06	10/18	at Titans							INACTIVE					L	36-42+
07	10/25	Packers							INACTIVE					L	20-35
09	11/08	at Jaguars							DID NOT PLAY					W	27-25
10	11/15	at Browns							INACTIVE					L	7-10
2020 TOTALS			1-0	2	11	5.5	6	0	0	0	0.0	0	0	2-7	

+ - Overtime

## 2019 GAME-BY-GAME POSTSEASON STATISTICS (TEXANS)

W	DATE	OPPONENT	P/S	RECEIVING					RUSHING					W/L	SCORE
				NO.	YDS.	AVG.	LG	TD	NO.	YDS.	AVG.	LG	TD		
01	01/04	Bills							DID NOT PLAY					W	22-19+
02	01/12	at Chiefs							DID NOT PLAY					L	31-51
2019 TOTALS			0-0	0	0	0.0	0	0	0	0	0.0	0	0	1-1	

+ - Overtime



# KEION CROSSEN

CORNERBACK

5-10 | 185 | WESTERN CAROLINA

HOMETOWN: GARYSBURG, N.C. | AGE: 24

3RD NFL SEASON | 2ND WITH TEXANS | ACQUIRED: T-'19 (NE)

2020 GP/GS: 9/0 | CAREER GP/GS (POST): 36/0 (5/0)

TEAMS: NE '18; HOU '19-20



35

**TRANSACTIONS:** Selected by the New England Patriots in the seventh round (243rd overall) of the 2018 NFL Draft...Traded to the Houston Texans on Aug. 31, 2019.

## 2020 (Houston 9/0):

- Recorded one special teams tackle in each of the first three games of the season
- Notched his second special teams tackle of the year in Week 4 against Minnesota (10/4)
- Totaled two special teams tackles in Week 6 at Tennessee (10/18), becoming the first Texans player with three straight seasons of at least five total special teams tackles since Akeem Dent in 2014-16
- Notched two total tackles (one solo) and one special teams tackle which tied a single-season career high in Week 9 at Jacksonville (11/8)
- Recorded one special teams tackle in Week 10 at Cleveland (11/15) to set a new single-season career high (eight)

## 2019 (Houston 16/0, 2/0):

- Played in all 16 regular season games and both postseason contests in his first season with the Texans
- Notched a career high of eight total tackles on defense (six solo), one quarterback hit, one pass defended and five special teams tackles
- Played in his Texans debut at New Orleans (9/9) and recorded one tackle
- Registered a season-high three total tackles (three solo) and added one pass defended vs. Oakland (10/27)
- Notched one total tackle (one solo) and one quarterback hit in the win over Jacksonville in London (11/3)
- Recorded one special teams tackle at Baltimore (11/17)

- Tallied one special teams tackle in the Thursday night win vs. Indianapolis (11/21)
- Notched one special teams tackle at Tennessee (12/15)
- Registered one solo tackle on defense and one tackle on special teams vs. Tennessee (12/29)

## 2018 (New England 11/0, 3/0):

- Appeared in eleven games for the Patriots as a reserve cornerback, contributing mostly on special teams
- Finished the season with seven tackles on defense and seven tackles on special teams
- Posted a season-high three defensive tackles despite limited defensive snaps in the win vs. the N.Y. Jets (12/30)
- Played in all three playoff games as a reserve on defense, including Super Bowl LIII, and recorded one tackle on defense and two on special teams in the postseason

## COLLEGE:

- Played four seasons (2014-17) at Western Carolina University in Cullowhee, N.C. and appeared in 46 career games (23 starts) for the Catamounts
- Amassed 165 tackles (106 solo) over his four years with the Catamounts and added one sack, 19 passes defended, three interceptions, one forced fumble and two fumble recoveries

## PERSONAL:

- Attended Northampton County (N.C.) High School where he played quarterback and safety, finishing his senior season with 1,752 yards rushing and 20 touchdowns on offense and a team-high seven interceptions on defense
- Son of Winnie Moses and Thomas Crossen

## KEION CROSSEN'S NFL REGULAR SEASON DEFENSIVE STATISTICS

DATE	TEAM	GP	GS	TACKLES								INTERCEPTIONS						FUMBLES			ST					MISC	
				TK	S	A	TFL	YDS	SK	YDS	QBH	NO	YDS	LG	TD	PD	FF	FR	YDS	TK	S	A	FF	FR	S	A	
2018	Patriots	11	0	7	7	0	0	0	0.0	0.0	0	0	0	0	0	0	0	0	0	0	7	7	0	0	0	0	0
2019	Texans	16	0	8	6	2	0	0	0.0	0.0	1	0	0	0	0	1	0	0	0	5	4	1	0	0	0	0	
2020	Texans	9	0	2	1	1	0	0	0.0	0.0	0	0	0	0	0	0	0	0	0	8	5	3	0	0	0	0	
NFL TOTALS		36	0	17	14	3	0	0	0.0	0.0	1	0	0	0	0	1	0	0	0	20	16	4	0	0	0	0	

# TEXANS BIOS

## KEION CROSSEN'S NFL POSTSEASON DEFENSIVE STATISTICS

DATE	TEAM	GP	GS	TACKLES								INTERCEPTIONS						FUMBLES			ST					MISC	
				TK	S	A	TFL	YDS	SK	YDS	QBH	NO	YDS	LG	TD	PD	FF	FR	YDS	TK	S	A	FF	FR	S	A	
2018	Patriots	3	0	1	1	0	0	0	0.0	0.0	0	0	0	0	0	0	0	0	0	0	2	2	0	0	0	0	0
2019	Texans	2	0	0	0	0	0	0	0.0	0.0	0	0	0	0	0	0	0	0	0	0	2	2	0	0	1	0	0
NFL TOTALS		5	0	1	1	0	0	0	0.0	0.0	0	0	0	0	0	0	0	0	0	0	4	4	0	0	1	0	0

### SINGLE-GAME HIGHS: DEFENSIVE

**Total Tackles** 3 vs. Oakland Raiders, Oct 27, 2019  
**Special Teams Tackles** 3 vs. Buffalo Bills, Dec 23, 2018  
 ...1 more at 3.  
**Passes Defensed** 1 vs. Oakland Raiders, Oct 27, 2019

### SINGLE-GAME HIGHS - POSTSEASON: DEFENSIVE

**Total Tackles** 1 at Kansas City Chiefs, Jan 20, 2019  
**Special Teams Fumble Recoveries** 1 at Kansas City Chiefs, Jan 12, 2020  
**Special Teams Tackles** 2 at Kansas City Chiefs, Jan 12, 2020

## 2019 GAME-BY-GAME REGULAR SEASON STATISTICS (TEXANS)

				TACKLES								INTERCEPTIONS					FUMBLES			ST					MISC			
W	DATE	OPPONENT	P/S	TK	S	A	SK	YDS	TFL	YDS	QBH	NO	YDS	LG	TD	PD	FF	FR	YDS	TK	S	A	FF	FR	S	A	W/L	SCORE
01	09/09	at Saints	P	1	0	1	0.0	0.0	0	0	0	0	0	0	0	0	0	0	0	0	0	0	0	0	0	0	L	28-30
02	09/15	Jaguars	P	0	0	0	0.0	0.0	0	0	0	0	0	0	0	0	0	0	0	0	1	1	0	0	0	0	W	13-12
03	09/22	at Chargers	P	0	0	0	0.0	0.0	0	0	0	0	0	0	0	0	0	0	0	0	0	0	0	0	0	0	W	27-20
04	09/29	Panthers	P	0	0	0	0.0	0.0	0	0	0	0	0	0	0	0	0	0	0	0	0	0	0	0	0	0	L	10-16
05	10/06	Falcons	P	0	0	0	0.0	0.0	0	0	0	0	0	0	0	0	0	0	0	0	0	0	0	0	0	0	W	53-32
06	10/13	at Chiefs	P	2	1	1	0.0	0.0	0	0	0	0	0	0	0	0	0	0	0	0	0	0	0	0	0	0	W	31-24
07	10/20	at Colts	P	0	0	0	0.0	0.0	0	0	0	0	0	0	0	0	0	0	0	0	0	0	0	0	0	0	L	23-30
08	10/27	Raiders	P	3	3	0	0.0	0.0	0	0	0	0	0	0	0	0	1	0	0	0	0	0	0	0	0	0	W	27-24
09	11/03	at Jaguars	P	1	1	0	0.0	0.0	0	0	1	0	0	0	0	0	0	0	0	0	0	0	0	0	0	0	W	26-3
11	11/17	at Ravens	P	0	0	0	0.0	0.0	0	0	0	0	0	0	0	0	0	0	0	0	1	1	0	0	0	0	L	7-41
12	11/21	Colts	P	0	0	0	0.0	0.0	0	0	0	0	0	0	0	0	0	0	0	0	1	0	1	0	0	0	W	20-17
13	12/01	Patriots	P	0	0	0	0.0	0.0	0	0	0	0	0	0	0	0	0	0	0	0	0	0	0	0	0	0	W	28-22
14	12/08	Broncos	P	0	0	0	0.0	0.0	0	0	0	0	0	0	0	0	0	0	0	0	0	0	0	0	0	0	L	24-38
15	12/15	at Titans	P	0	0	0	0.0	0.0	0	0	0	0	0	0	0	0	0	0	0	0	1	1	0	0	0	0	W	24-21
16	12/21	at Buccaneers	P	0	0	0	0.0	0.0	0	0	0	0	0	0	0	0	0	0	0	0	0	0	0	0	0	0	W	23-20
17	12/29	Titans	P	1	1	0	0.0	0.0	0	0	0	0	0	0	0	0	0	0	0	0	1	1	0	0	0	0	L	14-35
2019 TOTALS			16-0	8	6	2	0.0	0.0	0	0	1	0	0	0	0	1	0	0	0	5	4	1	0	0	0	0	10-6	

## 2020 GAME-BY-GAME REGULAR SEASON STATISTICS (TEXANS)

				TACKLES								INTERCEPTIONS					FUMBLES			ST					MISC				
W	DATE	OPPONENT	P/S	TK	S	A	SK	YDS	TFL	YDS	QBH	NO	YDS	LG	TD	PD	FF	FR	YDS	TK	S	A	FF	FR	S	A	W/L	SCORE	
01	09/10	at Chiefs	P	0	0	0	0.0	0.0	0	0	0	0	0	0	0	0	0	0	0	0	1	0	1	0	0	0	0	L	20-34
02	09/20	Ravens	P	0	0	0	0.0	0.0	0	0	0	0	0	0	0	0	0	0	0	0	1	1	0	0	0	0	0	L	16-33
03	09/27	at Steelers	P	0	0	0	0.0	0.0	0	0	0	0	0	0	0	0	0	0	0	0	1	1	0	0	0	0	0	L	21-28
04	10/04	Vikings	P	0	0	0	0.0	0.0	0	0	0	0	0	0	0	0	0	0	0	0	1	1	0	0	0	0	0	L	23-31
05	10/11	Jaguars	P	0	0	0	0.0	0.0	0	0	0	0	0	0	0	0	0	0	0	0	0	0	0	0	0	0	0	W	30-14
06	10/18	at Titans	P	0	0	0	0.0	0.0	0	0	0	0	0	0	0	0	0	0	0	0	2	1	1	0	0	0	0	L	36-42+
07	10/25	Packers	P	0	0	0	0.0	0.0	0	0	0	0	0	0	0	0	0	0	0	0	0	0	0	0	0	0	0	L	20-35
09	11/08	at Jaguars	P	2	1	1	0.0	0.0	0	0	0	0	0	0	0	0	0	0	0	0	1	1	0	0	0	0	0	W	27-25
10	11/15	at Browns	P	0	0	0	0.0	0.0	0	0	0	0	0	0	0	0	0	0	0	0	1	0	1	0	0	0	0	L	7-10
2020 TOTALS			9-0	2	1	1	0.0	0.0	0	0	0	0	0	0	0	0	0	0	0	0	8	5	3	0	0	0	0	2-7	

+ - Overtime

# TEXANS BIOS

## 2019 GAME-BY-GAME POSTSEASON STATISTICS (TEXANS)

W	DATE	OPPONENT	P/S	TACKLES								INTERCEPTIONS					FUMBLES			ST					MISC			W/L	SCORE
				TK	S	A	SK	YDS	TFL	YDS	QBH	NO	YDS	LG	TD	PD	FF	FR	YDS	TK	S	A	FF	FR	S	A			
01	01/04	Bills	P	0	0	0	0.0	0.0	0	0	0	0	0	0	0	0	0	0	0	0	0	0	0	0	W	22-19+			
02	01/12	at Chiefs	P	0	0	0	0.0	0.0	0	0	0	0	0	0	0	0	0	0	2	2	0	0	1	0	L	31-51			
2019 TOTALS			2-0	0	0	0	0.0	0.0	0	0	0	0	0	0	0	0	0	2	2	0	0	1	0	1-1					

+ - Overtime





# ZACH CUNNINGHAM

INSIDE LINEBACKER

6-3 | 238 | VANDERBILT

HOMETOWN: PINSON, ALA. | AGE: 25

4TH NFL SEASON | 4TH WITH TEXANS | ACQUIRED: 02-'17

2020 GP/GS: 9/9 | CAREER GP/GS (POST): 55/52 (3/3)

TEAMS: HOU '17-20



41

**TRANSACTIONS:** Selected by the Houston Texans with the 25th pick in the second round (57th overall) of the 2017 NFL Draft...Signed a contract extension with the Texans on Aug. 31, 2020.

## 2020 (Houston 9/9):

- Led the team with eight total tackles (six solo) in Week 1 at Kansas City (9/10)
  - Recorded a team-high 15 total tackles (10 solo) and logged 1.0 sack, one tackle for loss and one quarterback hit in Week 2 vs. Baltimore (9/20). Became the fourth player in franchise history with at least 15 total tackles and 1.0 sack in a game
  - Finished with 10 total tackles (eight solo) in Week 3 at Pittsburgh (9/27), notching the most total tackles (32) in Texans history through the first three games of a season
  - Tied for the team lead with 10 total tackles (seven solo), recording consecutive games with at least 10 total tackles for the seventh time in his career in Week 4 against Minnesota (10/4)
  - Recorded 10 total tackles (seven solo), two tackles for loss, 1.0 sack and one quarterback hit in Week 5 vs. Jacksonville (10/11). Became just the sixth player in the NFL since 2010 with at least 50 total tackles and 2.0 sacks in the first five games of a season
  - Tied for the team lead with eight total tackles (two solo) in Week 6 at Tennessee (10/18), passing Benardick McKinney (60) for the most total tackles by a Texans player in the first six games of a season
  - Logged 11 total tackles in Week 7 vs. Green Bay (10/25), tying Brian Cushing (17) for the third-most double-digit tackle games in franchise history
  - Recorded seven total tackles (five solo), one pass defended and 1.0 sack, which set a single season career high (3.0) in Week 9 at Jacksonville (11/8)
- Notched 13 total tackles (eight solo) in Week 10 at Cleveland (11/15) and passed Brian Cushing (17) for the third-most double-digit tackle games in franchise history

## 2019 (Houston 16/16, 2/2):

- Started in all 16 regular season games and both postseason contests and established single-season career highs in almost every statistical category
- Finished the season with 137 total tackles (95 solo), seven tackles for loss, 2.0 sacks, three quarterback hits, two passes defended and two fumble recoveries, while tallying five tackles on special teams

- His 137 tackles led the AFC and ranked seventh in the NFL
- Was the only player in the NFL in 2019 to record over 100 tackles on defense and at least five tackles on special teams
- Led the team with 10 total tackles (nine solo) vs. Jacksonville (9/15) and brought down QB Gardner Minshew II for a loss of eight yards, notching his first sack since Week 14 of 2017
- Posted four total tackles (four solo), one tackle for loss and one fumble recovery, the second of his career in the Week 3 win over the L.A. Chargers (9/22). Added one special teams tackle in the game
- Led the team with 14 total tackles (eight solo) and added one tackle for loss vs. Carolina (9/29). His 14 tackles were the most by a Texan since Benardick McKinney recorded 15 in Week 3 of 2016
- Tied for the team lead with seven total tackles (four solo) vs. Oakland (10/27) and added one tackle for loss and his first pass defended of the season
- Finished second on the team with seven total tackles (seven solo) at Jacksonville (11/3) and recovered his second fumble of the season off of a fumble by Jaguars QB Gardner Minshew II forced by OLB Jacob Martin
- Registered a team-high 10 total tackles (seven solo) on defense and one special teams tackle at Baltimore (11/17)
- Led the team with a single-game career-high 16 total tackles (13 solo) vs. Indianapolis (11/21), which ties for the fourth-most total tackles recorded in a game in Texans history and ties for the second-most solo tackles recorded in a game in franchise history
- Tied for the team lead with seven total tackles (three solo) and added 0.5 sack and one quarterback hit vs. New England (12/1). Tied Jay Foreman (98 in 2003) for the ninth-most total tackles by a Texans player through Week 13 in team history
- Led the team with 16 total tackles (11 solo) and added two tackles for loss and one special teams tackle vs. Denver (12/8). Became the third player in franchise history to record at least 15 total tackles in multiple games of a season (Jamie Sharper and Jay Foreman in 2003) and his two games with 15-or-more tackles tied for the most in the NFL on the season
- Led the team with 14 total tackles (10 solo), 0.5 sack and one quarterback hit at Tennessee (12/15). Registered his fourth game with at least 14 tackles in 2019, which set a single-season franchise record and tied DeMeco Ryans (four) for the most such games in a career in franchise history

- ✦ Led the team with six total tackles (six solo) and added one pass defended at Tampa Bay (12/21)
- ✦ Finished second on the team with nine total tackles (five solo), one tackle for loss and one pass defended in the Wild Card Round win over Buffalo (1/4/20). Became the third player in Texans history to record at least five total tackles, one tackle for loss and one pass defended in a postseason game, joining Johnathan Joseph (2011) and J.J. Watt (2012)
- ✦ Led the team with seven total tackles (five solo) and had a quarterback hit, a tackle for loss and a pass defended in the Divisional Round at Kansas City (1/12/20)

## 2018 (Houston 14/14, 1/1):

- ✦ Tied for the team lead with a career-high 105 total tackles (73 solo), five passes defended, one interception returned for a touchdown, three tackles for loss, two forced fumbles and one fumble recovery in 2018
- ✦ Finished tied for second on the team with seven total tackles and one pass defended at New England (9/9)
- ✦ Registered a team-high eight total tackles (six solo) and one special teams tackle at Tennessee (9/16)
- ✦ Notched six total tackles (five solo) and one tackle for loss vs. the N.Y. Giants (9/23). Surpassed 100 career total tackles (102)
- ✦ Recorded seven total tackles (six solo), one tackle for loss and two passes defended at Indianapolis (9/30). Passed Dunta Robinson (105) for the fourth-most total tackles by a player through his first 20 career games in franchise history
- ✦ Finished with a team-high nine total tackles (six solo) and one quarterback hit vs. Dallas (10/7)
- ✦ Tallied a career-high 13 total tackles (nine solo) vs. Buffalo (10/14) and ranks fifth in franchise history for the most total tackles (50) through a player's first six games of a season
- ✦ Led the team with 10 total tackles (eight solo) and one forced fumble at Jacksonville (10/21). Became the first Texans player to record three consecutive games with at least 10 total tackles since DeMeco Ryans and Bernard Pollard in Weeks 3-5 of the 2010 season. Recorded the second-most total tackles (60) through the first seven games of a season in franchise history, trailing only ILB Benardrick McKinney (69) in 2016
- ✦ Notched two total tackles (one solo), one interception and two passes defended vs. Cleveland (12/2). Registered his first career interception and returned it 38 yards for a touchdown
- ✦ Recorded 12 total tackles (seven solo) and one forced fumble at Philadelphia (12/23). Joined Kiko Alonso and Bobby Wagner as the only players in the NFL to record multiple games with at least 10 total tackles and one forced fumble in 2018
- ✦ Finished with a team-high six total tackles (five solo) and his first-career fumble recovery on special teams vs. Jacksonville (12/30)
- ✦ Recorded seven total tackles (five solo), one quarterback hit, one pass defended and one special teams tackle in his postseason debut in the Wild Card Round vs. Indianapolis (1/5/19)

## 2017 (Houston 16/13):

- ✦ Finished second on the team with 82 total tackles (45

- solo), six passes defended, five tackles for loss, two quarterback hits, 1.5 sacks and one forced fumble in 16 games played
- ✦ Finished tied for second among all NFL rookies in total tackles in 2017 and fourth in franchise history among rookies
- ✦ First player in franchise history to record 80 total tackles and eight special teams tackles in a single season
- ✦ Recorded four defensive tackles, a pass defended and a special teams stop in his NFL debut vs. Jacksonville (9/10)
- ✦ Made his first career start at the MIKE position and recorded four solo stops at Cincinnati (9/14)
- ✦ Started his second consecutive game at the MIKE linebacker position and recorded a team-high seven combined tackles at New England (9/24)
- ✦ Started his third consecutive game and produced two total tackles vs. Tennessee (10/1)
- ✦ Made nine combined tackles and added his first career forced fumble vs. Kansas City (10/8)
- ✦ Started at linebacker at made one solo stop with one pass defended vs. Cleveland (10/15)
- ✦ Made his sixth start of the season and produced five total tackles vs. Indianapolis (11/5)
- ✦ Started his fifth straight game and produced four total tackles with one special teams tackle vs. Arizona (11/19)
- ✦ Appeared in his 11th game of the season and produced four total tackles at Baltimore (11/27)
- ✦ Notched four total tackles while producing his first career quarterback hit, first two tackles for loss and first career sack at Tennessee (12/3)
- ✦ Posted nine tackles (six solo) and notched a quarterback hit, tackle for loss and 1.0 sack for consecutive weeks for the first time vs. San Francisco (12/10)
- ✦ Logged five tackles (four solo) and added one special teams tackle at Jacksonville (12/17)
- ✦ Notched 10 total tackles (seven solo), while recording a career-high three passes defended vs. Pittsburgh (12/25)
- ✦ Tallied 11 tackles at Indianapolis (12/31) and became the second rookie this season to post 10-or-more tackles in consecutive games

## COLLEGE:

- ✦ Played three seasons (2014-16) at Vanderbilt University in Nashville, Tenn. after redshirting the 2013 campaign
- ✦ Finished his Commodores career ranked third in program history with 39.5 tackles for loss and finished with 295 career tackles
- ✦ Earned coaches first-team All-SEC (2015-16)
- ✦ Named Associated Press First-Team All-SEC (2015-16)
- ✦ Swept first team All-America honors from every prestigious outlet, including Associated Press, Football Writers of America (FWAA), Walter Camp Foundation, American Football Coaches Association (AFCA), ESPN, Sports Illustrated, CBS Sports, The Sporting News and USA Today as a senior in 2016
- ✦ Became just the third player in Vanderbilt history to earn first team All-America honors from the Walter Camp Foundation
- ✦ Finished the regular season leading the SEC with 125 total tackles (9.6 per game), ranking sixth nationally in 2016
- ✦ Played in all 12 games and earning nine starts at inside linebacker as a redshirt sophomore
- ✦ Ranked among the league leaders in numerous statistical

## TEXANS BIOS

categories, including tackles for loss, solo tackles, total tackles, forced fumbles and fumble recoveries in 2015

- ✎ Compiled 67 total tackles (37 solo), 1.5 sacks, 6.5 tackles for loss and a forced fumble as a redshirt freshman in 2014
- ✎ Redshirted as a true freshman in 2013, participating as a scout team linebacker

### PERSONAL:

- ✎ Parents are Fred and Sophie Cunningham
- ✎ Attended Pinson (Ala.) Valley High School
- ✎ Senior captain and three-year starter at linebacker for the Indians
- ✎ Concluded his prep career by receiving Alabama 5A Lineman of the Year and Birmingham News' Lineman of the Year honors after 2012 campaign

- ✎ Amassed 448 total tackles during his three-year varsity career
- ✎ As a senior in 2012, earned first-team all-state after leading PVHS to an 8-4 record and the second round of the 5A playoffs
- ✎ Contributed 194 total tackles, including 41 tackles for loss and 12 sacks along with four blocked punts during the season
- ✎ Participated in postseason Semper Fidelis All-American Bowl
- ✎ As junior in 2011, earned all-state recognition after registering 152 tackles
- ✎ Dad works in landscaping
- ✎ Has four brothers: Frederick, Ethan, Nathan and Zapheth; and two sisters, Gabriel and Danica
- ✎ Enjoys playing the guitar
- ✎ Majored in economics while attending Vanderbilt

### ZACH CUNNINGHAM'S NFL REGULAR SEASON DEFENSIVE STATISTICS

2017-2020 TEXANS LINEBACKER SEASON BY SEASON STATISTICS																												
DATE	TEAM	GP	GS	TACKLES								INTERCEPTIONS						FUMBLES			ST						MISC	
				TK	S	A	TFL	YDS	SK	YDS	QBH	NO	YDS	LG	TD	PD	FF	FR	YDS	TK	S	A	FF	FR	S	A		
2017	Texans	16	13	82	45	37	5	8	1.5	7.5	2	0	0	0	0	6	1	0	0	8	3	5	0	0	0	0		
2018	Texans	14	14	105	73	32	3	3	0.0	0.0	2	1	38	38t	1	5	2	0	0	2	0	2	0	1	0	0		
2019	Texans	16	16	137	95	42	7	27	2.0	11.0	3	0	0	0	0	2	0	2	24	5	4	1	0	0	0	0		
2020	Texans	9	9	91	57	34	4	16	3.0	16.0	3	0	0	0	0	1	0	0	0	1	1	0	0	0	0	0		
NFL TOTALS		55	52	415	270	145	19	54	6.5	34.5	10	1	38	38t	1	14	3	2	24	16	8	8	0	1	0	0		

### SINGLE-GAME HIGHS: DEFENSIVE

<b>Total Tackles</b>	16 vs. Denver Broncos, Dec 08, 2019 ...1 more at 16.	<b>Tackles For Loss</b>	2 vs. Jacksonville Jaguars, Oct 11, 2020 ...2 more at 2.
<b>Sacks</b>	1.0 at Jacksonville Jaguars, Nov 08, 2020 ...4 more at 1.0.	<b>Interceptions</b>	1 vs. Cleveland Browns, Dec 02, 2018
<b>Passes Defensed</b>	3 vs. Pittsburgh Steelers, Dec 25, 2017	<b>Interception Return Yards</b>	38 vs. Cleveland Browns, Dec 02, 2018
<b>Forced Fumbles</b>	1 at Philadelphia Eagles, Dec 23, 2018 ...2 more at 1.	<b>Special Teams Tackles</b>	2 at Cincinnati Bengals, Sep 14, 2017
<b>Fumble Recoveries</b>	1 at Jacksonville Jaguars, Nov 03, 2019 ...1 more at 1.	<b>Special Teams Fumble Recoveries</b>	1 vs. Jacksonville Jaguars, Dec 30, 2018

### SINGLE-GAME HIGHS - POSTSEASON: DEFENSIVE

<b>Total Tackles</b>	9 vs. Buffalo Bills, Jan 04, 2020	<b>Tackles For Loss</b>	1 at Kansas City Chiefs, Jan 12, 2020 ...1 more at 1.
<b>Passes Defensed</b>	1 at Kansas City Chiefs, Jan 12, 2020 ...2 more at 1.	<b>Special Teams Tackles</b>	1 vs. Indianapolis Colts, Jan 05, 2019

# TEXANS BIOS

## 2019 GAME-BY-GAME REGULAR SEASON STATISTICS (TEXANS)

W	DATE	OPPONENT	P/S	TACKLES								INTERCEPTIONS					FUMBLES			ST					MISC		W/L	SCORE
				TK	S	A	SK	YDS	TFL	YDS	QBH	NO	YDS	LG	TD	PD	FF	FR	YDS	TK	S	A	FF	FR	S	A		
01	09/09	at Saints	S	5	3	2	0.0	0.0	1	5	0	0	0	0	0	0	0	0	0	0	0	0	0	0	0	0	L	28-30
02	09/15	Jaguars	S	10	9	1	1.0	8.0	1	8	1	0	0	0	0	0	0	0	0	1	1	0	0	0	0	0	W	13-12
03	09/22	at Chargers	S	4	4	0	0.0	0.0	1	5	0	0	0	0	0	0	0	1	0	1	1	0	0	0	0	0	W	27-20
04	09/29	Panthers	S	14	8	6	0.0	0.0	1	6	0	0	0	0	0	0	0	0	0	0	0	0	0	0	0	0	L	10-16
05	10/06	Falcons	S	6	1	5	0.0	0.0	0	0	0	0	0	0	0	0	0	0	0	0	0	0	0	0	0	0	W	53-32
06	10/13	at Chiefs	S	5	3	2	0.0	0.0	0	0	0	0	0	0	0	0	0	0	0	0	0	0	0	0	0	0	W	31-24
07	10/20	at Colts	S	7	6	1	0.0	0.0	0	0	0	0	0	0	0	0	0	0	0	0	0	0	0	0	0	0	L	23-30
08	10/27	Raiders	S	7	4	3	0.0	0.0	1	1	0	0	0	0	0	1	0	0	0	0	0	0	0	0	0	0	W	27-24
09	11/03	at Jaguars	S	7	7	0	0.0	0.0	0	0	0	0	0	0	0	0	0	1	24	1	1	0	0	0	0	0	W	26-3
11	11/17	at Ravens	S	10	7	3	0.0	0.0	0	0	0	0	0	0	0	0	0	0	0	1	0	1	0	0	0	0	L	7-41
12	11/21	Colts	S	16	13	3	0.0	0.0	0	0	0	0	0	0	0	0	0	0	0	0	0	0	0	0	0	0	W	20-17
13	12/01	Patriots	S	7	3	4	0.5	2.0	0	0	1	0	0	0	0	0	0	0	0	0	0	0	0	0	0	0	W	28-22
14	12/08	Broncos	S	16	11	5	0.0	0.0	2	2	0	0	0	0	0	0	0	0	0	1	1	0	0	0	0	0	L	24-38
15	12/15	at Titans	S	14	10	4	0.5	1.0	0	0	1	0	0	0	0	0	0	0	0	0	0	0	0	0	0	0	W	24-21
16	12/21	at Buccaneers	S	6	6	0	0.0	0.0	0	0	0	0	0	0	0	1	0	0	0	0	0	0	0	0	0	0	W	23-20
17	12/29	Titans	S	3	0	3	0.0	0.0	0	0	0	0	0	0	0	0	0	0	0	0	0	0	0	0	0	0	L	14-35
2019 TOTALS			16-16	137	95	42	2.0	11.0	7	27	3	0	0	0	0	2	0	2	24	5	4	1	0	0	0	0	10-6	

## 2020 GAME-BY-GAME REGULAR SEASON STATISTICS (TEXANS)

W	DATE	OPPONENT	P/S	TACKLES								INTERCEPTIONS					FUMBLES			ST					MISC		W/L	SCORE
				TK	S	A	SK	YDS	TFL	YDS	QBH	NO	YDS	LG	TD	PD	FF	FR	YDS	TK	S	A	FF	FR	S	A		
01	09/10	at Chiefs	S	7	5	2	0.0	0.0	0	0	0	0	0	0	0	0	0	0	0	0	0	0	0	0	0	0	L	20-34
02	09/20	Ravens	S	15	11	4	1.0	8.0	1	8	1	0	0	0	0	0	0	0	0	0	0	0	0	0	0	0	L	16-33
03	09/27	at Steelers	S	11	8	3	0.0	0.0	0	0	0	0	0	0	0	0	0	0	0	0	0	0	0	0	0	0	L	21-28
04	10/04	Vikings	S	10	7	3	0.0	0.0	0	0	0	0	0	0	0	0	0	0	0	0	0	0	0	0	0	0	L	23-31
05	10/11	Jaguars	S	10	7	3	1.0	1.0	2	1	1	0	0	0	0	0	0	0	0	0	0	0	0	0	0	0	W	30-14
06	10/18	at Titans	S	7	2	5	0.0	0.0	0	0	0	0	0	0	0	0	0	0	0	0	0	0	0	0	0	0	L	36-42+
07	10/25	Packers	S	11	4	7	0.0	0.0	0	0	0	0	0	0	0	0	0	0	0	0	0	0	0	0	0	0	L	20-35
09	11/08	at Jaguars	S	7	5	2	1.0	7.0	1	7	1	0	0	0	0	1	0	0	0	0	0	0	0	0	0	0	W	27-25
10	11/15	at Browns	S	13	8	5	0.0	0.0	0	0	0	0	0	0	0	0	0	0	0	1	1	0	0	0	0	0	L	7-10
2020 TOTALS			9-9	91	57	34	3.0	16.0	4	16	3	0	0	0	0	1	0	0	0	1	1	0	0	0	0	0	2-7	

+ - Overtime

## 2019 GAME-BY-GAME POSTSEASON STATISTICS (TEXANS)

W	DATE	OPPONENT	P/S	TACKLES								INTERCEPTIONS					FUMBLES			ST					MISC		W/L	SCORE
				TK	S	A	SK	YDS	TFL	YDS	QBH	NO	YDS	LG	TD	PD	FF	FR	YDS	TK	S	A	FF	FR	S	A		
01	01/04	Bills	S	9	5	4	0.0	0.0	1	2	0	0	0	0	0	1	0	0	0	0	0	0	0	0	0	0	W	22-19+
02	01/12	at Chiefs	S	7	5	2	0.0	0.0	1	2	1	0	0	0	0	1	0	0	0	0	0	0	0	0	0	0	L	31-51
2019 TOTALS			2-2	16	10	6	0.0	0.0	2	4	1	0	0	0	0	2	0	0	0	0	0	0	0	0	0	0	1-1	

+ - Overtime





# BRANDON DUNN

DEFENSIVE TACKLE

6-2 | 310 | LOUISVILLE

HOMETOWN: LOUISVILLE, KY. | AGE: 28

5TH NFL SEASON | 5TH WITH TEXANS | ACQUIRED: FA-'15

2020 GP/GS: 9/9 | CAREER GP/GS (POST): 72/33 (4/1)

TEAMS: CHI '14-15; HOU '15-20



92

**TRANSACTIONS:** Signed by the Chicago Bears as a college free agent on May 11, 2014...Waived by the Bears on Aug. 30, 2014...Signed to the Bears practice squad on Sept. 1, 2014...Signed to the Bears active roster on Nov. 26, 2014...Waived by the Bears on Sept. 5, 2015...Signed to the Bears practice squad on Sept. 8, 2015...Signed to the Bears active roster on Sept. 19, 2015...Waived by the Bears on Oct. 3, 2015...Signed to the Bears practice squad on Oct. 6, 2015...Signed to the Houston Texans active roster on Oct. 13, 2015...Waived by the Texans on Sept. 3, 2016...Signed to the Texans practice squad on Sept. 5, 2016...Signed to the Texans active roster on Oct. 5, 2016...Waived by the Texans on Oct. 13, 2016...Signed to the Texans practice squad on Oct. 15...Signed to the Texans active roster on Oct. 19, 2016...Waived by the Texans on Nov. 26, 2016...Signed to the Texans practice squad on Nov. 29, 2016...Signed by the Texans on Jan. 16, 2017...Signed a contract extension with the Texans on Feb. 19, 2020.

## 2020 (Houston 9/9):

- Started and totaled two tackles (one solo) in Week 1 at Kansas City (9/10)
- Notched a season-high four total tackles (two solo) in Week 2 vs. Baltimore (9/20)
- Logged four total tackles (one solo) and two quarterback hits, recording his first game with multiple quarterback hits in his NFL career in Week 4 against Minnesota (10/4)

## 2019 (Houston 16/6, 2/0):

- Played in all 16 games (six starts) for the second time in his career (2017) and racked up 25 total tackles (11 solo), one tackle for loss, 1.0 sack and four quarterback hits
- Appeared in both postseason contests and recorded two total tackles (one solo)
- Contributed to the defense as a reserve defensive lineman in the Week 3 win over the L.A. Chargers (9/22) and notched one solo tackle and one tackle for loss
- Registered one total tackle and one quarterback hit vs. Carolina (9/29)
- Registered a season-high four total tackles (two solo) vs. Oakland (10/27)
- Started at defensive end and notched three total tackles and one quarterback hit vs. New England (12/1)
- Tallied two total tackles and a quarterback hit at Tennessee (12/15)
- Logged three solo tackles, one tackle for loss, one quarterback hit and his first career sack at Tampa Bay (12/21), bringing down Buccaneers QB Jameis Winston for a loss of three yards in the third quarter

- Posted two total tackles (one solo) in the win over Buffalo in the Wild Card Round (1/4/20)

## 2018 (Houston 14/10, 1/1):

- Tallied 24 total tackles (13 solo), a career-high four tackles for loss and one forced fumble in 14 games with a career-high 10 starts
- Notched three total tackles (two solo) in the season opener at New England (9/9)
- Started at nose tackle and recorded five total tackles (three solo), including one tackle for loss
- Notched a career-high six total tackles (four solo), one tackle for loss and one forced fumble at Denver (11/4)
- Started at nose tackle and recorded two total tackles at Washington (11/18)
- Recorded one solo tackle, one pass defended and notched his first-career interception on Colts QB Andrew Luck in the Wild Card Round vs. Indianapolis (1/5/19). Became the third interior defensive lineman to record an interception in the postseason since 2000 and the first since Packers DT B.J. Raji in the 2010 NFC Championship Game

## 2017 (Houston 16/8):

- Recorded 26 total tackles (17 solo), three tackles for loss, two quarterback hits and one fumble recovery in a career-high 16 games played
- Tied a career high with three total tackles and notched the first tackle for loss of his career vs. Jacksonville (9/10)
- Recorded two assisted tackles and the first fumble recovery of his career vs. Tennessee (10/1)
- Made one tackle and recorded the first quarterback hit of his career vs. Cleveland (10/15)
- Started his first career game at nose tackle at Seattle (10/29)
- Started his second-consecutive game and recorded three total tackles and a quarterback hit vs. Indianapolis (11/5)
- Finished with a career-high four total tackles and had multiple tackles for loss in a game for the first time in his career at Baltimore (11/27)

## 2016 (Houston 2/0, 0/0):

- Spent Weeks 1-4, Week 6, Weeks 13-17 and the postseason on the Texans practice squad
- Inactive for Week 5 at Minnesota (10/9)
- Was active for the first time and contributed the first three solo tackles of his season at Denver (10/24) in Week

# TEXANS BIOS

7

- ✎ Inactive for Week 8 vs. Detroit (10/30)
- ✎ Played but did not record any statistics at Jacksonville (11/13) in Week 10
- ✎ Inactive for Week 11 at Oakland (11/21)

## 2015 (Chicago 1/0; Houston 11/0, 1/0):

- ✎ Played in a combined total of 12 games for Chicago and Houston and recorded nine total tackles, including five solo stops
- ✎ Played in one game for Chicago where he recorded two total tackles (one solo) vs. Arizona (9/20)
- ✎ Signed to the Texans active roster on Oct. 13
- ✎ Played in his first game for the Texans at Jacksonville (10/18)
- ✎ Registered one solo tackle in the AFC Wild Card Game vs. Kansas City (1/9/16)

## 2014 (Chicago 3/0):

- ✎ Made his NFL debut against Detroit (11/27)
- ✎ Made one solo tackle and had one pass defended vs. Detroit (12/21)

## COLLEGE:

- ✎ Played four seasons (2010-13) at the University of Louisville (Ky.)
- ✎ Played in 49 games for the Cardinals, starting 30
- ✎ Recorded career totals of 101 tackles, 3.0 sacks, two fumble recoveries and two passes defended

## PERSONAL:

- ✎ Attended Pleasure Ridge Park High School in Louisville, Ky.
- ✎ Three-year starter and team captain for the Panthers
- ✎ Named the team's Most Valuable Player and best offensive lineman in 2009
- ✎ Also named the team's top defensive lineman in 2008
- ✎ Recorded 65 total tackles and 16.0 sacks as a senior, including 30 solo tackles
- ✎ Recorded 50 total tackles and 16.0 sacks his junior year

## BRANDON DUNN'S NFL REGULAR SEASON DEFENSIVE STATISTICS

DATE	TEAM	GP	GS	TACKLES							QBH	INTERCEPTIONS					FUMBLES			ST					MISC	
				TK	S	A	TFL	YDS	SK	YDS		NO	YDS	LG	TD	PD	FF	FR	YDS	TK	S	A	FF	FR	S	A
2014	Bears	3	0	1	1	0	0	0	0.0	0.0	0	0	0	0	0	1	0	0	0	0	0	0	0	0	0	0
2015	Bears	1	0	2	1	1	0	0	0.0	0.0	0	0	0	0	0	0	0	0	0	0	0	0	0	0	0	0
2015	Texans	11	0	7	4	3	0	0	0.0	0.0	0	0	0	0	0	0	0	0	0	0	0	0	0	0	0	0
2015	TOTAL	12	0	9	5	4	0	0	0.0	0.0	0	0	0	0	0	0	0	0	0	0	0	0	0	0	0	0
2016	Texans	2	0	3	3	0	0	0	0.0	0.0	0	0	0	0	0	0	0	0	0	0	0	0	0	0	0	0
2017	Texans	16	8	26	17	9	3	5	0.0	0.0	2	0	0	0	0	0	0	1	0	0	0	0	0	0	0	0
2018	Texans	14	10	24	13	11	4	6	0.0	0.0	0	0	0	0	0	0	1	0	0	0	0	0	0	0	0	0
2019	Texans	16	6	25	11	14	1	3	1.0	3.0	4	0	0	0	0	0	0	0	0	0	0	0	0	0	0	0
2020	Texans	9	9	21	11	10	0	0	0.0	0.0	2	0	0	0	0	0	0	0	0	0	0	0	0	0	0	0
NFL TOTALS		72	33	109	61	48	8	14	1.0	3.0	8	0	0	0	0	1	1	1	0	0	0	0	0	0	0	0

## BRANDON DUNN'S NFL POSTSEASON DEFENSIVE STATISTICS

DATE	TEAM	GP	GS	TACKLES							QBH	INTERCEPTIONS					FUMBLES			ST					MISC	
				TK	S	A	TFL	YDS	SK	YDS		NO	YDS	LG	TD	PD	FF	FR	YDS	TK	S	A	FF	FR	S	A
2015	Texans	1	0	1	1	0	0	0	0.0	0.0	0	0	0	0	0	0	0	0	0	0	0	0	0	0	0	0
2018	Texans	1	1	1	1	0	0	0	0.0	0.0	0	1	0	0	0	1	0	0	0	0	0	0	0	0	0	0
2019	Texans	2	0	2	1	1	0	0	0.0	0.0	0	0	0	0	0	0	0	0	0	0	0	0	0	0	0	0
NFL TOTALS		4	1	4	3	1	0	0	0.0	0.0	0	1	0	0	0	1	0	0	0	0	0	0	0	0	0	0

## SINGLE-GAME HIGHS: DEFENSIVE

**Total Tackles** 6 at Denver Broncos, Nov 04, 2018  
**Sacks** 1.0 at Tampa Bay Buccaneers, Dec 21, 2019  
**Passes Defended** 1 vs. Detroit Lions, Dec 21, 2014

**Forced Fumbles** 1 at Denver Broncos, Nov 04, 2018  
**Fumble Recoveries** 1 vs. Tennessee Titans, Oct 01, 2017  
**Tackles For Loss** 2 at Baltimore Ravens, Nov 27, 2017

## SINGLE-GAME HIGHS - POSTSEASON: DEFENSIVE

**Total Tackles** 2 vs. Buffalo Bills, Jan 04, 2020  
**Passes Defended** 1 vs. Indianapolis Colts, Jan 05, 2019

**Interceptions** 1 vs. Indianapolis Colts, Jan 05, 2019

# TEXANS BIOS

## 2019 GAME-BY-GAME REGULAR SEASON STATISTICS (TEXANS)

				TACKLES										INTERCEPTIONS					FUMBLES			ST					MISC			
W	DATE	OPPONENT	P/S	TK	S	A	SK	YDS	TFL	YDS	QBH	NO	YDS	LG	TD	PD	FF	FR	YDS	TK	S	A	FF	FR	S	A	W/L	SCORE		
01	09/09	at Saints	P	0	0	0	0.0	0.0	0	0	0	0	0	0	0	0	0	0	0	0	0	0	0	0	0	0	L	28-30		
02	09/15	Jaguars	P	2	0	2	0.0	0.0	0	0	0	0	0	0	0	0	0	0	0	0	0	0	0	0	0	0	W	13-12		
03	09/22	at Chargers	P	0	0	0	0.0	0.0	0	0	0	0	0	0	0	0	0	0	0	0	0	0	0	0	0	0	W	27-20		
04	09/29	Panthers	P	1	0	1	0.0	0.0	0	0	1	0	0	0	0	0	0	0	0	0	0	0	0	0	0	0	L	10-16		
05	10/06	Falcons	P	1	1	0	0.0	0.0	0	0	0	0	0	0	0	0	0	0	0	0	0	0	0	0	0	0	W	53-32		
06	10/13	at Chiefs	P	0	0	0	0.0	0.0	0	0	0	0	0	0	0	0	0	0	0	0	0	0	0	0	0	0	W	31-24		
07	10/20	at Colts	P	0	0	0	0.0	0.0	0	0	0	0	0	0	0	0	0	0	0	0	0	0	0	0	0	0	L	23-30		
08	10/27	Raiders	P	4	2	2	0.0	0.0	0	0	0	0	0	0	0	0	0	0	0	0	0	0	0	0	0	0	W	27-24		
09	11/03	at Jaguars	S	0	0	0	0.0	0.0	0	0	0	0	0	0	0	0	0	0	0	0	0	0	0	0	0	0	W	26-3		
11	11/17	at Ravens	S	2	2	0	0.0	0.0	0	0	0	0	0	0	0	0	0	0	0	0	0	0	0	0	0	0	L	7-41		
12	11/21	Colts	P	3	2	1	0.0	0.0	0	0	0	0	0	0	0	0	0	0	0	0	0	0	0	0	0	0	W	20-17		
13	12/01	Patriots	S	3	0	3	0.0	0.0	0	0	1	0	0	0	0	0	0	0	0	0	0	0	0	0	0	0	W	28-22		
14	12/08	Broncos	S	2	0	2	0.0	0.0	0	0	0	0	0	0	0	0	0	0	0	0	0	0	0	0	0	0	L	24-38		
15	12/15	at Titans	S	2	0	2	0.0	0.0	0	0	1	0	0	0	0	0	0	0	0	0	0	0	0	0	0	0	W	24-21		
16	12/21	at Buccaneers	P	3	3	0	1.0	3.0	1	3	1	0	0	0	0	0	0	0	0	0	0	0	0	0	0	0	W	23-20		
17	12/29	Titans	S	2	1	1	0.0	0.0	0	0	0	0	0	0	0	0	0	0	0	0	0	0	0	0	0	0	L	14-35		
2019 TOTALS			16-6	25	11	14	1.0	3.0	1	3	4	0	0	0	0	0	0	0	0	0	0	0	0	0	0	0	10-6			

## 2020 GAME-BY-GAME REGULAR SEASON STATISTICS (TEXANS)

				TACKLES							INTERCEPTIONS					FUMBLES			ST				MISC					
W	DATE	OPPONENT	P/S	TK	S	A	SK	YDS	TFL	YDS	QBH	NO	YDS	LG	TD	PD	FF	FR	YDS	TK	S	A	FF	FR	S	A	W/L	SCORE
01	09/10	at Chiefs	S	2	1	1	0.0	0.0	0	0	0	0	0	0	0	0	0	0	0	0	0	0	0	0	0	0	L	20-34
02	09/20	Ravens	S	4	2	2	0.0	0.0	0	0	0	0	0	0	0	0	0	0	0	0	0	0	0	0	0	0	L	16-33
03	09/27	at Steelers	S	1	1	0	0.0	0.0	0	0	0	0	0	0	0	0	0	0	0	0	0	0	0	0	0	0	L	21-28
04	10/04	Vikings	S	4	1	3	0.0	0.0	0	0	2	0	0	0	0	0	0	0	0	0	0	0	0	0	0	0	L	23-31
05	10/11	Jaguars	S	3	2	1	0.0	0.0	0	0	0	0	0	0	0	0	0	0	0	0	0	0	0	0	0	0	W	30-14
06	10/18	at Titans	S	0	0	0	0.0	0.0	0	0	0	0	0	0	0	0	0	0	0	0	0	0	0	0	0	0	L	36-42+
07	10/25	Packers	S	2	1	1	0.0	0.0	0	0	0	0	0	0	0	0	0	0	0	0	0	0	0	0	0	0	L	20-35
09	11/08	at Jaguars	S	2	1	1	0.0	0.0	0	0	0	0	0	0	0	0	0	0	0	0	0	0	0	0	0	0	W	27-25
10	11/15	at Browns	S	3	2	1	0.0	0.0	0	0	0	0	0	0	0	0	0	0	0	0	0	0	0	0	0	0	L	7-10
2020 TOTALS			9-9	21	11	10	0.0	0.0	0	0	2	0	0	0	0	0	0	0	0	0	0	0	0	0	0	0	2-7	

+ - Overtime

## 2019 GAME-BY-GAME POSTSEASON STATISTICS (TEXANS)

			2019 GAME BY GAME PERFORMANCE STATISTICS (LEAGUE)																									
			TACKLES									INTERCEPTIONS						FUMBLES			ST				MISC			
W	DATE	OPPONENT	P/S	TK	S	A	SK	YDS	TFL	YDS	QBH	NO	YDS	LG	TD	PD	FF	FR	YDS	TK	S	A	FF	FR	S	A	W/L	SCORE
01	01/04	Bills	P	2	1	1	0.0	0.0	0	0	0	0	0	0	0	0	0	0	0	0	0	0	0	0	0	0	W	22-19+
02	01/12	at Chiefs	P	0	0	0	0.0	0.0	0	0	0	0	0	0	0	0	0	0	0	0	0	0	0	0	0	0	L	31-51
2019 TOTALS			2-0	2	1	1	0.0	0.0	0	0	0	0	0	0	0	0	0	0	0	0	0	0	0	0	0	0	1-1	

+ - Overtime



# KA'IMI FAIRBAIRN

KICKER

6-0 | 183 | UCLA

HOMETOWN: KAILUA, HAWAII | AGE: 26

5TH NFL SEASON | 5TH WITH TEXANS | ACQUIRED: CFA-'16

2020 GP/GS: 9/0 | CAREER GP/GS (POST): 57/0 (3/0)

TEAMS: HOU '16-20



7

**TRANSACTIONS:** Signed by the Houston Texans as a college free agent on May 6, 2016...Signed a contract extension with the Texans on March 10, 2020.

## 2020 (Houston 9/0):

- Converted two extra points in Week 1 at Kansas City (9/10)
  - Scored 10 points on three made field goals and one made extra point to post his 14th career game with at least 10 points scored
  - Totaled 11 points on three made field goals and two made extra point attempts, including a season-long 50-yard field goal in Week 4 against Minnesota (10/4)
  - Scored a season-best 12 points on three made field goals and three made extra point attempts in Week 5 vs. Jacksonville (10/11)
  - Scored eight points on two made field goals and two made extra point attempts in Week 7 vs. Green Bay (10/25), passing Andre Johnson (388) for third-most points scored in franchise history
  - Scored nine points and eclipsed 400 points scored in his career, becoming the third Texan to do so (Kris Brown and Arian Foster) in Week 9 at Jacksonville (11/8)
- Notched the second punt of his NFL career in Week 10 at Cleveland (11/15) on a 26-yarder that pinned the Browns at the four-yard line

## 2019 (Houston 16/0, 2/0):

- Scored 100 points on the season, connecting on 20-of-25 field goal attempts (80.0 percent) and 40-of-45 extra point attempts (88.9 percent)
- Went 2-for-2 on field goal attempts and added an extra point in the win vs. Jacksonville (9/15). Extended his streak to 17 field goals made without a miss, dating back to Week 12 of the 2018 season, which marked the second-longest streak in team history (Neil Rackers: 18, 2010-11)
- Scored four points on one made field goal and one made extra point attempt vs. Carolina (9/29). Passed Neil Rackers (259) for fifth on the franchise's all-time scoring list with 260 and also passed Neil Rackers (59) for the third-most field goals made in franchise history with his 60th
- Scored 11 points on two made field goals and five made extra point attempts vs. Atlanta (10/6). Passed Randy Bullock (61) for the second-most career field goals made in franchise history

- Connected on 3-of-3 field goal attempts and added two made extra points, scoring 11 points at Indianapolis (10/20). Notched his 10th career game with three-or-more made field goals
- Scored nine points on two made field goals (33, 40) and three made extra point attempts vs. Oakland (10/27)
- Scored six points on one made field goal and three made extra point attempts vs. Denver (12/8), including a season-long 54-yard field goal
- Connected on a 29-yard field goal attempt in the fourth quarter to extend Houston's lead to 24-14 and added three made extra point attempts at Tennessee (12/15)
- Went 3-for-3 on field goal attempts and added two extra points at Tampa Bay (12/21). Logged his first career punt for 26 yards and landed it on the Buccaneers' 10-yard line
- Scored six points on two made field goal attempts in the Wild Card Round vs. Buffalo (1/4/20), including a 28-yard game-winning field goal in overtime, notching the first game-winning field goal in the postseason in Texans history

## 2018 (Houston 16/0, 1/0):

- Set franchise records and led the NFL in points scored (150) and field goals made (37) in 2018
- Connected on his final 15 field goal attempts of the season
- Connected on both field goal attempts, two extra points and recorded touchbacks on four of his five kickoffs at New England (9/9)
- Made all three field goal attempts, including a season-long 54-yarder, and one extra point vs. the N.Y. Giants (9/23)
- Connected on 3-of-4 field goals including a 29-yarder to tie the game in overtime and his first career game-winning field goal, a 37-yarder, at Indianapolis (9/30)
- Scored 13 total points on four made field goals and one made extra point attempt vs. Dallas (10/7). Made a game-winning 36-yard field goal in overtime, becoming the first kicker to hit game-winning field goals in overtime in consecutive games since Eagles K David Akers in Weeks 10-11 of the 2000 season
- Scored eight total points on two made field goals and two made extra points at Jacksonville (10/21)
- Scored 11 total points on three made field goals and two made extra point attempts at Washington (11/18)
- Made two field goals and three extra points vs. Tennessee (11/26). Set the franchise record for the most points



scored through 12 weeks of a season

- Scored 17 total points on five made field goals and two made extra point attempts vs. Cleveland (12/2). Set new single-game career highs with five made field goals and 17 points scored and broke the franchise record for the most points scored through 13 weeks of a season with 116
- Connected on all five field goal attempts and two extra point attempts at the N.Y. Jets (12/15). Tied his season high for points scored (17) and field goals made (five)
- Scored six total points on one made field goal and three made extra point attempts at Philadelphia (12/23). Passed Shayne Graham (138 in 2012) for the most points scored in a single season in franchise history
- Scored eight total points on two made field goals and two made extra point attempts and passed Nick Novak (35 in 2016) for the most field goals made in a single season in Texans history (37) vs. Jacksonville (12/30)
- Connected on one extra point attempt in his postseason debut in the Wild Card Round vs. Indianapolis (1/5/19)

## 2017 (Houston 16/0):

- Made 11 straight field goal attempts to start the 2017 season, the most consecutive field goals made to start a Texans career in franchise history
- Recorded 49 touchbacks, which set a single-season franchise record and tied for the seventh-most touchbacks in the NFL in 2017
- Produced 92 points, which is the most by a first-year player in Texans history and the third-most by a rookie in 2017
- Added one extra point while recording touchbacks on both his kicks in his NFL debut vs. Jacksonville (9/10)
- Attempted and made his first two career field goals while accounting for over half of the team's points at Cincinnati (9/14)
- Converted all four field goals and three extra point attempts to produce 15 points at New England (9/24)
- Tallied three field goal conversions and six extra points to produce 15 total points of offense for the second consecutive week vs. Tennessee (10/1)
- Extended his franchise record by converting his 11th straight kick to start his Texans career at Seattle (10/29)
- Scored 10 total points on three made field goal attempts and one extra point conversion at Baltimore (11/27)
- Connected on a career-long 55-yard field goal and added an extra point vs. San Francisco (12/10)
- Launched a 52-yard field goal, converted on another kick and added on successfully extra point try at Indianapolis (12/31)

## 2016 (Houston 0/0, 0/0):

- Placed on the Reserve/Injured List on Aug. 30

## COLLEGE:

- Played four seasons (2012-15) at the University of California, Los Angeles
- Lou Groza Award winner in 2015
- Became the all-time leading scorer for the Pac-12 Conference and UCLA during the 2015 season
- A consensus first-team All-America selection (AP, FWAA, AFCA, Walter Camp, SI.com) following his senior season
- Finished his career by connecting on 41 straight field goal attempts from 35 yards and in
- Tied a UCLA record by connecting on a 60-yard field goal in 2015
- Handled all of the Bruins' placekicking duties in his four seasons with the program
- Added kickoff duty in years two, three and four
- First Bruin to score more than 100 points in four straight seasons

## PERSONAL:

- Full name is John Christian Ka'iminoeauloameka'ikeokekumupa'a Fairbairn
- Attended Punahou School in Honolulu
- Name is pronounced Ka'imi (Kuh-EE-me) Fairbairn (Fair-Bairn)
- Two-star recruit according to Rivals.com and Scout.com
- As a senior, put 95 percent of his kickoffs into the end zone, and hit 13-of-18 field goal tries, including one from 55 yards
- Named first-team all-state as a senior and junior and to the All-ILH Division Team
- Earned second-team all-state honors as a sophomore
- Three-year winner of the Special Team MVP Award
- Also played soccer (central defender) for coach Dave Trifonovitch
- Named first-team all-state as a senior and junior for the two-time state champs
- ILH Defensive Player of the Year his last two seasons.
- Born in Kailua, Hawaii
- Parents are John and Rochelle Fairbairn
- Has one younger brother, Kona, and one younger sister, Kiara
- Earned a spot on the UCLA Athletic Director's Honor Roll in Fall 2012, Spring 2015
- Hobbies include playing golf

## KA'IMI FAIRBAIRN'S NFL REGULAR SEASON KICKING STATISTICS

DATE	TEAM	GP	FGM	FGA	PCT.	LG	XP	XPA	PCT.	BLK	PTS
2016	Texans	0	0	0	0.0	0	0	0	0.0	0	0
2017	Texans	16	20	25	80.0	55	32	35	91.4	0	92
2018	Texans	16	37	42	88.1	54	39	41	95.1	0	150
2019	Texans	16	20	25	80.0	54	40	45	88.9	0	100
2020	Texans	9	14	17	82.4	54	20	21	95.2	0	62
NFL TOTALS		57	91	109	83.5	55	131	142	92.3	0	404

# TEXANS BIOS

## KA'IMI FAIRBAIRN'S NFL POSTSEASON KICKING STATISTICS

DATE	TEAM	GP	FGM	FGA	PCT.	LG	XP	XPA	PCT.	BLK	PTS
2018	Texans	1	0	0	0.0	0	1	1	100.0	0	1
2019	Texans	2	3	4	75.0	41	4	4	100.0	0	13
NFL TOTALS		3	3	4	75.0	41	5	5	100.0	0	14

## KA'IMI FAIRBAIRN'S NFL REGULAR SEASON FIELD-GOAL ACCURACY STATISTICS

DATE	TEAM	1-19	PCT.	20-29	PCT.	30-39	PCT.	40-49	PCT.	50+	PCT.
2016	Texans	0-0	0.0	0-0	0.0	0-0	0.0	0-0	0.0	0-0	0.0
2017	Texans	0-0	0.0	3-4	75.0	8-10	80.0	6-7	85.7	3-4	75.0
2018	Texans	1-1	100.0	9-9	100.0	11-11	100.0	12-15	80.0	4-6	66.7
2019	Texans	0-0	0.0	5-5	100.0	8-8	100.0	4-6	66.7	3-6	50.0
2020	Texans	0-0	0.0	3-3	100.0	6-6	100.0	3-5	60.0	2-3	66.7
NFL TOTALS		1-1	100.0	20-21	95.2	33-35	94.3	25-33	75.8	12-19	63.2

## KA'IMI FAIRBAIRN'S NFL POSTSEASON FIELD-GOAL ACCURACY STATISTICS

DATE	TEAM	1-19	PCT.	20-29	PCT.	30-39	PCT.	40-49	PCT.	50+	PCT.
2018	Texans	0-0	0.0	0-0	0.0	0-0	0.0	0-0	0.0	0-0	0.0
2019	Texans	0-0	0.0	1-1	100.0	1-1	100.0	1-1	100.0	0-1	0.0
NFL TOTALS		0-0	0.0	1-1	100.0	1-1	100.0	1-1	100.0	0-1	0.0

## SINGLE-GAME HIGHS: KICKER

<b>Field Goals Made</b>	5 at New York Jets, Dec 15, 2018 ...1 more at 5.	<b>PAT Attempts</b>	7 vs. Atlanta Falcons, Oct 06, 2019 ...1 more at 7.
<b>Field Goal Attempts</b>	5 at New York Jets, Dec 15, 2018 ...3 more at 5.	<b>Points</b>	17 at New York Jets, Dec 15, 2018 ...1 more at 17.
<b>Longest Field Goals Made</b>	55 vs. San Francisco 49ers, Dec 10, 2017	<b>Special Teams Tackles</b>	1 vs. Denver Broncos, Dec 08, 2019 ...2 more at 1.
<b>PATs Made</b>	6 vs. Miami Dolphins, Oct 25, 2018 ...1 more at 6.		

## SINGLE-GAME HIGHS - POSTSEASON: KICKER

<b>Field Goals Made</b>	2 vs. Buffalo Bills, Jan 04, 2020	<b>PATs Made</b>	4 at Kansas City Chiefs, Jan 12, 2020
<b>Field Goal Attempts</b>	2 at Kansas City Chiefs, Jan 12, 2020 ...1 more at 2.	<b>PAT Attempts</b>	4 at Kansas City Chiefs, Jan 12, 2020
<b>Longest Field Goals Made</b>	41 vs. Buffalo Bills, Jan 04, 2020	<b>Points</b>	7 at Kansas City Chiefs, Jan 12, 2020

# TEXANS BIOS

## 2019 GAME-BY-GAME REGULAR SEASON STATISTICS (TEXANS)

W	DATE	OPPONENT		FIELD GOALS				EXTRA POINTS				PTS	W/L	SCORE
				FGM	FGA	PCT	LG	XP	XPA	PCT	BLK			
01	09/09	at Saints	P	0	0	0.0	0	4	4	100.0	0	4	L	28-30
02	09/15	Jaguars	P	2	2	100.0	39	1	1	100.0	0	7	W	13-12
03	09/22	at Chargers	P	0	1	0.0	0	3	4	75.0	0	3	W	27-20
04	09/29	Panthers	P	1	2	50.0	37	1	1	100.0	0	4	L	10-16
05	10/06	Falcons	P	2	2	100.0	50	5	7	71.4	0	11	W	53-32
06	10/13	at Chiefs	P	1	2	50.0	44	2	3	66.7	0	5	W	31-24
07	10/20	at Colts	P	3	3	100.0	47	2	2	100.0	0	11	L	23-30
08	10/27	Raiders	P	2	2	100.0	40	3	3	100.0	0	9	W	27-24
09	11/03	at Jaguars	P	2	3	66.7	52	2	3	66.7	1	8	W	26-3
11	11/17	at Ravens	P	0	1	0.0	0	1	1	100.0	0	1	L	7-41
12	11/21	Colts	P	2	2	100.0	36	2	2	100.0	0	8	W	20-17
13	12/01	Patriots	P	0	0	0.0	0	4	4	100.0	0	4	W	28-22
14	12/08	Broncos	P	1	1	100.0	54	3	3	100.0	0	6	L	24-38
15	12/15	at Titans	P	1	1	100.0	29	3	3	100.0	0	6	W	24-21
16	12/21	at Buccaneers	P	3	3	100.0	37	2	2	100.0	0	11	W	23-20
17	12/29	Titans	P	0	0	0.0	0	2	2	100.0	0	2	L	14-35
2019 TOTALS			16	20	25	80.0	54	40	45	88.9	1	100	10-6	

## 2020 GAME-BY-GAME REGULAR SEASON STATISTICS (TEXANS)


W	DATE	OPPONENT		FIELD GOALS				EXTRA POINTS				PTS	W/L	SCORE
				FGM	FGA	PCT	LG	XP	XPA	PCT	BLK			
01	09/10	at Chiefs	P	0	1	0.0	0	2	2	100.0	0	2	L	20-34
02	09/20	Ravens	P	3	3	100.0	45	1	1	100.0	0	10	L	16-33
03	09/27	at Steelers	P	0	0	0.0	0	3	3	100.0	0	3	L	21-28
04	10/04	Vikings	P	3	3	100.0	50	2	2	100.0	0	11	L	23-31
05	10/11	Jaguars	P	3	3	100.0	46	3	3	100.0	0	12	W	30-14
06	10/18	at Titans	P	1	1	100.0	38	3	4	75.0	0	6	L	36-42+
07	10/25	Packers	P	2	3	66.7	38	2	2	100.0	0	8	L	20-35
09	11/08	at Jaguars	P	2	2	100.0	54	3	3	100.0	0	9	W	27-25
10	11/15	at Browns	P	0	1	0.0	0	1	1	100.0	0	1	L	7-10
2020 TOTALS			9	14	17	82.4	54	20	21	95.2	0	62	2-7	

+ - Overtime

## 2019 GAME-BY-GAME POSTSEASON STATISTICS (TEXANS)

W	DATE	OPPONENT		FIELD GOALS				EXTRA POINTS				PTS	W/L	SCORE
				FGM	FGA	PCT	LG	XP	XPA	PCT	BLK			
01	01/04	Bills	P	2	2	100.0	41	0	0	0.0	0	6	W	22-19+
02	01/12	at Chiefs	P	1	2	50.0	31	4	4	100.0	0	7	L	31-51
2019 TOTALS			2	3	4	75.0	41	4	4	100.0	0	13	1-1	

+ - Overtime



# DARREN FELLS

TIGHT END

6-7 | 270 | CALIFORNIA-IRVINE

HOMETOWN: FULLERTON, CALIF. | AGE: 34

7TH NFL SEASON | 2ND WITH TEXANS | ACQUIRED: FA-'19

2020 GP/GS: 9/9 | CAREER GP/GS (POST): 96/72 (5/4)

TEAMS: ARI '13-16; DET '17; CLE '18; HOU '19-20



87

**TRANSACTIONS:** Signed by the Seattle Seahawks on March 6, 2013...Waived by the Seahawks on May 8, 2013...Signed by the Seahawks on May 20, 2013...Waived by the Seahawks on Aug. 31, 2013...Signed to the Arizona Cardinals' practice squad on Oct. 9, 2013...Signed by the Cardinals on Jan. 1, 2014...Re-signed by the Cardinals on Feb. 1, 2016...Signed by the Detroit Lions as an unrestricted free agent on March 11, 2017...Signed by the Cleveland Browns as an unrestricted free agent on March 15, 2018...Signed by the Houston Texans as a free agent on March 19, 2019...Signed a contract extension with the Texans on March 10, 2020.

## CAREER:

- Registered 119 receptions for 1,417 yards (11.9 avg.) and 20 touchdowns in 96 career games played with 72 starts for four NFL franchises from 2013-20
- One of only seven tight ends in the NFL to average at least 10.0 yards per reception every season since 2014
- Tallied 12 receptions for 110 yards (9.2 avg.) and three touchdowns in five career postseason games
- Became the only NFL player with more than 10 receiving touchdowns (13) on less than 100 targets (77) since 2017
- Passed Owen Daniels (six in 2012) and Joel Dreessen (six in 2011) for the most touchdown receptions by a tight end in a single season in Texans history
- Played professional basketball internationally in Argentina, Mexico, France, Belgium and Finland before returning to the United States to play football in 2013

## 2020 (Houston 9/9):

- Started and caught two passes for 19 yards (9.5 avg.) in Week 1 at Kansas City (9/10)
- Caught his first receiving touchdown of the season on a 10-yard pass from QB Deshaun Watson in Week 2 vs. Baltimore (9/20)
- Finished with two receptions for 57 yards (28.5 avg.) and one receiving touchdown in Week 5 vs. Jacksonville (10/11). His 44-yard touchdown reception the third-longest receiving touchdown by a tight end in franchise history
- Finished with a career-high 85 yards on six receptions (14.2 avg.) and one receiving touchdown in Week 6 at Tennessee (10/18), which was the most receiving yards by a Texans tight end since Ryan Griffin also had 85 receiving yards in Week 15 of 2016

## 2019 (Houston 16/14, 2/2):

- Played in all 16 games (14 starts) in his first season with the Texans and established single-season career highs in receptions (34), receiving yards (341) and receiving touchdowns (7)
- His seven touchdowns set a new franchise record for touchdown receptions by a tight end in a single season and made him the only player in the NFL with at least seven touchdown receptions on less than 50 targets in 2019
- Started in both postseason contests and set career postseason highs with seven receptions for 59 yards (8.4 avg.) and notched one touchdown
- Started in the season opener at New Orleans (9/9), his Texans debut
- Notched his first touchdown as a member of the Texans and the 11th of his career in the Week 3 win over the L.A. Chargers (9/22). Finished the game with five receptions for 49 yards (9.8 avg.) and a touchdown
- Pulled in two receptions for 20 receiving yards (10.0 avg.) and two touchdowns vs. Atlanta (10/6). His two touchdowns tied his single-game career high and marked his second career game with multiple receiving touchdowns
- Set a new single-game career high with six receptions and posted 69 receiving yards (11.5 avg.) at Kansas City (10/13), the second most receiving yards in a game in his career
- Finished with 58 receiving yards and two touchdowns on six receptions (9.7 avg.) vs. Oakland (10/27), including a season-long 23-yard reception. Posted his third career game with multiple receiving touchdowns, which ties Eric Ebron (three) and Zach Ertz (three) for the second-most games with multiple touchdowns among tight ends since 2017, trailing only Travis Kelce (four)
- Caught one pass for a one-yard touchdown at Jacksonville (11/3) for his sixth touchdown of the season, which led all NFL tight ends through Week 9 and tied Owen Daniels (six in 2012) and Joel Dreessen (six in 2011) for the most touchdown receptions by a tight end in a single season in franchise history
- Notched 23 receiving yards and one touchdown on two catches (11.5 avg.) vs. New England (12/1), setting a new franchise mark for most touchdown receptions in a single season by a tight end
- Set postseason single-game career highs in receptions and receiving yards, recording four receptions for 37 yards (9.3 avg.) in the win over Buffalo in the Wild Card Round (1/4/20)



## TEXANS BIOS

- ✦ Pulled in three passes for 22 yards (7.3 avg.) and a touchdown in the Divisional Round at Kansas City (1/12/20)

### 2018 (Cleveland 16/11):

- ✦ Recorded 11 receptions for 117 yards (10.6 avg.) and three touchdowns, and helped the Browns rushing offense improve from 4.46 yards per carry in 2017 to 4.61 in 2018
- ✦ Hauled in a career-long 49-yard touchdown at Oakland (9/30)
- ✦ Tallied one reception for six yards (6.0 avg.) and one touchdown at Cincinnati (11/25)
- ✦ Notched a season-high three receptions for 18 yards (6.0 avg.) and one touchdown vs. Cincinnati (12/23)

### 2017 (Detroit 16/13):

- ✦ Finished with 17 receptions for 177 yards (10.4 avg.) and three touchdowns in 16 games played
- ✦ Registered four receptions for 40 yards (10.0 avg.) at Minnesota (10/1)
- ✦ Hauled in two receptions for 24 yards (12.0 avg.) and a career-high two touchdowns vs. Carolina (10/8)
- ✦ Caught two passes for 26 yards (13.0 avg.) and one touchdown at New Orleans (10/15)

### 2016 (Arizona 14/7):

- ✦ Tallied 14 receptions for 154 yards (11.0 avg.) and one interception in 14 games played
- ✦ Helped block for an offense which recorded the third-most rushing touchdowns (20) in the NFL
- ✦ Matched a career high with four receptions for 31 yards (7.8 avg.) vs. Tampa Bay (9/18)
- ✦ Hauled in a 37-yard touchdown reception at the L.A. Rams (1/1/17)

### 2015 (Arizona 14/12, 2/1):

- ✦ Registered a career-high 21 receptions for 311 yards (14.8 avg.) and three touchdowns in 14 games played
- ✦ Notched four receptions for a career-high 82 yards (20.5

- avg.) and one touchdown vs. New Orleans (9/13)
- ✦ Caught two passes for 25 yards (12.5 avg.) and one touchdown at Detroit (10/11)
- ✦ Hauled in an 18-yard touchdown vs. Cincinnati (11/22)
- ✦ Recorded three receptions for 54 yards (18.0 avg.) at Philadelphia (12/20)
- ✦ Finished with two receptions for 36 yards (18.0 avg.) and one touchdown at Carolina in the NFC Championship Game (1/24/16)

### 2014 (Arizona 10/5, 1/1):

- ✦ Recorded five receptions for 71 yards (14.2 avg.) in 10 games as a rookie
- ✦ Notched two receptions for 39 yards (19.5 avg.) at San Francisco (12/28)
- ✦ Caught one pass for one yard and his first-career touchdown in his postseason debut in the Wild Card Playoff at Carolina (1/3/15)

### COLLEGE:

- ✦ Played basketball for four seasons (2004-08) at the University of California, Irvine (Calif.)
- ✦ Averaged 10.2 points and 6.3 rebounds per game in 123 career games (93 starts)
- ✦ Earned second-team All-Big West honors as a senior in 2007-08
- ✦ Named All-Big West honorable mention as a sophomore in 2005-06 and again as a junior in 2006-07

### PERSONAL:

- ✦ Attended Fullerton (Calif.) High School
- ✦ Earned all-state honors as a tight end in football, and was an All-CIF Southern Section II-A first-team selection
- ✦ Brother, Daniel, is a former NFL tight end for the New England Patriots, New York Giants, Denver Broncos and St. Louis Rams
- ✦ Played professional basketball internationally in Argentina, Mexico, France, Belgium and Finland before returning to the United States to play football
- ✦ Majored in sociology at UC Irvine

### DARREN FELL'S' NFL REGULAR SEASON RUSHING/RECEIVING STATISTICS

DATE	TEAM	GP	GS	RECEIVING					RUSHING				
				NO.	YDS.	AVG.	LG	TD	NO.	YDS.	AVG.	LG	TD
2013	Cardinals	0	0	0	0	0.0	0	0	0	0	0.0	0	0
2014	Cardinals	10	5	5	71	14.2	24	0	0	0	0.0	0	0
2015	Cardinals	15	13	21	311	14.8	48	3	0	0	0.0	0	0
2016	Cardinals	14	7	14	154	11.0	37t	1	0	0	0.0	0	0
2017	Lions	16	13	17	177	10.4	23	3	0	0	0.0	0	0
2018	Browns	16	11	11	117	10.6	49t	3	0	0	0.0	0	0
2019	Texans	16	14	34	341	10.0	24	7	0	0	0.0	0	0
2020	Texans	9	9	17	246	14.5	44t	3	0	0	0.0	0	0
NFL TOTALS		96	72	119	1,417	11.9	49t	20	0	0	0.0	0	0

# TEXANS BIOS

## DARREN FELLS' NFL POSTSEASON RUSHING/RECEIVING STATISTICS

DATE	TEAM	GP	GS	RECEIVING					RUSHING				
				NO.	YDS.	AVG.	LG	TD	NO.	YDS.	AVG.	LG	TD
2014	Cardinals	1	1	1	1	1.0	1t	1	0	0	0.0	0	0
2015	Cardinals	2	1	4	50	12.5	21t	1	0	0	0.0	0	0
2019	Texans	2	2	7	59	8.4	14	1	0	0	0.0	0	0
NFL TOTALS		5	4	12	110	9.2	21t	3	0	0	0.0	0	0

### SINGLE-GAME HIGHS: RUSHING/RECEIVING

<b>Receptions</b>	6 at Tennessee Titans, Oct 18, 2020 ...2 more at 6.	<b>Kickoff Return Yards</b>	10 vs. Chicago Bears, Dec 16, 2017
<b>Receiving Yards</b>	85 at Tennessee Titans, Oct 18, 2020	<b>Longest Kickoff Return</b>	10 vs. Chicago Bears, Dec 16, 2017
<b>Longest Receptions</b>	49t at Oakland Raiders, Sep 30, 2018	<b>Special Teams Tackles</b>	1 at Oakland Raiders, Sep 30, 2018
<b>Receiving TDs</b>	2 vs. Oakland Raiders, Oct 27, 2019 ...2 more at 2.	<b>Miscellaneous Tackles</b>	1 at Baltimore Ravens, Nov 17, 2019 ...2 more at 1.
<b>All-purpose yards</b>	85 at Tennessee Titans, Oct 18, 2020	<b>Most TDs</b>	2 vs. Oakland Raiders, Oct 27, 2019 ...2 more at 2.
<b>Kickoff Returns</b>	1 vs. Chicago Bears, Dec 16, 2017		

### SINGLE-GAME HIGHS - POSTSEASON: RUSHING/RECEIVING

<b>Receptions</b>	4 vs. Buffalo Bills, Jan 04, 2020	<b>Receiving TDs</b>	1 at Kansas City Chiefs, Jan 12, 2020 ...2 more at 1.
<b>Receiving Yards</b>	37 vs. Buffalo Bills, Jan 04, 2020	<b>All-purpose yards</b>	37 vs. Buffalo Bills, Jan 04, 2020
<b>Longest Receptions</b>	21t at Carolina Panthers, Jan 24, 2016	<b>Most TDs</b>	1 at Kansas City Chiefs, Jan 12, 2020 ...2 more at 1.

### 2019 GAME-BY-GAME REGULAR SEASON STATISTICS (TEXANS)

W	DATE	OPPONENT	P/S	RECEIVING					RUSHING					W/L	SCORE
				NO.	YDS.	AVG.	LG	TD	NO.	YDS.	AVG.	LG	TD		
01	09/09	at Saints	S	0	0	0.0	0	0	0	0	0.0	0	0	L	28-30
02	09/15	Jaguars	S	1	9	9.0	9	0	0	0	0.0	0	0	W	13-12
03	09/22	at Chargers	S	5	49	9.8	16t	1	0	0	0.0	0	0	W	27-20
04	09/29	Panthers	S	1	12	12.0	12	0	0	0	0.0	0	0	L	10-16
05	10/06	Falcons	S	2	20	10.0	12t	2	0	0	0.0	0	0	W	53-32
06	10/13	at Chiefs	S	6	69	11.5	18	0	0	0	0.0	0	0	W	31-24
07	10/20	at Colts	S	2	27	13.5	19	0	0	0	0.0	0	0	L	23-30
08	10/27	Raiders	S	6	58	9.7	23	2	0	0	0.0	0	0	W	27-24
09	11/03	at Jaguars	S	1	1	1.0	1t	1	0	0	0.0	0	0	W	26-3
11	11/17	at Ravens	S	1	18	18.0	18	0	0	0	0.0	0	0	L	7-41
12	11/21	Colts	S	1	24	24.0	24	0	0	0	0.0	0	0	W	20-17
13	12/01	Patriots	S	2	23	11.5	13t	1	0	0	0.0	0	0	W	28-22
14	12/08	Broncos	P	2	2	1.0	2	0	0	0	0.0	0	0	L	24-38
15	12/15	at Titans	S	1	2	2.0	2	0	0	0	0.0	0	0	W	24-21
16	12/21	at Buccaneers	S	3	27	9.0	17	0	0	0	0.0	0	0	W	23-20
17	12/29	Titans	P	0	0	0.0	0	0	0	0	0.0	0	0	L	14-35
2019 TOTALS			16-14	34	341	10.0	24	7	0	0	0.0	0	0	10-6	

# TEXANS BIOS

## 2020 GAME-BY-GAME REGULAR SEASON STATISTICS (TEXANS)

W	DATE	OPPONENT	P/S	RECEIVING					RUSHING					W/L	SCORE
				NO.	YDS.	AVG.	LG	TD	NO.	YDS.	AVG.	LG	TD		
01	09/10	at Chiefs	S	2	19	9.5	12	0	0	0	0.0	0	0	L	20-34
02	09/20	Ravens	S	2	23	11.5	13	1	0	0	0.0	0	0	L	16-33
03	09/27	at Steelers	S	0	0	0.0	0	0	0	0	0.0	0	0	L	21-28
04	10/04	Vikings	S	2	21	10.5	14	0	0	0	0.0	0	0	L	23-31
05	10/11	Jaguars	S	2	57	28.5	44t	1	0	0	0.0	0	0	W	30-14
06	10/18	at Titans	S	6	85	14.2	35	1	0	0	0.0	0	0	L	36-42+
07	10/25	Packers	S	0	0	0.0	0	0	0	0	0.0	0	0	L	20-35
09	11/08	at Jaguars	S	2	26	13.0	19	0	0	0	0.0	0	0	W	27-25
10	11/15	at Browns	S	1	15	15.0	15	0	0	0	0.0	0	0	L	7-10
2020 TOTALS			9-9	17	246	14.5	44t	3	0	0	0.0	0	0	2-7	

+ - Overtime

## 2019 GAME-BY-GAME POSTSEASON STATISTICS (TEXANS)

W	DATE	OPPONENT	P/S	RECEIVING					RUSHING					W/L	SCORE
				NO.	YDS.	AVG.	LG	TD	NO.	YDS.	AVG.	LG	TD		
01	01/04	Bills	S	4	37	9.3	14	0	0	0	0.0	0	0	W	22-19+
02	01/12	at Chiefs	S	3	22	7.3	9	1	0	0	0.0	0	0	L	31-51
2019 TOTALS			2-2	7	59	8.4	14	1	0	0	0.0	0	0	1-1	

+ - Overtime



# WILL FULLER V

WIDE RECEIVER

6-0 | 184 | NOTRE DAME

HOMETOWN: PHILADELPHIA, PA. | AGE: 26

5TH NFL SEASON | 5TH WITH TEXANS | ACQUIRED: 01-'16

2020 GP/GS: 9/9 | CAREER GP/GS (POST): 51/50 (3/3)

TEAMS: HOU '16-'20



15

**TRANSACTIONS:** Selected by the Houston Texans with the 21st pick in the first round (21st overall) of the 2016 NFL Draft.

## 2020 (Houston 9/9):

- ✦ Caught eight passes for 112 yards (14.0 avg.) in Week 1 at Kansas City (9/10), joining Andre Johnson and DeAndre Hopkins as the only players in team history with a 100-yard receiving game in each of their first five seasons
- ✦ Totaled four catches for 54 yards (13.5 avg.) and his 17th-career touchdown reception in Week 3 at Pittsburgh (9/27)
- ✦ Finished with six receptions for 108 yards (18.0 avg.) and one receiving touchdown, tying DeAndre Hopkins (18) for the most touchdown receptions through their first 46 career games in team history in Week 4 vs. Minnesota (10/4)
- ✦ Totaled four receptions for 58 yards (14.5 avg.) and one receiving touchdown in Week 5 vs. Jacksonville (10/11), passing Corey Bradford (18) for the fifth-most receiving touchdowns in franchise history
- ✦ Finished with six receptions for 123 yards (20.5 avg.) and a 53-yard touchdown reception in Week 6 at Tennessee (10/18), recording four straight games with a receiving touchdown for the first time since Weeks 4-8 of the 2017 season. Also became the fastest receiver in Texans history with 2,500 receiving yards and 20 receiving touchdowns (48 games)
- ✦ Finished with three receptions for 35 yards (11.7 avg.) and one receiving touchdown in Week 7 vs. Green Bay (10/25), joining DeAndre Hopkins (2017 and 2018) as the only players in franchise history to record five straight games with a receiving touchdown
- ✦ Totaled five receptions for 100 yards (20.0 avg.) and one receiving touchdown in Week 9 at Jacksonville (11/8), including a 77-yard touchdown reception, which was the longest by a Texans player since Week 10 of 2011. He also set the franchise record for the most consecutive games with a touchdown reception (six) and became the only NFL player to do so in the past two seasons

## 2019 (Houston 11/11, 1/1):

- ✦ Established new single-season career highs in receptions (49) and receiving yards (670) despite playing in only 11 games (11 starts). Also posted three receiving touchdowns on the year
- ✦ Finished the season opener at New Orleans (9/9) with two receptions for 69 yards (34.5 avg.), including a game-long

54-yard catch, which was the fifth-longest reception in a season-opener in franchise history

- ✦ Finished tied for the team lead with 40 receiving yards on five catches (8.0 avg.) in the Week 2 win vs. Jacksonville (9/15). Has now caught at least one pass in all 33 career games, which is the third-longest streak in team history to start a career
- ✦ Established single-game career highs with 217 receiving yards and three touchdowns on 14 receptions (15.5 avg.) vs. Atlanta (10/6). His three touchdowns and 14 receptions are both tied for single-game franchise records. Joined Jimmy Smith (Week 2 of 2000), Jerry Rice (Week 16 of 1995) and Steve Largent (Week 6 of 1987) as the only players to record at least 14 receptions, 200 receiving yards and three touchdowns in a game in NFL history
- ✦ Tallied 51 receiving yards on five receptions (10.2 avg.), including a 30-yard reception in the third quarter in the Week 3 win over the L.A. Chargers (9/22)
- ✦ Tallied 23 receiving yards on three receptions (7.7 avg.) vs. Carolina (9/29)
- ✦ Finished with 44 receiving yards on five receptions (8.8 avg.) at Kansas City (10/13)
- ✦ Led the team with 140 receiving yards on seven catches (20.0 avg.) vs. Indianapolis (11/21), including a 51-yard reception in the third quarter, marking his fifth career reception of 50-or-more yards to become the seventh player in the NFL with a 50-yard reception in each season since he entered the league in 2016
- ✦ Finished with 61 receiving yards on five receptions (12.2 avg.) at Tennessee (12/15) and established a new single-season career high in receiving yards with 659 (had 635 in 2016). Logged his ninth reception of 30-or-more yards in 2019, which tied for the seventh-most in the NFL on the season
- ✦ Saw action in his first playoff game since 2016 and finished second on the team with 89 yards on five receptions (17.8 avg.) in the Divisional Round at Kansas City (1/12/20), including a 39-yarder in the third quarter, his longest career postseason reception and the fourth-longest catch in Texans playoff history

## 2018 (Houston 7/7, 0/0):

- ✦ Finished with 32 receptions for 502 yards (15.7 avg.) and four touchdowns in seven games in 2018
- ✦ Recorded a team-high 113 receiving yards on eight receptions (14.1 avg.) and one touchdown at Tennessee



(9/16)

- ✦ Led the team with 101 receiving yards on five receptions (20.2 avg.) and one touchdown vs. the N.Y. Giants (9/23). Became the first Texans player with 100-or-more receiving yards in back-to-back games since he accomplished the feat in Weeks 1-2 of the 2016 season
- ✦ Caught four passes for 49 yards (12.3 avg.) and one touchdown at Indianapolis (9/30). Extended his streak of games with a touchdown reception when QB Deshaun Watson starts to seven games. In those seven games with Watson, he recorded 10 receiving touchdowns
- ✦ Finished tied for second on the team with 33 yards receiving on two catches (16.5 avg.) vs. Buffalo (10/14)
- ✦ Led the team with 68 yards receiving on six receptions (11.3 avg.) and eclipsed 100 career receptions at Jacksonville (10/21)
- ✦ Finished with a team-high 124 yards receiving on five receptions (24.8 avg.), including a career-long 73-yard touchdown vs. Miami (10/25)
- ✦ Placed on the Reserve/Injured list on Oct. 30, 2018

## 2017 (Houston 10/10):

- ✦ Despite only playing 10 games, compiled 423 yards receiving on 28 receptions (15.1 avg.) and set a single-season career high with seven receiving touchdowns
- ✦ Tied for 19th in the NFL in receiving touchdowns and was the only player in the top-30 of receiving touchdowns with fewer than 11 games played
- ✦ Scored a touchdown on seven of his first 11 receptions of the season. Since 1991, no player in the NFL has reached seven receiving touchdowns on fewer receptions in a season
- ✦ Led the NFL with three games of two-or-more receiving touchdowns
- ✦ Became the fourth player in team history with a touchdown reception in four straight games, joining WR DeAndre Hopkins (2017), RB Arian Foster (2014) and WR Andre Johnson (2007, 2010-11)
- ✦ Made his season debut vs. Tennessee (10/1) and recorded four receptions for 35 yards (8.8 avg.) and two touchdowns. This marked his first multi-touchdown reception game and he topped 50 career receptions during the game
- ✦ Finished with two receptions for 57 yards (28.5 avg.) and two touchdowns while recording a 49-yard punt return vs. Kansas City (10/8)
- ✦ Caught two passes for 62 yards (32.0 avg.) and a game-long 39-yard touchdown pass vs. Cleveland (10/15), extending his touchdown streak to three games
- ✦ Hauled in five passes for 125 yards (25.0 avg.) and two touchdowns at Seattle (10/29). On his first 11 receptions of the season, seven went for touchdowns, making Fuller V the first player since 1991 to accomplish the feat

## 2016 (Houston 14/13, 2/2):

- ✦ Finished third in the NFL among rookie wideouts with 635 receiving yards and sixth with 47 receptions (13.5 avg.)
- ✦ With 635 receiving yards this season, passed Jabar Gaffney (483 in 2002) for the third-most receiving yards by a rookie in Texans history
- ✦ With 47 receptions in 2016, tied Domanick Williams (47 in 2003) for the fourth-most receptions by a rookie in Texans history

- ✦ Only the second rookie in NFL history to record 300 scrimmage yards and a return touchdown in the first four games of a season, and first since 49ers RB Hugh McElhenny in 1952
- ✦ Among Texans rookies through their first four career games, Fuller tied for the most touchdowns (two) and ranked second in receiving yards (323) and third in receptions (19)
- ✦ Became the first Texans rookie to return a punt for a touchdown and was the first player in Texans history to record a receiving touchdown and a punt return touchdown in the same game vs. Tennessee (10/2). He was also the fourth NFL rookie in the past 15 years to accomplish the feat, joining WR Tavon Austin, WR T.Y. Hilton and WR Dez Bryant
- ✦ Caught five passes for a team-leading 107 yards (21.4 avg.) and a touchdown in his first career NFL game vs. Chicago (9/11)
- ✦ Became the first rookie first-round draft choice with 100 receiving yards in a season opener since Steelers WR Louis Lipps vs. Kansas City (9/2/84)
- ✦ Finished second on the team with four receptions for 104 yards, averaging 26.0 yards per catch, vs. Kansas City (9/18)
- ✦ Became the first rookie in Texans history to open a season with two 100-yard receiving games
- ✦ Led the team with seven receptions for 81 yards (11.6 avg.) and a touchdown, and also scored a touchdown on his first career punt return, a 67-yard score, vs. Tennessee (10/2)
- ✦ Active but did not play in Week 6 vs. Indianapolis (10/16) with an injury
- ✦ Caught four passes for 22 yards (5.5 avg.) and logged his first career kickoff return for 19 yards at Denver (10/24) in Week 7
- ✦ Inactive for Week 10 at Jacksonville (11/13) with an injury
- ✦ Tied for second on the team with four receptions for 60 yards (15.0 avg.), including a long of 33 yards, and returned three punts for 27 yards vs. San Diego (11/27) in Week 12
- ✦ Registered five receptions for a team-leading 59 yards (11.8 avg.) and a 16-yard punt return at Green Bay (12/4) in Week 13
- ✦ Logged four receptions for 42 yards (10.5 avg.) and his first career rushing attempt, a three-yard loss, in addition to returning four punts for 38 yards and one kickoff return for 12 yards vs. Jacksonville (12/18) in Week 15
- ✦ Caught four passes for 37 yards (9.3 avg.) vs. Oakland in the AFC Wild Card round, setting the franchise rookie mark for postseason receptions in a game and was the second-most receiving yards by a Texans rookie in a postseason game
- ✦ Registered three receptions for 16 yards (5.3 avg.) at New England (1/14/17) in the AFC Divisional round and passed DeVier Posey (47 in 2012) for the most receiving yards by a rookie in Texans postseason history (53)

## COLLEGE:

- ✦ Played three seasons (2013-15) at the University of Notre Dame in South Bend, Ind.
- ✦ Had 144 catches for 2,512 receiving yards (17.4 avg.) and 30 touchdowns in his Fighting Irish career
- ✦ Named an Associated Press Second-Team All-American

## TEXANS BIOS

and Biletnikoff Award Semifinalist following his senior season in which he compiled 62 catches, 1,258 receiving yards (20.3 avg.) and 14 receiving touchdowns

- ✦ Ranked third in the FBS with 15 touchdown catches as a junior in 2014
- ✦ Became the fourth player in school history with a pair of touchdown receptions of 72 yards or longer in a single season (Nick Eddy, 1964, Tim Brown, 1986, and Golden Tate, 2009)
- ✦ Averaged 17.4 yards per reception and 64.4 yards per game
- ✦ Finished second to Michael Floyd (37) for most receiving touchdowns in school history
- ✦ Played in the 2013 Pinstripe Bowl, 2014 Music City Bowl and 2016 Fiesta Bowl

### PERSONAL:

- ✦ Attended Roman Catholic High School in Philadelphia
- ✦ First-team receiver on 2012 Pennsylvania Sports Writers AAAA All-State football team
- ✦ Named as a receiver to Philadelphia Daily News All-City squad for 2012
- ✦ First-team receiver on Philadelphia Inquirer All-

Southeastern Pennsylvania team

- ✦ Named MVP of Philadelphia Catholic League 4A
- ✦ Made 57 receptions in 2012 for 932 yards and eight touchdowns in 2012
- ✦ Had 10 catches for 232 yards and two touchdowns in a 2012 win over Cardinal O'Hara
- ✦ Also played cornerback
- ✦ Honorable mention Pennsylvania all-state pick as a junior
- ✦ Grabbed 46 receptions in 2011 for 758 yards and 10 touchdowns on an 8-3 Roman Catholic team
- ✦ All Catholic League 4A pick in 2011 as both a receiver and defensive back
- ✦ A first-team all-city selection as a sophomore in 2010 by *Philadelphia Daily News*
- ✦ Caught 39 passes for 650 yards and nine touchdowns in 2010
- ✦ Chosen for Semper Fidelis All-American Bowl and played for East squad
- ✦ Played for coach Joe McCort
- ✦ Son of Bill Fuller and Megan Mitchell
- ✦ Enrolled in the College of Arts and Letters, majoring in Africana studies

### WILL FULLER V'S NFL REGULAR SEASON RUSHING/RECEIVING STATISTICS

DATE	TEAM	GP	GS	RECEIVING					RUSHING				
				NO.	YDS.	AVG.	LG	TD	NO.	YDS.	AVG.	LG	TD
2016	Texans	14	13	47	635	13.5	53	2	1	-3	-3.0	-3	0
2017	Texans	10	10	28	423	15.1	59t	7	2	9	4.5	5	0
2018	Texans	7	7	32	503	15.7	73t	4	0	0	0.0	0	0
2019	Texans	11	11	49	670	13.7	54	3	0	0	0.0	0	0
2020	Texans	9	9	41	628	15.3	77t	6	1	0	0.0	0	0
NFL TOTALS		51	50	197	2,859	14.5	77t	22	4	6	1.5	5	0

### WILL FULLER V'S NFL POSTSEASON RUSHING/RECEIVING STATISTICS

DATE	TEAM	GP	GS	RECEIVING					RUSHING				
				NO.	YDS.	AVG.	LG	TD	NO.	YDS.	AVG.	LG	TD
2016	Texans	2	2	7	53	7.6	19	0	0	0	0.0	0	0
2018	Texans	0	0	0	0	0.0	0	0	0	0	0.0	0	0
2019	Texans	1	1	5	89	17.8	39	0	0	0	0.0	0	0
NFL TOTALS		3	3	12	142	11.8	39	0	0	0	0.0	0	0

### WILL FULLER V'S NFL REGULAR SEASON RETURN STATISTICS

KICKOFF RETURNS							PUNT RETURNS					
DATE	TEAM	RET.	YDS.	AVG.	LG	TD	NO.	FC	YDS.	AVG.	LG	TD
2016	Texans	2	31	15.5	19	0	11	6	165	15.0	67t	1
2017	Texans	0	0	0.0	0	0	9	6	135	15.0	49	0
2018	Texans	0	0	0.0	0	0	0	0	0	0.0	0	0
2019	Texans	0	0	0.0	0	0	0	0	0	0.0	0	0
2020	Texans	0	0	0.0	0	0	2	0	14	7.0	13	0
NFL TOTALS		2	31	15.5	19	0	22	12	314	14.3	67t	1

# TEXANS BIOS

## WILL FULLER V'S NFL POSTSEASON RETURN STATISTICS

DATE	TEAM	KICKOFF RETURNS					PUNT RETURNS					
		RET.	YDS.	AVG.	LG	TD	NO.	FC	YDS.	AVG.	LG	TD
2016	Texans	1	12	12.0	12	0	2	1	34	17.0	18	0
2018	Texans	0	0	0.0	0	0	0	0	0	0.0	0	0
2019	Texans	0	0	0.0	0	0	0	0	0	0.0	0	0
NFL TOTALS		1	12	12.0	12	0	2	1	34	17.0	18	0

## SINGLE-GAME HIGHS: RUSHING/RECEIVING

<b>Rush Attempts</b>	1 vs. Baltimore Ravens, Sep 20, 2020 ...3 more at 1.	<b>Kickoff Return Yards</b>	19 at Denver Broncos, Oct 24, 2016
<b>Rushing Yards</b>	5 vs. Kansas City Chiefs, Oct 08, 2017	<b>Longest Kickoff Return</b>	19 at Denver Broncos, Oct 24, 2016
<b>Longest Runs</b>	5 vs. Kansas City Chiefs, Oct 08, 2017	<b>Fair Catches</b>	2 at Jacksonville Jaguars, Dec 17, 2017 ...1 more at 2.
<b>Receptions</b>	14 vs. Atlanta Falcons, Oct 06, 2019	<b>Punt Return Yards</b>	67 vs. Tennessee Titans, Oct 02, 2016
<b>Receiving Yards</b>	217 vs. Atlanta Falcons, Oct 06, 2019	<b>Longest Punt Return</b>	67t vs. Tennessee Titans, Oct 02, 2016
<b>Longest Receptions</b>	77t at Jacksonville Jaguars, Nov 08, 2020	<b>Punt Returns</b>	4 vs. Jacksonville Jaguars, Dec 18, 2016
<b>Receiving TDs</b>	3 vs. Atlanta Falcons, Oct 06, 2019	<b>Punt Return TDs</b>	1 vs. Tennessee Titans, Oct 02, 2016
<b>All-purpose yards</b>	217 vs. Atlanta Falcons, Oct 06, 2019	<b>Most TDs</b>	3 vs. Atlanta Falcons, Oct 06, 2019
<b>Kickoff Returns</b>	1 vs. Jacksonville Jaguars, Dec 18, 2016 ...1 more at 1.		

## SINGLE-GAME HIGHS - POSTSEASON: RUSHING/RECEIVING

<b>Receptions</b>	5 at Kansas City Chiefs, Jan 12, 2020	<b>Longest Kickoff Return</b>	12 at New England Patriots, Jan 14, 2017
<b>Receiving Yards</b>	89 at Kansas City Chiefs, Jan 12, 2020	<b>Fair Catches</b>	1 at New England Patriots, Jan 14, 2017
<b>Longest Receptions</b>	39 at Kansas City Chiefs, Jan 12, 2020	<b>Punt Return Yards</b>	34 at New England Patriots, Jan 14, 2017
<b>All-purpose yards</b>	89 at Kansas City Chiefs, Jan 12, 2020	<b>Longest Punt Return</b>	18 at New England Patriots, Jan 14, 2017
<b>Kickoff Returns</b>	1 at New England Patriots, Jan 14, 2017	<b>Punt Returns</b>	2 at New England Patriots, Jan 14, 2017
<b>Kickoff Return Yards</b>	12 at New England Patriots, Jan 14, 2017		

## 100-YARD RECEIVING GAMES (12): REGULAR SEASON

DATE	TEAM	NO.	YDS.	AVG.	LG	TD
09/11/16	BEARS	5	107	21.4	35	1
09/18/16	CHIEFS	4	104	26.0	53	0
10/29/17	at Seahawks	5	125	25.0	59t	2
09/16/18	at Titans	8	113	14.1	39t	1
09/23/18	GIANTS	5	101	20.2	37	1
10/25/18	DOLPHINS	5	124	24.8	73t	1
10/06/19	FALCONS	14	217	15.5	44t	3
11/21/19	COLTS	7	140	20.0	51	0
09/10/20	at Chiefs	8	112	14.0	31	0
10/04/20	VIKINGS	6	108	18.0	43	1
10/18/20	at Titans	6	123	20.5	53t	1
11/08/20	at Jaguars	5	100	20.0	77t	1

# TEXANS BIOS

## 2019 GAME-BY-GAME REGULAR SEASON STATISTICS (TEXANS)

W	DATE	OPPONENT	P/S	RECEIVING					RUSHING					W/L	SCORE
				NO.	YDS.	AVG.	LG	TD	NO.	YDS.	AVG.	LG	TD		
01	09/09	at Saints	S	2	69	34.5	54	0	0	0	0.0	0	0	L	28-30
02	09/15	Jaguars	S	4	40	10.0	28	0	0	0	0.0	0	0	W	13-12
03	09/22	at Chargers	S	5	51	10.2	30	0	0	0	0.0	0	0	W	27-20
04	09/29	Panthers	S	3	23	7.7	12	0	0	0	0.0	0	0	L	10-16
05	10/06	Falcons	S	14	217	15.5	44t	3	0	0	0.0	0	0	W	53-32
06	10/13	at Chiefs	S	5	44	8.8	12	0	0	0	0.0	0	0	W	31-24
07	10/20	at Colts	S	1	6	6.0	6	0	0	0	0.0	0	0	L	23-30
08	10/27	Raiders						INACTIVE						W	27-24
09	11/03	at Jaguars						INACTIVE						W	26-3
11	11/17	at Ravens						INACTIVE						L	7-41
12	11/21	Colts	S	7	140	20.0	51	0	0	0	0.0	0	0	W	20-17
13	12/01	Patriots	S	1	8	8.0	8	0	0	0	0.0	0	0	W	28-22
14	12/08	Broncos						INACTIVE						L	24-38
15	12/15	at Titans	S	5	61	12.2	31	0	0	0	0.0	0	0	W	24-21
16	12/21	at Buccaneers	S	2	11	5.5	7	0	0	0	0.0	0	0	W	23-20
17	12/29	Titans						INACTIVE						L	14-35
2019 TOTALS			11-11	49	670	13.7	54	3	0	0	0.0	0	0	10-6	

## 2020 GAME-BY-GAME REGULAR SEASON STATISTICS (TEXANS)

W	DATE	OPPONENT	P/S	RECEIVING					RUSHING					W/L	SCORE
				NO.	YDS.	AVG.	LG	TD	NO.	YDS.	AVG.	LG	TD		
01	09/10	at Chiefs	S	8	112	14.0	31	0	0	0	0.0	0	0	L	20-34
02	09/20	Ravens	S	0	0	0.0	0	0	1	0	0.0	0	0	L	16-33
03	09/27	at Steelers	S	4	54	13.5	17	1	0	0	0.0	0	0	L	21-28
04	10/04	Vikings	S	6	108	18.0	43	1	0	0	0.0	0	0	L	23-31
05	10/11	Jaguars	S	4	58	14.5	19t	1	0	0	0.0	0	0	W	30-14
06	10/18	at Titans	S	6	123	20.5	53t	1	0	0	0.0	0	0	L	36-42+
07	10/25	Packers	S	3	35	11.7	24	1	0	0	0.0	0	0	L	20-35
09	11/08	at Jaguars	S	5	100	20.0	77t	1	0	0	0.0	0	0	W	27-25
10	11/15	at Browns	S	5	38	7.6	12	0	0	0	0.0	0	0	L	7-10
2020 TOTALS			9-9	41	628	15.3	77t	6	1	0	0.0	0	0	2-7	

+ - Overtime

## 2019 GAME-BY-GAME POSTSEASON STATISTICS (TEXANS)

W	DATE	OPPONENT	P/S	RECEIVING					RUSHING					W/L	SCORE
				NO.	YDS.	AVG.	LG	TD	NO.	YDS.	AVG.	LG	TD		
01	01/04	Bills						INACTIVE						W	22-19+
02	01/12	at Chiefs	S	5	89	17.8	39	0	0	0	0.0	0	0	L	31-51
2019 TOTALS			1-1	5	89	17.8	39	0	0	0	0.0	0	0	1-1	

+ - Overtime





# ZACH FULTON

CENTER/GUARD

6-5 | 321 | TENNESSEE

HOMETOWN: HOMEWOOD, ILL. | AGE: 29

7TH NFL SEASON | 3RD WITH TEXANS | ACQUIRED: UFA-'18 (KC)

2020 GP/GS: 9/9 | CAREER GP/GS (POST): 100/83 (7/7)

TEAMS: KC '14-17; HOU '18-20



73

**TRANSACTIONS:** Selected by the Kansas City Chiefs with the 17th pick in the sixth round (193rd overall) of the 2014 NFL Draft...Signed by the Houston Texans as an unrestricted free agent on March 15, 2018.

## 2020 (Houston 9/9):

- Started at right guard in Week 1 at Kansas City (9/10) in which the Texans rushed for 5.4 yards per attempt
- Blocked for QB Deshaun Watson at right guard as Watson threw for 300 passing yards and two touchdowns in Week 4 vs. Minnesota (10/4)
- Started at right guard in Week 5 vs. Jacksonville (10/11) and helped the Texans record 486 net yards and an average of 8.4 yards per play, which was the third highest average in franchise history

## 2019 (Houston 15/15, 2/2):

- Started at right guard in 15 games in his second season with the Texans as part of an offensive line that helped pave the way for 125.6 rushing yards per game, the ninth-best mark in the league
- Started at right guard in the season opener at New Orleans (9/9) and paved the way for a 7.83 rushing average, the second-best mark in a single game in team history
- Started at right guard in the Week 3 win over the L.A. Chargers (9/22), and helped block for QB Deshaun Watson's 351 passing yards and three passing touchdowns, his sixth-career game of 3-plus touchdowns
- Started at right guard vs Atlanta (10/6) and played in every offensive snap, protecting QB Deshaun Watson who threw for 426 yards and five touchdowns
- Played every offensive snap in his fifth start at right guard at Kansas City (10/13) and was part of an offensive line that did not allow a sack for the second-consecutive week
- Started at right guard in the win over Jacksonville in London (11/3) as part of an offensive line that paved the way for 216 rushing yards, the most yards in a single game (216) since Week 12 of the 2018 season vs. Tennessee (281) and the second-most yards in a game under Head Coach Bill O'Brien
- Started at right guard as part of an offensive line that protected QB Deshaun Watson, only allowing one sack at Tennessee (12/15), which was the fifth time on the season the offensive line allowed one-or-less sacks
- Notched his sixth career postseason start, this time at right guard in the Wild Card Round vs. Buffalo (1/4/20)

and helped pave the way for 141 rushing yards, which was the third most in a single game in Texans postseason history

- Started at right guard in the Divisional Round at Kansas City (1/12/20) and helped the offense gain the most total net yards (442) and most net passing yards (348) in a postseason game in franchise history

## 2018 (Houston 13/13, 1/1):

- Started in 13 games at right guard in his first season with the Texans
- Started at right guard in his Texans debut at New England (9/9) and helped post the second-highest team rushing total (167) in a season opener in franchise history
- Started at right guard and helped record a second-consecutive game with more than 140 team rushing yards at Tennessee (9/16)
- Started at right guard and helped the Texans record 466 yards of total offense at Indianapolis (9/30)
- Started at right guard and helped the Texans offense record 462 yards of total offense vs. Dallas (10/7)
- Started at right guard and helped the Texans rush for 139 yards at Washington (11/18)
- Started at right guard and blocked for a franchise-record 281 total yards vs. Tennessee (11/26)
- Started at right guard and helped the Texans rush for 134 yards vs. Jacksonville (12/30)
- Started at right guard in the Wild Card Round vs. Indianapolis (1/5/19)

## 2017 (Kansas City 15/12, 1/1):

- Played in 15 games, starting eight games at center, three games at left guard and one at right guard
- Was part of an offensive unit that ranked first in the NFL in rushing yards per play and ninth in rushing yards per game
- In his first start of the season at center, helped pave the way for Chiefs RB Kareem Hunt's 172-yard rushing performance at Los Angeles (9/24) in Week 3
- Started at center in AFC Wild Card Playoff vs. Tennessee (1/6/18)

## 2016 (Kansas City 16/12, 1/1):

- Appeared in all 16 games, starting 12 games at left guard

## 2015 (Kansas City 16/6, 2/2):

- Appeared in all 16 games

## TEXANS BIOS

- Started at right guard at Cincinnati (10/4) in Week 4, vs. Chicago (10/11) in Week 5 and at Minnesota (10/18) in Week 6
- Started at center at Oakland (12/6) in Week 13
- Started at left guard vs. San Diego (12/13) in Week 14 and at Baltimore (12/20) in Week 15
- Started at center in his postseason debut and helped pave the way for 141 yards on the ground at Houston in the AFC Wild Card Playoff (1/9/16)

### 2014 (Kansas City 16/16):

- Started all 16 games at right guard during his rookie campaign
- Was the first Chiefs sixth round selection to start Week 1 since CB Steve Taylor in 1976
- Was the only rookie to start in the club's opening game of 2014

### COLLEGE:

- Played four seasons (2010-13) at the University of Tennessee in Knoxville, Tenn.
- Saw action in 47 games and made 40 starts during his collegiate career
- Started 40 of his last 42 games at right guard for the Volunteers
- Earned SEC Offensive Lineman of the Week (9/3/12)

### PERSONAL:

- Full name is Zachery Quinn Fulton
- Son of Glen and Alma Fulton
- Attended Homewood-Flossmoor High School
- Selected to PrepStar Magazine's All-Region team and was named all-conference as a senior in 2009

### ZACH FULTON'S NFL REGULAR SEASON STATISTICS

DATE	TEAM	GP	GS
2014	Chiefs	16	16
2015	Chiefs	16	6
2016	Chiefs	16	12
2017	Chiefs	15	12
2018	Texans	13	13
2019	Texans	15	15
2020	Texans	9	9
NFL TOTALS		100	83

### ZACH FULTON'S NFL POSTSEASON STATISTICS

DATE	TEAM	GP	GS
2015	Chiefs	2	2
2016	Chiefs	1	1
2017	Chiefs	1	1
2018	Texans	1	1
2019	Texans	2	2
NFL TOTALS		7	7

# TEXANS BIOS

## 2019 GAME-BY-GAME REGULAR SEASON STATISTICS (TEXANS)

W	DATE	OPPONENT	P/S		W/L	SCORE
01	09/09	at Saints	S		L	28-30
02	09/15	Jaguars	S		W	13-12
03	09/22	at Chargers	S		W	27-20
04	09/29	Panthers		DID NOT PLAY	L	10-16
05	10/06	Falcons	S		W	53-32
06	10/13	at Chiefs	S		W	31-24
07	10/20	at Colts	S		L	23-30
08	10/27	Raiders	S		W	27-24
09	11/03	at Jaguars	S		W	26-3
11	11/17	at Ravens	S		L	7-41
12	11/21	Colts	S		W	20-17
13	12/01	Patriots	S		W	28-22
14	12/08	Broncos	S		L	24-38
15	12/15	at Titans	S		W	24-21
16	12/21	at Buccaneers	S		W	23-20
17	12/29	Titans	S		L	14-35
<b>2019 TOTALS</b>			<b>15-15</b>		<b>10-6</b>	

## 2020 GAME-BY-GAME REGULAR SEASON STATISTICS (TEXANS)

W	DATE	OPPONENT	P/S		W/L	SCORE
01	09/10	at Chiefs	S		L	20-34
02	09/20	Ravens	S		L	16-33
03	09/27	at Steelers	S		L	21-28
04	10/04	Vikings	S		L	23-31
05	10/11	Jaguars	S		W	30-14
06	10/18	at Titans	S		L	36-42+
07	10/25	Packers	S		L	20-35
09	11/08	at Jaguars	S		W	27-25
10	11/15	at Browns	S		L	7-10
<b>2020 TOTALS</b>			<b>9-9</b>		<b>2-7</b>	

+ - Overtime

## 2019 GAME-BY-GAME POSTSEASON STATISTICS (TEXANS)

W	DATE	OPPONENT	P/S		W/L	SCORE
01	01/04	Bills	S		W	22-19+
02	01/12	at Chiefs	S		L	31-51
<b>2019 TOTALS</b>			<b>2-2</b>		<b>1-1</b>	

+ - Overtime



# PHILLIP GAINES

CORNERBACK

6-0 | 193 | RICE

HOMETOWN: CONCORD, MASS. | AGE: 29

7TH NFL SEASON | 2ND WITH TEXANS | ACQUIRED: FA-'19

2020 GP/GS: 9/1 | CAREER GP/GS (POST): 67/25 (1/0)

TEAMS: KC '14-17; BUF '18; CLE '18; HOU '19-20



29

**TRANSACTIONS:** Selected by the Kansas City Chiefs in the third round (87th overall) of the 2014 NFL Draft...Signed by the Buffalo Bills as an unrestricted free agent on March 29, 2018...Released by the Bills on Nov. 6, 2018...Claimed off waivers by the Cleveland Browns on Nov. 7, 2018...Re-signed with the Browns on March 19, 2019...Released by the Browns on Sept. 7, 2019...Signed by the Houston Texans as a free agent on Sept. 11, 2019...Re-signed with the Texans on March 21, 2020.

## 2020 (Houston 9/1):

- Saw action on special teams in Week 1 at Kansas City (9/10)
- Notched two total tackles (one solo) in Week 3 at Pittsburgh (9/27)
- Logged a season-high six total tackles (four solo) in Week 9 at Jacksonville (11/8)

## 2019 (Houston 6/2, 0/0):

- Played in six games (two starts) after being signed by the Texans prior to Week 2. Placed on the Reserve/Injured list on Oct. 21, 2019
- Made his Texans debut in the Week 2 win vs. Jacksonville (9/15), contributing on special teams
- Saw action on defense and special teams vs. Carolina (9/29) and notched his first tackle as a member of the Texans, while adding one more tackle on special teams
- Made his first start as a member of the Texans and recorded three solo tackles and one pass defended at Kansas City (10/13)
- Started at cornerback for the second consecutive game at Indianapolis (10/20) and finished tied for second on the team with seven total tackles (six solo) and added one pass defended

## 2018 (Buffalo 7/6; Cleveland 4/0):

- Played in 11 games with a career-high six starts in 2018, finishing the season with 36 tackles (28 solo)
- Spent time with the Bills and the Browns, playing in seven games (six starts) with Buffalo from Week 1 to Week 9 before being released and claimed off waivers by Cleveland prior to Week 10
- Logged a career-high 10 tackles (nine solo) in the Bills Week 8 game vs. New England (10/29)

## 2017 (Kansas City 14/3, 0/0):

- Saw action in 14 games (three starts) with the Chiefs, totaling 30 tackles, (24 solo), a career-high three tackles

for loss and three passes defended

- Logged four solo tackles and a season-high two passes defended at Oakland (10/19)
- Notched a season-high five tackles, including one tackle for loss in the Week 3 win against the L.A. Chargers (9/24)

## 2016 (Kansas City 11/5, 1/0):

- Played in 11 games with Kansas City and established career highs in total tackles (43 total, 41 solo), passes defended (seven), forced fumbles (two) and recorded his first-career interception
- Matched his season high with seven solo tackles vs. Jacksonville (11/6) and logged his second forced fumble of the season, poking the ball free from RB T.J. Yeldon in the third quarter
- Posted his first-career interception at Indianapolis (10/30), picking off an Andrew Luck pass and leading to a Chiefs score just before halftime. Added four tackles and two passes defended in the game
- Registered his first-career forced fumble vs. the N.Y. Jets (9/25) after stripping RB Bilal Powell. Also matched his season high with seven solo tackles

## 2015 (Kansas City 3/3, 0/0):

- Started in the first three games of the season before being placed on the Reserve/Injured list for the remainder of the season
- In his three games played, totaled six tackles (five solo)

## 2014 (Kansas City 13/5):

- Played in 13 games (five starts) as a rookie and finished the season with 17 solo tackles, two tackles for loss, one quarterback hit, four passes defended and three tackles on special teams
- Tallied a season-high five solo tackles vs. Seattle (11/16) and added one tackle for loss in his second-career start

## COLLEGE:

- Played in five seasons (2009-13) at Rice University in Houston, appearing in 52 games (40 starts) for the Owls
- As a redshirt senior in 2013, allowed just 13 receptions on 40 targets and led the team with four interceptions and 13 passes defended
- Tallied 38 passes defended over his collegiate career, which is the most in program history
- Two-time All-Conference USA selection (2012-13)



## TEXANS BIOS

🏈 Became the first draft pick from Rice University since 1976

### PERSONAL:

🏈 Attended Judson High School in Converse, Texas, where

he was a two-year letterman, totaling 110 tackles and four interceptions. Also blocked five kicks as a senior

🏈 Also ran track in high school, participating in hurdles and the 4x100

### PHILLIP GAINES' NFL REGULAR SEASON DEFENSIVE STATISTICS

DATE	TEAM	GP	GS	TACKLES								INTERCEPTIONS					FUMBLES			ST					MISC	
				TK	S	A	TFL	YDS	SK	YDS	QBH	NO	YDS	LG	TD	PD	FF	FR	YDS	TK	S	A	FF	FR	S	A
2014	Chiefs	13	5	17	17	0	2	5	0.0	0.0	1	0	0	0	0	4	0	0	0	3	3	0	0	0	0	0
2015	Chiefs	3	3	6	5	1	0	0	0.0	0.0	0	0	0	0	0	0	0	0	0	0	0	0	0	0	0	0
2016	Chiefs	11	5	43	41	2	1	3	0.0	0.0	0	1	0	0	0	7	2	0	0	1	1	0	0	0	0	0
2017	Chiefs	14	3	30	23	7	3	3	0.0	0.0	0	0	0	0	0	3	0	0	0	0	0	0	0	0	0	0
2018	Bills	7	6	30	24	6	1	2	0.0	0.0	0	0	0	0	0	2	0	0	0	0	0	0	0	0	0	0
2018	Browns	4	0	6	4	2	0	0	0.0	0.0	0	0	0	0	0	0	0	0	0	3	3	0	0	0	0	0
2018	TOTAL	11	6	36	28	8	1	2	0.0	0.0	0	0	0	0	0	2	0	0	0	3	3	0	0	0	0	0
2019	Texans	6	2	11	10	1	1	4	0.0	0.0	0	0	0	0	0	2	0	0	0	2	2	0	0	0	0	0
2020	Texans	9	1	17	12	5	0	0	0.0	0.0	0	0	0	0	0	0	0	0	0	0	0	0	0	0	0	0
NFL TOTALS		67	25	160	136	24	8	17	0.0	0.0	1	1	0	0	0	18	2	0	0	9	9	0	0	0	0	0

### PHILLIP GAINES' NFL POSTSEASON DEFENSIVE STATISTICS

DATE	TEAM	GP	GS	TACKLES								INTERCEPTIONS					FUMBLES			ST					MISC	
				TK	S	A	TFL	YDS	SK	YDS	QBH	NO	YDS	LG	TD	PD	FF	FR	YDS	TK	S	A	FF	FR	S	A
2015	Chiefs	0	0	0	0	0	0	0	0.0	0.0	0	0	0	0	0	0	0	0	0	0	0	0	0	0	0	0
2016	Chiefs	1	0	0	0	0	0	0	0.0	0.0	0	0	0	0	0	0	0	0	0	0	0	0	0	0	0	0
2017	Chiefs	0	0	0	0	0	0	0	0.0	0.0	0	0	0	0	0	0	0	0	0	0	0	0	0	0	0	0
2019	Texans	0	0	0	0	0	0	0	0.0	0.0	0	0	0	0	0	0	0	0	0	0	0	0	0	0	0	0
NFL TOTALS		1	0	0	0	0	0	0	0.0	0.0	0	0	0	0	0	0	0	0	0	0	0	0	0	0	0	0

### SINGLE-GAME HIGHS: DEFENSIVE

**Total Tackles** 10 vs. New England Patriots, Oct 29, 2018  
**Passes Defensed** 3 at Denver Broncos, Nov 27, 2016  
**Forced Fumbles** 1 vs. Jacksonville Jaguars, Nov 06, 2016  
 ...1 more at 1.

**Tackles For Loss** 1 vs. Carolina Panthers, Sep 29, 2019  
 ...7 more at 1.  
**Interceptions** 1 at Indianapolis Colts, Oct 30, 2016  
**Special Teams Tackles** 2 at Miami Dolphins, Sep 21, 2014

# TEXANS BIOS

## 2019 GAME-BY-GAME REGULAR SEASON STATISTICS (TEXANS)

			2019 GAME BY GAME REGULAR SEASON STATISTICS (TEXAS)																									
W	DATE	OPPONENT	P/S	TACKLES								INTERCEPTIONS					FUMBLES			ST				MISC		W/L	SCORE	
				TK	S	A	SK	YDS	TFL	YDS	QBH	NO	YDS	LG	TD	PD	FF	FR	YDS	TK	S	A	FF	FR	S			A
01	09/09	at Saints		NOT ON ROSTER																				L	28-30			
02	09/15	Jaguars	P	0	0	0	0.0	0.0	0	0	0	0	0	0	0	0	0	0	0	0	0	0	0	0	0	W	13-12	
03	09/22	at Chargers	P	0	0	0	0.0	0.0	0	0	0	0	0	0	0	0	0	0	0	0	0	0	0	0	0	W	27-20	
04	09/29	Panthers	P	1	1	0	0.0	0.0	1	4	0	0	0	0	0	0	0	0	0	1	1	0	0	0	0	0	L	10-16
05	10/06	Falcons	P	0	0	0	0.0	0.0	0	0	0	0	0	0	0	0	0	0	1	1	0	0	0	0	0	W	53-32	
06	10/13	at Chiefs	S	3	3	0	0.0	0.0	0	0	0	0	0	0	1	0	0	0	0	0	0	0	0	0	0	W	31-24	
07	10/20	at Colts	S	7	6	1	0.0	0.0	0	0	0	0	0	0	1	0	0	0	0	0	0	0	0	0	0	L	23-30	
08	10/27	Raiders		RESERVE/INJURED																				W	27-24			
09	11/03	at Jaguars		RESERVE/INJURED																				W	26-3			
11	11/17	at Ravens		RESERVE/INJURED																				L	7-41			
12	11/21	Colts		RESERVE/INJURED																				W	20-17			
13	12/01	Patriots		RESERVE/INJURED																				W	28-22			
14	12/08	Broncos		RESERVE/INJURED																				L	24-38			
15	12/15	at Titans		RESERVE/INJURED																				W	24-21			
16	12/21	at Buccaneers		RESERVE/INJURED																				W	23-20			
17	12/29	Titans		RESERVE/INJURED																				L	14-35			
2019 TOTALS			6-2	11	10	1	0.0	0.0	1	4	0	0	0	0	0	2	0	0	0	2	2	0	0	0	0	0	10-6	

## 2020 GAME-BY-GAME REGULAR SEASON STATISTICS (TEXANS)

W	DATE	OPPONENT	P/S	TACKLES								INTERCEPTIONS					FUMBLES			ST					MISC		W/L	SCORE
				TK	S	A	SK	YDS	TFL	YDS	QBH	NO	YDS	LG	TD	PD	FF	FR	YDS	TK	S	A	FF	FR	S	A		
01	09/10	at Chiefs	P	0	0	0	0.0	0.0	0	0	0	0	0	0	0	0	0	0	0	0	0	0	0	0	0	0	L	20-34
02	09/20	Ravens	P	1	1	0	0.0	0.0	0	0	0	0	0	0	0	0	0	0	0	0	0	0	0	0	0	0	L	16-33
03	09/27	at Steelers	P	2	1	1	0.0	0.0	0	0	0	0	0	0	0	0	0	0	0	0	0	0	0	0	0	0	L	21-28
04	10/04	Vikings	P	3	2	1	0.0	0.0	0	0	0	0	0	0	0	0	0	0	0	0	0	0	0	0	0	0	L	23-31
05	10/11	Jaguars	P	0	0	0	0.0	0.0	0	0	0	0	0	0	0	0	0	0	0	0	0	0	0	0	0	0	W	30-14
06	10/18	at Titans	P	0	0	0	0.0	0.0	0	0	0	0	0	0	0	0	0	0	0	0	0	0	0	0	0	0	L	36-42+
07	10/25	Packers	P	5	4	1	0.0	0.0	0	0	0	0	0	0	0	0	0	0	0	0	0	0	0	0	0	0	L	20-35
09	11/08	at Jaguars	S	6	4	2	0.0	0.0	0	0	0	0	0	0	0	0	0	0	0	0	0	0	0	0	0	0	W	27-25
10	11/15	at Browns	P	0	0	0	0.0	0.0	0	0	0	0	0	0	0	0	0	0	0	0	0	0	0	0	0	0	L	7-10
2020 TOTALS			9-1	17	12	5	0.0	0.0	0	0	0	0	0	0	0	0	0	0	0	0	0	0	0	0	0	0	2-7	

+ - Overtime

## 2019 GAME-BY-GAME POSTSEASON STATISTICS (TEXANS)

				TACKLES								INTERCEPTIONS					FUMBLES			ST				MISC							
W	DATE	OPPONENT	P/S	TK	S	A	SK	YDS	TFL	YDS	QBH	NO	YDS	LG	TD	PD	FF	FR	YDS	TK	S	A	FF	FR	S	A	W/L	SCORE			
01	01/04	Bills		RESERVE/INJURED																										W	22-19+
02	01/12	at Chiefs		RESERVE/INJURED																										L	31-51
2019 TOTALS				0	0	0	0.0	0.0	0	0	0	0	0	0	0	0	0	0	0	0	0	0	0	0	0	0	1-1				

+ - Overtime



# CULLEN GILLASPIA

FULLBACK

6-2 | 235 | TEXAS A&M

HOMETOWN: KATY, TEXAS | AGE: 25

2ND NFL SEASON | 2ND WITH TEXANS | ACQUIRED: 07-'19

2020 GP/GS: 7/1 | CAREER GP/GS (POST): 23/1 (2/0)

TEAMS: HOU '19-20



44

**TRANSACTIONS:** Selected by the Houston Texans with the sixth pick of the seventh round (220th overall) in the 2019 NFL Draft.

## 2020 (Houston 7/0):

- ✦ Inactive in Week 1 at Kansas City (9/10)
- ✦ Saw action on special teams in Week 2 vs. Baltimore (9/20)
- ✦ Recorded his first career reception for six yards in Week 3 at Pittsburgh (9/27)
- ✦ Notched two special teams tackles for the first time in his career in Week 9 at Jacksonville (11/8)

## 2019 (Houston 16/0, 2/0):

- ✦ Played in every game of his rookie season, including two playoff contests. Saw limited action on offense, but mostly contributed on special teams finishing fifth on the team with six total special teams tackles
- ✦ Made his NFL debut in the season opener at New Orleans (9/9) and recorded one special teams tackle
- ✦ Notched one special teams tackle at Kansas City (10/13)
- ✦ Recorded one special teams tackle at Indianapolis (10/20)
- ✦ Registered one special teams tackle in the Week 8 win over Oakland (10/27)
- ✦ Notched one special teams tackle at Tennessee (12/15)
- ✦ Contributed on offense and notched one special teams tackle in the win over Buffalo in the Wild Card Round (1/4/20)

## CAREER AT TEXAS A&M:

- ✦ Spent five seasons (2014-18) at Texas A&M University in College Station, Texas, initially joining the team as a walk-on before earning a scholarship in 2016
- ✦ Served as the Aggies' 12th man in every game of the 2016, 2017 and 2018 seasons, a tradition where a walk-on special teams player wears the No. 12 jersey to represent the entire student body
- ✦ Became the first ever 12th man to be drafted
- ✦ Saw most of his action on special teams, but transitioned to fullback his senior season in 2018
- ✦ Appeared in 41 games for the Aggies, finishing his collegiate career with 25 tackles (17 solo), one forced fumble, one fumble recovery and two blocked kicks as well as 33 yards and a touchdown rushing and 52 yards receiving

## 2018 (Texas A&M):

- ✦ Appeared in 12 games as the Aggies' 12th Man
- ✦ Became the first 12th man in history to see action on offense and recorded five carries for 33 yards and a touchdown and pulled in five catches for 52 yards. Added six solo tackles on special teams
- ✦ Given the team's Special Teams Most Impactful Award
- ✦ In the Gator Bowl vs. NC State (12/31), rushed three times for 20 yards and a touchdown, becoming the first 12th man in school history to score a touchdown
- ✦ Recorded his first career offensive statistics with a five yard rush and a career-long reception of 21 yards vs. Clemson (9/8)

## 2017 (Texas A&M):

- ✦ Played in 13 games for the Aggies, serving as the 12th man
- ✦ Finished the season with nine tackles (five solo) and two blocked punts, including one resulting in a safety
- ✦ Also returned two kickoffs for 18 yards
- ✦ Recorded a season-high three tackles on special teams at Florida (10/14) and blocked the second punt of his career
- ✦ Blocked the first punt of his career, which resulted in a safety vs. Alabama (10/7)

## 2016 (Texas A&M):

- ✦ Earned a scholarship at fall camp
- ✦ Led the team with six tackles on special teams, earning him Special Teams Co-MVP honors
- ✦ Appeared in all 13 games for the Aggies, finishing the season with nine total tackles, one forced fumble and one fumble recovery

## 2015 (Texas A&M):

- ✦ As a walk-on, appeared in two games, primarily on special teams
- ✦ Recorded his first career tackle at LSU (11/28)

## 2014 (Texas A&M):

- ✦ Redshirted his true freshman season

## PERSONAL:

- ✦ Attended Katy Taylor (Texas) High School, where he played baseball and football as an all-district linebacker and return specialist

# TEXANS BIOS

## CULLEN GILLASPIA'S NFL REGULAR SEASON RUSHING/RECEIVING STATISTICS

DATE	TEAM	GP	GS	RUSHING					RECEIVING				
				NO.	YDS.	AVG.	LG	TD	NO.	YDS.	AVG.	LG	TD
2019	Texans	16	0	0	0	0.0	0	0	0	0	0.0	0	0
2020	Texans	7	1	0	0	0.0	0	0	1	6	6.0	6	0
NFL TOTALS		23	1	0	0	0.0	0	0	1	6	6.0	6	0

## CULLEN GILLASPIA'S NFL POSTSEASON RUSHING/RECEIVING STATISTICS

DATE	TEAM	GP	GS	RUSHING					RECEIVING				
				NO.	YDS.	AVG.	LG	TD	NO.	YDS.	AVG.	LG	TD
2019	Texans	2	0	0	0	0.0	0	0	0	0	0.0	0	0
NFL TOTALS		2	0	0	0	0.0	0	0	0	0	0.0	0	0

## CULLEN GILLASPIA'S NFL REGULAR SEASON DEFENSIVE STATISTICS

DATE	TEAM	GP	GS	ST						MISC	
				TK	S	A	FF	FR		S	A
2019	Texans	16	0	6	3	3	0	0		0	0
2020	Texans	7	1	3	0	3	0	0		0	0
NFL TOTALS		23	1	9	3	6	0	0		0	0

## CULLEN GILLASPIA'S NFL POSTSEASON DEFENSIVE STATISTICS

DATE	TEAM	GP	GS	ST						MISC	
				TK	S	A	FF	FR		S	A
2019	Texans	2	0	1	0	1	0	0		0	0
NFL TOTALS		2	0	1	0	1	0	0		0	0

## SINGLE-GAME HIGHS: RUSHING/RECEIVING

<b>Receptions</b>	1 at Pittsburgh Steelers, Sep 27, 2020	<b>All-purpose yards</b>	6 at Pittsburgh Steelers, Sep 27, 2020
<b>Receiving Yards</b>	6 at Pittsburgh Steelers, Sep 27, 2020	<b>Special Teams Tackles</b>	2 at Jacksonville Jaguars, Nov 08, 2020
<b>Longest Receptions</b>	6 at Pittsburgh Steelers, Sep 27, 2020		

## SINGLE-GAME HIGHS - POSTSEASON: RUSHING/RECEIVING

<b>All-purpose yards</b>	4 at Kansas City Chiefs, Jan 12, 2020	<b>Longest Kickoff Return</b>	4 at Kansas City Chiefs, Jan 12, 2020
<b>Kickoff Returns</b>	1 at Kansas City Chiefs, Jan 12, 2020 ...1 more at 1.	<b>Special Teams Tackles</b>	1 vs. Buffalo Bills, Jan 04, 2020
<b>Kickoff Return Yards</b>	4 at Kansas City Chiefs, Jan 12, 2020		



# TEXANS BIOS

## 2019 GAME-BY-GAME REGULAR SEASON STATISTICS (TEXANS)

W	DATE	OPPONENT	P/S	RUSHING					RECEIVING					W/L	SCORE
				NO.	YDS.	AVG.	LG	TD	NO.	YDS.	AVG.	LG	TD		
01	09/09	at Saints	P	0	0	0.0	0	0	0	0	0.0	0	0	L	28-30
02	09/15	Jaguars	P	0	0	0.0	0	0	0	0	0.0	0	0	W	13-12
03	09/22	at Chargers	P	0	0	0.0	0	0	0	0	0.0	0	0	W	27-20
04	09/29	Panthers	P	0	0	0.0	0	0	0	0	0.0	0	0	L	10-16
05	10/06	Falcons	P	0	0	0.0	0	0	0	0	0.0	0	0	W	53-32
06	10/13	at Chiefs	P	0	0	0.0	0	0	0	0	0.0	0	0	W	31-24
07	10/20	at Colts	P	0	0	0.0	0	0	0	0	0.0	0	0	L	23-30
08	10/27	Raiders	P	0	0	0.0	0	0	0	0	0.0	0	0	W	27-24
09	11/03	at Jaguars	P	0	0	0.0	0	0	0	0	0.0	0	0	W	26-3
11	11/17	at Ravens	P	0	0	0.0	0	0	0	0	0.0	0	0	L	7-41
12	11/21	Colts	P	0	0	0.0	0	0	0	0	0.0	0	0	W	20-17
13	12/01	Patriots	P	0	0	0.0	0	0	0	0	0.0	0	0	W	28-22
14	12/08	Broncos	P	0	0	0.0	0	0	0	0	0.0	0	0	L	24-38
15	12/15	at Titans	P	0	0	0.0	0	0	0	0	0.0	0	0	W	24-21
16	12/21	at Buccaneers	P	0	0	0.0	0	0	0	0	0.0	0	0	W	23-20
17	12/29	Titans	P	0	0	0.0	0	0	0	0	0.0	0	0	L	14-35
2019 TOTALS			16-0	0	0	0.0	0	0	0	0	0.0	0	0	10-6	

## 2020 GAME-BY-GAME REGULAR SEASON STATISTICS (TEXANS)

W	DATE	OPPONENT	P/S	RUSHING					RECEIVING					W/L	SCORE
				NO.	YDS.	AVG.	LG	TD	NO.	YDS.	AVG.	LG	TD		
01	09/10	at Chiefs						INACTIVE						L	20-34
02	09/20	Ravens	P	0	0	0.0	0	0	0	0	0.0	0	0	L	16-33
03	09/27	at Steelers	S	0	0	0.0	0	0	1	6	6.0	6	0	L	21-28
04	10/04	Vikings						INACTIVE						L	23-31
05	10/11	Jaguars	P	0	0	0.0	0	0	0	0	0.0	0	0	W	30-14
06	10/18	at Titans	P	0	0	0.0	0	0	0	0	0.0	0	0	L	36-42+
07	10/25	Packers	P	0	0	0.0	0	0	0	0	0.0	0	0	L	20-35
09	11/08	at Jaguars	P	0	0	0.0	0	0	0	0	0.0	0	0	W	27-25
10	11/15	at Browns	P	0	0	0.0	0	0	0	0	0.0	0	0	L	7-10
2020 TOTALS			7-1	0	0	0.0	0	0	1	6	6.0	6	0	2-7	

+ - Overtime

## 2019 GAME-BY-GAME POSTSEASON STATISTICS (TEXANS)

W	DATE	OPPONENT	P/S	RUSHING					RECEIVING					W/L	SCORE
				NO.	YDS.	AVG.	LG	TD	NO.	YDS.	AVG.	LG	TD		
01	01/04	Bills	P	0	0	0.0	0	0	0	0	0.0	0	0	W	22-19+
02	01/12	at Chiefs	P	0	0	0.0	0	0	0	0	0.0	0	0	L	31-51
2019 TOTALS			2-0	0	0	0.0	0	0	0	0	0.0	0	0	1-1	

+ - Overtime

# TEXANS BIOS

## 2019 GAME-BY-GAME REGULAR SEASON STATISTICS (TEXANS)

				ST						MISC			
W	DATE	OPPONENT	P/S	TK	S	A	FF	FR	S	A	W/L	SCORE	
01	09/09	at Saints	P	1	0	1	0	0	0	0	L	28-30	
02	09/15	Jaguars	P	0	0	0	0	0	0	0	W	13-12	
03	09/22	at Chargers	P	0	0	0	0	0	0	0	W	27-20	
04	09/29	Panthers	P	0	0	0	0	0	0	0	L	10-16	
05	10/06	Falcons	P	1	1	0	0	0	0	0	W	53-32	
06	10/13	at Chiefs	P	1	0	1	0	0	0	0	W	31-24	
07	10/20	at Colts	P	1	1	0	0	0	0	0	L	23-30	
08	10/27	Raiders	P	1	0	1	0	0	0	0	W	27-24	
09	11/03	at Jaguars	P	0	0	0	0	0	0	0	W	26-3	
11	11/17	at Ravens	P	0	0	0	0	0	0	0	L	7-41	
12	11/21	Colts	P	0	0	0	0	0	0	0	W	20-17	
13	12/01	Patriots	P	0	0	0	0	0	0	0	W	28-22	
14	12/08	Broncos	P	0	0	0	0	0	0	0	L	24-38	
15	12/15	at Titans	P	1	1	0	0	0	0	0	W	24-21	
16	12/21	at Buccaneers	P	0	0	0	0	0	0	0	W	23-20	
17	12/29	Titans	P	0	0	0	0	0	0	0	L	14-35	
2019 TOTALS			16-0	6	3	3	0	0	0	0	10-6		

## 2020 GAME-BY-GAME REGULAR SEASON STATISTICS (TEXANS)

			TACKLES								INTERCEPTIONS					FUMBLES			ST				MISC						
W	DATE	OPPONENT	P/S	TK	S	A	SK	YDS	TFL	YDS	QBH	NO	YDS	LG	TD	PD	FF	FR	YDS	TK	S	A	FF	FR	S	A	W/L	SCORE	
01	09/10	at Chiefs		INACTIVE																					L	20-34			
02	09/20	Ravens	P	0	0	0	0.0	0.0	0	0	0	0	0	0	0	0	0	0	0	0	0	0	0	0	0	0	L	16-33	
03	09/27	at Steelers	S	0	0	0	0.0	0.0	0	0	0	0	0	0	0	0	0	0	0	0	0	0	0	0	0	0	L	21-28	
04	10/04	Vikings		INACTIVE																					L	23-31			
05	10/11	Jaguars	P	0	0	0	0.0	0.0	0	0	0	0	0	0	0	0	0	0	0	0	0	0	0	0	0	0	W	30-14	
06	10/18	at Titans	P	0	0	0	0.0	0.0	0	0	0	0	0	0	0	0	0	0	0	0	0	0	0	0	0	0	L	36-42+	
07	10/25	Packers	P	0	0	0	0.0	0.0	0	0	0	0	0	0	0	0	0	0	0	0	1	0	1	0	0	0	0	L	20-35
09	11/08	at Jaguars	P	0	0	0	0.0	0.0	0	0	0	0	0	0	0	0	0	0	0	0	2	0	2	0	0	0	0	W	27-25
10	11/15	at Browns	P	0	0	0	0.0	0.0	0	0	0	0	0	0	0	0	0	0	0	0	0	0	0	0	0	0	L	7-10	
2020 TOTALS			7-1	0	0	0	0.0	0.0	0	0	0	0	0	0	0	0	0	0	0	0	3	0	3	0	0	0	0	2-7	

+ - Overtime

## 2019 GAME-BY-GAME POSTSEASON STATISTICS (TEXANS)

2019 GAME BY GAME PERFORMANCE STATISTICS (LEAGUE)																													
				TACKLES								INTERCEPTIONS						FUMBLES				ST				MISC			
W	DATE	OPPONENT	P/S	TK	S	A	SK	YDS	TFL	YDS	QBH	NO	YDS	LG	TD	PD	FF	FR	YDS	TK	S	A	FF	FR	S	A	W/L	SCORE	
01	01/04	Bills	P	0	0	0	0.0	0.0	0	0	0	0	0	0	0	0	0	0	0	1	0	1	0	0	0	0	W	22-19+	
02	01/12	at Chiefs	P	0	0	0	0.0	0.0	0	0	0	0	0	0	0	0	0	0	0	0	0	0	0	0	0	0	L	31-51	
2019 TOTALS			2-0	0	0	0	0.0	0.0	0	0	0	0	0	0	0	0	0	0	0	1	0	1	0	0	0	0	1-1		

+ - Overtime



# JONATHAN GREENARD

OUTSIDE LINEBACKER

6-3 | 263 | FLORIDA

HOMETOWN: HIRAM, GA. | AGE: 23

ROOKIE | 1ST WITH TEXANS | ACQUIRED: D3-'20

2020 GP/GS: 6/0 | CAREER GP/GS: 6/0

TEAMS: HOU '20



52

**TRANSACTIONS:** Selected by the Houston Texans in the third round (90th overall) of the 2020 NFL Draft.

## 2020 (Houston 6/0):

- ✦ Inactive in Weeks 1-3
- ✦ Appeared in his first NFL game in Week 4 against Minnesota (10/4)
- ✦ Notched the first three tackles (one solo) of his career in Week 9 at Jacksonville (11/8)

## COLLEGE CAREER:

- ✦ Spent four seasons (2015-18) at the University of Louisville in Louisville, Ky., before transferring to the University of Florida in Gainesville, Fla., where he spent the 2019 season
- ✦ Played in 38 games over his collegiate career, totaling 122 total tackles (64 solo), 19.0 sacks, three interceptions and four forced fumbles

## 2019 (Florida):

- ✦ Appeared in all 12 games in his lone season with the Gators and led the SEC with 9.5 sacks and 15.5 tackles for loss, while adding 52 tackles (27 solo), three forced fumbles, four pass breakups and a fumble recovery returned for a touchdown
- ✦ Selected First-Team All-SEC by the coaches and AP and was awarded Defensive Lineman of the Week four times (Miami, Vanderbilt, Missouri & Florida State)
- ✦ Notched a season-high nine total tackles (five solo) vs. Georgia (11/2)
- ✦ Recorded three total tackles (one solo), 0.5 sack and returned a fumble recovery 80 yards for the score vs. Vanderbilt (11/9)
- ✦ Earned Walter Camp FBS National Player of the Week honors for his 2.0 sacks and five tackles for loss at Missouri (11/16)

## 2018 (Louisville):

- ✦ Named a team captain prior to the season but suffered a season-ending injury in the first game of the season

## 2017 (Louisville):

- ✦ Played in 13 games (five starts) and led the team with 15.5 tackles for loss and tied for team lead with seven sacks while adding 49 total tackles (29 solo), one forced fumble, eight quarterback hits and one pass defended
- ✦ Logged four tackles (three solo) and a career-high three tackles for loss vs. North Carolina (9/9)
- ✦ Notched a career-high nine tackles (five solo), 1.5 tackles for loss and one quarterback hit vs. Boston College (10/14)

## 2016 (Louisville):

- ✦ Saw action in 12 games (one start) and logged 22 tackles (eight solo), seven tackles for loss, 2.5 sacks, one interception, three quarterback hits and three passes defended
- ✦ Made his collegiate debut and recorded five tackles, 1.5 tackles for loss and a sack vs. Charlotte (9/1)
- ✦ Notched his first career interception vs. North Carolina State (10/22) and returned it 42 yards. Added two tackles (one solo) in the game

## 2015 (Louisville):

- ✦ Redshirted in his first year with the Cardinals

## PERSONAL:

- ✦ Attended Hiram (Ga.) High School where he played outside linebacker and tight end and was tabbed the 5-A Region Defensive Player of the Year as a senior after recording 43 tackles and 7.0 sacks. Also caught 11 passes for 249 yards and five touchdowns at the tight end position
- ✦ Selected to the Georgia 5-A Class all-state team as an honorable mention as a senior
- ✦ Also lettered in basketball

## SINGLE-GAME HIGHS: DEFENSIVE

### Total Tackles

3 at Cleveland Browns, Nov 15, 2020  
...1 more at 3.

# TEXANS BIOS

## 2020 GAME-BY-GAME REGULAR SEASON STATISTICS (TEXANS)

				TACKLES								INTERCEPTIONS					FUMBLES			ST					MISC				
W	DATE	OPPONENT	P/S	TK	S	A	SK	YDS	TFL	YDS	QBH	NO	YDS	LG	TD	PD	FF	FR	YDS	TK	S	A	FF	FR	S	A	W/L	SCORE	
01	09/10	at Chiefs		INACTIVE																								L	20-34
02	09/20	Ravens		INACTIVE																								L	16-33
03	09/27	at Steelers		INACTIVE																								L	21-28
04	10/04	Vikings	P	0	0	0	0.0	0.0	0	0	0	0	0	0	0	0	0	0	0	0	0	0	0	0	0	0	L	23-31	
05	10/11	Jaguars	P	0	0	0	0.0	0.0	0	0	0	0	0	0	0	0	0	0	0	0	0	0	0	0	0	0	W	30-14	
06	10/18	at Titans	P	0	0	0	0.0	0.0	0	0	0	0	0	0	0	0	0	0	0	0	0	0	0	0	0	0	L	36-42+	
07	10/25	Packers	P	0	0	0	0.0	0.0	0	0	0	0	0	0	0	0	0	0	0	0	0	0	0	0	0	0	L	20-35	
09	11/08	at Jaguars	P	3	1	2	0.0	0.0	0	0	0	0	0	0	0	0	0	0	0	0	0	0	0	0	0	0	W	27-25	
10	11/15	at Browns	P	3	0	3	0.0	0.0	0	0	0	0	0	0	0	0	0	0	0	0	0	0	0	0	0	0	L	7-10	
2020 TOTALS			6-0	6	1	5	0.0	0.0	0	0	0	0	0	0	0	0	0	0	0	0	0	0	0	0	0	0	2-7		

+ - Overtime





**P.J. HALL**

**DEFENSIVE TACKLE**

**6-0 | 305 | SAM HOUSTON STATE**

**HOMETOWN: SEGUIN, TEXAS | AGE: 25**

**3RD NFL SEASON | 1ST WITH TEXANS | ACQUIRED: FA-'20**

**2020 GP/GS: 9/7 | CAREER GP/GS: 39/25**

**TEAMS: LV '18-'19; HOU '20**



**96**

**TRANSACTIONS:** Selected by the Oakland Raiders with the 25th pick in the second round (57th overall) of the 2018 NFL Draft...Waived by the Raiders on Aug. 4, 2020...Signed by the Houston Texans on Aug. 13, 2020.

**2020 (Houston 9/8):**

- ✦ Tallied the second-most total tackles in his career (four) and one tackle for loss in his Texans debut at Kansas City in Week 1 (9/10)
- ✦ Started his first game for the Texans and recorded three total tackles (one solo) in Week 2 vs. Baltimore (9/20)
- ✦ Finished with a single-game career-high seven total tackles (two solo) and 1.0 sack in Week 4 vs. Minnesota (10/4). He became the first defensive tackle in franchise history to total at least seven tackles and 1.0 sack in a game since Anthony Maddox in Week 17 of 2006 against Cleveland
- ✦ Set a career high with seven solo tackles and added one quarterback hit in Week 6 at Tennessee (10/18)

**2019 (Oakland 16/12):**

- ✦ Saw action in all 16 games (12 starts) and accumulated 26 total tackles (18 solo), five tackles for loss, 1.5 sacks and three quarterback hits
- ✦ Notched a season-high four total tackles (three solo) in Week 8 at Houston (10/27)
- ✦ Registered his first career full sack in Week 9 vs. Detroit (11/7) when he took down QB Matthew Stafford for a 10-yard loss with :30 left in the game

**2018 (Oakland 14/6):**

- ✦ Appeared in 14 games (six starts) in his rookie season and recorded 22 total tackles (16 solo), four quarterback hits, three tackles for loss and two passes defended
- ✦ Became only the second defensive tackle in Raiders history to record multiple passes defended in his rookie season
- ✦ Made his NFL debut in Week 1 on Monday Night Football

vs. L.A. Rams (9/10) and had three total tackles (two solo)

- ✦ Contributed a career-high five total tackles (two solo) in Week 15 at Cincinnati (12/16)

**COLLEGE:**

- ✦ Played four seasons (2014-17) at Sam Houston State University in Huntsville, Texas after redshirting his freshman season (2013)
- ✦ Appeared in 56 games over his collegiate career and amassed 284 total tackles (160 solo), an FCS-record 86.5 tackles for loss, a school-record 42.0 sacks, nine forced fumbles, four interceptions and 14 blocked kicks
- ✦ Was a four-time All-American and one of two Bearkats in program history to be named first-team All-Southland Conference in each of his four seasons
- ✦ As a senior, he was named an All-American after switching from defensive end to defensive tackle where he tied for the team lead with 19 tackles for loss
- ✦ Named Southland Conference Defensive Player of the Year in his junior season and was a finalist for the Buck Buchanan Award given to the nation's top defensive player
- ✦ Led the team with 75 total tackles (50 solo), 22 tackles for loss and 11.0 sacks in his sophomore season
- ✦ Earned Southland Freshman of the Year and finished third in the voting for the Jerry Rice Award presented to the FCS Freshman of the Year, after totaling 24 tackles for loss, 12.0 sacks and four forced fumbles

**PERSONAL:**

- ✦ Attended Seguin (Texas) High School
- ✦ Was a first-team all-district defensive end and running back in high school
- ✦ Decorated track and field athlete in powerlifting, shot put and discus
- ✦ Majored in criminal justice at Sam Houston State
- ✦ Became the highest NFL Draft selection who did not receive an invite to the NFL Scouting Combine ✦ ✦

# TEXANS BIOS

## P.J. HALL'S NFL REGULAR SEASON DEFENSIVE STATISTICS

DATE	TEAM	GP	GS	TACKLES								INTERCEPTIONS					FUMBLES			ST					MISC	
				TK	S	A	TFL	YDS	SK	YDS	QBH	NO	YDS	LG	TD	PD	FF	FR	YDS	TK	S	A	FF	FR	S	A
2018	Raiders	14	6	22	16	6	3	11	0.0	0.0	4	0	0	0	0	2	0	0	0	0	0	0	0	0	0	0
2019	Raiders	16	12	26	18	8	5	16	1.5	10.0	3	0	0	0	0	0	0	0	0	0	0	0	0	0	0	0
2020	Texans	9	7	32	17	15	2	3	1.0	2.0	2	0	0	0	0	0	0	0	0	0	0	0	0	0	0	0
NFL TOTALS		39	25	80	51	29	10	30	2.5	12.0	9	0	0	0	0	2	0	0	0	0	0	0	0	0	0	0

## SINGLE-GAME HIGHS: DEFENSIVE

**Total Tackles** 7 at Tennessee Titans, Oct 18, 2020  
...1 more at 7.

**Passes Defensed** 1 vs. Kansas City Chiefs, Dec 02, 2018  
...1 more at 1.

**Sacks** 1.0 vs. Minnesota Vikings, Oct 04, 2020  
...1 more at 1.0.

**Tackles For Loss** 1 vs. Minnesota Vikings, Oct 04, 2020  
...9 more at 1.

## 2019 GAME-BY-GAME REGULAR SEASON STATISTICS (RAIDERS)

W	DATE	OPPONENT	P/S	TACKLES								INTERCEPTIONS					FUMBLES			ST					MISC		W/L	SCORE
				TK	S	A	SK	YDS	TFL	YDS	QBH	NO	YDS	LG	TD	PD	FF	FR	YDS	TK	S	A	FF	FR	S	A		
01	09/09	Broncos	P	1	0	1	0.0	0.0	0	0	0	0	0	0	0	0	0	0	0	0	0	0	0	0	0	0	W	24-16
02	09/15	Chiefs	P	3	2	1	0.5	0.0	1	1	0	0	0	0	0	0	0	0	0	0	0	0	0	0	0	0	L	10-28
03	09/22	at Vikings	S	1	1	0	0.0	0.0	0	0	1	0	0	0	0	0	0	0	0	0	0	0	0	0	0	0	L	14-34
04	09/29	at Colts	S	2	2	0	0.0	0.0	1	2	0	0	0	0	0	0	0	0	0	0	0	0	0	0	0	0	W	31-24
05	10/06	Bears	S	2	2	0	0.0	0.0	0	0	0	0	0	0	0	0	0	0	0	0	0	0	0	0	0	0	W	24-21
07	10/20	at Packers	S	2	1	1	0.0	0.0	0	0	0	0	0	0	0	0	0	0	0	0	0	0	0	0	0	0	L	24-42
08	10/27	at Texans	S	4	3	1	0.0	0.0	1	2	0	0	0	0	0	0	0	0	0	0	0	0	0	0	0	0	L	24-27
09	11/03	Lions	S	2	1	1	1.0	10.0	1	10	1	0	0	0	0	0	0	0	0	0	0	0	0	0	0	0	W	31-24
10	11/07	Chargers	S	4	2	2	0.0	0.0	0	0	0	0	0	0	0	0	0	0	0	0	0	0	0	0	0	0	W	26-24
11	11/17	Bengals	S	0	0	0	0.0	0.0	0	0	0	0	0	0	0	0	0	0	0	0	0	0	0	0	0	0	W	17-10
12	11/24	at Jets	S	1	1	0	0.0	0.0	0	0	0	0	0	0	0	0	0	0	0	0	0	0	0	0	0	0	L	3-34
13	12/01	at Chiefs	S	2	2	0	0.0	0.0	1	1	0	0	0	0	0	0	0	0	0	0	0	0	0	0	0	0	L	9-40
14	12/08	Titans	S	2	1	1	0.0	0.0	0	0	0	0	0	0	0	0	0	0	0	0	0	0	0	0	0	0	L	21-42
15	12/15	Jaguars	S	0	0	0	0.0	0.0	0	0	0	0	0	0	0	0	0	0	0	0	0	0	0	0	0	0	L	16-20
16	12/22	at Chargers	P	0	0	0	0.0	0.0	0	0	0	0	0	0	0	0	0	0	0	0	0	0	0	0	0	0	W	24-17
17	12/29	at Broncos	P	0	0	0	0.0	0.0	0	0	1	0	0	0	0	0	0	0	0	0	0	0	0	0	0	0	L	15-16
2019 TOTALS		16-12		26	18	8	1.5	10.0	5	16	3	0	0	0	0	0	0	0	0	0	0	0	0	0	0	0	7-9	

## 2020 GAME-BY-GAME REGULAR SEASON STATISTICS (TEXANS)

W	DATE	OPPONENT	P/S	TACKLES								INTERCEPTIONS					FUMBLES			ST					MISC		W/L	SCORE
				TK	S	A	SK	YDS	TFL	YDS	QBH	NO	YDS	LG	TD	PD	FF	FR	YDS	TK	S	A	FF	FR	S	A		
01	09/10	at Chiefs	P	5	4	1	0.0	0.0	1	1	0	0	0	0	0	0	0	0	0	0	0	0	0	0	0	0	L	20-34
02	09/20	Ravens	S	3	1	2	0.0	0.0	0	0	0	0	0	0	0	0	0	0	0	0	0	0	0	0	0	0	L	16-33
03	09/27	at Steelers	S	3	2	1	0.0	0.0	0	0	0	0	0	0	0	0	0	0	0	0	0	0	0	0	0	0	L	21-28
04	10/04	Vikings	P	7	2	5	1.0	2.0	1	2	1	0	0	0	0	0	0	0	0	0	0	0	0	0	0	0	L	23-31
05	10/11	Jaguars	S	3	1	2	0.0	0.0	0	0	0	0	0	0	0	0	0	0	0	0	0	0	0	0	0	0	W	30-14
06	10/18	at Titans	S	7	7	0	0.0	0.0	0	0	1	0	0	0	0	0	0	0	0	0	0	0	0	0	0	0	L	36-42+
07	10/25	Packers	S	2	0	2	0.0	0.0	0	0	0	0	0	0	0	0	0	0	0	0	0	0	0	0	0	0	L	20-35
09	11/08	at Jaguars	S	2	0	2	0.0	0.0	0	0	0	0	0	0	0	0	0	0	0	0	0	0	0	0	0	0	W	27-25
10	11/15	at Browns	S	0	0	0	0.0	0.0	0	0	0	0	0	0	0	0	0	0	0	0	0	0	0	0	0	0	L	7-10
2020 TOTALS		9-7		32	17	15	1.0	2.0	2	3	2	0	0	0	0	0	0	0	0	0	0	0	0	0	0	0	2-7	

+ - Overtime



# VERNON HARGREAVES III

CORNERBACK

5-10 | 204 | FLORIDA

HOMETOWN: TAMPA, FLA. | AGE: 25

5TH NFL SEASON | 2ND WITH TEXANS | ACQUIRED: W-'19 (TB)

2020 GP/GS: 9/8 | CAREER GP/GS (POST): 50/44 (2/2)

TEAMS: TB '16-'19; HOU '19-'20



26

**TRANSACTIONS:** Selected by the Tampa Bay Buccaneers in the first round (11th overall) of the 2016 NFL Draft...Waived by the Buccaneers on Nov. 11, 2019...Claimed off waivers by the Houston Texans on Nov. 13, 2019...Released by the Texans on Feb. 14, 2020...Signed by the Texans on March 21, 2020.

## 2020 (Houston 9/8):

- Started and recorded four solo tackles in Week 1 at Kansas City (9/10)
- Broke up one pass in the second quarter and added two total tackles (one solo) in Week 2 vs. Baltimore (9/20)
- Finished with six solo tackles and one pass defended to notch consecutive games with a pass defense in Week 3 at Pittsburgh (9/27)
- Finished with three total tackles and notched multiple passes defended for the first time since Week 8 of 2017 in Week 5 vs. Jacksonville (10/11)
- Finished with three total tackles (two solo), one interception and one pass defended in Week 9 at Jacksonville (11/8). Logged his first interception as a member of the Texans and his first since Week 1 of 2019 vs. San Francisco
- Recorded six total tackles (four solo) and his first tackle for loss of the season in Week 10 at Cleveland (11/15)

## 2019 (Tampa Bay 9/9; Houston 6/2, 2/2):

- Played in nine games (nine starts) with the Buccaneers to start the season before being waived by the Buccaneers and claimed by the Texans prior to Week 11, where he would appear in six regular season games (three starts) and two postseason contests (two starts)
- Finished the season with 61 total tackles (52 solo), one tackle for loss, one interception (returned for a touchdown) and two passes defended
- With Tampa Bay, notched his second career interception in the season opener vs. San Francisco (9/8), picking off 49ers QB Jimmy Garoppolo and returning it 15 yards for his first career touchdown
- As a member of the Bucs, led the team with a single-game career-high 12 total tackles (11 solo) and added one pass defended at Carolina (9/12)
- Made his Texans debut vs. Indianapolis (11/21) and recorded five total tackles (three solo) and one pass defended
- Finished tied for second on the team with six total tackles (four solo) and added one pass defended vs. New England (12/1)

- Made his second start as a member of the Texans and notched three solo tackles and a tackle for loss at Tampa Bay (12/21)
- Saw his first career postseason action in the Wild Card Round vs. Buffalo (1/4/20) and notched six total tackles (six solo) and one quarterback hit
- Notched three solo tackles and one pass defended in the Divisional Round at Kansas City (1/12/20)

## 2018 (Tampa Bay 1/1):

- Started in the season opener at New Orleans (9/9) and recorded seven total tackles (six solo), one pass defended and one forced fumble before suffering a season-ending injury and spending the rest of the season on the Reserve/Injured list

## 2017 (Tampa Bay 9/8):

- Played in nine games (eight starts) with the Buccaneers and finished with 42 total tackles (37 solo), five passes defended and one tackle for loss before being placed on the Reserve/Injured list prior to Week 16
- Tallied six total tackles (five solo) and two passes defended vs. Carolina (10/29), notching back-to-back games with multiple passes defended for the first time in his career
- Posted one solo tackle and two passes defended at Buffalo (10/22), his third career game with multiple passes defended
- Tied for the team lead with a season-high nine total tackles (nine solo) and added one pass defended vs. the N.Y. Giants (10/1)

## 2016 (Tampa Bay 16/16):

- Started in all 16 games for the Buccaneers as a rookie in 2016, totaling 76 tackles (68 solo), one interception, nine passes defended, three tackles for loss and one forced fumble. Also returned five punts for 29 yards (5.8 avg.)
- His 76 tackles ranked fourth on the team and his nine passes defended were tied for third
- Earned 2016 PFWA All-Rookie Team honors
- Posted six total tackles (six solo), one forced fumble and tied for first on the team with two passes defended at New Orleans (12/24), his second career game with multiple passes defended
- Registered his first career interception vs. New Orleans (12/11), picking off Saints QB Drew Brees in the second quarter. He also added three solo tackles and a pass

# TEXANS BIOS

defended in the game

- ✦ Logged seven total tackles (six solo) at San Diego (12/4), which tied for the team lead. Also deflected a pass from Chargers QB Philip Rivers that was intercepted by ILB Lavonte David and returned 15 yards for a touchdown
- ✦ Tied for second-most on the team with a season-high eight total tackles and notched his first career game with multiple passes defended (2) vs. Oakland (10/30)
- ✦ Started in his NFL debut at Atlanta (9/11) and recorded two total tackles (one solo)

## COLLEGE:

- ✦ Played three seasons (2013-15) at the University of Florida in Gainesville, Fla., where he saw action in 37 career games (35 starts) for the Gators
- ✦ Finished his collegiate career with 121 total tackles, three tackles for loss, 28 passes defended, nine interceptions, two fumble recoveries and one forced fumble
- ✦ Earned first team All-SEC honors in all three years at Florida (2013-15), including unanimous selections in 2014

and 2015

- ✦ Semifinalist for the Chuck Bednarik Award in both 2014 and 2015, the award given to the best defensive player in the country
- ✦ Named a unanimous All-American in 2015 and was one of three finalists for the Jim Thorpe award

## PERSONAL:

- ✦ Attended Paul R. Wharton High School in Tampa, Fla., where he earned the National Defensive Player of the Year award at the 58th Touchdown Club of Columbus awards ceremony
- ✦ Named All-Western Conference, All-Hillsborough, All-Suncoast, All-State, Class 8A Defensive Player of the Year and the Guy Toph Award winner as Hillsborough County's top senior football player in 2012
- ✦ Chosen as the Tampa Bay Times' All-Hillsborough Defensive Player of the Year and a USA Today first-team All-American
- ✦ His father, Vernon Hargreaves Jr. played collegiate football at the University of Connecticut

## VERNON HARGREAVES III'S NFL REGULAR SEASON DEFENSIVE STATISTICS

DATE	TEAM	GP	GS	TACKLES							QBH	INTERCEPTIONS					FUMBLES			ST					MISC	
				TK	S	A	TFL	YDS	SK	YDS		NO	YDS	LG	TD	PD	FF	FR	YDS	TK	S	A	FF	FR	S	A
2016	Buccaneers	16	16	76	68	8	3	2	0.0	0.0	0	1	0	0	0	9	1	0	0	0	0	0	0	0	0	0
2017	Buccaneers	9	8	42	37	5	1	5	0.0	0.0	0	0	0	0	0	5	0	0	0	0	0	0	0	0	0	0
2018	Buccaneers	1	1	7	6	1	0	0	0.0	0.0	0	0	0	0	0	1	1	0	0	0	0	0	0	0	0	0
2019	Buccaneers	9	9	40	36	4	0	0	0.0	0.0	0	1	15	15t	1	4	0	1	2	0	0	0	0	0	0	0
2019	Texans	6	2	21	16	5	1	2	0.0	0.0	0	0	0	0	0	2	0	0	0	0	0	0	0	0	0	0
2019	TOTAL	15	11	61	52	9	1	2	0.0	0.0	0	1	15	15t	1	6	0	1	2	0	0	0	0	0	0	0
2020	Texans	9	8	36	30	6	1	3	0.0	0.0	0	1	0	0	0	5	0	0	0	0	0	0	0	0	0	0
NFL TOTALS		50	44	222	193	29	6	12	0.0	0.0	0	3	15	15t	1	26	2	1	2	0	0	0	0	0	0	0

## VERNON HARGREAVES III'S NFL POSTSEASON DEFENSIVE STATISTICS

DATE	TEAM	GP	GS	TACKLES							QBH	INTERCEPTIONS					FUMBLES			ST					MISC	
				TK	S	A	TFL	YDS	SK	YDS		NO	YDS	LG	TD	PD	FF	FR	YDS	TK	S	A	FF	FR	S	A
2019	Texans	2	2	9	9	0	0	0	0.0	0.0	1	0	0	0	0	1	0	0	0	0	0	0	0	0	0	0
NFL TOTALS		2	2	9	9	0	0	0	0.0	0.0	1	0	0	0	0	1	0	0	0	0	0	0	0	0	0	0

## SINGLE-GAME HIGHS: DEFENSIVE

**Total Tackles** 12 at Carolina Panthers, Sep 12, 2019  
**Passes Defended** 2 vs. Jacksonville Jaguars, Oct 11, 2020  
 ...4 more at 2.  
**Forced Fumbles** 1 at New Orleans Saints, Sep 09, 2018  
 ...1 more at 1.  
**Fumble Recoveries** 1 at Tennessee Titans, Oct 27, 2019

**Tackles For Loss** 1 at Cleveland Browns, Nov 15, 2020  
 ...5 more at 1.  
**Interceptions** 1 at Jacksonville Jaguars, Nov 08, 2020  
 ...2 more at 1.  
**Interception Return Yards** 15 vs. San Francisco 49ers, Sep 08, 2019

## SINGLE-GAME HIGHS - POSTSEASON: DEFENSIVE

**Total Tackles** 6 vs. Buffalo Bills, Jan 04, 2020  
**Passes Defended** 1 at Kansas City Chiefs, Jan 12, 2020



# TEXANS BIOS

## 2019 GAME-BY-GAME REGULAR SEASON STATISTICS (BUCCANEERS/TEXANS)

2019 GAME BY GAME REGULAR SEASON STATISTICS (BUCCANEERS / TEXANS)																														
W	DATE	OPPONENT	P/S	TACKLES								INTERCEPTIONS					FUMBLES				ST				MISC		W/L	SCORE		
				TK	S	A	SK	YDS	TFL	YDS	QBH	NO	YDS	LG	TD	PD	FF	FR	YDS	TK	S	A	FF	FR	S	A				
01	09/08	49ers	S	3	2	1	0.0	0.0	0	0	0	1	15	15	1	1	0	0	0	0	0	0	0	0	0	0	0	L	17-31	
02	09/12	at Panthers	S	12	11	1	0.0	0.0	0	0	0	0	0	0	0	1	0	0	0	0	0	0	0	0	0	0	W	20-14		
03	09/22	Giants	S	1	1	0	0.0	0.0	0	0	0	0	0	0	0	0	0	0	0	0	0	0	0	0	0	0	L	31-32		
04	09/29	at Rams	S	2	2	0	0.0	0.0	0	0	0	0	0	0	0	0	0	0	0	0	0	0	0	0	0	0	W	55-40		
05	10/06	at Saints	S	5	5	0	0.0	0.0	0	0	0	0	0	0	0	0	0	0	0	0	0	0	0	0	0	0	L	24-31		
06	10/13	Panthers	S	5	5	0	0.0	0.0	0	0	0	0	0	0	0	0	0	0	0	0	0	0	0	0	0	0	L	26-37		
08	10/27	at Titans	S	5	4	1	0.0	0.0	0	0	0	0	0	0	0	1	0	1	2	0	0	0	0	0	0	0	L	23-27		
09	11/03	at Seahawks	S	5	4	1	0.0	0.0	0	0	0	0	0	0	0	0	0	0	0	0	0	0	0	0	0	0	L	34-40+		
10	11/10	Cardinals	S	2	2	0	0.0	0.0	0	0	0	0	0	0	0	1	0	0	0	0	0	0	0	0	0	0	W	30-27		
Went from <b>Buccaneers</b> to <b>Texans</b> .																														
11	11/17	at Ravens		INACTIVE																									L	7-41
12	11/21	Colts	S	5	3	2	0.0	0.0	0	0	0	0	0	0	0	1	0	0	0	0	0	0	0	0	0	0	W	20-17		
13	12/01	Patriots	P	6	4	2	0.0	0.0	0	0	0	0	0	0	0	1	0	0	0	0	0	0	0	0	0	0	W	28-22		
14	12/08	Broncos	P	3	2	1	0.0	0.0	0	0	0	0	0	0	0	0	0	0	0	0	0	0	0	0	0	0	L	24-38		
15	12/15	at Titans	P	3	3	0	0.0	0.0	0	0	0	0	0	0	0	0	0	0	0	0	0	0	0	0	0	0	W	24-21		
16	12/21	at Buccaneers	S	3	3	0	0.0	0.0	1	2	0	0	0	0	0	0	0	0	0	0	0	0	0	0	0	0	W	23-20		
17	12/29	Titans	P	1	1	0	0.0	0.0	0	0	0	0	0	0	0	0	0	0	0	0	0	0	0	0	0	0	L	14-35		
2019 TOTALS			15-11	61	52	9	0.0	0.0	1	2	0	1	15	15t	1	6	0	1	2	0	0	0	0	0	0	0	7-9			

+ - Overtime

## 2020 GAME-BY-GAME REGULAR SEASON STATISTICS (TEXANS)

W	DATE	OPPONENT	P/S	TACKLES								INTERCEPTIONS					FUMBLES			ST					MISC		W/L	SCORE
				TK	S	A	SK	YDS	TFL	YDS	QBH	NO	YDS	LG	TD	PD	FF	FR	YDS	TK	S	A	FF	FR	S	A		
01	09/10	at Chiefs	S	4	4	0	0.0	0.0	0	0	0	0	0	0	0	0	0	0	0	0	0	0	0	0	0	0	L	20-34
02	09/20	Ravens	S	2	1	1	0.0	0.0	0	0	0	0	0	0	0	1	0	0	0	0	0	0	0	0	0	0	L	16-33
03	09/27	at Steelers	S	6	6	0	0.0	0.0	0	0	0	0	0	0	0	1	0	0	0	0	0	0	0	0	0	0	L	21-28
04	10/04	Vikings	P	4	3	1	0.0	0.0	0	0	0	0	0	0	0	0	0	0	0	0	0	0	0	0	0	0	L	23-31
05	10/11	Jaguars	S	3	2	1	0.0	0.0	0	0	0	0	0	0	0	2	0	0	0	0	0	0	0	0	0	0	W	30-14
06	10/18	at Titans	S	5	5	0	0.0	0.0	0	0	0	0	0	0	0	0	0	0	0	0	0	0	0	0	0	0	L	36-42+
07	10/25	Packers	S	3	3	0	0.0	0.0	0	0	0	0	0	0	0	0	0	0	0	0	0	0	0	0	0	0	L	20-35
09	11/08	at Jaguars	S	3	2	1	0.0	0.0	0	0	0	1	0	0	0	1	0	0	0	0	0	0	0	0	0	0	W	27-25
10	11/15	at Browns	S	6	4	2	0.0	0.0	1	3	0	0	0	0	0	0	0	0	0	0	0	0	0	0	0	0	L	7-10
2020 TOTALS			9-8	36	30	6	0.0	0.0	1	3	0	1	0	0	0	5	0	0	0	0	0	0	0	0	0	0	2-7	

+ - Overtime

## 2019 GAME-BY-GAME POSTSEASON STATISTICS (TEXANS)

W	DATE	OPPONENT	P/S	TACKLES								INTERCEPTIONS					FUMBLES			ST					MISC		W/L	SCORE
				TK	S	A	SK	YDS	TFL	YDS	QBH	NO	YDS	LG	TD	PD	FF	FR	YDS	TK	S	A	FF	FR	S	A		
01	01/04	Bills	S	6	6	0	0.0	0.0	0	0	1	0	0	0	0	0	0	0	0	0	0	0	0	0	0	0	W	22-19+
02	01/12	at Chiefs	S	3	3	0	0.0	0.0	0	0	0	0	0	0	0	1	0	0	0	0	0	0	0	0	0	0	L	31-51
2019 TOTALS			2-2	9	9	0	0.0	0.0	0	0	1	0	0	0	0	1	0	0	0	0	0	0	0	0	0	0	1-1	

+ - Overtime



# CHARLIE HECK

TACKLE

6-8 | 311 | NORTH CAROLINA

HOMETOWN: KANSAS CITY, MO. | AGE: 23  
ROOKIE | 1ST WITH TEXANS | ACQUIRED: D4A-'20  
CAREER GP/GS: 0/0  
TEAMS: HOU '20



67

**TRANSACTIONS:** Selected by the Houston Texans in the fourth round (126th overall) of the 2020 NFL Draft.

## 2020 (Houston 0/0):

- ✦ Inactive in Weeks 1-10

## CAREER AT NORTH CAROLINA:

- ✦ Spent four seasons (2016-19) at the University of North Carolina at Chapel Hill, appearing in 43 games (34 starts) at both left and right tackle

## 2019 (North Carolina):

- ✦ Started in 12 games at left tackle and led the team with 43 knockdowns while only surrendering one half-sack all year long, earning him second-team All-ACC honors
- ✦ Helped pave the way for an offense that averaged 474.0 yards per game, which ranked second in the ACC and 12th nationally
- ✦ Notched a season-high seven knockdowns against South Carolina (8/31), earning him an ACC Offensive Lineman of the Week selection

## 2018 (North Carolina):

- ✦ Started in all 11 games as part of an offensive line that allowed just 10 sacks on the season, which ranked second in the ACC and seventh nationally
- ✦ Earned the team's Lineman of the Week honors twice during the season with five knockdowns against ECU (9/8)

and three against Virginia (10/27)

## 2017 (North Carolina):

- ✦ Played in all 12 games, starting the final 11 games of the season
- ✦ Finished with a season-best 10 knockdowns against Louisville (9/9)

## 2016 (North Carolina):

- ✦ Played in eight games as a redshirt freshman, including the Tar Heels Sun Bowl appearance against Stanford (12/30)

## 2015 (North Carolina):

- ✦ Redshirted in his first season with the Tar Heels

## PERSONAL:

- ✦ Attended Rockhurst High School in Kansas City, Mo., where he played a variety of positions, including tight end, offensive tackle and defensive end
- ✦ As a team captain in his senior season, helped lead Rockhurst to a 12-2 record and the Missouri Class 6A state championship game
- ✦ Earned first-team all-district and all-metro honors and was named second-team all-state
- ✦ His father, Andy Heck, is currently the offensive line coach for the Kansas City Chiefs, where he's coached since 2013
- ✦ His brother, Jon, was also a four-year starter on the offensive line at North Carolina

## 2020 GAME-BY-GAME REGULAR SEASON STATISTICS (TEXANS)

W	DATE	OPPONENT	P/S		W/L	SCORE
01	09/10	at Chiefs		INACTIVE	L	20-34
02	09/20	Ravens		INACTIVE	L	16-33
03	09/27	at Steelers		INACTIVE	L	21-28
04	10/04	Vikings		INACTIVE	L	23-31
05	10/11	Jaguars		INACTIVE	W	30-14
06	10/18	at Titans		INACTIVE	L	36-42+
07	10/25	Packers		INACTIVE	L	20-35
09	11/08	at Jaguars		INACTIVE	W	27-25
10	11/15	at Browns		INACTIVE	L	7-10
<b>2020 TOTALS</b>			<b>0-0</b>		<b>2-7</b>	

+ - Overtime



# TYTUS HOWARD

GUARD/TACKLE

6-5 | 322 | ALABAMA STATE

HOMETOWN: MONROEVILLE, ALA. | AGE: 24

2ND NFL SEASON | 2ND WITH TEXANS | ACQUIRED: D1-'19

2020 GP/GS: 9/9 | CAREER GP/GS: 17/17

TEAMS: HOU '19-20



71

**TRANSACTIONS:** Selected by the Houston Texans with the 23rd pick in the first round (23rd overall) of the 2019 NFL Draft.

## HONORS:

- 2019 PFWA All-Rookie Team

## 2020 (Houston 9/9):

- Started at right tackle in Week 1 at Kansas City (9/10) in which the Texans rushed for 5.4 yards per attempt
- Blocked for QB Deshaun Watson at right tackle as Watson threw for 300 passing yards and two touchdowns in Week 4 vs. Minnesota (10/4)
- Started at right tackle in Week 5 vs. Jacksonville (10/11) and helped the Texans record 486 net yards and an average of 8.4 yards per play, which was the third highest average in franchise history

## 2019 (Houston 8/8, 0/0):

- Played in eight games (eight starts) at right tackle before being placed on the Reserve/Injured list on Nov. 30
- Blocked for 396 total net yards of offense vs. Indianapolis (11/21), the Texans eighth game on the season with over 350 total net yards
- Started at right tackle in the win over Jacksonville (11/3) at Wembley Stadium in London as part of an offensive line that paved the way for 216 total rushing yards, the most rushing yards in a single game since Week 12 of the 2018 season vs. Tennessee (281) and the second-most yards in a game under Head Coach Bill O'Brien
- Started at right tackle at Kansas City (10/13) and was part of an offensive line that did not allow a sack on QB Deshaun Watson for the second-consecutive week, the first time the Texans had accomplished the feat since Weeks 1-2 of 2014
- Started at right tackle vs. Atlanta (10/6) and protected QB Deshaun Watson, who threw for 426 yards and five touchdowns
- Made his second-career start and first at right tackle, playing every snap in the Week 3 win over the L.A. Chargers (9/22)
- Started at left guard in his NFL debut vs. Jacksonville (9/15) and played every snap of the Texans' first win of

the season

## CAREER AT ALABAMA STATE:

- Played four seasons (2015-18) at Alabama State University in Montgomery, Ala. after redshirting the 2014 campaign
- Three-year starter and three-year captain along the offensive line
- Began his career as a walk-on tight end before transitioning to offensive line
- Grew two inches and gained more than 100 pounds over the duration of his college career

## 2018 (Alabama State):

- Started 10 games along the offensive line
- Earned FCS First-Team All-America honors from HERO Sports

## 2017 (Alabama State):

- Played and started all 11 games at tackle in 2017
- Led the team in pancakes and allowed just one sack
- Helped the hornets win five of the final six games of the season

## 2016 (Alabama State):

- Started in seven games along the offensive line

## 2015 (Alabama State):

- Appeared in eight games with six starts in 2015
- Helped the Hornets average 373.5 yards per game on offense

## 2014 (Alabama State):

- Redshirted the season

## PERSONAL:

- Attended Monroe County High School in Monroeville, Ala.
- Played quarterback in high school and rushed for 315 yards in a single game as a senior
- Lettered in basketball in high school as well
- Son of Tyran Rivers and Nathaniel Howard
- Majored in criminal justice at Alabama State

# TEXANS BIOS

## 2019 GAME-BY-GAME REGULAR SEASON STATISTICS (TEXANS)

W	DATE	OPPONENT	P/S		W/L	SCORE
01	09/09	at Saints		INACTIVE	L	28-30
02	09/15	Jaguars	S		W	13-12
03	09/22	at Chargers	S		W	27-20
04	09/29	Panthers	S		L	10-16
05	10/06	Falcons	S		W	53-32
06	10/13	at Chiefs	S		W	31-24
07	10/20	at Colts		INACTIVE	L	23-30
08	10/27	Raiders		INACTIVE	W	27-24
09	11/03	at Jaguars	S		W	26-3
11	11/17	at Ravens	S		L	7-41
12	11/21	Colts	S		W	20-17
13	12/01	Patriots		RESERVE/INJURED	W	28-22
14	12/08	Broncos		RESERVE/INJURED	L	24-38
15	12/15	at Titans		RESERVE/INJURED	W	24-21
16	12/21	at Buccaneers		RESERVE/INJURED	W	23-20
17	12/29	Titans		RESERVE/INJURED	L	14-35
<b>2019 TOTALS</b>			<b>8-8</b>		<b>10-6</b>	

## 2020 GAME-BY-GAME REGULAR SEASON STATISTICS (TEXANS)

W	DATE	OPPONENT	P/S		W/L	SCORE
01	09/10	at Chiefs	S		L	20-34
02	09/20	Ravens	S		L	16-33
03	09/27	at Steelers	S		L	21-28
04	10/04	Vikings	S		L	23-31
05	10/11	Jaguars	S		W	30-14
06	10/18	at Titans	S		L	36-42+
07	10/25	Packers	S		L	20-35
09	11/08	at Jaguars	S		W	27-25
10	11/15	at Browns	S		L	7-10
<b>2020 TOTALS</b>			<b>9-9</b>		<b>2-7</b>	

+ - Overtime

## 2019 GAME-BY-GAME POSTSEASON STATISTICS (TEXANS)

W	DATE	OPPONENT	P/S		W/L	SCORE
01	01/04	Bills		RESERVE/INJURED	W	22-19+
02	01/12	at Chiefs		RESERVE/INJURED	L	31-51
<b>2019 TOTALS</b>			<b>0-0</b>		<b>1-1</b>	

+ - Overtime





# BUDDY HOWELL

RUNNING BACK

6-1 | 218 | FLORIDA ATLANTIC

HOMETOWN: COCONUT GROVE, FLA. | AGE: 24

3RD NFL SEASON | 3RD WITH TEXANS | ACQUIRED: W-'18 (MIA)

2020 GP/GS: 7/0 | CAREER GP/GS (POST): 38/0 (2/0)

TEAMS: HOU '18-20



38

**TRANSACTIONS:** Signed by the Miami Dolphins as a college free agent on May 10, 2018...Waived by the Dolphins on Sept. 1, 2018...Claimed off waivers by the Houston Texans on Sept. 2, 2018.

## 2020 (Houston 7/0):

- ✎ Appeared on special teams in Week 1 at Kansas City (9/10)
- ✎ Blocked a punt from Packers P JK Scott in the fourth quarter of Week 7 (10/25) that was recovered by ILB Dylan Cole at the Packers' 33-yard line
- ✎ Logged his first special teams tackle of the season in Week 10 at Cleveland (11/15)

## 2019 (Houston 16/0, 2/0):

- ✎ Played in all 16 games in his second season and tallied five special teams tackles, which tied for sixth on the team. Also played in both postseason contests
- ✎ Recorded one special teams tackle at Kansas City (10/13), his first of the season
- ✎ Notched one special teams tackle at Indianapolis (10/20)
- ✎ Contributed on offense and special teams in the Week 8 win over Oakland (10/27)
- ✎ Registered his first two rushes of the season for five yards (2.5 avg.) at Baltimore (11/17)
- ✎ Tallied one special teams tackle vs. Denver (12/8)
- ✎ Logged one special teams tackle at Tampa Bay (12/21)
- ✎ Saw action on offense and special teams vs. Tennessee (12/29) and rushed three times for five yards (1.7 avg.)
- ✎ Played in his first career playoff game, contributing on special teams in the Wild Card Round vs. Buffalo (1/4/20)
- ✎ Logged one special teams tackle in the Divisional Round at Kansas City (1/12/20)

## 2018 (Houston 15/0, 0/0):

- ✎ Finished with nine special teams tackles, one forced fumble and one fumble recovery in 15 games as a rookie
- ✎ Made his NFL debut and contributed on special teams at Tennessee (9/16)
- ✎ Recorded his first career special teams tackle vs. the N.Y.

Giants (9/23)

- ✎ Recorded a career-high two special teams tackles and first career forced fumble vs. Buffalo (10/14)
- ✎ Recorded one special teams tackle vs. Miami (10/25)
- ✎ Notched one special teams tackle at Denver (11/4)
- ✎ Tallied one special teams tackle at Washington (11/18)
- ✎ Appeared on special teams and recorded one fumble recovery vs. Cleveland (12/2)
- ✎ Finished with a career-high three special teams tackles at the N.Y. Jets (12/15)
- ✎ Inactive in the Wild Card Round vs. Indianapolis (1/5/19)

## COLLEGE:

- ✎ Played four seasons (2014-17) at Florida Atlantic University in Boca Raton, Fla., and appeared in 29 career games with 16 starts, totaling 2,424 yards on 463 carries (5.2 avg.) and 22 touchdowns during his collegiate career
- ✎ Appeared in 12 games with one start as a senior for the Owls and rushed for 740 yards and five touchdowns on 112 carries (6.6 avg.)
- ✎ Played 12 games, starting 10 as a junior in 2016 and tallied 833 yards rushing and 13 touchdowns on 168 carries (5.0 avg.) and was named the team's Co-Ironman of the Year
- ✎ Played in all 12 games, starting five as a sophomore and posted 598 yards and three touchdowns on 133 carries (4.5 avg.), while adding five catches for 54 yards (10.8 avg.)
- ✎ Appeared in three games as a true freshman and notched 50 carries for 253 yards (5.1 avg.) and one touchdown

## PERSONAL:

- ✎ Attended Coral Gables (Fla.) High School
- ✎ Rushed for 1,567 yards on 232 carries (6.8 avg.) and 13 touchdowns in high school
- ✎ Participated in track and field at Coral Gables H.S.
- ✎ Earned third-team all-state and first-team all-county honors as a senior in 2013
- ✎ Majored in business management with a minor in accounting

# TEXANS BIOS

## BUDDY HOWELL'S NFL REGULAR SEASON RUSHING/RECEIVING STATISTICS

DATE	TEAM	GP	GS	RUSHING					RECEIVING				
				NO.	YDS.	AVG.	LG	TD	NO.	YDS.	AVG.	LG	TD
2018	Texans	15	0	0	0	0.0	0	0	0	0	0.0	0	0
2019	Texans	16	0	5	10	2.0	4	0	0	0	0.0	0	0
2020	Texans	7	0	0	0	0.0	0	0	0	0	0.0	0	0
NFL TOTALS		38	0	5	10	2.0	4	0	0	0	0.0	0	0

## BUDDY HOWELL'S NFL POSTSEASON RUSHING/RECEIVING STATISTICS

DATE	TEAM	GP	GS	RUSHING					RECEIVING				
				NO.	YDS.	AVG.	LG	TD	NO.	YDS.	AVG.	LG	TD
2018	Texans	0	0	0	0	0.0	0	0	0	0	0.0	0	0
2019	Texans	2	0	0	0	0.0	0	0	0	0	0.0	0	0
NFL TOTALS		2	0	0	0	0.0	0	0	0	0	0.0	0	0

## BUDDY HOWELL'S NFL REGULAR SEASON DEFENSIVE STATISTICS

DATE	TEAM	GP	GS	ST						MISC	
				TK	S	A	FF	FR		S	A
2018	Texans	15	0	9	7	2	1	1		0	0
2019	Texans	16	0	5	2	3	0	0		1	0
2020	Texans	7	0	1	1	0	0	0		0	0
NFL TOTALS		38	0	15	10	5	1	1		1	0

## BUDDY HOWELL'S NFL POSTSEASON DEFENSIVE STATISTICS

DATE	TEAM	GP	GS	ST						MISC	
				TK	S	A	FF	FR		S	A
2018	Texans	0	0	0	0	0	0	0		0	0
2019	Texans	2	0	1	1	0	0	0		0	0
NFL TOTALS		2	0	1	1	0	0	0		0	0

### SINGLE-GAME HIGHS: RUSHING/RECEIVING

<b>Rush Attempts</b>	3 vs. Tennessee Titans, Dec 29, 2019	<b>All-purpose yards</b>	5 vs. Tennessee Titans, Dec 29, 2019
<b>Rushing Yards</b>	5 vs. Tennessee Titans, Dec 29, 2019		...1 more at 5.
	...1 more at 5.	<b>Special Teams Tackles</b>	3 at New York Jets, Dec 15, 2018
<b>Longest Runs</b>	4 at Baltimore Ravens, Nov 17, 2019	<b>Miscellaneous Tackles</b>	1 vs. Tennessee Titans, Dec 29, 2019

### SINGLE-GAME HIGHS - POSTSEASON: RUSHING/RECEIVING

<b>Special Teams Tackles</b>	1 at Kansas City Chiefs, Jan 12, 2020
------------------------------	---------------------------------------

# TEXANS BIOS

## 2019 GAME-BY-GAME REGULAR SEASON STATISTICS (TEXANS)

W	DATE	OPPONENT	P/S	RUSHING					RECEIVING					W/L	SCORE
				NO.	YDS.	AVG.	LG	TD	NO.	YDS.	AVG.	LG	TD		
01	09/09	at Saints	P	0	0	0.0	0	0	0	0	0.0	0	0	L	28-30
02	09/15	Jaguars	P	0	0	0.0	0	0	0	0	0.0	0	0	W	13-12
03	09/22	at Chargers	P	0	0	0.0	0	0	0	0	0.0	0	0	W	27-20
04	09/29	Panthers	P	0	0	0.0	0	0	0	0	0.0	0	0	L	10-16
05	10/06	Falcons	P	0	0	0.0	0	0	0	0	0.0	0	0	W	53-32
06	10/13	at Chiefs	P	0	0	0.0	0	0	0	0	0.0	0	0	W	31-24
07	10/20	at Colts	P	0	0	0.0	0	0	0	0	0.0	0	0	L	23-30
08	10/27	Raiders	P	0	0	0.0	0	0	0	0	0.0	0	0	W	27-24
09	11/03	at Jaguars	P	0	0	0.0	0	0	0	0	0.0	0	0	W	26-3
11	11/17	at Ravens	P	2	5	2.5	4	0	0	0	0.0	0	0	L	7-41
12	11/21	Colts	P	0	0	0.0	0	0	0	0	0.0	0	0	W	20-17
13	12/01	Patriots	P	0	0	0.0	0	0	0	0	0.0	0	0	W	28-22
14	12/08	Broncos	P	0	0	0.0	0	0	0	0	0.0	0	0	L	24-38
15	12/15	at Titans	P	0	0	0.0	0	0	0	0	0.0	0	0	W	24-21
16	12/21	at Buccaneers	P	0	0	0.0	0	0	0	0	0.0	0	0	W	23-20
17	12/29	Titans	P	3	5	1.7	3	0	0	0	0.0	0	0	L	14-35
2019 TOTALS			16-0	5	10	2.0	4	0	0	0	0.0	0	0	10-6	

## 2020 GAME-BY-GAME REGULAR SEASON STATISTICS (TEXANS)

W	DATE	OPPONENT	P/S	RUSHING					RECEIVING					W/L	SCORE
				NO.	YDS.	AVG.	LG	TD	NO.	YDS.	AVG.	LG	TD		
01	09/10	at Chiefs	P	0	0	0.0	0	0	0	0	0.0	0	0	L	20-34
02	09/20	Ravens	P	0	0	0.0	0	0	0	0	0.0	0	0	L	16-33
03	09/27	at Steelers	P	0	0	0.0	0	0	0	0	0.0	0	0	L	21-28
04	10/04	Vikings	P	0	0	0.0	0	0	0	0	0.0	0	0	L	23-31
05	10/11	Jaguars												W	30-14
06	10/18	at Titans												L	36-42+
07	10/25	Packers	P	0	0	0.0	0	0	0	0	0.0	0	0	L	20-35
09	11/08	at Jaguars	P	0	0	0.0	0	0	0	0	0.0	0	0	W	27-25
10	11/15	at Browns	P	0	0	0.0	0	0	0	0	0.0	0	0	L	7-10
2020 TOTALS			7-0	0	0	0.0	0	0	0	0	0.0	0	0	2-7	

+ - Overtime

## 2019 GAME-BY-GAME POSTSEASON STATISTICS (TEXANS)

W	DATE	OPPONENT	P/S	RUSHING					RECEIVING					W/L	SCORE
				NO.	YDS.	AVG.	LG	TD	NO.	YDS.	AVG.	LG	TD		
01	01/04	Bills	P	0	0	0.0	0	0	0	0	0.0	0	0	W	22-19+
02	01/12	at Chiefs	P	0	0	0.0	0	0	0	0	0.0	0	0	L	31-51
2019 TOTALS			2-0	0	0	0.0	0	0	0	0	0.0	0	0	1-1	

+ - Overtime

# TEXANS BIOS

## 2019 GAME-BY-GAME REGULAR SEASON STATISTICS (TEXANS)

				ST						MISC			
W	DATE	OPPONENT	P/S	TK	S	A	FF	FR	S	A	W/L	SCORE	
01	09/09	at Saints	P	1	0	1	0	0	0	0	L	28-30	
02	09/15	Jaguars	P	0	0	0	0	0	0	0	W	13-12	
03	09/22	at Chargers	P	0	0	0	0	0	0	0	W	27-20	
04	09/29	Panthers	P	0	0	0	0	0	0	0	L	10-16	
05	10/06	Falcons	P	0	0	0	0	0	0	0	W	53-32	
06	10/13	at Chiefs	P	1	1	0	0	0	0	0	W	31-24	
07	10/20	at Colts	P	1	0	1	0	0	0	0	L	23-30	
08	10/27	Raiders	P	0	0	0	0	0	0	0	W	27-24	
09	11/03	at Jaguars	P	0	0	0	0	0	0	0	W	26-3	
11	11/17	at Ravens	P	0	0	0	0	0	0	0	L	7-41	
12	11/21	Colts	P	0	0	0	0	0	0	0	W	20-17	
13	12/01	Patriots	P	0	0	0	0	0	0	0	W	28-22	
14	12/08	Broncos	P	1	0	1	0	0	0	0	L	24-38	
15	12/15	at Titans	P	0	0	0	0	0	0	0	W	24-21	
16	12/21	at Buccaneers	P	1	1	0	0	0	0	0	W	23-20	
17	12/29	Titans	P	0	0	0	0	0	1	0	L	14-35	
2019 TOTALS			16-0	5	2	3	0	0	1	0	10-6		

## 2020 GAME-BY-GAME REGULAR SEASON STATISTICS (TEXANS)

				TACKLES								INTERCEPTIONS						FUMBLES				ST				MISC					
W	DATE	OPPONENT	P/S	TK	S	A	SK	YDS	TFL	YDS	QBH	NO	YDS	LG	TD	PD	FF	FR	YDS	TK	S	A	FF	FR	S	A	W/L	SCORE			
01	09/10	at Chiefs	P	0	0	0	0.0	0.0	0	0	0	0	0	0	0	0	0	0	0	0	0	0	0	0	0	0	L	20-34			
02	09/20	Ravens	P	0	0	0	0.0	0.0	0	0	0	0	0	0	0	0	0	0	0	0	0	0	0	0	0	0	L	16-33			
03	09/27	at Steelers	P	0	0	0	0.0	0.0	0	0	0	0	0	0	0	0	0	0	0	0	0	0	0	0	0	0	L	21-28			
04	10/04	Vikings	P	0	0	0	0.0	0.0	0	0	0	0	0	0	0	0	0	0	0	0	0	0	0	0	0	0	L	23-31			
05	10/11	Jaguars		INACTIVE																								W	30-14		
06	10/18	at Titans		INACTIVE																								L	36-42+		
07	10/25	Packers	P	0	0	0	0.0	0.0	0	0	0	0	0	0	0	0	0	0	0	0	0	0	0	0	0	0	L	20-35			
09	11/08	at Jaguars	P	0	0	0	0.0	0.0	0	0	0	0	0	0	0	0	0	0	0	0	0	0	0	0	0	0	W	27-25			
10	11/15	at Browns	P	0	0	0	0.0	0.0	0	0	0	0	0	0	0	0	0	0	0	0	1	1	0	0	0	0	L	7-10			
2020 TOTALS			7-0	0	0	0	0.0	0.0	0	0	0	0	0	0	0	0	0	0	0	0	1	1	0	0	0	0	2-7				

+ - Overtime

## 2019 GAME-BY-GAME POSTSEASON STATISTICS (TEXANS)

			2019 GAME BY GAME PERFORMANCE STATISTICS (LEAGUE)																									
W	DATE	OPPONENT	P/S	TACKLES								INTERCEPTIONS						FUMBLES			ST				MISC		W/L	SCORE
				TK	S	A	SK	YDS	TFL	YDS	QBH	NO	YDS	LG	TD	PD	FF	FR	YDS	TK	S	A	FF	FR	S	A		
01	01/04	Bills	P	0	0	0	0.0	0.0	0	0	0	0	0	0	0	0	0	0	0	0	0	0	0	0	0	W	22-19+	
02	01/12	at Chiefs	P	0	0	0	0.0	0.0	0	0	0	0	0	0	0	0	0	0	0	0	0	0	0	0	L	31-51		
2019 TOTALS			2-0	0	0	0	0.0	0.0	0	0	0	0	0	0	0	0	0	0	0	0	0	0	0	0	1-1			

+ - Overtime





# DUKE JOHNSON

RUNNING BACK

5-9 | 210 | MIAMI (FLA.)

HOMETOWN: MIAMI, FLA. | AGE: 27

6TH NFL SEASON | 2ND WITH TEXANS | ACQUIRED: T-'19 (CLE)

2020 GP/GS: 7/1 | CAREER GP/GS (POST): 87/13 (2/1)

TEAMS: CLE '15-18; HOU '19-20



25

**TRANSACTIONS:** Selected by the Cleveland Browns with the 13th pick in the third round (77th overall) in the 2015 NFL Draft...Signed a contract extension with the Browns on June 7, 2018...Traded to the Houston Texans on Aug. 8, 2019.

## CAREER:

- ✦ Played in 87 games (13 starts) since entering the league in 2015 as a third-round draft pick with the Browns
- ✦ Has rushed for 1,845 yards and seven touchdowns while adding 2,689 receiving yards and 11 receiving touchdowns over his six-year career
- ✦ His 9.2 yards per reception and 2,689 receiving yards both rank third since entering the league in 2015 among NFL running backs over that span (min. 200 receptions)
- ✦ Notched 235 receptions between 2015-18 with the Browns, the most in Browns history by a running back in the first four years of their career
- ✦ Became only the sixth running back in NFL history to post at least 50 receptions in each of his first three seasons
- ✦ One of six running backs in NFL history to record at least 500 receiving yards in each of their first three seasons (2015-17)

## 2020 (Houston) (7/1):

- ✦ Rushed five times for 14 yards (2.8 avg.) in the season opener at Kansas City (9/10)
- ✦ Ran for 24 yards on five carries (4.8 avg.) and caught three passes for 21 yards (7.0 avg.) in Week 4 vs. Minnesota (10/4)
- ✦ One of six running backs in NFL history to record at least 500 receiving yards in each of their first three seasons (2015-17)
- ✦ Ran for a season-high 41 yards on 16 carries (2.6 avg.) and one touchdown while adding four receptions for 32 yards (8.0 avg.) in Week 9 at Jacksonville (11/8)
- ✦ Ran for a team-high 54 yards on 14 carries (3.9 avg.) in his first start of the season in Week 10 at Cleveland (11/15)

## 2019 (Houston) (16/3, 2/1):

- ✦ Posted a single-season career-high 410 rushing yards and two touchdowns on 83 carries (4.4 avg.) and caught 44 passes for 410 yards (9.3 avg.) and three touchdowns in 16 games (three starts)
- ✦ Became the fourth player in Texans history and the first since Arian Foster in 2011 to record at least 400 rushing yards and 400 receiving yards in a single season
- ✦ Rushed for 57 yards on nine carries (6.3 avg.), including a

game-long 32-yard run in his Texans debut at New Orleans (9/9). Added four catches for 33 yards (8.3 avg.) in the contest

- ✦ Caught two passes for 22 yards (11.0 avg.) and ran 56 yards on six carries (9.3 avg.) vs. Carolina (9/29), including a career-long 40-yard run in the second quarter, which was the longest run for the Texans since Lamar Miller's 97-yard touchdown run in Week 12 of 2018
- ✦ Ran for 34 yards on five carries (6.8 avg.) and caught two passes for 20 yards (10.0 avg.) and one touchdown at Kansas City (10/13), marking his first touchdown as a member of the Texans
- ✦ Caught four passes for 33 yards (8.3 avg.) and a touchdown, while rushing three times for one yard vs. Oakland (10/27)
- ✦ Registered five receptions for a season-high 68 yards (13.6 avg.), including a season-long 21-yard reception and added 13 yards and one touchdown on seven carries (1.9 avg.) in the win over Jacksonville in London (11/3), notching his sixth career rushing touchdown and his first since Week 17 of 2017
- ✦ Caught five passes for 54 yards (10.8 avg.) and one touchdown and rushed for a team-high 36 yards on nine carries (4.0 avg.) vs. New England (12/1)
- ✦ Caught five passes for 45 yards (9.0 avg.) and ran for 12 yards and one touchdown on four carries (3.0 avg.) vs. Tennessee (12/29) and became the first Texans running back to record over 40 receptions in a season since Arian Foster in 2012
- ✦ Appeared in his first career playoff game in the Wild Card Round vs. Buffalo (1/4/20) and pulled in three passes for 30 yards (10.0 avg.) and ran for 38 yards on three carries (12.7 avg.). His 68 scrimmage yards were the second-most by a Texans player in the game
- ✦ Caught five passes for 23 yards (4.6 avg.) and ran for 11 yards on one carry (11.0 avg.) in the Divisional Round at Kansas City (1/12/20)

## 2018 (Cleveland) (16/2):

- ✦ Played in all 16 games (two starts) and led Browns running backs in receiving with 47 receptions for 429 yards (9.1 avg.) and three touchdowns. Also rushed for 201 yards with a career-high rushing average of 5.0
- ✦ His three receiving touchdowns matched his single-season career high
- ✦ Notched the first multi-touchdown performance of his career vs. Kansas City (11/4), matching his career high of

nine receptions for a season-high 78 yards (8.7 avg.) and two touchdowns

- ✦ Posted a season-high 109 all-purpose yards vs. the Los Angeles Chargers (10/14) after rushing twice for 36 yards (18.0 avg.) and pulling in four catches for 73 yards (18.3 avg.)

## 2017 (Cleveland 16/0):

- ✦ Played in all 16 games and posted a single-season career-high seven total touchdowns (four rushing, three receiving)
- ✦ Recorded at least 50 receptions in each of his first three seasons (2015-17), becoming one of six running backs in NFL history to accomplish the feat
- ✦ Tallied 348 rushing yards and led the Browns with a single-season career-high 693 receiving yards on 74 catches (9.4 avg.)
- ✦ His 693 receiving yards ranked third in the NFL among running backs, only behind Todd Gurley and Alvin Kamara
- ✦ Rushed for 20 yards and caught three passes for 63 yards (21.0 avg.), including a season-long 41-yard touchdown grab vs. the N.Y. Jets (10/8)
- ✦ Recorded a season-high 104 all-purpose yards at Indianapolis (9/24), after recording six catches for 81 yards (13.5 avg.) and rushing for 23 yards, including a season-long 19-yard touchdown run

## 2016 (Cleveland 16/1):

- ✦ Appeared in all 16 games (one start) and rushed 73 times for 358 yards (4.9 avg.) and one touchdown, while adding 53 catches for 514 yards (9.7 avg.)
- ✦ Part of a Browns running back unit that ranked second in the NFL with a 4.89 rushing average, the highest mark by Cleveland since 1966
- ✦ His 514 receiving yards were the fourth-most among NFL running backs
- ✦ Saw action as a punt returner and tallied 17 returns for 112 yards (6.6 avg.) on the season
- ✦ Set a career high in all-purpose yards against the N.Y. Jets (10/30) after recording 29 rushing yards, 87 receiving yards and 28 punt return yards

## 2015 (Cleveland 16/7):

- ✦ Played in all 16 games (seven starts) and rushed for 379 yards while adding 61 receptions for 534 yards (8.8 avg.) and two touchdowns
- ✦ His 61 receptions ranked second all-time among Browns rookies (the most since 1999) and tied for fifth in franchise history among all running backs
- ✦ Among all running backs in 2015, finished fourth in receptions and fifth in receiving yards
- ✦ Notched his first-career touchdown on a 34-yard catch at San Diego (10/4). Totaled 126 scrimmage yards on eight carries (31 yards) and nine receptions (85 yards). His nine receptions were most by Browns running back since 2002 and tied for sixth-most all-time

## COLLEGE:

- ✦ Appeared in 33 games over three seasons (2012-14) at the University of Miami (Fla.) and finished his college career as the Hurricanes' all-time leader in total rushing yards (3,519), total all-purpose yards (5,526) and total kickoff return yards (1,288)
- ✦ Tied for first in program history with 14 100-yard rushing games
- ✦ As a junior (2014), ranked fifth in the nation and led the ACC with 2,073 all-purpose yards
- ✦ Earned All-ACC honors as a sophomore (2013)
- ✦ Played in all 12 games as a freshman (2012) and rushed for a freshman-record 947 yards and 10 touchdowns. Also set the school record with 892 kick return yards and two touchdowns, totaling 2,060 all-purpose yards, the second-highest total in Miami history

## PERSONAL:

- ✦ Given name is Randy Johnson
- ✦ Ran the 60-meter dash for the Miami indoor track Team
- ✦ Volunteered for numerous community outreach opportunities in Cleveland, including stuffing USO care packages and deployment bags for service members and volunteering at the Greater Cleveland Food Bank

## DUKE JOHNSON'S NFL REGULAR SEASON RUSHING/RECEIVING STATISTICS

DATE	TEAM	GP	GS	RUSHING					RECEIVING				
				NO.	YDS.	AVG.	LG	TD	NO.	YDS.	AVG.	LG	TD
2015	Browns	16	7	104	379	3.6	39	0	61	534	8.8	52	2
2016	Browns	16	1	73	358	4.9	22	1	53	514	9.7	32	0
2017	Browns	16	0	82	348	4.2	19t	4	74	693	9.4	41t	3
2018	Browns	16	2	40	201	5.0	23	0	47	429	9.1	32	3
2019	Texans	16	2	83	410	4.9	40	2	44	410	9.3	21	3
2020	Texans	7	1	48	149	3.1	23	1	14	109	7.8	30	0
NFL TOTALS		87	13	430	1,845	4.3	40	8	293	2,689	9.2	52	11

# TEXANS BIOS

## DUKE JOHNSON'S NFL POSTSEASON RUSHING/RECEIVING STATISTICS

DATE	TEAM	GP	GS	RUSHING					RECEIVING				
				NO.	YDS.	AVG.	LG	TD	NO.	YDS.	AVG.	LG	TD
2019	Texans	2	1	4	49	12.3	19	0	8	53	6.6	18	0
NFL TOTALS		2	1	4	49	12.3	19	0	8	53	6.6	18	0

## DUKE JOHNSON'S NFL REGULAR SEASON RETURN STATISTICS

KICKOFF RETURNS							PUNT RETURNS					
DATE	TEAM	RET.	YDS.	AVG.	LG	TD	NO.	FC	YDS.	AVG.	LG	TD
2015	Browns	2	52	26.0	30	0	0	0	0	0.0	0	0
2016	Browns	1	19	19.0	19	0	17	1	112	6.6	18	0
2017	Browns	0	0	0.0	0	0	3	1	17	5.7	12	0
2018	Browns	0	0	0.0	0	0	0	0	0	0.0	0	0
2019	Texans	0	0	0.0	0	0	0	0	0	0.0	0	0
2020	Texans	0	0	0.0	0	0	0	0	0	0.0	0	0
NFL TOTALS		3	71	23.7	30	0	20	2	129	6.5	18	0

## DUKE JOHNSON'S NFL POSTSEASON RETURN STATISTICS

DATE	TEAM	RET.	KICKOFF RETURNS				PUNT RETURNS					
			YDS.	AVG.	LG	TD	NO.	FC	YDS.	AVG.	LG	TD
2019	Texans	0	0	0.0	0	0	0	0	0	0.0	0	0
NFL TOTALS		0	0	0.0	0	0	0	0	0	0.0	0	0

### SINGLE-GAME HIGHS: RUSHING/RECEIVING

**Rush Attempts** 16 at Jacksonville Jaguars, Nov 08, 2020  
**Rushing Yards** 78 vs. San Francisco 49ers, Dec 13, 2015  
**Longest Runs** 40 vs. Carolina Panthers, Sep 29, 2019  
**Rushing TDs** 1 at Jacksonville Jaguars, Nov 08, 2020  
 ...7 more at 1.  
**Receptions** 9 vs. Kansas City Chiefs, Nov 04, 2018  
 ...2 more at 9.  
**Receiving Yards** 87 vs. New York Jets, Oct 30, 2016  
**Longest Receptions** 52 vs. Arizona Cardinals, Nov 01, 2015  
**Receiving TDs** 2 vs. Kansas City Chiefs, Nov 04, 2018  
**All-purpose yards** 144 vs. New York Jets, Oct 30, 2016  
**Kickoff Returns** 2 at Pittsburgh Steelers, Nov 15, 2015

**Kickoff Return Yards** 52 at Pittsburgh Steelers, Nov 15, 2015  
**Longest Kickoff Return** 30 at Pittsburgh Steelers, Nov 15, 2015  
**Fair Catches** 1 vs. Green Bay Packers, Dec 10, 2017  
 ...1 more at 1.  
**Punt Return Yards** 32 vs. Pittsburgh Steelers, Nov 20, 2016  
**Longest Punt Return** 18 vs. Pittsburgh Steelers, Nov 20, 2016  
 ...1 more at 18.  
**Punt Returns** 3 vs. New York Giants, Nov 27, 2016  
 ...1 more at 3.  
**Special Teams Tackles** 1 at Oakland Raiders, Sep 30, 2018  
 ...1 more at 1.  
**Miscellaneous Tackles** 1 at Tampa Bay Buccaneers, Dec 21, 2019  
 ...9 more at 1.  
**Most TDs** 2 vs. Kansas City Chiefs, Nov 04, 2018

### SINGLE-GAME HIGHS - POSTSEASON: RUSHING/RECEIVING

**Rush Attempts** 3 vs. Buffalo Bills, Jan 04, 2020  
**Rushing Yards** 38 vs. Buffalo Bills, Jan 04, 2020  
**Longest Runs** 19 vs. Buffalo Bills, Jan 04, 2020  
**Receptions** 5 at Kansas City Chiefs, Jan 12, 2020

**Receiving Yards** 30 vs. Buffalo Bills, Jan 04, 2020  
**Longest Receptions** 18 vs. Buffalo Bills, Jan 04, 2020  
**All-purpose yards** 68 vs. Buffalo Bills, Jan 04, 2020

# TEXANS BIOS

## 2019 GAME-BY-GAME REGULAR SEASON STATISTICS (TEXANS)

W	DATE	OPPONENT	P/S	RUSHING					RECEIVING					W/L	SCORE
				NO.	YDS.	AVG.	LG	TD	NO.	YDS.	AVG.	LG	TD		
01	09/09	at Saints	P	9	57	6.3	32	0	4	33	8.3	13	0	L	28-30
02	09/15	Jaguars	P	6	31	5.2	19	0	0	0	0.0	0	0	W	13-12
03	09/22	at Chargers	P	2	2	1.0	1	0	2	22	11.0	15	0	W	27-20
04	09/29	Panthers	P	6	56	9.3	40	0	2	22	11.0	12	0	L	10-16
05	10/06	Falcons	P	9	59	6.6	24	0	1	8	8.0	8	0	W	53-32
06	10/13	at Chiefs	P	5	34	6.8	15	0	2	20	10.0	11t	1	W	31-24
07	10/20	at Colts	S	7	34	4.9	11	0	2	22	11.0	12	0	L	23-30
08	10/27	Raiders	P	3	1	0.3	4	0	4	33	8.3	12t	1	W	27-24
09	11/03	at Jaguars	P	7	13	1.9	4	1	5	68	13.6	21	0	W	26-3
11	11/17	at Ravens	P	6	40	6.7	17	0	2	4	2.0	8	0	L	7-41
12	11/21	Colts	P	5	22	4.4	19	0	1	8	8.0	8	0	W	20-17
13	12/01	Patriots	P	9	36	4.0	13	0	5	54	10.8	15	1	W	28-22
14	12/08	Broncos	S	1	5	5.0	5	0	6	40	6.7	11	0	L	24-38
15	12/15	at Titans	P	2	4	2.0	3	0	2	19	9.5	11	0	W	24-21
16	12/21	at Buccaneers	P	2	4	2.0	6	0	1	12	12.0	12	0	W	23-20
17	12/29	Titans	P	4	12	3.0	8	1	5	45	9.0	14	0	L	14-35
2019 TOTALS			16-2	83	410	4.9	40	2	44	410	9.3	21	3	10-6	

## 2020 GAME-BY-GAME REGULAR SEASON STATISTICS (TEXANS)

W	DATE	OPPONENT	P/S	RUSHING					RECEIVING					W/L	SCORE
				NO.	YDS.	AVG.	LG	TD	NO.	YDS.	AVG.	LG	TD		
01	09/10	at Chiefs	P	5	14	2.8	7	0	0	0	0.0	0	0	L	20-34
02	09/20	Ravens												L	16-33
03	09/27	at Steelers												L	21-28
04	10/04	Vikings	P	5	24	4.8	8	0	3	21	7.0	15	0	L	23-31
05	10/11	Jaguars	P	3	8	2.7	3	0	1	11	11.0	11	0	W	30-14
06	10/18	at Titans	P	4	9	2.3	10	0	1	2	2.0	2	0	L	36-42+
07	10/25	Packers	P	1	-1	-1.0	-1	0	5	43	8.6	30	0	L	20-35
09	11/08	at Jaguars	P	16	41	2.6	8	1	4	32	8.0	12	0	W	27-25
10	11/15	at Browns	S	14	54	3.9	23	0	0	0	0.0	0	0	L	7-10
2020 TOTALS			7-1	48	149	3.1	23	1	14	109	7.8	30	0	2-7	

+ - Overtime

## 2019 GAME-BY-GAME POSTSEASON STATISTICS (TEXANS)

W	DATE	OPPONENT	P/S	RUSHING					RECEIVING					W/L	SCORE
				NO.	YDS.	AVG.	LG	TD	NO.	YDS.	AVG.	LG	TD		
01	01/04	Bills	P	3	38	12.7	19	0	3	30	10.0	18	0	W	22-19+
02	01/12	at Chiefs	S	1	11	11.0	11	0	5	23	4.6	9	0	L	31-51
2019 TOTALS			2-1	4	49	12.3	19	0	8	53	6.6	18	0	1-1	

+ - Overtime





# RODERICK JOHNSON

TACKLE

6-6 | 306 | FLORIDA STATE

HOMETOWN: FLORISSANT, MO. | AGE: 24

4TH NFL SEASON | 3RD WITH TEXANS | ACQUIRED: W-'18 (CLE)

2020 GP/GS: 7/0 | CAREER GP/GS (POST): 24/3 (2/0)

TEAMS: CLE '17; HOU '18-20



63

**TRANSACTIONS:** Selected by the Cleveland Browns with the 16th pick in the fifth round (160th overall) of the 2017 NFL Draft...Waived by the Browns on June 19, 2018...Claimed off waivers by the Houston Texans on June 20, 2018...Waived by the Texans on Sept. 1, 2018...Signed to the Texans practice squad on Sept. 2, 2018...Signed to the Texans active roster on Sept. 12, 2018...Waived by the Texans on Oct. 4, 2018...Signed to the Texans practice squad on Oct. 6, 2018...Signed to the Texans active roster on Dec. 8, 2018...Re-signed with the Texans on March 21, 2020.

## 2020 (Houston 7/0):

- ✦ Saw game action in Week 1 at Kansas City (9/10)

## 2019 (Houston 16/3, 2/0):

- ✦ Played in a single-season career-high 16 games (three starts) in his second season with the Texans
- ✦ Logged his first career postseason action, appearing in both playoff contests
- ✦ Notched his first-career start vs. Jacksonville (9/15), playing every snap at right tackle
- ✦ Started at right tackle and played in every offensive snap vs. Tennessee (12/29)
- ✦ Rotated in at right tackle and helped pave the way for RB Carlos Hyde's 104 rushing yards at Tennessee (12/15)
- ✦ Rotated in at right tackle vs. New England (12/1) and helped block for QB Deshaun Watson's four total offensive touchdowns
- ✦ Saw action as a reserve offensive lineman and contributed on special teams in the win over Jacksonville in London (11/3)
- ✦ Saw action on offense and special teams at Kansas City (10/13) and stepped in at right tackle in the fourth quarter due to an injury, helping to finish out the game with the starters
- ✦ Served as a reserve right tackle on offense and contributed on special teams in the win over Buffalo in the Wild Card Round (1/4/20). Helped block for 141 total rushing yards, the third-most in a playoff game in Texans history

## 2018 (Houston 1/0, 0/0):

- ✦ Elevated to the active roster following Week 1
- ✦ Spent Weeks 5-13 on the Texans practice squad
- ✦ Elevated to the active roster prior to Week 14

- ✦ Made his NFL debut and contributed on special teams vs. Indianapolis (12/9)
- ✦ Inactive in the Wild Card Round vs. Indianapolis (1/5/19)

## 2017 (Cleveland 0/0):

- ✦ Placed on the Reserve/Injured list on Sept. 4

## COLLEGE:

- ✦ Played three seasons (2014-16) at Florida State University in Tallahassee, Fla.
- ✦ Two-time Jacobs Blocking Trophy recipient, awarded to the ACC's best blocker
- ✦ Earned All-America and first-team All-ACC recognition in 2015 and 2016
- ✦ Made 31 consecutive starts, blocking for Florida State's all-time leading rusher Dalvin Cook and a ground attack that averaged 206.8 yards per game in 2016
- ✦ One of two offensive linemen to start every game in 2015 (all at left tackle)
- ✦ Earned first-team All-ACC honors in 2015 by the media and coaches
- ✦ Paved the way for Cook to set a single-season school record with 1,691 rushing yards, including nine 100-yard rushing games
- ✦ Appeared in eight contests (five starts) as a freshman in 2014, en route to being named a freshman All-American
- ✦ Majored in social sciences

## PERSONAL:

- ✦ Four-star recruit from Hazelwood Central High School in Florissant, Mo.
- ✦ Earned Missouri Class 6A first-team all-state honors
- ✦ Two-time first-team All-Metro selection
- ✦ Helped his team to a 12-1 record, a Suburban North Conference Championship and an appearance in the Missouri 6A state semifinals as a senior
- ✦ Led an offensive line that blocked for 3,088 rushing yards (237.5 yards per game)
- ✦ Earned the STL Football U Junior National Elite award
- ✦ Given name is Roderick Tyler Johnson, but preferred name is Rod
- ✦ Interested in social science and computer programming
- ✦ Lists the Pentagon as his desired workplace if not pursuing his football career

# TEXANS BIOS

## 2019 GAME-BY-GAME REGULAR SEASON STATISTICS (TEXANS)

W	DATE	OPPONENT	P/S		W/L	SCORE
01	09/09	at Saints	P		L	28-30
02	09/15	Jaguars	S		W	13-12
03	09/22	at Chargers	P		W	27-20
04	09/29	Panthers	P		L	10-16
05	10/06	Falcons	P		W	53-32
06	10/13	at Chiefs	P		W	31-24
07	10/20	at Colts	S		L	23-30
08	10/27	Raiders	P		W	27-24
09	11/03	at Jaguars	P		W	26-3
11	11/17	at Ravens	P		L	7-41
12	11/21	Colts	P		W	20-17
13	12/01	Patriots	P		W	28-22
14	12/08	Broncos	P		L	24-38
15	12/15	at Titans	P		W	24-21
16	12/21	at Buccaneers	P		W	23-20
17	12/29	Titans	S		L	14-35
<b>2019 TOTALS</b>			<b>16-3</b>		<b>10-6</b>	

## 2020 GAME-BY-GAME REGULAR SEASON STATISTICS (TEXANS)

W	DATE	OPPONENT	P/S		W/L	SCORE
01	09/10	at Chiefs	P		L	20-34
02	09/20	Ravens	P		L	16-33
03	09/27	at Steelers		DID NOT PLAY	L	21-28
04	10/04	Vikings		DID NOT PLAY	L	23-31
05	10/11	Jaguars	P		W	30-14
06	10/18	at Titans	P		L	36-42+
07	10/25	Packers	P		L	20-35
09	11/08	at Jaguars	P		W	27-25
10	11/15	at Browns	P		L	7-10
<b>2020 TOTALS</b>			<b>7-0</b>		<b>2-7</b>	

+ - Overtime

## 2019 GAME-BY-GAME POSTSEASON STATISTICS (TEXANS)

W	DATE	OPPONENT	P/S		W/L	SCORE
01	01/04	Bills	P		W	22-19+
02	01/12	at Chiefs	P		L	31-51
<b>2019 TOTALS</b>			<b>2-0</b>		<b>1-1</b>	

+ - Overtime



# LONNIE JOHNSON JR.

SAFETY

6-2 | 213 | KENTUCKY

HOMETOWN: GARY, IND. | AGE: 25

2ND NFL SEASON | 2ND WITH TEXANS | ACQUIRED: D2A-'19

2020 GP/GS: 9/2 | CAREER GP/GS (POST): 23/9 (2/1)

TEAMS: HOU '19-20



32

**TRANSACTIONS:** Selected by the Houston Texans with the 22nd pick in the second round (54th overall) of the 2019 NFL Draft.

## 2020 (Houston 9/1):

- ✦ Appeared in the season opener and totaled two tackles (one solo) at Kansas City (9/10)
- ✦ Started his first game of the season in Week 2 vs. Baltimore (9/20) and notched three solo tackles
- ✦ Finished with a season-high six solo tackles and his first career tackle for loss in Week 9 at Jacksonville (11/8)

## 2019 (Houston 14/7, 2/1):

- ✦ Appeared in 14 regular season games (seven starts) as a rookie and tallied 38 total tackles (31 solo), seven passes defended and added three tackles on special teams. Also appeared in both postseason contests (one start)
- ✦ Saw action as a reserve cornerback in his NFL debut at New Orleans (9/9)
- ✦ Logged his first-career start vs. Jacksonville (9/15) and recorded his first three career total tackles (three solo) and a pass defended
- ✦ Posted six total tackles and one pass defended in the Week 3 victory over the L.A. Chargers (9/22)
- ✦ Tallied four total tackles (two solo) in his third career start vs. Atlanta (10/6)
- ✦ Tallied two solo tackles and two passes defended in the win at Kansas City (10/13)
- ✦ Posted a single-game career-high and finished tied for second on the team with seven total tackles (seven solo) at Indianapolis (10/20)
- ✦ Finished with two total tackles (two solo) and one pass defended vs. Oakland (10/27)
- ✦ Finished tied for second on the team with six total tackles (five solo) and added one pass defended vs. New England (12/1)
- ✦ Posted one pass defended at Tennessee (12/15), stopping a fake punt attempt in the second quarter
- ✦ Made his first career playoff start in the Divisional Round at Kansas City (1/12/20) and recorded three solo tackles on offense and one tackle on special teams
- ✦ Recovered on a blocked punt by OLB Barkevious Mingo on Chiefs P Dustin Colquitt at the 10-yard line and scored a touchdown in the Divisional Round at Kansas City (1/12/20)

## COLLEGE CAREER:

- ✦ Played two seasons (2017-18) at the University of

Kentucky in Lexington, Ky. after transferring from Garden City (Kan.) Community College where he played one season (2015)

- ✦ Also played one season (2014) at San Bernardino Valley Community College
- ✦ Sat out the 2016 season to focus on academics
- ✦ Recorded 64 total tackles, three tackles for loss, 1.0 sack, 12 passes defended, two blocked kicks, one interception and one forced fumble in 26 games (18 starts) at Kentucky

## 2018 (Kentucky):

- ✦ Recorded 23 total tackles, four passes defended, one interception and one forced fumble and started all 13 games for the Wildcats as a senior
- ✦ Tallied a season-high four total tackles and one pass defended vs. Georgia (11/3)
- ✦ Totaled three tackles and one pass defended at Florida (9/8)
- ✦ Notched his first-career interception in the Citrus Bowl vs. Penn State (1/1/19)
- ✦ Recorded four total tackles in the 2019 Reese's Senior Bowl following his senior campaign

## 2017 (Kentucky):

- ✦ Notched 41 total tackles, three tackles for loss, 1.0 sack, five passes defended and two blocked kicks after appearing in all 13 games in his first season at Kentucky
- ✦ Recorded six total tackles and blocked a field goal vs. Missouri (10/7)
- ✦ Tallied three total tackles and his first-career sack vs. Tennessee (10/28)
- ✦ Finished with five total tackles, one tackle for loss and one pass defended vs. Ole Miss in his first career start (11/4)
- ✦ Registered a career-high seven total tackles vs. Louisville (11/25)

## 2016 (Garden City CC):

- ✦ Sat out the season to focus on academics

## 2015 (Garden City CC):

- ✦ Earned second-team All-Kansas Jayhawk Community College Conference after notching 35 total tackles (28 solo), five interceptions and one fumble recovery in his lone season with the Broncbusters

## 2014 (San Bernardino Valley CC):

# TEXANS BIOS

✎ Played wide receiver and appeared on special teams as a true freshman

## PERSONAL:

- ✎ Attended Gary (Ind.) West Side High School
- ✎ Recorded 66 total tackles, two interceptions, two blocked field goals and one blocked punt in high school

- ✎ Also caught 40 passes for 772 yards (19.3 avg.) and 14 career touchdowns
- ✎ Lettered in track & field and led Gary West Side to the 2014 state championship with individual titles in the long jump and 4x100 relay
- ✎ Son of Nora and Lonnie Johnson
- ✎ Graduated with a degree in community and leadership development

## SINGLE-GAME HIGHS: DEFENSIVE

**Total Tackles** 7 at Indianapolis Colts, Oct 20, 2019  
**Passes Defensed** 2 at Kansas City Chiefs, Oct 13, 2019

**Tackles For Loss** 1 at Jacksonville Jaguars, Nov 08, 2020  
**Special Teams Tackles** 1 at Tennessee Titans, Oct 18, 2020  
 ...4 more at 1.

## SINGLE-GAME HIGHS - POSTSEASON: DEFENSIVE

**Total Tackles** 3 at Kansas City Chiefs, Jan 12, 2020

**Special Teams Tackles** 1 at Kansas City Chiefs, Jan 12, 2020

## 2019 GAME-BY-GAME REGULAR SEASON STATISTICS (TEXANS)

				TACKLES										INTERCEPTIONS					FUMBLES			ST					MISC					
W	DATE	OPPONENT	P/S	TK	S	A	SK	YDS	TFL	YDS	QBH	NO	YDS	LG	TD	PD	FF	FR	YDS	TK	S	A	FF	FR	S	A	W/L	SCORE				
01	09/09	at Saints	P	0	0	0	0.0	0.0	0	0	0	0	0	0	0	0	0	0	0	0	0	0	0	0	0	0	L	28-30				
02	09/15	Jaguars	S	3	3	0	0.0	0.0	0	0	0	0	0	0	0	1	0	0	0	0	0	0	0	0	0	0	W	13-12				
03	09/22	at Chargers	S	6	4	2	0.0	0.0	0	0	0	0	0	0	0	1	0	0	0	0	0	0	0	0	0	0	W	27-20				
04	09/29	Panthers	P	3	3	0	0.0	0.0	0	0	0	0	0	0	0	0	0	0	0	0	0	0	0	0	0	0	L	10-16				
05	10/06	Falcons	S	4	2	2	0.0	0.0	0	0	0	0	0	0	0	0	0	0	0	0	0	0	0	0	0	0	W	53-32				
06	10/13	at Chiefs	S	2	2	0	0.0	0.0	0	0	0	0	0	0	0	2	0	0	0	0	0	0	0	0	0	0	W	31-24				
07	10/20	at Colts	S	7	7	0	0.0	0.0	0	0	0	0	0	0	0	0	0	0	0	0	0	0	0	0	0	0	L	23-30				
08	10/27	Raiders	S	2	2	0	0.0	0.0	0	0	0	0	0	0	0	1	0	0	0	0	0	0	0	0	0	0	W	27-24				
09	11/03	at Jaguars										INACTIVE															W	26-3				
11	11/17	at Ravens	S	3	2	1	0.0	0.0	0	0	0	0	0	0	0	0	0	0	0	0	0	0	0	0	0	0	L	7-41				
12	11/21	Colts										INACTIVE															W	20-17				
13	12/01	Patriots	P	6	5	1	0.0	0.0	0	0	0	0	0	0	0	1	0	0	0	0	0	0	0	0	0	0	W	28-22				
14	12/08	Broncos	P	0	0	0	0.0	0.0	0	0	0	0	0	0	0	0	0	0	0	0	0	0	0	0	0	0	L	24-38				
15	12/15	at Titans	P	0	0	0	0.0	0.0	0	0	0	0	0	0	0	1	0	0	0	1	1	0	0	0	0	0	W	24-21				
16	12/21	at Buccaneers	P	0	0	0	0.0	0.0	0	0	0	0	0	0	0	0	0	0	0	1	1	0	0	0	0	0	W	23-20				
17	12/29	Titans	P	2	1	1	0.0	0.0	0	0	0	0	0	0	0	0	0	0	0	1	1	0	0	0	0	0	L	14-35				
2019 TOTALS			14-7	38	31	7	0.0	0.0	0	0	0	0	0	0	0	7	0	0	0	3	3	0	0	0	0	0	10-6					

## 2020 GAME-BY-GAME REGULAR SEASON STATISTICS (TEXANS)

W	DATE	OPPONENT	P/S	TACKLES							INTERCEPTIONS					FUMBLES			ST				MISC				W/L	SCORE
				TK	S	A	SK	YDS	TFL	YDS	QBH	NO	YDS	LG	TD	PD	FF	FR	YDS	TK	S	A	FF	FR	S	A		
01	09/10	at Chiefs	P	2	1	1	0.0	0.0	0	0	0	0	0	0	0	0	0	0	0	0	0	0	0	0	0	0	L	20-34
02	09/20	Ravens	P	3	3	0	0.0	0.0	0	0	0	0	0	0	0	0	0	0	0	0	0	0	0	0	0	0	L	16-33
03	09/27	at Steelers	S	2	2	0	0.0	0.0	0	0	0	0	0	0	0	0	0	0	0	0	0	0	0	0	0	0	L	21-28
04	10/04	Vikings	S	1	1	0	0.0	0.0	0	0	0	0	0	0	0	0	0	0	0	0	0	0	0	0	0	0	L	23-31
05	10/11	Jaguars	P	3	1	2	0.0	0.0	0	0	0	0	0	0	0	0	0	0	0	1	1	0	0	0	0	0	W	30-14
06	10/18	at Titans	P	4	4	0	0.0	0.0	0	0	1	0	0	0	0	0	0	0	0	1	1	0	0	0	0	0	L	36-42+
07	10/25	Packers	P	3	2	1	0.0	0.0	0	0	0	0	0	0	0	0	0	0	0	0	0	0	0	0	0	0	L	20-35
09	11/08	at Jaguars	P	6	6	0	0.0	0.0	1	1	0	0	0	0	0	0	0	0	0	0	0	0	0	0	0	0	W	27-25
10	11/15	at Browns	P	1	1	0	0.0	0.0	0	0	0	0	0	0	0	0	0	0	0	0	0	0	0	0	0	0	L	7-10
2020 TOTALS			9-2	25	21	4	0.0	0.0	1	1	1	0	0	0	0	0	0	0	0	2	2	0	0	0	0	0	2-7	

+ - Overtime



# TEXANS BIOS

## 2019 GAME-BY-GAME POSTSEASON STATISTICS (TEXANS)

W	DATE	OPPONENT	P/S	TACKLES							INTERCEPTIONS					FUMBLES			ST					MISC		W/L	SCORE
				TK	S	A	SK	YDS	TFL	YDS	QBH	NO	YDS	LG	TD	PD	FF	FR	YDS	TK	S	A	FF	FR	S		
01	01/04	Bills	P	0	0	0	0.0	0.0	0	0	0	0	0	0	0	0	0	0	0	0	0	0	0	0	0	W	22-19+
02	01/12	at Chiefs	S	3	3	0	0.0	0.0	0	0	0	0	0	0	0	0	0	0	1	1	0	0	0	0	0	L	31-51
2019 TOTALS			2-1	3	3	0	0.0	0.0	0	0	0	0	0	0	0	0	0	0	1	1	0	0	0	0	0	1-1	

+ - Overtime



# PETER KALAMBAYI

INSIDE LINEBACKER

6-3 | 254 | STANFORD

HOMETOWN: MATTHEWS, N.C. | AGE: 25

3RD NFL SEASON | 3RD WITH TEXANS | ACQUIRED: D6C-'18

2020 GP/GS: 3/0 | CAREER GP/GS (POST): 34/0 (3/0)

TEAMS: HOU '18-20



58

**TRANSACTIONS:** Selected by the Houston Texans with the 40th pick of the sixth round (214th overall) in the 2018 NFL Draft.

## 2020 (Houston 3/0):

- ✦ Appeared on special teams in Week 1 at Kansas City (9/10)

## 2019 (Houston 16/0, 2/0):

- ✦ Played in all 16 games in his second season and tied for third on the team with eight special teams tackles. Also registered 10 tackles (seven solo) on defense
- ✦ Notched his first special teams tackle of the season vs. Atlanta (10/6)
- ✦ Tallied one special teams tackle in the win over Kansas City (10/13)
- ✦ Tallied one special teams tackle vs. Oakland (10/27)
- ✦ Tied his single-game career high with three total tackles (three solo) in the win over Jacksonville at Wembley Stadium in London (11/3) and added one special teams tackle
- ✦ Logged one special teams tackle vs. Indianapolis (11/21)
- ✦ Notched one special teams tackle at Tennessee (12/15)
- ✦ Tallied two solo tackles on defense and added one special teams tackle at Tampa Bay (12/21)
- ✦ Finished with a single-game career-high five total tackles (two solo) and had one special teams tackle vs. Tennessee (12/29)
- ✦ Registered his first career postseason special teams tackle in the Divisional Round at Kansas City (1/12/20)

## 2018 (Houston 15/0, 1/0):

- ✦ Finished with five total tackles on defense (four solo) and eight special teams tackles in 15 regular season games as a rookie
- ✦ Recorded one special teams tackle on kickoff coverage in his NFL debut when he brought down Patriots WR Cordarrelle Patterson at the 18-yard line at New England (9/9)
- ✦ Notched one special teams tackle when he downed Colts WR Zach Pascal on the 15-yard line at Indianapolis (9/30)
- ✦ Recorded one special teams tackle vs. Buffalo (10/14)
- ✦ Recorded three total tackles and a career-high two special teams tackles vs. Miami (10/25)
- ✦ Tallied two total tackles (one solo) and one special teams tackle vs. Tennessee (11/26)
- ✦ Recorded one special teams tackle vs. Cleveland (12/2)

- ✦ Registered one special teams tackle vs. Indianapolis (12/9)
- ✦ Tallied one special teams tackle in his postseason debut in the Wild Card Round vs. Indianapolis (1/5/19)

## COLLEGE:

- ✦ Played four seasons (2014-17) at Stanford (Calif.) University after redshirting the 2013 campaign
- ✦ Compiled 190 total tackles (111 solo), 18.5 sacks, 28 tackles for loss, eight pass breakups, two forced fumbles and an interception in 54 career games played
- ✦ Elected team captain by teammates for a second straight year as a senior and compiled 61 total tackles (31 solo), 7.0 tackles for loss, 4.0 sacks, one pass breakup in 14 games played
- ✦ Started all 13 games played as a team captain in his junior season and recorded 45 tackles (29 solo), 6.0 tackles for loss, 3.5 sacks, two passes defended
- ✦ Posted 52 tackles (5.5 tackles for loss), 4.5 sacks and three passes defended in 14 games played as a sophomore
- ✦ As a true freshman in 2014, logged 32 tackles (19 solo), 9.5 tackles for loss and 6.5 sacks in 13 games played

## PERSONAL:

- ✦ Full name is Peter Mukeba Kalambayi
- ✦ Son of Liselle Kalambayi
- ✦ Attended Butler (N.C.) and played football under head coach Brian Hales
- ✦ 2012 PrepStar All-American and Dream Team selection
- ✦ 2012 USA Today first team All-American
- ✦ Selected to 2013 U.S. Army All-American Bowl
- ✦ Finalist for 2012 High School Butkus Award
- ✦ Two-time AP first-team all-state
- ✦ 2012 Charlotte Observer Defensive Player of the Year
- ✦ Earned four varsity football letters
- ✦ Led team to undefeated seasons and 4AA state titles in 2009, 2011 and 2012
- ✦ 101 tackles (13 for loss), 7.0 sacks, three forced fumbles, three fumble recoveries, one pick in 2012
- ✦ Lettered in basketball and track and field
- ✦ Averaged 13 rebounds per game as a center on the basketball team
- ✦ All-conference in the 4x100m, shot put and discus
- ✦ All-state in shot put with a personal-best 53.5
- ✦ Born in Raleigh, N.C.
- ✦ Uncle, Khari Joseph, played football at Brown
- ✦ One younger sister, Andrea
- ✦ Family is from Trinidad and Tobago

# TEXANS BIOS

## PETER KALAMBAYI'S NFL REGULAR SEASON DEFENSIVE STATISTICS

DATE	TEAM	GP	GS	TACKLES								INTERCEPTIONS						FUMBLES			ST						MISC	
				TK	S	A	TFL	YDS	SK	YDS	QBH	NO	YDS	LG	TD	PD	FF	FR	YDS	TK	S	A	FF	FR				
2018	Texans	15	0	5	1	4	0	0	0.0	0.0	0	0	0	0	0	0	0	0	0	0	8	6	2	0	0	0	0	
2019	Texans	16	0	10	7	3	0	0	0.0	0.0	0	0	0	0	0	0	0	0	0	0	8	3	5	0	0	0	0	
2020	Texans	3	0	0	0	0	0	0	0.0	0.0	0	0	0	0	0	0	0	0	0	0	0	0	0	0	0	0	0	
NFL TOTALS		34	0	15	8	7	0	0	0.0	0.0	0	0	0	0	0	0	0	0	0	0	16	9	7	0	0	0	0	

## PETER KALAMBAYI'S NFL POSTSEASON DEFENSIVE STATISTICS

DATE	TEAM	GP	GS	TACKLES								INTERCEPTIONS						FUMBLES			ST						MISC			
				TK	S	A	TFL	YDS	SK	YDS	QBH	NO	YDS	LG	TD	PD	FF	FR	YDS	TK	S	A	FF	FR	S	A				
2018	Texans	1	0	0	0	0	0	0	0	0.0	0.0	0	0	0	0	0	0	0	0	0	0	0	1	1	0	0	0	0	0	0
2019	Texans	2	0	0	0	0	0	0	0	0.0	0.0	0	0	0	0	0	0	0	0	0	0	0	1	1	0	0	0	0	0	0
NFL TOTALS		3	0	0	0	0	0	0	0	0.0	0.0	0	0	0	0	0	0	0	0	0	0	0	2	2	0	0	0	0	0	0

## SINGLE-GAME HIGHS: DEFENSIVE

**Total Tackles** 5 vs. Tennessee Titans, Dec 29, 2019 **Special Teams Tackles** 2 vs. Miami Dolphins, Oct 25, 2018

## SINGLE-GAME HIGHS - POSTSEASON: DEFENSIVE

**Special Teams Tackles** 1 at Kansas City Chiefs, Jan 12, 2020  
...1 more at 1.

## 2019 GAME-BY-GAME REGULAR SEASON STATISTICS (TEXANS)

				TACKLES								INTERCEPTIONS					FUMBLES			ST					MISC				
W	DATE	OPPONENT	P/S	TK	S	A	SK	YDS	TFL	YDS	QBH	NO	YDS	LG	TD	PD	FF	FR	YDS	TK	S	A	FF	FR	S	A	W/L	SCORE	
01	09/09	at Saints	P	0	0	0	0.0	0.0	0	0	0	0	0	0	0	0	0	0	0	0	0	0	0	0	0	0	L	28-30	
02	09/15	Jaguars	P	0	0	0	0.0	0.0	0	0	0	0	0	0	0	0	0	0	0	0	0	0	0	0	0	0	W	13-12	
03	09/22	at Chargers	P	0	0	0	0.0	0.0	0	0	0	0	0	0	0	0	0	0	0	0	0	0	0	0	0	0	W	27-20	
04	09/29	Panthers	P	0	0	0	0.0	0.0	0	0	0	0	0	0	0	0	0	0	0	0	0	0	0	0	0	0	L	10-16	
05	10/06	Falcons	P	0	0	0	0.0	0.0	0	0	0	0	0	0	0	0	0	0	0	0	1	1	0	0	0	0	0	W	53-32
06	10/13	at Chiefs	P	0	0	0	0.0	0.0	0	0	0	0	0	0	0	0	0	0	0	0	1	0	1	0	0	0	0	W	31-24
07	10/20	at Colts	P	0	0	0	0.0	0.0	0	0	0	0	0	0	0	0	0	0	0	0	0	0	0	0	0	0	L	23-30	
08	10/27	Raiders	P	0	0	0	0.0	0.0	0	0	0	0	0	0	0	0	0	0	0	0	1	0	1	0	0	0	0	W	27-24
09	11/03	at Jaguars	P	3	3	0	0.0	0.0	0	0	0	0	0	0	0	0	0	0	0	0	1	1	0	0	0	0	0	W	26-3
11	11/17	at Ravens	P	0	0	0	0.0	0.0	0	0	0	0	0	0	0	0	0	0	0	0	0	0	0	0	0	0	L	7-41	
12	11/21	Colts	P	0	0	0	0.0	0.0	0	0	0	0	0	0	0	0	0	0	0	0	1	1	0	0	0	0	0	W	20-17
13	12/01	Patriots	P	0	0	0	0.0	0.0	0	0	0	0	0	0	0	0	0	0	0	0	0	0	0	0	0	0	0	W	28-22
14	12/08	Broncos	P	0	0	0	0.0	0.0	0	0	0	0	0	0	0	0	0	0	0	0	0	0	0	0	0	0	L	24-38	
15	12/15	at Titans	P	0	0	0	0.0	0.0	0	0	0	0	0	0	0	0	0	0	0	0	1	0	1	0	0	0	0	W	24-21
16	12/21	at Buccaneers	P	2	2	0	0.0	0.0	0	0	0	0	0	0	0	0	0	0	0	0	1	0	1	0	0	0	0	W	23-20
17	12/29	Titans	P	5	2	3	0.0	0.0	0	0	0	0	0	0	0	0	0	0	0	0	1	0	1	0	0	0	0	L	14-35
2019 TOTALS			16-0	10	7	3	0.0	0.0	0	0	0	0	0	0	0	0	0	0	0	0	8	3	5	0	0	0	0	10-6	

# TEXANS BIOS

## 2020 GAME-BY-GAME REGULAR SEASON STATISTICS (TEXANS)

			EAGLE GAME BY GAME REGULAR SEASON STATISTICS (YEAR)																										
W	DATE	OPPONENT	P/S	TACKLES								INTERCEPTIONS					FUMBLES			ST					MISC		W/L	SCORE	
				TK	S	A	SK	YDS	TFL	YDS	QBH	NO	YDS	LG	TD	PD	FF	FR	YDS	TK	S	A	FF	FR	S	A			
01	09/10	at Chiefs	P	0	0	0	0.0	0.0	0	0	0	0	0	0	0	0	0	0	0	0	0	0	0	0	L	20-34			
02	09/20	Ravens		INACTIVE																								L	16-33
03	09/27	at Steelers		INACTIVE																								L	21-28
04	10/04	Vikings		INACTIVE																								L	23-31
05	10/11	Jaguars		INACTIVE																								W	30-14
06	10/18	at Titans		INACTIVE																								L	36-42+
07	10/25	Packers		INACTIVE																								L	20-35
09	11/08	at Jaguars	P	0	0	0	0.0	0.0	0	0	0	0	0	0	0	0	0	0	0	0	0	0	0	0	W	27-25			
10	11/15	at Browns	P	0	0	0	0.0	0.0	0	0	0	0	0	0	0	0	0	0	0	0	0	0	0	0	L	7-10			
2020 TOTALS			3-0	0	0	0	0.0	0.0	0	0	0	0	0	0	0	0	0	0	0	0	0	0	0	0	2-7				


+ - Overtime

## 2019 GAME-BY-GAME POSTSEASON STATISTICS (TEXANS)

W	DATE	OPPONENT	P/S	TACKLES								INTERCEPTIONS					FUMBLES			ST					MISC		W/L	SCORE
				TK	S	A	SK	YDS	TFL	YDS	QBH	NO	YDS	LG	TD	PD	FF	FR	YDS	TK	S	A	FF	FR	S	A		
01	01/04	Bills	P	0	0	0	0.0	0.0	0	0	0	0	0	0	0	0	0	0	0	0	0	0	0	0	0	0	W	22-19+
02	01/12	at Chiefs	P	0	0	0	0.0	0.0	0	0	0	0	0	0	0	0	0	0	0	1	1	0	0	0	0	0	L	31-51
2019 TOTALS			2-0	0	0	0	0.0	0.0	0	0	0	0	0	0	0	0	0	0	0	1	1	0	0	0	0	0	1-1	

+ - Overtime





# SENI0 KELEMETE

GUARD

6-3 | 301 | WASHINGTON

HOMETOWN: SEATTLE, WASH. | AGE: 30

8TH NFL SEASON | 3RD WITH TEXANS | ACQUIRED: UFA-'18 (NO)

2020 GP/GS: 8/5 | CAREER GP/GS (POST): 82/42 (3/1)

TEAMS: ARI '12; NO '14-17; HOU '18-20



64

**TRANSACTIONS:** Selected by the Arizona Cardinals with the 16th pick in the fifth round (151st overall) of the 2012 NFL Draft...Waived by the Cardinals on Aug. 30, 2013...Signed to the New Orleans Saints practice squad on Sept. 2, 2013...Released from the Saints practice squad on Sept. 24, 2013...Signed to the Saints practice squad on Sept. 26, 2013...Signed by the Saints on Jan. 14, 2014...Re-signed with the Saints on March 10, 2016...Signed by the Houston Texans as an unrestricted free agent on March 15, 2018.

## 2020 (Houston 8/5):

- Saw special teams snaps in the season opener at Kansas City (9/10)
- Played offensive snaps in both Weeks 2 and 3
- Started his first game of the season at left guard and blocked for QB Deshaun Watson as Watson threw for 300 passing yards and two touchdowns in Week 4 vs. Minnesota (10/4)
- Started at left guard in Week 5 vs. Jacksonville (10/11) and helped the Texans record 486 net yards and an average of 8.4 yards per play, which was the third highest average in franchise history

## 2019 (Houston 1/1, 0/0):

- Started in one game before being placed on the Reserve/Injured list on Sept. 25, 2019
- Started at left guard in the season opener at New Orleans (9/9), paving the way for 180 rushing yards, the second-most in a season opener in franchise history

## 2018 (Houston 15/14, 1/1):

- Started 15 games at left guard in his first season with the Texans
- Started at left guard in his Texans debut at New England (9/9) and helped post the second-highest team rushing total (167) in a season opener in franchise history
- Started at left guard and helped record a second-consecutive game with more than 140 team rushing yards at Tennessee (9/16)
- Started at left guard and helped the Texans post 466 yards of total offense at Indianapolis (9/30)
- Started at left guard and helped the Texans offense record 462 yards of total offense vs. Dallas (10/7)
- Started at left guard and recorded his first career fumble recovery vs. Buffalo (10/14)
- Helped the Texans rush for 141 yards and started at left guard at Jacksonville (10/21)

- Started at left guard and helped rush for a season-high 188 yards vs. Miami (10/25)
- Started at left guard and helped the Texans rush for 139 yards at Washington (11/18)
- Led the way for a franchise-record 281 yards rushing vs. Tennessee (11/26)
- Started at left guard in the Wild Card Round vs. Indianapolis (1/5/19)

## 2017 (New Orleans 16/8, 2/1):

- Appeared in all 16 games, starting at three different spots on the offensive line
- Was part of an offensive unit that ranked second in the NFL in yards per game, fifth in rushing yards per game and fifth in passing yards per game
- Started at left guard vs. New England (9/17) in Week 2
- Started at right tackle at Carolina (9/24) in Week 3
- Started at right guard vs. Chicago (10/29) in Week 8 and vs. Tampa Bay (11/5) in Week 9
- Played 47 snaps at guard vs. Carolina in the NFC Wild Card Playoff (1/7/18)
- Started at left guard at Minnesota in the NFC Divisional Playoff (1/14/18), playing every offensive snap

## 2016 (New Orleans 15/9):

- Played in 15 games, starting nine at left guard and left tackle to help pave the way for the NFL's top-ranked offense
- Played at right guard and also on special teams, blocking for an offense that gained 507 total net yards in the season opener vs. Oakland (9/11) in Week 1
- Started at left guard and blocked for an offense that gained 523 total net yards vs. Carolina (10/16) in Week 6
- Started at left guard, blocking for an offense that gained 463 total net yards at Kansas City (10/23) in Week 7

## 2015 (New Orleans 16/5):

- Appeared in all 16 games (five starts) for the first time in his career
- Made first career start at Carolina (9/27) in Week 3, filling in for Jahri Evans
- Made second consecutive start at right guard vs. Dallas (10/4) and blocked for an offense that gained 438 total net yards
- Started at left guard vs. Atlanta (10/15) in Week 6, blocking for an offense that gained 385 total net yards
- Did not surrender a sack in his first career NFL start at left

## TEXANS BIOS

tackle at Atlanta (1/3/16) and was part of an offensive line that gained 323 net yards passing

### 2014 (New Orleans 10/0):

- ✎ Appeared in 10 games, contributing primarily on special teams

### 2013 (New Orleans 0/0):

- ✎ Spent the majority of the season as a member of the Saints practice squad

### 2012 (Arizona 1/0):

- ✎ Inactive Weeks 1-15
- ✎ Made NFL debut as a reserve at right guard at San Francisco (12/30) in Week 17. Recorded first career reception off a deflected pass and gained 10 yards in the second quarter

### COLLEGE:

- ✎ Played four seasons (2008-11) at the University of Washington in Seattle
- ✎ Saw action in 46 games and made 41 starts in his career

with the Huskies

- ✎ Elected team captain as a junior and senior
- ✎ Started 26 consecutive games at left tackle from 2010-11
- ✎ Named second-team All-Pac 12 as a senior
- ✎ Started 11 of 12 games at right guard as a sophomore in 2009
- ✎ Appeared in eight games (four starts) as a defensive tackle as a freshman
- ✎ Was only one of nine true freshmen to start a game for the Huskies in 2008

### PERSONAL:

- ✎ Led Evergreen High School to a 9-2 record as a senior in 2007
- ✎ Honored as the Seamount League's Lineman of the Year on both offense and defense as a senior  
Named to the 3A all-state first team by the Associated Press and to the *Seattle Times* All-State team
- ✎ Was also a wrestler and discus thrower at Evergreen High School
- ✎ Won the Seamount League discus title in 2007
- ✎ Participated in the state wrestling tournament as a junior in 2006

### SENIO KELEMETE'S NFL REGULAR SEASON STATISTICS

DATE	TEAM	GP	GS
2012	Cardinals	1	0
2014	Saints	10	0
2015	Saints	16	5
2016	Saints	15	9
2017	Saints	16	8
2018	Texans	15	14
2019	Texans	1	1
2020	Texans	8	5
NFL TOTALS		82	42

### SENIO KELEMETE'S NFL POSTSEASON STATISTICS

DATE	TEAM	GP	GS
2017	Saints	2	0
2018	Texans	1	1
2019	Texans	0	0
NFL TOTALS		3	1

# TEXANS BIOS

## 2019 GAME-BY-GAME REGULAR SEASON STATISTICS (TEXANS)

W	DATE	OPPONENT	P/S		W/L	SCORE
01	09/09	at Saints	S		L	28-30
02	09/15	Jaguars		INACTIVE	W	13-12
03	09/22	at Chargers		INACTIVE	W	27-20
04	09/29	Panthers		RESERVE/INJURED	L	10-16
05	10/06	Falcons		RESERVE/INJURED	W	53-32
06	10/13	at Chiefs		RESERVE/INJURED	W	31-24
07	10/20	at Colts		RESERVE/INJURED	L	23-30
08	10/27	Raiders		RESERVE/INJURED	W	27-24
09	11/03	at Jaguars		RESERVE/INJURED	W	26-3
11	11/17	at Ravens		RESERVE/INJURED	L	7-41
12	11/21	Colts		RESERVE/INJURED	W	20-17
13	12/01	Patriots		RESERVE/INJURED	W	28-22
14	12/08	Broncos		RESERVE/INJURED	L	24-38
15	12/15	at Titans		RESERVE/INJURED	W	24-21
16	12/21	at Buccaneers		RESERVE/INJURED	W	23-20
17	12/29	Titans		RESERVE/INJURED	L	14-35
<b>2019 TOTALS</b>			<b>1-1</b>		<b>10-6</b>	

## 2020 GAME-BY-GAME REGULAR SEASON STATISTICS (TEXANS)

W	DATE	OPPONENT	P/S		W/L	SCORE
01	09/10	at Chiefs	P		L	20-34
02	09/20	Ravens	P		L	16-33
03	09/27	at Steelers	P		L	21-28
04	10/04	Vikings	S		L	23-31
05	10/11	Jaguars	S		W	30-14
06	10/18	at Titans	S		L	36-42+
07	10/25	Packers	S		L	20-35
09	11/08	at Jaguars	S		W	27-25
10	11/15	at Browns		INACTIVE	L	7-10
<b>2020 TOTALS</b>			<b>8-5</b>		<b>2-7</b>	

+ - Overtime

## 2019 GAME-BY-GAME POSTSEASON STATISTICS (TEXANS)

W	DATE	OPPONENT	P/S		W/L	SCORE
01	01/04	Bills		RESERVE/INJURED	W	22-19+
02	01/12	at Chiefs		RESERVE/INJURED	L	31-51
<b>2019 TOTALS</b>			<b>0-0</b>		<b>1-1</b>	

+ - Overtime



# NICK MARTIN

CENTER

6-4 | 295 | NOTRE DAME

HOMETOWN: INDIANAPOLIS, IND. | AGE: 27

5TH NFL SEASON | 5TH WITH TEXANS | ACQUIRED: 02-'16

2020 GP/GS: 9/9 | CAREER GP/GS (POST): 55/55 (3/3)

TEAMS: HOU '16-20



66

**TRANSACTIONS:** Selected by the Houston Texans with the 19th pick in the second round (50th overall) of the 2016 NFL Draft...Signed a contract extension with the Texans on Sept. 10, 2019.

## 2020 (Houston 9/9):

- Started at center in Week 1 at Kansas City (9/10) in which the Texans rushed for 5.4 yards per attempt
- Blocked for QB Deshaun Watson at center as Watson threw for 300 passing yards and two touchdowns in Week 4 vs. Minnesota (10/4)
- Started at center in Week 5 vs. Jacksonville (10/11) and helped the Texans record 486 net yards and an average of 8.4 yards per play, which was the third highest average in franchise history

## 2019 (Houston 16/16, 2/2):

- Started in all 16 games for the second-consecutive season, blocking for a rushing attack that averaged 4.63 yards per carry, which was the second-most in franchise history and the most since 2010
- Started at center in the season opener at New Orleans (9/9) and paved the way for a rushing attack that averaged 7.83 yards per carry, which marked the second-highest rushing average in a single game in franchise history
- Started at center in the Week 3 win over the L.A. Chargers (9/22) and protected QB Deshaun Watson, helping him record 351 passing yards and three passing touchdowns
- Started at center vs. Atlanta (10/6) and played in every offensive snap, paving the way for QB Deshaun Watson's 426-yard, five-touchdown performance
- Started at center as part of an offensive line that paved the way for 472 total net yards at Kansas City (10/13), while not allowing a sack for the second-consecutive week
- Played in every offensive snap as part of an offensive line that blocked for 391 yards of total offense at Indianapolis (10/20)
- Started at center and helped block for QB Deshaun Watson's 279-yard, three-touchdown performance vs. Oakland (10/27)
- Part of an offensive line that helped protect QB Deshaun Watson, only allowing one sack at Tennessee (12/15), which is the fifth time this season the offensive line has allowed one-or-fewer sacks in a game
- Started at center in the win over Buffalo in the Wild Card Round (1/4/20) and helped pave the way for 141 total

rushing yards, the third-most rushing yards in a playoff game in Texans history

- As the starting center, helped the offense gain the most total net yards (442) and most net passing yards (348) in a postseason game in franchise history in the Divisional Round at Kansas City (1/12/20)

## 2018 (Houston 16/16, 1/1):

- Started all 16 games at center for the first time in his career
- Started at center and helped post the second-highest team rushing total (167) in a season opener in franchise history at New England (9/9)
- Started at center and helped record a second-consecutive game with more than 140 team rushing yards at Tennessee (9/16)
- Started at center and helped the Texans gain 466 yards of total offense at Indianapolis (9/30)
- Started at center and helped the Texans offense record 462 yards of total offense vs. Dallas (10/7)
- Started at center and recorded his third career tackle vs. Buffalo (10/14)
- Helped the Texans rush for 141 yards and started at center at Jacksonville (10/21)
- Started at center and helped the Texans rush for a season-high 188 yards vs. Miami (10/25)
- Started at center and helped the Texans rush for 139 yards at Washington (11/18)
- Started at center and led the way to a franchise-record 281 yards rushing vs. Tennessee (11/26)
- Started at center and helped the Texans rush for 134 yards vs. Jacksonville (12/30)
- Started at center in his postseason debut in the Wild Card Round vs. Indianapolis (1/5/19)

## 2017 (Houston 14/14):

- Started in his NFL debut vs. Jacksonville (9/10)
- Started at center and helped lead the team to a 168-yard rushing performance at Cincinnati (9/14)
- Paved the way for a 125-yard rushing performance with a 300-yard passer at New England (9/24)
- Started vs. Tennessee (10/1) and paved the way for a 173-yard rushing performance, 445 yards of total offense, six offensive touchdowns and a franchise-record 57 points
- Started and helped block for a 144-yard rushing performance and five offensive touchdowns vs. Kansas City (10/8)



- Paved the way for 340 net yards of offense and helped the Texans score 30-plus points for a franchise-record fourth straight game vs. Cleveland (10/15)
- Played every snap at center and helped produce 500-plus yards of offense and 38 points at Seattle (10/29)
- Started his eighth consecutive game vs. Indianapolis (11/5)
- Started at center and paved the way for 134 rushing yards, 357 yards of total offense and the team's sixth game of 30-or-more points vs. Arizona (11/19)
- Helped the offense compile 384 total yards at Tennessee (12/3)
- Started at center vs. San Francisco (12/10)
- Placed on the Reserve/Injured list on Dec. 19

## 2016 (Houston 0/0, 0/0):

- Placed on the Reserve/Injured list on Aug. 30

## COLLEGE:

- Played four seasons (2012-15) at the University of Notre Dame in South Bend, Ind. after redshirting the 2011 season
- Saw action in 50 games and made 37 starts in his career with the Fighting Irish
- Named to the Rimington Trophy Watch List (2014-15) and the Lombardi Award Watch List (2014), and served as a team captain his final two seasons
- Started 26 consecutive games from 2014-15
- As a senior in 2015, helped establish a running game that rushed for 207.6 yards per game, the highest average for Notre Dame since 1998
- Played the final 10 games of the 2014 campaign at left guard, marking his first start at any other position than center
- Part of a Fighting Irish offensive line that yielded just 8.0 sacks and ranked second in the Football Bowl Subdivision in fewest sacks allowed in 2013

## PERSONAL:

- First-team Indiana all-state pick on Associated Press Class 3A team as offensive lineman
- Named to Indiana Football Coaches Association Top 50 All-State team as one of 10 offensive linemen
- Named to the 2010 Super Team by the Indianapolis Star
- Second-team offensive lineman on U.S. Air Force Medium Schools Prep All-America squad
- Helped fourth-ranked Bishop Chatard High School in Indianapolis to 2010 Indiana Class 3A state title with 28-14 win over South Bend St. Joseph's in state title contest that marked Chatard's record 10th state title
- Chatard ended season with 11-4 record and 10 straight wins after early three-game losing streak
- Helped team to No. 3 state ranking in IFCA final regular-season poll for 2010
- Starter on both offensive and defensive lines
- Rated second-best Class 3A defensive player in Indianapolis area in preseason listings by the Indianapolis Star
- Helped Chatard to 12-2 mark as a junior in 2009 before losing to Evansville Memorial in Indiana state playoff semi-state round
- Father, Keith, played football at Kentucky and was 1982 Academic All-Southeastern Conference pick as team's top defensive tackle while also earning NCAA Postgraduate Scholarship in 1983
- Played for coach Vincent Lorenzano at Bishop Chatard High School
- Son of Pam and Keith Martin
- Brother, Zack, is a six-time All-Pro selection and six-time Pro Bowler as the starting right guard for the Dallas Cowboys after being a first-round pick in the 2014 NFL Draft
- Graduated May 2015 with a degree in management consulting from the Mendoza College of Business

## NICK MARTIN'S NFL REGULAR SEASON STATISTICS

DATE	TEAM	GP	GS
2016	Texans	0	0
2017	Texans	14	14
2018	Texans	16	16
2019	Texans	16	16
2020	Texans	9	9
NFL TOTALS		55	55

## NICK MARTIN'S NFL POSTSEASON STATISTICS

DATE	TEAM	GP	GS
2018	Texans	1	1
2019	Texans	2	2
NFL TOTALS		3	3

# TEXANS BIOS

## 2019 GAME-BY-GAME REGULAR SEASON STATISTICS (TEXANS)

W	DATE	OPPONENT	P/S		W/L	SCORE
01	09/09	at Saints	S		L	28-30
02	09/15	Jaguars	S		W	13-12
03	09/22	at Chargers	S		W	27-20
04	09/29	Panthers	S		L	10-16
05	10/06	Falcons	S		W	53-32
06	10/13	at Chiefs	S		W	31-24
07	10/20	at Colts	S		L	23-30
08	10/27	Raiders	S		W	27-24
09	11/03	at Jaguars	S		W	26-3
11	11/17	at Ravens	S		L	7-41
12	11/21	Colts	S		W	20-17
13	12/01	Patriots	S		W	28-22
14	12/08	Broncos	S		L	24-38
15	12/15	at Titans	S		W	24-21
16	12/21	at Buccaneers	S		W	23-20
17	12/29	Titans	S		L	14-35
<b>2019 TOTALS</b>			<b>16-16</b>		<b>10-6</b>	

## 2020 GAME-BY-GAME REGULAR SEASON STATISTICS (TEXANS)


W	DATE	OPPONENT	P/S		W/L	SCORE
01	09/10	at Chiefs	S		L	20-34
02	09/20	Ravens	S		L	16-33
03	09/27	at Steelers	S		L	21-28
04	10/04	Vikings	S		L	23-31
05	10/11	Jaguars	S		W	30-14
06	10/18	at Titans	S		L	36-42+
07	10/25	Packers	S		L	20-35
09	11/08	at Jaguars	S		W	27-25
10	11/15	at Browns	S		L	7-10
<b>2020 TOTALS</b>			<b>9-9</b>		<b>2-7</b>	

+ - Overtime

## 2019 GAME-BY-GAME POSTSEASON STATISTICS (TEXANS)

W	DATE	OPPONENT	P/S		W/L	SCORE
01	01/04	Bills	S		W	22-19+
02	01/12	at Chiefs	S		L	31-51
<b>2019 TOTALS</b>			<b>2-2</b>		<b>1-1</b>	

+ - Overtime



# AJ MCCARRON

QUARTERBACK

6-3 | 215 | ALABAMA

HOMETOWN: MOBILE, ALA. | AGE: 30

7TH NFL SEASON | 2ND WITH TEXANS | ACQUIRED: FA-'19

2020 GP/GS: 1/0 | CAREER GP/GS (POST): 16/4 (1/1)

TEAMS: CIN '14-17; LV '18; HOU '19-20



2

**TRANSACTIONS:** Selected by the Cincinnati Bengals with the 24th pick of the fifth round (164th overall) in the 2014 NFL Draft...Signed by the Buffalo Bills as an unrestricted free agent on March 15, 2018...Traded to the Oakland Raiders on Sept. 1, 2018...Released by the Raiders on March 14, 2019...Signed by the Houston Texans as a free agent on March 20, 2019...Re-signed with the Texans on March 21, 2020.

## 2020 (Houston 0/0):

- Did not see game action in Weeks 1-10

## 2019 (Houston 2/1, 0/0):

- Played in two games (one start) in his first season with the Texans
- Saw his first action of the season at Baltimore (11/17)
- Made his first start of the season vs. Tennessee (12/29) and completed 21-of-36 passes (58.3 percent) for 225 yards, one interception and a 65.2 rating while rushing for 39 yards and his first career rushing touchdown on five carries (7.8 avg.). Became the first Texans quarterback to register two touchdown drives of 15-or-more plays in the same game

## 2018 (Oakland 2/0):

- Spent the offseason and preseason with the Bills before being traded to the Raiders prior to Week 1
- Active but did not play in Weeks 1-6 and Week 8
- Made season debut and completed 1-of-3 passes for 8 yards at San Francisco (11/1)
- Active but did not play in Weeks 10-11 and Weeks 13-17

## 2017 (Cincinnati 3/0):

- Completed 7-of-14 passes (50.0 percent) for 66 yards in three games
- Active but did not play in Weeks 1-3
- Made season debut at Cleveland (10/1)
- Active but did not play in Week 5 and Weeks 7-13
- Completed 4-of-8 passes (50.0 percent) for 47 yards vs. Chicago (12/10)
- Threw for 19 yards on 3-of-6 passing (50.0 percent) at Minnesota (12/17)
- Active but did not play in Weeks 16-17

## 2016 (Cincinnati 1/0):

- Active but did not play in Weeks 1-5
- Made season debut at New England, but did not record a

stat (10/16)

- Active but did not play in Weeks 7-8 and Weeks 10-17

## 2015 (Cincinnati 7/3, 1/1):

- Completed 79-of-119 passes (66.4 percent) for 854 yards, six touchdowns and two interceptions in seven games with three starts as a rookie
- Active but did not play Weeks 1-6 and Weeks 8-9
- Made NFL debut, but did not record a stat vs. Cleveland (11/5)
- Completed 22-of-32 passes (68.8 percent) for 280 yards, two touchdowns and two interceptions vs. Pittsburgh (12/13)
- Threw for 192 yards on 15-of-21 passing (71.4 percent) and one touchdown in his first NFL start at San Francisco (12/20)
- Completed 22-of-35 passes (62.9 percent) for 200 yards and one touchdown at Denver (12/28)
- Recorded 160 yards and two touchdowns on 17-of-27 passing (63.0 percent) vs. Baltimore (1/3/16)
- Completed 23-of-41 passes (56.1 percent) for 212 yards, one touchdown and one interception in his postseason debut in the Wild Card Playoff vs. Pittsburgh (1/9/16)

## COLLEGE:

- Played four seasons (2010-13) at the University of Alabama in Tuscaloosa, Ala.
- Completed 686-of-1,026 passes (66.9 percent) for 9,019 yards, 77 touchdowns and 15 interceptions in 53 career games in college and led Alabama to a 36-4 record as a three-year starter
- Led the Crimson Tide to back-to-back BCS National Championships in 2011 and 2012
- Earned first-team All-America honors and won the Maxwell Award as a senior in 2013
- Finished runner-up in voting for the 2013 Heisman Trophy Award after completing 226-of-336 passes (67.3 percent) for 3,063 yards, 28 touchdowns and seven interceptions as a senior
- Recorded 2,933 passing yards and 30 touchdowns with only three interceptions as a junior in 2012
- Completed 219-of-328 passes (66.8 percent) for 2,634 yards, 16 touchdowns and five interceptions as a first-year starting sophomore in 2011

## PERSONAL:

- Attended St. Paul's Episcopal School in Mobile, Ala.

## TEXANS BIOS

✎ Led his high school to the 2007 AHSAA Class 5A state championship as a senior alongside Mark Barron

✎ Son of Dee Dee Bonner and Anthony McCarron  
 ✎ Brother, Corey, played fullback at Middle Tennessee State  
 ✎ Graduated from Alabama with a degree in health studies

### AJ MCCARRON'S NFL REGULAR SEASON PASSING/RUSHING STATISTICS

DATE	TEAM	GP	GS	PASSING											RUSHING				
				ATT.	CMP.	PCT.	YDS	AVG.	TD	INT.	LG	SK	LST	RATE	NO.	YDS.	AVG.	LG	TD
2014	Bengals	0	0	0	0	0.0	0	0.0	0	0	0	0	0	0.0	0	0	0.0	0	0
2015	Bengals	7	3	119	79	66.4	854	7.2	6	2	66t	12	63	97.1	14	31	2.2	16	0
2016	Bengals	1	0	0	0	0.0	0	0.0	0	0	0	0	0	0.0	0	0	0.0	0	0
2017	Bengals	3	0	14	7	50.0	66	4.7	0	0	27	1	9	63.4	0	0	0.0	0	0
2018	Raiders	2	0	3	1	33.3	8	2.7	0	0	8	1	7	42.4	3	-2	-0.7	0	0
2019	Texans	2	1	37	21	56.8	225	6.1	0	1	21	5	43	63.5	5	39	7.8	18	1
2020	Texans	1	0	0	0	0.0	0	0.0	0	0	0	0	0	0.0	0	0	0.0	0	0
TOTALS		16	4	173	108	62.4	1,153	6.7	6	3	66t	19	122	86.2	22	68	3.1	18	1

### AJ MCCARRON'S NFL POSTSEASON PASSING/RUSHING STATISTICS

DATE	TEAM	GP	GS	PASSING											RUSHING				
				ATT.	CMP.	PCT.	YDS	AVG.	TD	INT.	LG	SK	LST	RATE	NO.	YDS.	AVG.	LG	TD
2014	Bengals	0	0	0	0	0.0	0	0.0	0	0	0	0	0	0.0	0	0	0.0	0	0
2015	Bengals	1	1	41	23	56.1	212	5.2	1	1	25t	3	24	68.3	5	9	1.8	6	0
2019	Texans	0	0	0	0	0.0	0	0.0	0	0	0	0	0	0.0	0	0	0.0	0	0
TOTALS		1	1	41	23	56.1	212	5.2	1	1	25t	3	24	68.3	5	9	1.8	6	0

### SINGLE-GAME HIGHS: QUARTERBACK

Pass Attempts	36 vs. Tennessee Titans, Dec 29, 2019	Passer Rating	115.6 at San Francisco 49ers, Dec 20, 2015
Pass Completions	22 at Denver Broncos, Dec 28, 2015 ...1 more at 22.	Rush Attempts	5 vs. Tennessee Titans, Dec 29, 2019
Yards Passing	280 vs. Pittsburgh Steelers, Dec 13, 2015	Rushing Yards	39 vs. Tennessee Titans, Dec 29, 2019
TD Passes	2 vs. Baltimore Ravens, Jan 03, 2016 ...1 more at 2.	Longest Runs	18 vs. Tennessee Titans, Dec 29, 2019
Long Passes	66t vs. Pittsburgh Steelers, Dec 13, 2015	Rushing TDs	1 vs. Tennessee Titans, Dec 29, 2019
Completion Percentage	71.4 at San Francisco 49ers, Dec 20, 2015		

### SINGLE-GAME HIGHS - POSTSEASON: QUARTERBACK

Pass Attempts	41 vs. Pittsburgh Steelers, Jan 09, 2016	Completion Percentage	56.1 vs. Pittsburgh Steelers, Jan 09, 2016
Pass Completions	23 vs. Pittsburgh Steelers, Jan 09, 2016	Passer Rating	68.3 vs. Pittsburgh Steelers, Jan 09, 2016
Yards Passing	212 vs. Pittsburgh Steelers, Jan 09, 2016	Rush Attempts	5 vs. Pittsburgh Steelers, Jan 09, 2016
TD Passes	1 vs. Pittsburgh Steelers, Jan 09, 2016	Rushing Yards	9 vs. Pittsburgh Steelers, Jan 09, 2016
Long Passes	25t vs. Pittsburgh Steelers, Jan 09, 2016	Longest Runs	6 vs. Pittsburgh Steelers, Jan 09, 2016



# TEXANS BIOS

## 2019 GAME-BY-GAME REGULAR SEASON STATISTICS (TEXANS)

			PASSING											RUSHING						
W	DATE	OPPONENT	P/S	ATT	CMP	YDS	PCT	Y/A	Y/C	TD	INT	LG	SK/YD	RATE	ATT	YDS	LG	TD	W/L	SCORE
01	09/09	at Saints	P																L	28-30
02	09/15	Jaguars																	W	13-12
03	09/22	at Chargers																	W	27-20
04	09/29	Panthers																	L	10-16
05	10/06	Falcons																	W	53-32
06	10/13	at Chiefs																	W	31-24
07	10/20	at Colts																	L	23-30
08	10/27	Raiders																	W	27-24
09	11/03	at Jaguars																	W	26-3
11	11/17	at Ravens		1	0	0	0.0	0.0	0.0	0	0	0	1/10	39.6	0	0	0	0	L	7-41
12	11/21	Colts																	W	20-17
13	12/01	Patriots																	W	28-22
14	12/08	Broncos																	L	24-38
15	12/15	at Titans																	W	24-21
16	12/21	at Buccaneers																	W	23-20
17	12/29	Titans	S	36	21	225	58.3	6.3	10.7	0	1	21	4/33	65.2	5	39	18	1	L	14-35
2019 TOTALS			2-1	37	21	225	56.8	6.1	10.7	0	1	21	5/43	63.5	5	39	18	1	10-6	

## 2020 GAME-BY-GAME REGULAR SEASON STATISTICS (TEXANS)

			PASSING											RUSHING						
W	DATE	OPPONENT	P/S	ATT	CMP	YDS	PCT	Y/A	Y/C	TD	INT	LG	SK/YD	RATE	ATT	YDS	LG	TD	W/L	SCORE
01	09/10	at Chiefs	P	DID NOT PLAY											L	20-34				
02	09/20	Ravens		DID NOT PLAY											L	16-33				
03	09/27	at Steelers		DID NOT PLAY											L	21-28				
04	10/04	Vikings		0	0	0	0.0	0.0	0.0	0	0	0	0/0	0.0	0	0	0	0	L	23-31
05	10/11	Jaguars		DID NOT PLAY											W	30-14				
06	10/18	at Titans		DID NOT PLAY											L	36-42+				
07	10/25	Packers		DID NOT PLAY											L	20-35				
09	11/08	at Jaguars		DID NOT PLAY											W	27-25				
10	11/15	at Browns		DID NOT PLAY											L	7-10				
2020 TOTALS				1-0	0	0	0	0.0	0.0	0.0	0	0	0	0/0	0.0	0	0	0	0	2-7

+ - Overtime

## 2019 GAME-BY-GAME POSTSEASON STATISTICS (TEXANS)

			PASSING												RUSHING					
W	DATE	OPPONENT	P/S	ATT	CMP	YDS	PCT	Y/A	Y/C	TD	INT	LG	SK/YD	RATE	ATT	YDS	LG	TD	W/L	SCORE
01	01/04	Bills		DID NOT PLAY															W	22-19+
02	01/12	at Chiefs		DID NOT PLAY															L	31-51
2019 TOTALS			0-0	0	0	0	0.0	0.0	0.0	0	0	0	0/0	0.0	0	0	0	0	1-1	

+ - Overtime



# JOSH MCCOWN

QUARTERBACK

6-4 | 218 | SAM HOUSTON STATE

HOMETOWN: JACKSONVILLE, TEXAS | AGE: 41

18TH NFL SEASON | 1ST WITH TEXANS | ACQUIRED: FA-'20

CAREER GP/GS (POST): 104/76 (1/0)

TEAMS: ARI '02-'05; DET '06; LV '07; CAR '08-'09; CHI '11-'13; TB '14; CLE '15-'16; NYJ '17-'19; PHI '19-'20; HOU '20



3

**TRANSACTIONS:** Selected by the Arizona Cardinals with the 16th pick in the third round (81st overall) of the 2002 NFL Draft...Signed by the Detroit Lions on March 17, 2006...Traded to the Oakland Raiders on April 28, 2007...Signed by the Miami Dolphins as an unrestricted free agent on Feb. 29, 2008...Traded to the Carolina Panthers on Aug. 29, 2008...Signed by the San Francisco 49ers as an unrestricted free agent on Aug. 17, 2011...Waived by the 49ers on Sept. 3, 2011...Signed by the Chicago Bears on Nov. 23, 2011...Re-signed by the Bears on March 14, 2012...Waived by the Bears on Aug. 31, 2012...Signed by the Bears on Nov. 13, 2012...Re-signed by the Bears on March 29, 2013...Signed by the Tampa Bay Buccaneers as an unrestricted free agent on March 12, 2014...Waived by the Buccaneers on Feb. 11, 2015...Signed by the Cleveland Browns on Feb. 27, 2015...Waived by the Browns on Feb. 7, 2017...Signed by the New York Jets on March 20, 2017...Re-signed by the Jets on March 13, 2018...Signed by the Philadelphia Eagles on Aug. 17, 2019...Signed to the Eagles practice squad on Sept. 6, 2020...Signed to the Houston Texans active roster on Nov. 5, 2020.

## HONORS:

- ✦ AFC Offensive Player of the Week (2x: Week 5, 2015; Week 13, 2017)
- ✦ NFC Offensive Player of the Week (Week 14, 2013)

## CAREER:

- ✦ An 18-year NFL veteran who has seen game action for nine different teams, appearing in 102 games and making 76 starts
- ✦ Totaled 17,731 passing yards on 1,584-of-2,633 completions (60.2%) with 98 touchdowns and 82 interceptions
- ✦ Rushed for 1,106 yards on 248 attempts (4.5 avg.) and 13 touchdowns in his career
- ✦ One of three quarterbacks to win Player of the Week awards in both the AFC and NFC since 2013 (Tom Brady and Ryan Fitzpatrick)

## 2020 (Philadelphia 0/0; Houston 0/0):

- ✦ Spent the first eight weeks of the season on the Eagles practice squad prior to being signed to the Texans active roster
- Inactive in Week 10 at Cleveland (11/15)

## 2019 (Philadelphia 3/0, 1/0):

- ✦ Appeared in three regular season games for the Eagles

and completed three-of-five passes (60.0%) for 24 yards

- ✦ Entered the NFC Wild Card game vs. Seattle (1/5/20) after starting QB Carson Wentz sustained an injury in the first quarter and completed 18-of-24 passes (75.0 %) for 174 yards and a 94.8 quarterback rating

## 2018 (N.Y. Jets 4/3):

- ✦ Saw action in four games (three starts) with the Jets, passing for 539 yards on 60-of-110 completions (54.5%) and one touchdown pass

## 2017 (N.Y. Jets 13/13):

- ✦ Started 13 games for the Jets and set career highs in passing yards (2,926), completions (267), passing touchdowns (18), completion percentage (67.3%) and rushing touchdowns (five)
- ✦ Was voted by his Jets teammates as the 2017 Curtis Martin Team MVP, becoming the first Jets quarterback to win the award since Chad Pennington in 2002
- ✦ Named AFC Offensive Player of the Week for the second time in his career after throwing for 331 yards and scoring three touchdowns (one passing, two rushing) in a Week 13 victory vs. Kansas City (12/3)

## 2016 (Cleveland 5/3):

- ✦ Played in five games (three starts) and completed 90-of-165 passes (54.5%) for 1,100 yards and six touchdowns

## 2015 (Cleveland 8/8):

- ✦ Started eight games in his first season with the Browns and passed for 2,109 yards on 186-of-292 completions (63.7%) with 12 touchdown passes and one rushing touchdown
- ✦ Set a franchise single-game record with 457 passing yards and earned AFC Offensive Player of the Week honors following an overtime victory in Week 5 at Baltimore (10/11). Finished the contest with two touchdown passes, one rushing touchdown and a 111.3 quarterback rating, while also becoming the first player in franchise history to throw for at least 300 yards in three straight games

## 2014 (Tampa Bay 11/11):

- ✦ Started 11 games with the Buccaneers and completed 184-of-327 passes (56.3%) for 2,206 yards and 11 touchdowns while also contributing 127 rushing yards and three rushing touchdowns
- ✦ Notched the second-highest quarterback rating of his

career (137.5) in a Week 11 win at Washington (11/16) when he threw for 288 yards on 15-of-23 completions (65.2%) and two passing touchdowns. His 12.5 yards per attempt average was also a career best

## 2013 (Chicago 8/5):

- Saw action in eight games (five starts) with the Bears, registering a career-high 109.0 quarterback rating (third-best in NFL) while throwing for 1,829 yards and 13 touchdowns. Also led the NFL in interception percentage (0.4%) and finished second in touchdown to interception ratio (13.0)
- Completed a career-long 80-yard touchdown pass to WR Alshon Jeffery in Week 13 at Minnesota (12/1)
- Earned NFC Player of the Week honors in the Week 14 win vs. Dallas (12/9) when he completed 27-of-36 passes (75.0%) for 348 yards and four touchdown passes while also adding a rushing touchdown on Monday Night Football

## 2012 (Chicago 0/0):

- Spent time on the Bears active roster as the backup quarterback but did not see game action

## 2011 (Chicago 3/2):

- Appeared in three games (two starts) for the Bears and completed 35-of-55 passes (63.6%) for 414 yards and two touchdown passes

## 2009 (Carolina 1/0):

- Saw game action in one contest for the Panthers prior to being placed on the Reserve/Injured list

## 2008 (Carolina 2/0, 0/0):

- Acquired in a trade with Oakland prior to the season by the Panthers and played in two games

## 2007 (Oakland 9/9):

- Started all nine games he played in for the Raiders, completing 111-of-190 passes (58.4%) for 1,151 yards and 10 touchdowns

## 2006 (Detroit 2/0):

- Played in two games for the Lions but did not attempt a pass

## 2005 (Arizona 9/6):

- Appeared in nine games (six starts) and completed 163-of-270 passes (60.4%) for 1,836 yards and nine

touchdowns on the season, while also adding 139 rushing yards

## 2004 (Arizona 14/13):

- Played in 14 games (13 starts) and recorded 2,511 passing yards on 233-of-408 completions (57.1%) and 11 touchdowns. Also rushed 36 times for 112 yards (3.1 avg.) and added two rushing touchdowns
- Surpassed 300 passing yards for the first time in his career, totaling 307 yards in Week 14 vs. San Francisco (12/12)

## 2003 (Arizona 6/3):

- Saw action in eight games (three starts) and completed 95-of-166 passes (57.2%) for 1,018 yards and five touchdowns, while also adding 158 rushing yards and one touchdown
- Started his first NFL game in Week 15 vs. Carolina (12/14) in which he scored his first career rushing touchdown
- Notched his first win as a starting quarterback when he threw for 227 yards and two touchdowns in Week 17 vs. Minnesota (12/28)

## 2002 (Arizona 2/0):

- Saw action in two games as a rookie for the Cardinals

## COLLEGE:

- Played one season (2001) at Sam Houston State University in Huntsville, Texas after playing his first three collegiate seasons at SMU (1998-00) in Dallas
- Set single-season school records in completions (259), passing yards (3,481) and touchdowns (32) during his lone season with the Bearkats (2001) and was named Southland Football League Player of the Year
- Started his college career at SMU where he played three seasons (1998-00) and started 25 games, totaling 4,022 passing yards on 340-of-664 completions (51.2%) and 27 passing touchdowns

## PERSONAL:

- Attended Jacksonville (Texas) High School
- Was named the East Texas Player of the Year as a senior in 1997
- Also played basketball and earned All-District second team honors as a senior
- Brother, Luke McCown, played 10 seasons in the NFL and appeared in 62 games
- Coached at Myers Park High School in Charlotte, N.C. during the 2019 season while he was a member of the Eagles active roster

# TEXANS BIOS

## JOSH MCCOWN'S NFL REGULAR SEASON PASSING STATISTICS

DATE	TEAM	GP	GS	ATT.	CMP.	PCT.	YDS	AVG.	TD	INT.	LG	SK	LST	RATE
2002	Cardinals	2	0	18	7	38.9	66	3.7	0	2	26	5	50	10.2
2003	Cardinals	10	3	166	95	57.2	1,018	6.1	5	6	60t	25	174	70.3
2004	Cardinals	14	13	408	233	57.1	2,511	6.2	11	10	48	31	263	74.1
2005	Cardinals	9	6	270	163	60.4	1,836	6.8	9	11	49	18	101	74.9
2006	Lions	2	0	0	0	0.0	0	0.0	0	0	0	0	0	0.0
2007	Raiders	9	9	190	111	58.4	1,151	6.1	10	11	46t	14	92	69.4
2008	Panthers	2	0	0	0	0.0	0	0.0	0	0	0	0	0	0.0
2009	Panthers	1	0	6	1	16.7	2	0.3	0	0	2	1	6	39.6
2011	Bears	3	2	55	35	63.6	414	7.5	2	4	49	7	43	68.3
2012	Bears	0	0	0	0	0.0	0	0.0	0	0	0	0	0	0.0
2013	Bears	8	5	224	149	66.5	1,829	8.2	13	1	80t	11	37	109.0
2014	Buccaneers	11	11	327	184	56.3	2,206	6.7	11	14	56t	36	235	70.5
2015	Browns	8	8	292	186	63.7	2,109	7.2	12	4	56	23	137	93.3
2016	Browns	5	3	165	90	54.5	1,100	6.7	6	6	54	18	126	72.3
2017	Jets	13	13	397	267	67.3	2,926	7.4	18	9	69t	39	264	94.5
2018	Jets	4	3	110	60	54.5	539	4.9	1	4	41	7	35	55.8
2019	Eagles	3	0	5	3	60.0	24	4.8	0	0	13	0	0	72.1
2019	Jets	0	0	0	0	0.0	0	0.0	0	0	0	0	0	0.0
2019	TOTAL	3	0	5	3	60.0	24	4.8	0	0	13	0	0	72.1
2020	Eagles	0	0	0	0	0.0	0	0.0	0	0	0	0	0	0.0
2020	Texans	0	0	0	0	0.0	0	0.0	0	0	0	0	0	0.0
2020	TOTAL	0	0	0	0	0.0	0	0.0	0	0	0	0	0	0.0
TOTALS		104	76	2,633	1,584	60.2	17,731	6.7	98	82	80t	235	1,563	79.7

## JOSH MCCOWN'S NFL POSTSEASON PASSING STATISTICS

DATE	TEAM	GP	GS	ATT.	CMP.	PCT.	YDS	AVG.	TD	INT.	LG	SK	LST	RATE
2008	Panthers	0	0	0	0	0.0	0	0.0	0	0	0	0	0	0.0
2019	Eagles	1	0	24	18	75.0	174	7.3	0	0	32	6	14	94.8
TOTALS		1	0	24	18	75.0	174	7.3	0	0	32	6	14	94.8



# TEXANS BIOS

## JOSH MCCOWN'S NFL REGULAR SEASON RUSHING STATISTICS

DATE	TEAM	NO.	YDS.	AVG.	LG	TD
2002	Cardinals	1	20	20.0	20	0
2003	Cardinals	28	158	5.6	16t	1
2004	Cardinals	36	112	3.1	12	2
2005	Cardinals	29	139	4.8	12	0
2006	Lions	0	0	0.0	0	0
2007	Raiders	29	143	4.9	24	0
2008	Panthers	4	-3	-0.8	0	0
2009	Panthers	0	0	0.0	0	0
2011	Bears	12	68	5.7	28	0
2012	Bears	0	0	0.0	0	0
2013	Bears	13	69	5.3	20	1
2014	Buccaneers	25	127	5.1	16t	3
2015	Browns	20	98	4.9	13	1
2016	Browns	7	21	3.0	7	0
2017	Jets	37	124	3.4	22	5
2018	Jets	5	32	6.4	12	0
2019	Eagles	2	-2	-1.0	0	0
2019	Jets	0	0	0.0	0	0
2019	TOTAL	2	-2	-1.0	0	0
2020	Eagles	0	0	0.0	0	0
2020	Texans	0	0	0.0	0	0
2020	TOTAL	0	0	0.0	0	0
TOTALS		248	1,106	4.5	28	13

## JOSH MCCOWN'S NFL POSTSEASON RUSHING STATISTICS

DATE	TEAM	NO.	YDS.	AVG.	LG	TD
2008	Panthers	0	0	0.0	0	0
2019	Eagles	5	23	4.6	11	0
TOTALS		5	23	4.6	11	0

# TEXANS BIOS

## JOSH MCCOWN'S NFL REGULAR SEASON PASSING/RUSHING STATISTICS

DATE	TEAM	GP	GS	PASSING											RUSHING				
				ATT.	CMP.	PCT.	YDS	AVG.	TD	INT.	LG	SK	LST	RATE	NO.	YDS.	AVG.	LG	TD
2002	Cardinals	2	0	18	7	38.9	66	3.7	0	2	26	5	50	10.2	1	20	20.0	20	0
2003	Cardinals	10	3	166	95	57.2	1,018	6.1	5	6	60t	25	174	70.3	28	158	5.6	16t	1
2004	Cardinals	14	13	408	233	57.1	2,511	6.2	11	10	48	31	263	74.1	36	112	3.1	12	2
2005	Cardinals	9	6	270	163	60.4	1,836	6.8	9	11	49	18	101	74.9	29	139	4.8	12	0
2006	Lions	2	0	0	0	0.0	0	0.0	0	0	0	0	0	0.0	0	0	0.0	0	0
2007	Raiders	9	9	190	111	58.4	1,151	6.1	10	11	46t	14	92	69.4	29	143	4.9	24	0
2008	Panthers	2	0	0	0	0.0	0	0.0	0	0	0	0	0	0.0	4	-3	-0.8	0	0
2009	Panthers	1	0	6	1	16.7	2	0.3	0	0	2	1	6	39.6	0	0	0.0	0	0
2011	Bears	3	2	55	35	63.6	414	7.5	2	4	49	7	43	68.3	12	68	5.7	28	0
2012	Bears	0	0	0	0	0.0	0	0.0	0	0	0	0	0	0.0	0	0	0.0	0	0
2013	Bears	8	5	224	149	66.5	1,829	8.2	13	1	80t	11	37	109.0	13	69	5.3	20	1
2014	Buccaneers	11	11	327	184	56.3	2,206	6.7	11	14	56t	36	235	70.5	25	127	5.1	16t	3
2015	Browns	8	8	292	186	63.7	2,109	7.2	12	4	56	23	137	93.3	20	98	4.9	13	1
2016	Browns	5	3	165	90	54.5	1,100	6.7	6	6	54	18	126	72.3	7	21	3.0	7	0
2017	Jets	13	13	397	267	67.3	2,926	7.4	18	9	69t	39	264	94.5	37	124	3.4	22	5
2018	Jets	4	3	110	60	54.5	539	4.9	1	4	41	7	35	55.8	5	32	6.4	12	0
2019	Eagles	3	0	5	3	60.0	24	4.8	0	0	13	0	0	72.1	2	-2	-1.0	0	0
2019	Jets	0	0	0	0	0.0	0	0.0	0	0	0	0	0	0.0	0	0	0.0	0	0
2019	TOTAL	3	0	5	3	60.0	24	4.8	0	0	13	0	0	72.1	2	-2	-1.0	0	0
2020	Eagles	0	0	0	0	0.0	0	0.0	0	0	0	0	0	0.0	0	0	0.0	0	0
2020	Texans	0	0	0	0	0.0	0	0.0	0	0	0	0	0	0.0	0	0	0.0	0	0
2020	TOTAL	0	0	0	0	0.0	0	0.0	0	0	0	0	0	0.0	0	0	0.0	0	0
TOTALS		104	76	2,633	1,584	60.2	17,731	6.7	98	82	80t	235	1,563	79.7	248	1,106	4.5	28	13

## JOSH MCCOWN'S NFL POSTSEASON PASSING/RUSHING STATISTICS

DATE	TEAM	GP	GS	PASSING											RUSHING				
				ATT.	CMP.	PCT.	YDS	AVG.	TD	INT.	LG	SK	LST	RATE	NO.	YDS.	AVG.	LG	TD
2008	Panthers	0	0	0	0	0.0	0	0.0	0	0	0	0	0	0.0	0	0	0.0	0	0
2019	Eagles	1	0	24	18	75.0	174	7.3	0	0	32	6	14	94.8	5	23	4.6	11	0
TOTALS		1	0	24	18	75.0	174	7.3	0	0	32	6	14	94.8	5	23	4.6	11	0

### SINGLE-GAME HIGHS: QUARTERBACK

Pass Attempts	51 at Baltimore Ravens, Oct 11, 2015	Passer Rating	141.9 vs. Dallas Cowboys, Dec 09, 2013
Pass Completions	36 at Baltimore Ravens, Oct 11, 2015 ...1 more at 36.	Rush Attempts	9 vs. St. Louis Rams, Dec 19, 2004
Yards Passing	457 at Baltimore Ravens, Oct 11, 2015	Rushing Yards	48 vs. Carolina Panthers, Dec 14, 2003
TD Passes	4 vs. Dallas Cowboys, Dec 09, 2013	Longest Runs	28 at Minnesota Vikings, Jan 01, 2012
Long Passes	80t at Minnesota Vikings, Dec 01, 2013	Rushing TDs	2 vs. Kansas City Chiefs, Dec 03, 2017 ...2 more at 2.
Completion Percentage	81.3 at St. Louis Rams, Oct 25, 2015		

### SINGLE-GAME HIGHS - POSTSEASON: QUARTERBACK

Pass Attempts	24 vs. Seattle Seahawks, Jan 05, 2020	Passer Rating	94.8 vs. Seattle Seahawks, Jan 05, 2020
Pass Completions	18 vs. Seattle Seahawks, Jan 05, 2020	Rush Attempts	5 vs. Seattle Seahawks, Jan 05, 2020
Yards Passing	174 vs. Seattle Seahawks, Jan 05, 2020	Rushing Yards	23 vs. Seattle Seahawks, Jan 05, 2020
Long Passes	32 vs. Seattle Seahawks, Jan 05, 2020	Longest Runs	11 vs. Seattle Seahawks, Jan 05, 2020
Completion Percentage	75.0 vs. Seattle Seahawks, Jan 05, 2020		

# TEXANS BIOS

## 300-YARD PASSING GAMES (17): REGULAR SEASON

DATE	TEAM	NO.	YDS.	AVG.	LG	TD
12/12/04	49ERS	26	307	11.8	40	0
10/02/05	49ERS	32	385	12.0	41	2
10/09/05	PANTHERS	29	398	13.7	49	2
09/09/07	LIONS	30	313	10.4	42	2
11/24/13	at Rams	36	352	9.8	37	2
12/01/13	at Vikings	23	355	15.4	80t	2
12/09/13	COWBOYS	27	348	12.9	34	4
11/09/14	FALCONS	27	301	11.1	34	2
11/23/14	at Bears	25	341	13.6	54	1
09/27/15	RAIDERS	28	341	12.2	41	2
10/04/15	at Chargers	32	356	11.1	53	2
10/11/15	at Ravens	36	457	12.7	56	2
10/30/16	JETS	25	341	13.6	35	2
11/27/16	GIANTS	25	322	12.9	54	1
10/15/17	PATRIOTS	31	354	11.4	44	2
11/26/17	PANTHERS	19	307	16.2	54t	3
12/03/17	CHIEFS	26	331	12.7	51	1

## 2019 GAME-BY-GAME REGULAR SEASON STATISTICS (EAGLES)

2019 DATE BY DATE REGULAR SEASON STATISTICS (EXCERPT)																				
W	DATE	OPPONENT	P/S	PASSING										RUSHING				W/L	SCORE	
				ATT	CMP	YDS	PCT	Y/A	Y/C	TD	INT	LG	SK/YD	RATE	ATT	YDS	LG			TD
01	09/08	Washington	P	DID NOT PLAY														W	32-27	
02	09/15	at Falcons		5	3	24	60.0	4.8	8.0	0	0	13	0/0	72.1	0	0	0	0	L	20-24
03	09/22	Lions		DID NOT PLAY														L	24-27	
04	09/26	at Packers		DID NOT PLAY														W	34-27	
05	10/06	Jets	P	0	0	0	0.0	0.0	0.0	0	0	0	0/0	0.0	2	-2	-1	0	W	31-6
06	10/13	at Vikings	P	0	0	0	0.0	0.0	0.0	0	0	0	0/0	0.0	0	0	0	0	L	20-38
07	10/20	at Cowboys		DID NOT PLAY														L	10-37	
08	10/27	at Bills		DID NOT PLAY														W	31-13	
09	11/03	Bears		DID NOT PLAY														W	22-14	
11	11/17	Patriots		DID NOT PLAY														L	10-17	
12	11/24	Seahawks		DID NOT PLAY														L	9-17	
13	12/01	at Dolphins		DID NOT PLAY														L	31-37	
14	12/09	Giants		DID NOT PLAY														W	23-17+	
15	12/15	at Washington		DID NOT PLAY														W	37-27	
16	12/22	Cowboys		DID NOT PLAY														W	17-9	
17	12/29	at Giants		DID NOT PLAY														W	34-17	
2019 TOTALS			3-0	5	3	24	60.0	4.8	8.0	0	0	13	0/0	72.1	2	-2	-1	0	9-7	

+ - Overtime

## TEXANS BIOS

## 2020 GAME-BY-GAME REGULAR SEASON STATISTICS (EAGLES/TEXANS)

			PASSING											RUSHING				W/L/			
W	DATE	OPPONENT	P/S	ATT	CMP	YDS	PCT	Y/A	Y/C	TD	INT	LG	SK/YD	RATE	ATT	YDS	LG	TD	T	SCORE	
01	09/13	at Washington		DID NOT PLAY																L	17-27
02	09/20	Rams		DID NOT PLAY																L	19-37
03	09/27	Bengals		DID NOT PLAY																T	23-23
04	10/04	at 49ers		DID NOT PLAY																W	25-20
05	10/11	at Steelers		DID NOT PLAY																L	29-38
06	10/18	Ravens		DID NOT PLAY																L	28-30
07	10/22	Giants		DID NOT PLAY																W	22-21
08	11/01	Cowboys		DID NOT PLAY																W	23-9
				Went from <b>Eagles</b> to <b>Texans</b> .																	
09	11/08	at Jaguars		ACTIVE/ROSTER EXEMPTION																W	27-25
10	11/15	at Browns		INACTIVE																L	7-10
2020 TOTALS			0-0	0	0	0	0.0	0.0	0.0	0	0	0	0/0	0.0	0	0	0	0	4-5-1		

## 2019 GAME-BY-GAME POSTSEASON STATISTICS (EAGLES)

				PASSING										RUSHING						
W	DATE	OPPONENT	P/S	ATT	CMP	YDS	PCT	Y/A	Y/C	TD	INT	LG	SK/YD	RATE	ATT	YDS	LG	TD	W/L	SCORE
01	01/05	Seahawks	P	24	18	174	75.0	7.3	9.7	0	0	32	6/14	94.8	5	23	11	0	L	9-17
2019 TOTALS			1-0	24	18	174	75.0	7.3	9.7	0	0	32	6/14	94.8	5	23	11	0	0-1	





# WHITNEY MERCILUS

OUTSIDE LINEBACKER

6-4 | 258 | ILLINOIS

HOMETOWN: AKRON, OHIO | AGE: 30

9TH NFL SEASON | 9TH WITH TEXANS | ACQUIRED: 01-'12

2020 GP/GS: 8/7 | CAREER GP/GS (POST): 123/95 (8/5)

TEAMS: HOU '12-20



59

**TRANSACTIONS:** Selected by the Houston Texans in the first round (26th overall) of the 2012 NFL Draft...Signed a contract extension with the Texans on May 4, 2015...Signed a contract extension with the Texans on Dec. 28, 2019.

## HONORS:

- ✦ AFC Defensive Player of the Week (Week 2, 2019)
- ✦ Associated Press Second-Team All-Pro (2016)
- ✦ AFC Defensive Player of the Month (December 2015)
- ✦ AFC Defensive Player of the Week (Week 1, 2016)

## CAREER:

- ✦ Ranks tied-for-second in franchise history with 53.0 sacks
- ✦ The franchise postseason sack leader with 7.0, which is also the second-most in the NFL since 2015
- ✦ Became the first player in franchise history and the fifth player in the NFL since 1982 to post two games with 3.5-or-more sacks in a season in 2015
- ✦ Tied DE Mario Williams (12.0 in 2008) for the fifth-most sacks in a season in franchise history in 2015
- ✦ Joined J.J. Watt (2018) and Khalil Mack (2018) as the only players to record at least 5.0 sacks and four forced fumbles in the first four games of a season since 1993
- ✦ Has 13 career games with 2.0-or-more sacks, which is the second-most career games with multiple sacks in Texans history behind Watt (26)
- ✦ Tied the franchise rookie record for sacks with 6.0 in 2012
- ✦ Has appeared in eight career playoff games, totaling 26 total tackles (15 solo), 7.0 sacks and forced fumble
- ✦ Joined Kevin Greene, Terrell Suggs and Von Miller as the only players since 1982 with 5.0 sacks over two playoff games
- ✦ Became the first player in franchise history to record multiple sacks in two straight postseason contests, dating back to 2016's AFC Wild Card matchup against Kansas City (1/9/16)
- ✦ Recorded the most sacks (3.0) in a postseason game in Texans history, while tying for the fourth-most by any NFL player in a playoff contest, vs. Kansas City (1/9/16)

## 2020 (Houston 8/7):

- ✦ Notched three solo tackles in the season opener at Kansas City (9/10)
- ✦ Recorded four total tackles (two solo) and the 64th tackle for loss in his career in Week 3 at Pittsburgh (9/27)
- ✦ Accumulated four total tackles (two solo), 2.0 sacks and

two quarterback hits, passing Mario Williams for the second-most multi-sack games in franchise history (13) in Week 4 vs. Minnesota (10/4)

- ✦ Posted his third sack of the season in Week 5 vs. Jacksonville (10/11), tying Mario Williams (53.0) for the second-most sacks in franchise history

## 2019 (Houston 16/16, 2/2):

- ✦ Started in all 16 games and finished the season with 48 total tackles (33 solo), nine tackles for loss, 7.5 sacks, 16 quarterback hits, his first two career interceptions, two passes defended, a single-season career-high four forced fumbles and one fumble recovery
- ✦ Notched the first interception of his career in the season opener at New Orleans (9/9), picking off a pass by Saints QB Drew Brees on the Houston four-yard line. Added six total tackles (four solo), 1.0 sack, one tackle for loss, one quarterback hit and one pass defended in the contest, becoming only the third player in the NFL in Week 1 to record a sack and an interception in the same game
- ✦ Posted three total tackles (two solo), three quarterback hits and two strip sacks in the win vs. Jacksonville (9/15), marking his 11th-career game with 2.0-or-more sacks, which is the third-most in team history
- ✦ Registered five total tackles (five solo), 1.0 sack, one forced fumble, two tackles for loss and one quarterback hit in the Week 3 win over the L.A. Chargers (9/22). Recorded a sack in three-consecutive games for the first time in his NFL career and a forced fumble in back-to-back games for the third time in his career
- ✦ Finished with two total tackles (one solo), 1.0 sack, one forced fumble and one quarterback hit vs. Carolina (9/29), notching a sack in his fourth-consecutive game for the first time in his NFL career and forcing a fumble in his third-consecutive game for the first time in his NFL career. Joined J.J. Watt (2018) and Khalil Mack (2018) as the only players to record at least 5.0 sacks and four forced fumbles in the first four games of a season since 1993
- ✦ Finished with four total tackles (two solo), two tackles for loss and one quarterback hit vs. Atlanta (10/6), posting the second game with multiple tackles for loss on the season and the 16th of his career, which moved him into third place in team history
- ✦ Notched four total tackles (one solo), 0.5 sack, one quarterback hit and recorded his first fumble recovery of the season and the eighth of his career at Indianapolis (10/20)

- ✦ Finished third on the team with six total tackles (four solo) and added two tackles for loss vs. Oakland (10/27). Posted the third game with multiple tackles for loss this season and the 17th of his career, which tied Jadeveon Clowney (17) for the second-most in team history behind J.J. Watt
- ✦ Logged two total tackles (two solo) at Baltimore (11/17). Eclipsed 300 career tackles, becoming only the 12th player in franchise history to accomplish the feat
- ✦ Registered four total tackles (three solo), one tackle for loss and one quarterback hit vs. Indianapolis (11/21). Passed Antonio Smith (98) for the second-most career quarterback hits in franchise history and passed Kevin Walter (109) for the 10th-most games played in franchise history
- ✦ Posted two solo tackles one pass defended and notched his second interception of the season at Tennessee (12/15), returning it 86 yards to the Titans' 12-yard line. Became the fourth linebacker in team history to record multiple interceptions in a season, joining Kailele Wong (2004), Brian Cushing (2009, 2011) and Dylan Cole (2017)
- ✦ Finished with four total tackles (two solo), 2.0 sacks, one tackle for loss and two quarterback hits at Tampa Bay (12/21), notching his 12th career game with 2.0-or-more sacks, which tied Mario Williams (12) for the second-most career games with multiple sacks in Texans history
- ✦ Registered four total tackles (two solo), 1.0 sack, one forced fumble and three quarterback hits in the win over Buffalo in the Wild Card Round (1/4/20), becoming the second player in franchise history to record a sack and forced fumble in the same game, joining Brooks Reed in 2011. Owns the most sacks (7.0) and quarterback hits (12) in Texans postseason history
- ✦ Posted one solo tackle and one quarterback hit in the Divisional Round at Kansas City (1/12/20). Now owns 13 career quarterback hits in the postseason, the most in Texans history and tied for the second-most in the NFL since 2015

## 2018 (Houston 16/9, 1/0):

- ✦ Finished with four solo tackles, 1.0 sack, two forced fumbles, one quarterback hit and one tackle for loss at Jacksonville (10/21). Set a single-game career-high for forced fumbles and tied Brian Cushing (nine) for the third-most career forced fumbles in franchise history
- ✦ Finished with three total tackles (two solo), 1.0 sack, one quarterback hit and one tackle for loss at Washington (11/18). Joined J.J. Watt and Mario Williams as the only players in franchise history to record at least 40.0 career sacks
- ✦ Tallied five total tackles (three solo), 1.5 sacks, two quarterback hits and one tackle for loss vs. Tennessee (11/26). Registered his first multi-sack game since Week 16 of the 2016 season vs. Cincinnati
- ✦ Recorded one total tackle in the Wild Card Round vs. Indianapolis (1/5/19)

## 2017 (Houston 5/5):

- ✦ Tallied 10 total tackles (nine solo), 1.0 sack, one tackle for loss, one forced fumble and one quarterback hit in five games
- ✦ Recorded five tackles and one tackle for loss in the season

opener vs. Jacksonville (9/10)

- ✦ Finished with six tackles, his first sack of the season and forced one fumble that was returned for a touchdown at New England (9/24)
- ✦ Placed on the Reserve/Injured list on Oct. 11

## 2016 (Houston 15/15, 2/2):

- ✦ Tied for the league lead with four fumble recoveries and led the team with 7.5 sacks
- ✦ Tied for 14th in the NFL with 13 tackles for loss
- ✦ Totaled four total tackles (two solo), 2.0 sacks and one forced fumble in the season opener vs. Chicago (9/11)
- ✦ His strip-sack of Bears QB Jay Cutler gave him 2.0 sacks for the game and his third straight multiple-sack game (including postseason) dating back to Week 17 of the 2015 season, vs. Chicago (9/11)
- ✦ Finished with three total tackles (one solo), a quarterback hit and notched a fumble recovery after a strip-sack by OLB John Simon on Chiefs QB Alex Smith vs. Kansas City (9/18)
- ✦ Finished second on the team and set a season high with seven total tackles (five solo), one tackle for loss and one quarterback hit vs. Tennessee (10/2) in Week 4
- ✦ Recorded three total tackles, 1.5 sacks and set a single-game career high with five quarterback hits at Minnesota (10/9) in Week 5
- ✦ Split a sack with DE Antonio Smith on QB Sam Bradford in the first quarter and added a full sack one quarter later, also on third down, at Minnesota (10/9)
- ✦ Notched six total tackles (four solo), 1.0 sack and two tackles for loss vs. Indianapolis (10/16)
- ✦ Tied a single-season career high (two in 2015) with his second fumble recovery of the year and fifth of his career, at Jacksonville (11/13) in Week 10
- ✦ Sacked Packers QB Aaron Rodgers, posted three tackles for loss and set a career high with his third fumble recovery of the season at Green Bay (12/4) in Week 13
- ✦ Posted three solo tackles, four quarterback hits, one pass defended and one fumble recovery at Indianapolis (12/11) in Week 14
- ✦ Matched his season high with 2.0 sacks of Bengals QB Andy Dalton, giving him his 10th career game with 2.0-or-more sacks, vs. Cincinnati (12/24) in Week 16
- ✦ Tied for second on the team with seven tackles (five solo), and recorded three tackles for loss and 2.0 sacks vs. Oakland (1/7/17) in the AFC Wild Card round
- ✦ Finished with four total tackles, three quarterback hits, one pass defended and 1.0 sack, giving him a franchise-best 6.0 for his postseason career, at New England (1/14/17) in the AFC Divisional round

## 2015 (Houston 16/10, 1/1):

- ✦ Finished the year with 50 total tackles (32 solo), 12.0 sacks, 16 quarterback hits, 14 tackles for loss, two passes defended, two fumble recoveries and one forced fumble. His sack and tackles for loss totals set single-season career highs, while he tied his personal-best for total tackles
- ✦ Tied Mario Williams (12.0 in 2008) for the fifth-most sacks in a season in franchise history
- ✦ Named AFC Defensive Player of the Month for December
- ✦ Had two total tackles (one solo), one tackle for loss and one fumble recovery vs. Tampa Bay

- ✦ Registered his first 2.0 sacks of the season at Jacksonville (10/18)
- ✦ Posted a career-high 3.5 sacks vs. Tennessee (11/1), which is tied for the second-most in a game in Texans history (LB Connor Barwin, 4.0 at Jacksonville, 11/27/11, and DE Mario Williams, 3.5 vs. Denver, 12/13/07)
- ✦ Tied for second on the team with seven total tackles (six solo), while adding four tackles for loss and four quarterback hits vs. Tennessee (11/1)
- ✦ Finished with five tackles, including three for loss, and a sack at Cincinnati (11/16)
- ✦ Registered four total tackles (three solo) and one pass defended at Buffalo (12/6), his second of the year and first since Week 1 against Kansas City (9/13)
- ✦ Set a single-season career-high in sacks (7.5) after he brought down Patriots QB Tom Brady for a nine-yard loss in the fourth quarter vs. New England (12/13)
- ✦ Finished the game with five total tackles (three solo) and 1.0 sack vs. New England (12/13)
- ✦ Sacked Colts QB Charlie Whitehurst in the fourth quarter at Indianapolis (12/20)
- ✦ Tallied five total tackles (three solo), 3.5 sacks, three quarterback hits, two tackles for loss, one forced fumble and one fumble recovery vs. Jacksonville (1/3/16)
- ✦ Became the first player in franchise history and the fifth player in the NFL since 1982 to post two games with 3.5-or-more sacks in a season
- ✦ Recorded the most sacks (3.0) in a postseason game in Texans history, while tying for the fourth-most by any NFL player, in a playoff contest vs. Kansas City (1/9/16)
- ✦ Finished with eight total tackles (five solo), 3.0 sacks for a loss of 17 yards and four quarterback hits in Wild Card Game vs. Kansas City (1/9/16)

## 2014 (Houston 15/13):

- ✦ Started 13-of-15 games and registered 50 total tackles, 5.0 sacks, 11 quarterback hits, nine tackles for loss and two forced fumbles
- ✦ Recorded six total tackles, two tackles for loss and a quarterback hit vs. Indianapolis (10/9) in Week 6
- ✦ Recorded the fourth multi-sack game of his career at Pittsburgh (10/20). Strip-sacked Ben Roethlisberger in the first quarter and finished the game with five total tackles, two tackles for loss, one quarterback hit and one pass defended
- ✦ Had a multi-sack game for the fifth time in his career and second time this season vs. Philadelphia (11/2) in Week 9. Tied for the team lead with a career-high nine total tackles. Set a season high with three quarterback hits and tied a season high with two tackles for loss
- ✦ Inactive in Week 15
- ✦ Had three total tackles and forced his second fumble of the season vs. Baltimore (12/21) in Week 16
- ✦ Sacked Jaguars QB Blake Bortles for three yards vs. Jacksonville (12/28) in Week 17. Finished with three total tackles, one tackle for loss and one quarterback hit

## 2013 (Houston 16/16):

- ✦ Started all 16 games at WILL linebacker and recorded 65 total tackles, 7.0 sacks, 18 quarterback hits and six tackles for loss
- ✦ Recorded seven total tackles (five solo) and 1.0 sack for a loss of six yards at San Diego (9/9)

- ✦ Amassed eight total tackles (four solo) and 2.5 sacks vs. Seattle (9/29)
- ✦ Recorded six total tackles (three solo) and 1.0 sack at San Francisco (10/6)
- ✦ Added another sack to go along with four solo tackles vs. Jacksonville (11/24)
- ✦ Recorded his seventh sack of the season vs. Denver (12/22)

## 2012 (Houston 16/4, 2/0):

- ✦ Tied the Texans rookie record for sacks in a season with 6.0
- ✦ Made his Texans and NFL debut at outside linebacker in the season opener vs. Miami (9/9)
- ✦ Registered his first career sack and forced a fumble when he dropped Ravens QB Joe Flacco for a two-yard loss in the first quarter vs. Baltimore (10/21)
- ✦ Recorded 2.0 sacks and collected his second career forced fumble vs. Buffalo (11/4)
- ✦ Collected a season-high four tackles at Detroit (11/22)
- ✦ Sacked Titans QB Jake Locker twice for a total loss of six yards and recovered a fumble at Tennessee (12/2)
- ✦ Sacked Patriots QB Tom Brady for a seven-yard loss in the third quarter at New England (12/10) to give him 6.0 sacks on the season, tying the franchise rookie sack record set by OLB Brooks Reed in 2011
- ✦ Made his postseason debut in the AFC Wild Card Playoff vs. Cincinnati (1/5/13)
- ✦ Made one tackle and one special teams tackle in AFC Divisional Playoff at New England (1/13/13)

## COLLEGE:

- ✦ Played three seasons (2009-11) at the University of Illinois in Champaign, Ill. after redshirting the 2008 campaign
- ✦ Started 15-of-37 career games with the Illini, recording 81 total tackles (42 solo) with 18.0 sacks (119 yards), 28 tackles for loss (150 yards), 11 forced fumbles and two fumble recoveries
- ✦ Tied for eighth in NCAA FBS history with 11 forced fumbles, which also ranks fifth all-time in the Big Ten Conference and is second on the Illini all-time list (13 by Simeon Rice from 1992-95)
- ✦ Set a school and Big Ten single-season record with nine forced fumbles in 2011
- ✦ Third on the Illinois single-season tackle for loss chart with 22.5 in 2011
- ✦ Earned 2011 All-America and All-Big Ten Conference first-team honors from The NFL Draft Report as the scouting service named him the league's Player of the Year and National Defensive Lineman of the Year
- ✦ Mid-season All-America from Phil Steele's College Football and was selected National Defensive Lineman of the Week for his performance vs. Indiana (3.0 sacks) his senior season
- ✦ Led the nation in sacks per game (1.23) and fumbles forced per game (0.833) as a senior
- ✦ Recorded a career-high 57 total tackles (28 solo) with 16.0 sacks (105 yards) to tie the school season-record that was first set by Simeon Rice in 1994
- ✦ Played in all 13 games, starting two games at weak-side defensive end his junior season
- ✦ Recorded 16 total tackles (eight solo) with a 7-yard sack



## TEXANS BIOS

- and three tackles for loss in 2010
- Recorded eight total tackles (four solo), two assisted sacks and 3.5 tackles for loss in 2009
- Redshirted as a freshman

### PERSONAL:

- Attended Garfield High School in Akron, Ohio

- Played defensive end and tight end and earned Northeast Ohio Inland All-Star team, Cleveland Plain-Dealer Defensive All-Star team and All-District honors after leading the Rams to a 7-3 record in 2007
- A Prep Star All-Region and All-Akron City League choice, he recorded 36 solo tackles with a pair of sacks, six stops behind the line of scrimmage and four fumble recoveries, advancing one 36 yards for a score

### WHITNEY MERCILUS' NFL REGULAR SEASON DEFENSIVE STATISTICS

DATE	TEAM	GP	GS	TACKLES								QBH	INTERCEPTIONS					FUMBLES			ST					MISC	
				TK	S	A	TFL	YDS	SK	YDS	NO		YDS	LG	TD	PD	FF	FR	YDS	TK	S	A	FF	FR	S	A	
2012	Texans	16	4	18	15	3	6	0	6.0	17.0	7	0	0	0	0	1	2	1	0	7	5	2	0	0	0	0	
2013	Texans	16	16	47	33	14	6	31	7.0	36.0	18	0	0	0	0	0	0	0	0	0	0	0	0	0	0	0	
2014	Texans	15	13	50	31	19	9	35	5.0	30.0	11	0	0	0	0	0	2	0	0	0	0	0	0	0	0	0	
2015	Texans	16	10	50	32	18	14	63	12.0	60.0	16	0	0	0	0	2	1	1	5	2	0	2	0	1	0	0	
2016	Texans	15	15	53	36	17	13	57	7.5	56.5	22	0	0	0	0	1	1	4	7	0	0	0	0	0	0	0	
2017	Texans	5	5	10	9	1	1	1	1.0	6.0	1	0	0	0	0	0	1	0	0	0	0	0	0	0	0	0	
2018	Texans	16	9	39	22	17	5	28	4.0	28.0	14	0	0	0	0	0	2	0	0	0	0	0	0	0	0	0	
2019	Texans	16	16	48	33	15	9	25	7.5	44.5	16	2	88	86	0	2	4	1	2	0	0	0	0	0	0	0	
2020	Texans	8	7	18	10	8	4	16	3.0	15.0	5	0	0	0	0	0	0	1	0	0	0	0	0	0	0	0	
NFL TOTALS		123	95	333	221	112	67	256	53.0	293.0	110	2	88	86	0	6	13	8	14	9	5	4	0	1	0	0	

### WHITNEY MERCILUS' NFL POSTSEASON DEFENSIVE STATISTICS

DATE	TEAM	GP	GS	TACKLES								INTERCEPTIONS						FUMBLES			ST					MISC	
				TK	S	A	TFL	YDS	SK	YDS	QBH	NO	YDS	LG	TD	PD	FF	FR	YDS	TK	S	A	FF	FR	S	A	
2012	Texans	2	0	1	0	1	0	0	0.0	0.0	0	0	0	0	0	0	0	0	0	0	1	1	0	0	0	0	0
2015	Texans	1	1	8	5	3	3	17	3.0	17.0	4	0	0	0	0	0	0	0	0	0	0	0	0	0	0	0	
2016	Texans	2	2	11	7	4	4	23	3.0	20.0	5	0	0	0	0	1	0	0	0	0	0	0	0	0	0	0	
2018	Texans	1	0	1	0	1	0	0	0.0	0.0	0	0	0	0	0	0	0	0	0	0	0	0	0	0	0	0	
2019	Texans	2	2	5	3	2	0	0	1.0	0.0	4	0	0	0	0	0	1	0	0	0	0	0	0	0	0	0	
NFL TOTALS		8	5	26	15	11	7	40	7.0	37.0	13	0	0	0	0	1	1	0	0	1	1	0	0	0	0	0	

### SINGLE-GAME HIGHS: DEFENSIVE

**Total Tackles** 9 vs. Philadelphia Eagles, Nov 02, 2014

**Sacks** 3.5 vs. Jacksonville Jaguars, Jan 03, 2016  
...1 more at 3.5.

**Passes Defensed** 1 at Tennessee Titans, Dec 15, 2019  
...5 more at 1.

**Forced Fumbles** 2 vs. Jacksonville Jaguars, Sep 15, 2019  
...1 more at 2.

**Fumble Recoveries** 1 vs. Jacksonville Jaguars, Oct 11, 2020  
...7 more at 1.

**Tackles For Loss** 4 vs. Tennessee Titans, Nov 01, 2015

**Interceptions** 1 at Tennessee Titans, Dec 15, 2019  
...1 more at 1.

**Interception Return Yards** 86 at Tennessee Titans, Dec 15, 2019

**Special Teams Tackles** 2 vs. Baltimore Ravens, Oct 21, 2012  
...1 more at 2.

**Special Teams Fumble Recoveries** 1 vs. Tampa Bay Buccaneers, Sep 27, 2015

### SINGLE-GAME HIGHS - POSTSEASON: DEFENSIVE

**Total Tackles** 8 vs. Kansas City Chiefs, Jan 09, 2016

**Sacks** 3.0 vs. Kansas City Chiefs, Jan 09, 2016

**Passes Defensed** 1 at New England Patriots, Jan 14, 2017

**Forced Fumbles** 1 vs. Buffalo Bills, Jan 04, 2020

**Tackles For Loss** 3 vs. Oakland Raiders, Jan 07, 2017  
...1 more at 3.

**Special Teams Tackles** 1 at New England Patriots, Jan 13, 2013



# TEXANS BIOS

## 2019 GAME-BY-GAME REGULAR SEASON STATISTICS (TEXANS)

W	DATE	OPPONENT	P/S	TACKLES								INTERCEPTIONS					FUMBLES			ST					MISC		W/L	SCORE
				TK	S	A	SK	YDS	TFL	YDS	QBH	NO	YDS	LG	TD	PD	FF	FR	YDS	TK	S	A	FF	FR	S	A		
01	09/09	at Saints	S	5	4	1	1.0	8.0	1	8	1	1	2	2	0	1	0	0	0	0	0	0	0	0	0	0	L	28-30
02	09/15	Jaguars	S	3	2	1	2.0	18.0	0	0	3	0	0	0	0	0	2	0	0	0	0	0	0	0	0	0	W	13-12
03	09/22	at Chargers	S	5	5	0	1.0	0.0	2	8	1	0	0	0	0	0	1	0	0	0	0	0	0	0	0	0	W	27-20
04	09/29	Panthers	S	2	1	1	1.0	13.0	0	0	1	0	0	0	0	0	1	0	0	0	0	0	0	0	0	0	L	10-16
05	10/06	Falcons	S	4	2	2	0.0	0.0	2	3	1	0	0	0	0	0	0	0	0	0	0	0	0	0	0	0	W	53-32
06	10/13	at Chiefs	S	0	0	0	0.0	0.0	0	0	0	0	0	0	0	0	0	0	0	0	0	0	0	0	0	0	W	31-24
07	10/20	at Colts	S	4	1	3	0.5	2.5	0	0	1	0	0	0	0	0	0	0	1	2	0	0	0	0	0	0	L	23-30
08	10/27	Raiders	S	6	4	2	0.0	0.0	2	2	0	0	0	0	0	0	0	0	0	0	0	0	0	0	0	0	W	27-24
09	11/03	at Jaguars	S	3	3	0	0.0	0.0	0	0	1	0	0	0	0	0	0	0	0	0	0	0	0	0	0	0	W	26-3
11	11/17	at Ravens	S	2	2	0	0.0	0.0	0	0	0	0	0	0	0	0	0	0	0	0	0	0	0	0	0	0	L	7-41
12	11/21	Colts	S	4	3	1	0.0	0.0	1	1	1	0	0	0	0	0	0	0	0	0	0	0	0	0	0	0	W	20-17
13	12/01	Patriots	S	1	0	1	0.0	0.0	0	0	1	0	0	0	0	0	0	0	0	0	0	0	0	0	0	0	W	28-22
14	12/08	Broncos	S	3	2	1	0.0	0.0	0	0	2	0	0	0	0	0	0	0	0	0	0	0	0	0	0	0	L	24-38
15	12/15	at Titans	S	2	2	0	0.0	0.0	0	0	1	1	86	86	0	1	0	0	0	0	0	0	0	0	0	0	W	24-21
16	12/21	at Buccaneers	S	4	2	2	2.0	3.0	1	3	2	0	0	0	0	0	0	0	0	0	0	0	0	0	0	0	W	23-20
17	12/29	Titans	S	0	0	0	0.0	0.0	0	0	0	0	0	0	0	0	0	0	0	0	0	0	0	0	0	0	L	14-35
2019 TOTALS			16-16	48	33	15	7.5	44.5	9	25	16	2	88	86	0	2	4	1	2	0	0	0	0	0	0	0	10-6	

## 2020 GAME-BY-GAME REGULAR SEASON STATISTICS (TEXANS)

W	DATE	OPPONENT	P/S	TACKLES								INTERCEPTIONS					FUMBLES			ST					MISC		W/L	SCORE
				TK	S	A	SK	YDS	TFL	YDS	QBH	NO	YDS	LG	TD	PD	FF	FR	YDS	TK	S	A	FF	FR	S	A		
01	09/10	at Chiefs	S	3	3	0	0.0	0.0	0	0	0	0	0	0	0	0	0	0	0	0	0	0	0	0	0	0	L	20-34
02	09/20	Ravens	S	0	0	0	0.0	0.0	0	0	0	0	0	0	0	0	0	0	0	0	0	0	0	0	0	0	L	16-33
03	09/27	at Steelers	S	5	2	3	0.0	0.0	1	1	0	0	0	0	0	0	0	0	0	0	0	0	0	0	0	0	L	21-28
04	10/04	Vikings	S	4	2	2	2.0	10.0	2	10	2	0	0	0	0	0	0	0	0	0	0	0	0	0	0	0	L	23-31
05	10/11	Jaguars	S	1	1	0	1.0	5.0	1	5	1	0	0	0	0	0	0	1	0	0	0	0	0	0	0	0	W	30-14
06	10/18	at Titans	P	0	0	0	0.0	0.0	0	0	1	0	0	0	0	0	0	0	0	0	0	0	0	0	0	0	L	36-42+
07	10/25	Packers	S	1	0	1	0.0	0.0	0	0	0	0	0	0	0	0	0	0	0	0	0	0	0	0	0	0	L	20-35
09	11/08	at Jaguars		RESERVE/COVID-19																							W	27-25
10	11/15	at Browns	S	4	2	2	0.0	0.0	0	0	1	0	0	0	0	0	0	0	0	0	0	0	0	0	0	0	L	7-10
2020 TOTALS			8-7	18	10	8	3.0	15.0	4	16	5	0	0	0	0	0	0	1	0	0	0	0	0	0	0	0	2-7	

+ - Overtime

## 2019 GAME-BY-GAME POSTSEASON STATISTICS (TEXANS)

W	DATE	OPPONENT	P/S	TACKLES								INTERCEPTIONS					FUMBLES			ST					MISC		W/L	SCORE
				TK	S	A	SK	YDS	TFL	YDS	QBH	NO	YDS	LG	TD	PD	FF	FR	YDS	TK	S	A	FF	FR	S	A		
01	01/04	Bills	S	4	2	2	1.0	0.0	0	0	3	0	0	0	0	0	1	0	0	0	0	0	0	0	0	0	W	22-19+
02	01/12	at Chiefs	S	1	1	0	0.0	0.0	0	0	1	0	0	0	0	0	0	0	0	0	0	0	0	0	0	0	L	31-51
2019 TOTALS			2-2	5	3	2	1.0	0.0	0	0	4	0	0	0	0	0	1	0	0	0	0	0	0	0	0	0	1-1	

+ - Overtime



# A.J. MOORE JR.

SAFETY

5-11 | 200 | MISSISSIPPI

HOMETOWN: BASSFIELD, MISS. | AGE: 24

3RD NFL SEASON | 3RD WITH TEXANS | ACQUIRED: W-'18 (NE)

2020 GP/GS: 4/3 | CAREER GP/GS (POST): 36/3 (3/0)

TEAMS: HOU '18-20



33

**TRANSACTIONS:** Signed by the New England Patriots as a college free agent on May 11, 2018...Waived by the Patriots on Sept. 1, 2018...Claimed off waivers by the Houston Texans on Sept. 2, 2018.

## 2020 (Houston 4/3):

- ✦ Made his first career start, recorded his first career pass defended and had a solo tackle in Week 1 at Kansas City (9/10)
- ✦ Finished with three total tackles (two solo), one quarterback hit and one special teams tackle in Week 3 at Pittsburgh (9/27)

## 2019 (Houston 16/0, 2/0):

- ✦ Saw action in all 16 games in his second season and led the Texans with a single-season career-high 12 special teams tackles. Added two solo tackles and one tackle for loss on defense
- ✦ Played in the season opener at New Orleans (9/9) and recorded one special teams tackle
- ✦ Recorded two special teams tackles in the win vs. Jacksonville (9/15)
- ✦ Saw action on special teams vs. Carolina (9/29), notching one special teams tackle in the contest
- ✦ Posted one special teams tackle in the win at Kansas City (10/13)
- ✦ Notched one special teams tackle at Indianapolis (10/20)
- ✦ Registered one total tackle and his first career tackle for loss at Baltimore (11/17), bringing down Ravens TE Mark Andrews behind the line on a fake field goal attempt
- ✦ Notched one special teams tackle and recovered a blocked field goal at Tennessee (12/15)
- ✦ Tallied a career-high three total special teams tackles at Tampa Bay (12/21)
- ✦ Recorded one solo tackle on defense and two tackles on special teams vs. Tennessee (12/29)
- ✦ Posted one quarterback hit and one special teams tackle in the win over Buffalo in the Wild Card Round (1/4/20)

## 2018 (Houston 16/0, 1/0):

- ✦ Finished with a team-leading 11 special teams tackles in 16 games as a rookie
- ✦ Made his NFL debut and contributed on special teams at New England (9/9)
- ✦ Appeared on special teams at Tennessee (9/16)
- ✦ Notched his first-career special teams total tackle vs. the N.Y. Giants (9/23)

- ✦ Registered one special teams tackle at Indianapolis (9/30)
- ✦ Appeared on special teams vs. Buffalo (10/14)
- ✦ Notched one special teams tackle and downed P Trevor Daniel's 55-yard punt at the 1-yard line at Jacksonville (10/21)
- ✦ Led the team with a career-high two special teams tackles at Denver (11/4)
- ✦ Recorded one special teams tackle at Washington (11/18)
- ✦ Contributed on special teams and recorded a fumble recovery vs. Tennessee (11/27)
- ✦ Tallied one special teams tackle vs. Cleveland (12/2)
- ✦ Notched two special teams tackles vs. Indianapolis (12/9). Leads the team with nine special teams tackles in 2018
- ✦ Recorded one special teams tackle at Philadelphia (12/23)
- ✦ Contributed on special teams in his postseason debut in the Wild Card Round vs. Indianapolis (1/5/19)

## COLLEGE:

- ✦ Played four seasons (2014-17) at the University of Mississippi in Oxford, Miss., and appeared in 37 career games over four seasons for the Rebels, recording 132 total tackles, 2.0 sacks, five passes defended, three fumble recoveries and two forced fumbles
- ✦ Started every game at the nickel position as a senior and recorded a career-high 48 total tackles, three tackles for loss, 1.0 sack and three passes defended
- ✦ Recorded 42 total tackles and ranked fourth on the team with five tackles for loss as a junior, appearing in all 12 games as a reserve and on special teams
- ✦ Notched 26 total tackles, 1.0 sack, two forced fumbles and two fumble recoveries in eight games as a sophomore
- ✦ Tallied 16 total tackles, 1.5 tackles for loss and one pass breakup in seven games as a true freshman

## PERSONAL:

- ✦ Attended Bassfield (Miss.) High School
- ✦ Earned first-team all-state honors as a linebacker by *The Clarion-Ledger* after recording 132 total tackles, 11 tackles for loss and 3.5 sacks in addition to five rushing touchdowns as a senior in 2013
- ✦ Named the Class 2A Defensive Player of the Year and Region 7-2A Defensive Player of the Year by the Mississippi Association of Coaches
- ✦ Led Bassfield to a 15-1 record and a second-consecutive Class 2A state championship as a senior
- ✦ Earned second-team Class 2A all-state honors by the Mississippi Association of Coaches as a junior

# TEXANS BIOS

- ✎ Led Bassfield to a 16-0 record and a 2A state championship in 2012
- ✎ Participated in track and field and placed runner-up to former Ole Miss teammate Kailo Moore in the 100 and

- 200 meters at the 2013 Class 2A state track and field meet as a senior
- ✎ Twin brother, C.J., plays safety for the Detroit Lions
- ✎ General studies major at Ole Miss

## A.J. MOORE JR.'S NFL REGULAR SEASON DEFENSIVE STATISTICS

DATE	TEAM	GP	GS	TACKLES								INTERCEPTIONS					FUMBLES			ST					MISC	
				TK	S	A	TFL	YDS	SK	YDS	QBH	NO	YDS	LG	TD	PD	FF	FR	YDS	TK	S	A	FF	FR	S	A
2018	Texans	16	0	0	0	0	0	0	0.0	0.0	0	0	0	0	0	0	0	0	0	11	7	4	0	1	0	0
2019	Texans	16	0	2	2	0	1	2	0.0	0.0	0	0	0	0	0	0	0	0	0	12	7	5	0	0	0	0
2020	Texans	4	3	6	5	1	0	0	0.0	0.0	1	0	0	0	0	1	0	0	0	1	1	0	0	0	0	0
NFL TOTALS		36	3	8	7	1	1	2	0.0	0.0	1	0	0	0	0	1	0	0	0	24	15	9	0	1	0	0

## A.J. MOORE JR.'S NFL POSTSEASON DEFENSIVE STATISTICS

DATE	TEAM	GP	GS	TACKLES								INTERCEPTIONS						FUMBLES			ST					MISC	
				TK	S	A	TFL	YDS	SK	YDS	QBH	NO	YDS	LG	TD	PD	FF	FR	YDS	TK	S	A	FF	FR	S	A	
2018	Texans	1	0	0	0	0	0	0	0.0	0.0	0	0	0	0	0	0	0	0	0	0	0	0	0	0	0		
2019	Texans	2	0	0	0	0	0	0	0.0	0.0	1	0	0	0	0	0	0	0	0	0	1	0	1	0	0	0	0
NFL TOTALS		3	0	0	0	0	0	0	0.0	0.0	1	0	0	0	0	0	0	0	0	0	1	0	1	0	0	0	0

## SINGLE-GAME HIGHS: DEFENSIVE

**Total Tackles** 3 at Pittsburgh Steelers, Sep 27, 2020  
**Passes Defensed** 1 at Kansas City Chiefs, Sep 10, 2020  
**Tackles For Loss** 1 at Baltimore Ravens, Nov 17, 2019

**Special Teams Tackles** 3 at Tampa Bay Buccaneers, Dec 21, 2019  
**Special Teams Fumble Recoveries** 1 vs. Tennessee Titans, Nov 26, 2018

## SINGLE-GAME HIGHS - POSTSEASON: DEFENSIVE

**Special Teams Tackles** 1 vs. Buffalo Bills, Jan 04, 2020

## 2019 GAME-BY-GAME REGULAR SEASON STATISTICS (TEXANS)

				TACKLES							INTERCEPTIONS					FUMBLES			ST					MISC					
W	DATE	OPPONENT	P/S	TK	S	A	SK	YDS	TFL	YDS	QBH	NO	YDS	LG	TD	PD	FF	FR	YDS	TK	S	A	FF	FR	S	A	W/L	SCORE	
01	09/09	at Saints	P	0	0	0	0.0	0.0	0	0	0	0	0	0	0	0	0	0	0	0	1	1	0	0	0	0	0	L	28-30
02	09/15	Jaguars	P	0	0	0	0.0	0.0	0	0	0	0	0	0	0	0	0	0	0	0	2	2	0	0	0	0	0	W	13-12
03	09/22	at Chargers	P	0	0	0	0.0	0.0	0	0	0	0	0	0	0	0	0	0	0	0	0	0	0	0	0	0	0	W	27-20
04	09/29	Panthers	P	0	0	0	0.0	0.0	0	0	0	0	0	0	0	0	0	0	0	0	1	0	1	0	0	0	0	L	10-16
05	10/06	Falcons	P	0	0	0	0.0	0.0	0	0	0	0	0	0	0	0	0	0	0	0	0	0	0	0	0	0	0	W	53-32
06	10/13	at Chiefs	P	0	0	0	0.0	0.0	0	0	0	0	0	0	0	0	0	0	0	0	1	1	0	0	0	0	0	W	31-24
07	10/20	at Colts	P	0	0	0	0.0	0.0	0	0	0	0	0	0	0	0	0	0	0	0	1	1	0	0	0	0	0	L	23-30
08	10/27	Raiders	P	0	0	0	0.0	0.0	0	0	0	0	0	0	0	0	0	0	0	0	0	0	0	0	0	0	0	W	27-24
09	11/03	at Jaguars	P	0	0	0	0.0	0.0	0	0	0	0	0	0	0	0	0	0	0	0	0	0	0	0	0	0	0	W	26-3
11	11/17	at Ravens	P	1	1	0	0.0	0.0	1	2	0	0	0	0	0	0	0	0	0	0	0	0	0	0	0	0	0	L	7-41
12	11/21	Colts	P	0	0	0	0.0	0.0	0	0	0	0	0	0	0	0	0	0	0	0	0	0	0	0	0	0	0	W	20-17
13	12/01	Patriots	P	0	0	0	0.0	0.0	0	0	0	0	0	0	0	0	0	0	0	0	0	0	0	0	0	0	0	W	28-22
14	12/08	Broncos	P	0	0	0	0.0	0.0	0	0	0	0	0	0	0	0	0	0	0	0	0	0	0	0	0	0	0	L	24-38
15	12/15	at Titans	P	0	0	0	0.0	0.0	0	0	0	0	0	0	0	0	0	0	0	0	1	0	1	0	0	0	0	W	24-21
16	12/21	at Buccaneers	P	0	0	0	0.0	0.0	0	0	0	0	0	0	0	0	0	0	0	0	3	2	1	0	0	0	0	W	23-20
17	12/29	Titans	P	1	1	0	0.0	0.0	0	0	0	0	0	0	0	0	0	0	0	0	2	0	2	0	0	0	0	L	14-35
2019 TOTALS			16-0	2	2	0	0.0	0.0	1	2	0	0	0	0	0	0	0	0	0	0	12	7	5	0	0	0	0	10-6	

# TEXANS BIOS

## 2020 GAME-BY-GAME REGULAR SEASON STATISTICS (TEXANS)

W	DATE	OPPONENT	P/S	TACKLES								INTERCEPTIONS					FUMBLES			ST					MISC		W/L	SCORE
				TK	S	A	SK	YDS	TFL	YDS	QBH	NO	YDS	LG	TD	PD	FF	FR	YDS	TK	S	A	FF	FR	S	A		
01	09/10	at Chiefs	S	1	1	0	0.0	0.0	0	0	0	0	0	0	0	1	0	0	0	0	0	0	0	0	0	0	L	20-34
02	09/20	Ravens	S	2	2	0	0.0	0.0	0	0	0	0	0	0	0	0	0	0	0	0	0	0	0	0	0	L	16-33	
03	09/27	at Steelers	S	3	2	1	0.0	0.0	0	0	1	0	0	0	0	0	0	0	0	0	1	1	0	0	0	0	L	21-28
04	10/04	Vikings		RESERVE/INJURED																							L	23-31
05	10/11	Jaguars		RESERVE/INJURED																							W	30-14
06	10/18	at Titans		RESERVE/INJURED																							L	36-42+
07	10/25	Packers		RESERVE/INJURED																							L	20-35
09	11/08	at Jaguars		RESERVE/INJURED																							W	27-25
10	11/15	at Browns	P	0	0	0	0.0	0.0	0	0	0	0	0	0	0	0	0	0	0	0	0	0	0	0	0	L	7-10	
2020 TOTALS			4-3	6	5	1	0.0	0.0	0	0	1	0	0	0	0	1	0	0	0	0	1	1	0	0	0	0	0	2-7

+ - Overtime

## 2019 GAME-BY-GAME POSTSEASON STATISTICS (TEXANS)

			TACKLES								INTERCEPTIONS					FUMBLES			ST					MISC					
W	DATE	OPPONENT	P/S	TK	S	A	SK	YDS	TFL	YDS	QBH	NO	YDS	LG	TD	PD	FF	FR	YDS	TK	S	A	FF	FR	S	A	W/L	SCORE	
01	01/04	Bills	P	0	0	0	0.0	0.0	0	0	1	0	0	0	0	0	0	0	0	1	0	1	0	0	0	0	W	22-19+	
02	01/12	at Chiefs	P	0	0	0	0.0	0.0	0	0	0	0	0	0	0	0	0	0	0	0	0	0	0	0	0	0	L	31-51	
2019 TOTALS			2-0	0	0	0	0.0	0.0	0	0	1	0	0	0	0	0	0	0	0	0	1	0	1	0	0	0	0	1-1	

+ - Overtime





# ERIC MURRAY

SAFETY

5-11 | 199 | MINNESOTA

HOMETOWN: MILWAUKEE, WIS. | AGE: 26

5TH NFL SEASON | 1ST WITH TEXANS | ACQUIRED: UFA-'20 (CLE)

2020 GP/GS: 9/9 | CAREER GP/GS (POST): 63/24 (4/0)

TEAMS: KC '16-'18; CLE '19; HOU '20



23

**TRANSACTIONS:** Selected by the Kansas City Chiefs in the fourth round (106th overall) of the 2016 NFL Draft...Traded to the Cleveland Browns on April 1, 2019...Signed by the Houston Texans as an unrestricted free agent on March 21, 2020.

## 2020 (Houston 9/9):

- Started his first game as a Texan and totaled the second-most tackles in his career (seven) in the season opener at Kansas City (9/10)
- Recorded back-to-back games with at least seven total tackles for the first time in his career in Week 2 vs. Baltimore (9/20)
- Totaled five solo tackles, one quarterback hit, one pass defended and the first forced fumble of his career in Week 3 at Pittsburgh (9/27)

## 2019 (Cleveland 9/4):

- Saw action in nine games (four starts) with the Browns, finishing the season with 23 tackles (15 solo), three tackles for loss, 1.0 sack, one quarterback hit and one pass defended
- Missed Weeks 9-15 with an injury but returned in Week 16
- Played in every defensive snap and recorded a season-high five total tackles (three solo) and added one tackle for loss and one pass defended vs. the L.A. Rams (9/22)
- Logged the second sack of his career at New England (10/27), dropping Patriots QB Tom Brady for a loss of four yards to force a punt

## 2018 (Kansas City 15/9, 2/0):

- Appeared in 15 games and started in a career-high nine, notching a single-season career high in tackles with 55 and added his first career interception, one tackle for loss, one quarterback hit and two passes defended
- Posted a single-game career-high nine total tackles (four solo) at the L.A. Chargers (9/9)
- Registered six total tackles (five solo) and his first career interception at Denver (10/1), picking off Broncos QB Case Keenum in the third quarter

## 2017 (Kansas City 14/2, 1/0):

- Played in 14 games (two starts) and logged 30 total tackles (26 solo), 1.0 sack, two tackles for loss, one

quarterback hit and a single-season career-high five passes defended. Added six special teams tackles

- Registered a single-game career high with two passes defended vs. Philadelphia (9/17), and added a season-high six total tackles
- Notched his first career tackle for loss and added four solo tackles vs. Washington (10/2)
- Made his first career start at Houston (10/8) and recorded one solo tackle on defense and one tackle on special teams
- Logged his first career sack against the L.A. Chargers (12/16), bringing down QB Philip Rivers for a loss of nine yards that forced a Chargers punt. Added two total tackles, one tackle for loss and one quarterback hit in the contest

## 2016 (Kansas City 16/0, 1/0):

- Appeared in all 16 games of his rookie season, primarily on special teams
- Notched three total tackles (three solo) and one fumble recovery on defense, while adding six solo tackles on special teams

## COLLEGE:

- Played in 52 games (39 starts) at the University of Minnesota in Minneapolis and racked up 192 tackles, two interceptions, 24 passes defended, three forced fumbles, three fumble recoveries and two blocked kicks
- Earned All-Big Ten second team honors as a junior and All-Big Ten third-team honors as a senior Received the Carl Eller Award (team's top defensive player) in 2015 and was named the team's Defensive Back of the Year

## PERSONAL:

- Attended Riverside University High School in Milwaukee, where he played on both sides of the ball at running back and cornerback
- As a senior, rushed for 444 yards and six touchdowns, while tallying 434 receiving yards and five receiving touchdowns on offense and three interceptions on defense
- Earned first-team all-state honors as a defensive back, helping Riverside to an 11-2 record and a city championship in 2011
- Son of Lela Peavy

# TEXANS BIOS

## ERIC MURRAY'S NFL REGULAR SEASON DEFENSIVE STATISTICS

DATE	TEAM	GP	GS	TACKLES								INTERCEPTIONS						FUMBLES			ST						MISC	
				TK	S	A	TFL	YDS	SK	YDS	QBH	NO	YDS	LG	TD	PD	FF	FR	YDS	TK	S	A	FF	FR	S	A		
2016	Chiefs	16	0	3	3	0	0	0	0.0	0.0	0	0	0	0	0	0	0	1	0	6	6	0	0	0	0	0	0	
2017	Chiefs	14	2	30	26	4	2	13	1.0	9.0	1	0	0	0	0	5	0	0	0	6	5	1	0	0	0	0	0	
2018	Chiefs	15	9	55	43	12	1	11	0.0	0.0	1	1	0	0	0	2	0	0	0	0	0	0	0	0	0	0	0	
2019	Browns	9	4	23	15	8	3	8	1.0	4.0	1	0	0	0	0	1	0	0	0	1	0	1	0	0	0	0	0	
2020	Texans	9	9	45	29	16	0	0	0.0	0.0	2	0	0	0	0	1	1	0	0	0	0	0	0	0	0	0	0	
NFL TOTALS		63	24	156	116	40	6	32	2.0	13.0	5	1	0	0	0	9	1	1	0	13	11	2	0	0	0	0	0	

## ERIC MURRAY'S NFL POSTSEASON DEFENSIVE STATISTICS

DATE	TEAM	GP	GS	TACKLES								INTERCEPTIONS						FUMBLES			ST						MISC	
				TK	S	A	TFL	YDS	SK	YDS	QBH	NO	YDS	LG	TD	PD	FF	FR	YDS	TK	S	A	FF	FR	S	A		
2016	Chiefs	1	0	0	0	0	0	0	0.0	0.0	0	0	0	0	0	0	0	0	0	0	1	1	0	0	0	0	0	0
2017	Chiefs	1	0	1	1	0	0	0	0.0	0.0	0	0	0	0	0	0	0	0	0	0	0	0	0	0	0	0	0	0
2018	Chiefs	2	0	7	5	2	0	0	0.0	0.0	0	0	0	0	0	0	0	0	0	0	3	2	1	0	0	0	0	0
NFL TOTALS		4	0	8	6	2	0	0	0.0	0.0	0	0	0	0	0	0	0	0	0	0	4	3	1	0	0	0	0	0

## SINGLE-GAME HIGHS: DEFENSIVE

<b>Total Tackles</b>	9 at Los Angeles Chargers, Sep 09, 2018	<b>Fumble Recoveries</b>	1 vs. New York Jets, Sep 25, 2016
<b>Sacks</b>	1.0 at New England Patriots, Oct 27, 2019 ...1 more at 1.0.	<b>Tackles For Loss</b>	2 at New England Patriots, Oct 27, 2019
<b>Passes Defensed</b>	2 vs. Philadelphia Eagles, Sep 17, 2017	<b>Interceptions</b>	1 at Denver Broncos, Oct 01, 2018
<b>Forced Fumbles</b>	1 at Pittsburgh Steelers, Sep 27, 2020	<b>Special Teams Tackles</b>	1 at New England Patriots, Oct 27, 2019 ...12 more at 1.

## SINGLE-GAME HIGHS - POSTSEASON: DEFENSIVE

<b>Total Tackles</b>	5 vs. Indianapolis Colts, Jan 12, 2019	<b>Special Teams Tackles</b>	2 vs. Indianapolis Colts, Jan 12, 2019
----------------------	--	------------------------------	--

## 2019 GAME-BY-GAME REGULAR SEASON STATISTICS (BROWNS)

				TACKLES								INTERCEPTIONS					FUMBLES			ST					MISC				
W	DATE	OPPONENT	P/S	TK	S	A	SK	YDS	TFL	YDS	QBH	NO	YDS	LG	TD	PD	FF	FR	YDS	TK	S	A	FF	FR	S	A	W/L	SCORE	
01	09/08	Titans	P	0	0	0	0.0	0.0	0	0	0	0	0	0	0	0	0	0	0	0	0	0	0	0	0	0	L	13-43	
02	09/16	at Jets	S	3	1	2	0.0	0.0	0	0	0	0	0	0	0	0	0	0	0	0	0	0	0	0	0	0	W	23-3	
03	09/22	Rams	S	5	3	2	0.0	0.0	1	4	0	0	0	0	0	1	0	0	0	0	0	0	0	0	0	0	L	13-20	
04	09/29	at Ravens	S	4	3	1	0.0	0.0	0	0	0	0	0	0	0	0	0	0	0	0	0	0	0	0	0	0	W	40-25	
05	10/07	at 49ers	P	4	3	1	0.0	0.0	0	0	0	0	0	0	0	0	0	0	0	0	0	0	0	0	0	0	L	3-31	
06	10/13	Seahawks	P	2	2	0	0.0	0.0	0	0	0	0	0	0	0	0	0	0	0	0	0	0	0	0	0	0	L	28-32	
08	10/27	at Patriots	P	4	3	1	1.0	4.0	2	4	1	0	0	0	0	0	0	0	0	0	1	0	1	0	0	0	L	13-27	
09	11/03	at Broncos		INACTIVE																								L	19-24
10	11/10	Bills		INACTIVE																								W	19-16
11	11/14	Steelers		INACTIVE																								W	21-7
12	11/24	Dolphins		INACTIVE																								W	41-24
13	12/01	at Steelers		INACTIVE																								L	13-20
14	12/08	Bengals		INACTIVE																								W	27-19
15	12/15	at Cardinals		INACTIVE																								L	24-38
16	12/22	Ravens	P	0	0	0	0.0	0.0	0	0	0	0	0	0	0	0	0	0	0	0	0	0	0	0	0	0	L	15-31	
17	12/29	at Bengals	S	1	0	1	0.0	0.0	0	0	0	0	0	0	0	0	0	0	0	0	0	0	0	0	0	0	L	23-33	
2019 TOTALS			9-4	23	15	8	1.0	4.0	3	8	1	0	0	0	0	1	0	0	0	0	1	0	1	0	0	0	0	6-10	

# TEXANS BIOS

## 2020 GAME-BY-GAME REGULAR SEASON STATISTICS (TEXANS)

W	DATE	OPPONENT	P/S	TACKLES								INTERCEPTIONS					FUMBLES			ST					MISC		W/L	SCORE
				TK	S	A	SK	YDS	TFL	YDS	QBH	NO	YDS	LG	TD	PD	FF	FR	YDS	TK	S	A	FF	FR	S	A		
01	09/10	at Chiefs	S	7	3	4	0.0	0.0	0	0	0	0	0	0	0	0	0	0	0	0	0	0	0	0	0	L	20-34	
02	09/20	Ravens	S	7	3	4	0.0	0.0	0	0	0	0	0	0	0	0	0	0	0	0	0	0	0	0	0	L	16-33	
03	09/27	at Steelers	S	5	5	0	0.0	0.0	0	0	1	0	0	0	0	1	1	0	0	0	0	0	0	0	0	L	21-28	
04	10/04	Vikings	S	2	2	0	0.0	0.0	0	0	1	0	0	0	0	0	0	0	0	0	0	0	0	0	0	L	23-31	
05	10/11	Jaguars	S	6	3	3	0.0	0.0	0	0	0	0	0	0	0	0	0	0	0	0	0	0	0	0	0	W	30-14	
06	10/18	at Titans	S	5	4	1	0.0	0.0	0	0	0	0	0	0	0	0	0	0	0	0	0	0	0	0	0	L	36-42+	
07	10/25	Packers	S	6	4	2	0.0	0.0	0	0	0	0	0	0	0	0	0	0	0	0	0	0	0	0	0	L	20-35	
09	11/08	at Jaguars	S	3	2	1	0.0	0.0	0	0	0	0	0	0	0	0	0	0	0	0	0	0	0	0	0	W	27-25	
10	11/15	at Browns	S	4	3	1	0.0	0.0	0	0	0	0	0	0	0	0	0	0	0	0	0	0	0	0	0	L	7-10	
2020 TOTALS			9-9	45	29	16	0.0	0.0	0	0	2	0	0	0	0	1	1	0	0	0	0	0	0	0	0	2-7		

+ - Overtime



# CHARLES OMENIHU

DEFENSIVE END

6-5 | 280 | TEXAS

HOMETOWN: HOUSTON, TEXAS | AGE: 23

2ND NFL SEASON | 2ND WITH TEXANS | ACQUIRED: 05-'19

2020 GP/GS: 8/3 | CAREER GP/GS (POST): 22/3 (2/0)

TEAMS: HOU '19-20



94

**TRANSACTIONS:** Selected by the Houston Texans with the 23rd pick of the fifth round (161st overall) in the 2019 NFL Draft.

## 2020 (Houston 8/1):

- Started a game for the first time in his career in the season opener at Kansas City (9/10)
- Sacked Ravens QB Lamar Jackson for a loss of nine yards in the third quarter of Week 2 (9/20) and has now recorded a sack in each of his first two NFL seasons
- Notched his second sack of the season on Steelers QB Ben Roethlisberger in Week 3 (9/27), marking the first time in his career that he has recorded sacks in consecutive games

## 2019 (Houston 14/0, 2/0):

- Played in 14 regular season games as a rookie and racked up 13 total tackles (eight solo), two tackles for loss, 3.0 sacks, five quarterback hits, two passes defended and two forced fumbles
- Saw action in both playoff contests and registered one total tackle and one quarterback hit
- Made his NFL debut vs. Jacksonville (9/15) and notched his first-career sack, which was a strip-sack on Jaguars QB Gardner Minshew II. Added two tackles (one solo) in the game
- Notched one solo tackle in the Week 3 victory over the L.A. Chargers (9/22)
- Saw action as a reserve defensive lineman at Kansas City (10/13) and strip-sacked Chiefs QB Patrick Mahomes in the second quarter at the Kansas City 13-yard line for a loss of 17 yards that was recovered by ILB Benardrick McKinney at the Chiefs' three-yard line, leading to a Texans' touchdown on the ensuing drive
- Notched one total tackle and his first career pass defended in the win over Jacksonville at Wembley Stadium in London (11/3)
- Registered a season-high three total tackles (three solo) and added one tackle for loss vs. New England (12/1)
- Recorded one total tackle (one solo), 1.0 sack, two quarterback hits and one tackle for loss at Tennessee (12/15), bringing down Titans QB Ryan Tannehill for a loss of eight yards on the final play of the game to seal the victory
- Tallied one pass defended at Tampa Bay (12/21)
- Notched one total tackle in his first playoff game, the Wild Card Round vs. Buffalo (1/4/20)
- Tallied one quarterback hit in the Divisional Round at

Kansas City (1/12/20)

## CAREER AT TEXAS:

- Played four seasons (2015-18) at the University of Texas, where he participated in all 51 games (33 starts) of his career and totaled 99 tackles (68 solo), 29.5 tackles for loss, 17.0 sacks, 12 quarterback hurries, three forced fumbles and one fumble recovery
- Awarded Big 12 Defensive lineman of the Year in 2018 and named first team All-Big 12

## 2018 (Texas)

- Started in all 14 games as a senior, totaling 45 tackles (32 solo), 18.0 tackles for loss, 9.5 sacks, two passes defended, five quarterback hurries, one forced fumble and one fumble recovery on the season
- Named Big 12 Defensive Lineman of the Year and first team All-Big 12 by the Associated Press and coaches
- Earned honorable mention for Big 12 Defensive Player of the Year
- Recorded four tackles, was in on a sack and recovered a fumble vs. Iowa State (11/17)
- Matched his season-high with six tackles at Oklahoma State (10/27) and added 2.5 tackles for loss and 1.0 sack in the contest
- Tallied five solo tackles, including a career-high 3.0 tackles for loss at Kansas State (9/29)
- Posted a career-high six tackles in the season opener vs. Maryland (9/1)

## 2017 (Texas)

- Participated in all 13 games (12 starts) and finished the season with 28 tackles (20 solo), including 7.0 tackles for loss
- Tied for the team lead in sacks (4.0) and quarterback hurries (six), while also adding two forced fumbles
- Posted three tackles and one sack at USC (9/16), helping the defense hold the Trojans to only 71 rushing yards
- Tallied one tackle and one quarterback hurry at Iowa State (9/28), helping to hold the Cyclones to only 10 yards rushing on 15 attempts.
- Recorded one tackle in the 56-0 victory over San Jose State (9/9) as part of a defensive line that only allowed 42 rushing yards in the contest

## 2016 (Texas)

- Saw action in all 12 games (seven starts) and was credited



# TEXANS BIOS

with 26 tackles (16 solo), 4.5 tackles for loss, 3.5 sacks and one quarterback hurry

- ✎ Tallied three tackles, including a season-high 1.5 sacks vs. Baylor (10/29)
- ✎ Notched his first career sack vs. UTEP (9/10)
- ✎ Posted a season-high five tackles in the season opener vs. No. 10 Notre Dame (9/4)

## 2015 (Texas)

- ✎ Appeared in all 12 games as a reserve defensive end and finished the season with 17 tackles (15 solo) 1.0 tackle for loss, one forced fumble and one fumble recovery
- ✎ Registered five solo tackles vs. Kansas (11/7)
- ✎ Recorded his first career tackle for loss vs. Kansas State

(10/24)

- ✎ Forced the first fumble of his career at TCU (10/3) and added two tackles in the contest

## PERSONAL:

- ✎ Attended Rowlett (Texas) High School
- ✎ Recorded 61 tackles, 11.5 sacks, 23 tackles for loss and five forced fumbles as a senior, earning him an invite to the 2015 Semper Fidelis All-American Bowl
- ✎ A two-time all-district honoree after being named first-team All-District 11-6A in 2014 and second-team All-District 11-5A in 2013
- ✎ Ranked the No. 56 defensive end in the nation and the No. 101 player in Texas by ESPN.com

## SINGLE-GAME HIGHS: DEFENSIVE

**Total Tackles** 3 vs. New England Patriots, Dec 01, 2019

**Sacks** 1.0 at Pittsburgh Steelers, Sep 27, 2020  
...4 more at 1.0.

**Passes Defensed** 1 at Tampa Bay Buccaneers, Dec 21, 2019  
...1 more at 1.

**Forced Fumbles** 1 at Kansas City Chiefs, Oct 13, 2019  
...1 more at 1.

**Tackles For Loss** 1 at Pittsburgh Steelers, Sep 27, 2020  
...3 more at 1.

## SINGLE-GAME HIGHS - POSTSEASON: DEFENSIVE

**Total Tackles** 1 vs. Buffalo Bills, Jan 04, 2020

## 2019 GAME-BY-GAME REGULAR SEASON STATISTICS (TEXANS)

				TACKLES										INTERCEPTIONS					FUMBLES			ST					MISC			
W	DATE	OPPONENT	P/S	TK	S	A	SK	YDS	TFL	YDS	QBH	NO	YDS	LG	TD	PD	FF	FR	YDS	TK	S	A	FF	FR	S	A	W/L	SCORE		
01	09/09	at Saints		INACTIVE																					L	28-30				
02	09/15	Jaguars	P	2	1	1	1.0	9.0	0	0	0	0	0	0	0	0	0	1	0	0	0	0	0	0	0	0	W	13-12		
03	09/22	at Chargers	P	1	1	0	0.0	0.0	0	0	0	0	0	0	0	0	0	0	0	0	0	0	0	0	0	0	W	27-20		
04	09/29	Panthers		INACTIVE																					L	10-16				
05	10/06	Falcons	P	1	0	1	0.0	0.0	0	0	0	0	0	0	0	0	0	0	0	0	0	0	0	0	0	0	W	53-32		
06	10/13	at Chiefs	P	1	1	0	1.0	17.0	0	0	1	0	0	0	0	0	1	0	0	0	0	0	0	0	0	0	W	31-24		
07	10/20	at Colts	P	0	0	0	0.0	0.0	0	0	0	0	0	0	0	0	0	0	0	0	0	0	0	0	0	0	L	23-30		
08	10/27	Raiders	P	0	0	0	0.0	0.0	0	0	0	0	0	0	0	0	0	0	0	0	0	0	0	0	0	0	W	27-24		
09	11/03	at Jaguars	P	1	0	1	0.0	0.0	0	0	0	0	0	0	0	1	0	0	0	0	0	0	0	0	0	0	W	26-3		
11	11/17	at Ravens	P	1	1	0	0.0	0.0	0	0	1	0	0	0	0	0	0	0	0	0	0	0	0	0	0	0	L	7-41		
12	11/21	Colts	P	0	0	0	0.0	0.0	0	0	0	0	0	0	0	0	0	0	0	0	0	0	0	0	0	0	W	20-17		
13	12/01	Patriots	P	3	3	0	0.0	0.0	1	3	0	0	0	0	0	0	0	0	0	0	0	0	0	0	0	0	W	28-22		
14	12/08	Broncos	P	0	0	0	0.0	0.0	0	0	1	0	0	0	0	0	0	0	0	0	0	0	0	0	0	0	L	24-38		
15	12/15	at Titans	P	1	1	0	1.0	8.0	1	8	2	0	0	0	0	0	0	0	0	0	0	0	0	0	0	0	W	24-21		
16	12/21	at Buccaneers	P	0	0	0	0.0	0.0	0	0	0	0	0	0	0	1	0	0	0	0	0	0	0	0	0	0	W	23-20		
17	12/29	Titans	P	2	0	2	0.0	0.0	0	0	0	0	0	0	0	0	0	0	0	0	0	0	0	0	0	0	L	14-35		
2019 TOTALS			14-0	13	8	5	3.0	34.0	2	11	5	0	0	0	0	2	2	0	0	0	0	0	0	0	0	10-6				

# TEXANS BIOS

## 2020 GAME-BY-GAME REGULAR SEASON STATISTICS (TEXANS)

				TACKLES								INTERCEPTIONS					FUMBLES			ST				MISC				
W	DATE	OPPONENT	P/S	TK	S	A	SK	YDS	TFL	YDS	QBH	NO	YDS	LG	TD	PD	FF	FR	YDS	TK	S	A	FF	FR	S	A	W/L	SCORE
01	09/10	at Chiefs	S	0	0	0	0.0	0.0	0	0	0	0	0	0	0	0	0	0	0	0	0	0	0	0	0	0	L	20-34
02	09/20	Ravens	P	1	1	0	1.0	9.0	1	9	1	0	0	0	0	0	0	0	0	0	0	0	0	0	0	0	L	16-33
03	09/27	at Steelers	S	1	1	0	1.0	10.0	1	10	1	0	0	0	0	0	0	0	0	0	0	0	0	0	0	0	L	21-28
04	10/04	Vikings	S	0	0	0	0.0	0.0	0	0	2	0	0	0	0	0	0	0	0	0	0	0	0	0	0	0	L	23-31
05	10/11	Jaguars	P	0	0	0	0.0	0.0	0	0	1	0	0	0	0	0	0	0	0	0	0	0	0	0	0	0	W	30-14
06	10/18	at Titans	P	0	0	0	0.0	0.0	0	0	1	0	0	0	0	0	0	0	0	0	0	0	0	0	0	0	L	36-42+
07	10/25	Packers	P	1	1	0	0.0	0.0	0	0	1	0	0	0	0	0	0	0	0	0	0	0	0	0	0	0	L	20-35
09	11/08	at Jaguars	P	0	0	0	0.0	0.0	0	0	1	0	0	0	0	0	0	0	0	0	0	0	0	0	0	0	W	27-25
10	11/15	at Browns		INACTIVE																							L	7-10
2020 TOTALS			8-3	3	3	0	2.0	19.0	2	19	8	0	0	0	0	0	0	0	0	0	0	0	0	0	0	0	2-7	

+ - Overtime

## 2019 GAME-BY-GAME POSTSEASON STATISTICS (TEXANS)

W	DATE	OPPONENT	P/S	TACKLES							INTERCEPTIONS					FUMBLES			ST					MISC		W/L	SCORE
				TK	S	A	SK	YDS	TFL	YDS	QBH	NO	YDS	LG	TD	PD	FF	FR	YDS	TK	S	A	FF	FR	S	A	
01	01/04	Bills	P	1	0	1	0.0	0.0	0	0	0	0	0	0	0	0	0	0	0	0	0	0	0	0	0	W	22-19+
02	01/12	at Chiefs	P	0	0	0	0.0	0.0	0	0	1	0	0	0	0	0	0	0	0	0	0	0	0	0	0	L	31-51
2019 TOTALS			2-0	1	0	1	0.0	0.0	0	0	1	0	0	0	0	0	0	0	0	0	0	0	0	0	0	1-1	

+ - Overtime



# NATE ORCHARD

DEFENSIVE END

6-4 | 251 | UTAH

HOMETOWN: LOS ANGELES, CALIF. | AGE: 27

6TH NFL SEASON | 1ST WITH TEXANS | ACQUIRED: W-'20 (WAS)

2020 GP/GS: 3/0 | CAREER GP/GS: 46/13

TEAMS: CLE '15-'17; BUF '18; KC '18; WAS '19-'20; MIA '19; HOU '20



95

**TRANSACTIONS:** Selected by the Cleveland Browns with the 19th pick in the second round (51st overall) of the 2015 NFL Draft...Waived by the Browns on Sept. 1, 2018...Signed by the Buffalo Bills on Sept. 11, 2018...Waived by the Bills on Oct. 2, 2018...Signed by the Kansas City Chiefs on Oct. 10, 2018...Waived by the Chiefs on Nov. 6, 2018...Signed by the Seattle Seahawks on April 4, 2019...Waived by the Seahawks on May 10, 2019...Signed by the Miami Dolphins on May 16, 2019...Waived by the Dolphins on Sept. 3, 2019...Signed by the Washington Football Team on Nov. 27, 2019...Re-signed by Washington on March 18, 2020...Waived by Washington on Sept. 5, 2020...Signed to Washington's practice squad on Sept. 6, 2020...Signed to Washington's active roster on Sept. 29, 2020...Waived by Washington on Nov. 7, 2020...Claimed off waivers by the Houston Texans on Nov. 9, 2020.

## 2020 (Washington 3/0; Houston 0/0):

- ✦ Saw action in three games for Washington and totaled two tackles
- ✦ Claimed off waivers by the Texans prior to Week 10

## 2019 (Washington 5/0):

- ✦ Appeared in five games and notched 14 total tackles (eight solo), 1.0 sack, two quarterback hits, two tackles for loss and one fumble recovery
- ✦ Recorded his first sack of the season in Week 13 at Carolina (12/1)

## 2018 (Buffalo 3/0; Kansas City 1/0, 0/0):

- ✦ Played in three games for Buffalo and contributed four total tackles (three solo), one quarterback hit and one pass defended
- ✦ Joined the Chiefs after being waived by the Bills and appeared in their Week 9 contest at Cleveland (11/4)

## 2017 (Cleveland 16/1):

- ✦ Saw action in all 16 games (one start) and recorded 25 total tackles (14 solo), 2.0 sacks, five tackles for loss, one forced fumble and one fumble recovery
- ✦ Logged his first sack of the season in Week 3 at Indianapolis (9/24)

## 2016 (Cleveland 3/1):

- ✦ Played in three games (one start) before being placed on the Reserve/Injured list

## NATE ORCHARD'S NFL REGULAR SEASON DEFENSIVE STATISTICS

### 2015 (Cleveland 15/11):

- ✦ Appeared in 15 games (11 starts) as a rookie and notched single-season career highs in total tackles (36), sacks (3.0) and passes defended (four)
- ✦ Notched his first career forced fumble in Week 10 at Pittsburgh (11/15)
- ✦ Logged his first multi-sack game in Week 14 vs. San Francisco (12/13), when he notched 2.0 sacks in the 24-10 win

## COLLEGE:

- ✦ Played four seasons (2011-14) at the University of Utah in Salt Lake City
- ✦ A three-year starter who appeared in all 50 games (36 starts) and finished his career tied for third in school history in career sacks (25) and tied for second in tackles for loss (38.5)
- ✦ Named a second-team All-American by the Associated Press as a senior in 2014 when he set the school record for sacks in a season with 18.5
- ✦ Awarded the Ted Hendricks Award given to the nation's top defensive end in 2014
- ✦ Tied a school record with 4.0 sacks against UCLA as a senior (10/4)
- ✦ Started 12 games at defensive end in his junior season (2013) and recorded 3.5 sacks
- ✦ Was given Honorable Mention All-Pac 12 honors after a successful sophomore season (2012) that saw him rank second on the team in tackles for loss (8.5)
- ✦ Appeared in 13 games as a true freshman (2011) and recorded four tackles

## PERSONAL:

- ✦ Attended Highland High School in Salt Lake City
- ✦ Led his high school to the 4A state championship in 2010 after being named the Utah 4A MVP as a wide receiver
- ✦ Set the state record for receiving yards in a title game (200 yards) during the 2010 contest and also added two sacks
- ✦ Won four letters in football, basketball and track
- ✦ Named second-team all-state in basketball as a junior in 2009

# TEXANS BIOS

				TACKLES						INTERCEPTIONS					FUMBLES					ST					MIS C												
DATE	TEAM	GP	GS	T	K	S	A	FF	YD	L	SK	YDS	QB	H	N	YD	L	G	T	D	P	F	F	R	YD	S	T	K	S	A	F	F	R	F	S	A	
2015	Browns	15	11	3	6	2	4	1	2	4	20	3.0	15.0	4	1	4	46	46	0	4	1	0	0	0	0	0	0	0	0	0	0	0	0	0	0	0	0
2016	Browns	3	1	4	2	2	0	0	0	0	0	0.0	0.0	3	0	0	0	0	0	0	0	0	0	0	0	0	0	0	0	0	0	0	0	0	0	0	0
2017	Browns	16	1	2	5	1	4	1	5	24	2.0	16.0	6	0	0	0	0	0	0	0	1	1	0	0	0	0	0	0	0	0	0	0	0	0	0	0	0
2018	Bills	3	0	4	0	3	1	0	0	0	0	0.0	0.0	1	0	0	0	0	0	1	0	0	0	0	0	0	0	0	0	0	0	0	0	0	0	0	0
2018	Chiefs	1	0	0	0	0	0	0	0	0	0	0.0	0.0	0	0	0	0	0	0	0	0	0	0	0	0	0	0	0	0	0	0	0	0	0	0	0	0
2018	TOTAL	4	0	4	0	3	1	0	0	0	0	0.0	0.0	1	0	0	0	0	0	1	0	0	0	0	0	0	0	0	0	0	0	0	0	0	0	0	0
2019	Dolphins	0	0	0	0	0	0	0	0	0	0	0.0	0.0	0	0	0	0	0	0	0	0	0	0	0	0	0	0	0	0	0	0	0	0	0	0	0	0
2019	Washingt on	5	0	1	4	8	6	2	8	1	0	7.0	7.0	2	0	0	0	0	0	1	0	1	0	0	0	0	0	0	0	0	0	0	0	0	0	0	0
2019	TOTAL	5	0	1	4	8	6	2	8	1	0	7.0	7.0	2	0	0	0	0	0	1	0	1	0	0	0	0	0	0	0	0	0	0	0	0	0	0	0
2020	Washingt on	3	0	2	0	2	0	0	0	0	0	0.0	0.0	0	0	0	0	0	0	0	0	0	0	0	0	0	0	0	0	0	0	0	0	0	0	0	0
2020	Texans	0	0	0	0	0	0	0	0	0	0	0.0	0.0	0	0	0	0	0	0	0	0	0	0	0	0	0	0	0	0	0	0	0	0	0	0	0	0
2020	TOTAL	3	0	2	0	2	0	0	0	0	0	0.0	0.0	0	0	0	0	0	0	0	0	0	0	0	0	0	0	0	0	0	0	0	0	0	0	0	0
NFL	TOTALS	46	13	8	5	3	1	11	52	6	0	38.0	38.0	16	1	4	46	46	0	6	2	2	0	0	0	0	0	0	0	0	0	0	0	0	0	0	0

## SINGLE-GAME HIGHS: DEFENSIVE

<b>Total Tackles</b>	5 vs. Philadelphia Eagles, Dec 15, 2019 ...2 more at 5.	<b>Fumble Recoveries</b>	1 at Carolina Panthers, Dec 01, 2019 ...1 more at 1.
<b>Sacks</b>	2.0 vs. San Francisco 49ers, Dec 13, 2015	<b>Tackles For Loss</b>	2 at Carolina Panthers, Dec 01, 2019 ...1 more at 2.
<b>Passes Defensed</b>	1 vs. New York Giants, Dec 22, 2019 ...5 more at 1.	<b>Interceptions</b>	1 at Kansas City Chiefs, Dec 27, 2015
<b>Forced Fumbles</b>	1 at Los Angeles Chargers, Dec 03, 2017 ...1 more at 1.	<b>Interception Return Yards</b>	46 at Kansas City Chiefs, Dec 27, 2015

## 2019 GAME-BY-GAME REGULAR SEASON STATISTICS (DOLPHINS/WASHINGTON)


W DAT E	OPPONENT	P/S	TACKLES					INTERCEPTIONS					FUMBLE S					ST					MIS C				
			T	S	A	YD	SK	YD	TF	YD	QB	N	YD	L	T	P	F	F	YD	T	F	F	F	A	W	L	SCORE
01 09/0	Ravens																										
8																											
13 12/0	at Panthers	P	4	3	1	7.0	2	8	2	0	0	0	0	0	0	0	1	0	0	0	0	0	0	0	0	0	0
14 12/0	at Packers	P	1	0	1	0.0	0	0	0	0	0	0	0	0	0	0	0	0	0	0	0	0	0	0	0	0	0
15 12/1	Eagles	P	5	4	1	0.0	0	0	0	0	0	0	0	0	0	0	0	0	0	0	0	0	0	0	0	0	0
16 12/2	Giants	P	2	0	2	0.0	0	0	0	0	0	0	0	0	0	1	0	0	0	0	0	0	0	0	0	0	0
17 12/2	at Cowboys	P	2	1	1	0.0	0	0	0	0	0	0	0	0	0	0	0	0	0	0	0	0	0	0	0	0	0
2019 TOTALS		5-0	18	6	4	17.0	2	8	2	0	0	0	0	0	1	0	1	0	0	0	0	0	0	0	0	0	0

+ - Overtime


## 2020 GAME-BY-GAME REGULAR SEASON STATISTICS (WASHINGTON/TEXANS)

W DAT E	OPPONENT	P/S	TACKLES					INTERCEPTIONS					FUMBLE S					ST					MIS C				
			T	S	A	YD	SK	YD	TF	YD	QB	N	YD	L	T	P	F	F	YD	T	F	F	F	A	W	L	SCORE
01 09/1	Eagles																										
3																											
04 10/0	Ravens	P	2	0	2	0.0	0	0	0	0	0	0	0	0	0	0	0	0	0	0	0	0	0	0	0	0	0
05 10/1	Rams	P	0	0	0	0.0	0	0	0	0	0	0	0	0	0	0	0	0	0	0	0	0	0	0	0	0	0
06 10/1	at Giants																										
8																											
07 10/2	Cowboys	P	0	0	0	0.0	0	0	0	0	0	0	0	0	0	0	0	0	0	0	0	0	0	0	0	0	0
5																											
09 11/0	Giants																										
8																											
10 11/1	at Browns																										
5																											
2020 TOTALS		3-0	2	0	2	0.0	0	0	0	0	0	0	0	0	0	0	0	0	0	0	0	0	0	0	0	0	0





**C.J. PROSISE**  
 RUNNING BACK  
 6-1 | 225 | NOTRE DAME  
HOMETOWN: PETERSBURG, VA. | AGE: 26  
 5TH NFL SEASON | 1ST WITH TEXANS | ACQUIRED: FA-'20  
 2020 GP/GS: 7/0 | CAREER GP/GS: 32/2  
 TEAMS: SEA '16-19; HOU '20



**24**

**TRANSACTIONS:** Selected by the Seattle Seahawks with the 27th pick in the third round (90th overall) of the 2016 NFL Draft...Signed to the Houston Texans practice squad on Sept. 7, 2020...Elevated to the Texans active roster on Sept. 19, 2020 and reverted back to the practice squad on Sept. 20, 2020...Elevated to the Texans active roster on Sept. 26, 2020 and reverted back to the practice squad on Sept. 27, 2020...Signed to the Texans active roster on Sept. 28, 2020...Released by the Texans on Oct. 26, 2020...Signed to the Texans practice squad on Oct. 27, 2020...Signed to the Texans active roster on Nov. 14, 2020.

#### 2020 (Houston 7/0):

Signed to the Texans active roster prior to Week 2 vs. Baltimore (9/20) and saw action on offense and special teams

#### 2019 (Seattle 9/0):

- Saw action in nine games before being placed on the Reserve/Injured list on Dec. 24
- Totaled 23 rushes for 72 yards (3.1 avg.) and one touchdown along with 10 receptions for 76 yards (7.6 avg.)
- Caught a season-high five passes for 38 yards (7.6 avg.) in Week 3 vs. New Orleans (9/22)
- Scored his second career rushing touchdown in Week 4 at Arizona (9/29)

#### 2018 (Seattle 5/0):

- Appeared in five games primarily on special teams prior to being placed on the Reserve/Injured list on Dec. 1

#### 2017 (Seattle 5/0):

- Played in five games for the Seahawks and notched 23 rushing yards and six receptions for 87 yards (14.5 avg.)
- Recorded three receptions for a season-high 65 receiving yards (21.7 avg.)
- Placed on the Reserve/Injured list on Nov. 14

#### 2016 (Seattle 6/2):

- Saw action in six games (two starts) and totaled a career-

high 30 rushes for 172 yards (5.7 avg.) and one touchdown, while also adding 17 receptions for 208 yards (12.2 avg.)

- Played in his first NFL game in Week 1 vs. Miami (9/11) where he caught one pass for 13 yards
- Caught four passes for 80 yards (20.0 avg.) in Week 8 at New Orleans
- Posted a career-high 153 scrimmage yards after rushing 17 times for 66 yards (3.9 avg.) and hauling in seven receptions for 87 yards (12.4 avg.) in Week 10 at New England (11/13)
- Notched his first NFL touchdown on a 72-yard run in Week 11 vs. Philadelphia (11/20)

#### COLLEGE:

- Played three seasons (2013-15) at University of Notre Dame in South Bend, Ind. after redshirting the 2012 season
- Started six of the 13 games he appeared in as a junior in 2015, rushing 68 times for 1,032 yards (6.6 avg.) and 11 rushing touchdowns while also leading the Fighting Irish in special teams tackles (11)
- Rushed for a 91-yard touchdown vs. Georgia Tech (9/19), which was the longest in Notre Dame Stadium history
- Appeared in all 13 games at wide receiver as a sophomore in which he caught 29 passes for 516 yards (17.8 avg.) with two touchdowns and rushed 10 times for 126 yards (12.6 avg.) and one touchdown
- Saw action in 13 games as both a receiver and on special teams, catching seven passes for 72 yards (10.3 avg.)

#### PERSONAL:

- Attended Woodberry (Va.) Forest School
- Earned first-team Virginia all-state honors in both 2011 and 2010
- Scored seven touchdowns on kick, interception and fumble returns as a senior in 2011
- Won the long jump and 55-meter dash at the Virginia Independent Schools Athletic Association indoor state track and field championship in 2012

#### C.J. PROSISE'S NFL REGULAR SEASON RUSHING/RECEIVING STATISTICS

DATE	TEAM	GP	GS	RUSHING					RECEIVING				
				NO.	YDS.	AVG.	LG	TD	NO.	YDS.	AVG.	LG	TD
2016	Seahawks	6	2	30	172	5.7	72t	1	17	208	12.2	43	0
2017	Seahawks	5	0	11	23	2.1	8	0	6	87	14.5	46	0
2018	Seahawks	5	0	1	-3	-3.0	-3	0	3	22	7.3	8	0
2019	Seahawks	9	0	23	72	3.1	17	1	10	76	7.6	21	0
2020	Texans	7	0	1	1	1.0	1	0	1	-2	-2.0	-2	0
NFL TOTALS		32	2	66	265	4.0	72t	2	37	391	10.6	46	0

# TEXANS BIOS

## C.J. PROSISE'S NFL POSTSEASON RUSHING/RECEIVING STATISTICS

DATE	TEAM	GP	GS	RUSHING					RECEIVING				
				NO.	YDS.	AVG.	LG	TD	NO.	YDS.	AVG.	LG	TD
2016	Seahawks	0	0	0	0	0.0	0	0	0	0	0.0	0	0
2018	Seahawks	0	0	0	0	0.0	0	0	0	0	0.0	0	0
2019	Seahawks	0	0	0	0	0.0	0	0	0	0	0.0	0	0
NFL TOTALS		0	0	0	0	0.0	0	0	0	0	0.0	0	0

## SINGLE-GAME HIGHS: RUSHING/RECEIVING

<b>Rush Attempts</b>	17 at New England Patriots, Nov 13, 2016	<b>Longest Receptions</b>	46 at Tennessee Titans, Sep 24, 2017
<b>Rushing Yards</b>	76 vs. Philadelphia Eagles, Nov 20, 2016	<b>All-purpose yards</b>	153 at New England Patriots, Nov 13, 2016
<b>Longest Runs</b>	72t vs. Philadelphia Eagles, Nov 20, 2016	<b>Kickoff Returns</b>	2 at Cleveland Browns, Nov 15, 2020
<b>Rushing TDs</b>	1 at Arizona Cardinals, Sep 29, 2019	<b>Kickoff Return Yards</b>	39 at Cleveland Browns, Nov 15, 2020
	...1 more at 1.	<b>Longest Kickoff Return</b>	24 at Cleveland Browns, Nov 15, 2020
<b>Receptions</b>	7 at New England Patriots, Nov 13, 2016	<b>Most TDs</b>	1 at Arizona Cardinals, Sep 29, 2019
<b>Receiving Yards</b>	87 at New England Patriots, Nov 13, 2016		...1 more at 1.

## 2019 GAME-BY-GAME REGULAR SEASON STATISTICS (SEAHAWKS)

W	DATE	OPPONENT	P/S	RUSHING					RECEIVING					W/L	SCORE
				NO.	YDS.	AVG.	LG	TD	NO.	YDS.	AVG.	LG	TD		
01	09/08	Bengals	P	0	0	0.0	0	0	0	0	0.0	0	0	W	21-20
02	09/15	at Steelers	P	2	7	3.5	5	0	3	13	4.3	9	0	W	28-26
03	09/22	Saints	P	4	5	1.3	2	0	5	38	7.6	21	0	L	27-33
04	09/29	at Cardinals	P	3	4	1.3	9t	1	0	0	0.0	0	0	W	27-10
05	10/03	Rams		DID NOT PLAY										W	30-29
06	10/13	at Browns	P	3	8	2.7	5	0	1	15	15.0	15	0	W	32-28
07	10/20	Ravens	P	1	17	17.0	17	0	0	0	0.0	0	0	L	16-30
08	10/27	at Falcons		INACTIVE										W	27-20
09	11/03	Buccaneers		INACTIVE										W	40-34+
10	11/11	at 49ers		INACTIVE										W	27-24+
12	11/24	at Eagles		INACTIVE										W	17-9
13	12/02	Vikings		INACTIVE										W	37-30
14	12/08	at Rams	P	1	2	2.0	2	0	0	0	0.0	0	0	L	12-28
15	12/15	at Panthers	P	5	15	3.0	7	0	1	10	10.0	10	0	W	30-24
16	12/22	Cardinals	P	4	14	3.5	9	0	0	0	0.0	0	0	L	13-27
17	12/29	49ers		RESERVE/INJURED										L	21-26
2019 TOTALS			9-0	23	72	3.1	17	1	10	76	7.6	21	0	11-5	

+ - Overtime

# TEXANS BIOS

## 2020 GAME-BY-GAME REGULAR SEASON STATISTICS (TEXANS)

W	DATE	OPPONENT	P/S	RUSHING					RECEIVING					W/L	SCORE
				NO.	YDS.	AVG.	LG	TD	NO.	YDS.	AVG.	LG	TD		
01	09/10	at Chiefs							PRACTICE SQUAD					L	20-34
02	09/20	Ravens	P	0	0	0.0	0	0	0	0	0.0	0	0	L	16-33
03	09/27	at Steelers							PRACTICE SQUAD					L	21-28
04	10/04	Vikings	P	0	0	0.0	0	0	0	0	0.0	0	0	L	23-31
05	10/11	Jaguars	P	0	0	0.0	0	0	0	0	0.0	0	0	W	30-14
06	10/18	at Titans	P	0	0	0.0	0	0	0	0	0.0	0	0	L	36-42+
07	10/25	Packers	P	0	0	0.0	0	0	0	0	0.0	0	0	L	20-35
09	11/08	at Jaguars							PRACTICE SQUAD					W	27-25
10	11/15	at Browns	P	0	0	0.0	0	0	1	-2	-2.0	-2	0	L	7-10
2020 TOTALS			6-0	0	0	0.0	0	0	1	-2	-2.0	-2	0	2-7	

+ - Overtime

## 2019 GAME-BY-GAME POSTSEASON STATISTICS (SEAHAWKS)

				RUSHING					RECEIVING						
W	DATE	OPPONENT	P/S	NO.	YDS.	AVG.	LG	TD	NO.	YDS.	AVG.	LG	TD	W/L	SCORE
01	01/05	at Eagles		RESERVE/INJURED										W	17-9
02	01/12	at Packers		RESERVE/INJURED										L	23-28
2019 TOTALS			0-0	0	0	0.0	0	0	0	0	0.0	0	0	1-1	



# BRENT QVALE

GUARD/TACKLE

6-7 | 315 | NEBRASKA

HOMETOWN: WILLISTON, N.D. | AGE: 29

6TH NFL SEASON | 1ST WITH TEXANS | ACQUIRED: UFA-'20 (NYJ)

2020 GP/GS: 8/0 | CAREER GP/GS: 71/15

TEAMS: NYJ '15-'19; HOU '20



76

**TRANSACTIONS:** Signed by the New York Jets as a college free agent on May 11, 2014...Waived by the Jets on Aug. 30, 2014...Signed to the Jets practice squad on Sept. 1, 2014...Signed by the Jets on Dec. 29, 2014...Re-signed by the Jets as a restricted free agent on April 6, 2018...Re-signed by the Jets as an unrestricted free agent on March 19, 2019...Signed with the Houston Texans as an unrestricted free agent on March 21, 2020...Released by the Texans on Sept. 5, 2020...Signed by the Texans on Sept. 7, 2020.

## CAREER:

- ✦ Appeared in 71 games (15 starts) in six seasons with the Jets and Texans, seeing action at both guard and tackle
- ✦ Originally entered the league as a college free agent signing with the Jets in 2014

## 2020 (Houston 8/0):

- ✦ Saw his first game action for the Texans in Week 2 vs. Baltimore (9/20)

## 2019 (N.Y. Jets 3/1):

- ✦ Appeared in the final three games (one start) of the season as part of an offensive line that helped the Jets produce 840 total offensive yards and finish the season with a 2-1 record
- ✦ Spent Weeks 1-14 on the Reserve/Injured list

## 2018 (N.Y. Jets 16/2):

- ✦ Appeared in all 16 games (two starts) for the second consecutive season and the third time in his NFL career
- ✦ Part of an offensive line that allowed 37 sacks on the season, which tied for the 12th-best mark in the league and was the fewest sacks allowed by the Jets since 2016
- ✦ Helped block for QB Sam Darnold's 334-yard performance vs. Miami (9/16), helping him to become the youngest player in NFL history with a 300-yard game
- ✦ Part of an offensive line unit that paved the way for a season-high 512 total offensive yards vs. Denver (10/7)

## 2017 (N.Y. Jets 16/6):

- ✦ Played in all 16 games, starting in a single-season career-high six contests
- ✦ Started at right tackle vs. Jacksonville (10/1) as part of an offensive line that paved the way for a season-high 256 rushing yards. The 256 rushing yards was the most by the Jets in a single game since 2014

- ✦ Helped block for a season-high 488 total offensive yards vs. Kansas City (12/3)

## 2016 (N.Y. Jets 12/5):

- ✦ Played in 12 games (five starts), seeing action at guard and tackle as part of an offensive line that paved the way for 1,802 rushing yards on the season, the 12th-best mark in the league
- ✦ Made his second career start at Buffalo (9/15) and blocked for RB Matt Forte's three rushing touchdowns
- ✦ Started in the season finale vs. Buffalo (1/1/17) and helped pave the way for RB Bilal Powell's 122-yard rushing performance

## 2015 (N.Y. Jets 16/1):

- ✦ Played in all 16 games (one start) as part of an offensive line that only allowed 22 sacks, a mark that ranked second in the NFL and was the fewest sacks allowed by the Jets since 2001
- ✦ Helped pave the way for a season-high 221 rushing yards vs. Washington (10/18) and allowed no sacks
- ✦ Made his first NFL start vs. Jacksonville (11/8)

## 2014 (N.Y. Jets 0/0):

- ✦ Spent the entire 2017 season as a member of the Jets practice squad after being signed as a college free agent

## COLLEGE:

- ✦ Spent five seasons at the University of Nebraska in Lincoln, Neb. after redshirting his freshman season in 2009
- ✦ Saw action at both tackle and guard, but established himself at tackle where he played his final two seasons
- ✦ Played in every game his senior season and started in the last five, helping RB Ameer Abdullah rush for 1,590 yards, the most for a Cornhusker since 1997
- ✦ As a junior in 2012, helped the Cornhuskers rush for a total of 3,547 yards, a mark that ranked seventh in the nation
- ✦ Only missed one game in his first two seasons at Nebraska, rotating in at guard and tackle
- ✦ Helped pave the way for Nebraska's Big Ten-leading rushing attack, which also ranked in the top ten nationally
- ✦ Three-time Academic All-Big Ten selection (2011, 2012, 2013) and two-time Big Ten Distinguished Scholar (2013, 2014)



# TEXANS BIOS

## PERSONAL:

- Attended Williston (Neb.) High School, where he was a multi-sport athlete, earning Gatorade North Dakota Player

- of the Year and first-team all-state honors in football and a first-team all-state selection in basketball
- His older brother, Brian, played basketball at Montana and has played professionally overseas since 2011

## BRENT QVALE'S NFL REGULAR SEASON STATISTICS

DATE	TEAM	GP	GS
2015	Jets	16	1
2016	Jets	12	5
2017	Jets	16	6
2018	Jets	16	2
2019	Jets	3	1
2020	Texans	8	0
NFL TOTALS		71	15

## 2019 GAME-BY-GAME REGULAR SEASON STATISTICS (JETS)

W	DATE	OPPONENT	P/S		W/L	SCORE
01	09/08	Bills		DID NOT PLAY	L	16-17
02	09/16	Browns		DID NOT PLAY	L	3-23
03	09/22	at Patriots		DID NOT PLAY	L	14-30
05	10/06	at Eagles		DID NOT PLAY	L	6-31
06	10/13	Cowboys		DID NOT PLAY	W	24-22
07	10/21	Patriots		DID NOT PLAY	L	0-33
08	10/27	at Jaguars		DID NOT PLAY	L	15-29
09	11/03	at Dolphins		DID NOT PLAY	L	18-26
10	11/10	Giants		DID NOT PLAY	W	34-27
11	11/17	at Washington		DID NOT PLAY	W	34-17
12	11/24	Raiders		DID NOT PLAY	W	34-3
13	12/01	at Bengals		DID NOT PLAY	L	6-22
14	12/08	Dolphins		DID NOT PLAY	W	22-21
15	12/12	at Ravens	P		L	21-42
16	12/22	Steelers	P		W	16-10
17	12/29	at Bills	S		W	13-6
2019 TOTALS			3-1		7-9	

## 2020 GAME-BY-GAME REGULAR SEASON STATISTICS (TEXANS)

W	DATE	OPPONENT	P/S		W/L	SCORE
01	09/10	at Chiefs		DID NOT PLAY	L	20-34
02	09/20	Ravens	P		L	16-33
03	09/27	at Steelers	P		L	21-28
04	10/04	Vikings	P		L	23-31
05	10/11	Jaguars	P		W	30-14
06	10/18	at Titans	P		L	36-42+
07	10/25	Packers	P		L	20-35
09	11/08	at Jaguars	P		W	27-25
10	11/15	at Browns	P		L	7-10
2020 TOTALS			8-0		2-7	

+ - Overtime



**JOHN REID**

**CORNERBACK**

**5-10 | 187 | PENN STATE**

**HOMETOWN: MOUNT LAUREL, N.J. | AGE: 24**

**ROOKIE | 1ST WITH TEXANS | ACQUIRED: D4B-'20**

**2020 GP/GS: 8/0 | CAREER GP/GS: 8/0**

**TEAMS: HOU '20**



**34**

**TRANSACTIONS:** Selected by the Houston Texans in the fourth round (141st overall) of the 2020 NFL Draft.

**2020 (Houston 8/0):**

- Notched the most solo tackles (five) by a Texans defensive back in their NFL debut and added one special teams tackle in Week 1 at Kansas City (9/10)

**CAREER AT PENN STATE:**

- Spent five seasons (2015-19) at Penn State University in State College, Pa., where he played in 51 career games (40 starts) and totaled 126 tackles (84 solo), 9.5 tackles for loss, 1.5 sacks, seven interceptions (one returned for a touchdown), 37 passes defended, one forced fumble and two fumble recoveries
- Finished his career ranked 11th in Penn State history with 37 career passes defended
- Given the Lions Pride Outstanding Senior Player Award for greatest career contribution to Penn State Football following his senior season

**2019 (Penn State):**

- Started in all 13 games and finished the season with a career-high 37 tackles (26 solo) along with 2.5 tackles for loss, 1.0 sack and two interceptions (one returned for a touchdown)
- Earned All-Big Ten honorable mention by the coaches and media
- Notched two solo tackles, the first full sack of his career and his first interception of the season vs. Idaho (8/30), earning the coaching staff's defensive player of the week award
- Registered his first career pick-six vs. Buffalo (9/7) and Penn State's first pick-six since 2016. Added four tackles (two solo) and two passes defended in the contest
- Posted a season-high seven stops (four solo) at Iowa (10/12)

**2018 (Penn State):**

- Started in 11 games and finished second on the team with eight passes defended and third on the team with two interceptions. Added 24 tackles (17 solo) and one tackle for loss on the season

- Earned an honorable-mention All-Big Ten selection from the league's coaches and media and was a nominee for the Mayo Clinic Comeback Player of the Year
- Registered a career-high eight tackles (six solo) at Indiana (10/20)
- Broke up three passes, including an interception returned for a career-best 44 yards vs. Iowa (10/27)

**2017 (Penn State):**

- Redshirted the entire season due to injury
- Named Academic All-Big Ten

**2016 (Penn State):**

- Started in all 14 games and racked up 36 tackles (23 solo), 5.0 tackles for loss, 0.5 sack, one interception and one fumble recovery. Also returned 22 punts for 166 yards (7.5 avg.), which ranked 39th in the NCAA and third in the Big Ten

**2015 (Penn State):**

- Appeared in all 13 games (two starts) and totaled 29 tackles (18 solo), one tackle for loss, two interceptions, seven passes defended, one forced fumble and one fumble recovery
- Named to ESPN.com's Big Ten All-Freshman team
- Notched a season-high five tackles (two solo) at Temple (9/5)
- Registered his first career interception and his first career fumble recovery vs. Rutgers (9/19). Added two tackles in the contest

**PERSONAL:**

- Attended St. Joseph's Prep School in Philadelphia, where he played both sides of the ball and helped the team to back-to-back PIAA Class AAAA Championships in 2013 and 2014
- As a senior in 2014, logged 699 receiving yards (19.4 avg.) and 12 touchdowns on offense and a pick-six on defense, earning him All-Catholic League MVP, first-team All-Catholic League on offense and defense, CBS Philly's Player of the Year, Pennsylvania Football News Defensive Player of the Year and first-team all-state
- Earned his degree in data sciences from Penn State

# TEXANS BIOS

## SINGLE-GAME HIGHS: DEFENSIVE

**Total Tackles** 5 at Kansas City Chiefs, Sep 10, 2020

**Special Teams Tackles** 2 at Kansas City Chiefs, Sep 10, 2020

### 2020 GAME-BY-GAME REGULAR SEASON STATISTICS (TEXANS)

				TACKLES								INTERCEPTIONS					FUMBLES			ST					MISC				
W	DATE	OPPONENT	P/S	TK	S	A	SK	YDS	TFL	YDS	QBH	NO	YDS	LG	TD	PD	FF	FR	YDS	TK	S	A	FF	FR	S	A	W/L	SCORE	
01	09/10	at Chiefs	P	5	5	0	0.0	0.0	0	0	0	0	0	0	0	0	0	0	0	0	2	1	1	0	0	0	0	L	20-34
02	09/20	Ravens	P	0	0	0	0.0	0.0	0	0	0	0	0	0	0	0	0	0	0	0	1	1	0	0	0	0	L	16-33	
03	09/27	at Steelers	P	0	0	0	0.0	0.0	0	0	0	0	0	0	0	0	0	0	0	0	0	0	0	0	0	0	L	21-28	
04	10/04	Vikings	P	0	0	0	0.0	0.0	0	0	0	0	0	0	0	0	0	0	0	0	0	0	0	0	0	0	L	23-31	
05	10/11	Jaguars	P	0	0	0	0.0	0.0	0	0	0	0	0	0	0	0	0	0	0	0	0	0	0	0	0	0	W	30-14	
06	10/18	at Titans	P	0	0	0	0.0	0.0	0	0	0	0	0	0	0	0	0	0	0	0	0	0	0	0	0	0	L	36-42+	
07	10/25	Packers		INACTIVE																							L	20-35	
09	11/08	at Jaguars	P	0	0	0	0.0	0.0	0	0	0	0	0	0	0	0	0	0	0	0	1	1	0	0	0	0	W	27-25	
10	11/15	at Browns	P	0	0	0	0.0	0.0	0	0	0	0	0	0	0	0	0	0	0	0	0	0	0	0	0	0	L	7-10	
2020 TOTALS			8-0	5	5	0	0.0	0.0	0	0	0	0	0	0	0	0	0	0	0	0	4	3	1	0	0	0	0	2-7	

+ - Overtime



# JUSTIN REID

SAFETY

6-1 | 203 | STANFORD

HOMETOWN: PRAIRIEVILLE, LA. | AGE: 23

3RD NFL SEASON | 3RD WITH TEXANS | ACQUIRED: D3A-'18

2020 GP/GS: 9/9 | CAREER GP/GS (POST): 40/36 (3/3)

TEAMS: HOU '18-20



20

**TRANSACTIONS:** Selected by the Houston Texans with the fourth pick of the third round (68th overall) in the 2018 NFL Draft.

## 2020 (Houston 9/9):

- Started in the season opener at Kansas City (9/10) and notched five solo tackles and one pass defended
- Tied his career high with 10 total tackles (eight solo) and added one tackle for loss in Week 2 vs. Baltimore (9/20), becoming the sixth defensive back in franchise history with at least 10 total tackles and one tackle for loss in a game
- Recorded seven total tackles (five solo), one pass defended and his first career blocked kick when he batted Titans K Stephen Gostkowski's 27-yard field goal attempt in the third quarter in Week 6 (10/18)
- Notched six total tackles (five solo), including one on fourth down to stop RB James Robinson and turn the ball over on downs in the fourth quarter in Week 9 at Jacksonville (11/8)

## 2019 (Houston 15/15, 2/2):

- Played in 15 games (15 starts) in his second season and finished third on the defense with 78 tackles (57 solo) and added one tackle for loss, one quarterback hit, two interceptions and one fumble recovery
- Started in both postseason games and tallied 10 total tackles (seven solo), one tackle for loss and one pass defended
- Led the team with 10 total tackles (eight solo) in the season opener at New Orleans (9/9), which set a single-game career high
- Finished with four total tackles (two solo) vs. Jacksonville (9/15), including a stop on Jaguars RB Leonard Fournette on a two-point conversion attempt with 30 seconds left in the game
- Tied his single-game career high with 10 total tackles (nine solo) vs. Carolina (9/29)
- Registered his first pass defended of the season and added five total tackles (three solo) vs. Oakland (10/27)
- Logged two total tackles (two solo), one pass defended and his fourth career interception against Jacksonville in London (11/3), picking of Jaguars QB Gardner Minshew II in the fourth quarter and returning it 37 yards to the Jaguars' three-yard line
- Tallied six total tackles (five solo) and one pass defended at Tennessee (12/15), including a pass breakup that was intercepted by OLB Whitney Mercilus and returned 86

yards

- Finished with four total tackles (four solo), one interception, one fumble recovery and one pass defended at Tampa Bay (12/21). Became the ninth player in franchise history to record an interception and fumble recovery in the same game and the first since Tyrann Mathieu in Week 1 of 2018 at New England
- Posted seven total tackles (four solo) and his first career postseason tackle for loss in the win over Buffalo in the Wild Card Round (1/4/20)
- Finished with three total tackles (three solo) and one pass defended in the Divisional Round at Kansas City (1/12/20)

## 2018 (Houston 16/12, 1/1):

- Compiled 81 total tackles, three interceptions including one returned 101 yards for a touchdown, 10 passes defended, one quarterback hit, two tackles for loss, one forced fumble, two fumble recoveries and seven special teams tackles in 16 games as a rookie
- Notched one solo tackle and one pass defended, breaking up a Patriots QB Tom Brady pass attempt to TE Rob Gronkowski on 3rd and 4, in his NFL debut at New England (9/9)
- Recorded five total tackles (four solo) and one quarterback hit, forcing Titans QB Blaine Gabbert to commit intentional grounding in the first start of his NFL career
- Finished with a six total tackles (five solo) and recorded his first career interception vs. Dallas (10/7)
- Intercepted Cowboys QB Dak Prescott in the 3rd quarter to set up a game-tying 21-yard field goal by K Ka'imi Fairbairn (10/7)
- Tallied a career-high eight total tackles (four solo), one interception, two passes defended and one special teams tackle vs. Miami (10/25). Became the first player in the NFL since 49ers S Jimmie Ward in Week 14 of the 2016 season to record eight tackles, one interception, two passes defended and a special teams tackle in a single game
- Led the team with a career-high nine total tackles (eight solo), one fumble recovery and one special teams tackle at Denver (11/4)
- Recorded three total tackles (one solo), two passes defended and one interception returned for a touchdown at Washington (11/18). His 101-yard interception return tied for the second-longest interception return touchdown by a rookie in league history, trailing only Pete



## TEXANS BIOS

Barnum's 103-yard return in 1926

- ✦ Tallied three total tackles (two solo) and his first career tackle for loss vs. Tennessee (11/26)
- ✦ Recorded four total tackles (three solo), two passes defended and his first career forced fumble vs. Cleveland (12/2)
- ✦ Finished with seven total tackles (six solo), one tackle for loss and two special teams tackles vs. Indianapolis (12/9)
- ✦ Registered seven solo tackles, one fumble recovery and one special teams tackle at Philadelphia (12/23)
- ✦ Finished with four total tackles (one solo), one pass defended and one tackle on special teams vs. Jacksonville (12/30)
- ✦ Recorded three total tackles (one solo) and two passes defended in his postseason debut in the Wild Card Round vs. Indianapolis (1/5/19)

### COLLEGE:

- ✦ Played three seasons at Stanford (Calif.) University (2015-17), where he recorded 179 total tackles (105 solo), 20 passes defended, 10.5 tackles for loss, two interceptions, one fumble recovery and 1.0 sack in 39 career games played
- ✦ As a junior, ranked first among Pac-12 players and 11th nationally with five interceptions and ✦ compiled 99 total

tackles (52 solo), 6.5 tackles for loss, 1.0 sack and six pass breakups, earning FWAA All-America Second Team (defensive back) honors, AP All-America Second Team (safety) honors, All-Pac-12 First Team honors, Pac-12 All-Academic Second Team honors and was a Jim Thorpe Award semifinalist

- ✦ 14th among Pac-12 players with 7.1 tackles/game
- ✦ Played in 13 games as a sophomore and logged 57 tackles (37 solo), 4.0 tackles for loss and seven pass breakups, earning him All-Pac-12 honorable mention
- ✦ Saw action in 12 games as a true freshman and recorded 23 total tackles (16 solo), one interception and one pass breakup

### PERSONAL:

- ✦ Son of Eric Reid Sr. and Sharon Guillory-Reid
- ✦ Father ran track at LSU
- ✦ Mother was a tight end and defensive end for the Baton Rouge Wildcats of the Women's American Football League
- ✦ Brother, Eric, played football at LSU and was a first-round selection by the San Francisco 49ers
- ✦ Attended Dutchtown (La.) High School
- ✦ Earned all-state honors in 2013 and 2014
- ✦ Also lettered in track and field and soccer

### JUSTIN REID'S NFL REGULAR SEASON DEFENSIVE STATISTICS

DATE	TEAM	GP	GS	TACKLES							QBH	INTERCEPTIONS					FUMBLES			ST					MISC	
				TK	S	A	TFL	YDS	SK	YDS		NO	YDS	LG	TD	PD	FF	FR	YDS	TK	S	A	FF	FR	S	A
2018	Texans	16	12	81	64	17	2	6	0.0	0.0	1	3	128	101t	1	10	1	2	1	7	6	1	0	0	0	0
2019	Texans	15	15	78	57	21	1	0	0.0	0.0	1	2	55	37	0	5	0	1	0	0	0	0	0	0	0	0
2020	Texans	9	9	54	41	13	1	3	0.0	0.0	0	0	0	0	0	2	0	0	0	0	0	0	0	0	0	0
NFL TOTALS		40	36	213	162	51	4	9	0.0	0.0	2	5	183	101t	1	17	1	3	1	7	6	1	0	0	0	0

### JUSTIN REID'S NFL POSTSEASON DEFENSIVE STATISTICS

DATE	TEAM	GP	GS	TACKLES							QBH	INTERCEPTIONS					FUMBLES			ST					MISC	
				TK	S	A	TFL	YDS	SK	YDS		NO	YDS	LG	TD	PD	FF	FR	YDS	TK	S	A	FF	FR	S	A
2018	Texans	1	1	3	2	1	0	0	0.0	0.0	0	0	0	0	0	2	0	0	0	0	0	0	0	0	0	0
2019	Texans	2	2	10	7	3	1	0	0.0	0.0	0	0	0	0	0	1	0	0	0	0	0	0	0	0	0	0
NFL TOTALS		3	3	13	9	4	1	0	0.0	0.0	0	0	0	0	0	3	0	0	0	0	0	0	0	0	0	0

### SINGLE-GAME HIGHS: DEFENSIVE

**Total Tackles** 10 vs. Baltimore Ravens, Sep 20, 2020  
...2 more at 10.

**Passes Defended** 2 vs. Cleveland Browns, Dec 02, 2018  
...2 more at 2.

**Forced Fumbles** 1 vs. Cleveland Browns, Dec 02, 2018

**Fumble Recoveries** 1 at Tampa Bay Buccaneers, Dec 21, 2019  
...2 more at 1.

**Tackles For Loss** 1 vs. Baltimore Ravens, Sep 20, 2020  
...3 more at 1.

**Interceptions** 1 at Tampa Bay Buccaneers, Dec 21, 2019  
...4 more at 1.

**Interception Return Yards** 101 at Washington, Nov 18, 2018

**Special Teams Tackles** 2 vs. Indianapolis Colts, Dec 09, 2018

### SINGLE-GAME HIGHS - POSTSEASON: DEFENSIVE

**Total Tackles** 7 vs. Buffalo Bills, Jan 04, 2020

**Passes Defended** 2 vs. Indianapolis Colts, Jan 05, 2019

**Tackles For Loss** 1 vs. Buffalo Bills, Jan 04, 2020

# TEXANS BIOS

## 2019 GAME-BY-GAME REGULAR SEASON STATISTICS (TEXANS)

				2019 DATE BY DATE REGULAR SEASON STATISTICS (EXAMPLE)																								
W	DATE	OPPONENT	P/S	TACKLES								INTERCEPTIONS					FUMBLES				ST				MISC		W/L	SCORE
				TK	S	A	SK	YDS	TFL	YDS	QBH	NO	YDS	LG	TD	PD	FF	FR	YDS	TK	S	A	FF	FR	S	A		
01	09/09	at Saints	S	10	8	2	0.0	0.0	0	0	0	0	0	0	0	0	0	0	0	0	0	0	0	0	0	0	L	28-30
02	09/15	Jaguars	S	4	2	2	0.0	0.0	0	0	0	0	0	0	0	0	0	0	0	0	0	0	0	0	0	0	W	13-12
03	09/22	at Chargers	S	9	7	2	0.0	0.0	1	0	0	0	0	0	0	0	0	0	0	0	0	0	0	0	0	0	W	27-20
04	09/29	Panthers	S	10	9	1	0.0	0.0	0	0	0	0	0	0	0	0	0	0	0	0	0	0	0	0	0	0	L	10-16
05	10/06	Falcons	S	8	3	5	0.0	0.0	0	0	0	0	0	0	0	0	0	0	0	0	0	0	0	0	0	0	W	53-32
06	10/13	at Chiefs	S	2	1	1	0.0	0.0	0	0	0	0	0	0	0	0	0	0	0	0	0	0	0	0	0	0	W	31-24
07	10/20	at Colts	S	1	1	0	0.0	0.0	0	0	0	0	0	0	0	0	0	0	0	0	0	0	0	0	0	0	L	23-30
08	10/27	Raiders	S	5	3	2	0.0	0.0	0	0	0	0	0	0	0	1	0	0	0	0	0	0	0	0	0	0	W	27-24
09	11/03	at Jaguars	S	2	2	0	0.0	0.0	0	0	0	1	37	37	0	1	0	0	0	0	0	0	0	0	0	0	W	26-3
11	11/17	at Ravens	S	3	3	0	0.0	0.0	0	0	0	0	0	0	0	0	0	0	0	0	0	0	0	0	0	0	L	7-41
12	11/21	Colts		INACTIVE																			W	20-17				
13	12/01	Patriots	S	6	5	1	0.0	0.0	0	0	0	0	0	0	0	1	0	0	0	0	0	0	0	0	0	0	W	28-22
14	12/08	Broncos	S	6	2	4	0.0	0.0	0	0	1	0	0	0	0	0	0	0	0	0	0	0	0	0	0	0	L	24-38
15	12/15	at Titans	S	6	5	1	0.0	0.0	0	0	0	0	0	0	0	1	0	0	0	0	0	0	0	0	0	0	W	24-21
16	12/21	at Buccaneers	S	4	4	0	0.0	0.0	0	0	0	1	18	18	0	1	0	1	0	0	0	0	0	0	0	0	W	23-20
17	12/29	Titans	S	2	2	0	0.0	0.0	0	0	0	0	0	0	0	0	0	0	0	0	0	0	0	0	0	0	L	14-35
2019 TOTALS			15-15	78	57	21	0.0	0.0	1	0	1	2	55	37	0	5	0	1	0	0	0	0	0	0	0	0	10-6	

## 2020 GAME-BY-GAME REGULAR SEASON STATISTICS (TEXANS)

W	DATE	OPPONENT	P/S	TACKLES								INTERCEPTIONS					FUMBLES			ST					MISC		W/L	SCORE
				TK	S	A	SK	YDS	TFL	YDS	QBH	NO	YDS	LG	TD	PD	FF	FR	YDS	TK	S	A	FF	FR	S	A		
01	09/10	at Chiefs	S	5	5	0	0.0	0.0	0	0	0	0	0	0	0	1	0	0	0	0	0	0	0	0	0	0	L	20-34
02	09/20	Ravens	S	10	8	2	0.0	0.0	1	3	0	0	0	0	0	0	0	0	0	0	0	0	0	0	0	0	L	16-33
03	09/27	at Steelers	S	6	4	2	0.0	0.0	0	0	0	0	0	0	0	0	0	0	0	0	0	0	0	0	0	0	L	21-28
04	10/04	Vikings	S	5	4	1	0.0	0.0	0	0	0	0	0	0	0	0	0	0	0	0	0	0	0	0	0	0	L	23-31
05	10/11	Jaguars	S	7	6	1	0.0	0.0	0	0	0	0	0	0	0	0	0	0	0	0	0	0	0	0	0	0	W	30-14
06	10/18	at Titans	S	7	5	2	0.0	0.0	0	0	0	0	0	0	0	1	0	0	0	0	0	0	0	0	0	0	L	36-42+
07	10/25	Packers	S	4	2	2	0.0	0.0	0	0	0	0	0	0	0	0	0	0	0	0	0	0	0	0	0	0	L	20-35
09	11/08	at Jaguars	S	6	5	1	0.0	0.0	0	0	0	0	0	0	0	0	0	0	0	0	0	0	0	0	0	0	W	27-25
10	11/15	at Browns	S	4	2	2	0.0	0.0	0	0	0	0	0	0	0	0	0	0	0	0	0	0	0	0	0	0	L	7-10
2020 TOTALS			9-9	54	41	13	0.0	0.0	1	3	0	0	0	0	0	2	0	0	0	0	0	0	0	0	0	0	2-7	

+ - Overtime

## 2019 GAME-BY-GAME POSTSEASON STATISTICS (TEXANS)

W	DATE	OPPONENT	P/S	TACKLES								INTERCEPTIONS					FUMBLES			ST					MISC		W/L	SCORE
				TK	S	A	SK	YDS	TFL	YDS	QBH	NO	YDS	LG	TD	PD	FF	FR	YDS	TK	S	A	FF	FR	S	A		
01	01/04	Bills	S	7	4	3	0.0	0.0	1	0	0	0	0	0	0	0	0	0	0	0	0	0	0	0	0	0	W	22-19+
02	01/12	at Chiefs	S	3	3	0	0.0	0.0	0	0	0	0	0	0	0	1	0	0	0	0	0	0	0	0	0	0	L	31-51
2019 TOTALS			2-2	10	7	3	0.0	0.0	1	0	0	0	0	0	0	1	0	0	0	0	0	0	0	0	0	0	1-1	

+ - Overtime



# BRADLEY ROBY

CORNERBACK

5-11 | 194 | OHIO STATE

HOMETOWN: FORT WORTH, TEXAS | AGE: 28

7TH NFL SEASON | 2ND WITH TEXANS | ACQUIRED: UFA-'19 (DEN)

2020 GP/GS: 8/8 | CAREER GP/GS (POST): 97/47 (6/2)

TEAMS: DEN '14-'18; HOU '19-'20



21

**TRANSACTIONS:** Originally selected by the Denver Broncos with the 31st pick of the first round (31st overall) in the 2014 NFL Draft...Signed by the Houston Texans as an unrestricted free agent on March 13, 2019...Re-signed by the Texans on March 21, 2020.

## HONORS:

- Super Bowl 50 Champion
- AFC Defensive Player of the Week (Week 8, 2016)

## CAREER:

- Recorded 305 total tackles (274 solo), 73 passes defended, 10 interceptions, 4.0 sacks, 11 tackles for loss, eight forced fumbles, three fumble recoveries and three interceptions returned for touchdowns in 97 career games played with 47 starts
- Tallied 18 solo tackles, six passes defended, one interception and one forced fumble in six career postseason games
- Only the third cornerback in NFL history to total at least 300 tackles in 45 or less games started
- In 2016, joined Marcus Peters, Stephon Gilmore and Erik Harris as the only players to record multiple interceptions returned for touchdowns of more than 50 yards in a single season since 2015

## 2020 (Houston 8/8):

- Totaled six solo tackles and one tackle for loss in the season opener at Kansas City (9/10)
- Recorded two solo tackles and one pass defended in Week 3 at Pittsburgh (9/27) to become the sixth defensive back in the NFL with a pass defended and tackle for loss in each of the past four seasons
- Logged seven total tackles (six solo) and two passes defended in Week 4 vs. Minnesota (10/4)
- Recorded seven total tackles (six solo) two passes defended and one interception, becoming only the fourth player in the NFL with an interception in each of the last seven seasons in Week 6 at Tennessee (10/18)

## 2019 (Houston 10/10, 2/2):

- Played in 10 games (10 starts) in his first season with the Texans and amassed 38 total tackles (35 solo), two tackles for loss, 1.0 sack, one quarterback hit, two interceptions (one returned for a touchdown), eight passes defended and one forced fumble
- Started in both postseason contests and posted 11 solo tackles and two passes defended

- Tied for the team lead with nine total tackles (eight solo), tying his single-game career high in the season opener at New Orleans (9/9). His nine tackles were the most he had posted since Week 9 of 2016
- Tallied seven total tackles (six solo), one pass defended and one forced fumble vs. Atlanta (10/6)
- Returned vs. New England (12/1) and finished with four total tackles (three solo), 1.0 sack, one interception, one tackle for loss, one quarterback hit and one pass defended. Posted a sack and interception in the same game for the first time in his NFL career, becoming the seventh defensive back to do so on the season and the ninth Texans player in team history to accomplish the feat
- Finished with one total tackle (one solo) and two passes defended, marking his first game with multiple passes defended on the season
- Finished with four total tackles (four solo), one interception returned for a touchdown and two passes defended at Tampa Bay (12/21). Registered his second game with multiple passes defended (Week 6 at Kansas City) and the 18th of his NFL career, which ranks 11th in the NFL since 2014. Notched his first pick-six since Week 13 of 2016 at Jacksonville and the third of his NFL career
- Set a new postseason single-game career high in total tackles and solo tackles, posting seven total tackles (seven solo) and two passes defended in the Wild Card Round win over Buffalo (1/4/20). Registered his second career postseason game with multiple passes defended (Super Bowl 50)
- Tied for third on the team with four total tackles (four solo) in the Divisional Round at Kansas City (1/12/20)

## 2018 (Denver 15/15):

- Finished with 50 total tackles (45 solo), 12 passes defended, two forced fumbles, one interception and one tackle for loss in 15 games played with a career-high 15 starts
- Recorded two solo tackles, one interception and a career-high four passes defended at Arizona (10/18)
- Matched a season high with six total tackles (five solo) at Kansas City (10/28)
- Set a season high with six solo tackles, one pass defended and one forced fumble vs. Pittsburgh (11/25)
- Registered five total tackles (four solo) and one pass defended vs. Cleveland (12/15)

## 2017 (Denver 16/4):

- Registered 42 total tackles (35 solo), a career-high 17 passes defended, one interception, one tackle for loss, one forced fumble and one fumble recovery in 16 games played with four starts
- Finished with five total tackles (three solo), one interception and two passes defended vs. the L.A. Chargers (9/11)
- Notched five solo tackles and one pass defended at Philadelphia (11/5)
- Tallied four total tackles (three solo), one forced fumble, one fumble recovery and a season-high three passes defended at Miami (12/3)

## 2016 (Denver 16/4):

- Recorded 39 total tackles (34 solo), eight passes defended, 1.0 sack, one forced fumble and two interceptions returned for touchdowns
- Joined Marcus Peters as the only players to record multiple interceptions returned for touchdowns of more than 50 yards in the same season since joining the NFL in 2014
- Earned AFC Defensive Player of the Week honors after recording seven total tackles (four solo), two passes defended and one interception returned for a touchdown vs. San Diego (10/30)
- Set a career high with nine total tackles (eight solo) and 1.0 sack at Oakland (11/6)
- Tallied two solo tackles, one forced fumble and two passes defended at New Orleans (11/13)
- Amassed three solo tackles, two passes defended and one interception returned for a touchdown at Jacksonville (12/4)

## 2015 (Denver 16/4, 3/0):

- Finished with 40 total tackles, 10 passes defended, one interception, one tackle for loss, one forced fumble and one fumble recovery
- Registered five solo tackles, three passes defended and one forced fumble in three postseason games while helping the Broncos capture Super Bowl 50
- Tallied two solo tackles, one interception and one pass defended at Detroit (9/27)
- Matched a season high with five solo tackles, one forced fumble and one pass defended vs. Minnesota (10/4)
- Notched four solo tackles, one tackle for loss and one pass defended in an overtime victory vs. Cincinnati (12/28)
- Recorded three solo tackles and one forced fumble in the Wild Card Round vs. Pittsburgh (1/17/16)
- Finished with two solo tackles and three passes defended vs. Carolina in Super Bowl 50 (2/7/16)

## 2014 (Denver 16/2, 1/0):

- Registered a career-high 64 total tackles (62 solo), 13

- passes defended, five tackles for loss, two forced fumbles, two fumble recoveries and 1.0 sack as a rookie
- Tied for the second-most total tackles (64) and passes defended (13) among rookie cornerbacks in 2014
- Made his NFL debut and recorded seven solo tackles, a season-high three passes defended and one fumble recovery vs. Indianapolis (9/7)
- Notched six solo tackles and two tackles for loss vs. Kansas City (9/16)
- Finished with three solo tackles, 1.0 sack, one quarterback hit, one tackle for loss and two passes defended at the N.Y. Jets (10/12)
- Tallied two solo tackles, one forced fumble, two passes defended and his first-career interception on Patriots QB Tom Brady at New England (11/2)
- Registered four solo tackles, two passes defended, one tackle for loss and one interception at Oakland (11/9)
- Finished with a season-high nine solo tackles, one tackle for loss and one forced fumble vs. Buffalo (12/7)
- Made his postseason debut and recorded two solo tackles and his first-career postseason interception of Colts QB Andrew Luck in the Divisional Round vs. Indianapolis (1/11/15)

## COLLEGE:

- Played three seasons (2011-13) at Ohio State University in Columbus, Ohio after redshirting the 2010 campaign
- Started all 37 games of his collegiate career
- Tallied 44 passes defended and eight interceptions, including two interceptions returned for touchdowns in his career
- Returned two blocked punts for touchdowns and one recovered fumble for a touchdown
- Named a first-team All-Big Ten Conference selection in 2013, when he finished with 69 total tackles (54 solo), three interceptions and 16 passes defended
- Named a second-team All-America selection and first-team all-Big Ten Conference in 2012
- Led the nation and tied a school record with 19 passes defended as a redshirt sophomore
- Finished as the only player in the country to score touchdowns three different ways (interception, fumble recovery, blocked punt)
- Earned the Buckeyes' First Year Defensive Player Award after tying for the team lead with three interceptions as a redshirt freshman in 2011

## PERSONAL:

- Attended Peachtree Ridge High School in Suwanee, Ga.
- Received All-Gwinnett County accolades following his senior year in 2009
- Majored in communications at Ohio State
- Son of Betty and James Roby



# TEXANS BIOS

## BRADLEY ROBY'S NFL REGULAR SEASON DEFENSIVE STATISTICS

DATE	TEAM	GP	GS	TACKLES								INTERCEPTIONS					FUMBLES			ST					MISC	
				TK	S	A	TFL	YDS	SK	YDS	QBH	NO	YDS	LG	TD	PD	FF	FR	YDS	TK	S	A	FF	FR	S	A
2014	Broncos	16	2	64	62	2	5	11	1.0	3.0	1	2	0	0	0	13	2	1	0	1	1	0	0	1	0	0
2015	Broncos	16	4	40	34	6	1	4	0.0	0.0	0	1	19	19	0	10	1	1	21	0	0	0	0	0	0	0
2016	Broncos	16	4	39	34	5	0	0	1.0	0.0	0	2	102	51t	2	8	1	0	0	0	0	0	0	0	0	0
2017	Broncos	16	4	42	35	7	1	3	1.0	0.0	1	1	0	0	0	17	1	1	0	0	0	0	0	0	0	0
2018	Broncos	15	15	50	45	5	1	2	0.0	0.0	0	1	0	0	0	12	2	0	0	0	0	0	0	0	0	0
2019	Texans	10	10	38	35	3	2	12	1.0	10.0	1	2	49	27t	1	8	1	0	0	0	0	0	0	0	0	0
2020	Texans	8	8	32	29	3	1	1	0.0	0.0	0	1	0	0	0	5	0	0	0	0	0	0	0	0	0	0
NFL TOTALS		97	47	305	274	31	11	33	4.0	13.0	3	10	170	51t	3	73	8	3	21	1	1	0	0	1	0	0

## BRADLEY ROBY'S NFL POSTSEASON DEFENSIVE STATISTICS

DATE	TEAM	GP	GS	TACKLES								INTERCEPTIONS					FUMBLES			ST					MISC	
				TK	S	A	TFL	YDS	SK	YDS	QBH	NO	YDS	LG	TD	PD	FF	FR	YDS	TK	S	A	FF	FR	S	A
2014	Broncos	1	0	2	2	0	0	0	0.0	0.0	0	1	2	2	0	1	0	0	0	0	0	0	0	0	0	0
2015	Broncos	3	0	5	5	0	0	0	0.0	0.0	0	0	0	0	0	3	1	0	0	0	0	0	0	0	0	0
2019	Texans	2	2	11	11	0	0	0	0.0	0.0	0	0	0	0	0	2	0	0	0	0	0	0	0	0	0	0
NFL TOTALS		6	2	18	18	0	0	0	0.0	0.0	0	1	2	2	0	6	1	0	0	0	0	0	0	0	0	0

### SINGLE-GAME HIGHS: DEFENSIVE

<b>Total Tackles</b>	9 at New Orleans Saints, Sep 09, 2019 ...2 more at 9.	<b>Tackles For Loss</b>	2 vs. Kansas City Chiefs, Sep 14, 2014
<b>Sacks</b>	1.0 vs. New England Patriots, Dec 01, 2019 ...3 more at 1.0.	<b>Interceptions</b>	1 at Tennessee Titans, Oct 18, 2020 ...9 more at 1.
<b>Passes Defensed</b>	4 at Arizona Cardinals, Oct 18, 2018	<b>Interception Return Yards</b>	51 at Jacksonville Jaguars, Dec 04, 2016 ...1 more at 51.
<b>Forced Fumbles</b>	1 vs. Atlanta Falcons, Oct 06, 2019 ...7 more at 1.	<b>Special Teams Tackles</b>	1 at Kansas City Chiefs, Nov 30, 2014
<b>Fumble Recoveries</b>	1 at Miami Dolphins, Dec 03, 2017 ...2 more at 1.	<b>Special Teams Fumble Recoveries</b>	1 vs. Indianapolis Colts, Sep 07, 2014

### SINGLE-GAME HIGHS - POSTSEASON: DEFENSIVE

<b>Total Tackles</b>	7 vs. Buffalo Bills, Jan 04, 2020	<b>Interceptions</b>	1 vs. Indianapolis Colts, Jan 11, 2015
<b>Passes Defensed</b>	3 vs. Carolina Panthers, Feb 07, 2016	<b>Interception Return Yards</b>	2 vs. Indianapolis Colts, Jan 11, 2015
<b>Forced Fumbles</b>	1 vs. Pittsburgh Steelers, Jan 17, 2016		

# TEXANS BIOS

## 2019 GAME-BY-GAME REGULAR SEASON STATISTICS (TEXANS)

				2019 GAME BY GAME REGULAR SEASON STATISTICS (TEXT)																								
W	DATE	OPPONENT	P/S	TACKLES								INTERCEPTIONS					FUMBLES				ST				MISC		W/L	SCORE
				TK	S	A	SK	YDS	TFL	YDS	QBH	NO	YDS	LG	TD	PD	FF	FR	YDS	TK	S	A	FF	FR	S	A		
01	09/09	at Saints	S	9	8	1	0.0	0.0	0	0	0	0	0	0	0	0	0	0	0	0	0	0	0	0	0	L	28-30	
02	09/15	Jaguars	S	2	2	0	0.0	0.0	0	0	0	0	0	0	0	0	0	0	0	0	0	0	0	0	0	W	13-12	
03	09/22	at Chargers	S	3	3	0	0.0	0.0	1	2	0	0	0	0	0	0	0	0	0	0	0	0	0	0	0	W	27-20	
04	09/29	Panthers	S	2	2	0	0.0	0.0	0	0	0	0	0	0	1	0	0	0	0	0	0	0	0	0	0	L	10-16	
05	10/06	Falcons	S	7	6	1	0.0	0.0	0	0	0	0	0	0	0	1	1	0	0	0	0	0	0	0	0	W	53-32	
06	10/13	at Chiefs	S	1	1	0	0.0	0.0	0	0	0	0	0	0	0	0	0	0	0	0	0	0	0	0	0	W	31-24	
07	10/20	at Colts		INACTIVE																			L	23-30				
08	10/27	Raiders		INACTIVE																			W	27-24				
09	11/03	at Jaguars		INACTIVE																			W	26-3				
11	11/17	at Ravens		INACTIVE																			L	7-41				
12	11/21	Colts		INACTIVE																			W	20-17				
13	12/01	Patriots	S	4	3	1	1.0	10.0	1	10	1	1	22	22	0	1	0	0	0	0	0	0	0	0	0	W	28-22	
14	12/08	Broncos	S	3	3	0	0.0	0.0	0	0	0	0	0	0	0	0	0	0	0	0	0	0	0	0	0	L	24-38	
15	12/15	at Titans	S	3	3	0	0.0	0.0	0	0	0	0	0	0	0	1	0	0	0	0	0	0	0	0	0	W	24-21	
16	12/21	at Buccaneers	S	4	4	0	0.0	0.0	0	0	0	1	27	27	1	2	0	0	0	0	0	0	0	0	0	W	23-20	
17	12/29	Titans		INACTIVE																			L	14-35				
2019 TOTALS			10-10	38	35	3	1.0	10.0	2	12	1	2	49	27t	1	8	1	0	0	0	0	0	0	0	0	10-6		

## 2020 GAME-BY-GAME REGULAR SEASON STATISTICS (TEXANS)


W	DATE	OPPONENT	P/S	TACKLES								INTERCEPTIONS					FUMBLES			ST					MISC		W/L	SCORE
				TK	S	A	SK	YDS	TFL	YDS	QBH	NO	YDS	LG	TD	PD	FF	FR	YDS	TK	S	A	FF	FR	S	A		
01	09/10	at Chiefs	S	6	6	0	0.0	0.0	1	1	0	0	0	0	0	0	0	0	0	0	0	0	0	0	0	0	L	20-34
02	09/20	Ravens	S	2	2	0	0.0	0.0	0	0	0	0	0	0	0	0	0	0	0	0	0	0	0	0	0	0	L	16-33
03	09/27	at Steelers	S	2	2	0	0.0	0.0	0	0	0	0	0	0	0	1	0	0	0	0	0	0	0	0	0	0	L	21-28
04	10/04	Vikings	S	7	6	1	0.0	0.0	0	0	0	0	0	0	0	2	0	0	0	0	0	0	0	0	0	0	L	23-31
05	10/11	Jaguars	S	5	4	1	0.0	0.0	0	0	0	0	0	0	0	0	0	0	0	0	0	0	0	0	0	0	W	30-14
06	10/18	at Titans	S	7	6	1	0.0	0.0	0	0	0	1	0	0	0	2	0	0	0	0	0	0	0	0	0	0	L	36-42+
07	10/25	Packers	S	0	0	0	0.0	0.0	0	0	0	0	0	0	0	0	0	0	0	0	0	0	0	0	0	0	L	20-35
09	11/08	at Jaguars										INACTIVE															W	27-25
10	11/15	at Browns	S	3	3	0	0.0	0.0	0	0	0	0	0	0	0	0	0	0	0	0	0	0	0	0	0	0	L	7-10
2020 TOTALS			8-8	32	29	3	0.0	0.0	1	1	0	1	0	0	0	5	0	0	0	0	0	0	0	0	0	0	2-7	

+ - Overtime

## 2019 GAME-BY-GAME POSTSEASON STATISTICS (TEXANS)

W	DATE	OPPONENT	P/S	TACKLES								INTERCEPTIONS					FUMBLES			ST					MISC		W/L	SCORE
				TK	S	A	SK	YDS	TFL	YDS	QBH	NO	YDS	LG	TD	PD	FF	FR	YDS	TK	S	A	FF	FR	S	A		
01	01/04	Bills	S	7	7	0	0.0	0.0	0	0	0	0	0	0	0	2	0	0	0	0	0	0	0	0	0	0	W	22-19+
02	01/12	at Chiefs	S	4	4	0	0.0	0.0	0	0	0	0	0	0	0	0	0	0	0	0	0	0	0	0	0	0	L	31-51
2019 TOTALS			2-2	11	11	0	0.0	0.0	0	0	0	0	0	0	0	2	0	0	0	0	0	0	0	0	0	0	1-1	

+ - Overtime



# MAX SCHARPING

GUARD/TACKLE

6-6 | 327 | NORTHERN ILLINOIS

HOMETOWN: GREEN BAY, WIS. | AGE: 24

2ND NFL SEASON | 2ND WITH TEXANS | ACQUIRED: D2B-'19

2020 GP/GS: 8/5 | CAREER GP/GS (POST): 24/19 (2/2)

TEAMS: HOU '19-20



74

**TRANSACTIONS:** Selected by the Houston Texans with the 23rd pick in the second round (55th overall) of the 2019 NFL Draft.

## 2020 (Houston 8/4):

- Started at left guard in Week 1 at Kansas City (9/10) in which the Texans rushed for 5.4 yards per attempt

## 2019 (Houston 16/14, 2/2):

- Played in all 16 games (14 starts) as a rookie at left guard and helped the rushing attack average 4.63 yards per carry, which marked the second-best clip in Texans history and the most since 2010
- Made his NFL debut in the season opener at New Orleans (9/9) and saw action on special teams
- Notched his first-career NFL start, starting at left guard in the Week 3 win over the L.A. Chargers (9/22). Part of an offensive line that helped block for QB Deshaun Watson's 351-yard three-touchdown performance
- Played in every offensive snap at left guard vs. Atlanta (10/6), protecting QB Deshaun Watson who registered 426 passing yards and five passing touchdowns
- Started at left guard at Kansas City (10/13) as part of an offensive line that did not allow a sack on QB Deshaun Watson for the second-consecutive week, the first time the Texans had accomplished the feat since Weeks 1-2 of the 2014 season
- Started at left guard as part of an offensive line that blocked for 388 yards of total offense vs. Oakland (10/27)
- Started at left guard in the win over Jacksonville at Wembley Stadium in London (11/3) as part of an offensive line that paved the way for 216 total rushing yards, the most rushing yards in a single game since Week 12 of the 2018 season vs. Tennessee (281) and the second-most yards in a game under Head Coach Bill O'Brien (2014-19)
- Started at left guard vs. Indianapolis (11/21) and helped block for 396 total net yards of offense, the eighth time on the season the Texans posted more than 350 total net yards
- Helped block for 276 net yards and four total touchdowns on offense as a starter at left guard vs. New England (12/1)
- Played every offensive snap as part of an offensive line that only allowed one sack at Tennessee (12/15) and helped pave the way for RB Carlos Hyde's 104 rushing yards
- Started at left guard in the Wild Card Round vs. Buffalo (1/4/20), which was his first career playoff game, and

helped the offense record 141 total rushing yards, the third-most rushing yards in a postseason game in franchise history

- Started at left guard in the Divisional Round at Kansas City (1/12/20) and helped the offense gain the most total net yards (442) and most net passing yards (348) in a postseason game in franchise history

## CAREER AT NORTHERN ILLINOIS:

- Played four seasons (2015-18) at Northern Illinois University in DeKalb, Ill. after redshirting the 2014 campaign
- Started every game of his college career (53 games) and did not miss a snap as a senior in 2018
- Earned All-MAC honors at right tackle in 2016 and left tackle in 2017

## 2018 (Northern Illinois):

- Did not miss a snap after starting all 14 games and leading the Huskies to a MAC Championship
- Earned a \$13,000 scholarship as a National Football Foundation Scholar-Athlete and was one of 12 finalists for the Williams Campbell Trophy
- Semifinalist for the Wuerffel Trophy, given to the college football player who best combines exemplary community service with athletic and academic achievement
- Did not allow any sacks or QB pressures versus Utah, BYU or Florida State

## 2017 (Northern Illinois):

- Earned first-team All-MAC honors at left tackle
- Started all 13 games
- Led the way for Huskie running backs to run for more than 100 yards in four games including at Nebraska (9.16)
- Named to the Academic All-MAC for the third time and was a MAC Distinguished Scholar-Athlete

## 2016 (Northern Illinois):

- Earned All-MAC honors at right tackle
- Started every game for a second-consecutive year, including seven starts at right guard
- Member of an offensive line that led the nation in fewest sacks allowed with eight
- Helped block for back-to-back 300-yard rushing games against Western Illinois (9/24) and at Ball State (10/1)

## 2015 (Northern Illinois):

## TEXANS BIOS

- ✦ Named to the FWAA Freshman All-American Team as the MAC's only representative on the team
- ✦ Started all 14 games for the Huskies as a freshman
- ✦ Started the season at right tackle, but also played right guard
- ✦ Named Northern Illinois Co-Offensive Player of the Week after the Huskies put up 59 points and 636 yards of total offense vs. Ball State (10/10)
- ✦ Helped the Huskies capture their sixth-consecutive MAC West title
- ✦ Earned Academic All-MAC and MAC Distinguished Scholar Athlete recognition

### 2014 (Northern Illinois):

- ✦ Redshirted the season

### PERSONAL:

- ✦ Attended Southwest High School in Green Bay, Wisc.
- ✦ Named first-team all-state as a senior in 2013
- ✦ Three-time all-conference and two-time all-area selection
- ✦ Started all but one game over three seasons on the offensive and defensive lines
- ✦ Earned his undergraduate degree in kinesiology and completed his master's degree in December 2018

### 2019 GAME-BY-GAME REGULAR SEASON STATISTICS (TEXANS)

W	DATE	OPPONENT	P/S		W/L	SCORE
01	09/09	at Saints	P		L	28-30
02	09/15	Jaguars	P		W	13-12
03	09/22	at Chargers	S		W	27-20
04	09/29	Panthers	S		L	10-16
05	10/06	Falcons	S		W	53-32
06	10/13	at Chiefs	S		W	31-24
07	10/20	at Colts	S		L	23-30
08	10/27	Raiders	S		W	27-24
09	11/03	at Jaguars	S		W	26-3
11	11/17	at Ravens	S		L	7-41
12	11/21	Colts	S		W	20-17
13	12/01	Patriots	S		W	28-22
14	12/08	Broncos	S		L	24-38
15	12/15	at Titans	S		W	24-21
16	12/21	at Buccaneers	S		W	23-20
17	12/29	Titans	S		L	14-35
<b>2019 TOTALS</b>			<b>16-14</b>		<b>10-6</b>	

### 2020 GAME-BY-GAME REGULAR SEASON STATISTICS (TEXANS)

W	DATE	OPPONENT	P/S		W/L	SCORE
01	09/10	at Chiefs	S		L	20-34
02	09/20	Ravens	S		L	16-33
03	09/27	at Steelers	S		L	21-28
04	10/04	Vikings	S		L	23-31
05	10/11	Jaguars	P		W	30-14
06	10/18	at Titans	P		L	36-42+
07	10/25	Packers	P		L	20-35
09	11/08	at Jaguars		RESERVE/COVID-19	W	27-25
10	11/15	at Browns	S		L	7-10
<b>2020 TOTALS</b>			<b>8-5</b>		<b>2-7</b>	

+ - Overtime



# TEXANS BIOS

## 2019 GAME-BY-GAME POSTSEASON STATISTICS (TEXANS)

W	DATE	OPPONENT	P/S		W/L	SCORE
01	01/04	Bills	S		W	22-19+
02	01/12	at Chiefs	S		L	31-51
2019 TOTALS			2-2		1-1	

+ - Overtime



# KENNY STILLS

WIDE RECEIVER

6-1 | 202 | OKLAHOMA

HOMETOWN: ENCINITAS, CALIF. | AGE: 28

8TH NFL SEASON | 2ND WITH TEXANS | ACQUIRED: T-'19 (MIA)

2020 GP/GS: 9/0 | CAREER GP/GS (POST): 116/77 (5/4)

TEAMS: NO '13-14; MIA '15-18; HOU '19-20



12

**TRANSACTIONS:** Selected by the New Orleans Saints in the fifth round (144th overall) of the 2013 NFL Draft...Traded to the Dolphins on March 13, 2015...Re-signed with the Dolphins on March 9, 2017...Traded to the Houston Texans on Aug. 31, 2019.

## CAREER:

- Has appeared in 116 games (77 starts)
- Amassed 4,843 yards and 37 touchdowns on 310 receptions over his career with the Saints, Dolphins and Texans
- Averages 15.6 yards per reception since 2013, which is second among active NFL receivers (min. 200 catches)
- Since entering the league in 2013, has notched 24 receptions of 40-plus yards, which is tied for the ninth-most in the NFL over that span
- Has 32 career receptions of 35-or-more yards, which is the 11th-most in the NFL since 2013
- Since 2013, has 26 career touchdown receptions of more than 20 yards, which is tied for the third-most in the NFL over that span
- Owens eight games of 100-plus receiving yards
- Averaged at least 14.0 yards per reception (min. 25 receptions) in each season since entering the league in 2013, the only player in the NFL to do so over that span
- Since 2016, has notched 17 touchdown receptions of 20-plus yards, which is tied for the fourth-most in the NFL over that span
- One of only five receivers in the NFL to record at least six receiving touchdowns in each season between 2016-18
- Led the NFL in yards per reception as a rookie in 2013 with 20.0

## 2020 (Houston 9/0):

- Appeared in the season opener at Kansas City (9/10)
- Caught three passes for 35 yards (11.7 avg.) in Week 3 at Pittsburgh (9/27)
- Notched two receptions for 39 yards (19.5 avg.) and his first receiving touchdown of the season in Week 4 vs. Minnesota (10/4)

## 2019 (Houston 13/5, 2/2):

- Played in 13 games (five starts) in his first season with the Texans and racked up 561 receiving yards and four touchdowns on 40 receptions (14.0 avg.)
- Started in both postseason contests and tallied seven catches for 126 yards (18.0 avg.) and the first postseason touchdown of his career

- Hauled in three receptions for 37 yards (12.3 avg.) and one touchdown in his Texans debut at New Orleans (9/9)
- Led the team in receiving with 89 yards on four receptions (22.3 avg.) in the Week 3 win over the L.A. Chargers (9/22), including a 38-yard reception on a flea flicker from QB Deshaun Watson in the second quarter, setting up the Texans' first touchdown
- Finished second on the team with 52 yards on four receptions (13.0 avg.) in the win over Jacksonville in London (11/3). Eclipsed 4,500 career receiving yards and became the first player since Willie Davis in 1998 to record over 4,500 receiving yards on less than 300 career receptions
- Finished with 105 receiving yards on four receptions (26.3 avg.) at Indianapolis (11/21), including a season-long 45-yard reception. Notched his 23rd career reception of 40-or-more yards, which tied Julio Jones (23) for the seventh-most in the NFL since entering the league in 2013
- Finished with 61 receiving yards and one touchdown on three receptions (20.3 avg.) vs. New England (12/1). Posted his 32nd career reception of 35-or-more yards, which is the 10th-most in the NFL since 2013 and his 25th career touchdown reception of more than 20 yards, which is the third-most in the NFL since 2013
- Finished with 35 receiving yards and two touchdowns on three receptions (11.7 avg.) at Tennessee (12/15), marking his fourth career game with multiple receiving touchdowns and first since Week 1 of 2018 vs. Tennessee. Posted his seventh-consecutive season with at least three touchdown receptions, including every season since he entered the NFL in 2013, which ties T.Y. Hilton and Golden Tate for the longest active streak in the NFL
- Led the team with 57 receiving yards on five catches (11.4 avg.) at Tampa Bay (12/21), extending his streak to 55 consecutive games with a reception
- Finished second on the team with 46 receiving yards on four receptions (11.5 avg.), including a 20-yard reception in the Wild Card Round vs. Buffalo (1/4/20), which was the second-most receptions and second-most receiving yards in a playoff game in his NFL career
- Posted 80 receiving yards and one touchdown on three receptions (26.7 avg.) in the Divisional Round at Kansas City (1/12/20), including a 54-yard touchdown that marked the longest play from scrimmage in Texans postseason history

## 2018 (Miami 15/15):

- Started in 15 games, serving as a team captain for the entire season
- Racked up 553 yards and six touchdowns on 37 receptions (14.9 average)
- Tallied four receptions for 106 yards (26.5 avg.) and two touchdowns vs. Tennessee (9/9), including a 75-yard touchdown reception, the second-longest of his career. Only the third multi-touchdown game of his career
- Posted a season-high 135 yards and one touchdown on eight receptions (16.9 avg.) vs. New England (12/9). Surpassed 4,000 career receiving yards after a 43-yard reception in the second quarter
- Notched his first-career pass attempt, which resulted in a three-yard touchdown at Buffalo (12/30)

## 2017 (Miami 16/16):

- Started in all 16 games for the Dolphins and pulled in 58 catches for 847 yards and six touchdowns (14.6 avg.)
- Eclipsed 3,000 career receiving yards with a 65-yard performance at Baltimore (10/26)
- Notched a career-high 180 yards on seven receptions (25.7 avg.) and recorded a touchdown vs. Tampa Bay (11/19). His 180 yards were the seventh-most in a single game in Dolphins history and his 25.7 average was the fourth-best mark in Dolphins history
- Caught five passes for 98 yards and a touchdown (19.6 avg.) vs. Denver (12/3)

## 2016 (Miami 16/16, 1/1):

- Started in all 16 games
- Finished the season with 42 receptions for 726 yards (17.3 avg.) and a career-high nine touchdowns. His nine touchdowns also led the team and ranked sixth in the NFL
- Averaged 17.3 yards per reception, the third-best mark in the league and averaged 13.0 yards at catch, the second-best mark in the NFL
- Recorded a season-high 100 yards on five catches (20.0 avg.) and added a touchdown vs. Buffalo (10/23)
- Caught six-of-seven targets for 97 yards (16.2 avg.) and a touchdown vs. Arizona (12/11)
- Started in the Wild Card Round at Pittsburgh (1/1/17) and pulled in five receptions for 82 yards (16.4 avg.)

## 2015 (Miami 16/8):

- Played in all 16 games (eight starts) in his first season with the Dolphins
- Pulled in 27 receptions for 440 yards (16.3 avg.) and three touchdowns
- Notched five catches for a season-high 81 yards (16.2 avg.) and a touchdown vs. the N.Y. Jets (10/4)
- Posted 74 yards on three catches (24.7 avg.) at Buffalo (11/8)

## 2014 (New Orleans 15/6):

- Appeared in 15 games (six starts) and established career

highs in receptions (63) and receiving yards (931) and added three touchdowns on the season

- Tallied 103 yards on five receptions (20.6 avg.) at Detroit (10/19) and added a touchdown in his second-career 100-yard performance
- Pulled in five catches for a season-high 162 yards (32.4 avg.) and a touchdown at Pittsburgh (11/30)

## 2013 (New Orleans 16/10, 2/1):

- Played in all 16 games (10 starts) as a rookie in New Orleans and finished the season with 641 yards and five touchdowns on 32 receptions (20.0 avg.)
- His 20.0 yards-per-catch average led the NFL and was the highest mark by a rookie in Saints history
- Recorded two catches for 86 yards (43.0 avg.) in his NFL debut vs. Atlanta (9/8)
- Notched the first 100-yards and first multi-touchdown performance of his career with 129 yards and two touchdowns on three catches (43.0 avg.) vs. Buffalo (10/27)

## COLLEGE:

- Played three seasons (2010-12) at the University of Oklahoma University in Norman, Okla., and started in all 38 games of his career with the Sooners
- Left his mark on school history, finishing his collegiate career ranked fourth in career receptions (204), third in receiving yards (2,594) and fifth in touchdown receptions (24)

## PERSONAL:

- Attended La Costa Canyon High School in Encinitas, Calif., where he broke the San Diego area career record with 3,041 receiving yards
- Three-time Nat Moore Community Service Award winner (2016-18)
- Rode a bike 14 miles to help raise money at the 2019 Dolphins Cancer Challenge
- Nominated for the Walter Payton Man of the Year twice (2017 & 2018)
- Helped donate football equipment to Miami's local NFL Youth Education Town center in 2018
- Worked with the Dolphins and the Ross Initiative in Sports for Equality (RISE) to host a town hall meeting in 2016 that brought influential local leaders together with law enforcement to discuss actionable steps that could be taken to address issues of racial inequality and unite the community
- Helped organize a police ride-along program and has inspired other NFL players to host similar programs in their local communities
- Helps fund CommUNITY tailgates, which bring local student-athletes, coaches, parents, community leaders, law enforcement and military personnel together at every Dolphins home game

# TEXANS BIOS

## KENNY STILL'S NFL REGULAR SEASON RUSHING/RECEIVING STATISTICS

DATE	TEAM	GP	GS	RECEIVING					RUSHING				
				NO.	YDS.	AVG.	LG	TD	NO.	YDS.	AVG.	LG	TD
2013	Saints	16	10	32	641	20.0	76t	5	3	10	3.3	4	0
2014	Saints	15	7	63	931	14.8	69t	3	1	-2	-2.0	-2	0
2015	Dolphins	16	8	27	440	16.3	47t	3	0	0	0.0	0	0
2016	Dolphins	16	16	42	726	17.3	74t	9	0	0	0.0	0	0
2017	Dolphins	16	16	58	847	14.6	61t	6	0	0	0.0	0	0
2018	Dolphins	15	15	37	553	14.9	75t	6	0	0	0.0	0	0
2019	Texans	13	5	40	561	14.0	45	4	0	0	0.0	0	0
2020	Texans	9	0	11	144	13.1	24t	1	0	0	0.0	0	0
NFL TOTALS		116	77	310	4,843	15.6	76t	37	4	8	2.0	4	0

## KENNY STILL'S NFL POSTSEASON RUSHING/RECEIVING STATISTICS

DATE	TEAM	GP	GS	RECEIVING					RUSHING				
				NO.	YDS.	AVG.	LG	TD	NO.	YDS.	AVG.	LG	TD
2013	Saints	2	1	3	35	11.7	14	0	1	1	1.0	1	0
2016	Dolphins	1	1	5	82	16.4	36	0	0	0	0.0	0	0
2019	Texans	2	2	7	126	18.0	54t	1	0	0	0.0	0	0
NFL TOTALS		5	4	15	243	16.2	54t	1	1	1	1.0	1	0

## KENNY STILL'S NFL REGULAR SEASON RETURN STATISTICS

KICKOFF RETURNS							PUNT RETURNS					
DATE	TEAM	RET.	YDS.	AVG.	LG	TD	NO.	FC	YDS.	AVG.	LG	TD
2013	Saints	0	0	0.0	0	0	0	0	0	0.0	0	0
2014	Saints	0	0	0.0	0	0	0	0	0	0.0	0	0
2015	Dolphins	0	0	0.0	0	0	0	0	0	0.0	0	0
2016	Dolphins	0	0	0.0	0	0	0	0	0	0.0	0	0
2017	Dolphins	0	0	0.0	0	0	0	0	0	0.0	0	0
2018	Dolphins	0	0	0.0	0	0	2	1	6	3.0	6	0
2019	Texans	0	0	0.0	0	0	0	0	0	0.0	0	0
2020	Texans	0	0	0.0	0	0	0	0	0	0.0	0	0
NFL TOTALS		0	0	0.0	0	0	2	1	6	3.0	6	0

## SINGLE-GAME HIGHS: RUSHING/RECEIVING

<b>Rush Attempts</b>	1 vs. Baltimore Ravens, Nov 24, 2014 ...3 more at 1.	<b>All-purpose yards</b>	180 vs. Tampa Bay Buccaneers, Nov 19, 2017
<b>Rushing Yards</b>	4 vs. Buffalo Bills, Oct 27, 2013	<b>Fair Catches</b>	1 at Indianapolis Colts, Nov 25, 2018
<b>Longest Runs</b>	4 vs. Buffalo Bills, Oct 27, 2013	<b>Punt Return Yards</b>	6 vs. Buffalo Bills, Dec 02, 2018
<b>Receptions</b>	8 vs. New England Patriots, Dec 09, 2018 ...1 more at 8.	<b>Longest Punt Return</b>	6 vs. Buffalo Bills, Dec 02, 2018
<b>Receiving Yards</b>	180 vs. Tampa Bay Buccaneers, Nov 19, 2017	<b>Punt Returns</b>	2 vs. Buffalo Bills, Dec 02, 2018
<b>Longest Receptions</b>	76t vs. Tampa Bay Buccaneers, Dec 29, 2013	<b>Miscellaneous Tackles</b>	1 vs. Denver Broncos, Dec 08, 2019 ...11 more at 1.
<b>Receiving TDs</b>	2 at Tennessee Titans, Dec 15, 2019 ...3 more at 2.	<b>Most TDs</b>	2 at Tennessee Titans, Dec 15, 2019 ...3 more at 2.

## SINGLE-GAME HIGHS - POSTSEASON: RUSHING/RECEIVING

<b>Rush Attempts</b>	1 at Philadelphia Eagles, Jan 04, 2014	<b>Longest Receptions</b>	54t at Kansas City Chiefs, Jan 12, 2020
<b>Rushing Yards</b>	1 at Philadelphia Eagles, Jan 04, 2014	<b>Receiving TDs</b>	1 at Kansas City Chiefs, Jan 12, 2020
<b>Longest Runs</b>	1 at Philadelphia Eagles, Jan 04, 2014	<b>All-purpose yards</b>	82 at Pittsburgh Steelers, Jan 08, 2017
<b>Receptions</b>	5 at Pittsburgh Steelers, Jan 08, 2017	<b>Most TDs</b>	1 at Kansas City Chiefs, Jan 12, 2020
<b>Receiving Yards</b>	82 at Pittsburgh Steelers, Jan 08, 2017		



# TEXANS BIOS

## 100-YARD RECEIVING GAMES (8): REGULAR SEASON

DATE	TEAM	NO.	YDS.	AVG.	LG	TD
10/27/13	BILLS	3	129	43.0	69t	2
10/19/14	at Lions	5	103	20.6	46t	1
11/30/14	at Steelers	5	162	32.4	69t	1
10/23/16	BILLS	5	100	20.0	66t	1
11/19/17	BUCCANEERS	7	180	25.7	61t	1
09/09/18	TITANS	4	106	26.5	75t	2
12/09/18	PATRIOTS	8	135	16.9	43	1
10/20/19	at Colts	4	105	26.3	45	0

## 2019 GAME-BY-GAME REGULAR SEASON STATISTICS (TEXANS)

W	DATE	OPPONENT	P/S	RECEIVING					RUSHING					W/L	SCORE
				NO.	YDS.	AVG.	LG	TD	NO.	YDS.	AVG.	LG	TD		
01	09/09	at Saints	P	3	37	12.3	37t	1	0	0	0.0	0	0	L	28-30
02	09/15	Jaguars	P	2	38	19.0	31	0	0	0	0.0	0	0	W	13-12
03	09/22	at Chargers	P	4	89	22.3	38	0	0	0	0.0	0	0	W	27-20
04	09/29	Panthers	P	2	24	12.0	14	0	0	0	0.0	0	0	L	10-16
05	10/06	Falcons						INACTIVE						W	53-32
06	10/13	at Chiefs						INACTIVE						W	31-24
07	10/20	at Colts	P	4	105	26.3	45	0	0	0	0.0	0	0	L	23-30
08	10/27	Raiders	S	3	22	7.3	13	0	0	0	0.0	0	0	W	27-24
09	11/03	at Jaguars	S	4	52	13.0	18	0	0	0	0.0	0	0	W	26-3
11	11/17	at Ravens	S	4	27	6.8	13	0	0	0	0.0	0	0	L	7-41
12	11/21	Colts	P	1	6	6.0	6	0	0	0	0.0	0	0	W	20-17
13	12/01	Patriots	P	3	61	20.3	35t	1	0	0	0.0	0	0	W	28-22
14	12/08	Broncos	S	2	8	4.0	5	0	0	0	0.0	0	0	L	24-38
15	12/15	at Titans	P	3	35	11.7	16t	2	0	0	0.0	0	0	W	24-21
16	12/21	at Buccaneers	S	5	57	11.4	21	0	0	0	0.0	0	0	W	23-20
17	12/29	Titans						INACTIVE						L	14-35
2019 TOTALS			13-5	40	561	14.0	45	4	0	0	0.0	0	0	10-6	

## 2020 GAME-BY-GAME REGULAR SEASON STATISTICS (TEXANS)

W	DATE	OPPONENT	P/S	RECEIVING					RUSHING					W/L	SCORE
				NO.	YDS.	AVG.	LG	TD	NO.	YDS.	AVG.	LG	TD		
01	09/10	at Chiefs	P	0	0	0.0	0	0	0	0	0.0	0	0	L	20-34
02	09/20	Ravens	P	2	16	8.0	13	0	0	0	0.0	0	0	L	16-33
03	09/27	at Steelers	P	3	35	11.7	20	0	0	0	0.0	0	0	L	21-28
04	10/04	Vikings	P	2	39	19.5	24t	1	0	0	0.0	0	0	L	23-31
05	10/11	Jaguars	P	1	14	14.0	14	0	0	0	0.0	0	0	W	30-14
06	10/18	at Titans	P	0	0	0.0	0	0	0	0	0.0	0	0	L	36-42+
07	10/25	Packers	P	2	34	17.0	18	0	0	0	0.0	0	0	L	20-35
09	11/08	at Jaguars	P	0	0	0.0	0	0	0	0	0.0	0	0	W	27-25
10	11/15	at Browns	P	1	6	6.0	6	0	0	0	0.0	0	0	L	7-10
2020 TOTALS			9-0	11	144	13.1	24t	1	0	0	0.0	0	0	2-7	

+ - Overtime

# TEXANS BIOS

## 2019 GAME-BY-GAME POSTSEASON STATISTICS (TEXANS)

W	DATE	OPPONENT	P/S	RECEIVING					RUSHING					W/L	SCORE
				NO.	YDS.	AVG.	LG	TD	NO.	YDS.	AVG.	LG	TD		
01	01/04	Bills	S	4	46	11.5	20	0	0	0	0.0	0	0	W	22-19+
02	01/12	at Chiefs	S	3	80	26.7	54t	1	0	0	0.0	0	0	L	31-51
2019 TOTALS			2-2	7	126	18.0	54t	1	0	0	0.0	0	0	1-1	

+ - Overtime



# MICHAEL THOMAS

SAFETY

5-11 | 195 | STANFORD

HOMETOWN: HOUSTON, TEXAS | AGE: 30

7TH NFL SEASON | 1ST WITH TEXANS | ACQUIRED: FA-'20

2020 GP/GS: 9/0 | CAREER GP/GS (POST): 97/33 (1/1)

TEAMS: MIA '13-17; NYG '18-19; HOU '20



28

**TRANSACTIONS:** Signed by the San Francisco 49ers as a college free agent on May 4, 2012...Waived by the 49ers on Aug. 31, 2012...Signed to the 49ers practice squad on Sept. 1, 2012...Signed by the 49ers on Feb. 11, 2013...Waived by the 49ers on Aug. 31, 2013...Signed to the 49ers practice squad on Sept. 2, 2013...Signed by the Miami Dolphins from the 49ers practice squad on Dec. 10, 2013...Signed by the N.Y. Giants as an unrestricted free agent on March 26, 2018...Signed by the Houston Texans as an unrestricted free agent on April 27, 2020.

## HONORS:

- ✦ AFC Defensive Player of the Week (Week 15, 2013)
- ✦ Dolphins 2015 Nat Moore Community Service Award

## CAREER:

- ✦ Seventh-year safety who has appeared in 97 games (33 starts) with the Dolphins and Giants, totaling 236 tackles (166 solo), 11 tackles for loss, 2.0 sacks, three interceptions, 15 passes defended, four quarterback hits, one forced fumble, one fumble recovery along with 77 special teams tackles (59 solo)

## 2020 (Houston 9/0):

- ✦ Made his Texans debut on special teams in Week 1 at Kansas City (9/10)
- ✦ Recorded his first special teams tackle for the Texans in Week 2 vs. Baltimore (9/20)
- ✦ Logged his second special teams tackle of the season in Week 4 vs. Minnesota (10/4) and owns an NFL-best 65 special teams tackles since 2015
- ✦ Notched a season-high five total tackles (three solo) in Week 5 vs. Jacksonville (10/11)
- ✦ Recovered an onside kick in Week 7 vs. Green Bay (10/25) to become the first Texans player to do so since S A.J. Moore Jr. in Week 14 of 2019 against Denver

## 2019 (N.Y. Giants 16/2):

- ✦ Played in all 16 games (two starts) in his second season with the Giants and posted 40 tackles (28 solo), three tackles for loss, three passes defended and seven special teams tackles
- ✦ Notched his first career blocked kick, blocking a punt in the second quarter vs. Arizona (10/20). Added four tackles (three solo) and his first tackle for loss of the season
- ✦ Led the team and logged a single-game career-high 12 tackles (11 solo) and added one tackle for loss and one special teams tackle in the season finale vs. Philadelphia

(12/29)

## 2018 (N.Y. Giants 16/6):

- ✦ Played in all 16 games (six starts) and recorded single-season career highs in interceptions (two) and passes defended (six) and added 47 tackles (32 solo), two tackles for loss, 1.0 sack and one quarterback hit
- ✦ Led the Giants with 12 special teams tackles on the season
- ✦ Notched his first interception of the season vs. Tampa Bay (11/18), marking his second career pick and his first since 2013
- ✦ Posted season-high totals of seven tackles (five solo) in each of the last three games – vs. Tennessee (12/16), at Indianapolis (12/23) and vs. Dallas (12/30)

## 2017 (Miami 13/2):

- ✦ Played in 13 games for the Dolphins and finished the season with 16 tackles (nine solo), one tackle for loss and one pass defended, while adding 11 special teams tackles
- ✦ Started at New England (11/26) and contributed a season-high five tackles (three solo)

## 2016 (Miami 16/8, 1/1):

- ✦ Played in all 16 games (eight starts) as a team captain and totaled 39 tackles (27 solo), three tackles for loss, 1.0 sack, three quarterback hits, one pass defended, one forced fumble and one fumble recovery
- ✦ Tied for the NFL lead with a single-season career-high 19 special teams tackles
- ✦ Registered three tackles (two solo) at New England (9/18) and recorded a strip-sack on Patriots QB Jacoby Brissett in the fourth quarter. The sack and forced fumble were both the first of his career
- ✦ Logged a season-high eight tackles (seven solo) and forced a fumble on a kickoff return at Buffalo (12/24)
- ✦ Started in the AFC Wild Card Game at Pittsburgh (1/8/17) and recorded 6 tackles (2 solo), one interception and converted a fake punt with the first carry of his career. Became the only player in Dolphins history to intercept a pass and have a rushing attempt in the same game, and was the first NFL player to accomplish the feat since 2012. He was also the first NFL player since the 1998 season to have at least one interception and one rushing attempt in a playoff game

## 2015 (Miami 16/13):

## TEXANS BIOS

- ✦ Played in 16 games with a career-high 13 starts and finished the season with a career-high 71 tackles (56 solo), two tackles for loss, two passes defended and 14 special teams tackles
- ✦ His 14 special teams tackles were second on the team and helped him earn first-team All-Pro honors for special teams from Pro Football Focus
- ✦ Totaled a season-high 11 tackles (10 solo), three special teams stops and one pass defended at San Diego (12/20)

### 2014 (Miami 8/2):

- ✦ Played in eight games (two starts) and recorded eight tackles (six solo) and finished third on the team with 10 special teams tackles
- ✦ Posted a season-high three tackles (two solo) on defense and added one tackle on special teams at Buffalo (9/14)

### 2013 (Miami 3/0):

- ✦ Spent the first 14 weeks of the season on San Francisco's practice squad before being signed by Miami, where he played in three games and recorded two tackles, one interception, two passes defended and one special teams tackle
- ✦ Won AFC Defensive Player of the Week honors in his NFL debut vs. New England (12/15) after recording the game-ending interception, two solo tackles and two passes defended. It was second time in team history a Dolphins player received an AFC Player of the Week award for his performance in his first career NFL game

### 2012 (San Francisco 0/0):

- ✦ Spent the entire season in the 49ers practice squad

### COLLEGE:

- ✦ Played four seasons (2008-11) at Stanford (Calif.) University and appeared in 51 games (24 starts)
- ✦ Racked up 189 tackles, 2.5 sacks, 30 passes defended, 12.5 tackles for loss, five interceptions, three forced fumbles and two fumble recoveries
- ✦ Earned honorable mention All-Pac-10 honors as a junior in 2010

### PERSONAL:

- ✦ Attended Nimitz High School in Houston
- ✦ Awarded the 2020 Ira D. Hall award by Stanford University for his extraordinary commitment to social justice, community organizing, and public service in a local, national, and/or global context
- ✦ Honored at the United Way of NYC Gridiron Gala as the 2019 Hometown Hero
- ✦ Given an honorary key to the city of Fort Pierce, Fla., by Mayor Linda Hudson on Oct. 20, 2015 for his involvement in the community
- ✦ Hosts an annual "Camp Mike T" in Houston, focusing on leadership, academics and athletics. The weekend event includes discussions on SAT/ACT prep, financial literacy, and athlete activism

### MICHAEL THOMAS' NFL REGULAR SEASON DEFENSIVE STATISTICS

DATE	TEAM	GP	GS	TACKLES							QBH	INTERCEPTIONS					FUMBLES			ST					MISC	
				TK	S	A	TFL	YDS	SK	YDS		NO	YDS	LG	TD	PD	FF	FR	YDS	TK	S	A	FF	FR	S	A
2013	Dolphins	3	0	2	2	0	0	0	0.0	0.0	0	1	0	0	0	2	0	0	0	1	1	0	0	0	0	0
2014	Dolphins	8	2	8	6	2	0	0	0.0	0.0	0	0	0	0	0	0	0	0	0	10	9	1	0	0	0	0
2015	Dolphins	16	13	71	56	15	2	1	0.0	0.0	0	0	0	0	0	2	0	0	0	14	10	4	0	0	0	0
2016	Dolphins	16	8	39	27	12	3	7	1.0	14.0	3	0	0	0	0	1	1	1	0	19	16	3	1	0	0	0
2017	Dolphins	13	2	16	9	7	1	6	0.0	0.0	0	0	0	0	0	1	0	0	0	11	7	4	0	0	0	0
2018	Giants	16	6	47	32	15	2	10	1.0	8.0	1	2	26	26	0	6	0	0	0	12	9	3	1	0	0	0
2019	Giants	16	2	40	28	12	3	8	0.0	0.0	0	0	0	0	0	3	0	0	0	7	5	2	0	0	0	0
2020	Texans	9	0	13	6	7	0	0	0.0	0.0	0	0	0	0	0	0	0	0	0	3	2	1	0	0	0	0
NFL TOTALS		97	33	236	166	70	11	32	2.0	22.0	4	3	26	26	0	15	1	1	0	77	59	18	2	0	0	0

### MICHAEL THOMAS' NFL POSTSEASON DEFENSIVE STATISTICS

DATE	TEAM	GP	GS	TACKLES							QBH	INTERCEPTIONS					FUMBLES			ST					MISC	
				TK	S	A	TFL	YDS	SK	YDS		NO	YDS	LG	TD	PD	FF	FR	YDS	TK	S	A	FF	FR	S	A
2016	Dolphins	1	1	6	3	3	0	0	0.0	0.0	0	1	16	16	0	1	0	0	0	0	0	0	0	0	0	0
NFL TOTALS		1	1	6	3	3	0	0	0.0	0.0	0	1	16	16	0	1	0	0	0	0	0	0	0	0	0	0

### SINGLE-GAME HIGHS: DEFENSIVE

<b>Total Tackles</b>	12 vs. Philadelphia Eagles, Dec 29, 2019	<b>Tackles For Loss</b>	1 vs. Philadelphia Eagles, Dec 29, 2019
<b>Sacks</b>	1.0 vs. Tennessee Titans, Dec 16, 2018 ...1 more at 1.0.	<b>Interceptions</b>	1 at Washington, Dec 09, 2018 ...2 more at 1.
<b>Passes Defended</b>	2 vs. Tampa Bay Buccaneers, Nov 18, 2018 ...1 more at 2.	<b>Interception Return Yards</b>	26 at Washington, Dec 09, 2018
<b>Forced Fumbles</b>	1 at New England Patriots, Sep 18, 2016	<b>Special Teams Tackles</b>	4 vs. Tampa Bay Buccaneers, Nov 18, 2018
<b>Fumble Recoveries</b>	1 at Baltimore Ravens, Dec 04, 2016	<b>Special Teams Forced Fumbles</b>	1 at Philadelphia Eagles, Nov 25, 2018 ...1 more at 1.



# TEXANS BIOS

## SINGLE-GAME HIGHS - POSTSEASON: DEFENSIVE

**Total Tackles** 6 at Pittsburgh Steelers, Jan 08, 2017  
**Passes Defensed** 1 at Pittsburgh Steelers, Jan 08, 2017

**Interceptions** 1 at Pittsburgh Steelers, Jan 08, 2017  
**Interception Return Yards** 16 at Pittsburgh Steelers, Jan 08, 2017

## 2019 GAME-BY-GAME REGULAR SEASON STATISTICS (GIANTS)

			2019 SEASON - ALL GAMES - RECENT GAMES - (17)																										
			TACKLES								INTERCEPTIONS					FUMBLES				ST					MISC				
W	DATE	OPPONENT	P/S	TK	S	A	SK	YDS	TFL	YDS	QBH	NO	YDS	LG	TD	PD	FF	FR	YDS	TK	S	A	FF	FR	S	A	W/L	SCORE	
01	09/08	at Cowboys	P	1	1	0	0.0	0.0	0	0	0	0	0	0	0	0	0	0	0	0	0	0	0	0	0	0	0	L	17-35
02	09/15	Bills	P	3	2	1	0.0	0.0	0	0	0	0	0	0	0	0	0	0	0	0	1	1	0	0	0	0	0	L	14-28
03	09/22	at Buccaneers	P	2	1	1	0.0	0.0	0	0	0	0	0	0	0	0	0	0	0	0	1	1	0	0	0	0	0	W	32-31
04	09/29	Washington	P	2	0	2	0.0	0.0	0	0	0	0	0	0	0	0	1	0	0	0	0	0	0	0	0	0	0	W	24-3
05	10/06	Vikings	P	2	1	1	0.0	0.0	0	0	0	0	0	0	0	0	0	0	0	0	0	0	0	0	0	0	0	L	10-28
06	10/10	at Patriots	P	6	3	3	0.0	0.0	0	0	0	0	0	0	0	0	1	0	0	0	0	0	0	0	0	0	0	L	14-35
07	10/20	Cardinals	P	4	3	1	0.0	0.0	1	7	0	0	0	0	0	0	0	0	0	0	0	0	0	0	0	0	0	L	21-27
08	10/27	at Lions	P	2	1	1	0.0	0.0	0	0	0	0	0	0	0	0	0	0	0	0	0	0	0	0	0	0	0	L	26-31
09	11/04	Cowboys	P	0	0	0	0.0	0.0	0	0	0	0	0	0	0	0	0	0	0	0	1	0	1	0	0	0	0	L	18-37
10	11/10	at Jets	P	1	1	0	0.0	0.0	0	0	0	0	0	0	0	0	0	0	0	0	0	0	0	0	0	0	0	L	27-34
12	11/24	at Bears	P	0	0	0	0.0	0.0	0	0	0	0	0	0	0	0	0	0	0	0	0	0	0	0	0	0	0	L	14-19
13	12/01	Packers	P	0	0	0	0.0	0.0	0	0	0	0	0	0	0	0	0	0	0	0	1	1	0	0	0	0	0	L	13-31
14	12/09	at Eagles	P	3	2	1	0.0	0.0	0	0	0	0	0	0	0	0	0	0	0	0	0	0	0	0	0	0	0	L	17-23+
15	12/15	Dolphins	S	1	1	0	0.0	0.0	0	0	0	0	0	0	0	0	1	0	0	0	2	1	1	0	0	0	0	W	36-20
16	12/22	at Washington	P	1	1	0	0.0	0.0	1	1	0	0	0	0	0	0	0	0	0	0	0	0	0	0	0	0	0	W	41-35+
17	12/29	Eagles	S	12	11	1	0.0	0.0	1	0	0	0	0	0	0	0	0	0	0	0	1	1	0	0	0	0	0	L	17-34
2019 TOTALS			16-2	40	28	12	0.0	0.0	3	8	0	0	0	0	0	0	3	0	0	0	7	5	2	0	0	0	0	4-12	

+ - Overtime

## 2020 GAME-BY-GAME REGULAR SEASON STATISTICS (TEXANS)

				COLD GAME BY GAME REGULAR SEASON STATISTICS (YEARS)																											
				TACKLES								INTERCEPTIONS								FUMBLES				ST				MISC			
W	DATE	OPPONENT	P/S	TK	S	A	SK	YDS	TFL	YDS	QBH	NO	YDS	LG	TD	PD	FF	FR	YDS	TK	S	A	FF	FR	S	A	W/L	SCORE			
01	09/10	at Chiefs	P	0	0	0	0.0	0.0	0	0	0	0	0	0	0	0	0	0	0	0	0	0	0	0	0	0	L	20-34			
02	09/20	Ravens	P	0	0	0	0.0	0.0	0	0	0	0	0	0	0	0	0	0	0	0	1	1	0	0	0	0	L	16-33			
03	09/27	at Steelers	P	0	0	0	0.0	0.0	0	0	0	0	0	0	0	0	0	0	0	0	0	0	0	0	0	0	L	21-28			
04	10/04	Vikings	P	0	0	0	0.0	0.0	0	0	0	0	0	0	0	0	0	0	0	0	1	1	0	0	0	0	L	23-31			
05	10/11	Jaguars	P	5	3	2	0.0	0.0	0	0	0	0	0	0	0	0	0	0	0	0	0	0	0	0	0	0	W	30-14			
06	10/18	at Titans	P	1	0	1	0.0	0.0	0	0	0	0	0	0	0	0	0	0	0	0	1	0	1	0	0	0	L	36-42+			
07	10/25	Packers	P	2	1	1	0.0	0.0	0	0	0	0	0	0	0	0	0	0	0	0	0	0	0	0	0	0	L	20-35			
09	11/08	at Jaguars	P	3	1	2	0.0	0.0	0	0	0	0	0	0	0	0	0	0	0	0	0	0	0	0	0	0	W	27-25			
10	11/15	at Browns	P	2	1	1	0.0	0.0	0	0	0	0	0	0	0	0	0	0	0	0	0	0	0	0	0	0	L	7-10			
2020 TOTALS			9-0	13	6	7	0.0	0.0	0	0	0	0	0	0	0	0	0	0	0	0	3	2	1	0	0	0	0	2-7			

+ - Overtime



# LAREMY TUNSIL

TACKLE

6-5 | 313 | MISSISSIPPI

HOMETOWN: LAKE CITY, FLA. | AGE: 26

5TH NFL SEASON | 2ND WITH TEXANS | ACQUIRED: T-'19 (MIA)

2020 GP/GS: 9/9 | CAREER GP/GS (POST): 67/67 (3/3)

TEAMS: MIA '16-18; HOU '19-20



78

**TRANSACTIONS:** Selected by the Miami Dolphins in the first round (13th overall) of the 2016 NFL Draft...Traded to the Houston Texans on Sept. 1, 2019...Signed a contract extension with the Texans on April 24, 2020.

## HONORS:

- Pro Bowl selection (2019)
- 2016 PFWA All-Rookie Team

## 2020 (Houston 9/9):

- Started at left tackle in Week 1 at Kansas City (9/10) in which the Texans rushed for 5.4 yards per attempt
- Blocked for QB Deshaun Watson at left tackle as Watson threw for 300 passing yards and two touchdowns in Week 4 vs. Minnesota (10/4)
- Started at left tackle in Week 5 vs. Jacksonville (10/11) and helped the Texans record 486 net yards and an average of 8.4 yards per play, which was the third highest average in franchise history

## 2019 (Houston 14/14, 2/2):

- Named to his first career Pro Bowl after being acquired via trade just eight days prior to Week 1
- Started in his Texans debut at New Orleans (9/9) and helped pave the way for a 7.83 rushing average, the second-best mark in a single game in franchise history
- Started at left tackle in the Week 3 win over the L.A. Chargers (9/22) and helped protect QB Deshaun Watson's 351-yard, three-touchdown passing performance
- Played in every offensive snap at Indianapolis (10/20) as part of an offensive line that paved the way for 391 yards of total offense
- Played in every offensive snap in his fourth consecutive start at left tackle vs. Atlanta (10/6), protecting QB Deshaun Watson who completed 84.8 percent of his passes for 426 yards and five touchdowns
- Started at left tackle at Kansas City (10/13) as part of an offensive line that did not allow a sack on QB Deshaun Watson for the second-consecutive week, the first time the Texans had accomplished the feat since Weeks 1-2 of the 2014 season
- Started at left tackle vs. Indianapolis (11/21) and helped block for 396 total net yards of offense, the eighth time on the season the Texans posted more than 350 total net yards
- Started at left tackle in the Wild Card Round vs. Buffalo (1/4/20), his second career playoff game and helped pave

the way for the third most rushing yards in a postseason game in franchise history (141)

- Started at left tackle in the Divisional Round at Kansas City (1/12/20) and helped the offense gain the most total net yards (442) and most net passing yards (348) in a postseason game in franchise history

## 2018 (Miami 15/15):

- Started in 15 games for the Dolphins, paving the way for a run game that averaged 4.68 yards per play, the ninth-best average in the league
- Paved the way for a season-high 541 net yards of total offense in the Week 6 win vs. Chicago (10/14), including 380 yards and three touchdowns passing and 161 yards rushing on 31 carries (5.2 avg.)
- Blocked for an offense that produced 412 total net yards vs. New England (12/9) with 265 yards and three touchdowns passing and 161 yards and three touchdowns rushing

## 2017 (Miami 15/15):

- Started in 15 games at left tackle as part of an offensive line that ranked 10th in the league in sacks per pass attempt with 5.48 percent
- Blocked for RB Jay Ajayi's 122 yards at L.A. Chargers (9/17), which snapped the Chargers' streak of 17-straight games without allowing a 100-yard rusher
- Started at left tackle and blocked for RB Kenyan Drake's first-career 100-yard performance with 120 yards and one touchdown vs. Denver (12/3)
- Paved the way for 114 yards rushing from RB Kenyan Drake vs. New England (12/11), his second-consecutive 100-yard performance

## 2016 (Miami 14/14, 1/1):

- Started 14 games in his rookie season, 12 at left guard and two at left tackle, becoming the first player in Dolphins history to start at least one game at guard and tackle in his rookie season
- Allowed just 0.5 sacks in his 12 starts at left guard
- Part of an offensive line that helped RB Jay Ajayi eclipse the 1,000-yard rushing mark for the first time in his career, rushing the 1,272 yards, the third-best total in Dolphins history
- Paved the way for two straight 200-yard performances from RB Jay Ajayi with 204 yards vs. Pittsburgh (10/16) and 214 yards vs. Buffalo (10/23)

## TEXANS BIOS

### COLLEGE:

- ✎ Played three seasons (2013-15) at the University of Mississippi in Oxford, Miss., appearing in 29 games (26 starts) for the Rebels
- ✎ As a junior, helped the Rebels average 201.7 yards rushing and 514.0 total yards per game
- ✎ Earned second-team All-America and first-team All-SEC honors in back-to-back seasons (sophomore and junior)
- ✎ Played in 12 games (9 starts) as a true freshman and was

named to the SEC All-Freshman team, earned freshman All-American honors and became only the second player in Ole Miss history to earn second-team All-SEC honors

### PERSONAL:

- ✎ Attended Columbia (Fla.) High School, where he was a Class 6A All-State tackle and was ranked the fifth-best recruit in the nation by ESPN
- ✎ Son of Desiree Tunsil
- ✎ His brother, Alex Weber, was a wide receiver at Ole Miss

### LAREMY TUNSIL'S NFL REGULAR SEASON STATISTICS

DATE	TEAM	GP	GS
2016	Dolphins	14	14
2017	Dolphins	15	15
2018	Dolphins	15	15
2019	Texans	14	14
2020	Texans	9	9
NFL TOTALS		67	67

### LAREMY TUNSIL'S NFL POSTSEASON STATISTICS

DATE	TEAM	GP	GS
2016	Dolphins	1	1
2019	Texans	2	2
NFL TOTALS		3	3

### 2019 GAME-BY-GAME REGULAR SEASON STATISTICS (TEXANS)

W	DATE	OPPONENT	P/S		W/L	SCORE
01	09/09	at Saints	S		L	28-30
02	09/15	Jaguars	S		W	13-12
03	09/22	at Chargers	S		W	27-20
04	09/29	Panthers	S		L	10-16
05	10/06	Falcons	S		W	53-32
06	10/13	at Chiefs	S		W	31-24
07	10/20	at Colts	S		L	23-30
08	10/27	Raiders	S		W	27-24
09	11/03	at Jaguars		INACTIVE	W	26-3
11	11/17	at Ravens	S		L	7-41
12	11/21	Colts	S		W	20-17
13	12/01	Patriots	S		W	28-22
14	12/08	Broncos	S		L	24-38
15	12/15	at Titans	S		W	24-21
16	12/21	at Buccaneers	S		W	23-20
17	12/29	Titans		INACTIVE	L	14-35
2019 TOTALS		14-14			10-6	

# TEXANS BIOS

## 2020 GAME-BY-GAME REGULAR SEASON STATISTICS (TEXANS)

W	DATE	OPPONENT	P/S		W/L	SCORE
01	09/10	at Chiefs	S		L	20-34
02	09/20	Ravens	S		L	16-33
03	09/27	at Steelers	S		L	21-28
04	10/04	Vikings	S		L	23-31
05	10/11	Jaguars	S		W	30-14
06	10/18	at Titans	S		L	36-42+
07	10/25	Packers	S		L	20-35
09	11/08	at Jaguars	S		W	27-25
10	11/15	at Browns	S		L	7-10
<b>2020 TOTALS</b>			<b>9-9</b>		<b>2-7</b>	

+ - Overtime

## 2019 GAME-BY-GAME POSTSEASON STATISTICS (TEXANS)

W	DATE	OPPONENT	P/S		W/L	SCORE
01	01/04	Bills	S		W	22-19+
02	01/12	at Chiefs	S		L	31-51
<b>2019 TOTALS</b>			<b>2-2</b>		<b>1-1</b>	

+ - Overtime





# CARLOS WATKINS

DEFENSIVE END

6-3 | 297 | CLEMSON

HOMETOWN: MOORESBORO, N.C. | AGE: 26

4TH NFL SEASON | 4TH WITH TEXANS | ACQUIRED: D4B-'17

2020 GP/GS: 9/4 | CAREER GP/GS (POST): 35/11 (1/0)

TEAMS: HOU '17-20



91

**TRANSACTIONS:** Selected by the Houston Texans with the 36th pick in the fourth round (142nd overall) of the 2017 NFL Draft.

## 2020 (Houston 9/4):

- Saw action in Week 1 at Kansas City (9/10)
- Posted his first sack of the season in Week 3 (9/27) when he sacked Steelers QB Ben Roethlisberger for a nine-yard loss
- Started his first game of the season and notched two solo tackles in Week 6 at Tennessee (10/18)
- Logged two total tackles (one solo) and one pass defended, which set a new single-season career high (two) in Week 10 at Cleveland (11/15)

## 2019 (Houston 10/1, 1/0):

- Played in 10 games (one start) and logged a single-season career-high 23 total tackles (10 solo), one tackle for loss, 1.0 sack, two quarterback hits, one pass defended and one fumble recovery
- Served as a reserve defensive lineman in the season opener at New Orleans (9/9) and recorded two tackles and one pass defended
- Registered his first-career fumble recovery vs. Carolina (9/29) after picking up a loose ball caused by a strip-sack from OLB Whitney Mercilus
- Finished with two total tackles (one solo), 1.0 sack, one tackle for loss and one quarterback hit in the win over Jacksonville at Wembley Stadium in London (11/3)
- Registered four total tackles (one solo) vs. Indianapolis (11/21)
- Logged four total tackles (two solo) at Tennessee (12/15)
- Finished tied for third on the team with a single-game career-high six total tackles (three solo) vs. Tennessee (12/29)

## 2018 (Houston 4/0, 0/0):

- Finished with three total tackles (two solo), one quarterback hit, one tackle for loss and 1.0 sack in four games
- Made his season debut vs. Miami (10/25)
- Finished with three total tackles (two solo), 1.0 sack, one quarterback hit and one tackle for loss vs. Jacksonville (12/30). Sacked Jaguars QB Blake Bortles for a loss of two yards in the fourth quarter for his first career sack
- Inactive in the Wild Card Round vs. Indianapolis (1/5/19)

## 2017 (Houston 12/6):

- Recorded 21 total tackles (nine solo), three tackles for loss and one pass defended in 12 games as a rookie in 2017
- Made his NFL debut and recorded one tackle vs. Tennessee (10/1)
- Started his first career game and produced three total tackles and his first tackle for loss vs. Indianapolis (11/5)
- Notched his second consecutive start and made two total tackles, one tackle for loss and tallied his first career pass defended at the Los Angeles Rams (11/12)
- Registered two total tackles and one tackle for loss at Baltimore (12/3)
- Made his fifth start of the season and produced a pair of tackles vs. Pittsburgh (12/25)
- Notched five total tackles at Indianapolis (12/31)

## COLLEGE:

- Played five seasons (2012-16) at Clemson (S.C.) University
- Received a medical redshirt for the 2013 campaign after sustaining injuries in a car crash
- Finished his Tigers career with 191 total tackles, 26 tackles for loss and 14 sacks in 1,666 snaps over 53 games (30 starts)
- Tallied 24 career games with at least one tackle for loss, and Clemson was 22-2 in those contests
- Played and roomed with Bengals DT D.J. Reader at Clemson
- Earned Senior Bowl invitation
- CFP National Champion (2016)
- CBS Sports first-team All-American (2016)
- Associated Press second-team All-American (2016)
- Phil Steele fourth-team All-American (2016)
- ESPN All-Bowl Team (2016)
- First-team All-ACC (media, coaches)
- Logged 82 total tackles, 13.5 for loss and 10.5 sacks in 758 snaps over 15 games (15 starts) in his senior campaign
- His sack total in 2016 was the highest by a Clemson defensive tackle in history, breaking the mark of 10.0 held by Jim Stuckey, William Perry and Michael Dean Perry
- A first-team All-ACC (media) and second-team All-ACC (coaches) selection as a junior in 2015
- Registered 69 tackles, eight tackles for loss and 3.5 sacks in 570 snaps over 15 games (14 starts) in 2015
- Recorded 13 tackles, two tackles for loss and four quarterback pressures in 135 snaps over 11 games as a redshirt sophomore in 2014
- Tallied 11 total tackles, 1.5 tackles for loss and one

## TEXANS BIOS

quarterback pressure in 90 snaps over three games (one start) in 2013

- Recorded 16 total tackles, one tackle for loss and three quarterback pressures in 113 snaps over nine games in his first season with the Tigers

### PERSONAL:

- Attended Chase High School in Forest City, N.C.
- Rated as the No. 55 player and No. 7 defensive lineman in the nation as well as No. 4 player in North Carolina by 247Sports.com
- No. 104 overall player and No. 8 defensive tackle in the nation as well as No. 5 player in North Carolina by

Rivals.com

- No. 8 defensive tackle in the nation by Scout.com
- Notched 15.0 sacks, one interception and five forced fumbles as a senior
- Made 50 tackles, 29 tackles for loss and 14.0 sacks as a junior
- Played in the U.S. Army All-American game and the Shrine Bowl
- Averaged over 21 points and 10 rebounds per game in basketball as a junior
- Cousin of former Clemson defensive end Dane Rogers
- Earned his undergraduate degree in sociology in December 2016

### CARLOS WATKINS' NFL REGULAR SEASON DEFENSIVE STATISTICS

DATE	TEAM	GP	GS	TACKLES								INTERCEPTIONS					FUMBLES			ST					MISC	
				TK	S	A	TFL	YDS	SK	YDS	QBH	NO	YDS	LG	TD	PD	FF	FR	YDS	TK	S	A	FF	FR	S	A
2017	Texans	12	6	21	9	12	3	9	0.0	0.0	0	0	0	0	0	1	0	0	0	0	0	0	0	0	0	0
2018	Texans	4	0	3	2	1	1	2	1.0	2.0	1	0	0	0	0	0	0	0	0	0	0	0	0	0	0	0
2019	Texans	10	1	23	10	13	1	3	1.0	3.0	2	0	0	0	0	1	0	1	0	0	0	0	0	0	0	0
2020	Texans	9	4	12	10	2	1	9	1.0	9.0	1	0	0	0	0	2	0	0	0	0	0	0	0	0	0	0
NFL TOTALS		35	11	59	31	28	6	23	3.0	14.0	4	0	0	0	0	4	0	1	0	0	0	0	0	0	0	0

### CARLOS WATKINS' NFL POSTSEASON DEFENSIVE STATISTICS

DATE	TEAM	GP	GS	TACKLES								INTERCEPTIONS					FUMBLES			ST					MISC	
				TK	S	A	TFL	YDS	SK	YDS	QBH	NO	YDS	LG	TD	PD	FF	FR	YDS	TK	S	A	FF	FR	S	A
2018	Texans	0	0	0	0	0	0	0	0.0	0.0	0	0	0	0	0	0	0	0	0	0	0	0	0	0	0	0
2019	Texans	1	0	0	0	0	0	0	0.0	0.0	0	0	0	0	0	0	0	0	0	0	0	0	0	0	0	0
NFL TOTALS		1	0	0	0	0	0	0	0.0	0.0	0	0	0	0	0	0	0	0	0	0	0	0	0	0	0	0

### SINGLE-GAME HIGHS: DEFENSIVE

**Total Tackles**  
**Sacks**

6 vs. Tennessee Titans, Dec 29, 2019  
1.0 at Pittsburgh Steelers, Sep 27, 2020  
...2 more at 1.0.

**Passes Defensed**

1 at Cleveland Browns, Nov 15, 2020  
...3 more at 1.

**Fumble Recoveries**  
**Tackles For Loss**

1 vs. Carolina Panthers, Sep 29, 2019  
1 at Pittsburgh Steelers, Sep 27, 2020  
...5 more at 1.

# TEXANS BIOS

## 2019 GAME-BY-GAME REGULAR SEASON STATISTICS (TEXANS)

2019 GAME BY GAME REGULAR SEASON STATISTICS (TEXT)																													
				TACKLES								INTERCEPTIONS					FUMBLES				ST				MISC				
W	DATE	OPPONENT	P/S	TK	S	A	SK	YDS	TFL	YDS	QBH	NO	YDS	LG	TD	PD	FF	FR	YDS	TK	S	A	FF	FR	S	A	W/L	SCORE	
01	09/09	at Saints	P	2	0	2	0.0	0.0	0	0	0	0	0	0	0	0	1	0	0	0	0	0	0	0	0	0	L	28-30	
02	09/15	Jaguars		INACTIVE																								W	13-12
03	09/22	at Chargers		INACTIVE																								W	27-20
04	09/29	Panthers	P	0	0	0	0.0	0.0	0	0	0	0	0	0	0	0	0	1	0	0	0	0	0	0	0	L	10-16		
05	10/06	Falcons		INACTIVE																								W	53-32
06	10/13	at Chiefs	P	0	0	0	0.0	0.0	0	0	0	0	0	0	0	0	0	0	0	0	0	0	0	0	0	W	31-24		
07	10/20	at Colts		INACTIVE																								L	23-30
08	10/27	Raiders	P	2	1	1	0.0	0.0	0	0	0	0	0	0	0	0	0	0	0	0	0	0	0	0	0	W	27-24		
09	11/03	at Jaguars	P	2	1	1	1.0	3.0	1	3	1	0	0	0	0	0	0	0	0	0	0	0	0	0	0	W	26-3		
11	11/17	at Ravens	P	3	2	1	0.0	0.0	0	0	0	0	0	0	0	0	0	0	0	0	0	0	0	0	0	L	7-41		
12	11/21	Colts	P	4	1	3	0.0	0.0	0	0	0	0	0	0	0	0	0	0	0	0	0	0	0	0	0	W	20-17		
13	12/01	Patriots		INACTIVE																								W	28-22
14	12/08	Broncos		INACTIVE																								L	24-38
15	12/15	at Titans	P	4	2	2	0.0	0.0	0	0	0	0	0	0	0	0	0	0	0	0	0	0	0	0	0	W	24-21		
16	12/21	at Buccaneers	P	0	0	0	0.0	0.0	0	0	1	0	0	0	0	0	0	0	0	0	0	0	0	0	0	W	23-20		
17	12/29	Titans	S	6	3	3	0.0	0.0	0	0	0	0	0	0	0	0	0	0	0	0	0	0	0	0	0	L	14-35		
2019 TOTALS			10-1	23	10	13	1.0	3.0	1	3	2	0	0	0	0	1	0	1	0	0	0	0	0	0	0	10-6			

## 2020 GAME-BY-GAME REGULAR SEASON STATISTICS (TEXANS)

				TACKLES								INTERCEPTIONS					FUMBLES			ST				MISC				
W	DATE	OPPONENT	P/S	TK	S	A	SK	YDS	TFL	YDS	QBH	NO	YDS	LG	TD	PD	FF	FR	YDS	TK	S	A	FF	FR	S	A	W/L	SCORE
01	09/10	at Chiefs	P	0	0	0	0.0	0.0	0	0	0	0	0	0	0	0	0	0	0	0	0	0	0	0	0	0	L	20-34
02	09/20	Ravens	P	0	0	0	0.0	0.0	0	0	0	0	0	0	0	0	0	0	0	0	0	0	0	0	0	0	L	16-33
03	09/27	at Steelers	P	2	2	0	1.0	9.0	1	9	1	0	0	0	0	0	0	0	0	0	0	0	0	0	0	0	L	21-28
04	10/04	Vikings	P	2	1	1	0.0	0.0	0	0	0	0	0	0	0	0	0	0	0	0	0	0	0	0	0	0	L	23-31
05	10/11	Jaguars	P	1	1	0	0.0	0.0	0	0	0	0	0	0	0	0	0	0	0	0	0	0	0	0	0	0	W	30-14
06	10/18	at Titans	S	2	2	0	0.0	0.0	0	0	0	0	0	0	0	0	0	0	0	0	0	0	0	0	0	0	L	36-42+
07	10/25	Packers	S	2	2	0	0.0	0.0	0	0	0	0	0	0	0	0	0	0	0	0	0	0	0	0	0	0	L	20-35
09	11/08	at Jaguars	S	1	1	0	0.0	0.0	0	0	0	0	0	0	0	1	0	0	0	0	0	0	0	0	0	0	W	27-25
10	11/15	at Browns	S	2	1	1	0.0	0.0	0	0	0	0	0	0	0	1	0	0	0	0	0	0	0	0	0	0	L	7-10
2020 TOTALS			9-4	12	10	2	1.0	9.0	1	9	1	0	0	0	0	2	0	0	0	0	0	0	0	0	0	0	2-7	

+ - Overtime

## 2019 GAME-BY-GAME POSTSEASON STATISTICS (TEXANS)

			2019 GAME BY GAME PERFORMANCE STATISTICS (LEAGUE)																								
W	DATE	OPPONENT	P/S	TACKLES								INTERCEPTIONS					FUMBLES			ST				MISC		W/L	SCORE
				TK	S	A	SK	YDS	TFL	YDS	QBH	NO	YDS	LG	TD	PD	FF	FR	YDS	TK	S	A	FF	FR	S		
01	01/04	Bills	P	0	0	0	0.0	0.0	0	0	0	0	0	0	0	0	0	0	0	0	0	0	0	0	W	22-19+	
02	01/12	at Chiefs		INACTIVE																				L	31-51		
2019 TOTALS			1-0	0	0	0	0.0	0.0	0	0	0	0	0	0	0	0	0	0	0	0	0	0	0	0	1-1		

+ - Overtime



# DESHAUN WATSON

QUARTERBACK

6-2 | 215 | CLEMSON

HOMETOWN: GAINESVILLE, GA. | AGE: 25

4TH NFL SEASON | 4TH WITH TEXANS | ACQUIRED: 01-'17

2020 GP/GS: 9/9 | CAREER GP/GS (POST): 47/46 (3/3)

TEAMS: HOU '17-20



4

**TRANSACTIONS:** Selected by the Houston Texans with the 12th pick in the first round (12th overall) of the 2017 NFL Draft...Signed contract extension with the Texans on Sept. 5, 2020.

## HONORS:

- ✦ AFC Offensive Player of the Month (2x – October 2017, October 2019)
- ✦ AFC Offensive Player of the Week (4x – Week 4, 2017; Week 3, 2019, Week 5, 2019; Week 13, 2019)
- ✦ Pro Bowl selection (2x – 2018-19)
- ✦ Pro Football Weekly All-Rookie (2017)
- ✦ NFL Offensive Rookie of the Month (October 2017)
- ✦ FedEx Air Player of the Week (Week 4, 2017)

## CAREER:

- ✦ Owns 12,255 passing yards, 89 passing touchdowns, 1,466 rushing yards and 15 rushing touchdowns in 47 career games (46 starts)
- ✦ Only player in NFL history to record consecutive seasons with 25-or-more passing touchdowns and five-or-more rushing touchdowns. Joins Steve Young (1994, 1998) as the only quarterbacks in NFL history with more than one of such season
- ✦ First player in NFL history to surpass 10,000 career passing yards and 1,000 career rushing yards in his first 40 career games
- ✦ First player in NFL history to record over 70 passing touchdowns and 15 rushing touchdowns in his first 40 games
- ✦ Joined Aaron Rodgers, Drew Brees, Steve Young and Peyton Manning (twice) as the only five players with at least 275 passing yards and a 105.0 passer rating in five consecutive games in a season in NFL history
- ✦ Became the fifth player since the AFL/NFL merger to record over 26 passing touchdowns and seven rushing touchdowns in a single season, joining Steve Young (1994), Daunte Culpepper (2000), Cam Newton (2015) and Lamar Jackson (2019)
- ✦ Owns 11 career games with at least 250 passing yards and 40 rushing yards, which ties Daunte Culpepper for the sixth-most in NFL history and is the most in the NFL since 2017
- ✦ Eclipsed 1,000 career rushing yards in his 30th game. Only seven quarterbacks in NFL history reached 1,000 career rushing yards faster: Lamar Jackson, Cam Newton, Michael Vick, Randall Cunningham, Robert Griffin, Josh Allen and Bobby Douglass

- ✦ Owns three games of five-or-more passing touchdowns and no interceptions, and did so within his first 28 career games. The next fastest player to record three-or-more games with five touchdown passes and no interceptions was Peyton Manning, who accomplished the feat in his 99th career game
- ✦ Became the fastest player to record 50 passing touchdowns and 10 rushing touchdowns in NFL history (27 games)
- ✦ Owns the most career postseason passing yards (870), postseason passing touchdowns (four), postseason completions (80) and the second-most postseason rushing yards (168) in Texans history

## 2020 (Houston 9/9):

- ✦ Completed 20-of-32 passes (62.5 percent) for 253 passing yards, one touchdown, one interception and a 84.5 rating while adding 27 rushing yards and one touchdown on six carries (4.5 avg.). Passed David Carr (1,235) for the most rushing yards by a quarterback in franchise history and the eighth-most rushing yards by any player in team history
- ✦ Threw for 275 yards and one touchdown pass on 25-of-36 completions (69.4 percent) and became the first player in NFL history with 10,000 passing yards and 1,000 rushing yards in their first 40 games in Week 2 vs. Baltimore (9/20)
- ✦ Completed 19-of-27 passes (70.4 percent) for 264 yards, two touchdowns, one interception and a 110.7 rating in Week 3 at Pittsburgh (9/27)
- ✦ Completed 20-of-33 passes (60.6 percent) for 300 yards, two touchdowns, no interceptions and a 110.7 rating in Week 4 vs. Minnesota (10/4), becoming the first quarterback in franchise history to throw for at least 250 passing yards in each of the first four games of a season
- ✦ Finished with 359 passing yards on 25-of-35 completed passes (71.4 percent), three touchdowns, two interceptions with a 109.1 rating in Week 5 vs. Jacksonville (10/11), tying for the longest streak in franchise history (three games) with at least 250 passing yards and two touchdown passes
- ✦ Completed 28-of-37 passes (75.7 percent) for 335 yards, four touchdowns, zero interceptions and a 138.9 rating in Week 6 at Tennessee (10/18). Logged his 12th career game with at least three touchdown passes, which ties Matt Schaub for the most in team history
- ✦ Completed 29-of-39 passes (74.4 percent) for 309 yards,



two touchdowns, zero interceptions and an 114.2 rating in Week 7 vs. Green Bay (10/25), notching his fifth-straight game with a passer rating of at least 100.0, which is a career-best and franchise record

- ✦ Finished with 281 passing yards on 19-of-32 completions (59.4 percent) with two touchdowns, zero interceptions and a 109.0 rating, while also adding 50 rushing yards on 10 carries (5.0 avg.) in Week 9 at Jacksonville (11/8). Became the eighth quarterback in NFL history and first in franchise history with at least 250 passing yards and one touchdown in each of the first eight games of a season

## 2019 (Houston 15/15, 2/2):

- ✦ Started in 15 games and threw for 3,852 passing yards, 26 passing touchdowns and 12 interceptions, while rushing 82 times for 413 yards (5.0 avg.) and seven touchdowns
- ✦ Started both postseason contests and totaled 635 pass yards and three touchdowns with no interceptions, while rushing 20 times for 92 yards (4.6 avg.) and two touchdowns
- ✦ In the season opener at New Orleans (9/9), completed 20-of-30 passes (66.7 percent) for 268 yards, three touchdowns, one interception and a 114.3 rating, while rushing for 40 yards and a touchdown.
- ✦ Completed 25-of-34 passes (73.5 percent) for 351 yards, three touchdowns, no interceptions and a 135.8 passer rating in the Week 3 victory over the L.A. Chargers (9/22). Became the fastest player in NFL history (26 games) to record 6,500 passing yards and 500 rushing yards, the fastest player in NFL history (26 games) to record 50 passing touchdowns and five rushing touchdowns and the fourth-fastest player in NFL history (26 games) to record 50 career passing touchdowns
- ✦ Completed 28-of-33 passes (84.8 percent) for 426 yards, five touchdowns, no interceptions and a 158.3 rating vs. Atlanta (10/6). Became the first player to throw for at least 400 yards and five touchdowns with five-or-fewer incompletions in a single game in NFL history. Became the third quarterback since 1950 to post at least 400 passing yards, five passing touchdowns and a 158.3 passer rating, joining Nick Foles (2003) and Jared Goff (2018)
- ✦ Completed 30-of-42 passes (71.4 percent) for 280 passing yards, one passing touchdown and one interception, while rushing for 42 yards and two touchdowns on 10 carries (4.2 avg.) at Kansas City (10/13), marking his second-career game with multiple rushing touchdowns, which passed David Carr for the most among quarterbacks in franchise history
- ✦ Completed 27-of-39 passes (69.2 percent) for 279 yards, three touchdowns, no interceptions and a 115.2 passer rating vs. Oakland (10/27), while also rushing for 46 yards on 10 carries (4.6 avg.)
- ✦ Finished with 201 passing yards and two touchdowns with no interceptions, completing 22-of-28 passes (78.6 percent) for a 120.4 passer rating in the win over Jacksonville at Wembley Stadium in London (11/3) while also adding 37 rushing yards on seven carries (5.3 avg.). Became the first player in NFL history to record over 17 passing touchdowns (18) and five rushing touchdowns (five) through the first nine games of a season
- ✦ Threw for 298 yards, two touchdowns and one interception in the Thursday night win over Indianapolis (11/21), completing 19-of-30 passes (63.3 percent) while also rushing for 10 yards on three carries (3.3

avg.). Joined Steve Young (1994) as the only players to record over 20 passing touchdowns, five rushing touchdowns and a passer rating above 100 through the first 11 games of a season in NFL history

- ✦ Completed 18-of-25 passes (72.0 percent) for 234 yards, three touchdowns, no interceptions and a 140.7 rating and also caught a six-yard touchdown pass in the fourth quarter vs. New England (12/1). Joined Jim McMahon (Week 4 of 1985) as the only players to have at least three passing touchdowns and a receiving touchdown in a single game in the Super Bowl era
- ✦ Posted 292 passing yards, two touchdowns, two interceptions and a 63.1 passer rating vs. Denver (12/8), while rushing for 44 yards and two touchdowns on six carries (7.3 avg.). Became the third player in NFL history to record over 24 passing touchdowns and seven rushing touchdowns while maintaining a passer rating above 100 through the first 13 games of a season (Steve Young and Lamar Jackson)
- ✦ Completed 20-of-25 passes (80.0 percent) for 247 yards, one touchdown, no interceptions and a 121.2 passer rating, while rushing for a team-high 55 yards and one touchdown on 14 carries (3.9 avg.) in the win over Buffalo in the Wild Card Round (1/4/20). Notched the second-highest passer rating in a postseason game since 2017, registered the second-longest rushing touchdown in Texans postseason history and set Texans single-game postseason records in passer rating (121.2), completion percentage (80.0) and yards per attempt (9.88)
- ✦ Completed 31-of-52 passes (59.6 percent) for 388 passing yards, two touchdowns, no interceptions and a 95.7 rating and ran for 37 yards and one touchdown on six carries (6.2 avg.) in the Divisional Round at Kansas City (1/12/20). Became the sixth player in NFL history to throw for over 375 passing yards and rush for over 25 rushing yards in a postseason game in NFL history, the fourth NFL player with over 375 passing yards and two passing touchdowns in a playoff game since he entered the league in 2017 and the first player in Texans history to throw a touchdown in three-consecutive postseason games

## 2018 (Houston 16/16, 1/1)

- ✦ Finished the season 345-of-505 passing (68.3 percent) for 4,165 yards, 26 touchdowns, nine interceptions and a franchise-record 103.1 passer rating. Also rushed 99 times for 551 yards (5.6 avg.) and five touchdowns
- ✦ Became the first quarterback to record at least 4,000 yards and 25 passing touchdowns and rush for 500 yards and five touchdowns in a single season in NFL history
- ✦ Threw for 310 yards, two touchdowns and one interception on 22-of-32 passing (68.8 percent) and rushed for 44 yards on five carries (8.8 avg.) at Tennessee (9/16)
- ✦ Completed 24-of-40 passes (60.0 percent) for 285 yards, two touchdowns, one interception and a 98.4 passer rating vs. the N.Y. Giants (9/23). Also rushed for a team-high 36 yards on five carries (7.2 avg.)
- ✦ Completed 29-of-42 passes (69.0 percent) for 375 yards and two touchdowns with one interception at Indianapolis (9/30). Also ran for 41 yards on six carries (6.8 avg.) and one touchdown. Became only the third quarterback since the NFL/AFL merger to throw for at least 375 yards and two touchdowns and rush for 40-or-

more yards and one touchdown. Matched Kurt Warner and Marc Bulger for the most games (eight) with multiple touchdown passes through a player's first 11 career games in NFL history

- ✦ Threw for 375 yards and one touchdown on 33-of-44 passing (75.0 percent) and rushed 10 times for 40 yards (4.0 avg.) vs. Dallas (10/7). Extended his streak of games with at least 375 yards passing and 35 yards rushing to three. No other quarterback has ever accomplished that feat in back-to-back games in NFL history
- ✦ Completed 16-of-20 passes (80.0 percent) for 239 yards, five touchdowns, no interceptions and a 156.0 passer rating vs. Miami (10/25). Recorded more touchdown passes (five) than incompletions (four) and led the team to three touchdown drives that lasted under one minute. Became the first quarterback to record multiple games with at least five touchdown passes within a player's first 15 career games since the AFL/NFL merger and the first since QB Norm Van Brocklin in 1950
- ✦ Finished with 210 yards and two touchdowns on 19-of-24 passing (79.2 percent) and rushed for a career-high 70 yards and one touchdown vs. Tennessee (11/26)
- ✦ Completed 22-of-31 passes (71.0 percent) for 224 yards and one touchdown and rushed seven times for 30 yards (4.3 avg.) vs. Cleveland (12/2). Set a franchise record for the most consecutive games with a touchdown pass (17)
- ✦ Threw for 267 yards and one touchdown, no interceptions and a 99.3 passer rating on 27-of-38 passing (71.1 percent) vs. Indianapolis (12/9). Rushed for 35 yards on five carries (7.0 avg.). Joined Cam Newton (2017) and Russell Wilson (2017) as the only quarterbacks to throw for at least 3,000 yards and 20 touchdowns and rush for 400 yards in a single season since the beginning of the 2016 season
- ✦ Completed 22-of-28 passes (78.6 percent) for 294 yards and two touchdowns at the N.Y. Jets (12/15). Also rushed for 26 yards on four attempts (6.5 avg.)
- ✦ Recorded 339 yards on 29-of-40 passes (72.5 percent) and two touchdowns, and rushed eight times for 49 yards (6.1 avg.) and two touchdowns at Philadelphia (12/23). Became the first quarterback to throw for at least 330 yards and two touchdowns and rush for 40 yards and two touchdowns in a single game since Michael Vick in Week 10 of the 2010 season. Watson, Vick and Steve Young are the only three quarterbacks in NFL history to accomplish the feat in a game
- ✦ Finished with 235 yards on 29-of-49 passing (59.1 percent) with one touchdown and one interception vs Indianapolis (1/5/19) in the Wild Card Round. Also rushed eight times for a career-high 76 yards (9.5 avg.). Joined Donovan McNabb and Colin Kaepernick as the only quarterbacks to throw for at least 200 yards and rush for 75 yards in a postseason game since 2000

## 2017 (Houston 7/6):

- ✦ Completed 126-of-204 passes (61.8 percent) for 1,699 yards and 19 touchdowns, while rushing for 269 yards and two touchdowns on 36 carries (7.5 avg.) in seven games as a rookie
- ✦ Set NFL records for most passing touchdowns (19) through a player's first seven career games and most passing touchdowns (18 in Weeks 3-8) by a rookie over any five-game span in NFL history

- ✦ Recorded three games with four-or-more passing touchdowns, joining Fran Tarkenton as the only rookies in NFL history to do so
- ✦ Joined Cam Newton as the only rookies in NFL history to average 240-or-more passing yards and 35-or-more rushing yards per game
- ✦ Was the first rookie quarterback in NFL history with two games of 300-or-more passing yards and 40-or-more rushing yards in a season
- ✦ Played in the second half of the season opener vs. Jacksonville (9/10). Threw for a touchdown on the first drive of his NFL career
- ✦ Made his first career start at Cincinnati (9/14) and recorded the longest rush ever by a Texans quarterback (49 yards), compiled the most rushing yards ever by a Texans quarterback (67), became the first quarterback to score touchdowns in his first two games with the Texans and led the team in both rushing and passing
- ✦ Became the first quarterback in franchise history and fourth rookie since 2000 to record 300-plus passing yards and 40-plus rushing yards in a single game at New England (9/24). Watson's 301 passing yards established a Texans single-game rookie record and he became the first rookie quarterback to throw for 300-plus yards against the defending Super Bowl champions since Cam Newton did so against the Green Bay Packers in 2011. Recorded his first multi-touchdown game and guided the Texans to their most points (30) since Week 16 of the 2015 season. Watson and RB D'Onta Foreman combined for 664 yards passing and rushing through the first three games of the season, the most by a rookie combination in franchise history and second most among rookie combinations in the NFL
- ✦ Completed 25-of-34 passes (73.5 percent) for 283 yards and four touchdowns and added 24 yards and one score on the ground vs. Tennessee (10/1). With his performance, Watson tied the all-time rookie quarterback record with five touchdowns in the game and became the first quarterback to throw for four touchdowns and run for one since Fran Tarkenton in 1961. Watson became the only rookie in NFL history with seven-or-more passing touchdowns and two-or-more rushing touchdowns in his team's first four games of a season, became the first rookie quarterback in team history with three-or-more touchdown passes in a game and led the Texans to a team-record 57 points
- ✦ Completed 16-of-31 passes (51.6 percent) for 261 yards and five touchdowns and added 31 rushing yards vs. Kansas City (10/8). With his Week 5 performance, Watson became the first rookie quarterback in NFL history to produce five-or-more touchdowns in consecutive games and became the second rookie quarterback to throw for four-or-more touchdowns in back-to-back games. Watson also became the first rookie quarterback to throw for 260 yards and rush for 20 yards in three consecutive games and became the first rookie quarterback to total 12 touchdowns in his first five games
- ✦ Threw for 225 yards and three touchdowns and added 23 rushing yards vs. Cleveland (10/15). His 15 passing touchdowns were the most by a rookie in his first six games and tied the NFL record for most passing touchdowns for a quarterback through his first six career games. Became the first rookie since the merger to throw

for three-or-more touchdown passes in three consecutive games and became the first rookie in NFL history with 225-or-more passing yards and 20-or-more rushing yards in four consecutive games. With the performance, Watson passed Ryan Mallet (1,170) for the ninth-most passing yards in Texans history, Ryan Fitzpatrick (184) for the third-most rushing yards by a quarterback in franchise history and tied Brock Osweiler (15) for the sixth-most passing touchdowns in team history

- ✦ Tallied 402 passing yards with four touchdowns and added 67 rushing yards on eight carries (8.4 avg.) at Seattle (10/29). He became the first quarterback in NFL history with 400-or-more passing yards, four-or-more passing touchdowns and 50-or-more rushing yards in a single game while also passing Kurt Warner for the most passing touchdowns (18) through a player's first seven career games in NFL history. His 18 passing touchdowns in his past five games are the most by a rookie over any five-game span in NFL history. Watson became the fifth quarterback and first rookie in NFL history to have a five-game stretch of 225-or-more passing yards and 20-or-more rushing yards, joining Andrew Luck (2015-16), Aaron Rodgers (2016), Daunte Culpepper (2004) and Randall Cunningham (1990). His four passing touchdowns tied Peyton Manning, Marcus Mariota and Dak Prescott for the most games (four) of three-or-more passing touchdowns by a rookie in NFL history
- ✦ Placed on the Reserve/Injured list on Nov. 3

## COLLEGE:

- ✦ Played three seasons (2014-16) at Clemson (S.C.) University
- ✦ Put up record numbers and guided Clemson to consecutive College Football Playoff appearances, with the school's second National Championship in 2016
- ✦ Led Clemson to 28 wins over his final two seasons and compiled a 32-3 record as a starter, which was the best winning percentage in school history for a quarterback
- ✦ Two-time Heisman Trophy finalist; finished third in the 2015 balloting with 148 first-place votes and second in 2016 with 269 first-place votes
- ✦ The first ACC player to finish in the top three of the voting on multiple occasions
- ✦ Two-time recipient of the Davey O'Brien Award, one of only four quarterbacks who can make that claim, and the first since Oklahoma's Jason White in 2003-04, also two-time winner of the Manning Award
- ✦ Finished third in ACC history in total offense (12,094), behind only NC State's Philip Rivers and Clemson's Tajh Boyd
- ✦ Threw for 10,163 yards and 90 career touchdowns
- ✦ Tops in Clemson history in career completion percentage (.674), passing efficiency (157.5) and total offense per game (318.3)
- ✦ In his career in the fourth quarter, passed for 16 touchdowns with only two interceptions
- ✦ CFP National Champion (2016)
- ✦ National Championship Game Most Valuable Offensive Player (2016)
- ✦ Fiesta Bowl Most Valuable Offensive Player (2016)
- ✦ Capital One Orange Bowl Offensive Most Valuable Player (2015)
- ✦ Scout.com National Player of the Year (2016)

- ✦ First-team All-America by AFCA, Associated Press, CBS Sports, ESPN.com, Football Writers Association and USA Today (2015)
- ✦ ACC Player of the Year (2015)
- ✦ ACC Championship Game Most Valuable Player (2015)
- ✦ Second-team All-America by AFCA and Associated Press (2016)
- ✦ Second-team All-America by Sporting News, Sports Illustrated and Walter Camp (2015, 2016)
- ✦ One of four quarterbacks to win the Davey O'Brien Award twice (2015, 2016)
- ✦ Manning Award (2015, 2016)
- ✦ All-ACC Academic Team (2015, 2016)
- ✦ Johnny Unitas Award (2016)
- ✦ Bobby Bowden Award (2016)
- ✦ Walter Camp Player of the Year finalist (2015, 2016)
- ✦ Maxwell Award semi-finalist (2016)
- ✦ Maxwell Award finalist (2015)
- ✦ Heisman Trophy Finalist (3rd - 2015, 2nd - 2016)
- ✦ Turned in one of the most decorated seasons in college football history, including being named a Heisman finalist and National Championship Game Most Valuable Offensive Player after leading Clemson to its second National Championship in 2016
- ✦ Set Clemson records by throwing for 4,593 yards and 41 touchdowns as a junior
- ✦ Completed 67 percent of his passes and accounted for 5,219 yards of total offense, 10 more than his total from the 2015 season
- ✦ Accounted for 50 touchdowns in all, with nine rushing scores
- ✦ Posted 463 yards of total offense and four total touchdowns to lead Tigers to dramatic 35-31 win over Alabama in the National Championship Game (1/9/17)
- ✦ Became Clemson's first winner of the prestigious Davey O'Brien and Manning Awards in 2015
- ✦ First player in FBS history with at least 4,000 passing yards and 1,000 rushing yards in a season as a sophomore
- ✦ Set National Championship Game record with 478 yards of total offense, including a passing total of 405 yards and four touchdowns vs. Alabama (1/11/16) as a sophomore
- ✦ Completed 93-of-137 passes for 1,466 yards and 14 touchdowns against only two interceptions in 330 snaps over eight games as a freshman in 2014

## PERSONAL:

- ✦ Four-year starter at Gainesville (Ga.) High School
- ✦ Set state career records for total offense yards (17,134) and total touchdowns (218)
- ✦ Notched 13,077 passing yards and 155 touchdowns along with 4,057 rushing yards and 63 touchdowns in his career
- ✦ Set the state career records for passing touchdowns and total offense yards by the end of his junior season
- ✦ Named state player of the year as a sophomore, junior and senior and earned Gatorade Player of the Year honors in Georgia as a senior
- ✦ Amassed 4,431 passing yards and 57 touchdowns against only five interceptions along with 1,057 rushing yards and 14 touchdowns as a senior
- ✦ Logged 5,700 total offense yards and 64 touchdowns, including 4,024 passing yards and 50 touchdowns, as a junior



## TEXANS BIOS

- ✦ No. 16 player and No. 1 dual-threat quarterback in the nation by ESPN
- ✦ No. 31 player and No. 1 dual-threat quarterback in the nation and No. 2 player in Georgia by Rivals.com

- ✦ Selected to play in the U.S. Army All-American Game and Under Armour All-American Game
- ✦ Earned undergraduate degree in communication in December 2016

### DESHAUN WATSON'S NFL REGULAR SEASON PASSING/RUSHING STATISTICS

DATE	TEAM	GP	GS	PASSING											RUSHING				
				ATT.	CMP.	PCT.	YDS	AVG.	TD	INT.	LG	SK	LST	RATE	NO.	YDS.	AVG.	LG	TD
2017	Texans	7	6	204	126	61.8	1,699	8.3	19	8	72t	19	116	103.0	36	269	7.5	49t	2
2018	Texans	16	16	505	345	68.3	4,165	8.2	26	9	73t	62	384	103.1	99	551	5.6	34	5
2019	Texans	15	15	495	333	67.3	3,852	7.8	26	12	54	44	257	98.0	82	413	5.0	30	7
2020	Texans	9	9	301	205	68.1	2,539	8.4	18	5	77t	26	140	107.0	48	233	4.9	16	1
<b>TOTALS</b>		<b>47</b>	<b>46</b>	<b>1,505</b>	<b>1,009</b>	<b>67.0</b>	<b>12,255</b>	<b>8.1</b>	<b>89</b>	<b>34</b>	<b>77t</b>	<b>151</b>	<b>897</b>	<b>102.2</b>	<b>265</b>	<b>1,466</b>	<b>5.5</b>	<b>49T</b>	<b>15</b>

### DESHAUN WATSON'S NFL POSTSEASON PASSING/RUSHING STATISTICS

DATE	TEAM	GP	GS	PASSING											RUSHING				
				ATT.	CMP.	PCT.	YDS	AVG.	TD	INT.	LG	SK	LST	RATE	NO.	YDS.	AVG.	LG	TD
2018	Texans	1	1	49	29	59.2	235	4.8	1	1	20	3	18	69.7	8	76	9.5	21	0
2019	Texans	2	2	77	51	66.2	635	8.2	3	0	54t	11	54	104.6	20	92	4.6	20t	2
<b>TOTALS</b>		<b>3</b>	<b>3</b>	<b>126</b>	<b>80</b>	<b>63.5</b>	<b>870</b>	<b>6.9</b>	<b>4</b>	<b>1</b>	<b>54t</b>	<b>14</b>	<b>72</b>	<b>91.0</b>	<b>28</b>	<b>168</b>	<b>6.0</b>	<b>21</b>	<b>2</b>

### SINGLE-GAME HIGHS: QUARTERBACK

<b>Pass Attempts</b>	50 vs. Denver Broncos, Dec 08, 2019	<b>Passer Rating</b>	158.3 vs. Atlanta Falcons, Oct 06, 2019
<b>Pass Completions</b>	33 vs. Dallas Cowboys, Oct 07, 2018	<b>Rush Attempts</b>	13 vs. Jacksonville Jaguars, Dec 30, 2018
<b>Yards Passing</b>	426 vs. Atlanta Falcons, Oct 06, 2019	<b>Rushing Yards</b>	70 vs. Tennessee Titans, Nov 26, 2018
<b>TD Passes</b>	5 vs. Atlanta Falcons, Oct 06, 2019	<b>Longest Runs</b>	49t at Cincinnati Bengals, Sep 14, 2017
	...2 more at 5.	<b>Rushing TDs</b>	2 vs. Denver Broncos, Dec 08, 2019
<b>Long Passes</b>	77t at Jacksonville Jaguars, Nov 08, 2020		...2 more at 2.
<b>Completion Percentage</b>	84.8 vs. Atlanta Falcons, Oct 06, 2019		

### SINGLE-GAME HIGHS - POSTSEASON: QUARTERBACK

<b>Pass Attempts</b>	52 at Kansas City Chiefs, Jan 12, 2020	<b>Passer Rating</b>	121.2 vs. Buffalo Bills, Jan 04, 2020
<b>Pass Completions</b>	31 at Kansas City Chiefs, Jan 12, 2020	<b>Rush Attempts</b>	14 vs. Buffalo Bills, Jan 04, 2020
<b>Yards Passing</b>	388 at Kansas City Chiefs, Jan 12, 2020	<b>Rushing Yards</b>	76 vs. Indianapolis Colts, Jan 05, 2019
<b>TD Passes</b>	2 at Kansas City Chiefs, Jan 12, 2020	<b>Longest Runs</b>	21 vs. Indianapolis Colts, Jan 05, 2019
<b>Long Passes</b>	54t at Kansas City Chiefs, Jan 12, 2020	<b>Rushing TDs</b>	1 at Kansas City Chiefs, Jan 12, 2020
<b>Completion Percentage</b>	80.0 vs. Buffalo Bills, Jan 04, 2020		...1 more at 1.



# TEXANS BIOS

## 2019 GAME-BY-GAME REGULAR SEASON STATISTICS (TEXANS)

W	DATE	OPPONENT	P/S	PASSING										RUSHING				W/L	SCORE
				ATT	CMP	YDS	PCT	Y/A	Y/C	TD	INT	LG	SK/YD	RATE	ATT	YDS	LG	TD	
01	09/09	at Saints	S	30	20	268	66.7	8.9	13.4	3	1	54	6/34	114.3	4	40	21t	1	L
02	09/15	Jaguars	S	29	16	159	55.2	5.5	9.9	0	0	31	4/22	70.9	4	5	4	1	W
03	09/22	at Chargers	S	34	25	351	73.5	10.3	14.0	3	0	53t	2/14	135.8	7	18	15	0	W
04	09/29	Panthers	S	33	21	160	63.6	4.8	7.6	0	0	14	6/32	75.3	3	12	10	1	L
05	10/06	Falcons	S	33	28	426	84.8	12.9	15.2	5	0	51	0/0	158.3	4	47	30	0	W
06	10/13	at Chiefs	S	42	30	280	71.4	6.7	9.3	1	2	23	0/0	77.5	10	42	10	2	W
07	10/20	at Colts	S	34	23	308	67.6	9.1	13.4	1	2	45	3/17	81.5	3	32	19	0	L
08	10/27	Raiders	S	39	27	279	69.2	7.2	10.3	3	0	46	3/21	115.2	10	46	12	0	W
09	11/03	at Jaguars	S	28	22	201	78.6	7.2	9.1	2	0	21	1/7	120.4	7	37	13	0	W
11	11/17	at Ravens	S	29	18	169	62.1	5.8	9.4	0	1	20	6/49	63.7	3	12	9	0	L
12	11/21	Colts	S	30	19	298	63.3	9.9	15.7	2	1	51	1/1	104.6	3	10	6	0	W
13	12/01	Patriots	S	25	18	234	72.0	9.4	13.0	3	0	35t	3/16	140.7	4	-1	2	0	W
14	12/08	Broncos	S	50	28	292	56.0	5.8	10.4	1	2	43t	3/12	63.1	6	44	16	2	L
15	12/15	at Titans	S	27	19	243	70.4	9.0	12.8	2	2	35	1/9	92.1	7	32	12	0	W
16	12/21	at Buccaneers	S	32	19	184	59.4	5.8	9.7	0	1	39	5/23	62.5	7	37	19	0	W
17	12/29	Titans		DID NOT PLAY															L
2019 TOTALS			15-15	495	333	3,852	67.3	7.8	11.6	26	12	54	44/257	98.0	82	413	30	7	10-6

## 2020 GAME-BY-GAME REGULAR SEASON STATISTICS (TEXANS)

W	DATE	OPPONENT	P/S	PASSING										RUSHING				W/L	SCORE
				ATT	CMP	YDS	PCT	Y/A	Y/C	TD	INT	LG	SK/YD	RATE	ATT	YDS	LG	TD	
01	09/10	at Chiefs	S	32	20	253	62.5	7.9	12.7	1	1	31	4/11	84.5	6	27	13	1	L
02	09/20	Ravens	S	36	25	275	69.4	7.6	11.0	1	1	38	4/22	89.5	5	17	8	0	L
03	09/27	at Steelers	S	27	19	264	70.4	9.8	13.9	2	1	34	5/33	110.7	1	5	5	0	L
04	10/04	Vikings	S	33	20	300	60.6	9.1	15.0	2	0	43	3/10	110.7	5	9	5	0	L
05	10/11	Jaguars	S	35	25	359	71.4	10.3	14.4	3	2	44t	1/2	109.1	2	25	14	0	W
06	10/18	at Titans	S	37	28	335	75.7	9.1	12.0	4	0	53t	2/15	138.9	4	26	11	0	L
07	10/25	Packers	S	39	29	309	74.4	7.9	10.7	2	0	30	3/23	114.2	7	38	14	0	L
09	11/08	at Jaguars	S	32	19	281	59.4	8.8	14.8	2	0	77t	2/14	109.0	10	50	16	0	W
10	11/15	at Browns	S	30	20	163	66.7	5.4	8.2	1	0	29	2/10	91.4	8	36	9	0	L
2020 TOTALS			9-9	301	205	2,539	68.1	8.4	12.4	18	5	77t	26/140	107.0	48	233	16	1	2-7

+ - Overtime

## 2019 GAME-BY-GAME POSTSEASON STATISTICS (TEXANS)

W	DATE	OPPONENT	P/S	PASSING										RUSHING				W/L	SCORE
				ATT	CMP	YDS	PCT	Y/A	Y/C	TD	INT	LG	SK/YD	RATE	ATT	YDS	LG	TD	
01	01/04	Bills	S	25	20	247	80.0	9.9	12.4	1	0	41	7/28	121.2	14	55	20t	1	W
02	01/12	at Chiefs	S	52	31	388	59.6	7.5	12.5	2	0	54t	4/26	95.7	6	37	10	1	L
2019 TOTALS			2-2	77	51	635	66.2	8.2	12.5	3	0	54t	11/54	104.6	20	92	20t	2	1-1

+ - Overtime



**J.J. WATT**

**DEFENSIVE END**

**6-5 | 288 | WISCONSIN**

**HOMETOWN: PEWAUKEE, WIS. | AGE: 31**

**10TH NFL SEASON | 10TH WITH TEXANS | ACQUIRED: D1-'11**

**2020 GP/GS: 9/9 | CAREER GP/GS (POST): 121/121 (8/6)**

**TEAMS: HOU '11-20**



**99**

**TRANSACTIONS:** Selected by the Houston Texans with the 11th pick in the first round (11th overall) of the 2011 NFL Draft...Signed a contract extension with the Texans on Sept. 2, 2014.

**HONORS:**

- ✦ Walter Payton NFL Man of the Year (2017)
- ✦ Sports Illustrated Person of the Year (2017)
- ✦ Associated Press and PFWA NFL Defensive Player of the Year (3x – 2012, 2014-15)
- ✦ Associated Press First-Team All-Pro (5x – 2012-15; 2018)
- ✦ Pro Bowl selection (5x – 2012-15, 2018) and 2014 Pro Bowl Captain
- ✦ NFL 101 AFC Defensive Player of the Year (3x – 2012, 2014-15)
- ✦ Pro Football Weekly/PFWA Defensive Most Valuable Player (3x – 2012, 2014-15)
- ✦ PFW First-Team All-Pro (4x – 2012-15)
- ✦ AFC Defensive Player of the Week (7x – Week 2, 2012; Week 15, 2012; Week 4, 2014; Week 11, 2014; Week 11, 2015; Week 17, 2015; Week 12, 2018) - second-most all-time
- ✦ AFC Defensive Player of the Month (6x – September, 2012; December, 2012; September, 2014; December, 2014; November, 2015; September, 2018)
- ✦ USA Football All-Fundamentals Team (2012)
- ✦ Houston Texans Rookie of the Year (2011)
- ✦ Pro Football Weekly/PFWA All-Rookie Team (2011)
- ✦ USA Today All-Joe Team (2011)
- ✦ NFL sack leader (2x – 2012, 2015)
- ✦ Bert Bell Award winner (2014)

**CAREER:**

- ✦ Has recorded 100.0 sacks, 16 fumble recoveries, 25 forced fumbles and 57 passes defended in his career
- ✦ Tops in franchise history with 100.0 sacks
- ✦ Holds the fourth-most sacks through a player's first 121 career games in NFL history, trailing Reggie White (124.0 sacks from 1985-92), DeMarcus Ware (109.0 sacks from 2005-12) and Bruce Smith (103.5 sacks from 1985-93)
- ✦ Reached 100.0 career sacks in his 120th game, which made him the fourth-fastest player in NFL history to total 100.0 sacks
- ✦ Became the first player in NFL history with at least 150 career tackles for loss and 100.0 sacks in their first 120 games
- ✦ Remains the only player in NFL history with at least 15.0 percent of a franchise's total sacks

- ✦ Became the second-fastest NFL player to reach 80.0 career sacks, doing so in his 92nd career game. Hall of Fame DE Reggie White accomplished the feat in 70 career games
- ✦ Passed Derrick Thomas (66.0) for the second-most career sacks in a player's first five seasons in NFL history
- ✦ In his 75th career game, became the second-fastest player in NFL history to reach 70.0 sacks (Reggie White, 57 games)
- ✦ Became the second-fastest player in NFL history to reach 75.0 career sacks, as he did so in his 82nd career game. Hall of Fame DE Reggie White accomplished the feat in his 65th career game
- ✦ Leads the NFL with 271 quarterback hits and 164 tackles for loss and ranks second in the NFL in sacks since entering the league in 2011
- ✦ The only player in NFL history with 20-or-more sacks and 10-or-more passes defended in the same season, which he accomplished twice (2012, 2014)
- ✦ Recorded his fourth career 15.0-sack season (2012, 2014, 2015, 2018), which is the second-most in the NFL since 1982. Reggie White is the only other player to notch three 15.0-sack seasons in his first five years in the league
- ✦ Has registered 26 career games with multiple sacks, which is the most in the NFL since 2011 and tied for the third-most in NFL history through 121 career games
- ✦ Has six games with 3.0-or-more sacks in his career
- ✦ The first Texan with four seasons (2012-15) of 10.0-or-more sacks in his career (no other player in franchise history has three)
- ✦ Owns the four highest single-season sack totals in team history (2012, 2014, 2015, 2018)
- ✦ Posted 50-or-more quarterback hits in two straight seasons (2014-15)
- ✦ Has blocked four kicks in his career, including a franchise-record two in 2013
- ✦ One of two players to record 10.0 sacks and 10 passes defended in two different seasons since 1991 (Jason Taylor)
- ✦ Posted his fourth straight season (2012-15) with 40-or-more quarterback hits and reached 200 career quarterback hits. His 2012-15 seasons are currently the top four single-season quarterback hit totals since 2006
- ✦ His 36.5 sacks through his first three seasons were the seventh-most in NFL history for a player through their first three seasons
- ✦ Became first player in NFL history with 14 passes

defensed and 14 sacks in the same season in 2012

- ✦ His 36.5 combined sacks and passes defensed in 2012 were the most by a player since 1991, when passes defensed became an official statistic
- ✦ Emerged on the national scene in the playoffs following the 2011 season with 3.5 sacks and an interception return for a touchdown in the postseason
- ✦ Became the fastest defensive lineman to reach 50 career passes defensed in NFL history, doing so in his 100th game, passing Kevin Williams and Jason Taylor who each reached the milestone in their 123rd games
- ✦ Became the first player in NFL history to record at least eight total tackles, 3.0 sacks, three tackles for loss, four quarterback hits and one forced fumble in three separate career games (Week 15 of 2012, Week 17 of 2015 and Week 3 of 2018). There has only been six occurrences in NFL history since tackles for loss became an official statistic where a player recorded at least eight total tackles, 3.0 sacks, three tackles for loss, four quarterback hits and one forced fumble in a game and Watt is responsible for three of them. DeMarcus Ware, James Harrison and Aaron Donald are the only other NFL players to accomplish the feat once

## 2020 (Houston 9/9):

- ✦ Totaled three tackles (two solo) and two quarterback hits, which was his 68th career game with multiple quarterback hits, tying Jared Allen for the most games with multiple quarterback hits in NFL history
- ✦ Posted his 26th career multi-sack game, which is the most in the NFL since 2011 and the second-most in NFL history through 114 games after recording two solo tackles, 2.0 sacks, one pass defensed and three quarterback hits in Week 2 vs. Baltimore (9/20)
- ✦ Finished with two total tackles, one fumble recovery and one pass defensed in Week 5 vs. Jacksonville (10/11). His 16 fumble recoveries are the most in the NFL since 2011 & the 14th-most in NFL history
- ✦ Logged his sixth career game with at least 1.0 sack, one pass defensed and one forced fumble, which tied him for the sixth-most in NFL history in Week 6 at Tennessee (10/18)
- ✦ Finished with five (four solo) total tackles, two tackles for loss in Week 7 vs. Green Bay (10/25), totaling his 45th career game with multiple tackles for loss, which is the most in the NFL since 2011, the most in franchise history and the second-most since TFLs became an official stat
- ✦ Strip-sacked QB Jake Luton for a seven-yard loss to record his 100th career sack and become the 35th player in NFL history and fourth-fastest (120 games) to do so in Week 9 at Jacksonville (11/8). He joined Lawrence Taylor as the only players in NFL history with at least 100.0 sacks and three NFL Defensive Player of the Year awards

## 2019 (Houston 8/8, 2/0):

- ✦ Started in eight regular season games before suffering an injury and missing the rest of the regular season
- ✦ Totaled 24 tackles (15 solo), four tackles for loss, 4.0 sacks, 21 quarterback hits, three passes defensed, one forced fumble and two fumble recoveries
- ✦ Returned to action for both playoff games and recorded two total tackles (one solo), one tackle for loss, 1.0 sack, two quarterback hits and one pass defensed

- ✦ Notched his first fumble recovery of the season vs. Jacksonville (9/15) and tied Julius Peppers (14) for the most in the NFL since 2011. Added two total tackles and one quarterback hit in the contest
- ✦ Posted five total tackles (three solo), 2.0 sacks, two tackles for loss and five quarterback hits in the Week 3 win over the L.A. Chargers (9/22). Passed Henry Thomas (93.5 from 1987-2000) for 43rd on the NFL's all-time sack list. Notched his first-career sack against the Chargers and has now recorded a sack against 27-of-31 other NFL teams
- ✦ Registered six total tackles (three solo), 1.0 sack, one forced fumble, one fumble recovery and two quarterback hits vs. Carolina (9/29). Now owns a franchise-record and is tied for the second-most sacks through a players first 108 career games with 95.0, trailing Reggie White (111.0) and tying DeMarcus Ware (95.0). Passed Julius Peppers (14) for the most fumble recoveries in the NFL since 2011
- ✦ Recorded three total tackles (two solo), 1.0 sack, one tackle for loss, five quarterback hits and one pass defensed vs. Atlanta (10/6). Passed Steve McMichael (95.0) and Robert Porcher (95.5) for 41st on the NFL's all-time sack list and notched his first pass defensed of the season and passed Phillip Daniels (51) for the sixth-most passes defensed (52) by a defensive lineman in NFL history
- ✦ Recorded three total tackles (three solo), one pass defensed and six quarterback hits at Indianapolis (10/20). Registered his 67th career game with multiple quarterback hits, which leads the NFL since 2011 and passes DeMarcus Ware (66) for the second-most games with multiple quarterback hits in NFL history
- ✦ Posted three total tackles (three solo), one tackle for loss and one pass defensed vs. Oakland (10/27). Notched his third pass defensed of the season and now owns the sixth-most passes defensed (54) among defensive linemen in NFL history
- ✦ Returned in the Wild Card Round vs. Buffalo (1/4/20) after missing eight games due to injury and registered two solo tackles (one solo), 1.0 sack for eight yards, one tackle for loss and two quarterback hits. Now owns the second-most career postseason sacks in Texans history with 6.0, trailing Whitney Mercilus (7.0) and owns a postseason franchise-record nine tackles for loss in his career
- ✦ Notched one pass defensed in the Divisional Round at Kansas City (1/12/20)

## 2018 (Houston 16/16, 1/1):

- ✦ Finished the season with 61 total tackles (47 solo), 16.0 sacks, 25 quarterback hits, 18 tackles for loss, four passes defensed and a career-high seven forced fumbles
- ✦ Earned First Team All-Pro honors at defensive end and Second Team All-Pro honors as an interior defensive lineman
- ✦ Recorded his fourth season with at least 15.0 sacks, which is the second-most in NFL history, behind only Reggie White (five)
- ✦ Earned AFC Defensive Player of the Month honors for his play during the month of September
- ✦ Registered six total tackles (four solo), two tackles for loss and one forced fumble at Tennessee (9/16)
- ✦ Finished with eight total tackles (four solo), 3.0 sacks, three tackles for loss, four quarterback hits and one



forced fumble vs. the N.Y. Giants (9/23). Became the first player in the NFL to record five total tackles, 1.0 sack, two tackles for loss and a forced fumble in the first half this season

- ✦ Tallied four solo tackles, 2.0 sacks, one tackle for loss, one quarterback hit and two forced fumbles at Indianapolis (9/30). Recorded multiple sacks in back-to-back games for the seventh time in his NFL career, which is the most in NFL history. Clay Matthews, Demarcus Ware, Jared Allen and Jason Pierre-Paul are all tied for second with three each
- ✦ Notched two total tackles (two solo), 1.0 sack, one tackle for loss and two quarterback hits vs. Dallas (10/7)
- ✦ Recorded three total tackles, 1.0 sack, one tackle for loss and one quarterback hit vs. Buffalo (10/14). Tied for the NFL lead in sacks (7.0) with Vikings DE Danielle Hunter. Recorded 1.0 sack in four consecutive games for the sixth time in his career, which is the second-most in the NFL since 2011 (Broncos OLB Von Miller – seven)
- ✦ Tallied one total tackle, one quarterback hit and one pass defended at Jacksonville (10/21). Passed S Glover Quin (47) for the fifth-most passes defended in franchise history
- ✦ Notched four total tackles (three solo) 1.0 sack, two tackles for loss, one quarterback hit and one pass defended vs. Miami (10/25)
- ✦ Recorded two solo tackles, 1.0 sack, one tackle for loss and three quarterback hits at Denver (11/4)
- ✦ Registered a season-high nine total tackles (six solo), 1.5 sacks, two quarterback hits, one tackle for loss and one forced fumble vs. Tennessee (11/26). Watt recorded his 20th career forced fumble and set a new career high for forced fumbles in a single season with five
- ✦ Became the fastest defensive lineman to reach 50 career passes defended in NFL history, doing so in his 100th game and passing Jason Taylor and Kevin Williams who each reached the milestone in their 121st game
- ✦ Finished with two total tackles (two solo), 1.0 sack, two quarterback hits, one tackle for loss and one pass defended vs. Indianapolis (12/9). Sacked Colts QB Andrew Luck for an 11th time in his career, which is the most sacks against any quarterback in Watt's career. Passed Leonard Little (87.5) for 49th on the NFL's all-time sack list
- ✦ Notched six total tackles (four solo), 2.0 sacks, two tackles for loss, two quarterback hits and one forced fumble at the N.Y. Jets (12/15). Joined Rams DT Aaron Donald as the only players to record three games with at least 2.0 sacks and one forced fumble in 2018
- ✦ Finished with four total tackles (three solo), 1.5 sacks, one quarterback hit and one forced fumble vs. Jacksonville (12/30)
- ✦ Recorded two total tackles (two solo), one tackle for loss, one quarterback hit and two passes defended in the Wild Card Round vs. Indianapolis (1/5/19)

## 2017 (Houston 5/5):

- ✦ Recorded 15 total tackles (11 solo), five quarterback hits, three tackles for loss and two passes defended in five games played
- ✦ Started in his return to the field and recorded one tackle and one quarterback hit vs. Jacksonville (9/10)
- ✦ Recorded six combined tackles with five solo stops, one quarterback hit and one pass defended at Cincinnati (9/14)

- ✦ Tallied six total tackles for the second consecutive game and recorded two quarterback hits and three tackles for loss at New England (9/24)
- ✦ Moved into a tie for fifth in team history with 47 career passes defended vs. Tennessee (10/1)
- ✦ Placed on the Reserve/Injured list on Oct. 11

## 2016 (Houston 3/3, 0/0):

- ✦ Spent the entire preseason on the Active/Physically Unable to Perform list
- ✦ Moved from the Active/Physically Unable to Perform list to the active roster on Sept. 3
- ✦ Tied for the team lead with three quarterback hits in the season opener vs. Chicago (9/11)
- ✦ Finished with five total tackles, 1.5 sacks, two quarterback hits, one tackle for loss and one fumble recovery vs. Kansas City (9/18)
- ✦ Recorded a sack in his third straight regular season game against Kansas City, dating back to Oct. 20, 2013, when he brought down Chiefs QB Alex Smith for a four-yard loss (9/18)
- ✦ Placed on the Reserve/Injured list on Sept. 28, breaking a streak of 83 consecutive starts since entering the NFL

## 2015 (Houston 16/16, 1/1):

- ✦ Totaled 76 total tackles (57 solo), 17.5 sacks, 50 quarterback hits, 29 tackles for loss, eight passes defended, three forced fumbles and one fumble recovery in 16 games
- ✦ Finished with nine tackles (all solo), including six for a loss and 2.0 sacks vs. Kansas City (9/13)
- ✦ His 2.0 sacks tied for the most in a season opener in franchise history (Mario Williams, 3x – last: vs. Indianapolis, 9/11/11)
- ✦ Became the eighth player in team history to record 300 career tackles (304)
- ✦ Posted a sack in the fourth straight home opener (2012-15) of his career
- ✦ Recorded his 60th career sack in his 66th career game, which is the second-fastest in NFL history behind only Reggie White who accomplished the feat in his 47th game (9/20)
- ✦ Finished second on the team with seven tackles (six solo) and recorded 2.0 sacks, four quarterback hits and three tackles for loss at Miami (10/25)
- ✦ Set a single-game career high with 10 quarterback hits vs. Tennessee (11/1)
- ✦ Finished the game with five tackles (three solo), 10 quarterback hits, 2.5 sacks, one tackle for loss and one forced fumble vs. Tennessee (11/1)
- ✦ Led the team with eight solo tackles, including five for loss, 2.0 sacks and five quarterback hits vs. N.Y. Jets (11/22)
- ✦ Finished the game with five tackles (three solo), 2.0 sacks and eight quarterback hits vs. New Orleans (11/29)
- ✦ In his 75th career game, became the second-fastest player in NFL history to reach 70.0 sacks (Reggie White, 57 games)
- ✦ Named AFC Defensive Player of the Month for November (fifth time in his career)
- ✦ Has recorded 15.5 career sacks in 10 games against Tennessee, which is his highest total against any team. He



has notched 2.0-or-more sacks in three of the last four games against the Titans and in six overall in the series

- ✦ Led the team with eight tackles (five solo), to go along with a single-game season-high 3.0 sacks, three tackles for loss, four quarterback hits, two passes defended, one forced fumble and one fumble recovery vs. Jacksonville (1/3/16)
- ✦ His sack total ranks as the third-highest single-season mark in franchise history behind his 20.5 sacks in 2012 and 2014
- ✦ Recorded his third career 15.0-sack season, which is tied for the second-most in the NFL since 1982. Reggie White is the only other player to notch three 15.0-sack seasons in his first five years in the league
- ✦ Posted 50-or-more quarterback hits for the second straight season (51 in 2014)
- ✦ Named AFC Defensive Player of the Week in Week 17

## 2014 (Houston 16/16):

- ✦ Totaled 78 tackles, 20.5 sacks, 29 tackles for loss, 50 quarterback hits, five fumble recoveries and four forced fumbles
- ✦ Started and played in every game for the fourth consecutive season.
- ✦ Tied his career high with 20.5 sacks and became the first player in NFL history with 20 or more sacks in two different seasons (2012 and 2014)
- ✦ Named the AFC Defensive Player of the Month twice (September and December)
- ✦ Recorded five total touchdowns (three receiving, one interception return and one fumble return) and a safety to finish with 32 points scored
- ✦ Recorded a sack, 3.0 tackles, five quarterback hits, 2.0 tackles for loss and recovered a fumble vs. Washington (9/7)
- ✦ Became the first defensive player in franchise history to score from scrimmage on a 1-yard touchdown reception at Oakland (9/14)
- ✦ Notched his first career regular season interception and returned it 80 yards for a touchdown, which is tied for the sixth longest return in NFL history for a defensive lineman, in Week 4 vs. Buffalo (9/28). Also had a career-high nine quarterback hits, five tackles and a pass defended
- ✦ Recorded 2.0 sacks, one tackle for loss, a forced fumble, fumble recovery, six quarterback hits and caught a one-yard touchdown pass in the fourth quarter vs. Tennessee (11/30) in Week 13
- ✦ Became Texans all-time sack leader with 54.0 sacks in Week 16 vs. Baltimore (12/21) when he sacked Ravens QB Joe Flacco on fourth-and-10 in the fourth quarter
- ✦ Became the first player in NFL history to record two seasons with more than 20 sacks (20.5 in 2012 and again in 2014), as he finished with 3.0 sacks, four tackles for loss, three quarterback hits, a forced fumble, safety and team-high six tackles vs. Jacksonville (12/28) in Week 17. Had 2.0-or-more sacks in all six division games this season and six sacks in two games against Jacksonville

## 2013 (Houston 16/16):

- ✦ Led the NFL in quarterback hits (46) and was second in tackles for loss (22) while setting a career high with 117 tackles (71 solo) to go along with a team-best 10.5 sacks, seven passes defended, four forced fumbles, two fumble

recoveries and two blocked kicks

- ✦ Recorded nine tackles (five solo), 1.0 sack and a forced fumble at Kansas City (10/20)
- ✦ Recorded eight tackles (four solo), 1.0 sack, one pass defended and blocked a field goal attempt vs. Indianapolis (11/3)
- ✦ Notched seven tackles (five solo), one sack and set career highs with two forced fumbles and two fumble recoveries at Arizona (11/10)
- ✦ Tallied 2.0 sacks along with 13 tackles (eight solo) vs. Oakland (11/17). His 2.0 sacks marked the ninth time in his career that he has recorded at least two in a game
- ✦ Totaled nine solo tackles, 1.0 sack, a season-high five tackles for loss, a pass defended and forced a fumble at Tennessee (12/29)

## 2012 (Houston 16/16, 2/2):

- ✦ Named the AP Defensive Player of the Year after he led the NFL with a franchise single-season record 20.5 sacks on the season
- ✦ Set a single-season NFL record for defensive linemen with 16 passes defended
- ✦ Earned AP First-Team All-Pro honors and was selected as Pro Bowl starter for the AFC after leading the Texans with 107 tackles (85 solo), 16 passes defended, four forced fumbles and two recoveries
- ✦ Contributed to 95 plays that either resulted in no gain or negative yardage
- ✦ Had six total tackles (four solo), 1.5 sacks, and three passes defended, two of which were intercepted by his teammates in the season opener vs. Miami (9/9)
- ✦ Led the defense with 10 total tackles while sacking Broncos QB Peyton Manning 2.5 times at Denver (9/23)
- ✦ Recorded seven tackles (five solo) including 2.0 sacks and recovered a fumble at Tennessee (9/30)
- ✦ Made seven total tackles (six solo) including 2.0 sacks of Aaron Rodgers vs. Green Bay (10/14)
- ✦ Sacked Colts QB Andrew Luck 3.0 times for a total loss of 22 yards, tallied 13 total tackles and forced a fumble for the third consecutive game vs. Indianapolis (12/16).
- ✦ Became the ninth player in NFL history to record 20.0 or more sacks in a season when he sacked Vikings QB Christian Ponder for a loss of three yards in the third quarter vs. Minnesota (12/23). He also forced a fumble in his fourth consecutive game. It was his fourth of the season, tying a franchise single-season record
- ✦ Registered four solo tackles, all of which were for a loss, one quarterback hit on an incomplete pass, and batted down his 16th pass of the season at Indianapolis (12/30)
- ✦ Led the team with five tackles and recorded two tackles for loss and two passes defended in AFC Wild Card Playoff vs. Cincinnati (1/5/13)
- ✦ Sacked Bengals QB Andy Dalton for a 9-yard loss in the first quarter in AFC Wild Card Playoff vs. Cincinnati (1/5/13), raising his career postseason sack total to 4.5
- ✦ Recorded a half sack and four total tackles in AFC Divisional Playoff at New England (1/13/13), raising his career postseason sack total to 5.0

## 2011 (Houston 16/16, 2/2):

- ✦ Started all 16 games as a rookie, recording 59 tackles (52 solo), 5.5 sacks, four passes defended, two fumble recoveries and blocked a field goal to earn Houston

## TEXANS BIOS

### Texans Rookie of the Year honors

- Recorded one fumble recovery, one quarterback pressure and five solo tackles in the season opener vs. Indianapolis (9/11)
- Blocked a field goal and recorded four tackles (three solo) at Miami (9/18)
- Recorded his first career sack to go along with four solo tackles at New Orleans (9/25)
- Intercepted a pass in the second quarter and returned it 29 yards for a touchdown to go along with a sack of Bengals QB Andy Dalton for a 7-yard loss in AFC Wild Card Playoff vs. Cincinnati (1/7/12)
- Recorded game-high 12 tackles (nine solo) and 2.5 sacks for a loss of 22 yards in AFC Divisional Playoff at Baltimore (1/15/12)

### COLLEGE:

- Played two seasons (2009-10) at the University of Wisconsin–Madison (Wis.)
- Redshirted the 2008 season at Wisconsin after transferring from Central Michigan University in Mount Pleasant, Mich., where he spent the 2007 campaign
- Started all 26 games he played in for the Badgers at strongside defensive end, recording 106 total tackles (74 solo) with 11.5 sacks for a loss of 75 yards, 36.5 stops for losses of 144 yards and 28 quarterback pressures
- Recovered five fumbles (one with Central Michigan) and caused four others, blocked four kicks and deflected 13 passes in his college career
- All-America first-team selection by The NFL Draft Report, earning second-team honors from the Associated Press and Sports Illustrated and consensus All-Big Ten Conference first-team choice

- Recipient of the Lott IMPACT Trophy and was also named Lott IMPACT Player of the Week for his performance vs. Ohio State
- Started all 13 games in 2010 at strongside defensive end, finishing second on the team with 62 total tackles (42 solos) while leading the Badgers with 7.0 sacks for minus-56 yards, finishing third nationally with 21.0 stops for losses totaling 91 yards
- Blocked three kicks and deflected eight passes and intercepted another for a 15-yard return
- Sophomore All-American and second-team All-Big Ten Conference selection by The NFL Draft Report in 2009, earning All-Big Ten honorable mention from the league's coaches and media and also chosen Academic All-Big Ten
- Life sciences communication major, earning Academic All-Big Ten Conference honors

### PERSONAL:

- Raised more than \$37 million for Hurricane Harvey relief for Houston
- Received an honorary doctorate from Baylor College of Medicine
- Served as the Grand Marshal of the 2012 Houston Livestock Show and Rodeo and Art Car Parades
- Founded and serves on the board of directors of the Justin J. Watt Foundation which provides support to after-school athletic programs in Wisconsin and Texas
- Attended Pewaukee (Wisc.) High School and earned All-Woodland Conference, All-Area and All-Parkland County honors as a senior while garnering All-State accolades
- Received Woodland Conference Player of the Year recognition in 2006

### J.J. WATT'S NFL REGULAR SEASON DEFENSIVE STATISTICS

DATE	TEAM	GP	GS	TACKLES								INTERCEPTIONS					FUMBLES			ST						MISC	
				TK	S	A	TFL	YDS	SK	YDS	QBH	NO	YDS	LG	TD	PD	FF	FR	YDS	TK	S	A	FF	FR	S	A	
2011	Texans	16	16	56	49	7	13	4	5.5	47.5	19	0	0	0	0	4	0	2	2	0	0	0	0	0	0	0	
2012	Texans	16	16	81	69	12	39	14	20.5	138.5	43	0	0	0	0	16	4	2	7	0	0	0	0	0	0	0	
2013	Texans	16	16	80	65	15	22	83	10.5	70.5	46	0	0	0	0	7	4	2	0	0	0	0	0	0	0	0	
2014	Texans	16	16	78	59	19	29	139	20.5	140.0	51	1	80	80t	1	10	4	5	59	0	0	0	0	0	0	0	
2015	Texans	16	16	76	57	19	29	126	17.5	117.5	50	0	0	0	0	8	3	1	0	0	0	0	0	0	0	0	
2016	Texans	3	3	8	1	7	1	4	1.5	5.0	5	0	0	0	0	0	0	1	0	0	0	0	0	0	0	0	
2017	Texans	5	5	15	11	4	3	11	0.0	0.0	5	0	0	0	0	2	0	0	0	0	0	0	0	0	0	0	
2018	Texans	16	16	61	47	14	18	104	16.0	119.0	25	0	0	0	0	4	7	0	0	0	0	0	0	0	0	0	
2019	Texans	8	8	24	15	9	4	25	4.0	34.5	21	0	0	0	0	3	1	2	0	0	0	0	0	0	0	0	
2020	Texans	9	9	31	21	10	6	22	4.0	34.0	8	0	0	0	0	3	2	1	0	0	0	0	0	0	0	0	
NFL TOTALS		121	121	510	394	116	164	532	100.0	706.5	273	1	80	80t	1	57	25	16	68	0	0	0	0	0	0	0	

### J.J. WATT'S NFL POSTSEASON DEFENSIVE STATISTICS

DATE	TEAM	GP	GS	TACKLES								INTERCEPTIONS						FUMBLES			ST					MISC	
				TK	S	A	TFL	YDS	SK	YDS	QBH	NO	YDS	LG	TD	PD	FF	FR	YDS	TK	S	A	FF	FR	S	A	
2011	Texans	2	2	14	11	3	4	0	3.5	29.0	4	1	29	29t	1	1	0	0	0	0	0	0	0	0	0	0	
2012	Texans	2	2	9	6	3	3	0	1.5	13.5	3	0	0	0	0	2	0	0	0	0	0	0	0	0	0	0	
2015	Texans	1	1	1	0	1	0	0	0.0	0.0	0	0	0	0	0	0	0	0	0	0	0	0	0	0	0	0	
2018	Texans	1	1	2	2	0	1	2	0.0	0.0	1	0	0	0	0	2	0	0	0	0	0	0	0	0	0	0	
2019	Texans	2	0	2	1	1	1	8	1.0	8.0	2	0	0	0	0	1	0	0	0	0	0	0	0	0	0	0	
NFL TOTALS		8	6	28	20	8	9	10	6.0	50.5	10	1	29	29t	1	6	0	0	0	0	0	0	0	0	0	0	

# TEXANS BIOS

## SINGLE-GAME HIGHS: DEFENSIVE

<b>Total Tackles</b>	10 vs. Indianapolis Colts, Dec 16, 2012	<b>Tackles For Loss</b>	6 vs. Kansas City Chiefs, Sep 13, 2015
<b>Sacks</b>	3.0 vs. New York Giants, Sep 23, 2018 ...5 more at 3.0.	<b>Interceptions</b>	1 vs. Buffalo Bills, Sep 28, 2014
<b>Passes Defensed</b>	3 vs. Indianapolis Colts, Oct 09, 2014 ...3 more at 3.	<b>Interception Return Yards</b>	80 vs. Buffalo Bills, Sep 28, 2014
<b>Forced Fumbles</b>	2 at Indianapolis Colts, Sep 30, 2018 ...1 more at 2.	<b>Safeties</b>	1 vs. Jacksonville Jaguars, Dec 28, 2014
<b>Fumble Recoveries</b>	2 at Arizona Cardinals, Nov 10, 2013		

## SINGLE-GAME HIGHS - POSTSEASON: DEFENSIVE

<b>Total Tackles</b>	12 at Baltimore Ravens, Jan 15, 2012	<b>Tackles For Loss</b>	3 at Baltimore Ravens, Jan 15, 2012
<b>Sacks</b>	2.5 at Baltimore Ravens, Jan 15, 2012	<b>Interceptions</b>	1 vs. Cincinnati Bengals, Jan 07, 2012
<b>Passes Defensed</b>	2 vs. Indianapolis Colts, Jan 05, 2019 ...1 more at 2.	<b>Interception Return Yards</b>	29 vs. Cincinnati Bengals, Jan 07, 2012

## 2019 GAME-BY-GAME REGULAR SEASON STATISTICS (TEXANS)

2019 GAME BY GAME REGULAR SEASON STATISTICS (TEXANS)																													
W	DATE	OPPONENT	P/S	TACKLES								INTERCEPTIONS					FUMBLES			ST				MISC				W/L	SCORE
				TK	S	A	SK	YDS	TFL	YDS	QBH	NO	YDS	LG	TD	PD	FF	FR	YDS	TK	S	A	FF	FR	S	A			
01	09/09	at Saints	S	0	0	0	0.0	0.0	0	0	0	0	0	0	0	0	0	0	0	0	0	0	0	0	0	0	0	L	28-30
02	09/15	Jaguars	S	2	0	2	0.0	0.0	0	0	1	0	0	0	0	0	0	1	0	0	0	0	0	0	0	0	0	W	13-12
03	09/22	at Chargers	S	5	3	2	2.0	9.5	2	10	6	0	0	0	0	0	0	0	0	0	0	0	0	0	0	0	0	W	27-20
04	09/29	Panthers	S	6	3	3	1.0	16.0	0	0	2	0	0	0	0	0	1	1	0	0	0	0	0	0	0	0	0	L	10-16
05	10/06	Falcons	S	3	2	1	1.0	9.0	1	9	5	0	0	0	0	1	0	0	0	0	0	0	0	0	0	0	0	W	53-32
06	10/13	at Chiefs	S	2	1	1	0.0	0.0	0	0	1	0	0	0	0	0	0	0	0	0	0	0	0	0	0	0	0	W	31-24
07	10/20	at Colts	S	3	3	0	0.0	0.0	0	0	6	0	0	0	0	1	0	0	0	0	0	0	0	0	0	0	0	L	23-30
08	10/27	Raiders	S	3	3	0	0.0	0.0	1	6	0	0	0	0	0	1	0	0	0	0	0	0	0	0	0	0	0	W	27-24
09	11/03	at Jaguars									RESERVE/INJURED															W	26-3		
11	11/17	at Ravens									RESERVE/INJURED															L	7-41		
12	11/21	Colts									RESERVE/INJURED															W	20-17		
13	12/01	Patriots									RESERVE/INJURED															W	28-22		
14	12/08	Broncos									RESERVE/INJURED															L	24-38		
15	12/15	at Titans									RESERVE/INJURED															W	24-21		
16	12/21	at Buccaneers									RESERVE/INJURED															W	23-20		
17	12/29	Titans									RESERVE/INJURED															L	14-35		
2019 TOTALS			8-8	24	15	9	4.0	34.5	4	25	21	0	0	0	0	3	1	2	0	0	0	0	0	0	0	0	10-6		

## 2020 GAME-BY-GAME REGULAR SEASON STATISTICS (TEXANS)

				TACKLES								INTERCEPTIONS					FUMBLES			ST				MISC					
W	DATE	OPPONENT	P/S	TK	S	A	SK	YDS	TFL	YDS	QBH	NO	YDS	LG	TD	PD	FF	FR	YDS	TK	S	A	FF	FR	S	A	W/L	SCORE	
01	09/10	at Chiefs	S	4	3	1	0.0	0.0	0	0	2	0	0	0	0	0	0	0	0	0	0	0	0	0	0	0	L	20-34	
02	09/20	Ravens	S	2	2	0	2.0	10.0	2	10	3	0	0	0	0	1	0	0	0	0	0	0	0	0	0	0	L	16-33	
03	09/27	at Steelers	S	4	1	3	0.0	0.0	0	0	0	0	0	0	0	0	0	0	0	0	0	0	0	0	0	0	L	21-28	
04	10/04	Vikings	S	3	2	1	0.0	0.0	0	0	0	0	0	0	0	0	0	0	0	0	0	0	0	0	0	0	L	23-31	
05	10/11	Jaguars	S	2	0	2	0.0	0.0	0	0	0	0	0	0	0	1	0	1	0	0	0	0	0	0	0	0	W	30-14	
06	10/18	at Titans	S	4	4	0	1.0	15.0	1	3	1	0	0	0	0	1	1	0	0	0	0	0	0	0	0	0	L	36-42+	
07	10/25	Packers	S	5	4	1	0.0	0.0	2	5	0	0	0	0	0	0	0	0	0	0	0	0	0	0	0	0	L	20-35	
09	11/08	at Jaguars	S	2	2	0	1.0	9.0	0	0	2	0	0	0	0	0	1	0	0	0	0	0	0	0	0	0	W	27-25	
10	11/15	at Browns	S	5	3	2	0.0	0.0	1	4	0	0	0	0	0	0	0	0	0	0	0	0	0	0	0	0	L	7-10	
2020 TOTALS			9-9	31	21	10	4.0	34.0	6	22	8	0	0	0	0	3	2	1	0	0	0	0	0	0	0	0	2-7		

+ - Overtime

# TEXANS BIOS

## 2019 GAME-BY-GAME POSTSEASON STATISTICS (TEXANS)

W	DATE	OPPONENT	P/S	TACKLES								INTERCEPTIONS					FUMBLES			ST					MISC		W/L	SCORE
				TK	S	A	SK	YDS	TFL	YDS	QBH	NO	YDS	LG	TD	PD	FF	FR	YDS	TK	S	A	FF	FR	S	A		
01	01/04	Bills	P	2	1	1	1.0	8.0	1	8	2	0	0	0	0	0	0	0	0	0	0	0	0	0	0	W	22-19+	
02	01/12	at Chiefs	P	0	0	0	0.0	0.0	0	0	0	0	0	0	0	1	0	0	0	0	0	0	0	0	0	L	31-51	
2019 TOTALS			2-0	2	1	1	1.0	8.0	1	8	2	0	0	0	0	1	0	0	0	0	0	0	0	0	0	1-1		

+ - Overtime





# JON WEEKS

LONG SNAPPER

5-10 | 242 | BAYLOR

HOMETOWN: BETHPAGE, N.Y. | AGE: 34

11TH NFL SEASON | 11TH WITH TEXANS | ACQUIRED: FA-'10

2020 GP/GS: 9/0 | CAREER GP/GS (POST): 169/0 (10/0)

TEAMS: HOU '10-20



46

**TRANSACTIONS:** Signed by the Houston Texans as a free agent on April 28, 2010...Re-signed with the Texans on March 5, 2012...Signed a contract extension with the Texans on Sept. 7, 2015...Re-signed with the Texans on March 21, 2020...Released by the Texans on Sept. 5, 2020...Signed by the Texans on Sept. 7, 2020.

## CAREER:

- Named to the 2015 Pro Bowl
- Signed by the Texans during the 2010 offseason and made the roster out of training camp
- Has handled 1,652 extra point, field goal and punt snaps and has contributed with 31 special teams tackles
- Tied for first (Andre Johnson) in Texans history with 169 career games played, having played in every game since 2010
- Owens a streak of 169 consecutive regular season games played, the longest streak in Texans history
- The only Texan to play in every postseason game in team history
- One of only 10 players across the NFL to play in every game of the 2010s decade

## 2020 (Houston 9/0):

- Appeared in the season opener at Kansas City (9/10)
- Notched his first special teams tackle of the season in Week 3 at Pittsburgh (9/27)
- Tied Andre Johnson for the most games played in franchise history (169) in Week 10 at Cleveland (11/15)

## 2019 (Houston 16/0, 2/0):

- Snapped for every punt and kick in 16 regular season games and two postseason contests
- Handled nine total kicks in the Wild Card Round vs. Buffalo (1/4/20), including the game-winning field goal in overtime
- Handled 10 total kicks including six punts, three field goals and one extra point at Tampa Bay (12/21)
- Snapped for 10 total kicks, including seven punts, two field goals and one extra point vs. Jacksonville (9/25)

## 2018 (Houston 16/0, 1/0):

- Snapped on all punts and kicks in all 16 games, helping K Ka'imi Fairbairn score 150 points, the most points in a single season in franchise history
- Handled Fairbairn's 37 made field goals, which set a

single-season franchise record

- Set a new Texans franchise record by playing in his 129th consecutive game (2010-18), passing K Kris Brown (123 straight games from 2002-09)

## 2017 (Houston 16/0):

- Served as long snapper on extra points, field goals and punts in all 16 regular season games
- Notched a special teams tackle at Cincinnati (9/14)
- Played in his 115th straight game at New England (9/24), passing Chester Pitts for the second-longest streak in Texans history
- Handled seven extra points, three field goals and two punts vs. Tennessee (10/1)
- Handled five punts, five extra points and one field goal at Seattle (10/29)
- Recorded his second special teams tackle of the season vs. Indianapolis (11/5)
- Handled three field goal attempts, one extra point attempt and four punts at Baltimore (11/27)
- Notched two special teams tackles vs. Pittsburgh (12/25)

## 2016 (Houston 16/0, 2/0):

- Served as long snapper on extra points, field goals and punts in all 16 regular season games and both postseason contests
- Helped K Nick Novak set the franchise single-season record with 35 made field goals
- Played in the 100th regular season game of his career vs. Tennessee (10/2) in Week 4
- Logged special teams tackles at New England (9/22) in Week 3 and vs. Tennessee (10/2) in Week 4

## 2015 (Houston 16/0, 1/0):

- Named to his first Pro Bowl
- Served as long snapper on extra points, field goal and punts in all 16 games
- Notched a career-high eight special teams tackles
- Recovered a fumble on a punt return by Titans WR Harry Douglas in the first quarter at Tennessee (12/27). RB Alfred Blue forced the fumble on the play, which led to a 22-yard field goal by K Nick Novak
- Served as the long snapper in Wild Card Game vs. Kansas City (1/9/16), his fifth career postseason game

## 2014 (Houston 16/0):

- Served as long snapper on extra points, field goal and

## TEXANS BIOS

- punts in all 16 games
- ✎ Made a special teams tackle at N.Y. Giants (9/21)
- ✎ Recorded a special teams tackle at Dallas (10/5) in Week 5

### 2013 (Houston 16/0):

- ✎ Saw action on special teams in all 16 games and made a career-high six special teams tackles

### 2012 (Houston 16/0, 2/0):

- ✎ Served as long snapper on extra points, field goal and punts in all 16 games plus both playoff games
- ✎ Helped K Shayne Graham set the team scoring record with 138 points
- ✎ Helped P Donnie Jones set the team punting record with a net average of 40.5 yards
- ✎ Recorded a special teams tackle at Denver (9/30)

### 2011 (Houston 16/0, 2/0):

- ✎ Served as long snapper on extra points, field goal and punts for all 16 games of the season
- ✎ Helped K Neil Rackers set then-team records for field goals made (32) and points in a season (135)
- ✎ Made his postseason debut and saw action on special teams in AFC Wild Card Playoff vs. Cincinnati (1/7/12)

### 2010 (Houston 16/0):

- ✎ Served as long snapper on extra points, field goal and punts in all 16 contests
- ✎ Efforts helped K Neil Rackers convert 27-of-30 field goal attempts and 43-of-43 extra point opportunities
- ✎ Made his professional debut long snapping in the season opener vs. Indianapolis (9/12)

- ✎ Snapped on punt and field goal attempts at Washington (9/19) including Rackers' game-winning 35-yard field goal
- ✎ Contributed to Rackers hitting all three field goal attempts including a career long of 57 yards at Denver (12/26)

### COLLEGE:

- ✎ Played four seasons (2004-07) at Baylor University in Waco, Texas
- ✎ Originally attended Baylor as an invited walk-on
- ✎ Earned a scholarship after his freshman season
- ✎ Was discovered at a special teams camp by the Baylor special teams coach
- ✎ Snapped for two-time Ray Guy Award winner Daniel Sepulveda
- ✎ Handled the long-snapping chores for Baylor from 2004-07 and earned four varsity letters

### PERSONAL:

- ✎ Was in training to be an EMT when called by the Texans for a tryout
- ✎ An all-region offensive and defensive lineman for Mountain Ridge High School in Glendale, Ariz.
- ✎ Two-way player of the year selection
- ✎ Friday Night Fever Defensive Line Player of the Year
- ✎ Received the Curley Culp Award as Arizona's best defensive lineman
- ✎ Mountain Ridge recorded four straight winning records during his prep career and captured regional titles in both 2000 and 2002
- ✎ Mountain Lions went 24-2 during Weeks' last two seasons, which included a 14-1 mark and a state semifinal appearance as a junior in 2002

### JON WEEKS' NFL REGULAR SEASON SPECIAL TEAMS STATISTICS

DATE	TEAM	GP	GS	TK	S	A	FF	FR
2010	Texans	16	0	3	1	2	0	0
2011	Texans	16	0	0	0	0	0	0
2012	Texans	16	0	2	0	2	0	0
2013	Texans	16	0	6	2	4	0	0
2014	Texans	16	0	2	2	0	0	0
2015	Texans	16	0	8	6	2	0	1
2016	Texans	16	0	2	2	0	0	0
2017	Texans	16	0	4	1	3	0	0
2018	Texans	16	0	1	0	1	0	0
2019	Texans	16	0	2	0	2	0	0
2020	Texans	9	0	1	1	0	0	0
NFL TOTALS		169	0	31	15	16	0	1

### JON WEEKS' NFL POSTSEASON SPECIAL TEAMS STATISTICS

DATE	TEAM	GP	GS	TK	S	A	FF	FR
2011	Texans	2	0	1	1	0	0	0
2012	Texans	2	0	0	0	0	0	0
2015	Texans	1	0	0	0	0	0	0
2016	Texans	2	0	0	0	0	0	0
2018	Texans	1	0	0	0	0	0	0
2019	Texans	2	0	0	0	0	0	0
NFL TOTALS		10	0	1	1	0	0	0

# TEXANS BIOS

## 2020 GAME-BY-GAME REGULAR SEASON STATISTICS (TEXANS)

W	DATE	OPPONENT		W/L	SCORE
01	09/10	at Chiefs	P	L	20-34
02	09/20	Ravens	P	L	16-33
03	09/27	at Steelers	P	L	21-28
04	10/04	Vikings	P	L	23-31
05	10/11	Jaguars	P	W	30-14
06	10/18	at Titans	P	L	36-42+
07	10/25	Packers	P	L	20-35
09	11/08	at Jaguars	P	W	27-25
10	11/15	at Browns	P	L	7-10
<b>2020 TOTALS</b>			<b>9</b>	<b>2-7</b>	

+ - Overtime

## 2019 GAME-BY-GAME POSTSEASON STATISTICS (TEXANS)

W	DATE	OPPONENT		W/L	SCORE
01	01/04	Bills	P	W	22-19+
02	01/12	at Chiefs	P	L	31-51
<b>2019 TOTALS</b>			<b>2</b>	<b>1-1</b>	

+ - Overtime

## 2019 GAME-BY-GAME REGULAR SEASON STATISTICS (TEXANS)

W	DATE	OPPONENT	P/S	TK	S	ST	A	FF	FR	W/L	SCORE
01	09/09	at Saints	P	1	0		1	0	0	L	28-30
02	09/15	Jaguars	P	0	0		0	0	0	W	13-12
03	09/22	at Chargers	P	0	0		0	0	0	W	27-20
04	09/29	Panthers	P	1	0		1	0	0	L	10-16
05	10/06	Falcons	P	0	0		0	0	0	W	53-32
06	10/13	at Chiefs	P	0	0		0	0	0	W	31-24
07	10/20	at Colts	P	0	0		0	0	0	L	23-30
08	10/27	Raiders	P	0	0		0	0	0	W	27-24
09	11/03	at Jaguars	P	0	0		0	0	0	W	26-3
11	11/17	at Ravens	P	0	0		0	0	0	L	7-41
12	11/21	Colts	P	0	0		0	0	0	W	20-17
13	12/01	Patriots	P	0	0		0	0	0	W	28-22
14	12/08	Broncos	P	0	0		0	0	0	L	24-38
15	12/15	at Titans	P	0	0		0	0	0	W	24-21
16	12/21	at Buccaneers	P	0	0		0	0	0	W	23-20
17	12/29	Titans	P	0	0		0	0	0	L	14-35
<b>2019 TOTALS</b>			<b>16-0</b>	<b>2</b>	<b>0</b>		<b>2</b>	<b>0</b>	<b>0</b>	<b>10-6</b>	

# TEXANS BIOS

## 2020 GAME-BY-GAME REGULAR SEASON STATISTICS (TEXANS)

				TACKLES								INTERCEPTIONS					FUMBLES			ST					MISC				
W	DATE	OPPONENT	P/S	TK	S	A	SK	YDS	TFL	YDS	QBH	NO	YDS	LG	TD	PD	FF	FR	YDS	TK	S	A	FF	FR	S	A	W/L	SCORE	
01	09/10	at Chiefs	P	0	0	0	0.0	0.0	0	0	0	0	0	0	0	0	0	0	0	0	0	0	0	0	0	0	L	20-34	
02	09/20	Ravens	P	0	0	0	0.0	0.0	0	0	0	0	0	0	0	0	0	0	0	0	0	0	0	0	0	0	L	16-33	
03	09/27	at Steelers	P	0	0	0	0.0	0.0	0	0	0	0	0	0	0	0	0	0	0	0	1	1	0	0	0	0	L	21-28	
04	10/04	Vikings	P	0	0	0	0.0	0.0	0	0	0	0	0	0	0	0	0	0	0	0	0	0	0	0	0	0	L	23-31	
05	10/11	Jaguars	P	0	0	0	0.0	0.0	0	0	0	0	0	0	0	0	0	0	0	0	0	0	0	0	0	0	W	30-14	
06	10/18	at Titans	P	0	0	0	0.0	0.0	0	0	0	0	0	0	0	0	0	0	0	0	0	0	0	0	0	0	L	36-42+	
07	10/25	Packers	P	0	0	0	0.0	0.0	0	0	0	0	0	0	0	0	0	0	0	0	0	0	0	0	0	0	L	20-35	
09	11/08	at Jaguars	P	0	0	0	0.0	0.0	0	0	0	0	0	0	0	0	0	0	0	0	0	0	0	0	0	0	W	27-25	
10	11/15	at Browns	P	0	0	0	0.0	0.0	0	0	0	0	0	0	0	0	0	0	0	0	0	0	0	0	0	0	L	7-10	
2020 TOTALS			9-0	0	0	0	0.0	0.0	0	0	0	0	0	0	0	0	0	0	0	0	1	1	0	0	0	0	0	2-7	

+ - Overtime

## 2019 GAME-BY-GAME POSTSEASON STATISTICS (TEXANS)

W	DATE	OPPONENT	P/S	TACKLES							INTERCEPTIONS					FUMBLES			ST					MISC		W/L	SCORE
				TK	S	A	SK	YDS	TFL	YDS	QBH	NO	YDS	LG	TD	PD	FF	FR	YDS	TK	S	A	FF	FR	S	A	
01	01/04	Bills	P	0	0	0	0.0	0.0	0	0	0	0	0	0	0	0	0	0	0	0	0	0	0	0	0	W	22-19+
02	01/12	at Chiefs	P	0	0	0	0.0	0.0	0	0	0	0	0	0	0	0	0	0	0	0	0	0	0	0	0	L	31-51
2019 TOTALS			2-0	0	0	0	0.0	0.0	0	0	0	0	0	0	0	0	0	0	0	0	0	0	0	0	0	1-1	

+ - Overtime





**HOUSTON**  
**TEXANS**

**TEXANS RECORDS**

# TEXANS RECORDS - LEADERS

## ALL-TIME LEADERS

### RUSHING YARDS

Player	Att	Yds	Avg	Lg	TD
Arian Foster, 2009-15	1,454	6,472	4.5	74t	54
Domanick Williams#, 2003-05	770	3,195	4.2	51	23
Lamar Miller, 2016-19	716	2,934	4.1	97t	13
Alfred Blue, 2014-18	673	2,407	3.6	48	8
Ben Tate, 2011-13	421	1,992	4.7	60	10
Steve Slaton, 2008-11	425	1,832	4.3	71t	12
<b>Deshaun Watson, 2017-20</b>	<b>265</b>	<b>1,466</b>	<b>5.5</b>	<b>49t</b>	<b>15</b>
Ron Dayne, 2006-07	345	1,385	4	39	11
David Carr, 2002-06	268	1,235	4.6	36	8
Jonathan Wells, 2002-05	374	1,167	3.1	37	10

# - Domanick Williams known as Domanick Davis prior to 2006.

### RECEIVING YARDS

Player	Rec	Yds	Avg	Lg	TD
Andre Johnson, 2003-14	1,012	13,597	13.4	77t	64
DeAndre Hopkins, 2013-19	632	8,602	13.6	76t	54
Owen Daniels, 2006-13	385	4,617	12.0	44	29
Kevin Walter, 2006-12	326	4,083	12.5	61	24
Will Fuller V, 2016-20	<b>197</b>	<b>2,859</b>	<b>14.5</b>	<b>77t</b>	<b>22</b>
Arian Foster, 2009-15	249	2,268	9.1	78t	14
Jabar Gaffney, 2002-05	171	2,009	11.8	69	7
Corey Bradford, 2002-05	130	1,992	15.3	81	18
Jacoby Jones, 2007-11	127	1,741	13.7	80t	11
Ryan Griffin, 2013-18	136	1,491	11.0	47	7

### SCRIMMAGE YARDS (RUSHING & RECEIVING)

Player	Rushing	Receiving	Total
Andre Johnson, 2003-14	54	13,597	13,651
Arian Foster, 2009-15	6,472	2,268	8,740
DeAndre Hopkins, 2013-19	11	8,602	8,613
Owen Daniels, 2006-13	-	4,617	4,617
Domanick Williams#, 2003-05	3,195	1,276	4,471
Kevin Walter, 2006-12	82	4,083	4,165
Lamar Miller, 2016-19	2,934	678	3,612
Alfred Blue, 2014-18	2,407	470	2,877
<b>Will Fuller V, 2016-20</b>	<b>6</b>	<b>2,859</b>	<b>2,865</b>
Steve Slaton, 2008-11	1,832	811	2,643

# - Domanick Williams known as Domanick Davis prior to 2006.

### ALL-PURPOSE YARDS

Player	Total	Rush	Rec.	PR/KR
Andre Johnson, 2003-14	13,651	54	13,597	-/-
Arian Foster, 2009-15	8,740	6,472	2,268	-/-
DeAndre Hopkins, 2013-19	8,613	11	8,602	-/-
Jacoby Jones, 2007-11	5,091	40	1,741	1,820/1,490
Owen Daniels, 2006-13	4,617	-	4,617	-/-
Domanick Williams#, 2003-05	4,585	3,195	1,276	24/90
Kevin Walter, 2006-12	4,172	82	4,083	0/7
Lamar Miller, 2016-19	3,612	2,934	678	-/-

André Davis, 2007-09	3,598	-	855	0/2,743
Steve Slaton, 2008-11	3,410	1,832	811	0/767

# - Domanick Williams known as Domanick Davis prior to 2006.

### PASSING (Min. 500 att.)

Player	Att	Comp	Pct	Yds	TD	INT	Lg	Rtg
Matt Schaub, 2007-13	3,020	1,951	64.6	23,221	124	78	80t	90.9
David Carr, 2002-06	2,070	1,243	60.1	13,391	59	65	81	75.5
<b>Deshaun Watson, 2017-20</b>	<b>1,505</b>	<b>1,009</b>	<b>67.0</b>	<b>12,255</b>	<b>89</b>	<b>34</b>	<b>77t</b>	<b>102.2</b>
Brock Osweiler, 2016	510	301	59.0	2,957	15	16	53	72.2

### PASSING YARDS

Player	Att	Comp	Pct	Yds	TD	INT	Lg	Rtg
Matt Schaub, 2007-13	3,020	1,951	64.6	23,221	124	78	80t	90.9
David Carr, 2002-06	2,070	1,243	60	13,391	59	65	81	75.5
<b>Deshaun Watson, 2017-20</b>	<b>1,505</b>	<b>1,009</b>	<b>67.0</b>	<b>12,255</b>	<b>89</b>	<b>34</b>	<b>77t</b>	<b>102.2</b>
Sage Rosenfels, 2006-08	453	297	65.6	3,380	24	23	61	84.3
Brock Osweiler, 2016	510	301	59	2,957	15	16	53	72.2
Brian Hoyer, 2015	369	224	60.7	2,606	19	7	49	91.4
Ryan Fitzpatrick, 2014	312	197	63.1	2,483	17	8	76t	95.3
Case Keenum, 2013-14	330	182	55.2	2,195	11	8	66	76.8
Tom Savage, 2014, 2016-17	315	181	57.5	2,000	5	7	57	72.5
T.J. Yates, 2011-13, 2015, 2017	320	176	55	1,993	10	10	61t	71.3

### SCORING

Player	TD	PAT	FG	2PT	TP
Kris Brown, 2002-09	0	251	172	0	767
Arian Foster, 2009-15	68	0	0	1	410
<b>Ka'imi Fairbairn, 2016-20</b>	<b>0</b>	<b>128</b>	<b>91</b>	<b>0</b>	<b>404</b>
Andre Johnson, 2003-14	64	0	0	2	388
DeAndre Hopkins, 2013-19	54	0	0	2	328
Neil Rackers, 2010-11	0	82	59	0	259
Randy Bullock, 2013-15	0	69	61	0	252
Nick Novak, 2015-17	0	51	53	0	210
Owen Daniels, 2006-13	29	0	0	0	174
Domanick Williams#, 2003-05	28	0	0	0	168

# - Domanick Williams known as Domanick Davis prior to 2006.

### FIELD GOALS

Player	FGM	FGA	Pct.	Lg
Kris Brown, 2002-09	172	223	77.1	57
<b>Ka'imi Fairbairn, 2016-20</b>	<b>89</b>	<b>106</b>	<b>83.9</b>	<b>55</b>
Randy Bullock, 2013-15	61	76	80.2	55
Neil Rackers, 2010-11	59	68	86.8	57



# TEXANS RECORDS - LEADERS

Nick Novak, 2015-16	53	62	85.5	53
Shayne Graham, 2012	31	38	81.6	51

## PUNTING AVERAGE (Min. 250 punts)

Player	No	Yds	Avg	In20	Lg	Blk
Shane Lechler, 2013-17	430	20,463	47.6	147	71	1
Matt Turk, 2007-11	254	10,735	42.3	88	62	0
Chad Stanley, 2002-06	437	17,908	41	135	62	2

## PUNT RETURN YARDS

Player	No	Yds	Avg	Lg	TD
Jacoby Jones, 2007-11	179	1,820	10.2	79t	3
Keshawn Martin, 2012-15	86	766	8.9	87t	1
J.J. Moses, 2003-04	72	553	7.7	40	0
Tyler Ervin, 2016-18	56	496	8.9	57	0
DeAndre Carter, 2018-20	49	456	9.3	30	0
Will Fuller V, 2016-20	22	314	14.3	67t	1
Keith Humphery, 2015-16	36	280	7.8	20	0
Jermaine Lewis, 2002	36	280	7.8	48	0
Avion Black, 2002	14	188	13.4	76t	1
Phillip Buchanon, 2005-06	20	180	9	45	0

## KICKOFF RETURN YARDS

Player	No	Yds	Avg	Lg	TD
André Davis, 2007-09	108	2,743	25.4	104t	3
J.J. Moses, 2003-04	117	2,658	22.7	70	0
Jerome Mathis, 2005-07	72	2,054	28.5	99t	3
Keshawn Martin, 2012-15	68	1,707	25.1	54	0
Jacoby Jones, 2007-11	64	1,490	23.3	95t	1
Dexter Wynn, 2006-07	52	1,193	22.9	39	0
Jermaine Lewis, 2002	46	961	20.9	45	0
Steve Slaton, 2008-11	39	767	19.7	50	0
DeAndre Carter, 2018-20	35	779	22.3	31	0
Danieal Manning, 2011-14	28	659	23.5	46	0

## INTERCEPTIONS

Player	No	Yds	Avg	Lg	TD
Johnathan Joseph, 2011-19	17	410	24	82t	4
Kareem Jackson, 2010-18	16	336	21	65	3
Dunta Robinson, 2004-09	13	162	12.5	61	1
Andre Hal, 2014-18	12	102	9	31	1
Marcus Coleman, 2002-05	11	217	19.7	102t	1
Aaron Glenn, 2002-04	11	221	20.1	70t	2
Quintin Demps, 2010-16	9	101	11.2	42	0
Brian Cushing, 2009-17	8	50	6.3	20	1
Jason Allen, 2010-11	7	35	5	34	0
A.J. Bouye, 2013-16	6	129	21.5	67	1

## TACKLES

Player	Solo	Assist	Total
Brian Cushing, 2009-17	424	240	664
DeMeco Ryans, 2006-11	479	157	636
Kareem Jackson, 2010-18	465	91	556
Benardrick McKinney, 2015-20	312	213	525

J.J. Watt, 2011-20	394	116	510
Johnathan Joseph, 2011-19	421	61	482
Jamie Sharper, 2002-04	300	142	442
Zach Cunningham, 2017-20	269	146	415
Dunta Robinson, 2004-09	332	64	396
Morlon Greenwood, 2005-08	289	96	385

## SACKS

Player	Sacks	Yards
J.J. Watt, 2011-20	100.0	697.5
Mario Williams, 2006-11	53.0	320.5
Whitney Mercilus, 2012-20	53.0	293
Jadeveon Clowney, 2011-18	29.0	230
Antonio Smith, 2009-13, 2016	27.5	182
Connor Barwin, 2009-12	19.0	136.5
Kailee Wong, 2002-06	15.0	68.5
Brooks Reed, 2011-14	14.5	83.5
Brian Cushing, 2009-17	13.5	80.5
Jason Babin, 2004-06	13.0	85

# YEAR-BY-YEAR LEADERS

## RUSHING YARDS

Year	Player	Att	Yds	Avg	Long	TD
2002	Jonathan Wells	197	529	2.7	37	3
2003	Domanick Williams	238	1,031	4.3	51	8
2004	Domanick Williams	302	1,188	3.9	44	13
2005	Domanick Williams	230	976	4.2	44	2
2006	Ron Dayne	151	612	4.1	19	5
2007	Ron Dayne	194	773	4	39	6
2008	Steve Slaton	268	1,282	4.8	71t	9
2009	Steve Slaton	131	437	3.3	32t	3
2010	Arian Foster	327	1,616	4.9	74t	16
2011	Arian Foster	278	1,224	4.4	43	10
2012	Arian Foster	351	1,424	4.1	46	15
2013	Ben Tate	181	771	4.3	60	4
2014	Arian Foster	260	1,246	4.8	51	8
2015	Alfred Blue	183	698	3.8	41	2
2016	Lamar Miller	268	1,073	4	45	5
2017	Lamar Miller	238	888	3.7	21	3
2018	Lamar Miller	210	973	4.63	97	5
2019	Carlos Hyde	245	1,070	4.37	58	6
2020	David Johnson	103	408	3.96	29	3

## RECEIVING YARDS

Year	Player	Rec	Yds	Avg	Long	TD
2002	Corey Bradford	45	697	15.5	81	6
2003	Andre Johnson	66	976	14.8	46t	4
2004	Andre Johnson	79	1,142	14.5	54t	6
2005	Andre Johnson	63	688	10.9	53t	2
2006	Andre Johnson	103	1,147	11.1	53	5
2007	Andre Johnson	60	581	14.2	77t	8
2008	Andre Johnson	115	1,575	13.7	65	8
2009	Andre Johnson	101	1,569	15.5	72t	9
2010	Andre Johnson	86	1,216	14.1	60	8
2011	Owen Daniels	54	677	12.5	34	3

# TEXANS RECORDS - LEADERS

<b>2012</b>	<b>Andre Johnson</b>	<b>112</b>	<b>1,598</b>	<b>14.3</b>	<b>60t</b>	<b>4</b>
2013	Andre Johnson	109	1,407	12.9	62t	5
2014	DeAndre Hopkins	76	1,210	15.9	76t	6
2015	DeAndre Hopkins	111	1,521	13.7	61t	11
2016	DeAndre Hopkins	78	954	12.2	51	4
2017	DeAndre Hopkins	96	1,378	14.4	72t	13
2018	DeAndre Hopkins	115	1,572	13.7	49	11
2019	DeAndre Hopkins	100	1,165	11.2	43	7
<b>2020</b>	<b>Will Fuller V</b>	<b>41</b>	<b>628</b>	<b>15.3</b>	<b>77</b>	<b>6</b>

## RECEPTIONS

Year	Player	Rec	Yds	Avg	Long	TD
2002	Billy Miller	51	613	12	42	3
2003	Andre Johnson	66	976	14.8	46t	4
2004	Andre Johnson	79	1,142	14.5	54t	6
2005	Andre Johnson	63	688	10.9	53t	2
2006	Andre Johnson	103	1,147	11.1	53	5
2007	Kevin Walter	65	800	12.3	46	4
<b>2008</b>	<b>Andre Johnson</b>	<b>115</b>	<b>1,575</b>	<b>13.7</b>	<b>65</b>	<b>8</b>
2009	Andre Johnson	101	1,569	15.5	72t	9
2010	Andre Johnson	86	1,216	14.1	60	8
2011	Owen Daniels	54	677	12.5	34	3
2012	Andre Johnson	112	1,598	14.3	60t	4
2013	Andre Johnson	109	1,407	12.9	62t	5
2014	Andre Johnson	85	936	11	35	3
2015	DeAndre Hopkins	111	1,521	13.7	61t	11
2016	DeAndre Hopkins	78	954	12.2	51	4
2017	DeAndre Hopkins	96	1,378	14.4	72t	13
<b>2018</b>	<b>DeAndre Hopkins</b>	<b>115</b>	<b>1,572</b>	<b>13.7</b>	<b>49</b>	<b>11</b>
2019	DeAndre Hopkins	100	1,165	11.2	43	7
<b>2020</b>	<b>Brandin Cooks</b>	<b>43</b>	<b>549</b>	<b>12.8</b>	<b>57</b>	<b>3</b>

## SCRIMMAGE YARDS (RUSHING & RECEIVING)

Year	Player	Rushing	Receiving	Total
2002	James Allen	519	302	821
2003	Domanick Williams	1,031	351	1,382
2004	Domanick Williams	1,188	588	1,776
2005	Domanick Williams	976	337	1,313
2006	Andre Johnson	14	1,147	1,161
2007	Ron Dayne	773	112	885
2008	Steve Slaton	1,282	377	1,659
2009	Andre Johnson	10	1,569	1,579
<b>2010</b>	<b>Arian Foster</b>	<b>1,616</b>	<b>604</b>	<b>2,220</b>
2011	Arian Foster	1,224	617	1,841
2012	Arian Foster	1,424	217	1,641
2013	Andre Johnson	0	1,407	1,407
2014	Arian Foster	1,246	327	1,573
2015	DeAndre Hopkins	0	1,521	1,521
2016	Lamar Miller	1,073	188	1,261
2017	DeAndre Hopkins	0	1,378	1,378
2018	DeAndre Hopkins	-7	1,572	1,565
2019	DeAndre Hopkins	18	1,165	1,183
<b>2020</b>	<b>David Johnson</b>	<b>408</b>	<b>161</b>	<b>569</b>

## PASSING YARDS

Year	Player	A	C	Pct	Yds	TD	Int	Lg	Rtg
2002	David Carr	444	233	52.5	2,592	9	15	81	62.8
2003	David Carr	295	167	56.6	2,013	9	13	78t	69.5
2004	David Carr	466	285	61.2	3,531	16	14	69	83.5
2005	David Carr	423	256	60.5	2,488	14	11	53t	77.2

2006	David Carr	442	302	68.3	2,767	11	12	53	82.1
2007	Matt Schaub	289	192	66.4	2,241	9	9	77t	87.2
2008	Matt Schaub	380	251	66.1	3,043	15	10	65	92.7
<b>2009</b>	<b>Matt Schaub</b>	<b>583</b>	<b>396</b>	<b>67.9</b>	<b>4,770</b>	<b>29</b>	<b>15</b>	<b>72t</b>	<b>98.6</b>
2010	Matt Schaub	574	365	63.6	4,370	24	12	60	92
2011	Matt Schaub	292	178	61	2,479	15	6	80t	96.8
2012	Matt Schaub	544	350	64.3	4,008	22	12	60t	90.7
2013	Matt Schaub	358	219	61.2	2,310	10	14	46	73
2014	Ryan Fitzpatrick	312	197	63.1	2,483	17	8	76t	95.3
2015	Brian Hoyer	369	224	60.7	2,606	19	7	49	91.4
2016	Brock Osweiler	510	301	59	2,957	15	16	53	72.2
<b>2017</b>	<b>Deshaun Watson</b>	<b>204</b>	<b>126</b>	<b>61.8</b>	<b>1,699</b>	<b>19</b>	<b>8</b>	<b>72t</b>	<b>103</b>
<b>2018</b>	<b>Deshaun Watson</b>	<b>505</b>	<b>345</b>	<b>68.3</b>	<b>4,165</b>	<b>26</b>	<b>9</b>	<b>73t</b>	<b>103.1</b>
<b>2019</b>	<b>Deshaun Watson</b>	<b>495</b>	<b>333</b>	<b>67.3</b>	<b>3,852</b>	<b>26</b>	<b>12</b>	<b>54</b>	<b>98.0</b>
<b>2020</b>	<b>Deshaun Watson</b>	<b>301</b>	<b>205</b>	<b>68.1</b>	<b>2,539</b>	<b>18</b>	<b>5</b>	<b>77</b>	<b>107</b>

## SCORING

Year	Player	TD	PAT	2PT	FG	TP
2002	Kris Brown	-	20/20	-	17/24	71
2003	Kris Brown	-	27/27	-	18/22	81
2004	Kris Brown	-	34/34	-	17/24	85
2005	Kris Brown	-	24/24	-	26/34	102
2006	Kris Brown	-	26/27	-	19/25	83
2007	Kris Brown	-	40/40	-	25/29	115
2008	Kris Brown	-	37/37	-	29/33	124
2009	Kris Brown	-	43/44	-	21/32	106
2010	Neil Rackers	-	43/43	-	27/30	124
2011	Neil Rackers	-	39/40	-	32/38	135
2012	Shayne Graham	-	45/45	-	31/38	138
2013	Randy Bullock	-	26/26	-	26/35	104
2014	Randy Bullock	-	40/40	-	30/35	130
2015	Nick Novak	-	29/31	-	18/21	83
2016	Nick Novak	-	22/25	-	35/41	127
<b>2017</b>	<b>Ka'imi Fairbairn</b>	<b>-</b>	<b>32/35</b>	<b>-</b>	<b>20/25</b>	<b>92</b>
<b>2018</b>	<b>Ka'imi Fairbairn</b>	<b>-</b>	<b>39/41</b>	<b>-</b>	<b>37/42</b>	<b>150</b>
<b>2019</b>	<b>Ka'imi Fairbairn</b>	<b>-</b>	<b>40/45</b>	<b>-</b>	<b>20/25</b>	<b>98</b>
<b>2020</b>	<b>Ka'imi Fairbairn</b>	<b>-</b>	<b>20/21</b>	<b>-</b>	<b>14/17</b>	<b>62</b>

## FIELD GOALS

Year	Player	FGA	FGM	Pct	Long
2002	Kris Brown	24	17	70.8	51
2003	Kris Brown	22	18	81.8	50
2004	Kris Brown	24	17	70.8	50
2005	Kris Brown	34	26	76.5	53
2006	Kris Brown	25	19	76	49
2007	Kris Brown	29	25	86.2	57
2008	Kris Brown	33	29	87.9	53
2009	Kris Brown	32	21	65.6	56
2010	Neil Rackers	30	27	90	57
2011	Neil Rackers	38	32	84.2	54
2012	Shayne Graham	38	31	81.6	51
2013	Randy Bullock	35	26	74.3	51
2014	Randy Bullock	35	30	85.7	55
2015	Nick Novak	21	18	85.7	51
2016	Nick Novak	41	35	85.4	53
<b>2017</b>	<b>Ka'imi Fairbairn</b>	<b>25</b>	<b>20</b>	<b>80</b>	<b>55</b>
<b>2018</b>	<b>Ka'imi Fairbairn</b>	<b>42</b>	<b>37</b>	<b>88.1</b>	<b>54</b>



# TEXANS RECORDS - LEADERS

2019	Ka'imi Fairbairn	25	20	80.0	54
2020	Ka'imi Fairbairn	17	14	82.4	54

## PUNTING AVERAGE

Year	Player	No	Yds	Avg	Long	Blk
2002	Chad Stanley	114	4,720	41.4	62	2
2003	Chad Stanley	97	4,028	41.5	58	0
2004	Chad Stanley	73	3,009	41.2	57	0
2005	Chad Stanley	77	2,990	38.8	61	0
2006	Chad Stanley	76	3,161	41.6	62	0
2007	Matt Turk	55	2,296	41.7	59	0
2008	Matt Turk	53	2,240	42.3	59	0
2009	Matt Turk	67	2,866	42.8	62	0
2010	Matt Turk	63	2,650	42.1	60	0
2011	Brett Hartmann	58	2,573	44.4	69	0
2012	Donnie Jones	88	4,150	47.2	66	0
2013	Shane Lechler	88	4,189	47.6	65	0
2014	Shane Lechler	83	3,845	46.3	71	1
2015	Shane Lechler	95	4,497	47.3	64	0
2016	Shane Lechler	72	3,423	47.5	62	0
2017	Shane Lechler	92	4,507	49	68	0
2018	Trevor Daniel	74	3,237	43.7	61	0
2019	Bryan Anger	45	2,094	46.5	71	0
2020	Bryan Anger	33	1593	48.3	67	0

## PUNT RETURN YARDS

Year	Player	No	Yds	Avg	Long	TD
2002	Jermaine Lewis	36	280	7.8	48	0
2003	J.J. Moses	36	244	6.8	40	0
2004	J.J. Moses	36	309	8.6	27	0
2005	Phillip Buchanon	12	101	8.4	37	0
2006	Dexter Wynn	12	139	11.6	58	0
2007	Jacoby Jones	30	286	9.5	74	0
2008	Jacoby Jones	32	386	12.1	73t	2
2009	Jacoby Jones	39	426	10.9	62	0
2010	Jacoby Jones	29	204	7	39	0
2011	Jacoby Jones	49	518	10.6	79t	1
2012	Keshawn Martin	22	267	12.1	71	0
2013	Keshawn Martin	39	345	8.8	87t	1
2014	Keshawn Martin	25	154	6.2	21	0
2015	Keith Mumphrey	36	280	7.8	20	0
2016	Tyler Ervin	27	261	9.7	57	0
2017	Will Fuller V	9	135	15	49	0
2018	Tyler Ervin	21	175	8.3	27	0
2019	DeAndre Carter	22	214	9.7	23	0
2020	DeAndre Carter	11	96	8.7	19	0

## KICKOFF RETURN YARDS

Year	Player	No	Yds	Avg	Long	TD
2002	Jermaine Lewis	46	961	20.9	45	0
2003	J.J. Moses	58	1,355	23.4	70	0
2004	J.J. Moses	59	1,303	22.1	49	0
2005	Jerome Mathis	54	1,542	28.6	99t	2
2006	Dexter Wynn	30	670	22.3	38	0
2007	André Davis	32	968	30.3	104t	3
2008	André Davis	43	993	23.1	50	0
2009	André Davis	33	782	23.7	63	0
2010	Steve Slaton	39	767	19.7	50	0
2011	Danieal Manning	13	356	27.4	46	0
2012	Keshawn Martin	31	741	23.9	54	0

2013	Keshawn Martin	36	947	26.3	50	0
2014	Danieal Manning	13	267	20.5	41	0
2015	Keith Mumphrey	14	338	24.1	41	0
2016	Tyler Ervin	14	263	18.8	33	0
2017	Chris Thompson	17	369	21.7	42	0
2018	Tyler Ervin	10	253	25.3	36	0
2019	DeAndre Carter	14	308	22.0	28	0
2020	DeAndre Carter	12	250	20.8	29	0

## INTERCEPTIONS

Year	Player	No	Yds	Avg	Long	TD
2002	Aaron Glenn	5	181	36.2	70t	2
2003	Marcus Coleman	7	95	13.6	41	0
2004	Dunta Robinson	6	146	24.3	61	0
2005	Glenn Earl	2	2	1	2	0
2006	Dunta Robinson	2	9	4.5	9	1
	DeMarcus Faggins	2	0	0	0	0
2007	Fred Bennet	3	47	15.7	33	0
2008	Jacques Reeves	4	108	27	44t	1
2009	Bernard Pollard	4	121	30.3	70t	1
	Brian Cushing	4	26	6.5	20	0
2010	Troy Nolan	3	35	11.7	20	0
	Glover Quin	3	12	4	10	0
	Jason Allen	3	1	0.3	1	0
2011	Johnathan Joseph	4	40	10	29	0
	Jason Allen	4	34	8.5	34	0
2012	Kareem Jackson	4	71	17.8	63t	1
2013	Johnathan Joseph	3	64	21.3	32	0
2014	A.J. Bouye	3	120	40	67	1
	Kareem Jackson	3	97	32.3	65	0
	Jumal Rolle	3	25	8.3	13	0
2015	Andre Hal	4	54	13.5	31t	1
2016	Quintin Demps	6	54	9	19	0
2017	Andre Hal	3	10	3.3	7	0
2018	Two Players	3	-	-	-	-
2019	Tashaun Gipson Sr.	3	105	35.0	79t	1
2020	2 Players Tied	1	0	0	0	0

## TOTAL TACKLES

Year	Player, Pos.	Solo	Assist	Total
2002	Jay Foreman	101	36	137
	Jamie Sharper	95	42	137
2003	Jamie Sharper	107	59	166
2004	Jamie Sharper	98	41	139
2005	Morlon Greenwood	82	30	112
2006	DeMeco Ryans	126	30	156
2007	DeMeco Ryans	98	29	127
2008	DeMeco Ryans	86	26	112
2009	Brian Cushing	86	47	133
2010	Bernard Pollard	82	30	112
2011	Brian Cushing	76	38	114
2012	Glover Quin	64	20	84
2013	Darryl Sharpton	56	31	87
2014	Kendrick Lewis	52	32	84
2015	Brian Cushing	63	47	110
2016	Benardrick McKinney	79	50	129
2017	Benardrick McKinney	62	33	95
2018	Two Players	-	-	105
2019	Zach Cunningham	95	42	137
2020	Zach Cunningham	56	35	91

# TEXANS RECORDS - LEADERS

## SACKS

Year	Player, Pos.	Sacks	Yards
2002	Jeff Posey	8	77
2003	Jamie Sharper	4	19
2004	Kailee Wong	5.5	29
2005	Shantee Orr	7	40
2006	Jason Babin	5.5	39
2007	Mario Williams	14	82.5
2008	Mario Williams	12	82
2009	Mario Williams	9	52
2010	Mario Williams	8.5	54.5
2011	Connor Barwin	11.5	78.5
2012	J.J. Watt	20.5	138.5
2013	J.J. Watt	10.5	70.5
2014	J.J. Watt	20.5	140
2015	J.J. Watt	17.5	118
2016	Whitney Mercilus	7.5	56.5
2017	Jadeveon Clowney	9.5	67
2018	J.J. Watt	16.0	119.0
2019	Whitney Mercilus	7.5	44.5
2020	J.J. Watt	4	25

## SPECIAL TEAMS TACKLES

Year	Player, Pos.	Solo	Assist	Total
2002	Jason Bell	14	2	16
2003	Ramon Walker	13	4	17
2004	Antwan Peek	10	8	18
2005	Ramon Walker	12	6	18
2006	Troy Evans	11	2	13
2007	Jameel Cook	12	1	13
2008	Kevin Bentley	16	7	23
2009	Kevin Bentley	9	11	20
2010	James Casey	10	7	17
2011	Tim Dobbins	9	0	9
2012	Bryan Braman	14	2	16
2013	Justin Tuggle	10	1	11
2014	Jeff Tarpinian	7	5	12
2015	Brian Peters	11	6	17
2016	Don Jones	9	2	11
2017	Kurtis Drummond	8	3	11
2018	A.J. Moore Jr.	7	4	11
2019	A.J. Moore Jr.	7	5	12
2020	Keion Crossen	5	3	8

# TEXANS RECORDS - REGULAR SEASON INDIVIDUAL

## TOTAL OFFENSE

### YARDS FROM SCRIMMAGE (RUSHING, RECEIVING)

#### Career

13,651	Andre Johnson, 2003-14
8,740	Arian Foster, 2009-15
8,613	DeAndre Hopkins, 2013-19
4,617	Owen Daniels, 2006-13
4,471	Domanick Williams#, 2003-05

#### Season

2,220	Arian Foster, 2010
1,841	Arian Foster, 2011
1,776	Domanick Williams#, 2004
1,649	Steve Slaton, 2008
1,641	Arian Foster, 2012

#### Season, Rookie

1,659	Steve Slaton, 2008
1,382	Domanick Williams#, 2003
966	Andre Johnson, 2003

# - Domanick Williams known as Domanick Davis prior to 2006.

### COMBINED NET YARDS GAINED (RUSHING, RECEIVING, RETURNS)

#### Most Seasons Leading Team

4	Arian Foster, 2010-12, 2014
	DeAndre Hopkins, 2015, 2017-19
2	Andre Johnson, 2006, 2009

#### Most Consecutive Seasons Leading Team

3	Arian Foster, 2010-12
	DeAndre Hopkins, 2017-19

#### Career

13,651	Andre Johnson, 2003-14
8,740	Arian Foster, 2009-15
8,613	DeAndre Hopkins, 2013-19
5,004	Jacoby Jones, 2007-11
4,617	Owen Daniels, 2006-13

#### Season

2,220	Arian Foster, 2010
1,841	Arian Foster, 2011
1,776	Domanick Williams#, 2004
1,675	Jerome Mathis, 2005

# - Domanick Williams known as Domanick Davis prior to 2006.

### COMBINED ATTEMPTS (RUSHING, RECEIVING, RETURNS)

#### Career

1,703	Arian Foster, 2009-15
1,035	Andre Johnson, 2003-14
931	Domanick Williams#, 2003-05
808	Lamar Miller, 2016-2019
742	Alfred Blue, 2014-18
632	DeAndre Hopkins, 2013-19
562	Steve Slaton, 2008-11

# - Domanick Williams known as Domanick Davis prior to 2006.

#### Season

393	Arian Foster, 2010
391	Arian Foster, 2012
370	Domanick Williams#, 2004
331	Arian Foster, 2011

# - Domanick Williams known as Domanick Davis prior to 2006.

#### Game

39	Arian Foster vs. Tennessee, 11/28/10
38	Domanick Williams# at Indianapolis, 11/14/04
36	Alfred Blue at Cleveland, 11/16/14
	Domanick Williams# at Detroit, 9/19/04
	Domanick Williams# vs. N.Y. Jets, 10/19/03

# - Domanick Williams known as Domanick Davis prior to 2006.

#### Game, Opponent

45	Rudi Johnson at Cincinnati, 11/9/03
37	Larry Johnson vs. Kansas City, 11/20/05
	Christian McCaffrey vs. Carolina, 09/29/19
	DeMarco Murray at Dallas, 10/05/14

## RUSHING

### RUSHING ATTEMPTS

#### Most Seasons Leading Team

4	Arian Foster, 2010-12, 14
3	Lamar Miller, 2016-18
	Domanick Williams#, 2003-05
2	Steve Slaton, 2008-09
	Ron Dayne, 2006-07

# - Domanick Williams known as Domanick Davis prior to 2006.

#### Most Consecutive Seasons Leading Team

3	Arian Foster, 2010-12
	Lamar Miller, 2016-18
	Domanick Williams#, 2003-05
2	Steve Slaton, 2008-09
	Ron Dayne, 2006-07

# - Domanick Williams known as Domanick Davis prior to 2006.

#### Career

1,454	Arian Foster, 2009-15
770	Domanick Williams#, 2003-05
716	Lamar Miller, 2016-19
673	Alfred Blue, 2014-18

# - Domanick Williams known as Domanick Davis prior to 2006.

#### Season

351	Arian Foster, 2012
327	Arian Foster, 2010
302	Domanick Williams#, 2004
278	Arian Foster, 2011

# - Domanick Williams known as Domanick Davis prior to 2006.

#### Season, Rookie

268	Steve Slaton, 2008
-----	--------------------

# TEXANS RECORDS - REGULAR SEASON INDIVIDUAL

238	Domanick Williams#, 2003
197	Jonathan Wells, 2002

# - Domanick Williams known as Domanick Davis prior to 2006.

Game	
36	Alfred Blue at Cleveland, 11/16/14
33	Arian Foster vs. Jacksonville, 10/30/11
	Arian Foster vs. Indianapolis, 9/12/10

Game, Rookie	
36	Alfred Blue at Cleveland, 11/16/14
27	Domanick Williams# vs. N.Y. Jets, 10/19/03
26	Domanick Williams# at Buffalo, 11/16/03
	Steve Slaton at Green Bay, 12/7/08

# - Domanick Williams known as Domanick Davis prior to 2006.

Game, Opponent	
43	Rudi Johnson, at Cincinnati, 11/9/03
36	Larry Johnson, vs. Kansas City, 11/20/05
34	Thomas Jones, at Tampa Bay, 12/14/03
	Rashad Jennings at N.Y. Giants, 9/21/14

## RUSHING YARDS GAINED

### Most Seasons Leading Team

4	Arian Foster, 2010-12, 14
3	Lamar Miller, 2016-18
	Domanick Williams#, 2003-05
2	Steve Slaton, 2008-09
	Ron Dayne, 2006-07

# - Domanick Williams known as Domanick Davis prior to 2006.

### Most Consecutive Seasons Leading Team

3	Lamar Miller, 2016-18
	Arian Foster, 2010-12
	Domanick Williams#, 2003-05
2	Steve Slaton, 2008-09
	Ron Dayne, 2006-07

# - Domanick Williams known as Domanick Davis prior to 2006.

### Career

6,472	Arian Foster, 2009-15
3,195	Domanick Williams#, 2003-05
2,934	Lamar Miller, 2016-19
2,407	Alfred Blue, 2014-18
1,992	Ben Tate, 2011-13

# - Domanick Williams known as Domanick Davis prior to 2006.

### Seasons, 1,000 or More Yards Rushing

4	Arian Foster, 2010-12, 14
2	Domanick Williams#, 2003-04
1	Steve Slaton, 2008
	Lamar Miller, 2016
	Carlos Hyde, 2019

# - Domanick Williams known as Domanick Davis prior to 2006.

### Consecutive Seasons, 1,000 or More Yards Rushing

3	Arian Foster, 2010-12
2	Domanick Williams#, 2003-04

# - Domanick Williams known as Domanick Davis prior to 2006.

### Season

1,616	Arian Foster, 2010
1,424	Arian Foster, 2012
1,282	Steve Slaton, 2008
1,246	Arian Foster, 2014
1,224	Arian Foster, 2011
1,188	Domanick Williams#, 2004
1,073	Lamar Miller, 2016
1,070	Carlos Hyde, 2019
1,031	Domanick Williams#, 2003

# - Domanick Williams known as Domanick Davis prior to 2006.

### Season, Rookie

1,282	Steve Slaton, 2008
1,031	Domanick Williams#, 2003
529	Jonathan Wells, 2002
528	Alfred Blue, 2014

# - Domanick Williams known as Domanick Davis prior to 2006.

### Game

231	Arian Foster vs. Indianapolis, 9/12/10
180	Arian Foster vs. Jacksonville, 1/2/11
165	Arian Foster vs. Indianapolis, 12/16/12
162	Lamar Miller vs. Tennessee, 11/27/18
160	Carlos Hyde at Jacksonville, 11/3/19
158	Arian Foster at Indianapolis, 12/22/11
	Domanick Williams# at Jacksonville, 12/26/04

# - Domanick Williams known as Domanick Davis prior to 2006.

### Game, Opponent

211	Larry Johnson vs. Kansas City, 11/20/05
	Derrick Henry vs. Tennessee, 12/29/19
197	Chris Johnson at Tennessee, 9/20/09
182	Rudi Johnson at Cincinnati, 11/9/03

### Game, Rookie

156	Alfred Blue at Cleveland, 11/16/14
	Steve Slaton at Indianapolis, 11/16/08
130	Steve Slaton vs. Jacksonville, 12/01/08

### Games, 100 or More Yards Rushing

32	Arian Foster, 2009-14
11	Domanick Williams#, 2003-05
8	Lamar Miller, 2016-18
5	Ben Tate, 2011-13
	Alfred Blue, 2014-17
	Steve Slaton, 2008

# - Domanick Williams known as Domanick Davis prior to 2006.

### Consecutive Games, 100 or More Yards

4	Arian Foster, 10/5/14-10/26/14
3	Arian Foster, 10/23/11-11/6/11
	Steve Slaton, 12/1/08-12/14/08

### Longest Run From Scrimmage

97t	Lamar Miller vs. Tennessee, 11/27/18
81t	Justin Forsett at Detroit, 11/22/12
74t	Arian Foster at Oakland, 10/3/10
71t	Steve Slaton at Indianapolis, 11/16/08



# TEXANS RECORDS - REGULAR SEASON INDIVIDUAL

60	Ben Tate vs. Tennessee, 9/15/13
58	Carlos Hyde at Jacksonville, 11/3/19
	Lamar Miller vs. Miami, 10/25/18
56	Arian Foster vs. Jacksonville, 1/2/11
	Ben Tate at Tennessee, 1/1/12
<b>Longest Run From Scrimmage, Opponent</b>	
91t	Chris Johnson at Tennessee, 9/20/09
85t	Lamar Miller at Miami, 10/25/15
80t	Rashad Jennings vs. Oakland, 11/17/13
76	Fred Taylor at Jacksonville, 10/14/07

## RUSHING AVERAGE GAIN

### Career (750 attempts)

4.45	Arian Foster, 2009-15
4.15	Domanick Williams#, 2003-05
# - Domanick Williams known as Domanick Davis prior to 2006.	

### Season (100 attempts)

5.38	Ben Tate, 2011 (175-942)
4.94	Arian Foster, 2010 (327-1,616)
4.79	Arian Foster, 2014 (260-1,246)
4.78	Steve Slaton, 2008 (268-1,282)
4.63	Lamar Miller, 2018 (210-973)
4.48	Arian Foster, 2013 (121-542)
4.40	Arian Foster, 2011 (278-1,224)

### Game (10 attempts)

13.5	Lamar Miller vs. Tennessee, 11/27/18 (12-162)
11.1	Steve Slaton at Indianapolis, 11/16/08 (14-156)
9.6	Ben Tate vs. Cleveland, 11/6/11 (12-115)
8.6	Darius Walker vs. Jacksonville, 12/30/07 (10-86)
8.4	Carlos Hyde at Jacksonville, 11/3/19 (19-160)
8.3	Carlos Hyde at New Orleans, 9/9/19 (10-83)
8.1	Domanick Williams# vs. Tennessee, 11/28/04 (16-129)
7.8	Arian Foster at Oakland, 10/3/10 (17-133)

# - Domanick Williams known as Domanick Davis prior to 2006.

## RUSHING TOUCHDOWNS

### Seasons Leading Team

4	Arian Foster, 2010-12, 14
3	Lamar Miller, 2016-18
2	Deshaun Watson, 2018-19
	Jonathan Wells, 2002, 05
	Domanick Williams#, 2003-04
	Ron Dayne, 2006-07

# - Domanick Williams known as Domanick Davis prior to 2006.

### Consecutive Seasons Leading Team

3	Lamar Miller, 2016-18
	Arian Foster, 2010-12
2	Deshaun Watson, 2018-19
	Domanick Williams#, 2003-04
	Ron Dayne, 2006-07

# - Domanick Williams known as Domanick Davis prior to 2006.

### Career

54	Arian Foster, 2009-15
23	Domanick Williams#, 2003-05
15	Deshaun Watson, 2017-20
13	Lamar Miller, 2016-19
12	Steve Slaton, 2008-11

# - Domanick Williams known as Domanick Davis prior to 2006.

### Season

16	Arian Foster, 2010
15	Arian Foster, 2012
13	Domanick Williams#, 2004
10	Arian Foster, 2011
9	Steve Slaton, 2008

# - Domanick Williams known as Domanick Davis prior to 2006.

### Game

3	Ben Tate vs. New England, 12/1/13
3	Arian Foster vs. Indianapolis, 9/12/10
3	Ryan Moats at Buffalo, 11/1/09

### Game, Rookie

2	8x - last: D'Onta Foreman vs. Arizona, 11/19/2017
---	---

### Game, Opponent

4	Shaun Alexander at Seattle, 10/16/05
3	Derrick Henry vs. Tennessee, 12/29/19
	Devonta Freeman at Atlanta, 10/4/15
	Maurice Jones-Drew vs. Jacksonville, 9/27/09
	Willie Parker vs. Pittsburgh, 9/7/08
	LaBrandon Toefield vs. Jacksonville, 12/24/05

### Consecutive Games With A Rushing Touchdown

6	Arian Foster, 10/23/11 – 12/4/11
	Domanick Williams#, 11/28/04 – 1/2/05
5	Arian Foster, 9/30/12 – 11/4/12
	Arian Foster, 10/17/10 – 11/21/10
4	Deshaun Watson, 12/23/18 – 9/15/19
	Arian Foster, 12/18/11 – 9/16/12

# - Domanick Williams known as Domanick Davis prior to 2006.

## PASSING

## PASSING

### Seasons Leading Team

7	Matt Schaub, 2007-13
5	David Carr, 2002-06

### Consecutive Seasons Leading Team

7	Matt Schaub, 2007-13
5	David Carr, 2002-06

## PASSER RATING

### Career (1,500 attempts)

90.9	Matt Schaub, 2007-13
75.5	David Carr, 2002-06

### Season (204 attempts)

# TEXANS RECORDS - REGULAR SEASON INDIVIDUAL

103.1	Deshaun Watson, 2018
103.0	Deshaun Watson, 2017
98.6	Matt Schaub, 2009
98.0	Deshaun Watson, 2019
96.8	Matt Schaub, 2011
95.3	Ryan Fitzpatrick, 2014
92.7	Matt Schaub, 2008
<b>Season, Rookie (204 attempts)</b>	
103.0	Deshaun Watson, 2017
62.8	David Carr, 2002
<b>Game (20 attempts)</b>	
158.3	Deshaun Watson vs. Atlanta, 10/6/19
156.0	Deshaun Watson vs Miami, 10/25/18
147.7	Matt Schaub at Tennessee, 10/23/11
147.5	Ryan Fitzpatrick vs. Tennessee, 11/30/14
144.0	Matt Schaub vs. Cincinnati, 10/26/08
140.7	Deshaun Watson vs. New England, 12/01/19
140.2	David Carr at Indianapolis, 9/17/06
135.8	Deshaun Watson at Los Angeles Chargers, 9/22/19
134.2	Deshaun Watson vs. New York Jets, 12/15/18
130.9	Deshaun Watson vs. Tennessee, 11/27/18
129.7	Matt Schaub vs. Jacksonville, 1/2/11
<b>Game, Opponent (20 attempts)</b>	
147.7	Marcus Mariota vs. Tennessee, 11/27/18
146.8	Steve McNair at Tennessee, 10/12/03
146.8	Jon Kitna vs. Cincinnati, 11/3/02
146.2	Tom Brady at New England, 9/24/17
143.8	Blake Bortles at Jacksonville, 12/17/17
139.8	Ben Roethlisberger vs. Pittsburgh, 9/18/05
139.2	Lamar Jackson at Baltimore, 11/17/19

## PASSING ATTEMPTS

<b>Seasons Leading Team</b>	
7	Matt Schaub, 2007-13
5	David Carr, 2002-06
<b>Consecutive Seasons Leading Team</b>	
7	Matt Schaub, 2007-13
5	David Carr, 2002-06
<b>Career</b>	
3,020	Matt Schaub, 2007-13
2,070	David Carr, 2002-06
1,505	Deshaun Watson, 2017-20
510	Brock Osweiler, 2016
<b>Season</b>	
583	Matt Schaub, 2009
574	Matt Schaub, 2010
544	Matt Schaub, 2012
510	Brock Osweiler, 2016
505	Deshaun Watson, 2018
495	Deshaun Watson, 2019
466	David Carr, 2004

<b>Season, Rookie</b>	
444	David Carr, 2002
204	Deshaun Watson, 2017
134	T.J. Yates, 2011
40	Dave Ragone, 2003
<b>Game</b>	
62	Matt Schaub vs. Baltimore, 12/13/10
58	Ryan Mallett at Carolina, 9/20/15
55	Matt Schaub vs. Jacksonville, 11/18/12
54	Matt Schaub at Tennessee, 12/19/10
	David Carr at N.Y. Jets, 11/26/06
52	Matt Schaub at Washington, 9/19/10
51	Matt Schaub vs. Oakland, 10/9/11
50	Matt Schaub at Arizona, 10/11/09
	Deshaun Watson vs. Denver, 12/8/19
<b>Game, Opponent</b>	
62	Andrew Luck vs Indianapolis, 9/30/18
61	Matthew Stafford at Detroit, 11/22/12
57	Peyton Manning vs. Indianapolis, 9/12/10
	Tommy Maddox at Pittsburgh, 12/8/02
55	Chad Henne at Miami, 12/27/09
53	Blake Bortles at Jacksonville, 10/18/15
52	Peyton Manning at Denver, 9/23/12
51	Peyton Manning vs. Denver, 12/22/13
	Zach Mettenberger at Tennessee, 12/27/15

## PASS COMPLETIONS

<b>Seasons Leading Team</b>	
7	Matt Schaub, 2007-13
5	David Carr, 2002-06
<b>Consecutive Seasons Leading Team</b>	
7	Matt Schaub, 2007-13
5	David Carr, 2002-06
<b>Career</b>	
1,951	Matt Schaub, 2007-13
1,243	David Carr, 2002-06
1,009	Deshaun Watson, 2017-20
301	Brock Osweiler, 2016
297	Sage Rosenfels, 2006-08
<b>Season</b>	
396	Matt Schaub, 2009
365	Matt Schaub, 2010
350	Matt Schaub, 2012
<b>Season, Rookie</b>	
233	David Carr, 2002
126	Deshaun Watson, 2017
82	T.J. Yates, 2011
20	Dave Ragone, 2003
<b>Game</b>	
43	Matt Schaub vs. Jacksonville, 11/18/12
39	David Carr at N.Y. Jets, 11/26/06
38	Matt Schaub at Washington, 9/19/10

# TEXANS RECORDS - REGULAR SEASON INDIVIDUAL

35	Matt Schaub at Tennessee, 12/19/10
	Matt Schaub at Arizona, 10/11/09

## Game, Opponent

40	Andrew Luck at Indianapolis, 9/30/18
	Peyton Manning vs. Indianapolis, 9/12/10
36	Daunte Culpepper vs. Minnesota, 10/10/04
35	Nick Foles at Philadelphia, 12/23/18
	Chad Henne at Miami, 12/27/09
34	Peyton Manning at Indianapolis, 11/8/09

## Consecutive Completions

*22	David Carr vs. Buffalo, 11/19/06
17	Matt Schaub vs. Jacksonville, 11/18/12
16	Matt Schaub vs. Indianapolis (14), 9/23/07; at Atlanta (2), 9/30/07
13	David Carr at Indianapolis (9), 9/17/06; vs. Washington (4), 9/24/06
	Ryan Fitzpatrick vs. Washington (5), 9/7/14; at Oakland (8), 9/14/14

\*Tied NFL record at the time

## Consecutive Completions, Opponent

*22	Mark Brunell vs. Washington, 9/24/06
19	Marcus Mariota vs. Tennessee, 11/26/18

\*Tied NFL record at the time

## PASSING COMPLETION PERCENTAGE

### Seasons Leading Team

6	Matt Schaub, 2007, 2009-13
5	David Carr, 2002-06

### Consecutive Seasons Leading Team

5	Matt Schaub, 2009-13
5	David Carr, 2002-06

### Career (1,500 attempts)

64.6	Matt Schaub, 2007-13
60.1	David Carr, 2002-06

### Season (224 attempts)

68.3	Deshaun Watson, 2018
	David Carr, 2006
67.9	Matt Schaub, 2009
67.3	Deshaun Watson, 2019
66.4	Matt Schaub, 2007
66.1	Matt Schaub, 2008
64.3	Matt Schaub, 2012

### Game (20 attempts)

85.7	Matt Schaub vs. Cincinnati, 10/26/08
84.9	Deshaun Watson vs. Atlanta, 10/7/19
84.6	David Carr at Indianapolis, 9/17/06
83.9	Matt Schaub vs. Detroit, 10/19/08
83.3	David Carr vs. Buffalo, 11/19/06
81.8	Matt Schaub vs. Indianapolis, 9/23/07
	Matt Schaub vs. Jacksonville, 1/2/11

## PASSING YARDS GAINED

### Seasons Leading Team

7	Matt Schaub, 2007-13
5	David Carr, 2002-06

### Consecutive Seasons Leading Team

7	Matt Schaub, 2007-13
5	David Carr, 2002-06

### Career

23,221	Matt Schaub, 2007-13
13,391	David Carr, 2002-06
12,255	Deshaun Watson, 2017-20
3,380	Sage Rosenfels, 2006-08

### Seasons, 4,000 or More Yards Passing

3	Matt Schaub, 2009-10, 12
1	Deshaun Watson, 2018

### Seasons, 3,000 or More Yards Passing

4	Matt Schaub, 2008-10, 2012
2	Deshaun Watson, 2018-19
1	David Carr, 2004

### Season

4,770	Matt Schaub, 2009
4,370	Matt Schaub, 2010
4,165	Deshaun Watson, 2018
4,008	Matt Schaub, 2012
3,852	Deshaun Watson, 2019
3,531	David Carr, 2004

### Season, Rookie

2,592	David Carr, 2002
1,699	Deshaun Watson, 2017
949	T.J. Yates, 2011
135	Dave Ragone, 2003

### Game

527	Matt Schaub vs. Jacksonville, 11/18/12 (OT)
497	Matt Schaub at Washington, 9/19/10 (OT)
426	Deshaun Watson vs. Atlanta, 10/6/19
416	Matt Schaub vs. Oakland, 10/9/11
414	Matt Schaub at Green Bay, 12/7/08
402	Deshaun Watson at Seattle, 10/29/17

### Game, Opponent

471	Nick Foles at Philadelphia, 12/24/18
464	Andrew Luck at Indianapolis, 9/30/18
452	Russell Wilson at Seattle, 10/29/17
441	Matthew Stafford at Detroit, 11/22/12 (OT)
433	Peyton Manning vs. Indianapolis, 9/12/10
426	Donovan McNabb at Washington, 9/19/10

### Games, 300 or More Yards Passing, Season

9	Matt Schaub, 2009
7	Matt Schaub, 2010
5	Deshaun Watson, 2018
4	Deshaun Watson, 2020
	Matt Schaub, 2008

### Games, 300 or More Yards Passing, Career

27	Matt Schaub, 2007-13
----	----------------------

# TEXANS RECORDS - REGULAR SEASON INDIVIDUAL

14	Deshaun Watson, 2017-20
4	David Carr, 2003-06
1	Tom Savage, 2017
	Brian Hoyer, 2015
	Case Keenum, 2013
	T. J. Yates, 2011
	Ryan Fitzpatrick, 2014

## Longest Pass Completion

81	David Carr to Corey Bradford vs. Buffalo, 10/13/02
80t	Matt Schaub to Jacoby Jones at Tampa Bay, 11/13/11
78t	Matt Schaub to Arian Foster at Tampa Bay, 11/13/11
78t	Matt Schaub to Arian Foster at Tennessee, 10/23/11
78t	David Carr to Corey Bradford at Miami, 9/7/03
77t	Matt Schaub to Andre Johnson vs. Kansas City, 9/9/07

## PASSING YARDS PER COMPLETION

### Seasons Leading Team (224 attempts/season)

7	Matt Schaub, 2007-13
5	David Carr, 2002-06

### Consecutive Seasons Leading Team

7	Matt Schaub, 2007-13
5	David Carr, 2002-06

### Career (1,500 attempts)

11.90	Matt Schaub, 2007-13
10.77	David Carr, 2002-06

### Season (204 attempts)

13.93	Matt Schaub, 2011
13.48	Deshaun Watson, 2017
12.91	Deshaun Watson, 2018
12.85	Case Keenum, 2013
12.60	Ryan Fitzpatrick, 2014
12.39	David Carr, 2004
12.12	Matt Schaub, 2008

### Season, Rookie (204 attempts)

13.48	Deshaun Watson, 2017
11.12	David Carr, 2002

### Game (20 attempts)

21.16	Deshaun Watson at Seattle, 10/29/17
20.36	Matt Schaub vs. Oakland, 10/04/09
18.17	David Carr vs. Buffalo, 10/13/02
18.13	Case Keenum vs. New England, 12/01/13
18.07	Case Keenum at Kansas City, 10/20/13

## PASSING YARDS PER ATTEMPT

### Seasons Leading Team (224 attempts/season)

6	Matt Schaub, 2007-12
5	David Carr, 2002-06

### Consecutive Seasons Leading Team

6	Matt Schaub, 2007-12
5	David Carr, 2002-06

### Career (1,500 attempts)

7.69	Matt Schaub, 2007-13
------	----------------------

6.47	David Carr, 2002-06
------	---------------------

### Season (204 attempts)

8.49	Matt Schaub, 2011
8.33	Deshaun Watson, 2017
8.25	Deshaun Watson, 2018
8.18	Matt Schaub, 2009
8.01	Matt Schaub, 2010
7.96	Ryan Fitzpatrick, 2014
7.78	Deshaun Watson, 2019

### Season, Rookie (204 attempts)

8.33	Deshaun Watson, 2017
5.84	David Carr, 2002

### Game (20 attempts)

13.40	Deshaun Watson at Seattle, 10/29/17
12.91	Deshaun Watson vs. Atlanta, 10/6/19
12.87	Matt Schaub at Tennessee, 10/23/11
11.95	Deshaun Watson vs. Miami, 10/25/18
11.50	Matt Schaub vs. Jacksonville, 01/02/11
10.85	Ryan Fitzpatrick vs. Tennessee, 11/30/14
15.59	Steve McNair at Tennessee, 10/12/03
13.17	Marcus Mariota vs. Tennessee, 11/26/18
12.83	Philip Rivers vs. San Diego, 11/7/10
12.10	Ben Roethlisberger vs. Pittsburgh, 9/18/05
11.85	Peyton Manning at Indianapolis, 11/14/04

## PASSING TOUCHDOWNS

### Seasons Leading Team

6	Matt Schaub, 2008-13
5	David Carr, 2002-06

### Consecutive Seasons Leading Team

6	Matt Schaub, 2008-13
5	David Carr, 2002-06

### Career

124	Matt Schaub, 2007-13
89	Deshaun Watson, 2017-20
59	David Carr, 2002-06
24	Sage Rosenfels, 2006-08
19	Brian Hoyer, 2015

### Season

29	Matt Schaub, 2009
26	Deshaun Watson, 2019
	Deshaun Watson, 2018
24	Matt Schaub, 2010
22	Matt Schaub, 2012
19	Deshaun Watson, 2017
	Brian Hoyer, 2015

### Rookie, Season

19	Deshaun Watson, 2017
9	David Carr, 2002
3	T.J. Yates, 2011

### Game



# TEXANS RECORDS - REGULAR SEASON INDIVIDUAL

6	Ryan Fitzpatrick vs. Tennessee, 11/30/14
5	Deshaun Watson vs. Atlanta Falcons, 10/6/19
	Deshaun Watson vs. Miami, 10/25/18
	Deshaun Watson vs. Kansas City, 10/8/17
	Matt Schaub vs. Jacksonville, 11/18/12
4	Deshaun Watson at Seattle, 10/29/17
	Deshaun Watson vs. Tennessee, 10/1/17
	Deshaun Watson vs. Tennessee, 10/18/20
	Matt Schaub at Denver, 9/23/12
	Matt Schaub at Cincinnati, 10/18/09
	Matt Schaub at Tennessee, 9/20/09
	Sage Rosenfels vs. Tennessee, 10/21/07
<b>Game, Opponent</b>	
6	Aaron Rodgers vs. Green Bay, 10/14/12
5	Daunte Culpepper vs. Minnesota, 10/10/04
	Peyton Manning at Indianapolis, 11/14/04
	Tom Brady at New England, 9/24/17
<b>Games, Four or More Touchdown Passes, Career</b>	
6	Deshaun Watson, 2017-20
4	Matt Schaub, 2009-12
1	Ryan Fitzpatrick, 2014
	Sage Rosenfels, 2007
<b>Games, Four or More Touchdown Passes, Season</b>	
3	Deshaun Watson, 2017
2	Matt Schaub, 2012
	Matt Schaub, 2009
1	Deshaun Watson, 2019
	Deshaun Watson, 2018
	Ryan Fitzpatrick, 2014
	Sage Rosenfels, 2007
<b>Consecutive Games, Touchdown Passes</b>	
20	Deshaun Watson, 9/24/17 - 12/23/18
16	Matt Schaub, 11/14/10 - 10/30/11
12	Matt Schaub, 11/8/09 - 10/3/10
	Sage Rosenfels, 10/14/07 - 11/9/08
8	David Carr, 9/18/05 - 11/13/05
6	Brian Hoyer, 9/13/15 - 11/1/15
	Matt Schaub, 10/21/12 - 12/2/12
	Matt Schaub, 9/20/09 - 10/25/09
	David Carr, 9/19/04 - 10/31/04

## PASSES HAD INTERCEPTED

<b>Career</b>	
78	Matt Schaub, 2007-13
65	David Carr, 2002-06
34	Deshaun Watson, 2017-20
23	Sage Rosenfels, 2006-08
<b>Season</b>	
16	Brock Osweiler, 2016
15	Matt Schaub, 2009
	David Carr, 2002

14	Matt Schaub, 2013
	David Carr, 2004
<b>Game</b>	
4	Sage Rosenfels vs. Baltimore, 11/9/08
	David Carr at New England, 12/17/06
<b>Game, Opponent</b>	
4	David Garrard at Jacksonville, 11/12/06
	Steve McNair at Tennessee, 10/17/04
	Jameis Winston at Tampa Bay, 12/21/19
<b>Consecutive Passes without an interception</b>	
110	Matt Schaub, 11/14/10 - 12/2/10
105	Case Keenum, 10/20/13 - 11/17/13
104	Matt Schaub, 11/06/11 - 9/23/12
99	Matt Schaub, 12/10/12 - 12/30/12
	David Carr, 12/24/05 - 9/17/06
	David Carr, 10/17/04 - 11/14/04
<b>Attempts, No Interceptions, Game</b>	
44	Tom Savage vs. Indianapolis, 11/5/17
43	Case Keenum at Arizona, 11/10/13
42	David Carr vs. Minnesota, 10/10/04
41	Brock Osweiler at Denver, 10/24/16
	David Carr at Denver, 11/7/04
40	Deshaun Watson at Philadelphia, 12/23/18
	Matt Schaub at St. Louis, 12/20/09
	Matt Schaub at Jacksonville, 9/28/08
	Matt Schaub at Atlanta, 9/30/07
<b>Attempts, No Interceptions, Game, Opponent</b>	
62	Andrew Luck at Indianapolis, 9/30/18
61	Matthew Stafford at Detroit, 11/22/12
57	Peyton Manning vs. Indianapolis, 9/12/10
52	Peyton Manning at Denver, 9/23/12
51	Peyton Manning vs. Denver, 12/22/13

## LOWEST INTERCEPTION PERCENTAGE

<b>Seasons Leading Team</b>	
6	Matt Schaub, 2007-12
5	David Carr, 2002-06
<b>Career (1,500 attempts)</b>	
2.6	Matt Schaub, 2007-13
3.1	David Carr, 2002-06
<b>Season (224 attempts)</b>	
1.8	Deshaun Watson, 2018
1.9	Brian Hoyer, 2015
2.1	Matt Schaub, 2011
2.1	Matt Schaub, 2010
2.2	Matt Schaub, 2012
2.4	Case Keenum, 2013
2.4	Deshaun Watson, 2019
<b>Season, Rookie (204 attempts)</b>	
3.38	David Carr, 2002
3.92	Deshaun Watson, 2017

# TEXANS RECORDS - REGULAR SEASON INDIVIDUAL

## TIMES SACKED

### Career

249	David Carr, 2002-06
160	Matt Schaub, 2007-13
151	Deshaun Watson, 2017-20
36	T.J. Yates, 2011-13, 2015, 2017
27	Tom Savage, 2014-17
	Brock Osweiler, 2016

### Season

*76	David Carr, 2002
68	David Carr, 2005
62	Deshaun Watson, 2018
49	David Carr, 2004
* NFL record	

### Game

9	David Carr at San Diego, 9/15/03
8	David Carr at Cleveland, 10/20/02
	David Carr vs. Pittsburgh, 9/18/05
7	Deshaun Watson vs. Buffalo, 10/14/18
	Deshaun Watson at Indianapolis, 9/30/18
	David Carr vs. Tennessee, 10/9/05
	David Carr at Cincinnati, 10/2/05
	David Carr at Philadelphia, 9/29/02

### Game, Opponent

8	Blake Bortles vs. Jacksonville, 1/3/16
7	Zach Mettenberger vs. Tennessee, 11/1/15
6	Marcus Mariota vs. Tennessee, 11/26/18
	Jake Locker at Tennessee, 12/2/12
	Blaine Gabbert at Jacksonville, 11/27/11
	Tommy Maddox at Pittsburgh, 12/8/02

## RECEIVING

### RECEPTIONS

### Seasons Leading Team

10	Andre Johnson, 2003-06, 08-10, 12-14
5	DeAndre Hopkins, 2015-19

### Consecutive Seasons Leading Team

5	DeAndre Hopkins, 2015-19
4	Andre Johnson, 2003-06
3	Andre Johnson, 2008-10
	Andre Johnson, 2012-14

### Career

1,012	Andre Johnson, 2003-14
632	DeAndre Hopkins, 2013-19
385	Owen Daniels, 2006-13
326	Kevin Walter, 2006-12

### Seasons, 50 or More Pass Receptions

11	Andre Johnson, 2003-10, 2012-14
7	DeAndre Hopkins, 2013-19

4 Kevin Walter, 2007-10

Owen Daniels, 2007-08, 2011-12

2 Arian Foster, 2010-11

### Season

115	DeAndre Hopkins, 2018
	Andre Johnson, 2008
112	Andre Johnson, 2012
111	DeAndre Hopkins, 2015
109	Andre Johnson, 2013
104	DeAndre Hopkins, 2019
103	Andre Johnson, 2006

### Season, Rookie

66	Andre Johnson, 2003
52	DeAndre Hopkins, 2013
50	Steve Slaton, 2008

47 Will Fuller V, 2016

Domanick Williams#, 2003

# - Domanick Williams known as Domanick Davis prior to 2006.

### Game

14 Will Fuller V vs. Atlanta, 10/6/19

Andre Johnson vs. Jacksonville, 11/18/12 (OT)

13 Andre Johnson at Jacksonville, 12/5/13

12 7x - last: DeAndre Hopkins vs. Jacksonville, 12/30/18

### Game, Opponent

14	Dallas Clark at Indianapolis, 11/8/09
13	Keenan Allen vs. Houston Texans, 9/22/19
12	5x - last: Zach Ertz at Philadelphia, 12/23/18

### Consecutive Games Played, Pass Reception

133	Andre Johnson, 11/6/05 – 12/21/14
110	DeAndre Hopkins, 9/9/13 – 12/21/19
88	Owen Daniels, 12/10/06 – 10/6/13
42	Will Fuller V, 9/11/16– 12/21/19
37	Arian Foster, 1/3/10 – 10/21/12
35	Andre Johnson, 9/7/03 – 10/2/05
	Kevin Walter, 9/7/08 – 10/10/10

## RECEIVING YARDS GAINED

### Seasons Leading Team

10	Andre Johnson, 2003-10, 12-13
6	DeAndre Hopkins, 2014-19
1	Owen Daniels, 2011
	Corey Bradford, 2002

### Consecutive Seasons Leading Team

8	Andre Johnson, 2003-10
6	DeAndre Hopkins, 2014-19

### Career

13,597	Andre Johnson, 2003-14
8,602	DeAndre Hopkins, 2013-19
4,617	Owen Daniels, 2006-13
4,083	Kevin Walter, 2006-12

# TEXANS RECORDS - REGULAR SEASON INDIVIDUAL

<b>2,859</b>	<b>Will Fuller V, 2016-20</b>
<b>Seasons, 1,000 or More Yards</b>	
7	Andre Johnson – 2004, 2006, 2008-10, 2012-13
5	DeAndre Hopkins – 2014-15, 2017-19
<b>Season</b>	
1,598	Andre Johnson, 2012
1,575	Andre Johnson, 2008
1,572	DeAndre Hopkins, 2018
1,569	Andre Johnson, 2009
1,521	DeAndre Hopkins, 2015
<b>Season, Rookie</b>	
976	Andre Johnson, 2003
802	DeAndre Hopkins, 2013
<b>635</b>	<b>Will Fuller V, 2016</b>
483	Jabar Gaffney, 2002
377	Steve Slaton, 2008
<b>Game</b>	
273	Andre Johnson vs. Jacksonville, 11/18/12 (OT)
238	DeAndre Hopkins vs. Tennessee, 11/30/14
229	Andre Johnson vs. Indianapolis, 11/3/13
224	DeAndre Hopkins at Seattle, 10/29/17
<b>217</b>	<b>Will Fuller V vs. Atlanta, 10/6/19</b>
207	Andre Johnson vs. Tennessee, 12/14/08
196	Andre Johnson at St. Louis, 12/20/09
193	Andre Johnson vs. Seattle, 12/13/09
<b>Game, Opponent</b>	
265	Lee Evans vs. Buffalo, 11/19/06
236	Justin Blackmon vs. Jacksonville, 11/18/12 (OT)
223	T.Y. Hilton vs. Indianapolis, 10/9/14
199	T.Y. Hilton vs. Indianapolis, 12/9/18
186	Keelan Cole at Jacksonville, 12/17/17
183	Keenan Allen at Los Angeles Chargers, 9/22/19
<b>Games, 100 or More Yards, Career</b>	
51	Andre Johnson, 2003-14
30	DeAndre Hopkins, 2013-19
12	<b>Will Fuller V, 2016-20</b>
4	Owen Daniels, 2006-12
3	Arian Foster, 2009-15
	Corey Bradford, 2002-05
	Kevin Walter, 2006-12
<b>Games, 100 or More Yards, Season</b>	
8	Andre Johnson, 2008
7	DeAndre Hopkins, 2018
6	DeAndre Hopkins, 2015
	Andre Johnson, 2009-10, 2012-13
5	DeAndre Hopkins, 2017
	DeAndre Hopkins, 2019
<b>Consecutive Games, 100 or More Yards</b>	
4	Andre Johnson, 10/5/08 - 10/26/08
	DeAndre Hopkins, 9/27/15 - 10/18/15
3	DeAndre Hopkins, 12/15/18 - 12/31/18

Andre Johnson, 9/9/07 - 11/18/07	
<b>Longest Reception</b>	
81	Corey Bradford from David Carr vs. Buffalo, 10/13/02
80t	Jacoby Jones from Matt Schaub at Tampa Bay, 11/13/11
78t	Arian Foster from Matt Schaub at Tampa Bay, 11/13/11
	Arian Foster from Matt Schaub at Tennessee, 10/23/11
	Corey Bradford from David Carr at Miami, 9/7/03
77t	Andre Johnson from Matt Schaub vs. Kansas City, 9/9/07
<b>Longest Reception, Opponent</b>	
96t	Calvin Johnson vs. Detroit, 10/19/08
94t	Robert Woods at Los Angeles, 11/12/17
86t	Brandon LaFell vs. Cincinnati, 12/24/16
84t	Troy Edwards vs. Jacksonville, 10/28/03
83t	Nelson Agholor at Philadelphia, 12/23/18
	Lee Evans vs. Buffalo, 11/19/06
	Lee Evans vs. Buffalo, 11/19/06

## RECEIVING AVERAGE

<b>Average Gain, Career (200 receptions)</b>	
13.6	DeAndre Hopkins, 2013-19
13.4	Andre Johnson, 2003-14
12.5	Kevin Walter, 2006-12
12.0	Owen Daniels, 2006-13
<b>Average Gain, Season (32 receptions)</b>	
17.7	André Davis, 2007
15.9	DeAndre Hopkins, 2014
<b>15.7</b>	<b>Will Fuller V, 2018</b>
15.5	Andre Johnson, 2009
15.5	Corey Bradford, 2002
15.4	DeAndre Hopkins, 2013
<b>Average Gain, Game (min. 3 receptions)</b>	
30.5	Andre Johnson at Buffalo, 11/16/03 (4-122)
28.7	Andre Johnson at Detroit, 9/19/04 (3-86)
28.0	DeAndre Hopkins at Seattle, 10/29/17 (8-224)
27.3	Jabar Gaffney at Chicago, 12/19/04 (4-109)
26.5	Joel Dreessen at N.Y. Jets, 11/21/10 (4-106)
26.4	DeAndre Hopkins vs. Tennessee, 11/30/14 (9-238)

## RECEIVING TOUCHDOWNS

<b>Seasons Leading Team</b>	
8	Andre Johnson, 2003-04, 2006-10, 2013
6	DeAndre Hopkins, 2014-19
3	Corey Bradford, 2002-03, 2005
<b>Consecutive Seasons Leading Team</b>	
6	DeAndre Hopkins, 2015-19
5	Andre Johnson, 2006-10
<b>Career</b>	
64	Andre Johnson, 2003-14

# TEXANS RECORDS - REGULAR SEASON INDIVIDUAL

54	DeAndre Hopkins, 2013-19
29	Owen Daniels, 2006-13
24	Kevin Walter, 2006-12
22	<b>Will Fuller V, 2016-20</b>
18	Corey Bradford, 2002-05
<b>Season</b>	
13	DeAndre Hopkins, 2017
11	DeAndre Hopkins, 2018
	DeAndre Hopkins, 2015
9	Andre Johnson, 2009
8	Andre Johnson, 2010
	Andre Johnson, 2008
	Kevin Walter, 2008
	Andre Johnson, 2007
<b>Season, Rookie</b>	
5	Owen Daniels, 2006
4	<b>Jordan Thomas, 2018</b>
	Andre Johnson, 2003
<b>Game</b>	
3	<b>Will Fuller V vs. Atlanta, 10/7/19</b>
	DeAndre Hopkins vs. Kansas City, 10/8/17
	Andre Johnson vs. Indianapolis, 11/3/13
<b>Game, Rookie</b>	
2	<b>Jordan Thomas vs. Miami, 10/25/18</b>
	Jaelen Strong vs. Indianapolis, 10/8/15
	Owen Daniels at Tennessee, 10/29/06
	Andre Johnson vs. Kansas City, 9/21/03
<b>Game, Opponent</b>	
3	T.Y. Hilton vs. Indianapolis, 11/3/13
	Jordy Nelson vs. Green Bay, 10/14/12
	Vernon Davis vs. San Francisco, 10/25/09
	Steve Smith at Carolina, 9/16/07
	Terrell Owens at Dallas, 10/15/06
	Derrick Mason at Tennessee, 10/12/03
<b>Consecutive Games, Touchdowns</b>	
6	<b>Will Fuller V, 9/27/20 - 11/8/20</b>
5	DeAndre Hopkins, 10/14/18 - 11/18/18
	DeAndre Hopkins, 10/1/17 - 11/5/17
4	<b>Will Fuller V, 10/1/17 - 10/29/17</b>
	Arian Foster, 10/20/14 - 11/30/14
	Andre Johnson, 12/13/10 - 9/18/11
	Andre Johnson, 12/2/07 - 12/23/07

## PUNTING

### PUNTING

#### Seasons Leading Team

5	Shane Lechler, 2013-17
	Chad Stanley, 2002-06
4	Matt Turk, 2007-10

#### Consecutive Seasons Leading Team

5	Shane Lechler, 2013-17
	Chad Stanley, 2002-06
4	Matt Turk, 2007-10

### PUNTS

#### Career

437	Chad Stanley, 2002-06
430	Shane Lechler, 2013-17
254	Matt Turk, 2007-11
88	Donnie Jones, 2012

#### Season

114	Chad Stanley, 2002
97	Chad Stanley, 2003
95	Shane Lechler, 2015
92	Shane Lechler, 2017
88	Shane Lechler, 2013
	Donnie Jones, 2012

#### Game

11	Shane Lechler at Jacksonville, 12/17/17
	Chad Stanley at Indianapolis, 12/1/02
10	Donnie Jones at Tennessee, 12/2/12
	Brett Hartmann at Jacksonville, 11/27/11
	Chad Stanley at Jacksonville, 12/7/03
	Chad Stanley at Pittsburgh, 12/8/02
	Chad Stanley at San Diego, 9/15/02
	Chad Stanley vs. Dallas, 9/8/02

#### Game, Opponent

11	Marquette King vs. Oakland, 11/17/13
10	Darren Bennett at San Diego, 9/15/02
9	8 times, last Logan Cooke vs. Jacksonville, 12/30/18

#### Longest Punt

71	Shane Lechler vs. Indianapolis, 10/9/14
	<b>Bryan Anger vs. Carolina, 9/29/19</b>
69	Brett Hartmann at Miami, 9/18/11
67	<b>Bryan Anger vs. Green Bay, 10/25/20</b>
66	Donnie Jones at Denver, 9/23/12
	Brett Hartmann vs. Atlanta, 12/4/11
65	Shane Lechler at Oakland, 9/14/14
	Shane Lechler at Arizona, 11/10/13
	Donnie Jones vs. Minnesota, 12/23/12

#### Longest Punt, Opponent

75	Mat McBriar at Dallas, 10/15/06
74	Sam Koch vs. Baltimore, 11/9/08
70	Brett Kern at Tennessee, 12/2/12
	Brandon Fields vs. Miami, 9/18/11

### PUNT AVERAGE

#### Career (250 punts)

47.6	Shane Lechler, 2013-17
42.3	Matt Turk, 2007-11
41.0	Chad Stanley, 2002-06

#### Season (40 punts)



# TEXANS RECORDS - REGULAR SEASON INDIVIDUAL

49.0	Shane Lechler, 2017
47.6	Shane Lechler, 2013
47.5	Shane Lechler, 2016
47.3	Shane Lechler, 2015
47.2	Donnie Jones, 2012
46.5	Bryan Anger, 2019

## Game (4 punts)

58.9	Shane Lechler at Arizona, 11/10/13 (7 punts)
58.5	Shane Lechler at New England, 9/24/17 (4 punts)
54.5	Shane Lechler vs. Indianapolis, 10/9/14 (4 punts)
54.2	Donnie Jones at Denver, 9/23/12 (5 punts)
53.0	Shane Lechler at Seattle, 10/29/17 (5 punts)

## Game, Opponent (4 punts)

56.8	Shane Lechler at Oakland, 12/3/06 (4 punts)
	Mat McBriar at Dallas, 10/15/06 (4 punts)
53.9	Brett Nortman at Carolina, 9/20/15 (7 punts)
53.4	Shane Lechler vs. Oakland, 10/4/09 (8 punts)
52.8	Mike Scifres at San Diego, 10/28/07 (5 punts)
52.5	Brad Nortman vs. Jacksonville, 12/18/16 (6 punts)

## PUNTS HAD BLOCKED

### Consecutive Punts, None Blocked

327	Chad Stanley, 2002-06
324	Shane Lechler, 2014-17 (current)
254	Matt Turk, 2007-11
99	Shane Lechler, 2013-14

### Punts Had Blocked, Career

2	Chad Stanley, 2002-06
1	Shane Lechler, 2013-15

### Punts Had Blocked, Season

2	Chad Stanley, 2002
1	Shane Lechler, 2014

## PUNTS INSIDE THE 20

### Career

147	Shane Lechler, 2013-17
135	Chad Stanley, 2002-06
88	Matt Turk, 2007-11

### Season

36	Trevor Daniel, 2018
36	Chad Stanley, 2002
36	Chad Stanley, 2003
34	Shane Lechler, 2013
32	Shane Lechler, 2017

### Game

6	Chad Stanley vs. Dallas, 9/8/02
5	Shane Lechler vs. Indianapolis, 11/5/17
	Shane Lechler vs. Tennessee, 9/15/13
	Donnie Jones at Tennessee, 12/2/12
	Chad Stanley at San Francisco, 1/1/06

### Game, Opponent

6	Brett Kern at Tennessee, 12/29/13
---	-----------------------------------

Andy Lee vs. Arizona, 11/19/17

5	Sam Koch vs. Baltimore, 12/13/10
	Mike Scifres at San Diego, 10/28/07
	Craig Hentrich vs. Tennessee, 12/10/06

## PUNT RETURNS

### PUNT RETURNS

#### Seasons Leading Team

5	Jacoby Jones, 2007-11
3	Keshawn Martin, 2012-14
2	Tyler Ervin, 2016, 2018
	J.J. Moses, 2003-04

#### Career

179	Jacoby Jones, 2007-11
86	Keshawn Martin, 2012-15
72	J.J. Moses, 2003-04

#### Season

49	Jacoby Jones, 2011
39	Jacoby Jones, 2009
	Keshawn Martin, 2013
36	Keith Mumphery, 2015
	J.J. Moses, 2003-04
	Jermaine Lewis, 2002

#### Season, Rookie

36	Keith Mumphery, 2015
30	Jacoby Jones, 2007
27	Tyler Ervin, 2016
22	Keshawn Martin, 2012
12	Jerome Mathis, 2005

#### Game

7	Keshawn Martin vs. Oakland, 11/17/13
	Jacoby Jones at Jacksonville, 11/27/11
	Jacoby Jones vs. Oakland, 10/4/09
6	DeAndre Carter vs. Jacksonville, 12/30/18
	Trindon Holliday at Jacksonville, 9/16/12
	Keith Mumphery at Carolina, 9/20/15

#### Game, Opponent

6	Jabrill Peppers vs. Cleveland, 10/15/17
	Alex Erickson vs. Cincinnati, 12/24/16
	Patrick Peterson at Arizona, 11/10/13
	Marcus Sherels vs. Minnesota, 12/23/12
	Darius Reynaud at Tennessee, 12/2/12
	David Allen at Jacksonville, 12/7/03
	Antwaan Randle El at Pittsburgh, 12/8/02
	Troy Walters at Indianapolis, 12/1/02

## FAIR CATCHES

#### Career

60	Jacoby Jones, 2007-11
----	-----------------------

# TEXANS RECORDS - REGULAR SEASON INDIVIDUAL

55	Keshawn Martin, 2012-14
34	Tyler Ervin, 2016-18
27	DeAndre Carter, 2018-19
20	J.J. Moses, 2003-04
<b>Season</b>	
24	Keshawn Martin, 2014
21	Keshawn Martin, 2013
18	DeAndre Carter, 2019
17	Jacoby Jones, 2008
	Jermaine Lewis, 2002
15	Jacoby Jones, 2010
<b>Game</b>	
4	Keshawn Martin vs. Indianapolis, 10/9/14
	Keshawn Martin at Tennessee, 12/29/13
	Dexter Wynn vs. Buffalo, 11/19/06
	Jermaine Lewis vs. Dallas, 9/8/02
<b>Game, Opponent</b>	
5	Dante Hall vs. Kansas City, 9/21/03
4	7 times, last by Ace Sanders vs. Jacksonville, 11/24/2013

## PUNT RETURN YARDS GAINED

<b>Seasons Leading Team</b>	
5	Jacoby Jones, 2007-11
3	Keshawn Martin, 2012-14
2	Tyler Ervin, 2016, 2018
	J.J. Moses, 2003-04
<b>Career</b>	
1,820	Jacoby Jones, 2007-11
766	Keshawn Martin, 2012-15
553	J.J. Moses, 2003-04
496	Tyler Ervin, 2016-18
<b>Season</b>	
518	Jacoby Jones, 2011
427	Jacoby Jones, 2009
386	Jacoby Jones, 2008
<b>Season, Rookie</b>	
286	Jacoby Jones, 2007
280	Keith Mumphery, 2015
267	Keshawn Martin, 2012
261	Tyler Ervin, 2016
<b>Game</b>	
125	Keshawn Martin vs. Oakland, 11/17/13
100	Jacoby Jones at Arizona, 10/11/09
92	Avion Black vs. Baltimore, 12/15/02
91	Jacoby Jones at Jacksonville, 11/27/11
	Jacoby Jones vs. Indianapolis, 9/11/11
<b>Game, Opponent</b>	
100	Marcus Sherels at Minnesota, 10/9/16
93	Tandon Doss at Baltimore, 9/22/13
82	Eli Rogers vs. Pittsburgh, 12/25/17
81	DeAnthony Thomas vs. Kansas City, 9/13/15

80	Johnnie Lee Higgins at Oakland, 12/21/08
	Adam Jones at Tennessee, 12/11/05
<b>Longest Punt Return</b>	
87	Keshawn Martin vs. Oakland, 11/17/13
79t	Jacoby Jones vs. Indianapolis, 9/11/11
76	Avion Black vs. Baltimore, 12/15/02
74	Jacoby Jones vs. Indianapolis, 9/23/07
73t	Jacoby Jones vs. Cincinnati, 10/26/08

## PUNT RETURN AVERAGE

<b>Career (75 returns)</b>	
10.2	Jacoby Jones, 2007-11
8.9	Keshawn Martin, 2012-14
<b>Season (20 returns)</b>	
12.14	Keshawn Martin, 2012
12.06	Jacoby Jones, 2008
10.92	Jacoby Jones, 2009
10.57	Jacoby Jones, 2011
9.73	DeAndre Carter, 2019
<b>Season, rookie (20 returns)</b>	
12.1	Keshawn Martin, 2012
9.7	Tyler Ervin, 2016
<b>Game (3 returns)</b>	
30.7	Avion Black vs. Baltimore, 12/15/02
30.3	Jacoby Jones vs. Indianapolis, 9/11/11
21.8	Jacoby Jones vs. Miami, 10/12/08
20.0	Jacoby Jones at Arizona, 10/11/09
<b>Game, Opponent (3 returns)</b>	
26.7	Adam Jones at Tennessee, 12/11/05
25.0	Marcus Sherels vs. Minnesota, 10/9/16
22.3	Griff Whalen at Indianapolis, 12/16/13

## PUNT RETURN TOUCHDOWNS

<b>Career</b>	
3	Jacoby Jones, 2007-11
1	Keshawn Martin, 2012-15
	Avion Black, 2002
	Will Fuller V, 2016-2019
<b>Season</b>	
2	Jacoby Jones, 2008
1	Keshawn Martin, 2013
	Jacoby Jones, 2011
	Avion Black, 2002
	Will Fuller V, 2016
<b>Game</b>	
1	Will Fuller V vs. Tennessee, 10/2/16 (67 yards)
	Keshawn Martin vs. Oakland, 11/17/13 (87)
	Jacoby Jones vs. Indianapolis, 9/11/11 (79)
	Jacoby Jones vs. Cincinnati, 10/26/08 (73)
	Jacoby Jones vs. Miami, 10/12/08 (70)
	Avion Black vs. Baltimore, 12/15/02 (76)
<b>Game, Opponent</b>	

# TEXANS RECORDS - REGULAR SEASON INDIVIDUAL

1	Tyreek Hill vs. Kansas City, 10/8/17 (82 yards)
	Marcus Sherels at Minnesota, 10/9/16 (79)
	Tandon Doss at Baltimore, 9/22/13 (82)
	Marcus Thigpen vs. Miami, 9/9/12 (72)
	Johnnie Lee Higgins at Oakland, 12/21/08 (80)
	Adam Jones at Tennessee, 10/29/06 (53)
	Adam Jones at Tennessee, 12/11/05 (52)
	Dante Hall vs. Kansas City, 9/21/03 (73)

## KICKOFF RETURNS

### KICKOFF RETURNS

#### Seasons Leading Team

3	André Davis, 2007-09
2	Tyler Ervin, 2016, 2018
	Keshawn Martin, 2012-13
	Danieal Manning, 2011, 2014
	J.J. Moses, 2003-04

#### Career

117	J.J. Moses, 2003-04
108	André Davis, 2007-09
72	Jerome Mathis, 2005-07
68	Keshawn Martin, 2012-15

#### Season

59	J.J. Moses, 2004
58	J.J. Moses, 2003
54	Jerome Mathis, 2005

#### Season, Rookie

54	Jerome Mathis, 2005
31	Keshawn Martin, 2012
20	Vernand Morency, 2005

#### Game

8	Dexter Wynn at New England, 12/17/06
7	10x - last: Jacoby Jones at Indianapolis, 11/1/2010

#### Game, Opponent

7	Devin Moore vs. Indianapolis, 9/12/10
	Reggie Swinton vs. Arizona, 12/18/05
	Doug Gabriel vs. Oakland, 10/3/04

### KICKOFF RETURN YARDS

#### Seasons Leading Team

3	André Davis, 2007-09
2	Tyler Ervin, 2016, 2018
	Keshawn Martin, 2012-13
	J.J. Moses, 2003-04
	Danieal Manning, 2011, 2014

#### Career

2,743	André Davis, 2007-09
2,658	J.J. Moses, 2003-04
2,054	Jerome Mathis, 2005-07
1,707	Keshawn Martin, 2012-15

#### Season

1,542	Jerome Mathis, 2005
1,355	J.J. Moses, 2003
1,303	J.J. Moses, 2004

#### Season, Rookie

1,542	Jerome Mathis, 2005
741	Keshawn Martin, 2012
437	Vernand Morency, 2005

#### Game

266	Jerome Mathis vs. Kansas City, 11/20/05
	Jerome Mathis vs. Indianapolis, 10/23/05
234	André Davis vs. Jacksonville, 12/30/07
233	Jerome Mathis vs. Indianapolis, 9/23/07
186	J.J. Moses at Cincinnati, 11/9/03

#### Game, Opponent

233	David Reed vs. Baltimore, 12/13/10
199	Doug Gabriel vs. Oakland, 10/3/04
196	Jacoby Jones vs. Baltimore, 10/21/12
187	Danieal Manning vs. Chicago, 12/28/08
178	Fred Jackson at Buffalo, 11/1/09

#### Longest, Game (All TDs)

104	André Davis vs. Jacksonville, 12/30/07
99	Jerome Mathis vs. Kansas City, 11/20/05
97	André Davis vs. Jacksonville, 12/30/07
	André Davis vs. Tampa Bay, 12/9/07
95	Jacoby Jones vs. Oakland, 10/4/09

#### Longest, Game, Opponent (All TDs)

103	David Reed vs. Baltimore, 12/13/10
101	Deji Karim at Indianapolis, 12/30/12
100	Marqise Lee vs. Jacksonville, 12/18/16
	Joe McKnight at N.Y. Jets, 10/8/12
99	Eddie Drummond at Detroit, 9/19/04

### KICKOFF RETURN AVERAGE

#### Career (75 returns)

25.4	André Davis, 2007-09
22.7	J.J. Moses, 2003-04

#### Season (20 returns)

30.3	André Davis, 2007
28.6	Jerome Mathis, 2005
26.6	Jacoby Jones, 2009

#### Season, Rookie (20 returns)

28.6	Jerome Mathis, 2005
23.1	Keshawn Martin, 2012

#### Game (3 returns)

46.8	André Davis vs. Jacksonville, 12/30/07
38.0	Jerome Mathis vs. Kansas City, 11/20/05
	Jerome Mathis vs. Indianapolis, 10/23/05
37.0	Jerome Mathis at Oakland, 12/3/06

#### Game, Opponent (3 returns)

53.0	Deji Karim at Indianapolis, 12/30/12
42.0	André Davis at Cleveland, 10/20/02

# TEXANS RECORDS - REGULAR SEASON INDIVIDUAL

39.3 Eddie Drummond at Detroit, 9/19/04  
38.8 David Reed vs. Baltimore, 12/13/10

## KICKOFF RETURN TOUCHDOWNS

### Career

3 André Davis, 2007  
Jerome Mathis, 2005, 2007  
1 Jacoby Jones, 2009

### Season

3 André Davis, 2007  
2 Jerome Mathis, 2005  
1 Jacoby Jones, 2009  
Jerome Mathis, 2007

### Rookie, Season

2 Jerome Mathis, 2005

### Game

\*2 André Davis vs. Jacksonville, 12/30/07 (104 and 97 yards)  
1 Jacoby Jones vs. Oakland, 10/4/09 (95)  
André Davis vs. Tampa Bay, 12/9/07 (97)  
Jerome Mathis vs. Indianapolis, 9/23/07 (94)  
Jerome Mathis vs. Kansas City, 11/20/05 (99)  
Jerome Mathis vs. Indianapolis, 10/23/05 (89)

\* Tied NFL record

### Game, Opponent

1 Marqise Lee vs. Jacksonville, 12/18/16 (100 yards)  
Deji Karim at Indianapolis, 12/30/12 (101)  
Joe McKnight at N.Y. Jets, 10/8/12 (100)  
David Reed vs. Baltimore, 12/13/10 (103)  
Ellis Hobbs at New England, 12/17/06 (93)  
Eddie Drummond at Detroit, 9/19/04 (99)  
André Davis at Cleveland, 10/20/02 (95)

## BLOCKED PUNTS

## BLOCKED PUNTS

### Career

2 Bryan Braman, 2011-13  
Ramon Walker, 2002-05  
1 Buddy Howell, 2020  
Tyrell Adams, 2018-19  
Alfred Blue, 2014-18  
Antwan Peek, 2003-05  
Jimmy McClain, 2002

### Season

2 Bryan Braman, 2012  
1 Ramon Walker, 2005  
Antwan Peek, 2004  
Ramon Walker, 2003  
Jimmy McClain, 2002  
Alfred Blue, 2014

Tyrell Adams, 2018  
Buddy Howell, 2020

### Game

1 Buddy Howell vs. Green Bay, 10/25/20  
Tyrell Adams vs. Buffalo, 10/14/18  
Alfred Blue vs. Washington, 9/7/14  
Bryan Braman vs. Indianapolis, 12/16/12  
Bryan Braman vs. Green Bay, 10/14/12  
Ramon Walker at San Francisco, 1/1/06  
Antwan Peek at Denver, 11/7/04  
Ramon Walker vs. New England, 11/23/03  
Jimmy McClain at Washington, 12/22/02

### Game, Opponent

1 Demontre Moore at N.Y. Giants, 9/21/14  
Randy Starks vs. Tennessee, 11/28/04  
Rocky Boiman vs. Tennessee, 12/29/02  
Eric Westmoreland at Jacksonville, 10/27/02

## BLOCKED PUNT RETURNS

### Career

1 Brennan Scarlett, 2016-19  
Alfred Blue, 2014-18  
DeVier Posey, 2012-14  
Bryan Braman, 2011-13  
Jonathan Wells, 2002-05  
Kevin Williams, 2002

### Season

1 Brennan Scarlett, 2018  
Alfred Blue, 2014  
DeVier Posey, 2012  
Bryan Braman, 2012  
Jonathan Wells, 2002  
Kevin Williams, 2002

### Game

1 Brennan Scarlett vs. Buffalo Bills, 10/14/18  
Alfred Blue vs. Washington, 9/7/14 for TD  
Bryan Braman vs. Indianapolis, 12/16/12 for TD  
DeVier Posey vs. Green Bay, 10/14/12 for TD  
Jonathan Wells at Denver, 11/7/04  
Kevin Williams at Washington, 12/22/02 for TD

## SPECIAL TEAMS TOUCHDOWNS

## SPECIAL TEAMS TOUCHDOWNS

### Career

4 Jacoby Jones, 2007-11  
3 André Davis, 2007-09  
Jerome Mathis, 2005-07

### Season

3 André Davis, 2007



# TEXANS RECORDS - REGULAR SEASON INDIVIDUAL

2	Jerome Mathis, 2005
	Jacoby Jones, 2008
<b>Game</b>	
*2	André Davis vs. Jacksonville, 12/30/07 (104 yards KR and 97 KR)
1	<b>Will Fuller V vs. Tennessee, 10/2/16 (67 PR)</b>
	Alfred Blue vs. Washington, 9/7/14 (5 BP)
	Keshawn Martin vs. Oakland, 11/17/13 (87 PR)
	Bryan Braman vs. Indianapolis, 12/16/12 (8 BP)
	Devier Posey vs. Green Bay, 10/14/12 (0 BP)
	Jacoby Jones vs. Indianapolis, 9/11/11 (79 PR)
	Jacoby Jones vs. Oakland, 10/4/09 (95 KR)
	Jacoby Jones vs. Cincinnati, 10/26/08 (73 PR)
	Jacoby Jones vs. Miami, 10/12/08 (70 PR)
	André Davis vs. Tampa Bay, 12/9/07 (97 KR)
	Jerome Mathis vs. Indianapolis, 9/23/07 (94 KR)
	Jerome Mathis vs. Kansas City, 11/20/05 (99 KR)
	Jerome Mathis vs. Indianapolis, 10/23/05 (89 KR)
	Kevin Williams at Washington, 12/22/02 (0 BP)
	Avion Black vs. Baltimore, 12/15/02 (76 PR)

\* Tied NFL record

## INTERCEPTIONS

### INTERCEPTIONS

<b>Seasons Leading Team</b>	
3	Andre Hal, 2015, 2017-18
2	Kareem Jackson, 2012, 2014
	Johnathan Joseph, 2011, 2013
	Jason Allen, 2010-11
	Dunta Robinson, 2004, 2006
<b>Career</b>	
17	Johnathan Joseph, 2011-19
16	Kareem Jackson, 2010-18
13	Dunta Robinson, 2004-09
12	Andre Hal, 2014-18
11	Marcus Coleman, 2002-05
	Aaron Glenn, 2002-04
9	Quintin Demps, 2010-16
8	Brian Cushing, 2009-17
7	Jason Allen, 2010-11
6	A.J. Bouye, 2013-16
<b>Season</b>	
7	Marcus Coleman, 2003
6	Quintin Demps, 2016
	Dunta Robinson, 2004
5	Aaron Glenn, 2004
	Aaron Glenn, 2002
<b>Season, Rookie</b>	
6	Dunta Robinson, 2004

4	Brian Cushing, 2009
3	<b>Justin Reid, 2018</b>
	Fred Bennett, 2007
2	<b>Dylan Cole, 2017</b>
	Kareem Jackson, 2010
<b>Game</b>	
3	Glover Quin vs. Tennessee, 11/28/10
2	11x - last: Johnathan Joseph vs. Cleveland, 10/15/2017
<b>Game, Opponent</b>	
2	16x - last: Richard Sherman at Seattle, 10/29/17
<b>Consecutive Games With An Interception</b>	
4	Quintin Demps, 12/11/16-1/1/17

## INTERCEPTION YARDS

<b>Seasons Leading Team</b>	
3	Johnathan Joseph, 2012-13, 2017
1	16 times, last by Tashaun Gipson, 2019
<b>Gained, Career</b>	
410	Johnathan Joseph, 2011-19
336	Kareem Jackson, 2010-18
221	Aaron Glenn, 2002-04
217	Marcus Coleman, 2002-05
183	<b>Justin Reid, 2018-19</b>
162	Dunta Robinson, 2004-09
<b>Season</b>	
181	Aaron Glenn, 2002
146	Dunta Robinson, 2004
128	<b>Justin Reid, 2018</b>
121	Bernard Pollard, 2009
120	A.J. Bouye, 2014
116	Marcus Coleman, 2004
<b>Season, Rookie</b>	
146	Dunta Robinson, 2004
128	<b>Justin Reid, 2018</b>
47	Fred Bennett, 2007
28	<b>Dylan Cole, 2017</b>
26	Brian Cushing, 2009
<b>Game</b>	
135	Aaron Glenn at Pittsburgh, 12/8/02
102	Marcus Coleman at Kansas City, 9/28/04
101	<b>Justin Reid at Washington, 11/18/18</b>
95	Marlon McCree vs. Tennessee, 12/21/03
<b>Game, Opponent</b>	
102	Artrell Hawkins vs. Cincinnati, 11/3/02
99	Cortland Finnegan vs. Tennessee, 9/21/08
98	Alec Ogletree vs. St. Louis, 10/13/13
<b>Longest Return</b>	
102t	Marcus Coleman at Kansas City, 9/26/04
101t	<b>Justin Reid at Washington, 11/18/18</b>
95t	Marlon McCree vs. Tennessee, 12/21/03
86	Brice McCain at N.Y. Jets, 10/8/12
82t	Johnathan Joseph vs. Cleveland, 10/15/17

# TEXANS RECORDS - REGULAR SEASON INDIVIDUAL

80t J.J. Watt vs. Buffalo Bills, 9/28/14

## Longest Return, Opponent (All TDs)

102	Artrell Hawkins vs. Cincinnati, 11/3/02
99	Cortland Finnegan vs. Tennessee, 9/21/08
98	Alec Ogletree vs. St. Louis, 10/13/13
91	Darius Butler vs. New England, 1/3/10

## INTERCEPTIONS RETURNED FOR TOUCHDOWN

### Interceptions Returned For Touchdowns Career

4	Johnathan Joseph, 2011-19
3	Kareem Jackson, 2010-18
2	Aaron Glenn, 2002-04

### Season

2	Aaron Glenn, 2002
---	-------------------

1	25x - last: Bradley Roby, 2019
---	--------------------------------

### Game

2	Aaron Glenn vs. Pittsburgh, 12/8/02
---	-------------------------------------

## PASS DEFENSE

### PASSES DEFENSED

### Seasons Leading Team

5	Johnathan Joseph, 2011; 2013-15; 2019
3	Kareem Jackson, 2012, 2017-18
	Dunta Robinson, 2004-06
2	Marcus Coleman, 2002-03
	Glover Quin, 2009-10

### Career

118	Johnathan Joseph, 2011-19
88	Kareem Jackson, 2010-18
63	Dunta Robinson, 2004-09
57	J.J. Watt, 2011-20
	Marcus Coleman, 2002-05
47	Glover Quin, 2009-12

### Season

22	Johnathan Joseph, 2015
	Marcus Coleman, 2003
	Marcus Coleman, 2002

19	Jacques Reeves, 2008
	Dunta Robinson, 2004

18	Aaron Glenn, 2002
17	Kareem Jackson, 2012, 2018

### Game

6	Aaron Glenn vs. Dallas, 9/8/02
5	4x - last: Johnathan Joseph vs. Tampa Bay, 9/27/15

## TACKLES AND SACKS

### TOTAL TACKLES

### Career

664	Brian Cushing, 2009-17
-----	------------------------

636	DeMeco Ryans, 2006-11
-----	-----------------------

556	Kareem Jackson, 2010-18
-----	-------------------------

526	Bennardick McKinney, 2015-20
-----	------------------------------

510	J.J. Watt, 2011-20
-----	--------------------

492	Johnathan Joseph, 2011-19
-----	---------------------------

### Season

166	Jamie Sharper, 2003
-----	---------------------

156	DeMeco Ryans, 2006
-----	--------------------

139	Jamie Sharper, 2004
-----	---------------------

137	Zach Cunningham, 2019
-----	-----------------------

	Jay Foreman, 2002
--	-------------------

	Jamie Sharper, 2002
--	---------------------

### Game

17	Brian Cushing at N.Y. Giants, 9/21/14
----	---------------------------------------

	Jamie Sharper at Tampa Bay, 12/14/03
--	--------------------------------------

	Jamie Sharper at Cincinnati, 11/9/03
--	--------------------------------------

16	Benardrick McKinney at New England, 9/22/16
----	---

	Zach Cunningham vs. Denver, 12/8/19
--	-------------------------------------

	Zach Cunningham vs. Indianapolis Colts, 11/21/19
--	--

	Jay Foreman vs. New England, 11/23/03
--	---------------------------------------

## SOLO TACKLES

### Solo Tackles, Career

479	DeMeco Ryans, 2006-11
-----	-----------------------

461	Kareem Jackson, 2010-18
-----	-------------------------

424	Brian Cushing, 2009-16
-----	------------------------

398	Johnathan Joseph, 2011-19
-----	---------------------------

394	J.J. Watt, 2011-20
-----	--------------------

332	Dunta Robinson, 2004-09
-----	-------------------------

### Solo Tackles, Season

126	DeMeco Ryans, 2006
-----	--------------------

107	Jamie Sharper, 2003
-----	---------------------

101	Jay Foreman, 2003
-----	-------------------

	Jay Foreman, 2002
--	-------------------

### Solo Tackles, Game

14	DeMeco Ryans at Oakland, 12/3/06
----	----------------------------------

	Jay Foreman vs. New England, 11/23/03
--	---------------------------------------

13	Glover Quin at Jacksonville, 11/14/10
----	---------------------------------------

	Xavier Adibi at Indianapolis, 11/16/08
--	--

	DeMeco Ryans at N.Y. Jets, 11/26/06
--	-------------------------------------

## SACKS

### Seasons Leading Team

5	J.J. Watt, 2012-15, 2018
---	--------------------------

4	Mario Williams, 2007-10
---	-------------------------

2	Whitney Mercilus, 2016, 2019
---	------------------------------

1	7x - last: Jadeveon Clowney, 2017
---	-----------------------------------

### Career

100.0	J.J. Watt, 2011-20
-------	--------------------

53.0	Whitney Mercilus, 2012-20
------	---------------------------

# TEXANS RECORDS - REGULAR SEASON INDIVIDUAL

	Mario Williams, 2006-11
29.0	Jadeveon Clowney, 2014-18
27.5	Antonio Smith, 2009-13, 2016
Season	
20.5	J.J. Watt, 2014
	J.J. Watt, 2012
17.5	J.J. Watt, 2015
16.0	J.J. Watt, 2018
14.0	Mario Williams, 2007
12.0	Whitney Mercilus, 2015
	Mario Williams, 2008
11.5	Connor Barwin, 2011

## FUMBLES

### FUMBLES LOST

Career	
22	David Carr, 2002-06
14	Matt Schaub, 2007-13
11	Arian Foster, 2009-15
9	Tom Savage, 2014-17
8	Domanick Williams#, 2003-05
7	Andre Johnson, 2003-14
	Steve Slaton, 2008-10
	Deshaun Watson, 2017-19
Season	
21	David Carr, 2002
17	David Carr, 2005
16	David Carr, 2006
10	Matt Schaub, 2008
	David Carr, 2004
Game	
3	8x - last: Sage Rosenfels vs. Indianapolis, 10/5/2008

### FUMBLES FORCED

Career	
25	J.J. Watt, 2011-20
13	Whitney Mercilus, 2012-19
11	Mario Williams, 2006-11
9	Brian Cushing, 2009-17
7	Antonio Smith, 2009-13
6	Kareem Jackson, 2010-18
	Dunta Robinson, 2004-09
	DeMeco Ryans, 2006-11
	Jamie Sharper, 2002-04
Season	
7	J.J. Watt, 2018
4	Whitney Mercilus, 2019
	J.J. Watt, 2014
	J.J. Watt, 2013

J.J. Watt, 2012

Mario Williams, 2008

Shantee Orr, 2005

Game

2 11x - last: Whitney Mercilus vs. Jacksonville, 9/15/19

### OWN FUMBLES RECOVERED

Career

28 David Carr, 2002-06  
11 Matt Schaub, 2007-13  
9 Deshaun Watson, 2017-20  
6 Chester Pitts, 2002-09  
4 Ryan Fitzpatrick, 2014  
Duane Brown, 2008-14  
Arian Foster, 2009-14  
Andre Johnson, 2003-14  
Jacoby Jones, 2007-11

Season

12 David Carr, 2002  
6 David Carr, 2005  
5 David Carr, 2006  
Deshaun Watson, 2019  
4 Ryan Fitzpatrick, 2014  
Matt Schaub, 2008  
David Carr, 2004

Game

2 Wade Smith at Baltimore, 10/16/11  
David Carr vs. Kansas City, 11/20/05  
David Carr at Detroit, 9/19/04  
David Carr at Washington, 12/22/02  
David Carr at Pittsburgh, 12/8/02  
Deshaun Watson vs. Atlanta, 10/7/19

### OPPONENTS' FUMBLES RECOVERED

Career

16 J.J. Watt, 2011-20  
8 Whitney Mercilus, 2012-20  
DeMeco Ryans, 2006-10  
5 Jadeveon Clowney, 2014-18  
Morlon Greenwood, 2005-07  
4 Tim Dobbins, 2011-13  
C.C. Brown, 2005-08  
Jamie Sharper, 2002-04

Season

5 J.J. Watt, 2014  
4 Tim Dobbins, 2012  
3 DeMeco Ryans, 2008  
DeMeco Ryans, 2007  
C.C. Brown, 2007  
Morlon Greenwood, 2006  
Jamie Sharper, 2002

Game

# TEXANS RECORDS - REGULAR SEASON INDIVIDUAL

2 J.J. Watt at Arizona, 11/10/13  
DeMeco Ryans vs. Tennessee, 10/21/07

## FUMBLE RETURN YARDS

### Career Return Yards

102 DeMeco Ryans, 2006-11  
73 Johnathan Joseph, 2010-18  
71 Jadeveon Clowney, 2014-18  
68 J.J. Watt, 2011-19  
66 Antwan Peek, 2003-06  
60 Charlie Anderson, 2004-07

### Longest Fumble Return

66 Antwan Peek at Jacksonville, 12/26/04 (TD)  
60 Charlie Anderson at Chicago, 12/19/04 (TD)  
58 DeMarcus Faggins at Oakland, 12/3/06 (TD)

## FUMBLES RETURNED FOR TOUCHDOWNS

### Career

2 Jadeveon Clowney, 2014-18

### Season

1 17x - last: Jadeveon Clowney, 2018

### Game

1 17x - last: Jadeveon Clowney, 0 yards at Indianapolis, 9/30/18

## SCORING

## SCORING

### Seasons Leading Team

8 Kris Brown, 2002-09  
3 Ka'imi Fairbairn, 2017-19  
2 Nick Novak, 2015-16  
Randy Bullock, 2013-14  
Neil Rackers, 2010-11

### Consecutive Seasons Leading Team

8 Kris Brown, 2002-09  
3 Ka'imi Fairbairn, 2017-19  
2 Nick Novak, 2015-16  
Randy Bullock, 2013-14  
Neil Rackers, 2010-11

## POINTS

### Career

767 Kris Brown, 2002-09  
410 Arian Foster, 2009-14  
404 Ka'imi Fairbairn, 2017-20  
388 Andre Johnson, 2003-14  
328 DeAndre Hopkins, 2013-19  
259 Neil Rackers, 2010-11

### Season

150 Ka'imi Fairbairn, 2018

138 Shayne Graham, 2012  
135 Neil Rackers, 2011  
130 Randy Bullock, 2014  
127 Nick Novak, 2016

### Points, No Touchdowns, Season

150 Ka'imi Fairbairn, 2018  
138 Shayne Graham, 2012  
135 Neil Rackers, 2011  
130 Randy Bullock, 2014  
127 Nick Novak, 2016

### Points, No Touchdowns, Career

767 Kris Brown, 2002-09  
404 Ka'imi Fairbairn, 2017-20  
259 Neil Rackers, 2010-11  
252 Randy Bullock, 2013-15

### Seasons, 100 or More Points

4 Kris Brown, 2005, 2007-09  
2 Ka'imi Fairbairn, 2018-19  
Randy Bullock, 2013-14  
Arian Foster, 2010, 2012  
Neil Rackers, 2010-11

### Season, Rookie

60 Steve Slaton, 2008  
48 Domanick Williams#, 2003  
30 Owen Daniels, 2006  
24 Jordan Thomas, 2018  
Wali Lundy, 2006  
Andre Johnson, 2003  
# - Domanick Williams known as Domanick Davis prior to 2006.

### Game

19 Randy Bullock vs. Baltimore, 12/21/14  
18 Will Fuller V vs. Atlanta, 10/6/19  
DeAndre Hopkins vs. Kansas City, 10/8/17  
Arian Foster at Tennessee, 10/26/14  
Ben Tate vs. New England, 12/1/13  
Andre Johnson vs. Indianapolis, 11/3/13  
Arian Foster at Tennessee, 10/23/11  
Arian Foster vs. Indianapolis, 9/12/10  
Ryan Moats at Buffalo, 11/1/09

### Game, Opponent

26 Rob Bironas vs. Tennessee, 10/21/07  
24 Shaun Alexander at Seattle, 10/16/05

### Consecutive Games Scoring

99 Kris Brown, 12/14/03 - 1/3/10  
35 Randy Bullock, 9/9/13 - 9/27/15  
32 Neil Rackers, 9/12/10 - 1/1/12  
28 Kris Brown, 9/8/02 - 11/30/03  
16 Ka'imi Fairbairn, 12/31/17 - 12/23/18  
Shayne Graham, 9/9/12 - 12/30/12  
15 Nick Novak, 10/4/15 - 9/18/16  
14 Ka'imi Fairbairn, 9/10/17 - 12/17/17



# TEXANS RECORDS - REGULAR SEASON INDIVIDUAL

12 Arian Foster, 12/18/11 – 11/11/12

## TOUCHDOWNS

### Seasons Leading Team

4 Andre Johnson, 2006-07, 2009, 2013

Arian Foster, 2010-12, 2014

3 DeAndre Hopkins, 2015, 2017-18

Domanick Williams#, 2003-05

# - Domanick Williams known as Domanick Davis prior to 2006.

### Consecutive Seasons Leading Team

3 Arian Foster, 2010-12

Domanick Williams#, 2003-05

2 DeAndre Hopkins, 2017-18

Andre Johnson, 2006-07

# - Domanick Williams known as Domanick Davis prior to 2006.

### Career

68 Arian Foster, 2009-15

64 Andre Johnson, 2003-14

54 DeAndre Hopkins, 2013-19

29 Owen Daniels, 2006-13

28 Domanick Williams#, 2003-05

25 Kevin Walter, 2007-12

# - Domanick Williams known as Domanick Davis prior to 2006.

### Season

18 Arian Foster, 2010

17 Arian Foster, 2012

14 Domanick Williams#, 2004

13 DeAndre Hopkins, 2017

Arian Foster, 2014

12 Arian Foster, 2011

# - Domanick Williams known as Domanick Davis prior to 2006.

### Season, Rookie

10 Steve Slaton, 2008

8 Domanick Williams#, 2003

5 Owen Daniels, 2006

# - Domanick Williams known as Domanick Davis prior to 2006.

### Game

3 Will Fuller V vs. Atlanta, 10/6/19

DeAndre Hopkins vs. Kansas City, 10/8/17

Arian Foster at Tennessee, 10/26/14

Ben Tate vs. New England, 12/1/13

Andre Johnson vs. Indianapolis, 11/3/13

Arian Foster at Tennessee, 10/23/11

Arian Foster vs. Indianapolis, 9/12/10

Ryan Moats at Buffalo, 11/1/09

### Game, Opponent

4 Shaun Alexander at Seattle, 10/16/05

3 12x - last: Derrick Henry vs. Tennessee, 12/29/19

### Game, Rookie

2 13x - last: Jordan Thomas vs. Miami, 10/25/18

### Game, Opponent, Rookie

2 Nyheim Hines at Indianapolis, 9/30/18

Ricky Seals-Jones vs. Arizona, 11/19/17

Seyi Ajirotutu vs. San Diego, 11/7/10

Roy Williams at Detroit, 9/19/04

### Consecutive Games Scoring Touchdowns

11 Arian Foster, 12/18/11 – 11/11/12

9 Domanick Williams#, 11/7/04 – 1/2/05

7 Arian Foster, 10/5/14 – 12/7/14

6 Arian Foster, 10/23/11 – 12/4/11

5 DeAndre Hopkins, 10/1/17 – 11/5/17

DeAndre Hopkins, 10/14/18 – 11/18/18

Arian Foster, 10/17/10 – 11/14/10

## POINTS AFTER TOUCHDOWNS

### Seasons Leading Team

8 Kris Brown, 2002-09

3 Ka'imi Fairbairn, 2017-19

2 Nick Novak, 2015-16

Randy Bullock, 2013-14

Neil Rackers, 2010-11

### Attempted, Career

253 Kris Brown, 2002-09

142 Ka'imi Fairbairn, 2017-20

83 Neil Rackers, 2010-11

71 Randy Bullock, 2013-15

### Attempted, Season

45 Ka'imi Fairbairn, 2019

Shayne Graham, 2012

44 Kris Brown, 2009

43 Neil Rackers, 2010

41 Ka'imi Fairbairn, 2018

40 Randy Bullock, 2014

Neil Rackers, 2011

Kris Brown, 2007

### Attempted, Game

7 Ka'imi Fairbairn vs. Atlanta, 10/6/19

Ka'imi Fairbairn vs. Tennessee, 10/1/17

6 Ka'imi Fairbairn vs. Miami, 10/25/18

Randy Bullock vs. Tennessee, 11/30/14

Kris Brown vs. Jacksonville, 12/30/07

### Attempted, Game, Opponent

7 Mike Vanderjagt at Indianapolis, 11/14/04

6 8x - last: Josh Lambo at Jacksonville, 12/17/17

### Consecutive Points After Touchdown, Career

132 Kris Brown, 11/5/06 – 1/3/10

116 Kris Brown, 9/8/02 – 10/29/06

69 Neil Rackers, 9/12/10 – 11/6/11

66 Randy Bullock, 9/9/13 – 12/28/14

### Points After Touchdown Percentage, Career (250 attempts)

99.2 Kris Brown, 2002-09 (251-253)

## TWO-POINT CONVERSIONS

# TEXANS RECORDS - REGULAR SEASON INDIVIDUAL

## Two-Point Conversions, Career

2	DeAndre Hopkins, 2013-19
	Andre Johnson, 2003-14

## Two-Point Conversions, Season

1	18x - last: DeAndre Hopkins, 2019
---	-----------------------------------

## Two-Point Conversion, Game

1	18x - last: DeAndre Hopkins at Kansas City, 10/13/19
---	--

## Two-Point Conversion, Game, Opponent

2	Lance Moore at New Orleans, 9/25/11
---	-------------------------------------

## FIELD GOALS

## Seasons Leading Team

8	Kris Brown, 2002-09
3	Ka'imi Fairbairn, 2017-19
2	Nick Novak, 2015-16
	Randy Bullock, 2013-14
	Neil Rackers, 2010-11

## Consecutive Seasons Leading Team

8	Kris Brown, 2002-09
3	Ka'imi Fairbairn, 2017-19
2	Nick Novak, 2015-16
	Randy Bullock, 2013-14
	Neil Rackers, 2010-11

## Attempted, Career

223	Kris Brown, 2002-09
109	Ka'imi Fairbairn, 2017-20
76	Randy Bullock, 2013-15
68	Neil Rackers, 2010-11

## Attempted, Season

42	Ka'imi Fairbairn, 2018
41	Nick Novak, 2016
38	Shayne Graham, 2012
	Neil Rackers, 2011
35	Randy Bullock, 2014
	Randy Bullock, 2013

## Attempted, Game

7	Kris Brown at Miami, 9/7/03
6	Randy Bullock vs. Baltimore, 12/21/14
	Shayne Graham vs. Indianapolis, 12/16/12

## Field Goals, Career

172	Kris Brown, 2002-09
89	Ka'imi Fairbairn, 2017-20
61	Randy Bullock, 2013-15
59	Neil Rackers, 2010-11

## Field Goals, Season

37	Ka'imi Fairbairn, 2018
35	Nick Novak, 2016
32	Neil Rackers, 2011
31	Shayne Graham, 2012
30	Randy Bullock, 2014
29	Kris Brown, 2008

## Field Goals, Game

6	Randy Bullock vs. Baltimore, 12/21/14
5	Ka'imi Fairbairn vs. Cleveland, 12/2/18
	Ka'imi Fairbairn at N.Y. Jets, 12/15/18
	Shayne Graham vs. Indianapolis, 12/16/12
	Kris Brown vs. Miami, 10/7/07
	Kris Brown at Baltimore, 12/4/05
	Kris Brown at Miami, 9/7/03
	Nick Novak at Indianapolis, 12/11/16

## Field Goals, Game, Opponent

*8	Rob Bironas vs. Tennessee, 10/21/07
5	Harrison Butker vs. Kansas City, 10/8/17
	Billy Cundiff at Baltimore, 10/16/11
	Rian Lindell at Buffalo, 9/11/05
	Phil Dawson vs. Cleveland, 1/2/05

## \*NFL record

## Consecutive Games Scoring Field Goals

19	Randy Bullock - 9/22/13 - 10/5/14
15	Neil Rackers, 11/1/10 - 10/9/11
10	Kris Brown, 11/13/05 - 9/17/06
9	Kris Brown, 10/25/09 - 12/27/09
	Kris Brown, 9/8/02 - 11/10/02

## Consecutive Field Goals Made

18	Neil Rackers, 12/13/10 - 10/2/11
16	Randy Bullock, 9/22/13 - 9/14/14
	Nick Novak, 11/13/16 - 12/24/16
15	Kris Brown, 12/3/06 - 9/30/07
	Kris Brown, 9/7/08 - 11/23/08
14	Ka'imi Fairbairn, 11/26/18 - 9/15/19
	Shayne Graham, 9/9/12 - 10/21/12
	Neil Rackers, 10/3/10 - 12/2/10

## Longest Field Goal

57	Neil Rackers at Denver, 12/26/10
	Kris Brown vs. Miami, 10/7/07
56	Kris Brown at Indianapolis, 11/8/09
55	Ka'imi Fairbairn vs. San Francisco, 12/10/17
	Randy Bullock vs. Buffalo, 9/28/14

## Longest Field Goal, Opponent

58	Kyle Brindza vs. Tampa Bay, 9/27/15
	Will Lutz vs. New Orleans, 9/9/19
57	Kai Forbath vs. New Orleans, 11/29/15
56	Blair Walsh vs. Minnesota, 12/23/12

## Field Goal Percentage, Career (min. 100 attempts)

77.1	Kris Brown, 2002-09
------	---------------------

## Field Goal Percentage, Season

90.0	Neil Rackers, 2010
88.1	Ka'imi Fairbairn, 2018
87.9	Kris Brown, 2008
86.2	Kris Brown, 2007
85.7	Nick Novak, 2015
	Randy Bullock, 2014

## Most Field Goals, No Misses, Game

6	Randy Bullock vs. Baltimore, 12/21/14
---	---------------------------------------

# TEXANS RECORDS - REGULAR SEASON INDIVIDUAL

5	Ka'imi Fairbairn at New York Jets, 12/15/18
	Ka'imi Fairbairn vs. Cleveland, 12/2/18
	Kris Brown vs. Miami, 10/7/07
	Kris Brown at Baltimore, 12/4/05
	Nick Novak at Indianapolis, 12/11/16
4	Ka'imi Fairbairn at New England, 10/8/17
	Neil Rackers at New Orleans, 9/25/11
	Kris Brown vs. Tennessee, 10/9/05
	Nick Novak vs. Jacksonville, 12/18/16
Most Field Goals, No Misses, Game, Opponent	
8	Rob Bironas vs. Tennessee, 10/21/07
5	Rian Lindell at Buffalo, 9/11/05
	Phil Dawson vs. Cleveland, 1/2/05
Most Field Goals, 50 or More Yards, Career	
14	Kris Brown, 2002-09
11	Ka'imi Fairbairn, 2017-20
6	Neil Rackers, 2010-11
Most Field Goals, 50 or More Yards, Season	
5	Kris Brown, 2007
	Nick Novak, 2016
4	Ka'imi Fairbairn, 2018
	Randy Bullock, 2014
	Shayne Graham, 2012
	Neil Rackers, 2011
3	Ka'imi Fairbairn, 2019
	Ka'imi Fairbairn, 2017
	Neil Rackers, 2010
Most Field Goals, 50 or More Yards, Game	
*3	Kris Brown vs. Miami, 10/7/07
2	Nick Novak vs. Jacksonville, 1/3/16
	Neil Rackers at Denver, 12/26/10
	Randy Bullock vs. Buffalo, 9/28/14
*NFL record	

## SAFETIES

Career	
1	J.J. Watt, 2011-19
	Joe Mays, 2013
	Connor Barwin, 2009-12
	Zac Diles, 2007-10, 2014
	Brian Cushing, 2009-17
	Seth Payne, 2002-06
	Jimmy McClain, 2002
Season	
1	J.J. Watt, 2014
	Joe Mays, 2013
	Connor Barwin, 2012
	Brian Cushing, 2009
	Zach Diles, 2009
	Seth Payne, 2002
	Jimmy McClain, 2002
Game	

1	J.J. Watt vs. Jacksonville, 12/28/14
	Joe Mays vs. Tennessee, 9/15/13
	Connor Barwin vs. Baltimore, 10/21/12
	Zach Diles at Jacksonville, 12/6/09
	Brian Cushing vs. Oakland, 10/4/09
	Jimmy McClain vs. Baltimore, 12/15/02
	Seth Payne vs. Dallas, 9/2/02
Game, Opponent	
1	Zach Pascal at Indianapolis, 10/20/19
	Hassan Ridgeway at Indianapolis, 12/31/17
	Geno Atkins vs. Cincinnati, 11/23/14
	Cory Redding at Indianapolis, 12/15/13
	Elvis Dumervil at Denver, 9/23/12

## SERVICE

### SERVICE

Seasons	
12	Andre Johnson, 2003-14
11	Jon Weeks, 2010-20
10	J.J. Watt, 2011-20
	Duane Brown, 2008-17
9	Whitney Mercilus, 2012-20
	Brian Cushing, 2009-16
	Kareem Jackson, 2010-18
	Johnathan Joseph, 2011-19
8	Owen Daniels, 2006-13
	Chester Pitts, 2002-09
	Kris Brown, 2002-09
7	DeAndre Hopkins, 2013-19
	Arian Foster, 2009-15
	Chris Myers, 2008-14
	Matt Schaub, 2007-13
	Kevin Walter, 2006-12
	Bryan Pittman, 2003-09
Games Played	
169	Jon Weeks, 2010-20
	Andre Johnson, 2003-14
133	Johnathan Joseph, 2011-19
	Duane Brown, 2008-17
132	Kareem Jackson, 2010-18
128	Kris Brown, 2002-09
123	Whitney Mercilus, 2012-20
121	J.J. Watt, 2011-20
114	Chester Pitts, 2002-09
112	Chris Myers, 2008-14
110	DeAndre Hopkins, 2013-19
109	Kevin Walter, 2006-12
104	Brian Cushing, 2009-17
100	Owen Daniels, 2006-13

## TEXANS RECORDS - REGULAR SEASON INDIVIDUAL

### Consecutive Games Played

169	Jon Weeks, 2010-20 (current)
128	Kris Brown, 2002-09
114	Chester Pitts, 2002-09
112	Chris Myers, 2008-14
91	Eric Winston, 2006-11
83	Steve McKinney, 2002-07
<b>Starts</b>	
169	Andre Johnson, 2003-14
133	Duane Brown, 2008-17
128	Johnathan Joseph, 2011-19
124	Kareem Jackson, 2010-18

121	J.J. Watt, 2011-20
	Chester Pitts, 2002-09
113	Chris Myers, 2008-14
<b>Consecutive Starts</b>	
114	Chester Pitts, 2002-09
112	Chris Myers, 2008-14
86	Eric Winston, 2006-11
84	J.J. Watt, 2011-16
80	DeAndre Hopkins, 2013-17
77	Mario Williams, 2006-10
73	DeMeco Ryans, 2006-10



# TEXANS RECORDS - REGULAR SEASON TEAM

## WIN / LOSS

### OVERALL WIN-LOSS RECORDS

#### WIN-LOSS RECORDS

Year	W	L	T	Pct.
2002	4	12	0	0.25
2003	5	11	0	0.313
2004	7	9	0	0.438
2005	2	14	0	0.125
2006	6	10	0	0.375
2007	8	8	0	0.5
2008	8	8	0	0.5
2009	9	7	0	0.563
2010	6	10	0	0.375
2011	10	6	0	0.625
2012	12	4	0	0.75
2013	2	14	0	0.125
2014	9	7	0	0.563
2015	9	7	0	0.563
2016	9	7	0	0.563
2017	4	12	0	0.25
2018	11	5	0	0.69
2019	10	6	0	0.63
2020	2	7	0	0.22
<b>Totals</b>	<b>133</b>	<b>164</b>	<b>0</b>	<b>0.45</b>

#### HOME

Year	W	L	T	Pct.
2002	2	6	0	0.25
2003	3	5	0	0.375
2004	3	5	0	0.375
2005	2	6	0	0.25
2006	4	4	0	0.5
2007	6	2	0	0.75
2008	6	2	0	0.75
2009	4	4	0	0.5
2010	4	4	0	0.5
2011	5	3	0	0.625
2012	6	2	0	0.75
2013	1	7	0	0.125
2014	5	3	0	0.625
2015	5	3	0	0.625
2016	7	1	0	0.875
2017	3	5	0	0.375
2018	6	2	0	0.71
2019	5	3	0	0.63
2020	1	3	0	0
<b>Totals</b>	<b>78</b>	<b>70</b>	<b>0</b>	<b>0.527</b>

#### ROAD

Year	W	L	T	Pct.
2002	2	6	0	0.25
2003	2	6	0	0.25
2004	4	4	0	0.5
2005	0	8	0	0
2006	2	6	0	0.25
2007	2	6	0	0.25
2008	2	6	0	0.25
2009	5	3	0	0.625
2010	2	6	0	0.25
2011	5	3	0	0.625
2012	6	2	0	0.75
2013	1	7	0	0.125

2014	4	4	0	0.5
2015	4	4	0	0.5
2016	2	6	0	0.25
2017	1	7	0	0.125
2018	5	3	0	0.625
2019	5	3	0	0.63
2020	1	4	0	0.2
<b>Totals</b>	<b>56</b>	<b>94</b>	<b>0</b>	<b>0.37</b>

### GAMES WON

#### Consecutive Games Won

9	9/30/18 - 12/2/18
7	10/23/11 - 12/11/11
6	10/21/12 - 12/2/12
	12/13/09 - 9/19/10 (over two seasons)
5	12/20/15 - 9/18/16 (over two seasons)
	9/9/12 - 10/8/12

#### Games Won, Season

12	2012
11	2018
10	2011, 2019
9	2009, 2014, 2015, 2016
8	2007, 2008

#### Consecutive Games Won, SINGLE Season

9	9/30/18-12/2/18
7	10/23/11 - 12/11/11
6	10/21/12 - 12/2/12
5	9/9/12 - 10/8/12
4	11/1/15 - 11/29/15
	12/13/09 - 1/3/10
	11/23/08 - 12/14/08

#### Consecutive Games Won, Start of Season

5	2012
2	2007, 2010, 2011, 2013, 2014, 2016

#### Consecutive Games Won, End of Season

4	2009
3	2015
2	2006, 2014

#### Consecutive Home Games Won

6	1/3/16 - 10/30/16
5	10/7/18 - 12/2/18
4	10/6/19 - 12/1/19
	10/21/12 - 12/16/12
	11/18/07 - 12/30/07

#### Consecutive Road Games Won

6	9/16/12 - 12/2/12
5	9/30/18 - 12/15/18
4	12/20/09 - 10/3/10
	10/23/11 - 12/11/11
3	10/26/14 - 12/7/14

#### Shutout Games Won, Season

1	2010: 20-0 vs. Tennessee, 11/28/10
	2004: 21-0 at Jacksonville, 12/26/04

# TEXANS RECORDS - REGULAR SEASON TEAM

## GAMES LOST

### Consecutive Games Lost

14	9/22/13 - 12/29/13
9	11/27/17 - 9/23/18
7	1/2/05 - 10/23/05
6	11/6/05 - 12/11/05
	12/7/03 - 9/19/04
5	12/29/19 - 10/4/20
	12/24/05 - 9/24/06
	9/15/02 - 10/20/02

### Games Lost, Season

14	2013
	2005
12	2017
	2002

### Consecutive Games Lost, Season

14	9/22/13 - 12/29/13
6	11/27/17 - 12/31/17
	11/6/05 - 12/11/05
	9/11/05 - 10/23/05
	9/15/02 - 10/20/02

### Consecutive Games Lost, Start of Season

6	2005
4	2008, 2020
3	2018, 2006
2	2004, 2015

### Consecutive Games Lost, End of Season

14	2013
6	2017
4	2003

### Consecutive Home Games Lost

7	9/22/13 - 12/1/13
5	12/24/04 - 10/23/05
4	9/22/02 - 11/17/02

### Consecutive Road Games Lost

12	9/11/05 - 11/5/06
9	9/24/17 - 9/16/18
8	11/25/07 - 11/16/08
7	9/22/13 - 12/29/13
6	11/1/10 - 12/26/10

### Shutout Games Lost, Season

1	2003: 27-0 at Jacksonville, 12/7/03
	2016: 27-0 at New England, 9/22/16

## SCORING

### TOUCHDOWNS

#### Most, Season

46	2019
	2012

#### 2009

44	2010
43	2007
42	2018
41	2011
40	2017

#### Fewest, Season

22	2002
25	2016
26	2005
28	2013
29	2003

#### Most, Game

7	vs. Atlanta, 10/6/19
	vs. Tennessee, 10/1/17
6	vs. Miami, 10/25/18
	vs. Tennessee, 11/30/14
	vs. Jacksonville, 12/30/07
5	11x - last: at Seattle, 10/29/17

#### Most Allowed, Season

52	2010
50	2005
48	2017
	2013
46	2019

#### Most Allowed, Game

7	2x - last: at Atlanta, 10/4/15
6	7x - last: at Jacksonville, 12/17/17

#### Fewest Allowed, Season

27	2011
36	2018
	2016
	2014
37	2015
38	2012

#### Fewest Allowed, Game

0	22x - last: at Jacksonville 11/3/19
---	-------------------------------------

## POINTS SCORED

#### Most Scored, Season

416	2012
402	2018
390	2010
388	2009
381	2011

#### Most Scored, Game

57	vs. Tennessee, 10/1/17
53	vs. Atlanta, 10/6/19
45	vs. Tennessee, 11/30/14
43	vs. Jacksonville (OT), 11/18/12
	vs. Baltimore, 10/21/12
42	vs. Miami, 10/25/18

# TEXANS RECORDS - REGULAR SEASON TEAM

vs. Jacksonville, 12/30/07	
<b>Fewest Points Scored, Season</b>	
213	2002
255	2003
260	2005
267	2006
276	2013
<b>Fewest Points Scored, Game</b>	
0	at Jacksonville, 12/7/03
	at New England, 9/22/16
3	8x - last: at Indianapolis, 12/15/13
<b>Most Points Scored, Season, Opponent</b>	
436	2017
431	2005
428	2013
427	2010
394	2008
<b>Most Points Scored, Game, Opponent</b>	
49	at Indianapolis, 11/14/04
48	at Atlanta, 10/4/15
45	at Jacksonville, 12/17/17
	vs. Kansas City, 11/20/05
44	at Miami, 10/25/15
43	at Indianapolis, 9/17/06
<b>Fewest Points Scored, Season, Opponent</b>	
278	2011
307	2014
313	2015
316	2018
328	2016
<b>Fewest Points Scored, Game, Opponent</b>	
0	vs. Tennessee, 11/28/10
0	at Jacksonville, 12/26/04
3	at Jacksonville, 11/3/19
	vs. Jacksonville, 12/30/18
	vs. Kansas City, 9/9/07
5	at Chicago, 12/19/04
6	13x - last: vs. Jacksonville, 1/3/16
<b>Most Points, Shutout Victory, Game</b>	
21	at Jacksonville, 12/26/04
20	vs. Tennessee, 11/28/10
<b>Fewest Points, Shutout Victory, Game</b>	
20	vs. Tennessee, 11/28/10
21	at Jacksonville, 12/26/04
<b>Most Points, Game, Both Teams</b>	
85	Texans 53 vs. Atlanta 32, 10/6/19
80	Texans 43 vs. Jacksonville 37 (OT), 11/18/12
79	Texans 38 at Seattle 41, 10/29/17
78	Texans 32 at Tennessee 42, 10/18/20
76	Texans 34 vs. Kansas City 42, 10/8/17
74	Texans 36 vs. Tennessee 38, 10/21/07
73	Texans 33 at New Orleans 40, 9/25/11

71	Texans 57 vs. Tennessee 14, 10/1/17
	Texans 37 at Indianapolis 34 (OT), 9/30/18
70	Texans 42 vs. Jacksonville 28, 12/30/07
	Texans 26 at Miami 44, 10/25/15
<b>Fewest Points, Game, Both Teams</b>	
16	Texans 10 at Cincinnati 6, 11/16/15
	Texans 3 vs. Tennessee 13, 12/29/02
17	Texans 7 at Cleveland 10, 11/15/20
19	Texans 13 at Chicago 6, 11/11/12
	Texans 6 vs. Jacksonville 13, 11/24/13
	Texans 3 at Tampa Bay 16, 12/14/03
20	Texans 20 vs. Tennessee 0, 11/28/10
	Texans 14 vs. Cleveland 6, 12/31/06
<b>Most Points in First Quarter</b>	
17	vs. Indianapolis, 9/11/11
	vs. Seattle, 12/13/09
14	17x, last at Indianapolis, 9/30/18
<b>Most Points in Second Quarter</b>	
24	vs. Arizona, 12/18/05
	vs. Miami, 9/9/12
21	vs. Jacksonville, 12/30/07
20	at Kansas City, 10/13/19
	vs. Seattle, 9/29/13
	vs. Baltimore, 10/21/12
<b>Most Points in Third Quarter</b>	
17	vs. Atlanta, 10/6/19
	vs. Tennessee, 12/27/15
14	16x, last at Los Angeles Chargers, 9/22/2019
<b>Most Points in Fourth Quarter</b>	
29	vs. Tennessee, 10/21/07
22	at Buffalo, 11/1/09
21	7x, last vs. Kansas City, 10/8/17
<b>Most Points in First Quarter, Opponent</b>	
24	vs. Indianapolis, 10/9/14
21	at Tennessee, 12/19/10
	at Miami, 10/25/15
17	at Kansas City, 10/13/19
	at New England, 12/17/06
<b>Most Points in Second Quarter, Opponent</b>	
24	at Jacksonville, 12/17/17
	at Pittsburgh, 10/20/14
21	at Atlanta, 10/4/15
	at Indianapolis, 12/23/07
	at San Diego, 10/28/07
	vs. Kansas City, 11/20/05
<b>Most Points in Third Quarter, Opponent</b>	
21	at Los Angeles Rams, 11/12/17
	vs. St. Louis, 10/13/13
	at Indianapolis, 11/14/04
17	at Cleveland, 10/20/02
<b>Most Points in Fourth Quarter, Opponent</b>	
23	at New Orleans, 9/25/11

# TEXANS RECORDS - REGULAR SEASON TEAM

22	vs. Baltimore, 11/9/08
21	5x - last: vs. Denver, 12/23/13
<b>Most Points in First Quarter, Both Teams</b>	
28	Texans 14 at Seattle 14, 10/29/17
24	Texans 0 vs. Colts 24, 10/9/14
	Texans 10 vs. San Diego 14, 11/7/10
21	8x - last: Texans 14 at Indianapolis 7 (OT), 9/3/18
<b>Most Points in Second Quarter, Both Teams</b>	
31	Texans 24 vs. Arizona 7, 12/18/05
30	Texans 6 at Pittsburgh 24, 10/20/14
	Texans 16 vs. Tennessee 14, 10/1/17
28	6x - last: Texans 14 at Pittsburgh 14, 9/27/20
<b>Most Points in Third Quarter, Both Teams</b>	
28	Texans 7 at Indianapolis 21, 11/14/04
27	Texans 10 at Cleveland 17, 10/20/02
24	Texans 14 vs. Miami 10, 10/25/18
<b>Most Points in Fourth Quarter, Both Teams</b>	
40	Texans 21 vs. Kansas City 19, 10/8/17
37	Texans 14 at New Orleans 23, 9/25/11
35	Texans 20 vs. Atlanta 15, 10/6/19
	Texans 29 vs. Tennessee 6, 10/21/07
34	Texans 13 at Indianapolis 21, 9/17/06
<b>Consecutive Games Scoring a Touchdown</b>	
105	10/22/06 – 12/16/12
66	10/30/16 – 11/15/20 (current)
30	12/22/13 – 12/06/15
29	12/21/03 – 11/27/05
<b>Consecutive Games Scoring</b>	
197	12/14/03 – 9/18/16
70	10/2/16 – 11/15/20 (current)
28	9/8/02 – 11/30/03
<b>Consecutive Quarters Held Scoreless</b>	
7	4th quarter vs. Atlanta, 11/30/03, through 2nd quarter at Tampa Bay, 12/14/03
4	4x - last: 1st quarter at New England, 9/22/16 through 4th quarter at New England, 9/22/16
<b>Consecutive Quarters Held Scoreless, Opponents</b>	
5	3rd quarter at Indianapolis, 12/20/15, through 3rd quarter at Tennessee, 12/27/15
5	2nd quarter vs. Washington, 9/7/14, through 4th quarter at Oakland, 9/14/14
5	3rd quarter vs. Jacksonville, 1/2/11, through 3rd quarter vs. Indianapolis, 9/11/11
<b>Consecutive Quarters Held Without a Touchdown, Opponents</b>	
13	vs. Indianapolis, 12/12/04 through vs. Cleveland, 1/2/2005
12	at Miami, 10/25/15 through vs N.Y. Jets, 11/22/2015
9	vs. Baltimore, 10/21/12 through at Chicago, 11/11/2012
<b>Most Points By Half, First Half</b>	
34	vs. Indianapolis, 9/11/11
30	vs. Tennessee, 10/1/17
29	vs. Baltimore, 10/21/12

27	at Miami, 12/27/09
<b>Most Points By Half, Second Half</b>	
37	vs. Atlanta, 10/6/19
29	vs. Tennessee, 10/21/07
28	vs. Miami, 10/25/18
	vs. Kansas City, 10/17/10
	vs. Minnesota, 10/10/04
27	vs. Tennessee, 10/1/17
	vs. Kansas City, 10/8/17
26	at Miami, 10/25/15
	at Tennessee, 10/18/20
<b>Most Points By Half, Opponent First Half</b>	
41	at Miami, 10/25/15
35	at San Diego, 10/28/07
31	vs. Denver, 12/8/19
	at Jacksonville, 12/17/17
	vs. Kansas City, 11/20/05
28	at Atlanta, 10/4/15
<b>Most Points By Half, Opponent, Second Half</b>	
31	at Dallas, 10/15/06
30	at New Orleans, 9/25/11
29	vs. Baltimore, 11/9/08
28	4x - last vs. Indianapolis, 11/29/09
<b>Most Points By Half, Both Teams, First Half</b>	
48	Texans 24 at Tennessee 24, 9/20/09
44	Texans 30 vs. Tennessee 14, 10/1/17
42	Texans 21 at Seattle 21, 10/29/17
41	Texans 0 at Miami 41, 10/25/15
	Texans 14 vs. Indianapolis 27, 10/9/14
	Texans 20 at New England 21, 9/24/17
40	Texans 23 at Kansas City 17, 10/13/19
<b>Most Points By Half, Both Teams, Second Half</b>	
47	Texans 17 at New Orleans 30, 9/25/11
46	Texans 27 vs. Kansas City 19, 10/8/17
45	Texans 28 vs. Kansas City 17, 10/17/10
	Texans 29 vs. Tennessee 16, 10/21/07
44	Texans 21 at Indianapolis 23, 9/17/06

## EXTRA POINTS

<b>Season</b>	
45	2012
43	2010
	2009
40	2019
	2014
	2007
<b>Game</b>	
6	vs. Miami, 10/25/18
	vs. Tennessee, 10/01/17
	vs. Tennessee, 11/30/14
	vs. Jacksonville, 12/30/07



# TEXANS RECORDS - REGULAR SEASON TEAM

5	7x - last: vs. New England, 12/1/19
<b>Season, Opponent</b>	
50	2010
47	2005
46	2013
45	2017
43	2008
<b>Game, Opponent</b>	
7	at Indianapolis, 11/14/04
6	7x - last: at Jacksonville, 12/17/17

## TWO-POINT CONVERSIONS

<b>Season</b>	
3	2007
2	2017
	2015
	2006
	2002
<b>Game</b>	
1	18x - last: at Kansas City, 10/13/19

## DEFENSIVE TOUCHDOWNS

<b>Season</b>	
5	2014, 2004
4	2018, 2017
3	2015, 2012, 2007, 2006, 2002
<b>Game</b>	
2	vs. Tennessee, 9/30/12
	at Pittsburgh, 12/8/02

## SCORING MARGIN

<b>Margin of Victory</b>	
43	vs. Tennessee, 10/1/17
34	at Tennessee, 10/23/11
30	vs. Baltimore, 10/21/12
29	vs. Cincinnati, 10/26/08
28	at Tennessee, 12/27/15
	at Tampa Bay, 11/13/11
<b>Margin of Defeat</b>	
38	at Jacksonville, 12/17/17
35	at Indianapolis, 11/14/04
	vs. Cincinnati, 11/03/02
34	at Baltimore, 11/17/19
33	at New England, 12/17/06
32	at Seattle, 10/16/05
31	at San Francisco, 10/6/13
<b>Comeback Victories (Points Behind)</b>	
21	at San Diego, 9/9/13, 31-28 final
18	vs. Tennessee, 11/28/04, 31-21 final
17	at Washington, 9/19/10, 30-27 final (OT)
14	6x - last: vs. Kansas City, 10/13/19, 31-24 final
<b>Largest Deficit Overcome</b>	

25	vs. Tennessee, 10/21/07, down 32-7, 36-38 final
21	at San Diego, 9/9/13, down 28-7, 31-28 final
	vs. Baltimore, 12/13/10, down 21-0 and 28-7, 28-34 final (OT)
	at Arizona, 10/11/09, down 21-0, 21-28 final
	vs. Minnesota, 10/10/04, down 21-0, 28-34 final (OT)
	vs. Tennessee, 11/28/04, down 21-3, 31-21 final
<b>Largest Lead Before Opponent Scores</b>	
34	at Tennessee, 12/27/15
34	vs. Indianapolis, 9/11/11
27	at Oakland, 9/14/14
	at Tennessee, 10/23/11
24	vs. Tennessee, 11/30/14
	vs. Seattle, 12/13/09

## SCORING DRIVES

<b>Longest Scoring Drive (Yards)</b>	
99	vs. Baltimore, 12/13/10, 15 plays, TD
	at Jacksonville, 10/18/15, 16 plays, TD
98	at Jacksonville, 11/8/20, 6 plays, TD
	at Tennessee, 10/26/14, 11 plays, TD
	vs. Tennessee, 10/21/07, 7 plays, TD
	at Tennessee, 10/12/03, 2 plays, TD
97	vs. Tennessee, 11/26/18, 1 play, TD
	at Denver, 9/23/12, 14 plays, TD
	at Detroit, 11/22/12, 15 plays, TD
	vs. Jacksonville, 1/2/11, 10 plays, TD
<b>Longest Scoring Drive (Plays)</b>	
19	vs. Pittsburgh, 10/2/11, 95 yards, TD
	vs. Atlanta, 12/4/11, 85 yards, TD
18	at N.Y. Giants, 11/5/06, 80 yards, TD
17	vs. Jacksonville, 10/11/20, 90 yards, FG
	at Jacksonville, 9/6/12, 80 yards, TD
16	13x - last: vs. Tennessee, 12/29/19, 75 yds, TD
<b>Longest Scoring Drive (Time)</b>	
10:55	vs. Pittsburgh, 10/2/11, 19 plays, 95 yards, TD
10:41	vs. Atlanta, 12/4/11, 19 plays, 85 yards, TD
10:26	vs. Kansas City, 9/9/07, 15 plays, 65 yards, FG
10:08	vs. Detroit, 10/19/08, 15 plays, 79 yards, TD
9:29	vs. Indianapolis, 12/24/06, 15 plays, 51 yards, FG
<b>Shortest Scoring Drive (Yards)</b>	
-12	at Tennessee, 9/21/08, 4 plays, FG
-10	vs. Miami, 9/9/12, 4 plays, FG
-9	at Indianapolis, 10/20/19, 4 plays, FG
-7	vs. New England, 9/9/18, 4 plays, FG
-5	at Pittsburgh, 12/8/02, 4 plays, FG
-4	at Pittsburgh, 9/7/08, 4 plays, FG
-3	at Oakland, 12/3/06, 4 plays, FG
-1	at New York Jets, 12/15/18, 4 plays, FG
	at Jacksonville, 11/27/11, 4 plays, FG

# TEXANS RECORDS - REGULAR SEASON TEAM

vs. Jacksonville, 9/28/03, 4 plays, FG

## Shortest Scoring Drive (Plays)

1 21x - last: at Kansas City, 10/13/19, 3 yds, TD

## Shortest Scoring Drive (Time)

0:02 vs. Cleveland, 11/6/11, 1 play, 0 yards, FG

0:04 at Philadelphia, 12/23/18, 1 play, 5 yards, TD

vs. San Diego, 11/7/10, 1 play, 8 yards, TD

vs. Jacksonville, 12/1/08, 1 play, 7 yards, TD

at Denver, 11/7/04, 1 play, 1 yard, TD

0:07 vs. Arizona, 11/19/17, 1 play, 34 yards, TD

vs. Jacksonville, 12/1/08 1 play, 40 yards, TD

0:09 at N.Y. Jets, 11/21/10, 1 play, 43 yards, TD

## TOTAL OFFENSE

### TOTAL OFFENSE

#### Most Net Yards Gained, Season

6,186 2010

6,129 2009

6,113 2008

5,954 2011

5,953 2012

#### Most Net Yards Gained, Game

653 vs. Jacksonville (OT), 11/18/12

592 vs. Atlanta, 10/6/19

549 at Green Bay, 12/7/08

526 at Washington (OT), 9/19/10

518 at Tennessee, 10/23/11

509 at Seattle, 10/29/17

#### Fewest Net Yards Gained, Season

3,572 2002

4,053 2005

4,306 2003

4,463 2006

5,035 2016

#### Fewest Net Yards Gained, Game

47 at Pittsburgh, 12/8/02

107 at Tampa Bay, 12/14/03

118 at San Diego, 9/15/02

120 at Buffalo, 9/11/05

124 at Oakland, 12/3/06

at Jacksonville, 12/7/03

#### Most Net Yards Allowed, Season

6,213 2019

6,082 2003

6,031 2010

5,824 2005

5,571 2014

5,546 2017

#### Most Net Yards Allowed, Game

601 at Tennessee, 10/18/20

535 at Tennessee, 10/12/03

525 at Detroit (OT), 11/22/12

519 at Philadelphia, 12/23/18

515 at Indianapolis, 9/17/06

511 vs. Denver, 12/22/13

#### Fewest Net Yards Allowed, Season

4,571 2011

4,821 2016

4,963 2015

5,081 2013

5,172 2012

#### Fewest Net Yards Allowed, Game

117 at Jacksonville, 9/16/12

119 vs. Jacksonville, 12/30/18

126 at Jacksonville, 12/26/04

148 at Tennessee, 10/23/11

150 vs. Jacksonville, 12/18/16

162 vs. Tennessee, 11/28/10

#### Most Net Yards Gained, Season, Both Teams

12,217 2010

12,005 2019

11,498 2008

11,327 2009

11,292 2018

11,125 2012

11,084 2014

10,844 2007

10,666 2017

#### Most Net Yards Gained, Game, Both Teams

1,111 Texans 640 vs. Jacksonville 458 (OT), 11/18/12

1,026 Texans 501 at Detroit 525 (OT), 11/22/12

1,013 Texans 412 at Tennessee 601 (OT), 10/18/20

993 Texans 458 at Tennessee 535, 10/12/03

988 Texans 509 at Seattle 479, 10/29/17

965 Texans 592 vs. Atlanta 373, 10/6/19

#### Fewest Net Yards Gained, Season, Both Teams

8,802 2002

9,856 2016

9,863 2006

9,877 2005

10,388 2003

10,525 2011

#### Fewest Net Yards Gained, Game, Both Teams

385 Texans 118 at San Diego 267, 9/15/02

426 Texans 124 at Oakland 302, 12/3/06

428 Texans 198 at New England 230, 12/17/06

436 Texans 120 at Buffalo 316, 9/11/05

443 Texans 165 at Indianapolis 278, 12/1/02

#### Most Net Yards Gained, First Half

364 vs. Seattle, 12/13/09

324 vs. Seattle, 9/29/13

# TEXANS RECORDS - REGULAR SEASON TEAM

306	at Miami, 12/27/09
303	at Tennessee, 10/23/11
301	at New Orleans, 9/25/11
<b>Most Net Yards Gained, Second Half</b>	
365	vs. Atlanta, 10/6/19
328	at N.Y. Giants, 9/21/14
309	vs. Tennessee, 10/21/07
306	vs. Kansas City, 10/17/10
301	vs. Baltimore, 12/13/10
<b>Fewest Net Yards Gained, First Half</b>	
21	at Pittsburgh, 12/8/02
24	vs. Tennessee, 10/21/07
34	vs. Cincinnati, 12/24/16
46	at Tampa Bay, 12/14/03
47	at San Diego, 9/15/02
<b>Fewest Net Yards Gained, Second Half</b>	
-4	vs. Indianapolis, 10/23/05
26	at Pittsburgh, 12/8/02
41	at Arizona, 11/10/13
47	2x - last: at Jacksonville, 11/27/11
53	vs. New England, 12/13/15
<b>Most Net Yards Allowed, First Half</b>	
392	at Miami, 10/25/15
355	vs. Denver, 12/22/13
299	vs. Washington, 9/24/06
297	at Arizona, 10/11/09
292	at Indianapolis, 12/23/07
<b>Most Net Yards Allowed, Second Half</b>	
367	at Tennessee (OT), 10/18/20
354	vs. Cleveland, 12/2/18
339	at Indianapolis (OT), 9/30/18
329	at New Orleans, 9/9/19
316	at Seattle, 10/29/17
312	at Los Angeles, 11/12/17
<b>Fewest Net Yards Allowed, First Half</b>	
31	vs. Baltimore, 12/21/14
43	at Jacksonville, 9/16/12
50	vs. San Francisco, 10/25/09
53	vs. Buffalo Bills, 10/14/18
54	vs. Tennessee, 11/28/10
<b>Fewest Net Yards Allowed, Second Half</b>	
41	at San Diego, 10/28/07
43	at Arizona, 10/11/09
46	vs. Oakland, 10/4/09
61	vs. Jacksonville, 10/30/11
65	at Jacksonville, 12/7/14
	at Tampa Bay, 11/13/11
<b>Most Net Yards Gained, First Quarter</b>	
185	at New Orleans, 9/25/11
184	at Tampa Bay, 11/13/11
179	vs. Tennessee, 10/1/17
178	vs. Indianapolis, 11/3/13

	vs. Tennessee, 10/3/16
174	vs. Seattle, 12/13/09
<b>Most Net Yards Gained, Second Quarter</b>	
207	at Tennessee, 10/23/11
191	vs. Tennessee, 11/26/18
190	vs. Seattle, 12/13/09
183	vs. Seattle, 9/29/13
179	at Miami, 12/27/09
174	vs. Buffalo, 10/13/02
<b>Most Net Yards Gained, Third Quarter</b>	
224	vs. Atlanta, 10/6/19
190	at Indianapolis, 12/30/12
183	at Oakland, 10/3/10
178	at N.Y. Giants, 9/21/14
175	vs. Carolina, 12/18/11
<b>Most Net Yards Gained, Fourth Quarter</b>	
257	at Atlanta, 10/4/15
253	vs. Tennessee, 10/21/07
203	vs. Jacksonville, 11/18/12
201	vs. Kansas City, 10/8/17
196	at Arizona, 10/11/09
<b>Fewest Net Yards Gained, First Quarter</b>	
-5	at Indianapolis, 11/14/04
-3	at Buffalo, 9/11/05
0	at Miami, 10/25/15
2	at Jacksonville, 12/17/17
	vs. Indianapolis, 10/9/14
4	vs. Jacksonville, 11/24/13
	at Pittsburgh, 12/8/02
<b>Fewest Net Yards Gained, Second Quarter</b>	
4	at San Francisco, 1/1/06
6	at San Diego, 9/15/02
9	vs. New England, 11/23/03
10	at Indianapolis, 12/22/11
11	at Oakland, 12/3/06
<b>Fewest Net Yards Gained, Third Quarter</b>	
0	at Arizona, 11/10/13
2	vs. Pittsburgh, 10/2/11
5	at Indianapolis, 9/17/06
7	at Kansas City, 9/26/04
10	vs. Philadelphia, 9/10/06
<b>Fewest Net Yards Gained, Fourth Quarter</b>	
-17	vs. Indianapolis, 10/23/05
-9	at Cincinnati, 11/9/03
-1	at Kansas City, 10/20/13
3	at Indianapolis, 12/31/17
4	at Jacksonville, 11/27/11
<b>Most Net Yards Allowed, First Quarter</b>	
220	vs. Buffalo, 11/19/06
219	at Miami, 10/25/15
218	vs. Indianapolis, 10/9/14
196	at Kansas City, 10/13/19

# TEXANS RECORDS - REGULAR SEASON TEAM

191	at Indianapolis, 11/8/09
171	vs. Pittsburgh, 9/18/05
<b>Most Net Yards Allowed, Second Quarter</b>	
244	vs. Indianapolis, 12/09/18
193	vs. Philadelphia, 9/10/06
185	vs. Denver, 12/22/13
184	vs. San Francisco, 12/10/17
177	vs. Tennessee, 12/21/03
<b>Most Net Yards Allowed, Third Quarter</b>	
224	at Indianapolis, 11/16/08
213	vs. Oakland, 11/17/13
205	at Los Angeles, 11/12/17
197	vs. New England, 12/1/13
177	at Baltimore, 10/16/11
<b>Most Net Yards Allowed, Fourth Quarter</b>	
252	vs. Tennessee (OT), 10/18/20
224	vs. Indianapolis, 9/12/10
223	at Seattle, 10/29/17
213	at Jacksonville, 11/14/10
210	vs. Green Bay, 11/21/04
205	at Oakland, 11/21/16
<b>Fewest Net Yards Allowed, First Quarter</b>	
-9	vs. N.Y. Jets, 9/13/03
-1	at Jacksonville, 12/26/04
1	vs. San Francisco, 10/25/09
3	at Oakland, 9/14/14
4	vs. Detroit, 10/18/08
<b>Fewest Net Yards Allowed, Second Quarter</b>	
-2	vs. Indianapolis, 11/3/13
0	at Jacksonville, 9/16/12
7	vs. Buffalo, 10/14/18
8	at Indianapolis, 12/31/17
11	at Carolina, 9/16/07
<b>Fewest Net Yards Allowed, Third Quarter</b>	
-5	vs. Miami, 9/9/12
1	at Tampa Bay, 11/13/11
4	vs. Tennessee, 9/15/13
	at Indianapolis, 12/30/12
6	at Cincinnati, 10/18/09
<b>Fewest Net Yards Allowed, Fourth Quarter</b>	
-3	at Kansas City, 10/13/19
2	vs. Oakland, 11/17/13
	at Pittsburgh, 9/7/08
3	vs. Dallas, 9/8/02
7	at Tennessee, 9/21/08
9	at San Diego, 9/9/13
	at Arizona, 10/11/09

## RUSHING

### RUSHING YARDS

<b>Season</b>	
2,448	2011
2,161	2014
2,123	2012
2,042	2010
2,021	2018
<b>Game</b>	
281	vs. Tennessee, 11/26/18
261	vs. Cleveland, 11/6/11
257	vs. Indianapolis, 9/12/10
249	at Oakland, 10/3/10
244	vs. Jacksonville, 1/2/11
222	at Tennessee, 10/23/11
<b>Fewest, Season</b>	
1,347	2002
1,475	2009
1,586	2007
1,651	2003
1,685	2006
<b>Fewest, Game</b>	
24	vs. N.Y. Giants, 10/10/10
25	at N.Y. Jets, 11/26/06
28	vs. Tennessee, 12/29/02
29	vs. Pittsburgh, 9/27/20
30	at Tennessee, 12/19/10
<b>Allowed, Season</b>	
2,370	2003
2,303	2005
2,089	2002
1,962	2008
1,958	2013
<b>Allowed, Game</b>	
320	at Seattle, 10/16/05
263	at Tennessee (OT), 10/18/20
256	at Baltimore, 11/17/19
248	at Miami, 10/25/15
247	at Washington, 12/22/02
245	vs. Tennessee, 12/29/19
244	at Jacksonville, 10/14/07
240	at Tennessee, 9/20/09
	at Cincinnati, 11/9/03
<b>Fewest Allowed, Season</b>	
1,323	2018
1,536	2011
1,560	2012
1,595	2016
1,597	2015
<b>Fewest Allowed, Game</b>	
18	at Washington, 9/19/10
24	vs. Tennessee, 11/28/10
27	at N.Y. Jets, 11/26/06
30	vs. Jacksonville, 12/30/18



# TEXANS RECORDS - REGULAR SEASON TEAM

at Oakland, 11/21/16

at Tennessee, 12/27/15

## Season, Both Teams

4,119	2005
4,021	2003
3,984	2011
3,946	2019
3,842	2014

## Game, Both Teams

442	Texans 244 vs. Jacksonville 198, 1/2/11
387	Texans 67 at Seattle 320, 10/16/05
386	Texans 281 vs. Titans 105, 11/26/18
380	Texans 140 at Cincinnati 240, 11/9/03
378	Texans 122 at Baltimore 256, 11/17/19
367	Texans 249 at Oakland 118, 10/3/10

## Fewest, Season, Both Teams

3,186	2009
3,328	2015
3,344	2018
3,411	2007
3,436	2002

## Fewest, Game, Both Teams

52	Texans 25 at N.Y. Jets 27, 11/26/06
76	Texans 58 at Washington 18, 9/19/10
89	Texans 45 at Arizona 44, 10/11/09
112	Texans 39 at Los Angeles Chargers 73, 9/22/19
119	Texans 62 at Philadelphia 57, 12/23/18

## ATTEMPTS

### Season

551	2014
546	2011
508	2012
481	2004
472	2018, 2015

### Game

54	at Cleveland, 11/16/14
48	at Jacksonville, 9/16/12
47	at Tennessee, 10/23/11
46	vs. Tampa Bay, 9/27/15
	at Oakland, 9/14/14
44	3x - last: vs. Atlanta, 12/4/11

### Fewest, Season

414	2013
417	2007
421	2003
423	2010
424	2002

### Fewest, Game

12	vs. Tennessee, 10/21/07
13	vs. N.Y. Jets, 9/13/09
14	at Minnesota, 10/09/16

vs. N.Y. Jets, 11/26/06

15 twice; last vs. Pittsburgh, 9/27/20

## Season, Opponent

533	2003
509	2002
506	2005
454	2013
446	2006

## Game, Opponent

57	at Cincinnati, 11/9/03
47	at San Francisco, 1/1/06 (OT)
46	at Washington, 12/22/02
43	vs. Cincinnati, 11/23/14
42	7x - last: at N.Y. Giants, 9/21/14

## Fewest, Season, Opponent

378	2011
385	2018
388	2015
390	2012
397	2009
	2016

## Fewest, Game, Opponent

9	vs. Cleveland, 12/2/18
10	vs. New Orleans, 11/29/15
	vs. Indianapolis, 9/12/10
11	at Kansas City, 10/13/19
	at Tennessee, 12/27/15
12	vs. Baltimore, 10/21/12
	vs. Tennessee, 11/28/10
	vs. Jacksonville, 10/31/04

## RUSHING AVERAGE

### Season

4.83	2010
4.63	2019
4.48	2011
4.28	2018
4.27	2008
4.21	2013
4.18	2012
4.16	2005

### Game

8.26	vs. Tennessee, 11/26/18 (34-281)
7.83	at New Orleans, 9/9/19 (23-180)
7.37	at Cincinnati, 11/9/03 (19-140)
7.32	at Detroit (OT), 11/22/12 (28-205)
7.23	vs. Buffalo, 11/19/06 (26-188)
7.10	at Indianapolis, 11/16/08 (21-149)

### Lowest, Season

3.18	2002
3.47	2009

## TEXANS RECORDS - REGULAR SEASON TEAM

3.67	2015
3.80	2007
<b>Lowest, Game</b>	
1.21	at Buffalo, 11/16/03 (28-34)
1.27	vs. Tennessee, 12/29/02 (22-28)
1.42	at Pittsburgh, 12/8/02 (26-37)
1.60	vs. N.Y. Giants, 10/10/10 (15-24)
1.61	vs. Buffalo, 9/28/14 (23-37)
<b>Season, Opponent</b>	
4.81	2019
4.55	2005
4.47	2008
4.45	2003
4.42	2004
4.39	2006
<b>Game, Opponent</b>	
9.7	at Tennessee (OT), 10/18/20
9.60	at Tennessee, 9/20/09 (25-240)
9.38	at Jacksonville, 10/14/07 (26-244)
8.64	vs. Jacksonville, 12/28/14 (14-121)
7.92	at Tennessee, 12/3/17 (25-198)
<b>Lowest, Season, Opponent</b>	
3.44	2018
3.97	2017
4.00	2014
	2012
4.02	2016
4.04	2010
4.06	2011
<b>Lowest, Game, Opponent</b>	
1.04	at N.Y. Jets, 11/26/06 (26-27)
1.06	at Washington, 9/19/10 (17-18)
1.50	at Oakland, 11/21/16 (20-30)
1.57	at Seattle, 10/29/17 (21-33)
1.88	vs. Jacksonville, 12/30/18 (16-30)
2.00	vs. Tennessee, 11/28/10 (12-24)

### RUSHING TOUCHDOWNS

<b>Season</b>	
20	2010
19	2012
18	2011
17	2019
16	2008
	2004
<b>Game</b>	
4	vs. New England, 12/1/13
3	14x - last: at Kansas City, 10/13/19
<b>Season, Opponent</b>	
21	2005
18	2008
17	2009

16	2010
	2006
<b>Game, Opponent</b>	
5	at Seattle, 10/16/05
4	at Atlanta, 10/4/15
	vs. Jacksonville, 9/27/09
	vs. Jacksonville, 12/24/05

### 100-YARD RUSHING GAMES BY AN INDIVIDUAL

<b>Season</b>	
11	2011
8	2014
	2010
7	2012
5	2008
	2004
<b>Season, Opponent</b>	
10	2005
7	2004
	2003
6	2007
5	2008
	2002

### CONSECUTIVE GAMES WITH A RUSHING TOUCHDOWN

<b>Texans</b>	
9	at Philadelphia 12/23/18 – at Indianapolis 10/20/19
7	at Oakland 10/3/10 – at N.Y. Jets 11/21/10
	vs. Tennessee 11/28/04 – at Buffalo 9/11/05
6	at Tennessee 10/23/11 – vs. Atlanta 12/4/11
5	vs. Tennessee 9/30/12 – vs. Buffalo 11/4/12
	vs. Carolina 12/18/11 – at Jacksonville 9/16/12
	at Oakland 12/3/06 – vs. Cleveland 12/31/06
<b>Opponent</b>	
6	at Pittsburgh 9/7/08 – vs. Detroit 10/19/08
	at Baltimore 11/27/17 – vs. Pittsburgh 12/25/17
5	at Philadelphia 12/2/10 – vs. Jacksonville 1/2/11
	at Washington 9/19/10 – vs. Kansas City 10/17/10
	at Buffalo 11/1/09 – at Jacksonville 12/6/09
	at Dallas 10/15/06 – at Jacksonville 11/12/06
	at Jacksonville 11/6/05 – at Baltimore 12/4/05
	at New Orleans 9/14/03 – vs. N.Y. Jets 10/19/03

## PASSING

### NET YARDS PASSING

<b>Most, Season</b>	
4,654	2009
4,267	2008
4,144	2010

# TEXANS RECORDS - REGULAR SEASON TEAM

3,833	2015
3,830	2012
<b>Most, Game</b>	
504	vs. Jacksonville (OT), 11/18/12
468	at Washington (OT), 9/19/10
426	vs. Atlanta, 10/6/19
408	at Green Bay, 12/7/08
403	vs. Oakland, 10/9/11
385	vs. Cincinnati, 10/18/09
<b>Fewest, Season</b>	
2,225	2002
2,237	2005
2,655	2003
2,778	2006
3,176	2016
<b>Fewest, Game</b>	
-5	at Oakland, 12/3/06
6	vs. Indianapolis, 10/23/05
10	at Pittsburgh, 12/8/02
25	at Buffalo, 9/11/05
29	at San Diego, 9/15/02
<b>Most Allowed, Season</b>	
4,280	2010
4,276	2019
4,167	2018
3,890	2014
3,799	2017
3,712	2003
3,682	2007
<b>Most Allowed, Game</b>	
462	at Philadelphia, 12/23/18
446	at Seattle, 10/29/17
437	vs. Indianapolis (OT), 9/30/18
421	at Tennessee, 10/12/03
419	at Detroit (OT), 11/22/12
	vs. Indianapolis, 9/12/10
<b>Fewest Allowed, Season</b>	
3,035	2011
3,123	2013
3,141	2002
3,226	2016
3,336	2015
<b>Fewest Allowed, Game</b>	
31	at Jacksonville, 12/26/04
52	at Jacksonville, 9/16/12
83	vs. Jacksonville, 12/18/16
86	at Tennessee, 10/29/06
89	vs. Jacksonville, 12/30/18
<b>Most, Season, Both Teams</b>	
8,424	2010
8,141	2009
8,059	2019

7,948	2018
7,690	2008
7,442	2012
<b>Most, Game, Both Teams</b>	
876	Texans 504 vs. Jacksonville 378 (OT), 11/18/12
871	Texans 468 at Washington 403 (OT), 9/19/10
813	Texans 367 at Seattle 446, 10/29/17
788	Texans 367 at Tennessee 421, 10/12/03
784	Texans 347 at Indianapolis 437 (OT), 9/30/18
771	Texans 309 at Philadelphia 462, 12/23/18
<b>Fewest, Season, Both Teams</b>	
5,366	2002
5,758	2005
6,222	2006
6,367	2003
6,402	2016
<b>Fewest, Game, Both Teams</b>	
145	Texans 114 at Jacksonville 31, 12/26/04
172	Texans 29 at San Diego 143, 9/15/02
184	Texans -5 at Oakland 189, 12/3/06
189	Texans 25 at Buffalo 164, 9/11/05
218	Texans 93 at New England 125, 12/14/06

## GROSS YARDS PASSING

<b>Most, Season</b>	
4,803	2009
4,474	2008
4,370	2010
4,183	2013
4,165	2018
<b>Most, Game</b>	
527	vs. Jacksonville (OT), 11/18/12
497	at Washington (OT), 9/19/10
426	vs. Atlanta, 10/6/19
416	vs. Oakland, 10/9/11
414	vs. Green Bay, 12/7/08
<b>Fewest, Season</b>	
2,636	2002
2,661	2005
2,841	2003
3,032	2006
3,418	2016
<b>Fewest, Game</b>	
32	at Oakland, 12/3/06
33	at Pittsburgh, 12/8/02
48	vs. Indianapolis, 10/23/05
64	at Tampa Bay, 12/14/03
70	at Buffalo, 9/18/05
<b>Most Allowed, Season</b>	
4,499	2010
4,491	2019
4,477	2018

# TEXANS RECORDS - REGULAR SEASON TEAM

4,141	2014
3,999	2017
3,881	2012
3,878	2007

## Most Allowed, Game

471	at Philadelphia, 12/23/18
464	at Indianapolis (OT), 9/30/18
452	at Seattle, 10/29/17
441	at Detroit (OT), 11/22/12
433	vs. Indianapolis, 9/12/10

## Fewest Allowed, Season

3,310	2013
3,322	2011
3,378	2002
3,424	2016
3,598	2008

## Fewest Allowed, Game

54	at Jacksonville, 12/26/04
76	at Jacksonville, 9/16/12
87	at Tennessee, 10/29/06
92	at Jacksonville, 12/18/16
97	vs. Jacksonville, 10/30/11

## PASS ATTEMPTS

### Most, Season

633	2013
619	2015
593	2009
583	2016
574	2010

### Most, Game

62	vs. Baltimore (OT), 12/13/10
58	at Carolina, 9/20/15
	at Jacksonville, 12/5/13
57	at Atlanta, 10/4/15
55	vs. Jacksonville (OT), 11/18/12
54	at Tennessee Titans, 12/19/10
	at N.Y. Jets, 11/26/06

### Fewest, Season

439	2003
447	2002
449	2005
467	2011
471	2004

### Fewest, Game

9	vs. Indianapolis, 10/23/05
10	at Pittsburgh, 12/8/02
14	at Oakland, 12/3/06
15	at Tampa Bay, 11/13/11
	vs. Cleveland, 12/31/06

### Most, Season, Opponent

619	2014
-----	------

594	2018
586	2019
581	2012
553	2015
547	2010
546	2007

## Most, Game, Opponent

62	at Indianapolis (OT), 9/30/18
61	at Detroit (OT), 11/22/12
58	at Pittsburgh, 12/8/02
57	vs. Indianapolis, 9/12/10
55	at Miami, 12/27/09

## Fewest, Season, Opponent

469	2005
471	2008
484	2013
501	2017
502	2003

## Fewest, Game, Opponent

11	at San Diego, 10/28/07
15	at San Francisco, 10/6/13
	at Tennessee, 10/29/06
16	vs. St. Louis, 10/13/13
18	at Minnesota, 11/2/08
	at Pittsburgh, 9/7/08

## PASS COMPLETIONS

### Most, Season

399	2009
371	2013
367	2008
365	2010
358	2015

### Most, Game

43	vs. Jacksonville (OT), 11/18/12
39	at N.Y. Jets, 11/26/06
38	at Washington (OT), 9/19/10
35	at Tennessee, 12/19/10
	at Arizona, 10/11/09

### Fewest, Season

235	2002
248	2003
270	2005
286	2004
288	2011

### Fewest, Game

3	at Pittsburgh, 12/8/02
6	vs. Indianapolis, 10/23/05
	at San Diego, 9/15/02
7	at Oakland, 12/3/06
8	vs. Pittsburgh, 12/25/17

## Most, Season, Opponent



## TEXANS RECORDS - REGULAR SEASON TEAM

385	2018
375	2019
363	2014
361	2007
354	2010
344	2009
	2004

### Most, Game, Opponent

40	vs. Indianapolis, 9/12/10
	vs. Indianapolis (OT), 9/30/18
36	vs. Minnesota, 10/10/04
35	at Philadelphia, 12/23/18
	at Miami, 12/27/09
34	at Indianapolis, 11/8/09

### Fewest, Season, Opponent

279	2011
281	2002
287	2013
294	2008
297	2003

### Fewest, Game, Opponent

6	at San Francisco, 10/6/13
7	at San Diego, 10/28/07
	at Tennessee, 10/29/06
8	vs. Tennessee, 12/29/02
9	at Jacksonville, 9/16/12

## TOUCHDOWN PASSES

### Most, Season

29	2015
	2009
28	2017
27	2019
26	2018
24	2007
	2010

### Most, Game

6	vs. Tennessee, 11/30/14
5	vs. Atlanta, 10/6/19
	vs. Miami, 10/25/18
	vs. Kansas City, 10/8/17
	vs. Jacksonville (OT), 11/18/12
4	at Tennessee (OT), 10/18/20
	vs. New England, 12/1/19
	at Seattle, 10/29/17
	vs. Tennessee, 10/1/17
	at Denver, 9/23/12
	at Cincinnati, 10/18/09
	at Tennessee, 9/20/09
	vs. Tennessee, 10/21/07

### Most, Season, Opponent

33	2019
	2010
32	2004
30	2017
29	2013
	2012

### Most, Game, Opponent

6	vs. Green Bay, 10/14/12
5	at Indianapolis, 11/14/04
	vs. Minnesota (OT), 10/10/04
	vs. New England, 9/24/17
4	16x - last: vs. Green Bay, 10/25/20

## CONSECUTIVE GAMES WITH A PASSING TOUCHDOWN

### Texans

16	at Jacksonville 11/14/10 – vs. Jacksonville 10/30/11
15	at New England 9/9/18 - at Philadelphia 12/23/18
14	vs. Baltimore 12/21/14 – at Buffalo 12/06/15
12	at Indianapolis 11/8/09 – at Oakland 10/3/10
	at Jacksonville 10/14/07 – vs. Jacksonville 12/30/07

### Opponent

22	at Oakland 9/14/14 – at Miami 10/25/15
20	at Tennessee 12/3/17 - at Philadelphia 12/23/18
12	vs. Cleveland 1/2/05 – vs. St. Louis 11/27/05

## FIRST DOWNS

## FIRST DOWNS

### Most, Season

360	2010
346	2019
341	2012
340	2009
	2008
335	2015

### Most, Game

39	vs. Jacksonville (OT), 11/18/12
35	at Kansas City, 10/13/19
33	vs. Tennessee, 10/1/17
31	vs. Atlanta, 10/6/19
30	vs. Tampa Bay, 9/27/15
	at Indianapolis (OT), 9/30/18
29	7x; last vs. Oakland, 10/27/19

### Fewest, Season

208	2002
237	2003
243	2005
282	2006
295	2007

### Fewest, Game

# TEXANS RECORDS - REGULAR SEASON TEAM

3	at Pittsburgh, 12/8/02
7	at Tampa Bay, 12/14/03
	at Jacksonville, 12/7/03
	at San Diego, 9/15/02
	vs. New England, 12/13/15
<b>Most Allowed, Season</b>	
352	2010
348	2005
346	2019
336	2003
329	2014
325	2007
<b>Most Allowed, Game</b>	
34	at Indianapolis, 9/17/06
33	at Indianapolis, 12/23/07
31	at Seattle, 10/16/05
	at Tennessee (OT), 10/18/20
<b>Fewest Allowed, Season</b>	
270	2011
272	2016
281	2015
282	2013
291	2002
292	2012
<b>Fewest Allowed, Game</b>	
6	vs. Jacksonville, 12/30/18
	at Jacksonville, 12/26/04
8	at Chicago, 11/11/12
	vs. Oakland, 10/4/09
9	vs. Tennessee, 10/1/17
	at Jacksonville, 9/16/12
	vs. Tennessee, 11/28/10
	at Buffalo, 11/1/09
	vs. Jacksonville, 12/18/16
<b>Most, Season, Both Teams</b>	
712	2010
692	2019
642	2014
640	2009
	2008
633	2012
<b>Most, Game, Both Teams</b>	
58	Texans 30 vs. Indianapolis 28 (OT), 9/30/18
56	at Tennessee (OT), 10/18/20
	Texans 39 vs. Jacksonville 17 (OT), 11/18/12
55	Texans 26 at Detroit 29 (OT), 11/22/12
	Texans 27 vs. Indianapolis 28, 11/29/09
53	Texans 31 vs. Atlanta 22, 10/6/19
	Texans 29 at Browns 24, 11/16/14
<b>Fewest, Season, Both Teams</b>	
499	2002

573	2003
589	2013
591	2011
	2005
<b>Fewest, Game, Both Teams</b>	
21	Texans 13 at Chicago 8, 11/11/12
23	Texans 9 at Jacksonville 14, 11/27/11
	Texans 10 at Indianapolis 13, 12/1/02
	Texans 7 at San Diego 16, 9/15/02
24	Texans 16 vs. Oakland 8, 10/4/09
	Texans 13 vs. Dallas 11, 9/8/02

## RUSHING FIRST DOWNS

<b>Most, Season</b>	
131	2011
118	2010
114	2012
112	2019
108	2014
106	2008
	2006
<b>Most, Game</b>	
16	at Jacksonville, 9/16/12
15	vs. Indianapolis, 9/12/10
14	vs. Cleveland, 11/6/11
	at Tennessee, 10/23/11
	vs. Indianapolis, 12/24/06
<b>Fewest, Season</b>	
59	2002
86	2017
	2003
89	2005
90	2013
	2015
<b>Fewest, Game</b>	
1	8X - last: at Pittsburgh, 9/27/20
<b>Most, Season, Opponent</b>	
130	2003
123	2005
116	2002
115	2006
114	2008
<b>Most, Game, Opponent</b>	
19	at Seattle, 10/16/05
16	at Cincinnati, 11/9/03
15	vs. Jacksonville, 1/2/11
	vs. Kansas City, 11/20/05
	at Washington, 12/22/02
<b>Fewest, Season, Opponent</b>	
73	2011
76	2018
79	2015

# TEXANS RECORDS - REGULAR SEASON TEAM

87	2016
88	2017
	2013
<b>Fewest, Game, Opponent</b>	
0	at Indianapolis, 10/20/19
1	vs. Arizona, 11/19/17
	at New England, 9/24/17
	vs. Jacksonville, 1/3/16
	at Tennessee, 12/27/15
	vs. Baltimore, 12/21/14
	at Tennessee, 10/26/14
	vs. Tennessee, 11/28/10
	vs. Oakland, 10/4/09
	at Carolina, 9/16/07

## PASSING FIRST DOWNS

<b>Most, Season</b>	
231	2009
222	2010
210	2015
	2008
205	2012
203	2019
<b>Most, Game</b>	
26	vs. Jacksonville (OT), 11/18/12
23	at Indianapolis (OT), 9/30/18
	Washington (OT), 9/19/10
21	vs. Baltimore (OT), 12/13/10
	at Cincinnati, 10/18/09
20	at Kansas City, 10/13/19
	vs. Seattle, 9/29/13
	at Tennessee, 12/19/10
<b>Fewest, Season</b>	
119	2002
127	2003
142	2005
156	2006
171	2014
<b>Fewest, Game</b>	
1	at Pittsburgh, 12/8/02
	vs. Indianapolis, 9/22/02
2	at Oakland, 12/3/06
3	at Tampa Bay, 12/14/03
4	8x - last: vs. New England, 12/13/15
<b>Most, Season, Opponent</b>	
220	2019
211	2010
206	2014
200	2018
197	2007
194	2004
<b>Most, Game, Opponent</b>	

23	at Indianapolis (OT), 9/30/18
21	vs. Kansas City, 10/8/17
	at Detroit (OT), 11/22/12
	at Indianapolis, 11/16/08
	at Indianapolis, 9/17/06
	vs. Minnesota (OT), 10/10/04
<b>Fewest, Season, Opponent</b>	
155	2002
157	2016
158	2013
166	2011
167	2008
	2012
<b>Fewest, Game, Opponent</b>	
2	at Jacksonville, 12/26/04
4	6x, last vs. Jacksonville, 12/30/18

## FIRST DOWNS BY PENALTY

<b>Most, Season</b>	
47	2017
37	2018
35	2015
34	2014
31	2019
<b>Most, Game</b>	
8	vs. Jacksonville, 9/10/17
6	vs. Cincinnati, 11/3/02
5	9x, last; vs. Oakland, 10/27/19
<b>Fewest, Season</b>	
9	2007
12	2005
14	2011
16	2009
19	2013
<b>Most, Season, Opponent</b>	
37	2017
	2005
36	2013
34	2014
	2009
31	2012
	2011
<b>Most, Game, Opponent</b>	
7	at Jacksonville, 12/5/13
6	vs. Indianapolis, 10/8/15
	at Indianapolis, 12/22/11
	at Indianapolis, 11/8/09
<b>Fewest, Season, Opponent</b>	
19	2008
20	2002
21	2007
	2004

# TEXANS RECORDS - REGULAR SEASON TEAM

## FIELD GOALS

### FIELD GOALS

#### Most, Season

37	2018
35	2016
32	2011
31	2012
30	2014
29	2008
27	2010

#### Fewest, Season

17	2004
	2002
18	2003
19	2006
20	2019
	2017

#### Most Attempted, Season

42	2018
41	2016
38	2012
	2011
35	2014
	2013
34	2005

#### Fewest Attempted, Season

22	2003
24	2004
	2002
25	2019
	2017
	2006
27	2015

#### Most Attempted, Game

7	at Miami, 9/7/03
6	vs. Baltimore, 12/21/14
	vs. Indianapolis, 12/16/12
5	11x - last: at New York Jets, 12/15/18

#### Most Converted, Game

6	vs. Baltimore, 12/21/14
5	7x, last at New York Jets, 12/15/18

#### Consecutive Games Scoring Field Goals

19	9/22/13 - 10/5/14
17	10/23/11 - 10/21/12
15	11/1/10 - 10/9/11
10	11/13/05 - 9/17/06

#### Most Field Goals Made, Season, Opponent

33	2017
30	2013

2011

28 2007

2005

2003

#### Fewest Field Goals Made, Season, Opponent

19	2014
20	2015
	2009
21	2019
	2012
	2010

22 2004

#### Most Field Goals Attempted, Season, Opponent

36	2011
35	2017
	2013
	2003

34 2002

#### Fewest Field Goals Attempted, Season, Opponent

22	2014
23	2009
24	2012
26	2019
	2018
	2015

#### Most Field Goals Attempted, Game, Opponent

8	vs. Tennessee, 10/21/07*
5	7x - last: at Kansas City, 10/08/17

#### Most Field Goals Converted, Game, opponent

8	vs. Tennessee, 10/21/07*
5	4x last; at Kansas City 10/08/17

\* NFL record.

#### Most Field Goals Converted, Game, Both Teams

9	Texans 5 vs. Miami 4, 10/7/07
8	Texans 0 vs. Tennessee 8*, 10/21/07

\* NFL record.

## PUNTING

### PUNTS

#### Most, Season

116	2002
97	2003
96	2015
92	2017
88	2013
	2012

#### Most, Game

11	at Jacksonville, 12/17/17
	at Indianapolis, 12/1/02
10	6x - last: at Tennessee, 12/2/12



# TEXANS RECORDS - REGULAR SEASON TEAM

## Fewest, Season

53	2008
55	2007
57	2019
63	2010
67	2009
72	2016

## Fewest, Game

0	vs. Kansas City, 10/13/19
1	vs. Jacksonville, 10/11/20
	vs. Atlanta, 10/6/19
	at Washington, 11/18/18
	at Buffalo, 11/1/09
	vs. Miami, 10/7/07

## Most Punts, Season, opponent

101	2015
98	2002
92	2012
91	2013

## Most Punts, Game, Opponent

11	vs. Oakland, 11/17/13
10	at San Francisco, 1/1/06
	at San Diego, 9/15/02

## Fewest Punts, Season, Opponent

56	2019
59	2007
63	2005
65	2006
67	2010
	2008

## Fewest Punts, Game, Opponent

0	at Baltimore, 11/17/19
	vs. Jacksonville, 10/14/07
	vs. Indianapolis, 10/23/05
1	6x - last: at Tennessee (OT), 10/18/20

## Most Punts, Season, Both Teams

214	2002
197	2015
180	2012
179	2013
173	2017
172	2003
167	2014

## Most Punts, Game, Both Teams

20	Texans 9 vs. Oakland 11, 11/17/13
	Texans 11 at Indianapolis 9, 12/1/02
	Texans 10 at San Diego 10, 9/15/02
19	Texans 10 at Jacksonville 9, 11/27/11
	Texans 10 vs. Dallas 9, 9/8/02

## Fewest Punts, Season, Both Teams

113	2019
114	2007

120	2008
130	2010
140	2005

## Fewest Punts, Game, Both Teams

2	Texans 0 at Kansas City 2, 10/13/19
	Texans 2 at Jacksonville 0, 10/14/07
3	Texans 3 at Baltimore 0, 11/17/19
	Texans 2 at Indianapolis 1, 11/16/08
	Texans 1 vs. Miami 2, 10/7/07
	Texans 2 at Indianapolis 1, 12/24/06

## PUNT YARDS

## Most Yards, Season

4,720	2002
4,533	2015
4,507	2017
4,189	2013
4,150	2012
4,028	2003

## Most Yards, Game

518	at Jacksonville, 12/17/17
489	at Tennessee, 12/2/12
442	vs. Oakland, 11/17/13
440	at Cincinnati, 9/14/17
436	at Jacksonville, 11/27/11
435	at Indianapolis, 12/1/02

## Fewest Yards, Season

2,240	2008
2,296	2007
2,559	2019
2,650	2010
2,866	2009
2,990	2005

## Fewest Yards, Game

0	at Kansas City, 10/13/19
30	at Washington, 11/18/18
33	vs. Jacksonville, 10/11/20
35	vs. Atlanta, 10/6/19
39	at Buffalo, 11/1/09
47	vs. Miami, 10/7/07

## Most Yards, Season, Opponent

4,693	2015
4,176	2012
4,161	2013
3,896	2011
3,892	2002

## Most Yards, Game, Opponent

540	vs. Oakland, 11/17/13
470	at Jacksonville, 9/16/12
449	vs. Jacksonville, 12/30/18
427	at Tennessee, 12/27/15

# TEXANS RECORDS - REGULAR SEASON TEAM

	vs. Oakland, 10/4/09
413	vs. Buffalo, 9/28/14
<b>Fewest Punting Yards, Season, Opponent</b>	
2,528	2005
2,535	2007
2,632	2019
2,880	2004
2,930	2010
2,949	2006
<b>Fewest Punting Yards, Game, Opponent</b>	
0	at Baltimore, 11/17/19
	vs. Jacksonville, 10/14/07
	vs. Indianapolis, 10/23/05
39	vs. Pittsburgh, 9/18/05
41	at Seattle, 10/16/05
45	at Indianapolis, 9/14/06
<b>Highest Punting Average, Season</b>	
49	2017, 92 punts
47.6	2013, 88 punts
47.5	2016, 72 punts
47.2	2015, 96 punts
47.2	2012, 88 punts
45.8	2014, 84 punts
45.6	2019, 56 punts
<b>Lowest Punting Average, Season</b>	
38.8	2005, 77 punts
40.7	2002, 116 punts
41.2	2004, 73 punts
41.5	2003, 97 punts
41.6	2006, 76 punts
<b>Highest Punting Average, Game (Minimum 4 punts)</b>	
58.9	at Arizona, 11/10/13, 7 punts
58.5	at New England, 9/24/17, 4 punts
54.5	vs. Indianapolis, 10/9/14, 4 punts
54.2	at Denver, 9/23/12, 5 punts
53.0	vs. Seattle, 10/29/17, 5 punts
52.8	vs. Atlanta, 12/4/11, 5 punts
<b>Highest Punting Average, Season, Opponent</b>	
47.3	2017, 81 punts
47.0	2019, 56 punts
46.9	2011, 83 punts
46.8	2009, 76 punts
46.7	2018, 80 punts
46.5	2015, 101 punts
<b>Lowest Punting Average, Game (Minimum 4 punts)</b>	
30.7	at Chicago, 12/19/04, 7 punts
33.8	at Indianapolis, 11/14/04, 4 punts
34.2	at Jacksonville, 11/12/06, 5 punts
34.3	at Cleveland, 11/25/07, 4 punts
34.7	vs. Jacksonville, 11/17/02, 6 punts
<b>Highest Punting Average, Game, Opponent (Minimum 4 punts)</b>	
56.8	at Oakland, 12/3/06, 4 punts

	at Dallas, 10/15/06, 4 punts
53.9	at Carolina, 9/20/15, 7 punts
53.4	vs. Oakland, 10/4/09, 8 punts
52.8	at San Diego, 10/28/07, 5 punts
<b>Lowest Punting Average, Season, Opponent</b>	
39.7	2002, 98 punts
40.1	2005, 63 punts
41.7	2004, 69 punts
	2003, 75 punts
43	2007, 59 punts
<b>Lowest Punting Average, Game, Opponent (Minimum 4 punts)</b>	
25.7	at Washington, 12/22/02, 7 punts
31.2	at San Francisco, 1/1/06, 10 punts
31.3	vs. New England, 11/23/03, 4 punts
33	vs. Cleveland, 10/30/05, 4 punts
34	at Cleveland, 11/25/07, 5 punts

## PUNT RETURNS

### PUNT RETURN TOUCHDOWNS

#### Most Touchdowns, Punt Returns

2	2008	Jacoby Jones 73 yards vs. Cincinnati, 10/26/08; Jacoby Jones 70 vs. Miami, 10/12/08
1	2013	Keshawn Martin 87 vs. Oakland, 11/17/13
	2011	Jacoby Jones 79 vs. Indianapolis, 9/11/11
	2002	Avion Black 76 vs. Baltimore, 12/15/02
	2016	Will Fuller V 67 vs. Tennessee, 10/2/16

#### Most Touchdowns, Punt Returns, Opponent

1	2017	Tyreek Hill 82 yards vs. Kansas City, 10/8/17
	2016	Marcus Sherels 79 yards at Minnesota, 10/9/16
	2013	Tandon Doss 76 at Baltimore, 9/22/13
	2012	Marcus Thigpen 72 vs. Miami, 9/9/12
	2008	Johnnie Lee Higgins 80 at Oakland, 12/21/08
	2006	Adam Jones 53 at Tennessee, 10/29/06
	2005	Adam Jones 52 at Tennessee, 12/11/05
	2003	Dante Hall 73 vs. Kansas City, 9/21/03

### PUNT RETURNS

#### Most, Season

53	2002
52	2015
51	2011
45	2009
42	2013

#### Most, Game

7	vs. Oakland, 11/17/13
	at Jacksonville, 11/27/11
	vs. Oakland, 10/4/09

# TEXANS RECORDS - REGULAR SEASON TEAM

	at Baltimore, 12/4/05
6	vs. Jacksonville, 12/30/18
	at Carolina, 9/20/15
	at Jacksonville, 9/16/12

## Fewest, Season

22	2019
23	2006
30	2005
32	2008
33	2007

## Most Returns, Season, Opponent

60	2015
58	2002
49	2017
48	2016
	2012

## Most Returns, Game, Opponent

7	2x last; vs. Cincinnati 12/24/16
6	12x - last, at Denver, 11/4/18

## Fewest Punt Returns, Season, Opponent

19	2007
21	2008
24	2019
	2009
29	2010
30	2004

## PUNT RETURN YARDS

### Most Yards, Season

529	2011
512	2002
449	2009
414	2012
386	2008

### Most Yards, Game

125	vs. Oakland, 11/17/13
100	at Arizona, 10/11/09
92	vs. Baltimore, 12/15/02
91	at Jacksonville, 11/27/11
	vs. Indianapolis, 9/11/11

### Fewest Yards, Season

208	2014
214	2019
223	2005
235	2010
242	2006

### Fewest Yards, Game

-12	vs. Detroit, 10/19/08
-6	at Denver, 11/7/04
-4	at Tennessee, 12/2/07
-3	2x last; at Indianapolis, 12/31/17

### Most Punt Return Yards, Season, Opponent

612	2015
608	2017
530	2013
483	2012
477	2016

### Most Punt Return Yards, Game, Opponent

100	at Minnesota, 10/09/16
98	vs. Cincinnati, 9/14/17
93	at Baltimore, 9/22/13
83	vs. Kansas City, 10/08/17
82	vs. Pittsburgh, 12/25/17

### Fewest Punt Return Yards, Season, Opponent

82	2019
104	2009
151	2007
219	2005
233	2010

### Fewest Punt Return Yards, Game, Opponent

-4	vs. Oakland, 10/4/09
-3	at Pittsburgh, 9/7/08
-2	at San Diego, 9/15/02
-1	at Los Angeles Chargers, 9/22/19
	at Indianapolis, 12/1/02

## PUNT RETURN AVERAGE

### Highest Average, Season

12.1	2008
10.9	2016
10.89	2012
10.52	2006
10.37	2011
9.98	2009

### Highest Average, Game (Minimum 4 returns)

21.75	vs. Miami, 10/12/08
20	at Arizona, 10/11/09
18.25	at Buffalo, 11/1/09
17.86	vs. Oakland, 11/17/13
16.75	at Tennessee, 12/2/12

### Lowest Average, Season

6.12	2014
6.65	2010
6.71	2003
7.25	2015
7.43	2005
8.23	2004

### Lowest Average, Game (Minimum 4 returns)

0.8	vs. San Francisco, 12/10/17
1.8	vs. Tennessee (OT), 9/15/13
2.25	vs. Baltimore, 10/21/12
2.5	at Tampa Bay, 11/13/11
3.0	2x; vs. Kansas City, 9/18/16

### Highest punt return Average, Season, opponent

## TEXANS RECORDS - REGULAR SEASON TEAM

12.41	2017
12.38	2014
12.32	2013
11.19	2008
10.2	2015
<b>Highest punt return Average, Game, Opponent (Minimum 4 returns)</b>	
19.8	vs. Kansas City, 10/8/17
17.25	at Jacksonville, 10/27/02
16.8	at Indianapolis, 12/20/15
16.4	vs. Pittsburgh, 12/25/17
16.3	at Cincinnati, 9/14/2017
16	vs. Indianapolis, 9/22/02
<b>Lowest Punt Return Average, Season, Opponent</b>	
3.4	2019
4.33	2009
5.66	2002
6.64	2005
7.5	2018
7.64	2006
<b>Lowest Punt Return Average, Game, Opponent (Minimum 4 returns)</b>	
-0.3	at San Diego, 9/15/02
-0.2	at Indianapolis, 12/1/02
1	at Jacksonville, 11/27/11
1.4	vs. Dallas, 9/8/02
2.1	vs. Cincinnati, 12/24/16

### KICKOFF RETURNS

#### KICKOFF RETURN TOUCHDOWNS

##### Most Touchdowns, Kickoff Returns, Season

4	2007
2	2005
1	2009

##### Most Touchdowns, Kickoff Returns, Game

2	André Davis 104 and 97 yards vs. Jacksonville, 12/30/2007
1	Jacoby Jones 95 vs. Oakland, 10/4/09
	André Davis 97 vs. Tampa Bay, 12/9/07
	Jerome Mathis 84 vs. Indianapolis, 9/23/07
	Jerome Mathis 99 vs. Kansas City, 10/23/05
	Jerome Mathis 89 vs. Indianapolis, 10/23/05

##### Most Touchdowns, Kickoff Returns, Season, Opponent

2	2012
1	2016
	2010
	2006
	2004
	2002

##### Most Touchdowns, Kickoff Returns, Game, Opponent

1	Marqise Lee 100 yards vs. Jacksonville, 12/18/16
	Deji Karim 101 yards at Indianapolis, 12/30/12

Joe McKnight 100 at N.Y. Jets, 10/8/12
David Reed 103 vs. Baltimore (OT), 12/13/10
Ellis Hobbs 93 at New England, 12/17/06
Eddie Drummond 99 at Detroit, 9/19/04
André Davis 95 at Cleveland, 10/20/02

#### KICKOFF RETURNS

##### Most, Season

84	2005
80	2003
77	2002
74	2007
72	2008

##### Most, Game

8	4x - last: at Indianapolis, 11/16/08
7	20x - last: at N.Y. Jets, 11/21/10

##### Fewest, Season

14	2019
18	2015
20	2018, 2014
27	2017
29	2011
44	2012

##### Most Returns, Season, Opponent

73	2008
72	2010
71	2009
69	2007
62	2012

##### Most Returns, Game, Opponent

7	7x - last: vs. Baltimore, 10/21/12
---	------------------------------------

##### Fewest Returns, Season, Opponent

27	2017
33	2018
39	2019
	2013
40	2015
45	2014
46	2011

#### KICKOFF RETURN YARDS

##### Most Yards, Season

2,173	2005
1,961	2007
1,700	2003
1,609	2006
1,550	2008

##### Most Yards, Game

278	vs. Kansas City, 11/20/05
266	vs. Indianapolis, 10/23/05
234	vs. Jacksonville, 12/30/07
233	vs. Indianapolis, 9/23/07



# TEXANS RECORDS - REGULAR SEASON TEAM

207	at Indianapolis, 11/16/08
<b>Fewest Yards, Season</b>	
308	2019
422	2014
430	2015
487	2018
558	2017
730	2011
953	2012
<b>Most Return Yards, Season, Opponent</b>	
1,741	2010
1,630	2008
1,597	2009
1,595	2012
1,593	2007
<b>Most Return Yards, Game, Opponent</b>	
233	vs. Baltimore (OT), 12/13/10
201	vs. Baltimore, 10/21/12
199	vs. Oakland, 10/3/04
191	vs. Miami, 10/7/07
189	at Buffalo, 11/1/09
<b>Fewest Return Yards, Season, Opponent</b>	
547	2017
682	2018
725	2019
977	2015
1,004	2013
1,030	2011
1,135	2016
1,149	2003

## KICKOFF RETURN AVERAGE

<b>Highest Average, Season</b>	
26.5	2007
25.9	2005
25.2	2011
24.7	2013
24.4	2018
<b>Highest Average, Game (Minimum 4 returns)</b>	
46.8	vs. Jacksonville, 12/30/07
38.0	vs. Indianapolis, 10/23/05
35.4	vs. Cleveland, 10/30/05
34.8	vs. Kansas City, 11/20/05
33.3	vs. Indianapolis, 9/23/07
<b>Lowest Average, Season</b>	
18.6	2016
19.8	2010
19.9	2002
20.7	2017
21.0	2004
<b>Lowest Average, Game (Minimum 4 returns)</b>	
11.8	at Cincinnati, 12/11/11

12.7	at N.Y. Jets, 11/21/11
13.3	vs. Jacksonville, 12/24/05
13.5	at Detroit, 9/19/04
13.7	at Jacksonville, 10/14/07
<b>Highest Return Average, Season, Opponent</b>	
26.0	2014
25.7	2013
	2012
24.4	2015
24.2	2010
<b>Highest Return Average, Game, Opponent (Minimum 4 returns)</b>	
42.5	at Indianapolis, 12/30/12
42.0	at Cleveland, 10/20/02
39.3	at Detroit, 9/19/04
38.8	vs. Baltimore (OT), 12/13/10
36.3	vs. Tennessee, 10/9/05
<b>Lowest Return Average, Season, Opponent</b>	
18.6	2019
20.26	2017
20.7	2018
21.68	2005
21.71	2003
22.23	2002
22.33	2008
22.39	2011
<b>Lowest Return Average, Game, Opponent (Minimum 4 returns)</b>	
13.0	vs. Buffalo, 11/4/12
14.3	at Jacksonville, 10/30/11
14.8	at Tampa Bay, 12/21/19
15.0	vs. Green Bay, 11/21/04
15.8	vs. Dallas, 9/8/02
16.0	vs. Atlanta, 10/6/19
	at Green Bay, 12/7/08

## FUMBLES

### FUMBLES

<b>Most Fumbles, Season</b>	
34	2002
30	2005
28	2008
	2006
26	2007
25	2017
<b>Most Fumbles, Game</b>	
6	at Green Bay, 12/7/08
5	vs. Atlanta, 10/6/19
	at Baltimore, 12/4/05
	at Jacksonville, 11/6/05
4	11x - last: vs. Arizona, 11/19/17
<b>Most Fumbles, Season, Opponent</b>	

## TEXANS RECORDS - REGULAR SEASON TEAM

27	2009
26	2018
24	2014
	2007
	2005
23	2012
	2002

### Most Fumbles, Game, Opponent

5	at Chicago, 12/19/04
4	7x - last: at New England, 9/24/17

### FUMBLES LOST

### Most Fumbles Lost, Season

17	2007
14	2002
12	2008
	2006
11	2017, 2011, 2009, 2008, 2006, 2005, 2004

### Most Fumbles Lost, Game

3	at Atlanta, 10/4/15
	at Cincinnati, 12/11/11
	at Green Bay, 12/7/08
	vs. Tennessee, 10/21/07
	at Tennessee, 10/29/06
	vs. Jacksonville, 9/10/17

### Most Fumbles Lost, Season, Opponent

14	2018
	2014
	2012
	2007
13	2009
11	2015
	2006
	2002

### Most Fumbles Lost, Game, Opponent

3	vs. Carolina, 9/29/19
	vs. Kansas City, 9/18/16
	at Tennessee, 12/27/15
	at Tennessee, 12/2/12
	vs. Oakland, 10/4/09
	at Jacksonville, 10/14/07
	at Oakland, 12/3/06
	at Pittsburgh, 12/8/02

### FUMBLE RECOVERY TOUCHDOWNS

### Most Touchdowns, Fumble Recovery, Season

3	2007
	2004
2	2017
	2009
	2006

### Most Touchdowns, Fumble Recovery, Game

1	Jadeveon Clowney 0 at Indianapolis (OT), 9/30/18
	Lamarr Houston 24 vs. Indianapolis, 11/5/17
	Jadeveon Clowney 22 at New England, 9/24/17
	Quintin Demps 33 at Tennessee, 12/27/15
	J.J. Watt 45 vs. Indianapolis, 10/9/14
	Wade Smith 0 (own) at Baltimore, 10/16/11
	Bernard Pollard 0 vs. New England, 1/3/10
	Dominique Barber 48 (own) vs. N.Y. Jets, 9/13/09
	DeMeco Ryans 26 vs. Tennessee, 10/21/07
	Kevin Walter 0 at Carolina, 9/16/07
	Mario Williams 38 vs. Kansas City, 9/9/07
	Anthony Maddox 47 vs. Cleveland, 12/31/06
	Demarcus Faggins 58 at Oakland, 12/3/06
	Antwan Peek 66 at Jacksonville, 12/26/04
	Charlie Anderson 60 at Chicago, 12/19/04
	Jamie Sharper 16 vs. Oakland, 10/3/04
	Kenny Wright 40 at Pittsburgh, 12/8/02

### Most Touchdowns, Fumble Recovery, Season, Opponent

2	2015
	2013
	2007
	2006

### Most Touchdowns, Fumble Recovery, Game, Opponent

2	at Atlanta, 10/4/15
---	---------------------

## INTERCEPTIONS

### INTERCEPTIONS

### Most Interceptions Thrown, Season

22	2013
21	2007
20	2008
18	2003
17	2017
	2009

### Most Interceptions Thrown, Game

4	vs. Baltimore, 11/9/08
	at San Diego, 10/28/07
	vs. New England, 12/17/06

### Fewest Interceptions Thrown, Season

9	2018
	2011
12	2015
	2010

### Most Interceptions Thrown, Season, Opponent

22	2004
20	2014
17	2011
15	2018
	2012

### Most Interceptions Thrown, Game, Opponent

# TEXANS RECORDS - REGULAR SEASON TEAM

4	at Tampa Bay, 12/21/19
	at Tennessee, 10/01/17
	at Jacksonville, 11/12/06
	at Tennessee, 10/17/04
<b>Fewest Interceptions Thrown, Season, Opponent</b>	
7	2013
	2005
10	2002
11	2017
	2016
	2007
	2006

## INTERCEPTION RETURN YARDS

### Most Interception Return Yards, Season

483	2014
393	2004
333	2012
302	2019
252	2018
212	2009
205	2003

### Most Interception Return Yards, Game

135	at Pittsburgh, 12/8/02
118	vs. Tennessee, 9/30/12
109	at Washington, 11/18/18
102	at Kansas City, 9/26/04
100	vs. Tennessee, 11/30/14
95	vs. Tennessee, 12/21/03

### Most Interception Return Yards, Season, Opponent

400	2017
357	2013
294	2009
277	2002
267	2007
225	2005

### Most Interception Return Yards, Game, Opponent

106	vs. Cincinnati, 11/3/02
103	vs. St. Louis, 10/13/13
99	at Tennessee, 9/21/08
98	at Seattle, 10/29/17
96	at San Diego, 10/28/07

## INTERCEPTION RETURNS FOR TOUCHDOWN

### Most Interceptions Returned for a Touchdown, Season

4	2014
3	2018
	2012
2	2019
	2017
	2015

	2004
	2002
<b>Most Interceptions Returned for a Touchdown, Game</b>	
2	vs. Tennessee, 9/30/12
	at Pittsburgh, 12/8/02
<b>Most Interceptions Returned for a Touchdown, Season, Opponent</b>	
5	2013
3	2009
	2005
	2003
2	2017
	2010
<b>Most Interceptions Returned for a Touchdown, Game, Opponent</b>	
1	24x - last: at Seattle, 10/29/17

## TOTAL TURNOVERS

### TAKEAWAYS

#### Most Takeaways, Season

34	2014 (20 int., 14 fum. recoveries)
30	2004 (22 int., 8 fum. recoveries)
29	2018 (15 int., 14 fum. recoveries)
	2012 (15 int., 14 fum. recoveries)
27	2011 (17 int., 10 fum. recoveries)
	2009 (14 int., 13 fum. recoveries)

#### Fewest Takeaways, Season

11	2013 (7 int., 4 fum. recoveries)
16	2017 (11 int. 5 fum. recoveries)
	2005 (7 int., 9 fum. recoveries)
18	2010 (13 int., 5 fum. recoveries)
21	2002 (10 int., 11 fum. recoveries)

#### Most Takeaways, Game

6	at Tennessee, 12/2/12 (3 int., 3 fum. recoveries)
5	at Tampa Bay, 12/21/19 (4 int., 1 fum. recovery)
	vs. Tennessee, 10/1/17 (4 int., 1 fum. recovery)
	at Cleveland, 11/23/08 (3 int., 2 fum. recoveries)
	at Oakland, 12/3/06 (2 int., 3 fum. recoveries)
	vs. Oakland, 10/3/04 (3 int., 2 fum. recoveries)
	vs. Jacksonville, 9/28/03 (3 int., 2 fum. recoveries)
	at Pittsburgh, 12/8/02 (2 int., 3 fum. recoveries)

### GIVEAWAYS

#### Most Giveaways, Season

38	2007 (21 int., 17 fum.)
32	2008 (20 int., 12 fum.)
31	2013 (22 int., 9 fum.)
29	2002 (15 int., 14 fum.)
28	2017 (17 int., 11 fum.)
	2009 (17 int., 11 fum.)

#### Fewest Giveaways, Season

16	2018 (9 int., 7 fum.)
----	-----------------------

## TEXANS RECORDS - REGULAR SEASON TEAM

17	2012 (13 int., 4 fum.)
18	2010 (12 int., 6 fum.)
20	2015 (12 int., 8 fum.)
	2011 (9 int., 11 fum.)
22	2019 (14 int., 8 fum.)
	2014 (13 int., 9 fum.)
<b>Most Giveaways, Game</b>	
6	vs. Tennessee, 10/21/07 (3 int., 3 fum.)
5	at San Diego, 10/28/07 (4 int., 1 fum.)
	at Tennessee (OT), 10/29/06 (2 int., 3 fum.)
	at Buffalo, 9/11/05 (3 int., 2 fum.)
4	x16 - last: at Los Angeles Rams, 11/12/17 (2 int., 2 fum.)

### SAFETIES

#### SAFETIES

<b>Season</b>	
3	2002
2	2009
1	2017
	2016
	2014
	2013

2012	
<b>Season, Opponent</b>	
2	2003
	2002
<b>Game</b>	
1	vs. Cleveland, 10/15/17
	vs. Jacksonville, 12/18/16
	vs. Jacksonville, 12/28/14
	vs. Tennessee, 9/15/13
	vs. Baltimore, 10/21/12
	at Jacksonville, 12/6/09
	vs. Oakland, 10/4/09
	vs. Baltimore, 12/15/02
	vs. N.Y. Giants, 11/24/02
	vs. Dallas, 9/8/02
<b>Game, Opponent</b>	
2	at Buffalo, 11/16/03
1	at Indianapolis, 10/20/19
	at Indianapolis, 12/31/17
	vs. Cincinnati, 11/23/14
	at Indianapolis, 12/15/13
	at Denver, 9/23/12
	vs. Baltimore, 11/9/08
	at Chicago, 12/19/04
	at Washington, 12/22/02
	at Jacksonville, 10/27/02



# TEXANS RECORDS - REGULAR SEASON TEAM

## PENALTIES

### PENALTIES

#### Most Penalties, Season

136	2002
124	2017
121	2003
112	2013
111	2019
108	2012
107	2015
106	2005
	2004

#### Most Penalties, Game

14	at Jacksonville, 12/17/17
	at Indianapolis, 12/15/13
	at Jacksonville, 12/5/13
	at Baltimore, 9/22/13
	at Indianapolis, 12/1/02
13	vs. Indianapolis, 10/8/15
	at Indianapolis, 11/8/09
	at Seattle, 10/16/05

#### Fewest Penalties, Season

80	2008
82	2007
87	2017
90	2010
	2006
94	2014

#### Fewest Penalties, Game

1	vs. Tennessee, 9/30/12
	vs. Oakland, 10/4/09
	at Oakland, 12/21/08
	vs. Miami, 10/12/08
	vs. Indianapolis, 10/5/08
	at Pittsburgh, 12/8/02

#### Most Penalties, Season, Opponent

123	2004
122	2017
117	2018
116	2015
114	2016
109	2019

#### Most Penalties, Game, Opponent

14	at Cincinnati, 10/2/05
13	vs. Oakland, 10/3/04
	vs. Buffalo, 10/13/02
12	4x, last; vs. Buffalo 10/14/18

#### Fewest Penalties, Season, Opponent

81	2008
	2007
88	2011
90	2012
92	2009

#### Fewest Penalties, Game, Opponent

0	vs. New England, 12/1/13
1	at Kansas City, 9/10/20
	at N.Y. Jets, 11/26/06
	vs. Cleveland, 10/30/05

#### Most Penalties, Season, Both Teams

246	2017
238	2002
229	2004
223	2015
222	2018
220	2019

#### Most Penalties, Game, Both Teams

24	Texans 14 at Baltimore 10, 9/22/13
	Texans 11 vs. Buffalo 13, 10/13/02
23	Texans 9 at Cincinnati 14, 10/2/05
	Texans 14 at Indianapolis, 12/1/02

#### Fewest Penalties, Season, Both Teams

161	2008
163	2007
186	2006
187	2011
	2009

#### Fewest Penalties, Game, Both Teams

2	Texans 2 vs. New England 0, 12/1/13
3	Texans 1 at Oakland 2, 12/21/08
4	Texans 2 at Jacksonville 2, 9/28/08
5	Texans 1 vs. Miami 4, 10/12/08
6	7x - last: Texans 2 vs. Minnesota 4, 10/4/20

## PENALTY YARDS

#### Most Yards Penalized, Season

1,138	2013
1,050	2017
1,011	2002
961	2003
928	2004
910	2015

#### Most Yards Penalized, Game

177	at Jacksonville, 12/5/13
129	vs. Indianapolis, 11/29/09
127	at Jacksonville, 12/17/17
	vs. Tennessee, 12/14/08
125	vs. Indianapolis, 10/8/15
124	vs. Indianapolis, 12/11/16
114	at Indianapolis, 12/15/13

#### Fewest Yards Penalized, Season

# TEXANS RECORDS - REGULAR SEASON TEAM

636	2007
664	2008
690	2010
761	2006
787	2018
<b>Fewest Yards Penalized, Game</b>	
3	vs. Tennessee, 9/30/12
5	vs. Oakland, 10/4/09
	vs. Miami, 10/12/08
	vs. Indianapolis, 10/5/08
10	at Tennessee, 9/21/08
<b>Most Yards Penalized, Season, Opponent</b>	
1,128	2017
991	2015
979	2004
955	2002
945	2018
863	2012
<b>Most Yards Penalized, Game, Opponent</b>	
128	vs. Buffalo, 10/13/02
126	vs. Washington, 9/24/06
120	at Seattle, 10/29/17
117	2x - last: at Cincinnati, 10/2/05
105	at Philadelphia, 12/28/18
104	vs. Buffalo, 10/14/18
<b>Fewest Yards Penalized, Season, Opponent</b>	
614	2007
659	2008
686	2011
728	2009
767	2003
<b>Fewest Yards Penalized, Game, Opponent</b>	
0	vs. New England, 12/1/13
5	at N.Y. Jets, 11/26/06
	vs. Cleveland, 10/30/05
9	vs. N.Y. Jets, 10/19/03
10	vs. Chicago, 12/28/08
	at New England, 12/17/06
<b>Most Yards Penalized, Season, Both Teams</b>	
2,178	2017
1,966	2002
1,947	2013
1,907	2004
1,901	2015
1,817	2016
<b>Most Yards Penalized, Game, Both Teams</b>	
234	Texans 177 at Jacksonville 57, 12/5/13
217	Texans 93 at Seattle 120, 10/29/17
207	Texans 90 at Cincinnati 117, 10/2/05
203	Texans 75 vs. Buffalo 128, 10/13/02
200	Texans 113 at Baltimore 87, 9/22/13

197 Texans 80 vs. Dallas 117, 9/8/02

## ATTENDANCE

### ATTENDANCE

#### TOP 10 HOME ATTENDANCE

Attendance	Date	Opponent	Result
72,025	12/1/2019	New England	W, 28-22
72,008	10/7/2018	Dallas	W, 19-16,(OT)
71,993	9/11/2016	Chicago	W, 23-14
71,908	12/13/2015	New England	L, 27-6
71,899	1/3/2016	Jacksonville	W, 30-6
71,897	11/27/2016	San Diego	L, 21-13
71,893	10/27/2019	Oakland	W, 27-24
71,891	10/16/2016	Indianapolis	W, 26-23,(OT)
71,890	9/18/2016	Kansas City	W, 19-12
71,882	10/30/2016	Detroit	W, 20-13

#### TOP 10 ROAD ATTENDANCE

Attend ance	Date	Opponent	Result
91,159	10/5/2014	Dallas	L, 20-17, (OT)
88,240	9/19/2010	Washington	W, 30-27
84,771	11/3/19	Jacksonville	W, 26-3
79,088	10/8/2012	N.Y. Jets	W, 23-17
78,843	11/21/2010	N.Y. Jets	L, 30-27
78,485	11/5/2006	N.Y. Giants	L, 14-10
77,982	12/15/2018	N.Y. Jets	W, 29-22
77,875	12/5/2004	N.Y. Jets	L, 29-7
77,867	12/4/2016	Green Bay	L, 21-13
77,462	9/21/2014	N.Y. Giants	L, 30-17

#### OVERALL HOME ATTENDANCE

Year	Games	Total	Average
2002	8	559,322	69,915
2003	8	563,748	70,468
2004	8	565,192	70,649
2005	8	562,397	70,300
2006	8	561,469	70,184
2007	8	564,159	70,520
2008	8	563,364	70,421
2009	8	564,864	70,608
2010	8	568,643	71,081
2011	8	571,969	71,496
2012	8	573,321	71,665
2013	8	573,271	71,659
2014	8	574,132	71,767
2015	8	574,159	71,769
<b>2016</b>	<b>8</b>	<b>574,947</b>	<b>71,868</b>
2017	8	574,197	71,774
2018	8	574,439	71,805
2019	8	574,499	71,812

## TEXANS RECORDS - REGULAR SEASON TEAM

2020	4	37,133	9,283
OVERALL ROAD ATTENDANCE			
Year	Games	Total	Average
2002	8	502,400	62,800
2003	8	497,942	62,242
<b>2004</b>	<b>8</b>	<b>544,857</b>	<b>68,107</b>
2005	8	532,541	66,568
2006	8	524,974	65,622
2007	8	515,869	64,483
2008	8	512,254	64,032
2009	8	484,976	60,622
2010	8	539,982	67,498

2011	8	487,733	60,967
2012	8	540,654	67,582
2013	8	530,412	66,302
2014	8	541,851	67,732
2015	8	524,655	65,581
2016	8	480,790	60,099
2017	8	506,250	63,281
2018	8	538,041	67,255
2019	8	501,491	62,686
2020	5	52,342	10,468