



MIAMI DOLPHINS WEEKLY RELEASE

WEEK 15 • NEW ENGLAND PATRIOTS (6-7) AT MIAMI DOLPHINS (8-5)

SUNDAY, DEC. 20, 2020 | 1 PM ET | HARD ROCK STADIUM | MIAMI GARDENS, FLA.



2020 MIAMI DOLPHINS SCHEDULE

REGULAR SEASON

DATE	OPPONENT	STADIUM	TIME/ RESULT	NETWORK	RADIO	PRESENTING SPONSOR	GAME THEME
Sun., Sept. 13	at New England	Gillette Stadium	L, 11-21	CBS	560 WQAM KISS 99.9	Baptist Health	
Sun., Sept. 20	Buffalo	Hard Rock Stadium	L, 28-31	CBS	560 WQAM KISS 99.9	PALM BEACH COUNTY FEDERAL	305 Day
Thurs., Sept. 24	at Jacksonville	TIAA Bank Field	W, 31-13	NFL Net	560 WQAM KISS 99.9		
Sun., Oct. 4	Seattle	Hard Rock Stadium	L, 23-31	FOX	560 WQAM KISS 99.9	UNIVERSITY OF SOUTH FLORIDA GOVA	Crucial Catch
Sun., Oct. 11	at San Francisco	Levi's Stadium	W, 43-17	FOX	560 WQAM KISS 99.9	GOVA	
Sun., Oct. 18	N.Y. Jets	Hard Rock Stadium	W, 24-0	CBS	560 WQAM KISS 99.9	TRUIST	Celebrating Everyday Heroes
Sun., Nov. 1	L.A. Rams	Hard Rock Stadium	W, 28-17	FOX	560 WQAM KISS 99.9	CITY FURNITURE	Salute to Service
Sun., Nov. 8	at Arizona	State Farm Stadium	W, 34-31	CBS	560 WQAM KISS 99.9	UKG	
Sun., Nov. 15	L.A. Chargers	Hard Rock Stadium	W, 29-21	CBS	560 WQAM KISS 99.9	verizon	Play Football
Sun., Nov. 22	at Denver	Empower Field at Mile High	L, 13-20	CBS	560 WQAM KISS 99.9	NEXT GEN STATS powered by AWS	
Sun., Nov. 29	at N.Y. Jets	MetLife Stadium	W, 20-3	CBS	560 WQAM KISS 99.9	General Mills	
Sun., Dec. 6	Cincinnati	Hard Rock Stadium	W, 19-7	CBS	560 WQAM KISS 99.9	pepsi STRONGER TOGETHER	My Cause, My Cleats
Sun., Dec. 13	Kansas City	Hard Rock Stadium	L, 27-33	CBS	560 WQAM KISS 99.9	Publix	Football Unites
Sun., Dec. 20	New England	Hard Rock Stadium	1 p.m.	CBS	560 WQAM KISS 99.9	Hard Rock	Thank You Fans
Sat., Dec. 26	at Las Vegas	Allegiant Stadium	8:15 p.m.	NFL Net	560 WQAM KISS 99.9	MONKEY KNIFE FIGHT™	
Sun., Jan. 3	at Buffalo	Bills Stadium	1 p.m.*	CBS	560 WQAM KISS 99.9		

* Game subject to flexible scheduling in Weeks 5-17

All Dolphins games can be heard on 560 The Joe and Kiss 99.9, the flagship stations of the Miami Dolphins Radio Network, Dolphins.com and throughout South and Central Florida on stations that make up The Miami Dolphins Radio Network. In addition to the game broadcasts, the stations will feature expanded pre-, halftime and postgame shows. Dolphins fans who tune into 560 The Joe will have the opportunity to listen to live broadcasts of Head Coach Brian Flores' day-after game press conferences and "Dolphins Friday," a day of Dolphins' centric-content on the station featuring interviews with players, coaches, and team executives. Fans can also listen to the Dolphins in Spanish on Univision Deportes Radio WOBA 1140 AM.



Fans can visit [Ticketmaster](https://www.ticketmaster.com), the Official Ticketing Partner of the Dolphins and Hard Rock Stadium or Dolphins.com to purchase single-game tickets. To learn more about becoming a Member of the Dolphins and guarantee the best ticket price and location, call 1-888-FINS-TIX or visit [Dolphins.com](https://www.dolphins.com).



WEEK 15: NEW ENGLAND TABLE OF CONTENTS

IN MEMORIAM – DON SHULA	2
DON SHULA PATCH	3
MEDIA INFORMATION	4
HARD ROCK STADIUM HEALTH & SAFETY	5
HARD ROCK STADIUM	6-7
NEW BAPTIST HEALTH TRAINING COMPLEX	8
DOLPHINS IN THE COMMUNITY	9-14
DOLPHINS NOTES	15-20
WHAT TO LOOK FOR IN 2020	21-22
DOLPHINS VS. PATRIOTS	23-25
THE LAST MEETING AGAINST THE PATRIOTS	26
2020 ROOKIE CLASS	27
RADIO	28
DEPTH CHART	31
PROJECTED CONTRIBUTORS	32-33
TRANSACTIONS	34-35
ROSTERS	36-39
PRONUNCIATION GUIDE	39
CONTRACT STATUS	40
SUPPLEMENTAL STATS	43-57
THE LAST TIME IT HAPPENED	58-62
GAME SUMMARIES	65-77
LAST WEEK'S GAME BOOK	78-94
EXECUTIVE BIOS	97-99
HEAD COACH BRIAN FLORES	99-100
COACH BIOS	101-102
PLAYER BIOS	103-220
PRACTICE SQUAD & RESERVE LISTS	221
HISTORY & RECORDS	225-303

IN MEMORIAM

DON SHULA

1930 - 2020





IN MEMORIAM – DON SHULA



MIAMI DOLPHINS WEARING JERSEY PATCH TO HONOR LEGENDARY FOOTBALL COACH DON SHULA

The Miami Dolphins are wearing a jersey patch during the 2020 season to commemorate legendary football coach and Pro Football Hall of Famer Don Shula. The patch features Shula's name and "347" to signify his all-time career wins, the most in NFL history. Dolphins coaches and team personnel are also wearing a pin with the patch design throughout the year.

"Don Shula's lasting impact on the Miami Dolphins, NFL and South Florida community is immeasurable," said Miami Dolphins Owner Stephen Ross. "We are proud to continue honoring his historic life and legacy with a patch that is emblematic of his success on the football field as the winningest coach in our league's history."

This is the first time in the Dolphins' 55 seasons that a patch is being worn to honor an individual. In 2019, the team wore special helmet decals with the initials of Hall of Fame alumni who passed away, including linebacker Nick Buoniconti and center Jim Langer. The team had previously worn helmet stickers with their uniform numbers to honor the memories of active Dolphins players who had passed away, including running back David Overstreet (1984) and linebacker Larry Gordon (1983). The Dolphins wore a black armband on their jerseys with the initials "JR" in 1990 to honor the passing of team founder Joe Robbie.

Shula is survived by his wife, the former Mary Anne Stephens. At the time of his passing, their family together included eight children, 16 grandchildren and five great-grandchildren.





WEEKLY MEDIA SCHEDULE: WEEK 15 VS. NEW ENGLAND

15 TUE	16 WED	17 THU	18 FRI	19 SAT	20 SUN	21 MON
Coordinators & Offensive Position Coaches 10 a.m. (Zoom)	Head Coach Brian Flores 8:30 a.m. (Zoom) Players 2:20 p.m. (Zoom)	Head Coach Brian Flores 8:45 a.m. (Zoom) Players 1:15 p.m. (Zoom)	Head Coach Brian Flores 1:10 p.m. (Zoom) Players 1:20 p.m. (Zoom)	No media availability	Week 15 vs. New England 1 p.m. ET TV - CBS	TBD

* Please contact the communications department if you would like to cover practice

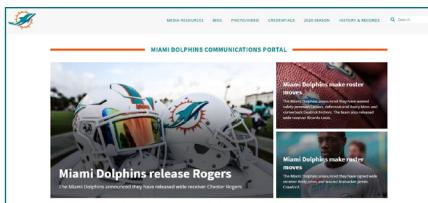
DOLPHINS ON THE AIR

TV:	CBS	
Broadcasters:	Ian Eagle – Play-By-Play Charles Davis – Color Analyst Evan Washburn – Sideline	
Local Radio:	Dolphins Radio Network KISS 99.9-FM WQAM 560-AM	
Broadcasters:	Jimmy Cefalo – Play-By-Play Jason Taylor – Color Analyst Joe Rose – Color Analyst	
Spanish Radio:	Dolphins Spanish Radio WQBA-1140 AM	
Broadcasters:	Roly Martin – Play-By-Play Eduardo Martell – Color Analyst	
National Radio:	Sports USA	
Broadcasters:	Josh Appel – Play-By-Play Doug Plank – Color Analyst	

MIAMI DOLPHINS MEDIA WEBSITE

media.miamidolphins.com

The Miami Dolphins media website features everything a media member needs to cover the team. Visitors can find transcripts, press releases, weekly releases, credentials, notes, flip cards, an archive of old media guides and gamebooks and more by visiting media.miamidolphins.com.



COMMUNICATIONS DEPARTMENT



JASON JENKINS

Sr. Vice President,
Communications &
Community Affairs

O: 954-452-7174
Jjenkins@dolphins.com



MATT TAYLOR

Sr. Director of
Football
Communications

O: 954-452-7179
MTaylor@dolphins.com



BRETT BRECHEISEN

Football
Communications
Manager

O: 954-452-7190
BBrecheisen@dolphins.com



RENZO SHEPPARD

Football
Communications
Manager

O: 954-452-7144
RSheppard@dolphins.com



SYDNEY WADE

Corporate
Communications
Manager

O: 954-452-7198
SWade@dolphins.com



PAOLA ARGUETA

Corporate
Communications
Coordinator

O: 305-943-6703
PArgueta@dolphins.com



VIRA HALIM

Football
Communications
Staff Assistant

O: 954-452-7177
VHalim@dolphins.com



MIAMI DOLPHINS AND HARD ROCK STADIUM HEALTH AND SAFETY INITIATIVES



The Miami Dolphins and Hard Rock Stadium announced a limited stadium capacity for the 2020 home opener. A maximum of 13,000 fans were allowed at the first regular season home game on September 20 when the Dolphins faced the Buffalo Bills.

The organization conducted a thorough review starting in late March of the fan experience with the intent to provide minimal contact for guests and announced a series of initiatives in July designed to create a safe environment in 2020. Policies for the 2020 season include:

- GBAC Star certification
- Socially distanced seating clusters
- All fans and stadium employees are required to wear a mask when not actively eating or drinking
- Upgrading Air Conditioning filters from Minimum Efficiency Reporting Value (MERV) 10 to MERV 14 (Hospital Grade)
- Mobile touchless entry with more points of entries and exits to help avoid bottlenecks at ingress/egress
- Staggered gate entry with entry times listed on game tickets
- Cashless experience for food service, parking and retail
- New walk through metal detectors with touchless security screening to allow fans to keep all items in their pockets for faster entry
- 1 metal detector for every 104 fans vs 1 metal detector for every 394 fans in 2019
- Changing from manual to contactless toilets and faucets
- No smoking inside the stadium or helixes
- No tailgating for 2020 season with parking lots open two hours before kickoff instead of four hours

Upon entry, fans go through a touchless security scan. Food, beverage, parking and retail is a cashless experience supported by in-app mobile and credit card payment options. Express pickup for food and beverage is also available and fans receive SMS notifications when their order is ready. Furthermore, all manual faucets, toilet handles, toilets, soap dispensers and paper towel dispensers have been changed to automatic sensors to provide a touchless restroom experience.

These programs are in addition to Hard Rock Stadium becoming the first stadium in the world to receive GBAC STAR™ accreditation from the Global Biorisk Advisory Council (GBAC), a Division of ISSA, the worldwide cleaning industry association. Hard Rock Stadium completed 20 program elements focused on cleaning, disinfection and infectious disease prevention practices to control risks associated with infectious agents.

Season ticket members had first priority to purchase tickets based on their tenure. All season ticket members had the option to roll their 2020 payments into the 2021 season and retain all of their tenure, seats and associated benefits, and any season ticket members who may be considered at-risk based on CDC guidelines were strongly encouraged to exercise the 2021 option and stay at home in 2020.



HARD ROCK STADIUM

A Global Entertainment Destination




HISTORY & TRADITION

Hard Rock Stadium is a multi-purpose, open-air complex that recently completed a multi-year renovation that transformed the venue to an epicenter of culture, innovation and spectacle/ Home to the Miami Dolphins, University of Miami college football, the Capital One Orange Bowl game, Jazz in the Gardens, Rolling Loud and the Miami Open presented by Itaú, Hard Rock Stadium features world-class entertainment through its versatility in hosting a wide variety of events. The stadium has hosted six Super Bowls (XXIII, XXIX, XXXIII, XLI, XLIV and LIV), the 2010 NFL Pro Bowl and four BCS National Championship Games (2001, 2005, 2009 and 2013). El Clasico Miami, the first meeting of soccer giants Real Madrid and Barcelona in North America, was hosted at the venue in 2017. Hard Rock Stadium regularly hosts the Brazil Men's National Soccer Team for a series of matches, and the venue has showcased Drone Racing League since the launch of the franchise. The facility will host the 2021 College Football Playoff National Championship.

DESIGN

Hard Rock Stadium is a global entertainment destination that recently completed a \$755 million, multi-year renovation privately funded by Managing General Partner & Chairman of the Board Stephen Ross to transform the iconic venue into the best Miami has to offer in world-class fare, art, culture and an elevated guest experience. Every aspect of the facility was touched during the renovation. New seating experiences were introduced within the bowl as well as five new premium clubs. The renovation brought four high-definition video boards and the installation of a state-of-the-art canopy that keeps as many as 91 percent of guests in the shade. Remodeled, modernized suites throughout the stadium offer a more intimate club space with improved amenities and food, as well as the addition of theatre boxes and four new corner clubs. The venue boasts remodeled suites with improved amenities and food as well as new landscaping bringing nearly 58,000 new trees and shrubs to the exterior of the stadium.





ART

Hard Rock Stadium partnered with Goldman Global Arts (GGA) for one of the world's largest indoor street art galleries. Stephen Ross, inspired by the murals that adorn Wynwood Arts District, tapped GGA for the curation of 19 murals by 18 artists from 10 different countries to transform the facility into a vibrant, monumental public art experience. The landmark #ArtUnexpected project looks to create an artistic legacy and cement Hard Rock Stadium as an iconic, world-class venue that reflects Miami's cultural significance in music, sports, entertainment and the arts.

SUSTAINABILITY

Hard Rock Stadium phased out 99.4% of single-use plastics, including for Super Bowl LIV. On December 22, 2019 the venue was the NFL's first to feature 20oz sustainable draft cups by Ball Corporation, eliminating more than 500,000 plastic cups annually. This will eliminate more than 2.8 million pieces of plastic annually including more than 600,000 plastic bottles. The effort is in collaboration with partners Centerplate and PepsiCo.

The venue sustains a high diverted waste percentage annually through innovative sustainability efforts. This includes bio digesters and composting through liquid food digesters. Furthermore, kitchen oil is recovered into bio fuel, creating renewable energy. The facility sources products from local farms and donates its excess food to local missions. Additionally, the stadium has a no plastic straw policy, waterless urinals and touchless sensor faucets, sorting and recycling as well as energy-efficient LED lighting, and a reduction on paper from mobile tickets and payments. Hard Rock Stadium is a proud member of the Green Sports Alliance.



TECHNOLOGY

Hard Rock Stadium maintains a commitment to providing its guests with the most innovative technology. With the recent 5G installation in partnership with Verizon, Hard Rock Stadium sits at the forefront of technological advancements and strives to make each experience for its guests as seamless and user-friendly as possible.

WORLD-CLASS FARE

Hard Rock Stadium embarked on a journey of listening to guests and asking what they prefer for their palate on game day. Years later, this commitment to bring fresh, diverse flavor to guests remains strong. An emphasis is placed on innovative, local cuisine, and together with hospitality provider Centerplate, the venue curates an unparalleled food and beverage experience throughout the facility to all guests.





NEW BAPTIST HEALTH TRAINING COMPLEX



The Miami Dolphins announced the extension of a multi-year partnership with Baptist Health to construct a state-of-the-art training complex and sports performance clinic in Miami Gardens, Fla. The \$135 million newly named Baptist Health Training Complex will open in Spring 2021.

The partnership with Baptist Health is an extension of a decades-long relationship with the Miami Dolphins, with the entity serving as the Official Sports Medicine Provider as well as the Official Wellness Provider of the Miami Dolphins. Baptist Health also is a proud partner of the Miami Dolphins Foundation working together on a series of initiatives around the health and safety of South Florida students, coaches and parents to grow youth football participation in South Florida.

The 227,200 square-foot complex (135,000 square-foot training facility and 92,200 square-foot indoor field) is more than 50,000 square feet larger than the team's current facility. The Baptist Health Training Complex will house an innovation hub for new technology, spatial computing and a walkthrough space, a state-of-the-art hydrotherapy area, fuel bar, dedicated recovery area including cryotherapy and isolation tanks, an athletic training room with expansive rehabilitation space, meeting rooms with direct access to the fields, a two-story weight room with a cardio deck, locker rooms, equipment space, dining hall, auditorium, an outdoor practice area with two full natural grass fields, full indoor practice facility, a lobby with a grand staircase, office area, press area, fan amenities and a broadcast area.





MIAMI DOLPHINS IN THE COMMUNITY

The Miami Dolphins are committed to leveraging the power of sports and entertainment to inspire a healthier, more educated and united South Florida community. Together our players, cheerleaders, alumni, staff and partners are dedicated to being difference-makers in our community.



DOLPHINS CHALLENGE CANCER

Founded in 2010 as the signature initiative of the Miami Dolphins Foundation's health impact area, the Dolphins Challenge Cancer raises funds for cancer research at Sylvester Comprehensive Cancer Center. In its tenth year, the DCC has raised over \$39.2 million dollars and has become the largest fundraising event in the NFL.



FINS WEEKEND

Fins Weekend is dedicated to improving the South Florida community through raising funds that benefit the Miami Dolphins Foundation and community partners. The annual fundraiser includes a fishing tournament, beach party and auction featuring Miami Dolphins players, coaches and alumni.



SALUTE TO SERVICE

The Miami Dolphins are committed to better serving our nation's veterans, active duty service members and their families in year-round programming, which is tied to the Dolphins' community mission and aligns with the NFL's Salute to Service platform and its partners, in an effort to help veterans transition to civilian life by events around uniting and appreciating.



NAT MOORE SCHOLARSHIP & GRANT ENDOWMENT PROGRAM

The Nat Moore Scholarship & Grant Endowment Program's mission is to provide the youth of Miami-Dade, Broward, Palm Beach and Monroe counties with the financial resources needed to pursue avenues of education and training for employment readiness. Both the scholarship and the grant are expressly designed to bolster efforts to bridge a gap between receiving financial assistance and obtaining a degree or vocational diploma.



FOOTBALL UNITES™

Miami Dolphins Chairman of the Board/Managing General Partner Stephen Ross and Dolphins players created the FOOTBALL UNITES™ program as a way to bring positive social change. The Miami Dolphins believe it is important to be inclusive of the diversity and aware of the intersections that make up South Florida, uniting groups of different races, genders, sexual orientations, identities, abilities and faiths around the power of football.



JUNIOR DOLPHINS

The Junior Dolphins program encourages youth players and coaches to teach, learn and play football in a fun and safe environment. The Junior Dolphins program is designed to give kids access to learn the fundamentals of football using the NFL's top resources. To grow the game, the Junior Dolphins program will work to educate coaches, parents and youth on the health and safety of football with a strong emphasis on character development. Junior Dolphins is building the next generation of Dolphins Fans.



COACHING

The Junior Dolphins are committed to educating and preparing coaches to meet the needs of our South Florida youth football players both on and off the field. The Junior Dolphins host an annual coaches clinic which offers classroom and on-field sessions focused on game and practice techniques, motivational tools and core football competencies and supports USA Football by helping coaches become Heads Up Football certified.




COMMUNITY

The Junior Dolphins program works to strengthen and empower the South Florida youth football community. In partnership with the NFL Foundation and the Miami Dolphins Foundation, Junior Dolphins strives to leverage the power of sports and entertainment to inspire a healthier, more educated and united South Florida through donation programs, team visits to training camp and diversity and inclusion activities.



CAMPS

The Junior Dolphins non-contact camp experience allows players of all levels to learn the fundamentals of the game, work on their football skills and play the game of football in a fun and safe environment.



PARTNER LEAGUES

The Dolphins Flag Football League (DFFL) and Junior Dolphins League Program focuses on giving athletes an opportunity to compete in the South Florida area. The DFFL is designed to give high school flag football players a place to expand their skills and the competitive league offers another opportunity to play organized games. The Junior Dolphins League Program strives to help local youth football organizations teach, learn, and play the game in a fun safe environment.



MIAMI DOLPHINS ANNOUNCE GAME DAY THEATER AT HARD ROCK STADIUM AND VIRTUAL MEMBERSHIP PASS PRESENTED BY BUD LIGHT



The Miami Dolphins announced a new Game Day Theater at Hard Rock Stadium and Virtual Membership Pass for the 2020 season. The experiences presented by Bud Light offer fans two unique ways to enjoy Dolphins games and further engage with the team. The Game Day Theater at Hard Rock Stadium uses the existing outdoor theater setup that has been operating since June to broadcast Dolphins home and away games on the complex's fountain plaza video board, providing a self-contained, socially distant entertainment environment for 386 people.

The Virtual Membership Pass, exclusively available to current Dolphins season ticket members, includes a second screen experience with a game day stadium show, trivia, giveaways, stats and team content. The second screen experience was available starting with the first regular season home game on September 20 when the Dolphins faced the Buffalo Bills.

"It's a fundamental human need to enjoy life's experiences together with other people," said Miami Dolphins Vice Chairman and CEO Tom Garfinkel. "The Game Day Theater allows 386 fans to enjoy games in a safe environment where they can be socially distant and socially present at the same time. The Virtual Membership Pass uses technology to simulate the in-stadium entertainment show wherever a fan might be, to bring them closer to other fans and provide a richer experience."

Seating options for the Game Day Theater include bean bag loungers and private cabana shells with up to four guests, living room boxes with up to eight guests, a south lawn sports bar with a table and lounge pods and a game day café dining area. Mobile food and beverage ordering are also available with delivery right to guests' seats. Dolphins season ticket members have access to exclusive discounts and benefits at the theater. A designated entrance for theater guests opens two hours before kickoff and dedicated parking for both early and late arrival is available.

Additionally, the Virtual Membership Pass benefits will continue year-round and include player and alumni appearances, discounts and promotions, special events and additional perks. Virtual Membership Pass cards will be available and can be placed in an Apple or Google wallet.



MIAMI DOLPHINS IN THE COMMUNITY



MIAMI DOLPHINS FOUNDATION FOOD RELIEF PROGRAM

In the midst of record unemployment and food insecurity brought on by COVID-19, Miami Dolphins Owner Stephen Ross and the Miami Dolphins Foundation announced a multi-million-dollar major-gift commitment through the Miami Dolphins Foundation at providing jobs and nutrition on a sustained and long-term basis through the Miami Dolphins Food Relief Program.

The 12-month program that started on June 1 provides 1,000 meals prepared by Centerplate, the team's food, beverage and retail partner, each weekday out of Hard Rock Stadium to families in need in Miami Gardens. Each weekend, the Dolphins work with area churches, local leadership, and community groups to purchase food from local restaurants to provide a minimum of 1,000 meals each weekend that will be distributed to those dealing with food insecurity. Through these partnerships, the program generates jobs and revenue for the local restaurant industry, while employing guest services and security staff at the stadium that have been idled as a result of COVID-19-related event cancellations. To reinforce these initiatives, Stephen Ross and the Miami Dolphins Foundation announced in September that at least \$1 million will go directly towards supporting minority owned restaurants.

Stephen Ross and the organization will invest \$2 million in the Miami Dolphins Foundation Food Relief Program and will work to raise an additional \$1 million by matching all dollars raised by the South Florida community and Miami Dolphins fans worldwide. Together with corporate partner contributions, the program looks to make a potential \$4 million total impact. Individuals and businesses that wish to participate in the match program can donate online at dolphins.com/meals.

Weekly Miami Dolphins Foundation Food Relief Program Progress Tracker:

(as of Dec. 11, 2020)

Total Matching Dollars Raised: \$817,554

Total Meals Distributed: 269,843

Total Organizations Served: 152



MIAMI DOLPHINS IN THE COMMUNITY



MIAMI DOLPHINS FOOTBALL UNITES™ PROGRAM HOSTS HOLIDAY TOY EVENT PRESENTED BY THE MORGAN LAW GROUP FOR 16 SOUTH FLORIDA FAMILIES AT HARD ROCK STADIUM

The Miami Dolphins Football UNITES™ program hosted a Holiday Toy Event presented by The Morgan Law Group for 16 deserving South Florida families at the Gameday Theater at Hard Rock Stadium as the Dolphins took on the Kansas City Chiefs on Sunday, Dec. 13. Pre-selected by Football UNITES™ organizational partners the families enjoyed the game in the socially distant and safe environment of the Gameday Theater in festively decorated cabanas with lunch provided by Centerplate, the team's food and beverage retail partner. At halftime, the Dolphins and The Morgan Law Group unveiled toys and gifts for the participants.

"The holidays are a special time to connect in what has been an extremely difficult year," Miami Dolphins Senior Vice President of Communications and Community Affairs Jason Jenkins said. "We are excited to reimagine our holiday toy event in partnership with The Morgan Law Group to bring families together and provide cheer in a safe environment."

"We are proud to be associated with the Miami Dolphins for their 2020 annual holiday toy initiative," The Morgan Law Group Managing Partner Thomas Morgan said. "We are so excited to bring joy and happiness to children in the South Florida community. This year has been a tough one and this event will make the holiday season a little merrier for these kids."

Over the years, the Dolphins' annual holiday gift events have impacted more than 1,200 youth from Broward, Miami-Dade and Palm Beach counties.

These efforts align with the Miami Dolphins' commitment of leveraging the power of sports and entertainment to inspire a healthier, more educated and united South Florida community. Dolphins Chairman of the Board & Managing General Partner Stephen Ross and Dolphins players created the Football UNITES™ program as a way to bring positive social change. The Dolphins organization believes it is important to be inclusive of the diversity and aware of the intersections that make up South Florida, uniting groups of different races, genders, sexual orientations, identities, abilities and faiths around the power of football.



MIAMI DOLPHINS IN THE COMMUNITY



BYRON JONES NAMED MIAMI DOLPHINS NOMINEE FOR WALTER PAYTON NFL MAN OF THE YEAR AWARD PRESENTED BY NATIONWIDE

The Miami Dolphins announced cornerback Byron Jones as the team's nominee for the Walter Payton NFL Man of the Year Award presented by Nationwide. Considered the league's most prestigious honor, the Walter Payton NFL Man of the Year Award presented by Nationwide recognizes an NFL player for outstanding community service activities off the field, as well as excellence on the field. Each of the league's 32 nominees were announced on Thursday, Dec. 10.

Jones has been dedicated, committed and passionate about serving his new community since he joined the Dolphins in March of 2020. He commits every Tuesday to leading the team's Social Impact Committee in conference calls, community events and casting the vision for the future of the committee. This commitment involves many hours each week to ensure the committee communicates and provokes unique thoughts that turn into actions.

Jones has served as a role model for younger players on the team, both on and off the football field. He has used that momentum to play a pivotal role in the team's community and social justice efforts this season. Additionally, Jones hosts football camps in his hometown to empower kids to get involved in both football and their communities, teaching teamwork, responsibility and dependability.

On the football field, Jones is a Pro Bowl player, earning a selection in 2018 as a member of the Dallas Cowboys. In 2019, he was named to NFL Network's Top 100 players list (No. 97). He's played in 89 career games with 83 starts, totaling 349 tackles (270 solo), two interceptions, 46 passes defended and three forced fumbles. In 2020, Jones has started 10 games for the Dolphins, helping the team rank second in scoring defense (17.7 points allowed per game).

As a nominee, Jones will wear a Walter Payton NFL Man of the Year helmet decal through the end of the season in recognition of his accomplishments on and off the field.

For the third year in a row, all 32 team winners will be highlighted as nominees and recognized for their important work during the weekend leading up to Super Bowl LV. The 2020 Walter Payton NFL Man of the Year will be announced during NFL Honors, a primetime awards special to air the week of Super Bowl LV, on CBS.

All 32 nominees will receive a \$40,000 donation in their name to their charity of choice. The winner of the Walter Payton NFL Man of the Year award will receive a \$250,000 donation to the charity of their choice. All donations are courtesy of the NFL Foundation and Nationwide.

Fans are encouraged to participate in Nationwide's sixth annual Charity Challenge, a social media campaign designed to support and promote team nominees. Fans can vote on Twitter by using #WPMOYChallenge followed by their favorite nominee's last name. The player whose unique hashtag is used the most between Dec. 10 and Jan 17 will receive a \$25,000 contribution to their charity of choice, while the second and third place finishers will receive \$10,000 and \$5,000 donations, all courtesy of Nationwide. Hashtag information and official rules can be found at <http://www.nfl.com/manoftheyear>. New this year, fans can win NFL Shop gift cards and additional money for their favorite nominee's charity. Each Monday during the #WPMOYChallenge, Nationwide will ask fans to respond on Twitter with their favorite nominee and one randomly selected fan each week will win a \$100 NFL Shop gift card and \$2,500 for their favorite nominee's charity.

More information about the Walter Payton NFL Man of the Year Award can be found at <http://www.nfl.com/manoftheyear>.



TEAM NOTES

DOLPHINS AIM FOR 31ST WINNING SEASON

The Dolphins are one win away from the 31st winning season in franchise history, and **look for that ninth victory on Sunday, Dec. 20 at 1 p.m. vs. the New England Patriots.**

Miami's last winning season came in 2016 and before that, it was 2008. **A win on Sunday would put Miami at 9-5 for the first time since that 2016 campaign.**

The Dolphins dropped the Week 1 matchup against New England but **still hold a 56-54 edge in the all-time series** (including playoffs).

DOLPHINS ARE RED HOT IN FIRST HALVES

Miami is one of the NFL's fastest-starting teams this season. In the first half of games, the Dolphins have outscored opponents 202-126. **The +76 point differential at halftime is the third-best in the NFL.**

The Dolphins are getting it done in all three phases of the game in the first half. **Miami's first-half scoring defense is third in the NFL at 9.7 points allowed per game.** The team's 13 takeaways are third.

On the offensive side of the ball, **the Dolphins are tied for sixth in the NFL in first-half scoring**, averaging 15.5 points per game. **From Weeks 6-10, Miami scored 17+ points in the first half for a franchise record five consecutive games.**

The Dolphins have also thrived on special teams early in contests. **LB Andrew Van Ginkel blocked a punt** in the first quarter of the Week 10 win vs. the L.A. Chargers. **WR Jakeem Grant** had an 88-yard punt return for a touchdown, **the longest in team history**, in the second quarter of the Week 8 win vs. the L.A. Rams. **K Jason Sanders** kicked a 56-yard field goal, **the fifth-longest in team history**, on the final play of the first half in Week 9 at Arizona.

BREAKING DOWN THE DOLPHINS ROSTER:

Here is how the Dolphins' current 50-man roster breaks down (as of Dec. 14, 2020):

- There are 24 offensive players, 23 defensive players and three specialists.
- Of the 50 players on Miami's roster, **22 of them (44.0 pct.) were drafted by the Dolphins.**
- Miami also has four undrafted college free agents on the roster that began their NFL careers with the Dolphins, bringing the total to **26 of the 50 players (52.0 pct.) that began their NFL careers with the Dolphins.**
- Of Miami's 50 players, **9 of them (18.0 pct.) were not selected in the NFL draft.**
- A total of **47 of the 50 players (94.0 pct.) are 28 years old or younger.**

DOLPHINS REMAIN DISCIPLINED UNDER FLORES

With Head Coach **Brian Flores'** emphasis on playing disciplined football, the Dolphins saw a big reduction in penalties since his arrival in 2019. **The Dolphins finished fourth in the NFL last year by committing just 92 accepted penalties. Their 769 penalty yards last season were also the fourth-best mark in the NFL.**

Miami has continued its success in reducing penalties in 2020. Through 13 games, **the team is third in the NFL in penalties (60) and second in penalty yards (499).**

MIAMI IS ONE OF THE NFL'S YOUNGEST TEAMS

The Dolphins entered the 2020 season with **two of the three youngest players in the NFL on their roster**, and both were first-round picks in the 2020 NFL draft. **CB Noah Igbinoghene** (DOB: 11/27/99) is the youngest player in the NFL. He was drafted 30th overall and **became the youngest player in Dolphins history to appear in a game when he was 20 years and 291 days old in Week 1** at New England. **T Austin Jackson** (8/11/99) is the third youngest player in the league.

The Dolphins have already **set a team record by starting 10 different rookies in games this season.** The previous high was nine back in 1996.

The Dolphins enter Week 15 with the third-youngest average age per player in the NFL (as of Dec. 14, 2020).

YOUNGEST TEAMS IN THE NFL

TEAM	AVG. AGE
1. Jacksonville	25.59
2. L.A. Rams	25.75
3. MIAMI	25.79
4. L.A. Chargers	26.11
5. Green Bay	26.12

BY DRAFT ROUND

ROUND	NO.
1st	8 players
2nd or 3rd	12 players
4th or 5th	9 players
6th or 7th	12 players
Undrafted	9 players

BY EXPERIENCE

YEARS	NO.
Rookie-1	13 players
2-3	15 players
4-5	15 players
6-9	6 players
10+	1 player

BY AGE

AGE	NO.
21-24	20 players
25-28	27 players
29-32	2 players
33+	1 player



OFFENSE NOTES

TAGOVAILOA IS 4-2 AS STARTING QB

Miami selected **QB Tua Tagovailoa** fifth overall in the 2020 NFL draft. He became the highest drafted quarterback the Dolphins have selected since choosing Hall of Fame **QB Bob Griese** with the fourth overall pick in 1967.

Tagovailoa made his first NFL start in Week 8 vs. the L.A. Rams as the Dolphins posted a 28-17 win.

He followed it up with a 34-31 win in Week 9 at Arizona, in which he led the Dolphins to a fourth-quarter come-from-behind win. **He's the first Dolphins rookie to lead a fourth-quarter comeback in one of his first two career starts since QB Chad Henne** did so in his second NFL start in 2009.

Following another win in Week 10 vs. the L.A. Chargers, **Tagovailoa became the first rookie QB in Dolphins history to win each of his first three starts.** He's just the second NFL QB in the Super Bowl era (Philadelphia's **Carson Wentz**) to not throw an interception and win each of his first three starts.

In his fifth start, he passed for 296 yards in a win over Cincinnati, which is **the fourth-most passing yards in single-game team history by a rookie.** His first 300-yard performance came in his sixth start, throwing for 316 yards in Week 14 vs. Kansas City. He also set Dolphins rookie records for completions (28) and pass attempts (48) in that game.

Tagovailoa did not throw an interception in his first five starts. **His 152 consecutive passes without an interception was the third-longest streak in Dolphins history,** regardless of experience.

FITZPATRICK IN 16TH NFL SEASON AND NEARING SEVERAL CAREER MARKS

QB Ryan Fitzpatrick is in his 16th NFL season with his eighth different franchise. **Fitzpatrick is currently:**

- 3 passing TDs shy of becoming the 33rd player in NFL history with 225 passing TDs.
- 205 passing yards shy of becoming the 30th player in NFL history with 35,000 passing yards.

Fitzpatrick is already the first player in NFL history to have a 300-yard passing game for seven different franchises. **He's the first QB to win a start with seven different franchises, to throw a touchdown pass with eight different teams and to start a game for eight different organizations.** Fitzpatrick is the first QB to have a four-TD game with six different teams.

PARKER IS 10TH IN THE NFL IN RECEIVING YARDS SINCE MID-2019

WR DeVante Parker has been one of the NFL's top receivers the past two years.

In Parker's last 21 games (since Week 10, 2019), **Parker is 10th in the NFL with 1,479 receiving yards in that span.**



NFL RECEIVING YARDS LEADERS (SINCE WEEK 10, 2019)

PLAYER	TM	REC	YDS	TDs
1. Travis Kelce	KC	138	1,813	12
2. Davante Adams	GB	142	1,722	19
3. DeAndre Hopkins	Hou./Ari.	130	1,655	8
4. Allen Robinson	Chi.	137	1,642	10
5. Tyreek Hill	KC	113	1,632	17
6. Stefon Diggs	Min./Buf.	125	1,587	7
7. DK Metcalf	Sea.	98	1,555	12
8. D.J. Moore	Car.	92	1,535	7
9. Keenan Allen	LAC	149	1,517	11
10. DEVANTE PARKER	MIA.	100	1,479	9
11. Robert Woods	LAR	128	1,459	7
A.J. Brown	Ten.	77	1,459	14

In Week 4 vs. Seattle this year, Parker had a career high 10 receptions and posted the ninth 100-yard receiving game in his career. **He had a season-high 119 receiving yards in Week 12 at the N.Y. Jets** for the 10th 100-yard game of his career.

Parker ranks in the top 10 in Dolphins history in both career receptions and career receiving yards. His 291 receptions rank 10th in team history while his 4,096 receiving yards are eighth:

DOLPHINS ALL-TIME RECEIVING YARDS LEADERS

PLAYER	YRS	REC	YDS	TDs
1. Mark Duper	1982-92	511	8,869	59
2. Mark Clayton	1983-92	550	8,643	81
3. Nat Moore	1974-86	510	7,546	74
4. Chris Chambers	2001-07	405	5,688	43
5. O.J. McDuffie	1993-2001	415	5,074	29
6. Duriel Harris	1976-83, '85	269	4,534	18
7. Brian Hartline	2009-14	298	4,243	12
8. DEVANTE PARKER	2015-20	291	4,096	22
9. Jarvis Landry	2014-17	400	4,038	22
10. Tony Nathan	1979-87	383	3,592	16

Parker had a career year in 2019, his fifth season in the NFL. **Parker set new career highs in every major receiving category** with 72 receptions for 1,202 yards (16.7 avg.) and nine touchdowns. **His 1,202 receiving yards were fifth in the NFL that season and the sixth-most in a single season in Dolphins history.**



OFFENSE NOTES

GESICKI IS FOURTH IN TIGHT END RECEIVING

Twelve games into the 2020 season, **TE Mike Gesicki ranks fourth among tight ends with 602 receiving yards.** He is just 190 yards shy of the team's single-season tight ends receiving record of 791 yards by **TE Randy McMichael** in 2004.

Gesicki set a single-game Dolphins tight end record in Week 2 vs. Buffalo with 130 receiving yards. He had a career-high nine receptions in the Week 13 win vs. Cincinnati. **Gesicki has 11 touchdown receptions in his past 19 games, which is second-most by an NFL tight end in that span.**

Gesicki finished the 2019 season fifth among AFC tight ends with 570 receiving yards and fifth with 51 receptions. His 570 receiving yards were the most by a Dolphins tight end since **Charles Clay** had 605 in 2014 and 12th-most by a tight end in team history.

NEW LOOK OFFENSIVE LINE

The Dolphins made history in Week 13 vs. Cincinnati, starting three rookies on the offensive line for the first time in team history. First-round pick **Austin Jackson**, second-round pick **Robert Hunt** and fourth-round pick **Solomon Kindley** have combined to start 29 games this season for an offensive line that has allowed just 28 sacks, tied for the 15th-fewest in the NFL.

Jackson and Kindley started the opener, becoming the first rookie duo to start on Miami's offensive line since 2008 (**Jake Long** and **Donald Thomas**). Hunt started at right tackle in Week 5 at San Francisco, marking the first time in Dolphins history the team has started three rookie draft picks on the offensive line in the same season, and just the second time in team history (2019) the team has had at least three rookies start on the offensive line in a season.

DOLPHINS GET CONTRIBUTIONS FROM MANY PLACES AGAINST KANSAS CITY

Despite dealing with several players missing from the wide receiver and running back position groups, the Dolphins found contributions from several new faces in Week 14 vs. Kansas City. **WR Lynn Bowden Jr.**, a rookie who was acquired in a September trade with the Raiders, **led the team in both receptions (7) and receiving yards (82), both career highs.**

WR Mack Hollins also had a career high in receiving yards (66). **RB DeAndre Washington**, who was acquired in a November trade with Kansas City, led the team in rushing yards (35).

UNDRAFTED ROOKIE AHMED SHINES IN FIRST NFL ACTION

With Miami's top two running backs sidelined due to injury, **RB Salvon Ahmed** was active for the first time in his NFL career in Week 9 at Arizona and stepped up, leading the team with 38 rushing yards.

Ahmed's 38 rushing yards were the most by a Dolphins player making his NFL debut since RB Jay Ajayi had 41 rushing yards in his first NFL game on Nov. 8, 2015.

He followed up with 85 rushing yards in Week 10 vs. the L.A. Chargers. **It was the most rushing yards by an undrafted rookie in Dolphins history (RB Ronald Scott** had 99 yards in 1987 as a replacement player).

TIGHT ENDS CATCH TOUCHDOWNS IN THE RED ZONE

The Dolphins have totaled 11 touchdowns from their tight end group this season as **TE Mike Gesicki** has six, **TE Adam Shaheen** has three and **TE Durham Smythe** has two touchdown receptions. **It's the most in a season by the position group since 2008**, when Dolphins tight ends also had 11 scores.

THE DOLPHINS MOVE THE CHAINS

Miami's offense has been successful in moving the chains this year, totaling 274 first downs. **It's the most first downs the Dolphins have had through the first 13 games of a season since 2014 (279).**

DOLPHINS TOTAL 43 POINTS IN WIN OVER 49ERS

Miami's offense totaled 43 points in the Week 5 win at San Francisco. **It was the team's highest point total in a road game since Sept. 21, 1986 in an overtime loss at the N.Y. Jets** and is tied for the sixth-most points scored in a road game in team history:

MOST POINTS IN A ROAD GAME (DOLPHINS HISTORY)				
OPPONENT	DATE	W/L	SCORE	
1. at St. Louis	11/24/77	W	55-15	
2. at Chicago	11/2/75	W	46-13	
3. at N.Y. Jets	9/21/82	W	45-28	
at N.Y. Jets	9/21/86	L	45-51 (OT)	
5. at New England	10/21/84	W	44-24	
6. at N.Y. Jets	10/19/75	W	43-0	
AT SAN FRANCISCO	10/11/20	W	43-17	

The 43 points were the most allowed by San Francisco in a home game since 2009 and the second-most scored in Levi's Stadium history after the 49ers posted 51 points in an Oct. 27, 2019 win vs. Carolina. **San Francisco currently ranks 13th in the NFL in scoring defense (24.0).**

The Dolphins had nine scoring drives in the victory, their most in a game since at least 1991.



DEFENSE NOTES

HOWARD LEADS NFL IN INTERCEPTIONS

CB Xavier Howard had an interception in four consecutive games earlier this season and is currently riding a five-game interception streak, tied for the longest in Dolphins history. **He leads the NFL with nine interceptions this year.** He was limited to just five games in 2019 and 12 in 2008 due to injury, but still **leads the NFL in interceptions dating back to 2017.**

His nine interceptions this season are the second-most in Dolphins history and one off the team record of 10, set by **CB Dick Westmoreland** in 1967. No NFL player has had more than nine interceptions in a season since **CB Antonio Cromartie** had 10 in 2007.

Here is where he stacks up against the rest of the league:

MOST INTERCEPTIONS (SINCE 2017)		
NAME		INT
1. XAVIEN HOWARD (MIA.)		21
2. Kevin Byard (Ten.)		17
3. Marcus Peters (KC/LAR/Bal.)		16
4. J.C. Jackson (NE)		15
Harrison Smith (Min.)		15
Tre'Davious White (Buf.)		15

MOST INTERCEPTIONS (2020)		
NAME		INT
1. XAVIEN HOWARD (MIA.)		9
2. J.C. Jackson (NE)		7
3. Tyrann Mathieu (KC)		6

In 2018, Howard tied for the NFL lead with seven interceptions:

MOST INTERCEPTIONS (2018)		
NAME		INT
1. XAVIEN HOWARD (MIA.)		7
Kyle Fuller (Chi.)		7
Damontae Kazee (Atl.)		7
4. Eddie Jackson (Chi.)		6

Howard has also been making plenty of plays when not intercepting passes. **His 17 passes defended are a career high and tied for the most in the NFL this season.**



DOLPHINS HAVE ONE OF NFL'S TOP DEFENSES

The Dolphins have been one of the league's best defenses in the 2020 season, ranking in the top half of several key categories.

The most important category in a football game is points, where **Miami's defense is second in the NFL, allowing 18.8 points per game.**

The Dolphins also rank in the top half of the league with 34 sacks. That mark is tied for 11th in the NFL.

The Dolphins defense has 25 takeaways, tied for the most in the NFL.

Miami has forced 12 fumbles this year – three by **DE Emmanuel Ogbah** and **LB Andrew Van Ginkel**, two by **LB Kyle Van Noy** and one by **CB Byron Jones**, **LB Jerome Baker**, **DE Shaq Lawson** and **LB Elandon Roberts**. The 12 forced fumbles are tied for sixth in the NFL.

Miami's third-down defense has also been solid, **limiting opponents to just a 33.1 conversion rate.** That mark is the best in the NFL.

OGBAH IS ONE OF THE LEAGUE'S MOST PRODUCTIVE PASS RUSHERS

DE Emmanuel Ogbah has quickly turned into one of the league's most productive pass rushers. After an injury-shortened 2019 season with the Super Bowl champion Kansas City Chiefs, **Ogbah signed with Miami this offseason and leads the Dolphins with a career-high eight sacks in 2020.**

He saw a six-game sack streak come to an end. in Week 11 at Denver. **The streak was tied for the second-longest in team history behind Hall of Fame LB/DE Jason Taylor's eight-game streak in 2002.** It's tied for the longest streak in the NFL this season with Cleveland **DE Myles Garrett**, who also had a full sack in six straight games earlier this year.

Ogbah's eight sacks this season are tied for 10th in the NFL.

In the Week 13 win vs. Cincinnati, Ogbah recorded five quarterback hits, which is **tied for the fourth-most by any NFL player in a game this season.**

His 20 QB hits this year are tied for eighth-most in the league, while Ogbah's teammate, **DE Shaq Lawson**, is tied for 12th in the category with 18 QB hits this year.



DEFENSE NOTES

THE DOLPHINS PAIR OF EXPERIENCED SAFETIES

Despite having one of the youngest rosters in the NFL, the Dolphins do have a pair of experienced defensive backs playing safety. In fact, both **S Bobby McCain** and **S Eric Rowe** began their NFL careers as cornerbacks before transitioning to the safety role in 2019.

McCain has played more games in a Dolphins uniform than anyone on the roster, appearing in 84 career contests with 53 starts. He's a captain this season for the second year in a row.

Rowe has played in 66 career games with 43 starts, and also has appeared in six playoff games with two starts. **His 11 passes defended this season are tied for second-most by any safety in the NFL.**

DAVIS IS ONE OF NFL'S BEST ROOKIE DEFENSIVE LINEMEN

DT Raekwon Davis has been one of the league's best rookie defensive linemen this season. His 35 tackles (17 solo) are **tied for the most by any rookie d-lineman in the NFL this season** despite primarily playing the nose position.

Who is he tied with? The No. 2 overall pick of the draft – Washington DE **Chase Young**.

VAN NOY HAS CAREER DAY VS. CINCINNATI

LB Kyle Van Noy joined the Dolphins this season as an unrestricted free agent from New England. He serves as a team captain and had his best game as a Dolphin last week against the Bengals.

Van Noy recorded a career-high three sacks in the contest, totaling five tackles for loss. **The three sacks are tied for the second-most by any NFL player in a single game this year**, and the five tackles for loss are the second-highest single-game total in the NFL this season.

Van Noy's nine tackles for loss this year lead the team and his six sacks rank second.

DOLPHINS HOLD BENGLIS TO 196 TOTAL YARDS

In the Week 13 win vs. Cincinnati, Miami held the Bengals to just 196 total yards, **the fewest yards allowed by the Dolphins in a game since Oct. 8, 2017 vs. Tennessee (188).** Miami was particularly stout in the second half, limiting Cincinnati to just 25 total yards after intermission. **It's the fewest yards allowed in a second half by Miami since at least 2000.** Miami's six sacks in the game were its most since Dec. 23, 2018 vs. Jacksonville.

DOLPHINS RETURN FUMBLES FOR TDs IN BACK-TO-BACK GAMES IN WEEKS 8 AND 9

DE Emmanuel Ogbah stripped Rams **QB Jared Goff** of the football in the red zone in the Week 8 win vs. the L.A. Rams, allowing **LB Andrew Van Ginkel** to scoop and score on a 78-yard return. **It was the second-longest fumble return in Dolphins history.**

The following week at Arizona, Ogbah did it again. He strip-sacked Arizona **QB Kyler Murray** and **DE Shaq Lawson** had the honors with a 36-yard fumble return touchdown.

It was the first time since 2017 the Dolphins had defensive touchdowns in back-to-back games and **the first time since 2000 that Miami had consecutive games with fumble returns for TDs.**

DOLPHINS LIMIT JETS TO THREE POINTS IN TWO GAMES

Miami did something that hasn't been done by an NFL team since 2009, limiting the same opponent to less than three total points in two games in the same season. Miami shut out the Jets in Week 6 and held them to three points in Week 12. **The last time an NFL team did this was in 2009, when Baltimore held the Browns to three total points in two games.**

In the 20-3 win over the Jets in Week 12, **Miami limited the opponent to just 10 first downs, tied for the second-fewest by an NFL team in any game this year.**

DOLPHINS DEFENSE RATTLES RAMS

In Miami's Week 8 win over the L.A. Rams, the Dolphins defense forced four turnovers in the first half, including a 78-yard fumble return by **LB Andrew Van Ginkel** for a touchdown. **The fumble return was the second-longest in Dolphins history.**

Miami's four first-half turnovers were **its most in a half since the first half of the Dec. 11, 2016 win vs. Arizona.**

DOLPHINS LIMIT JETS AND 49ERS PASSING ATTACKS TO UNDER 150 YARDS

The Dolphins limited the 49ers to just 128 net passing yards in Week 5, **the fewest allowed by Miami since Dec. 23, 2018 vs. Jacksonville (113).** The following week, Miami held the N.Y. Jets to just 148 net passing yards.

It marked the first time since 2010 the Dolphins have limited opponents to fewer than 150 net passing yards in consecutive games (Nov. 14, 2010 vs. Tennessee and Nov. 18, 2010 vs. Chicago).



SPECIAL TEAMS NOTES

SANDERS IS MOST ACCURATE KICKER IN TEAM HISTORY

K Jason Sanders made 19 field goals before his first miss this season and has converted 30-of-32 field goal opportunities (93.8 pct.) this year. He earned AFC Special Teams Player of the Week honors after making five field goals in Week 5 at San Francisco and AFC Special Teams Player of the Month honors in both October and November. **Sanders' 86.6 career field goal percentage (71-of-82) is the best in Dolphins history** (min. 50 att.).

Additionally, Sanders is a perfect 30-for-30 on his extra point attempts, as well.

Sanders' field goals haven't been easy, either. **He leads the NFL with 18 field goals made from 40+ and is tied for the NFL lead with eight 50+ yarders.**

Sanders has now made 10 consecutive field goals of 50+ yards. **He's the only kicker in Dolphins history to make multiple 50+ yard kicks in the same game, doing so twice this year (Weeks 9 and 12).**

Sanders currently has a career-high 120 points scored on the season. That mark is fifth in Dolphins history and is **just 24 points shy of the team record**, which is 144 points set by **K Olindo Mare** in the 1999 season.

With his first 19 field goals of the year added to his three makes at the end of the 2019 season, **Sanders broke a Dolphins record with 22 consecutive field goals:**

MOST CONSECUTIVE FIELD GOALS IN DOLPHINS HISTORY

NAME	YEAR	CONS. FGs
1. JASON SANDERS	2019-20	22
2. Olindo Mare	1999	19
3. Dan Carpenter	2009	17
4. Olindo Mare	2000	16
Garó Yepremian	1978	16

VAN GINKEL BLOCKS PUNT IN WEEK 10 VS. CHARGERS

LB Andrew Van Ginkel came through the middle of the L.A. Chargers' punt protection and blocked a **P Ty Long** punt on the Chargers' first possession of the game. The blocked kick was recovered by **CB Jamal Perry** at the Chargers' 1-yard line, and **RB Salvon Ahmed** scored on the next play to give Miami an early 7-0 lead.

It was Miami's first blocked punt since Nov. 11, 2018, when **RB Brandon Bolden** blocked one at Green Bay.

HAACK HAS BEST NET AVERAGE IN TEAM HISTORY

P Matt Haack is in his fourth NFL season and has been very good at flipping field position. **His 40.2 career net punt average is the best in Dolphins history.**

Haack has also been strong at pinning opponent's deep inside their own territory. His 22 punts inside the 20 this season **are tied for the sixth-most in the NFL.**

Haack has six career games with **at least five punts inside the 20, including two this season.**



GRANT ONE OF THE LEAGUE'S TOP RETURNERS

WR Jakeem Grant Sr. is the Dolphins' all-time recordholder with **five special teams return touchdowns in his career** – three punt returns and 2 kickoff returns.

Grant set a new team punt return touchdown record with his third after taking a punt back 88 yards for a score in Week 8 vs. the L.A. Rams. It was the longest punt return touchdown in Dolphins history and was the first punt return touchdown in the NFL this season.

His two career kickoff return touchdowns are tied for second in team annals.

"Mighty Mouse" has a career kickoff return average of 24.8, which ranks third in team history. His 2,160 career kickoff return yards are sixth on Miami's all-time charts while his 912 career punt return yards rank fifth.

His 323 punt return yards this season are tops in the NFL.

A DOLPHINS WIN WOULD...

- Guarantee a winning season for the Dolphins for the first time since 2016 and second time since 2008.
- Mark the 31st winning season in franchise history.
- Be Miami's eighth win in its past 10 and ninth win in its past 12 games.
- Give the Dolphins a 9-5 record through 14 games for the first time since 2016.
- Mark Miami's 25th win in its past 40 games at Hard Rock Stadium, dating back to 2016.
- Be Miami's 14th victory in its past 23 games, dating back to last season.



WHAT TO LOOK FOR IN 2020

LB JEROME BAKER...

- Has 9.5 sacks. Needs 0.5 sacks to reach 10 in his career.

RB MATT BREIDA...

- Has 420 carries. Needs 80 carries to reach 500 in his career.
- Has 2,034 rushing yards. Needs 466 rushing yards to reach 2,500 in his career.
- His 4.84 rushing average is 10th in the NFL since he entered the league in 2017 (min. 275 att.).
- Has 5 100-yard rushing games. Needs 5 100-yard rushing games to reach 10 in his career.

T JULIÉN DAVENPORT...

- Has 48 games played. Needs 2 games played to reach 50 in his career.

S CLAYTON FEJEDELEM...

- Has 74 games played. Needs 1 game played to reach 75 in his career.
- Has 43 special teams tackles. Needs 7 special teams tackles to reach 50 in his career.

QB RYAN FITZPATRICK...

- Has 146 starts. Needs 4 starts to reach 150 in his career.
- Has 34,795 passing yards. Needs 205 passing yards to become the 30th player in NFL history to reach 35,000 career passing yards.
- Has 222 passing touchdowns. Needs 3 passing touchdowns to become the 33rd player in NFL history to reach 225 career passing touchdowns.
- With 1,091 passing yards, he will post the 6th 3,000-yard passing season of his career and will become the 3rd quarterback in Dolphins history, joining Dan Marino and Ryan Tannehill, to post multiple 3,000-yard passing seasons.
- With 8 more passing touchdowns, he will post the 6th 20-plus passing touchdown season of his career and will become the 4th quarterback in Dolphins history, joining Bob Griese, Dan Marino and Ryan Tannehill, to post multiple 20-plus passing touchdown seasons.
- Has 12 4th-quarter comeback victories. Needs 3 4th-quarter comeback victories to reach 15 in his career.
- Has 17 game-winning drives. Needs 3 game-winning drives to reach 20 in his career.
- Has 24 300-yard passing games. Needs 1 300-yard passing game to reach 25 in his career.

S KAVON FRAZIER...

- Has 20 special teams tackles. Needs 5 special teams tackles to reach 25 in his career.

TE MIKE GESICKI...

- Has 11 receiving touchdowns. Needs 4 receiving touchdowns to reach 10 in his career.

- Has 6 receiving touchdowns this season. Needs 2 more to set new single-season team tight ends record.
- Has 602 receiving yards this season. Needs 190 more to set the Dolphins single-season receiving yards record for a tight end.

WR JAKEEM GRANT...

- Has 965 receiving yards. Needs 35 receiving yards to reach 1,000 in his career.
- Has 5 receiving touchdowns. Needs 5 receiving touchdowns to reach 10 in his career.
- Has 87 kickoff returns. Needs 13 kickoff returns to reach 100 in his career and 20 to move into the top five in franchise history.
- Has 92 punt returns. Needs 8 punt returns to reach 100 in his career.
- Extend his franchise record of 5 career special teams return TDs (3 punts, 2 kickoffs).
- Needs 1 kickoff return TD to tie the team's career record of 3 (Mercury Morris).
- Extend his franchise record of 3 career punt return TDs.
- Has 912 career punt return yards. Needs 216 punt return yards to move into the fourth place in team history.
- Has 2,160 career kickoff return yards. Needs 357 kickoff return yards to move into the top 5 in team history.
- Can improve his 24.8 career kickoff return average, which is currently third in team history.

LB KAMU GRUGIER-HILL...

- Has 34 special teams tackles. Needs 16 special teams tackles to reach 50 in his career.

P MATT HAACK...

- Extending his consecutive games streak, which currently stands at 61, having played in every game in his 4-year NFL career.
- Has 294 punts. Needs 6 punts to reach 300 in his career.
- Can improve his 40.2 career net punting average, which is currently the best in team history.

CB XAVIEN HOWARD...

- Has 180 tackles. Needs 20 tackles to reach 200 in his career.
- Has 21 interceptions. Needs 5 interceptions to reach 25 in his career.
- His 21 interceptions since 2017 are the most in the NFL in that span.
- Has 9 interceptions this season, which is second-most in team history. Needs 1 more interception to tie the team record of 10.
- Has 17 passes defended this season. Needs 4 to tie Patrick Surtain (2000) for the most (21) passes defended by a Dolphin since at least 2000.



WHAT TO LOOK FOR IN 2020

CB BYRON JONES...

- Has 352 total tackles. Needs 48 tackles to reach 400 in his career.
- Has 47 passes defended. Needs 3 passes defended to reach 50 in his career.

C TED KARRAS...

- Has 73 games played. Needs 2 games played to reach 75 in his career.

DE SHAQ LAWSON...

- Has 20.5 sacks. Needs 4.5 sacks to reach 25 in his career.

S BOBBY McCAIN...

- Has 235 total tackles. Needs 15 tackles to reach 250 in his career.
- Has 7 interceptions. Needs 3 interceptions to reach 10 in his career.

DE EMMANUEL OGBAH...

- Has 191 total tackles. Needs 9 tackles to reach 200 in his career.
- Has 26.0 sacks. Needs 4 sacks to reach 30 in his career.
- Has 8.0 sacks this season. Needs 3.0 sacks to move into the top 20 in a single season in team history.

WR DeVANTE PARKER...

- Has 291 receptions. Needs 8 to surpass Brian Hartline (298) for 9th-most in team history and 9 to reach 300 in his career.
- Has 4,096 receiving yards. Needs 148 receiving yards to surpass Brian Hartline (4,243) for 7th-most in Dolphins history.
- With 323 receiving yards, he will post his 2nd career 1,000-yard season, become the 6th wide receiver in Dolphins history to post multiple 1,000-yard

receiving seasons and it will mark the 7th time in team history a player has recorded 1,000 yards in back-to-back seasons.

- Has 21 receiving touchdowns. Needs 4 receiving touchdowns to reach 25 in his career.
- Has 10 100-yard receiving games, which is tied for the 5th-most in team history.

LB ELANDON ROBERTS...

- Has 71 games played. Needs 4 games played to reach 75 in his career.

K JASON SANDERS...

- Has 71 made field goals. Needs 4 made field goals to reach 75 in his career.
- Has 313 points. Needs 37 points to reach 350 in his career.
- Has 120 points this season. Needs 25 points to break Miami's single-season scoring record.
- Has 4 game-tying or game-winning kicks. Needs 1 game-tying or game-winning kicks for 5 in his career.
- Can improve his 86.6 career field goal percentage, which is currently the best in team history.

LB KYLE VAN NOY...

- Has 23.5 sacks. Needs 1.5 sacks to reach 25 in his career.

DT CHRISTIAN WILKINS...

- Has 95 total tackles. Needs 23 tackles to reach 118, which would be the most tackles in the 1st 2 seasons of an NFL DT's career since at least 2010.





DOLPHINS VS. PATRIOTS

COLLEGE CONNECTIONS

PATRIOTS

LB Anfernee Jennings (2015-19)



WR N'Keal Harry (2016-18)



DB Jonathan Jones (2012-15)
QB Jarrett Stidham (2017-18)



RB Sony Michel (2014-17)
OL Isaiah Wynn (2014-17)



DL Tashawn Bower (2013-16)



LB Josh Uche (2016-19)



FB Jakob Johnson (2014-17)



DB Cody Davis (2009-12)



DB Myles Bryant (2016-19)



OL Yodny Cajuste (2014-18)

DOLPHINS

DT Raekwon Davis (2016-19)
QB Tua Tagovailoa (2017-19)

P Matt Haack (2013-16)

FB Chandler Cox (2015-18)
CB Noah Igbinoghene (2017-19)

Solomon Kindley (2015-17)

DT Davon Godchaux (2014-16)
LS Blake Ferguson (2016-19)

Linebackers Coach
Anthony Campanile (2019)

WR Preston Williams (2015-16)

LB Sam Eguavoen (2011-14)
WR Jakeem Grant (2012-15)

RB Myles Gaskin (2015-18)
RB Salvon Ahmed (2017-19)

T Adam Pankey (2012-16)

* Won the 2018 College Football Playoff National Championship

FORMER PATRIOTS

DOLPHINS PLAYER

NOTES

WR Isaiah Ford (2020)

Did not play in any games

LB Kamu Grugier-Hill (2016)

Training Camp

C Ted Karras (2016-19)

Won Super Bowls LI and LIII

LB Elandon Roberts (2016-19)

Won Super Bowls LI and LIII

CB Eric Rowe (2016-18)

Won Super Bowls LI and LIII

LB Calvin Munson (2018-19)

Practice Squad

CB Jamal Perry (2017-18)

Practice Squad

LB Kyle Van Noy (2016-19)

Won Super Bowls LI and LIII

DOLPHINS COACH/STAFF

ROLE WITH PATRIOTS

Head Coach Brian Flores

Linebackers (2016-18)
Safeties (2012-15)
Defensive Assistant (2011)
Offensive Assistant/Special Teams (2010)
Coaching Assistant (2008-09)
Pro Scout (2006-07)
Scouting Assistant (2004-05)

Defensive Coordinator
Josh Boyer

Cornerbacks (2012-18)
Defensive Backs (2009-11)
Coaching Assistant (2006-08)

TE Coach George Godsey

Tight Ends (2012-13)
Offensive Assistant (2011)

QC Coach Mike Judge

Offensive Assistant (2006)
Defensive Assistant (2005)

GM Chris Grier

Regional Scout (1995-99)
Scouting Intern (1994)

SOUTH FLORIDA CONNECTIONS

PATRIOTS

OL Yodny Cajuste

Miramar HS

CB J.C. Jackson

Immokalee HS

RB Sony Michel

American Heritage HS

LB Josh Uche

Christopher Columbus HS

RB James White

St. Thomas Aquinas HS

QB Coach Jedd Fisch

University of Miami (Offensive Coordinator 2011-12)

MASSACHUSETTS CONNECTIONS

PATRIOTS

DT Christian Wilkins

Springfield, Mass.

PRO CONNECTIONS

PATRIOTS

DB Justin Bethel (2019)
OL Jermaine Eluemunor (2018-19)



DT Zach Sieler (2018-19)

DE John Simon (2014-16)
TE Jordan Thomas (2018-19)



QB Ryan Fitzpatrick (2014)
T Julien Davenport (2017-19)

CB Jason McCourty (2009-16)



QB Ryan Fitzpatrick (2013)

DB Terrence Brooks (2016)
DL Akeem Spence (2019)



LB Kamu Grugier-Hill (2016-19)*
WR Mack Hollins (2017-19)
CB Eric Rowe (2015-16)

K Nick Folk (2017)



QB Ryan Fitzpatrick (2017-18)

RB Rex Burkhead (2013-16)



S Clayton Fejedelem (2016-19)

LB Brandon Copeland (2015-16)



LB Kyle Van Noy (2014-16)

DB Cody Davis (2018-19)
WR Donte Moncrief (2018)



G Ereck Flowers (2018)

CB Stephon Gilmore (2012-16)



QB Ryan Fitzpatrick (2009-12)
DE Shaq Lawson (2016-19)

QB Brian Hoyer (2016)



RB Jordan Howard (2016-18)

CB Jason McCourty (2017)



DE Emmanuel Ogbah (2016-18)

* Won Super Bowl LII

FORMER DOLPHINS

PATRIOTS PLAYER

DL Akeem Spence (2018)

16 GS; 42 tackles (23 solo) and 2 sacks

OTHER CONNECTIONS

DOLPHINS AND PATRIOTS

Dolphins Coaching Assistant Steve Ferentz and Patriots OL James Ferentz

NOTES

Brothers – Sons of Iowa Head Coach Kirk Ferentz



DOLPHINS VS. PATRIOTS

SERIES SUPERLATIVES

DOLPHINS

RUSHING YARDS:

197, Mercury Morris, at Miami, 9/30/73

PASSING YARDS:

473, Dan Marino, at Miami, 9/4/94

RECEPTIONS:

12, Jim Jensen, at New England, 11/6/88

RECEIVING YARDS:

211, Irving Fryar, at Miami, 9/4/94

PATRIOTS

RUSHING YARDS:

164, Jim Nance, at Miami, 12/17/67

PASSING YARDS:

517, Tom Brady, at Miami, 9/12/11

RECEPTIONS:

13, Julian Edelman, at Miami, 12/15/13

RECEIVING YARDS:

182, Stanley Morgan, at New England, 11/8/81

SERIES HISTORY

REGULAR SEASON: MIAMI LEADS 56-54

POSTSEASON: NEW ENGLAND LEADS 2-1

LAST 5 MEETINGS

DATE	GAME
------	------

9/30/2018	at New England 38, Miami 7
12/9/2018	at Miami 34, New England 33
9/15/19	New England 43, at Miami 0
12/29/19	Miami 27, at New England 24
9/13/20	at New England 21, Miami 11

SERIES FACTS (TEAM)

MIAMI'S LARGEST MARGIN OF VICTORY:

52 (at Miami 52, New England 0, 11/12/72)

NEW ENGLAND'S LARGEST MARGIN OF VICTORY:

43 (New England 43, at Miami 0, 9/15/19)

CURRENT SERIES STREAK:

New England (9/13/20)

MIAMI'S LARGEST WIN STREAK:

9 (9/17/89 - 11/21/93)

NEW ENGLAND'S LARGEST WIN STREAK:

7 (Twice, last: 10/4/10 - 10/27/13)

MOST POINTS BY MIAMI:

52 (at Miami 52, New England 0, 11/12/72)

MOST POINTS BY NEW ENGLAND:

49 (New England 49, at Miami 28, 10/21/07)

MOST POINTS, BOTH TEAMS:

77 (New England 49, at Miami 28, 10/21/07)

FEWEST POINTS BY MIAMI:

0 (Four times, last: at New England 28, Miami 0, 12/30/12)

FEWEST POINTS BY NEW ENGLAND:

0 (Twice, last: at Miami 21, New England 0)

FEWEST POINTS, BOTH TEAMS:

3 (at New England 3, Miami 0, 12/12/82)



DOLPHINS VS. PATRIOTS

HOW THEY COMPARE

DOLPHINS		CATEGORY	PATRIOTS	
STAT	RNK		RNK	STAT
323.4	27	Total Offense	24	332.9
228.2	22	Passing Offense	29	185.4
95.2	27	Rushing Offense	5	147.5
25.4	15	Scoring Offense	26t	21.3
28	16t	Sacks Allowed	16t	28
39.1	25	Third Down Offense	17	41.8
362.3	19	Total Defense	11	342.5
242.1	18	Passing Defense	8	218.5
120.2	22	Rushing Defense	23	124.0
18.8	2	Scoring Defense	7	21.5
34.0	11	Sacks	26t	19.0
33.1	1	Third Down Defense	13	40.1
25	1	Takeaways	11	19
15	11t	Giveaways	19t	18

STATISTICAL LEADERS

CATEGORY	DOLPHINS		PATRIOTS	
	PLAYER	STAT	PLAYER	STAT
Completion Pct.	R. Fitzpatrick	68.5	C. Newton	66.1
Passing Yards	R. Fitzpatrick	1909	C. Newton	2172
Passer Rating	T. Tagovailoa	95.2	C. Newton	78.9
Rushing Yards	M. Gaskin	477	D. Harris	691
Yards Per Carry	R. Fitzpatrick	5.0	S. Michel	5.4
Rushing TDs	J. Howard	4	C. Newton	11
Receptions	D. Parker	56	J. Meyers	42
Receiving Yards	D. Parker	677	D. Byrd	566
Receiving TDs	M. Gesicki	6	R. Burkhead	3
Tackles	J. Baker	88	A. Phillips	92
Sacks	E. Ogbah	8.0	C. Winovich	3.5
Interceptions	X. Howard	9	D. McCourty	2
	E. Ogbah		A. Phillips	
Forced Fumbles	A. Van Ginkel	3	S. Calhoun	2
Special Tms Tcks	C. Fejedelem	7	J. Bethel	10

DOLPHINS PLAYERS VS. PATRIOTS

PLAYER	GP	PASSING					
		A-C-I	YDS	PCT	TD	RTG	
Ryan Fitzpatrick	14	480-297-25	3635	61.9	21	78.1	
TOTALS	14	480-297-25	3635	61.9	21	78.1	

PLAYER	GP	RUSHING					
		ATT	YDS	AVG	LG	TD	
Ryan Fitzpatrick	14	40	173	4.3	16	1	
Jakeem Grant	7	2	-3	-1.5	1	0	
Patrick Laird	3	11	21	1.9	4	0	
Matt Breida	1	5	22	4.4	7	0	
DeAndre Washington	1	3	7	2.3	5	0	
TOTALS	26	61	220	3.6	16	1	

PLAYER	GP	RECEIVING					
		NO	YDS	AVG	LG	TD	
DeVante Parker	10	36	504	14.0	46	1	
Jakeem Grant	7	10	106	10.6	25	1	
Mike Gesicki	5	9	84	9.3	18	1	
Durham Smythe	5	2	32	16.0	24	0	
Patrick Laird	3	6	57	9.5	20	0	
DeAndre Washington	1	2	12	6.0	7	0	
Antonio Callaway	1	2	11	5.5	8	0	
TOTALS	32	67	806	12.0	46	3	

PLAYER	GP	KICKING					
		FGM	FGA	LG	XPM	XPA	TB
Jason Sanders	5	3	3	46	8	8	17
TOTALS	5	3	3	46	8	8	17

PLAYER	GP	PUNTING					
		NO	YDS	AVG	LG	TB	I20
Matt Haack	7	38	1606	42.3	58	1	8
TOTALS	7	38	1606	42.3	58	1	8

PLAYER	GP	DEFENSE							
		TOT	SK	INT	PD	FF	FR		
Jerome Baker	5	52	1	0	1	2	0		
Bobby McCain	10	35	1	2	4	1	0		
Eric Rowe	4	18	0	1	3	0	0		
Xavien Howard	7	16	0	2	5	0	0		
Shaq Lawson	7	14	2	0	0	0	0		
Byron Jones	3	11	0	0	0	0	0		
Christian Wilkins	3	10	0	0	2	0	0		
Brandon Jones	1	9	0	0	0	0	0		
Andrew Van Ginkel	2	8	0	0	0	0	0		
Kamu Grugier-Hill	2	7	0	0	0	0	0		
Kyle Van Noy	2	6	1	0	0	0	0		
Nik Needham	2	5	0	0	0	0	0		
Elandon Roberts	1	4	0	0	0	0	0		
Jomal Perry	1	4	0	0	0	0	0		
Sam Eguavoen	3	4	0	0	0	0	1		
Jamal Perry	1	4	0	0	0	0	0		
Emmanuel Ogbah	2	3	0	0	0	0	0		
Noah Igbinoghene	1	2	0	0	0	0	0		
Calvin Munson	2	2	0	0	0	0	0		
Raekwon Davis	1	1	0	0	0	0	0		
Zach Sieler	2	1	0	0	0	0	0		
Clayton Fejedelem	2	0	0	0	0	0	0		
Kavon Frazier	1	0	0	0	0	0	0		
TOTALS	65	216	5	5	15	3	1		



THE LAST MEETING

2020 - WEEK 1

SEPT. 13, 2020 | FOXBOROUGH, MASS.
GILLETTE STADIUM
ATTENDANCE: NONE | TV: CBS

MIAMI 11	NEW ENGLAND 21
----------	----------------

An unprecedented offseason in the National Football League was always going to create an element of mystery for the first games of the 2020 season. The Patriots, with a complete style change – going from one former-MVP quarterback to another – decided to run the football 42 times, with 15 of those coming from their new MVP quarterback in Cam Newton.

The two teams felt each other out to the tune of a 7-3 halftime score in favor of the home side.

A dominant Patriots third quarter was threatening to turn the game into a run-away, but a potential turning point occurred when Jerome Baker's effort saved a touchdown. Not only did the linebacker keep points off the board, he created Miami's first turnover of the season. Patriots receiver N'Keal Harry was one yard away from making it 20-3 (point after pending), all but putting a vice grip on the game's result. But Baker chased the second-year receiver down from behind and forced a fumble out of the end zone, giving Miami the ball after a touchdown.

The Dolphins answered with an 80-yard drive that was capped off by a one-yard Jordan Howard touchdown run. It was the Dolphins' third consecutive run, finished off behind a sixth offensive lineman with two tight ends and a fallback in Miami's heavy personnel.

New England answered right back with a lengthy drive of their own, converting a fourth-and-1 play from the Dolphins 5-yard line. The Patriots would finish the drive on the following play as Newton (who had two rushing touchdowns earlier in the game) shared the wealth this time as running back Sony Michel plunged into the end zone from one yard out.

The New England defense was the story of the day. After leading the NFL in interceptions (25) and passer-rating-against (63.7) in 2019, the Patriots picked up where they left off. New England intercepted quarterback Ryan Fitzpatrick three times and held him to a rating of 44.6. The Patriots run defense also bowed up limiting Miami to 3.22 yards per rush.

Patriots Offensive Coordinator Josh McDaniels cooked up a plan that shortened the game. New England ran 63 plays to Miami's 58. The third quarter saw a significant disparity as the Patriots ran 21 plays to Miami's six, limiting the work of some promising performances.

SCORING SUMMARY					
	1	2	3	4	F
Miami	0	3	0	8	11
New England	0	7	7	7	21

SCORING DRIVES					
TEAM	QTR	TIME	PLAY (EXTRA POINT) (DRIVE INFO)	MIA	NE
Patriots	2	13:12	C.Newton 4 yd. run (N.Folk kick) (11-80, 6:11)	0	7
Dolphins	2	3:53	J.Sanders 46 yd. Field Goal (10-59, 5:16)	3	7
Patriots	3	10:14	C.Newton 11 yd. run (N.Folk kick) (8-75, 4:46)	3	14
Dolphins	4	10:31	J.Howard 1 yd. run (R.Fitzpatrick run) (11-80, 5:23)	11	14
Patriots	4	5:23	S.Michel 1 yd. run (N.Folk kick) (10-75, 5:08)	11	21

GAME STATISTICS			
RUSHING (Att-Yds-TD):		TEAM STATS	MIA NE
Miami: M. Gaskin 9-40, M. Breida 5-22, R. Fitzpatrick 5-18, J. Howard 8-7-1.		TOTAL FIRST DOWNS	20 29
New England: C. Newton 15-75-2, S. Michel 10-37-1, R. Burkhead 7-32, J. Taylor 4-28, J. Edelman 1-23, J. White 5-22.		By Rushing	6 18
		By Passing	11 8
		By Penalty	3 3
PASSING (A-C-Y-TD-I):		THIRD DOWN EFFICIENCY	4-11-36% 5-10-50%
Miami: R. Fitzpatrick 30-20-191-0-3.		FOURTH DOWN EFFICIENCY	0-0-0% 1-1-100%
New England: C. Newton 19-15-155-0-0.		TOTAL NET YARDS	269 357
		Total Offensive Plays	58 63
RECEIVING (Rec-Yds-TD):		Average gain per offensive play	4.6 5.7
Miami: D. Parker 4-47, M. Gaskin 4-26, M. Gesicki 3-30, J. Grant 3-25, P. Williams 2-41, I. Ford 2-13, P. Laird 2-9.		NET YARDS RUSHING	87 217
New England: J. Edelman 5-57, N. Harry 5-39, J. White 3-30, R. Izzo 1-25, J. Taylor 1-4.		Total Rushing Plays	27 42
		Average gain per rushing play	3.2 5.2
SACKS (Sk-Yds):		NET YARDS PASSING	182 140
Miami: J. Baker 1-9, C. Wilkins 1-6.		Sacks-Yards	1-9 2-15
New England: D. Rivers 1-9.		Gross yards passing	191 155
INTERCEPTIONS (Int-Yds):		ATTEMPTS-COMPLETIONS-INTS	30-20-3 19-15-0
Miami: None.		Avg. gain per pass play	5.9 6.7
New England: S. Gilmore 1-15, A. Phillips 1-5, J. Jackson 1-0.		PUNTS NUMBER AND AVG.	3-50.7 3-39.7
		Net Punting Average	44.0 40.7
FORCED FUMBLES:		TOTAL RETURN YARDAGE	-3 20
Miami: J. Baker 1.		No. and Yards Punt Returns	1-3 1-0
New England: None.		No. and Yards Kickoff Returns	0-0 0-0
		No. and Yards Int. Returns	0-0 3-20
FUMBLE RECOVERIES (No-Yds):		PENALTIES Number and Yards	4-35 3-47
Miami: None.		FUMBLES Number and Lost	1-0 2-1
New England: None.		RED ZONE EFFICIENCY	1-2-50% 3-4-75%
		GOAL TO GO EFFICIENCY	1-1-100% 2-3-67%
		TIME OF POSSESSION	25:11 34:49



MIAMI DOLPHINS 2020 ROOKIE CLASS

Acquired via Waivers



**Salvon
AHMED**

Washington // RB
5-11 // 197

Acquired via Trade



**Lynn
BOWDEN JR.**

Kentucky // WR
5-11 // 204

Rd 2 // Pick 56



**Raekwon
DAVIS**

Alabama // DT
6-7 // 330

Rd 6 // Pick 185



**Blake
FERGUSON**

LSU // LS
6-3 // 231

Rd 2 // Pick 39



**Robert
HUNT**

UL Lafayette // G/T
6-6 // 323

Rd 1 // Pick 30



**Noah
IGBINOGHENE**

Auburn // CB
5-11 // 197

Rd 1 // Pick 18



**Austin
JACKSON**

Southern California // T
6-5 // 325

Undrafted Free Agent



**Benito
JONES**

Mississippi // DT
6-1 // 316

Rd 3 // Pick 70



**Brandon
JONES**

Texas // S
6-0 // 191

Rd 4 // Pick 111



**Solomon
KINDLEY**

Georgia // G
6-4 // 339

Rd 7 // Pick 246



**Malcolm
PERRY**

Navy // RB/WR
5-10 // 175


Rd 5 // Pick 154



**Jason
STROWBRIDGE**

North Carolina // DE
6-5 // 273

Rd 1 // Pick 5



**Tua
TAGOVAILOA**

Alabama // QB
6-0 // 217



DOLPHINS RADIO NETWORK



In 2016, the Miami Dolphins announced a multi-year radio broadcast rights partnership with Miami's Sportsradio 560 WQAM, with the station becoming the official English flagship radio partner of the franchise. In addition, all Dolphins games are simulcast on KISS 99.9 FM "South Florida's NEW Country" and feature expanded pre-, halftime and postgame shows. The games also can be heard on Dolphins.com and throughout South and Central Florida on a variety of stations that make up the Miami Dolphins Radio Network.

The Dolphins previously had their games broadcast on Miami's Sportsradio 560 WQAM during the 1997-2004 and 2007-09 seasons.



From L-R: Joe Rose, Jimmy Cefalo, Jason Taylor and Kim Bokamper

As part of the agreement, Sportsradio 560 WQAM has the English radio broadcast rights for all preseason, regular season and playoff games. Dolphins fans who tune into Miami's Sportsradio 560 WQAM have the opportunity to listen to live broadcasts of Head Coach Brian Flores's day-after-game press conferences and "Dolphins Friday," a day of Dolphins-centric content on the station featuring interviews with players, coaches and team executives. Additionally, CBS Radio Miami promotes Miami Dolphins Foundation and community initiatives across multiple platforms.

The English radio broadcast team on Sportsradio 560 WQAM consists of former wide receiver Jimmy Cefalo handling the play-by-play duties with former tight end Joe Rose and Hall of Fame defensive end Jason Taylor providing the game analysis. Fellow alumnus Kim Bokamper will join the broadcast team giving perspective on the on-field action and Hall of Fame quarterback Bob Griese will contribute to additional Dolphins platforms, including the pregame broadcast, The Audible and The Fish Tank.



Roly Martin (L) and Eduardo Martell (R)

Univision Deportes Radio 1140 AM is the Dolphins official Spanish radio broadcast partner for all preseason, regular season and playoff games, with Roly Martin handling the play-by-play and Eduardo Martell providing the game analysis. WQBA 1140 AM additionally airs a pregame show and postgame show.

2020 MIAMI DOLPHINS RADIO NETWORKS

LOCATION	NETWORK	LOCATION	NETWORK
Fort Lauderdale	WQAM 560 AM	Miami	KISS 99.9 FM
Fort Lauderdale	KISS 99.9 FM	Miami	WQBA 1140 AM (Spanish)
Fort Myers	WRXK 96 FM	Port St. Lucie	WPSP 1590 AM
Key West	WAVK 97.7 FM	West Palm Beach	ESPN 106.3 FM
Miami	WQAM 560 AM	West Palm Beach	Deportes Radio 760 AM (Spanish)



ROSTER, DEPTH CHART & TRANSACTIONS



DEPTH CHART

*as of Dec. 14, 2020

OFFENSE

POS	#	NAME (GP/GS)	#	NAME (GP/GS)	#	NAME (GP/GS)	#	NAME (GP/GS)
WR	19	Jakeem Grant Sr. (13/3)	10	<u>Malcolm Perry (6/2)</u>	15	Lynn Bowden Jr. (7/1)		
LT	77	Jesse Davis (13/12)	73	<u>Austin Jackson (10/9)</u>	70	Julién Davenport (13/1)		
LG	75	Ereck Flowers (12/12)						
C	67	Ted Karras (13/13)	63	Michael Deiter (13/0)				
RG	66	<u>Solomon Kindley (12/12)</u>	78	Adam Pankey (4/0)				
RT	68	<u>Robert Hunt (13/8)</u>						
TE	81	Durham Smythe (12/10)	88	Mike Gesicki (13/9)	80	Adam Shaheen (13/4)		
QB	1	<u>Tua Tagovailoa (7/6)</u>	14	Ryan Fitzpatrick (8/7)				
RB	32	Patrick Laird (13/0)	26	<u>Salvon Ahmed (3/2)</u>	31	DeAndre Washington (3/1)		
FB	27	Chandler Cox (8/3)						
WR	11	DeVante Parker (13/10)	86	Mack Hollins (13/0)	16	Antonio Callaway (4/1)		

DEFENSE

POS	#	NAME (GP/GS)	#	NAME (GP/GS)	#	NAME (GP/GS)	#	NAME (GP/GS)
DE	94	Christian Wilkins (11/9)	92	Zach Sieler (13/7)				
NT	98	<u>Raekwon Davis (13/9)</u>	95	<u>Benito Jones (4/0)</u>				
DE	91	Emmanuel Ogbah (13/10)	58	<u>Jason Strowbridge (6/0)</u>				
LB	90	Shaq Lawson (12/7)	43	Andrew Van Ginkel (13/8)				
LB	44	Elandon Roberts (11/10)	48	Calvin Munson (13/0)				
LB	55	Jerome Baker (13/8)	51	Kamu Grugier-Hill (13/1)				
LB	53	Kyle Van Noy (11/10)	49	Sam Eguavoen (13/1)				
CB	24	Byron Jones (11/11)	40	Nik Needham (13/4)				
CB	25	Xavien Howard (13/13)	23	<u>Noah Igbinoghene (13/2)</u>				
S	21	Eric Rowe (13/11)	42	Clayton Fejedelem (10/0)				
S	28	Bobby McCain (13/13)	35	Kavon Frazier (12/0)	29	<u>Brandon Jones (13/3)</u>		

SPECIALISTS

POS	#	NAME (GP/GS)	#	NAME (GP/GS)	#	NAME (GP/GS)	#	NAME (GP/GS)
K	7	Jason Sanders (13/0)						
P	2	Matt Haack (13/0)						
KO	7	Jason Sanders (13/0)						
H	2	Matt Haack (13/0)						
LS	50	<u>Blake Ferguson (13/0)</u>						
KOR	19	Jakeem Grant Sr. (13/3)	23	<u>Noah Igbinoghene (13/2)</u>				
PR	19	Jakeem Grant Sr. (13/3)	10	<u>Malcolm Perry (6/2)</u>				

Underlined players are rookies



PROJECTED CONTRIBUTORS: OFFENSE

QB	1		TUA TAGOVAILOA 6-0 217 ALABAMA <ul style="list-style-type: none"> LAST GAME: vs. KC (12/13): 28-48 for 316 yds., 2 TDs; 1 rush TD. Had 1st 300-yard game of his career (316) in Week 14 vs. KC. Didn't throw an INT in any of his first 5 career starts. Led a 4Q comeback and game-winning drive in Week 9 at Ari. 1st-round pick (5th overall) by Miami in 2020 NFL draft. 	RYAN FITZPATRICK 6-2 228	
RB	32		PATRICK LAIRD 6-0 197 CALIFORNIA <ul style="list-style-type: none"> LAST GAME: vs. KC (12/13): 4 att. for 19 yds., 1 rec. for 4 yds. Had 204 receiving yards in 2019, the 2nd-most of any rookie running back in the NFL. Played in 28 of a possible 29 career games. Signed as an undrafted free agent from California in 2019. 	DEANDRE WASHINGTON 5-8 210	
FB	27		CHANDLER COX 6-1 240 AUBURN <ul style="list-style-type: none"> LAST GAME: vs. KC (12/13): Inactive Had receptions in Week 4 and Week 5 – the first two touches of his career. Was a high school QB and RB at Apopka (Fla.) HS. 7th-round pick (233rd overall) by Miami in the 2019 NFL draft. 	SALVON AHMED 5-11 197	
WR	11		DEVANTE PARKER 6-3 211 LOUISVILLE <ul style="list-style-type: none"> LAST GAME: vs. KC (12/13): Played but did not record stats. 8th in Dolphins history in career receiving yards (4,096). 10th in Dolphins history in career receptions (291). Had a career-high 10 receptions in Week 4 vs. Seattle. His 1,202 receiving yards in 2019 were 5th in the NFL. 	ANTONIO CALLAWAY 5-11 200	
WR	19		JAKEEM GRANT 5-7 171 TEXAS TECH <ul style="list-style-type: none"> LAST GAME: vs. KC (12/13): 3 rec. for 32 yds. (10.7 avg.). Had the NFL's 1st punt return for a TD this season (Week 8). Leads NFL with 323 punt return yards this season. Was named AFC Special Teams Player of the Week in Week 8. 6th-round pick (186th overall) by Miami in 2016 NFL draft. 	MALCOLM PERRY 5-10 175	
TE	81		DURHAM SMYTHE 6-6 260 NOTRE DAME <ul style="list-style-type: none"> LAST GAME: vs. KC (12/13): 2 rec. for 19 yds. (9.5 avg.). Played in 43 career games with 26 starts – including 10 this year. Has a career-high in receptions (16) and yards (139) this year. Scored his 1st career TD on a 4-yd. reception in Week 6 vs. NYJ. 4th-round pick (123rd overall) by Miami in the 2018 NFL draft. 	MIKE GESICKI 6-6 250	
LT	77		JESSE DAVIS 6-6 310 IDAHO <ul style="list-style-type: none"> LAST GAME: vs. KC (12/13): Started at right guard. Has played left tackle, right guard and right tackle this year. Is the 4th player in team history to start games at 4+ different positions on the offensive line (LT, LG, RG and RT). Serves as a season-long team captain. 	ADAM SHAHEEN 6-7 257	
LG	75		ERECK FLOWERS 6-6 343 MIAMI (FL) <ul style="list-style-type: none"> LAST GAME: vs. KC (12/13): Inactive due to injury. Has 87 career games played with 83 starts. Transitioned from left tackle to left guard in 2019 with Washington and started all 16 games there last year. Signed with Miami on March 21, 2020. 	AUSTIN JACKSON 6-5 325	
C	67		TED KARRAS 6-4 315 ILLINOIS <ul style="list-style-type: none"> LAST GAME: vs. KC (12/13): Started at center. Two-time Super Bowl champion (LI and LIII) with the Patriots. Has 73 career games played with 33 starts. Signed with Miami on March 21, 2020. Serves as a season-long team captain. 		
RG	66		SOLOMON KINDLEY 6-4 339 GEORGIA <ul style="list-style-type: none"> LAST GAME: vs. KC (12/13): Started at left guard. Has started 12 games for Miami as a rookie this year – 11 at right guard and 1 at left guard. Played in 43 career games with 32 starts at Georgia. 4th-round pick (111th overall) by Miami in the 2020 NFL draft. 		
RT	68		ROBERT HUNT 6-6 323 LOUISIANA-LAFAYETTE <ul style="list-style-type: none"> LAST GAME: vs. KC (12/13): Started at right tackle. Made his 1st NFL start in Week 5 at San Francisco. Started 8 of last 9 games at right tackle. Earned 1st-team All-Sun Belt honors as a senior in 2019. 2nd-round pick (39th overall) by Miami in the 2020 NFL draft. 		



PROJECTED CONTRIBUTORS: DEFENSE

DE	94		CHRISTIAN WILKINS 6-4 315 CLEMSON <ul style="list-style-type: none"> LAST GAME: vs. KC (12/13): 5 tackles (2 solo), 0.5 sack, 1 QBH. His 5 PDs this season are tied for 3rd among all NFL DL. Is 12th among NFL DTs with 39 tackles this season. Recorded the 1st INT of his NFL career in Week 8 vs. LAR. 1st-round pick (13th overall) in the 2019 NFL draft. 		JASON STROWBRIDGE 6-5 273 <ul style="list-style-type: none"> Recorded his 1st career TFL in Week 10 vs. LAC. Made his NFL debut in Week 9 at Arizona. 5th-round pick (154th overall) in the 2020 draft. 	DE 58
NT	98		RAEKWON DAVIS 6-7 330 ALABAMA <ul style="list-style-type: none"> LAST GAME: vs. KC (12/13): 5 tackles (3 solo). Had a career-high 7 tackles (4 solo) in Week 10 vs. LAC. His 35 tackles are tied for the most by a rookie NFL DL this year. 2nd-round pick (56th overall) by Miami in 2020. 			
DE	91		EMMANUEL OGBAH 6-4 275 OKLAHOMA STATE <ul style="list-style-type: none"> LAST GAME: vs. KC (12/13): 1 solo tackle, 1 QBH. Forced fumbles that were returned for TDs in Weeks 8 and 9. His 8 sacks this year are tied for 10th in the NFL. His 20 QB hits this season are tied for 8th in the NFL. Signed by Miami on March 21, 2020. 		ZACH SIELER 6-6 297 <ul style="list-style-type: none"> Has 9 TFLs and 8 QBHs in his past 9 games. Knocked down Rams QB Jared Goff 3 times in the Week 8 win. Signed contract extension on Nov. 16, 2020. Awarded off waivers to Miami on Dec. 5, 2019. 	DT 92
LB	90		SHAQ LAWSON 6-3 267 CLEMSON <ul style="list-style-type: none"> LAST GAME: vs. KC (12/13): 4 tackles (3 solo), 1 QBH. His 18 QB hits this season are tied for 12th in the NFL. Returned fumble for a 36-yd TD in Week 9 at Arizona. Strip-sacked of Rams QB Jared Goff in Week 8 that led to a TD. Signed by Miami on March 21, 2020. 		ANDREW VAN GINKEL 6-4 242 <ul style="list-style-type: none"> Returned a fumble 78 yards for a TD in Week 8 vs. LAR. Blocked a punt in Week 10 win vs. LAC. Forced a fumble at the 1-yard line in the fourth quarter in Week 11 at Denver. 	LB 43
LB	44		ELANDON ROBERTS 6-0 238 HOUSTON <ul style="list-style-type: none"> LAST GAME: vs. KC (12/13): Inactive due to injury. Has played in 71 career games with 43 starts. Is 2nd on the team with 8 TFLs this year. Serves as a season-long team captain. Signed by Miami on March 21, 2020. 		KAMU GRUGIER-HILL 6-2 223 <ul style="list-style-type: none"> Has played in 67 career games with 17 starts. Had a critical sack on 4th down in win over Jax. in Week 3. Helped Philadelphia win Super Bowl LII. Signed by Miami on March 21, 2020. 	LB 51
LB	55		JEROME BAKER 6-2 225 OHIO STATE <ul style="list-style-type: none"> LAST GAME: vs. KC (12/13): 8 tackles (5 solo), 2.5 sacks, 3 QBHs. His 88 tackles (54 solo) this year lead the team. Had 30-yard sack in Week 14 vs. KC, the longest in team history. His 275 career stops are 6th among players in his draft class. 3rd-round pick (73rd overall) by Miami in 2018. 			
LB	53		KYLE VAN NOY 6-3 250 BYU <ul style="list-style-type: none"> LAST GAME: vs. KC (12/13): Inactive due to injury. Had a career-high 3 sacks in Week 13 win vs. Cin. Has 23.5 career sacks, 15 PDs, 7 FFs and 6 FRs. Serves as a season-long team captain. Two-time Super Bowl champion (LI and LIII) with the Patriots. 			
CB	24		BYRON JONES 6-1 194 CONNECTICUT <ul style="list-style-type: none"> LAST GAME: vs. KC (12/13): 3 tackles (2 solo), 1 INT, 1 FF. Recorded interception and forced fumble vs. KC in Week 14. No. 97 on NFL Network's Top 100 list in 2019. 2018 Pro Bowl selection and 2nd-team All-Pro. Signed by Miami on March 21, 2020. 		NOAH IGBINOGHENE 5-11 197 <ul style="list-style-type: none"> 1st-round pick (30th overall) by Miami in 2020. Is the youngest player in the NFL – born on Nov. 27, 1999. Became youngest player in Dolphins history after playing Week 1 at 20 years, 291 days old. 	CB 23
CB	25		XAVIEN HOWARD 6-1 198 BAYLOR <ul style="list-style-type: none"> LAST GAME: vs. KC (12/13): 1 tackle, 1 INT, 1 PD. His 9 INTs this season are 2nd-most in Dolphins history and most by an NFL player since 2012 (Charles Tillman). His 21 INTs since 2017 are the most in the NFL in that span. 2018 Pro Bowl selection. 		NIK NEEDHAM 6-0 193 <ul style="list-style-type: none"> His 53 tackles this season are 4th on team. Recorded INTs in back-to-back games in Weeks 12 and 13. His 11 passes defended in 2019 were 2nd among all NFL rookies. Undrafted rookie free agent in 2019. 	CB 40
S	21		ERIC ROWE 6-1 205 UTAH <ul style="list-style-type: none"> LAST GAME: vs. KC (12/13): 7 tackles (6 solo), 1 INT, 2 PDs. His 11 passes defended are a career-high, 2nd in the NFL among safeties and tied for 12th in the NFL among all players. Transitioned from CB to S during the 2019 season. Signed by the Dolphins on March 14, 2019. 		BRANDON JONES 6-0 191 <ul style="list-style-type: none"> 49 tackles (33 solo), 1 sack and 1 pass defended. 3-year starter (2017-19) at Texas. 3rd-round pick (70th overall) in the 2020 draft. 	S 29
S	28		BOBBY MCCAIN 5-11 192 MEMPHIS <ul style="list-style-type: none"> LAST GAME: vs. KC (12/13): 2 solo tackles. Has played in more games with the Dolphins (84) than any player on the roster. Transitioned from CB to S in 2019 offseason. Serves as a season-long team captain. 		KAVON FRAZIER 6-0 220 <ul style="list-style-type: none"> Played just 4 games for Dallas in 2019 before suffering a season-ending injury. 56 career games played. Serves as a season-long team captain. Signed by Miami on April 27, 2020. 	S 35



2020 MIAMI DOLPHINS TRANSACTIONS

*as of Dec. 14, 2020

DATE	POS.	PLAYER/COACH	TRANSACTION
Dec. 31	LB	Jake Carllock	Signed to futures contract
Dec. 31	LB	Terrill Hanks	Signed to futures contract
Dec. 31	WR	Andy Jones	Signed to futures contract
Dec. 31	TE	Chris Myarick	Signed to futures contract
Dec. 31	T	Chidi Okeke	Signed to futures contract
Dec. 31	G	Duval Queiroz Neto	Signed to futures contract
Dec. 31	WR	T.J. Rahming	Signed to futures contract
Dec. 31	WR	Terry Wright	Signed to futures contract
Jan. 3	CB	Rashard Causey	Signed to futures contract
Jan. 6	QB	Jake Rudock	Signed to futures contract
Jan. 20		Josh Boyer	Promoted to Defensive Coordinator
Jan. 20		Chan Gailey	Named Offensive Coordinator
Jan. 20		Robby Brown	Named Quarterbacks Coach
Jan. 20		Austin Clark	Named Outside Linebackers Coach
Jan. 20		Curt Kuntz	Named Assistant Defensive Backs Coach
Jan. 20		Steve Marshall	Named Offensive Line Coach
Jan. 28	WR	Ricardo Louis	Signed Contract Extension
Feb. 19	TE	Michael Roberts	Signed as FA
Feb. 20		Gerald Alexander	Named Defensive Backs Coach
Feb. 20		Anthony Campanile	Named Linebackers Coach
Feb. 20		Lemuel Jeanpierre	Named Assistant Offensive Line Coach
Feb. 20		Karl Dorrell	Promoted to Assistant Head Coach/Wide Receivers
Feb. 20		Josh Grizzard	Promoted to Assistant Wide Receivers Coach
Feb. 20		Rob Leonard	Moved to Assistant Defensive Line Coach
March 10		Josh Grizzard	Promoted to Wide Receivers Coach
March 10		Kolby Smith	Named Quality Control Coach
March 12	WR	Isaiah Ford	Placed Exclusive Rights Tender
March 12	LB	Trent Harris	Placed Exclusive Rights Tender
March 12	DT	Zach Sieler	Placed Exclusive Rights Tender
March 16	LB	Vince Biegel	Placed Original Round Restricted Free Agent Tender
March 16	P	Matt Haack	Placed Original Round Restricted Free Agent Tender
March 18	S	Reshad Jones	Released
March 18	C/G	Evan Brown	Waived
March 18	CB	Rashard Causey	Waived
March 18	T	Chidi Okeke	Waived
March 18	WR	T.J. Rahming	Waived
March 18	LB	Mike Hull	Released/Failed Physical
March 18	DT	Kendrick Norton	Waived/Non-Football Injury
March 21	S	Adrian Colbert	Re-signed
March 21	S	Clayton Fejedelem	Signed as UFA (Gen.)
March 21	G	Ereck Flowers	Signed as UFA (Was.)
March 21	LB	Kamu Grugier-Hill	Signed as UFA (Phi.)
March 21	RB	Jordan Howard	Signed as UFA (Phi.)
March 21	CB	Byron Jones	Signed as UFA (Dal.)
March 21	C	Ted Karras	Signed as UFA (NE)
March 21	DE	Shaq Lawson	Signed as UFA (Buf.)
March 21	DE	Emmanuel Ogbah	Signed as UFA (KC)
March 21	LB	Elandon Roberts	Signed as UFA (NE)
March 21	LB	Kyle Van Noy	Signed as UFA (NE)
April 1	P	Matt Haack	Signed Restricted Free Agent Tender
April 6	LB	Vince Biegel	Signed Restricted Free Agent Tender
April 17	WR	Isaiah Ford	Signed Exclusive Rights Free Agent Tender
April 17	DT	Zach Sieler	Signed Exclusive Rights Free Agent Tender
April 18	LB	Jake Carllock	Waived
April 18	LB	Jamal Davis II	Waived
April 18	WR	Andy Jones	Waived
April 18	CB	Linden Stephens	Waived
April 18	DT	Gerald Willie	Waived
April 18	WR	Terry Wright	Waived
April 21	DE	Jonathan Ledbetter	Waived/Non-Football Injury
April 22	LB	Trent Harris	Signed Exclusive Rights Free Agent Tender
April 23	QB	Tua Tagovailoa	Selected in NFL draft – D1a, '20
April 23	T	Austin Jackson	Selected in NFL draft – D1b, '20
April 23	CB	Noah Igbinoghene	Selected in NFL draft – D1c, '20
April 24	G/T	Robert Hunt	Selected in NFL draft – D2a, '20
April 24	DT	Raekwon Davis	Selected in NFL draft – D2b, '20
April 24	S	Brandon Jones	Selected in NFL draft – D3, '20
April 25	G	Solomon Kindley	Selected in NFL draft – D4, '20
April 25	RB	Matt Breida	Acquired by Miami in trade (SF)
April 25	DE	Jason Strowbridge	Selected in NFL draft – D5a, '20
April 25	DE	Curtis Weaver	Selected in NFL draft – D5b, '20
April 25	LS	Blake Ferguson	Selected in NFL draft – D6, '20

DATE	POS.	PLAYER/COACH	TRANSACTION
April 25	RB/WR	Malcolm Perry	Selected in NFL draft – D7, '20
April 26	LB	Terrill Hanks	Waived
April 26	S	Montre Hartage	Waived
April 26	LS	Taylor Pepper	Waived
April 26	RB	Samaje Perine	Waived
April 27	S	Kavon Frazier	Signed as UFA (Dal.)
April 29	WR	Matt Cole	Signed as undrafted college FA
April 29	T	Jonathan Hubbard	Signed as undrafted college FA
April 29	LB	Kylan Johnson	Signed as undrafted college FA
April 29	DT	Benito Jones	Signed as undrafted college FA
April 29	T	Nick Kaltmayer	Signed as undrafted college FA
April 29	DT	Ray Lima	Signed as undrafted college FA
April 29	WR	Kirk Merritt	Signed as undrafted college FA
April 29	DE	Tyshun Render	Signed as undrafted college FA
April 29	C	Donell Stanley	Signed as undrafted college FA
April 29	TE	Bryce Sterk	Signed as undrafted college FA
April 30	DE	Taco Charlton	Waived
April 30	DE	Charles Harris	Traded (Ail.)
May 5	WR	Albert Wilson	Restructured Contract
May 6	G	Solomon Kindley	Signed (D4, '20)
May 7	DE	Jason Strowbridge	Signed (D5a, '20)
May 12	QB	Tua Tagovailoa	Signed (D1a, '20)
May 12	DT	Raekwon Davis	Signed (D2b, '20)
May 12	DE	Curtis Weaver	Signed (D5b, '20)
May 12	LS	Blake Ferguson	Signed (D6, '20)
May 13	S	Brandon Jones	Signed (D3, '20)
May 16	RB	De Lance Turner	Waived
June 2	RB/WR	Malcolm Perry	Signed (D7, '20)
June 12	T	Austin Jackson	Signed (D1b, '20)
July 21	CB	Noah Igbinoghene	Signed (D1c, '20)
July 22	G/T	Robert Hunt	Signed (D2a, '20)
July 23	DT	Ray Lima	Waived
July 25	WR	Ricardo Louis	Released
July 25	QB	Jake Rudock	Waived
July 26	LB	Trent Harris	Waived
July 26	DE	Avery Moss	Waived
July 26	TE	Adam Shaheen	Acquired by Miami in trade (Chi.)
July 27	CB	Javaris Davis	Acquired off waivers (KC)
July 27	TE	Michael Roberts	Waived
July 27	LS	Blake Ferguson	Placed on Reserve/COVID-19 List
July 27	DT	Benito Jones	Placed on Reserve/COVID-19 List
July 27	CB	Cordrea Tankersley	Placed on Reserve/COVID-19 List
July 28	CB	Xavier Howard	Placed on Reserve/COVID-19 List
July 28	LB	Calvin Munson	Placed on Active/Non-Football Injury List
July 29	DT	Ray Smith	Acquired off waivers (SF)
July 29	CB	Ryan Lewis	Waived
July 29	DT	Benito Jones	Activated off Reserve/COVID-19 List
July 31	LB	Jerome Baker	Placed on Reserve/COVID-19 List
July 31	DT	Zach Sieler	Placed on Reserve/COVID-19 List
Aug. 1	LS	Rex Sunahara	Signed as FA
Aug. 2	G	Ereck Flowers	Placed on Reserve/COVID-19 List
Aug. 2	LS	Blake Ferguson	Activated off Reserve/COVID-19 List
Aug. 3	CB	Picasso Nelson	Acquired off waivers (Ind.)
Aug. 3	LB	Jerome Baker	Activated off Reserve/COVID-19 List
Aug. 3	RB/WR	Malcolm Perry	Placed on Reserve/COVID-19 List
Aug. 4	WR	Allen Hurns	Placed on Reserve/Opt-Out List
Aug. 4	CB	Cordrea Tankersley	Activated off Reserve/COVID-19 List
Aug. 4	CB	Cordrea Tankersley	Waived
Aug. 4	LS	Rex Sunahara	Waived
Aug. 5	WR	Albert Wilson	Placed on Reserve/Opt-Out List
Aug. 5	DT	Davon Godchaux	Placed on Reserve/COVID-19 List
Aug. 6	CB	Javaris Davis	Waived/Non-Football Injury
Aug. 6	RB/WR	Malcolm Perry	Activated off Reserve/COVID-19 List
Aug. 6	DT	Zach Sieler	Activated off Reserve/COVID-19 List
Aug. 6	DT	Raekwon Davis	Placed on Reserve/COVID-19 List
Aug. 6	DT	Benito Jones	Placed on Reserve/COVID-19 List
Aug. 6	S	Brandon Jones	Placed on Reserve/COVID-19 List
Aug. 6	G	Solomon Kindley	Placed on Reserve/COVID-19 List
Aug. 6	DE	Shaq Lawson	Placed on Reserve/COVID-19 List
Aug. 6	WR	Kirk Merritt	Placed on Reserve/COVID-19 List
Aug. 7	DT	Davon Godchaux	Activated off Reserve/COVID-19 List
Aug. 7	S	Brandon Jones	Activated off Reserve/COVID-19 List
Aug. 7	DE	Shaq Lawson	Activated off Reserve/COVID-19 List
Aug. 8	WR	Ricardo Louis	Signed as FA
Aug. 8	DT	Ray Smith	Placed on the Reserve/Retired List
Aug. 8	DT	Raekwon Davis	Activated off Reserve/COVID-19 List
Aug. 8	DT	Benito Jones	Activated off Reserve/COVID-19 List
Aug. 8	G	Solomon Kindley	Activated off Reserve/COVID-19 List
Aug. 8	WR	Kirk Merritt	Activated off Reserve/COVID-19 List
Aug. 9	WR	Chester Rogers	Signed as FA



2020 MIAMI DOLPHINS TRANSACTIONS

*as of Dec. 14, 2020

DATE	POS.	PLAYER/COACH	TRANSACTION	DATE	POS.	PLAYER/COACH	TRANSACTION
Aug. 9	LB	Calvin Munson	Activated off Active/Non-Football Injury List	Sept. 16	C	Tyler Gauthier	Signed to practice squad
Aug. 10	TE	Nate Wieting	Acquired off waivers (Cle.)	Sept. 24	CB	Tae Hayes	Elevated to the active roster
Aug. 11	CB	Xavien Howard	Placed on Reserve/COVID-19 List	Oct. 3	CB	Javaris Davis	Released from practice squad
Aug. 12	DT	Brandin Bryant	Signed as FA	Oct. 3	QB	Jake Rudock	Signed to practice squad
Aug. 12	CB	Breon Borders	Acquired off waivers (Pit.)	Oct. 5	QB	Jake Rudock	Released from practice squad
Aug. 13	CB	Destricks Nichols	Signed as FA	Oct. 5	CB	Javaris Davis	Signed to practice squad
Aug. 13	S	Steven Parker	Waived	Oct. 9	RB	Salvon Ahmed	Promoted to active roster
Aug. 13	TE	Bryce Sterk	Waived	Oct. 10	DE	Austin Jackson	Placed on Injured Reserve
Aug. 15	DT	Brandin Bryant	Placed on Reserve/COVID-19 List	Oct. 10	DE	Tyshun Render	Elevated to the active roster
Aug. 15	G	Ereck Flowers	Activated off Reserve/COVID-19 List	Oct. 15	CB	Tino Ellis	Signed to practice squad
Aug. 15	S	Jeremiah Dinson	Acquired off waivers (Det.)	Oct. 16	DT	Davon Godchaux	Placed on Injured Reserve
Aug. 16	S	Adrian Colbert	Waived	Oct. 17	DT	Benito Jones	Elevated to the active roster
Aug. 16	T	Nick Kaltmayer	Waived	Oct. 28	TE	Adam Shaheen	Signed Contract Extension
Aug. 16	DT	Brandin Bryant	Activated off Reserve/COVID-19 List	Oct. 31	CB	Tae Hayes	Elevated to the active roster
Aug. 19	LB	Vince Biegel	Placed on Injured Reserve	Oct. 31	DT	Benito Jones	Elevated to the active roster
Aug. 19	LB	Sam Eguavoen	Placed on Reserve/COVID-19 List	Nov. 2	CB	Cordrea Tankersley	Released from practice squad
Aug. 20	LB	Sam Eguavoen	Activated off Reserve/COVID-19 List	Nov. 2	WR	Antonio Callaway	Removed from Reserve/Suspended List
Aug. 22	S	Nate Holley	Signed as FA	Nov. 3	RB	DeAndre Washington	Acquired by Miami in trade (KC)
Aug. 24	DE	Curtis Weaver	Waived/Injured	Nov. 3	WR	Isaiah Ford	Traded (NE)
Aug. 25	LB	Trent Harris	Signed as FA	Nov. 4	T	Austin Jackson	Designated to return from Injured Reserve
Aug. 26	RB	Salvon Ahmed	Acquired off waivers (SF)	Nov. 5	RB	Myles Gaskin	Placed on Injured Reserve
Aug. 27	RB	Kalen Ballage	Traded (NYJ)	Nov. 5	LS	Matt Orzech	Released from practice squad
Aug. 27	CB	Xavien Howard	Activated off Reserve/COVID-19 and Active/Physically Unable to Perform Lists	Nov. 6	WR	Lynn Bowden Jr.	Placed on Reserve/COVID-19 List
Aug. 27	DE	Avery Moss	Signed as FA	Nov. 7	T	Austin Jackson	Activated off Injured Reserve
Aug. 27	CB	Picasso Nelson Jr.	Waived	Nov. 7	WR	Kirk Merritt	Elevated to the active roster (COVID-19 replacement)
Aug. 27	C	Donell Stanley	Waived	Nov. 11	LB	Donald Payne	Signed to practice squad
Aug. 29	LB	Raekwon McMillan	Traded (LV)	Nov. 11	WR	Preston Williams	Placed on Injured Reserve
Aug. 30	RB	Kalen Ballage	Trade with NYJ reverted	Nov. 12	WR	Lynn Bowden Jr.	Activated off Reserve/COVID-19 List
Aug. 31	LB	James Crawford	Waived	Nov. 12	WR	Matt Cole	Placed on Reserve/COVID-19 List
Aug. 31	WR	Andy Jones	Signed as FA	Nov. 12	LB	Kyle Van Noy	Placed on Reserve/COVID-19 List
Sept. 1	S	Jeremiah Dinson	Waived	Nov. 12	DT	Christian Wilkins	Placed on Reserve/COVID-19 List
Sept. 1	CB	Destricks Nichols	Waived	Nov. 12	DT	Benito Jones	Elevated to the active roster (COVID-19 replacement)
Sept. 1	WR	Ricardo Louis	Released	Nov. 13	TE	Chris Myarick	Elevated to the active roster (COVID-19 replacement)
Sept. 2	WR	Chester Rogers	Released	Nov. 14	LB	Kyle Van Noy	Activated off Reserve/COVID-19 List
Sept. 5	RB	Salvon Ahmed	Waived	Nov. 14	WR	Antonio Callaway	Elevated to the active roster
Sept. 5	CB	Breon Borders	Waived	Nov. 16	RB	Jordan Howard	Waived
Sept. 5	DT	Brandin Bryant	Waived	Nov. 16	LS	Rex Sunahara	Signed to practice squad
Sept. 5	G	Shaq Calhoun	Waived	Nov. 16	DT	Zach Sieler	Signed Contract Extension
Sept. 5	WR	Matt Cole	Waived	Nov. 18	WR	Antonio Callaway	Promoted to active roster
Sept. 5	LB	Trent Harris	Waived	Nov. 18	DT	Benito Jones	Elevated to the active roster (COVID-19 replacement)
Sept. 5	CB	Tae Hayes	Waived	Nov. 18	LB	Kylan Johnson	Removed from Practice Squad/Injured List
Sept. 5	S	Nate Holley	Waived	Nov. 18	WR	Andre Patton	Signed to practice squad
Sept. 5	T	Jonathan Hubbard	Waived	Nov. 21	TE	Chris Myarick	Elevated to the active roster
Sept. 5	G	Danny Isidora	Waived	Nov. 23	CB	Tae Hayes	Released from practice squad
Sept. 5	WR	Gary Jennings	Waived	Nov. 23	LB	Donald Payne	Released from practice squad
Sept. 5	LB	Kylan Johnson	Waived	Nov. 23	G/T	Jesse Davis	Placed on Reserve/COVID-19 List
Sept. 5	WR	Andy Jones	Waived	Nov. 24	DT	Benito Jones	Elevated to the active roster (COVID-19 replacement)
Sept. 5	DT	Benito Jones	Waived	Nov. 25	DT	Christian Wilkins	Activated off Reserve/COVID-19 List
Sept. 5	WR	Kirk Merritt	Waived	Nov. 25	RB	Myles Gaskin	Designated to return from Injured Reserve
Sept. 5	TE	Chris Myarick	Waived	Nov. 26	G/T	Jesse Davis	Activated off Reserve/COVID-19 List
Sept. 5	G	Duval Queiroz Neto	Waived	Nov. 26	WR	Matt Cole	Activated off Reserve/COVID-19 List (Restored to Practice Squad)
Sept. 5	DE	Tyshun Render	Waived	Nov. 28	QB	Reid Sinnett	Elevated to the active roster
Sept. 5	QB	Josh Rosen	Waived	Dec. 2	DT	Benito Jones	Promoted to active roster
Sept. 5	G	Keaton Sutherland	Waived	Dec. 2	CB	Akeem King	Signed to practice squad
Sept. 5	CB	Ken Webster	Waived	Dec. 4	RB	Matt Breida	Placed on Reserve/COVID-19 List
Sept. 5	TE	Nate Wieting	Waived	Dec. 5	RB	Myles Gaskin	Activated off Injured Reserve
Sept. 5	DB	Nate Brooks	Waived/Injured	Dec. 5	S	Nate Holley	Elevated to the active roster (COVID-19 replacement)
Sept. 5	RB	Kalen Ballage	Waived/Injury Settlement	Dec. 9	CB	Jamal Perry	Placed on Reserve/COVID-19 List
Sept. 5	WR	Lynn Bowden Jr.	Acquired by Miami in trade (LV)	Dec. 9	S	Nate Holley	Elevated to the active roster (COVID-19 replacement)
Sept. 6	RB	Salvon Ahmed	Signed to practice squad	Dec. 9	RB	Elijah McGuire	Signed to practice squad
Sept. 6	WR	Antonio Callaway	Signed to practice squad	Dec. 12	RB	Myles Gaskin	Placed on Reserve/COVID-19 List
Sept. 6	DE	Nick Coe	Signed to practice squad	Dec. 12	TE	Chris Myarick	Elevated to the active roster (COVID-19 replacement)
Sept. 6	S	Brian Cole	Signed to practice squad	Dec. 12	DE	Tyshun Render	Elevated to the active roster (COVID-19 replacement)
Sept. 6	WR	Matt Cole	Signed to practice squad	Dec. 12	RB	Elijah McGuire	Elevated to the active roster (COVID-19 replacement)
Sept. 6	CB	Javaris Davis	Signed to practice squad	Dec. 14	WR	Isaiah Ford	Signed to the practice squad
Sept. 6	CB	Tae Hayes	Signed to practice squad	Dec. 14	RB	Elijah McGuire	Released from practice squad
Sept. 6	S	Nate Holley	Signed to practice squad	Dec. 14	WR	Andre Patton	Released from practice squad
Sept. 6	T	Jonathan Hubbard	Signed to practice squad				
Sept. 6	LB	Kylan Johnson	Signed to practice squad				
Sept. 6	DT	Benito Jones	Signed to practice squad				
Sept. 6	WR	Kirk Merritt	Signed to practice squad				
Sept. 6	TE	Chris Myarick	Signed to practice squad				
Sept. 6	G	Duval Queiroz Neto	Signed a international practice player (IPP)				
Sept. 6	DE	Tyshun Render	Signed to practice squad				
Sept. 6	QB	Jake Rudock	Signed to practice squad				
Sept. 6	CB	Ken Webster	Signed to practice squad				
Sept. 6	WR	Antonio Callaway	Placed on Reserve/Suspended List				
Sept. 10	LS	Matt Orzech	Signed to practice squad				
Sept. 14	QB	Jake Rudock	Released from practice squad				
Sept. 14	LB	Kylan Johnson	Placed on the Practice Squad/Injured List				
Sept. 14	QB	Reid Sinnett	Signed to practice squad				
Sept. 15	CB	Ken Webster	Released from practice squad				
Sept. 16	CB	Cordrea Tankersley	Signed to practice squad				



2020 MIAMI DOLPHINS NUMERICAL ROSTER

*as of Dec. 14, 2020

NO.	NAME	POS.	HT.	WT.	BIRTHDATE	EXP.	COLLEGE	HOMETOWN	HOW ACQ.
1	Tua Tagovailoa	QB	6-0	217	3/2/98	R	Alabama '20	Ewa Beach, Hawaii	D1a, '20
2	Matt Haack	P	6-0	205	7/25/94	4	Arizona State '17	West Des Moines, Iowa	FA, '17
7	Jason Sanders	K	5-11	195	11/16/95	3	New Mexico '18	Orange, Calif.	D7b, '18
10	Malcolm Perry	RB/WR	5-10	175	4/19/97	R	Navy '20	Clarksville, Tenn.	D7, '20
11	DeVante Parker	WR	6-3	211	1/20/93	6	Louisville '15	Louisville, Ky.	D1, '15
14	Ryan Fitzpatrick	QB	6-2	228	11/24/82	16	Harvard '05	Gilbert, Ariz.	UFA, '19 (TB)
15	Lynn Bowden Jr.	WR	5-11	204	10/14/97	R	Kentucky '20	Youngstown, Ohio	T, '20 (LV)
16	Antonio Callaway	WR	5-11	200	1/9/97	3	Florida '18	Miami, Fla.	FA, '20
19	Jakeem Grant	WR	5-7	171	10/30/92	5	Texas Tech '16	Dallas, Texas	D6a, '16
21	Eric Rowe	S	6-1	205	10/3/92	6	Utah '15	Spring, Texas	UFA, '19 (NE)
23	Noah Igbinoghene	CB	5-11	197	11/27/99	R	Auburn '20	Trussville, Ala.	D1c, '20
24	Byron Jones	CB	6-1	194	9/26/92	6	Connecticut '15	New Britain, Conn.	UFA, '20 (Dal.)
25	Xavien Howard	CB	6-1	198	7/4/93	5	Baylor '16	Houston, Texas	D2, '16
26	Salvon Ahmed	RB	5-11	197	12/30/98	R	Washington '20	Kirkland, Wash.	Wai, '20 (SF)
27	Chandler Cox	FB	6-1	240	7/29/96	2	Auburn '19	Apopka, Fla.	D7a, '19
28	Bobby McCain	S	5-11	192	8/18/93	6	Memphis '15	Oxford, Ala.	D5a, '15
29	Brandon Jones	S	6-0	191	4/2/98	R	Texas '20	Nacogdoches, Texas	D3, '20
31	DeAndre Washington	RB	5-8	210	2/22/93	5	Texas Tech '16	Missouri City, Texas	T, '20 (KC)
32	Patrick Laird	RB	6-0	197	8/17/95	2	California '19	Arroyo Grande, Calif.	FA, '19
35	Kavon Frazier	S	6-0	220	8/11/94	5	Central Michigan '16	Grand Rapids, Mich.	UFA, '20 (Dal.)
40	Nik Needham	CB	6-0	193	11/4/96	2	UTEP '19	Buena Park, Calif.	FA, '19
42	Clayton Fejedelem	S	6-0	205	6/26/93	5	Illinois '16	Lemont, Ill.	UFA, '20 (Cin.)
43	Andrew Van Ginkel	LB	6-4	242	7/1/95	2	Wisconsin '19	Rock Valley, Iowa	D5, '19
44	Elandon Roberts	LB	6-0	238	4/22/94	5	Houston '16	Port Arthur, Texas	UFA, '20 (NE)
48	Calvin Munson	LB	6-1	228	12/27/94	2	San Diego State '17	St. Charles, Mo.	FA, '19
49	Sam Eguavoen	LB	6-0	236	2/22/93	2	Texas Tech '15	Garland, Texas	FA, '19
50	Blake Ferguson	LS	6-3	231	4/21/97	R	LSU '20	Smyrna, Ga.	D6, '20
51	Kamu Grugier-Hill	LB	6-2	223	5/16/94	5	Eastern Illinois '16	Papakolea, Hawaii	UFA, '20 (Phi.)
53	Kyle Van Noy	LB	6-3	250	3/26/91	7	BYU '14	Reno, Nev.	UFA, '20 (NE)
54	Jerome Baker	LB	6-2	225	12/26/96	3	Ohio State '18	Cleveland, Ohio	D3, '18
58	Jason Strowbridge	DE	6-5	273	9/10/96	R	North Carolina '20	Deerfield Beach, Fla.	D5a, '20
63	Michael Deiter	C/G	6-6	310	9/3/96	2	Wisconsin '19	Curitiba, Ohio	D3, '19
66	Solomon Kindley	G	6-4	339	7/31/97	R	Georgia '20	Jacksonville, Fla.	D4, '20
67	Ted Karras	C	6-4	314	3/15/93	5	Illinois '16	Indianapolis, Ind.	UFA, '20 (NE)
68	Robert Hunt	G/T	6-6	323	8/25/96	R	Louisiana-Lafayette '20	Burkeville, Texas	D2a, '20
70	Juliën Davenport	T	6-7	313	1/9/95	4	Bucknell '17	Paulsboro, N.J.	T, '19 (Hou.)
73	Austin Jackson	T	6-5	325	8/11/99	R	USC '20	Phoenix, Ariz.	D1b, '20
75	Ereck Flowers	G	6-6	343	4/25/94	4	Miami (FL) '15	Miami, Fla.	UFA, '20 (Was.)
77	Jesse Davis	G/T	6-6	310	9/15/91	4	Idaho '15	Asotin, Wash.	FA, '17
78	Adam Pankey	T	6-5	306	2/2/94	3	West Virginia '17	Hamilton, Ohio	Wai, '19 (GB)
80	Adam Shaheen	TE	6-7	257	10/24/94	4	Ashland '17	Sanbury, Ohio	T, '20 (Chi.)
81	Durham Smythe	TE	6-6	260	8/9/95	3	Notre Dame '18	Belton, Texas	D4a, '18
86	Mack Hollins	WR	6-4	221	9/16/93	4	North Carolina '17	Rockville, Md.	Wai, '19 (Phi.)
88	Mike Gesicki	TE	6-6	250	10/3/95	3	Penn State '18	Manahawkin, N.J.	D2, '18
90	Shaq Lawson	DE	6-3	267	6/17/94	5	Clemson '16	Central, S.C.	UFA, '20 (Buf.)
91	Emmanuel Ogbah	DE	6-4	275	1/16/93	5	Oklahoma State '16	Houston, Texas	UFA, '20 (KC)
92	Zach Sieler	DT	6-6	297	9/7/95	3	Ferris State '18	Pinkney, Mich.	Wai, '19 (Bal.)
94	Christian Wilkins	DT	6-4	315	12/20/95	2	Clemson '19	Springfield, Mass.	D1, '19
95	Benito Jones	DT	6-1	316	11/27/97	R	Mississippi '20	Waynesboro, Miss.	FA, '20
98	Raekwon Davis	DT	6-7	330	6/10/97	R	Alabama '20	Meridian, Miss.	D2b, '20

PRACTICE SQUAD

17	Reid Sinnett	QB	6-4	225	2/5/97	R	San Diego '20	Johnston, Iowa	FA, '20
36	Nate Holley	S	6-0	210	12/5/94	1	Kent State '17	Toledo, Ohio	FA, '20
38	Javaris Davis	CB	5-8	183	12/26/96	R	Auburn '20	Jacksonville, Fla.	Wai, '20 (KC)
41	Brian Cole	S	6-2	205	4/3/97	R	Mississippi St. '20	Saginaw, Mich.	FA, '20
45	Tino Ellis	CB	6-1	195	10/15/97	R	Maryland '20	Reisterstown, Md.	FA, '20
46	Akeem King	CB	6-1	215	8/29/92	5	San Jose State '15	Nipomo, Calif.	FA, '20
52	Tyshun Render	DE	6-4	248	3/28/97	R	Middle Tenn. St. '20	Newnan, Ga.	FA, '20
59	Kylan Johnson	LB	6-2	230	12/23/96	R	Pittsburgh '20	Dallas, Texas	FA, '20
60	Rex Sunahara	LS	6-6	242	10/9/96	R	West Virginia '20	Bay Village, Ohio	FA, '20
69	Duralval Queiroz Neto	DT	6-4	330	8/27/92	1	None	Diamantino, Brazil	FA, '19 (PPP)*
71	Jonathan Hubbard	T	6-5	305	8/17/97	R	Northwestern St. '20	Kilgore, Texas	FA, '20
74	Tyler Gauthier	C	6-5	305	6/29/97	1	Miami (FL) '19	Venice, Fla.	FA, '20
82	Matt Cole	WR	5-10	197	11/7/96	R	McKendree '20	Chicago, Ill.	FA, '20
83	Kirk Merritt	WR	6-0	214	1/5/97	R	Arkansas State '20	Destrehan, La.	FA, '20
85	Chris Myarick	TE	6-5	261	10/6/95	1	Temple '19	Elkins Park, Pa.	FA, '19
87	Isaiah Ford	WR	6-2	201	2/9/96	3	Virginia Tech '17	Jacksonville, Fla.	FA, '20
97	Nick Coe	DE	6-5	291	8/12/97	R	Auburn '20	Asheboro, N.C.	FA, '20

* international player practice squad exemption

RESERVE/INJURED

18	Preston Williams	WR	6-5	218	3/27/97	2	Colorado State '19	Lovejoy, Ga.	FA, '19
47	Vince Biegel	LB	6-3	246	7/12/93	4	Wisconsin '17	Wisconsin Rapids, Wis.	T, '19 (NO)
56	Davon Godchaux	DT	6-3	311	11/11/94	4	LSU '17	Plaquemine, La.	DSb, '17

RESERVE/COVID-19

22	Matt Breida	RB	5-10	194	2/28/95	4	Georgia Southern '17	Brooksville, Fla.	T, '20 (SF)
33	Jamal Perry	CB	5-10	189	10/23/94	2	Iowa State '17	Houston, Texas	FA, '19
37	Myles Gaskin	RB	5-10	194	2/15/97	2	Washington '19	Lynnwood, Wash.	D7b, '19

RESERVE/NON-FOOTBALL INJURY

4	Jonathan Ledbetter	DE	6-4	264	9/12/97	2	Georgia '19	Tucker, Ga.	FA, '19
---	--------------------	----	-----	-----	---------	---	-------------	-------------	---------

RESERVE/OPT-OUT

15	Albert Wilson	WR	5-9	195	7/12/92	7	Georgia State '14	Fort Pierce, Fla.	UFA, '18 (KC)
17	Allen Hurns	WR	6-3	195	11/12/91	7	Miami (FL) '14	Miami, Fla.	FA, '19



2020 MIAMI DOLPHINS ALPHABETICAL ROSTER

*as of Dec. 14, 2020

NO.	NAME	POS.	HT.	WT.	BIRTHDATE	EXP.	COLLEGE	HOMETOWN	HOW ACQ.
26	Ahmed, Salvon	RB	5-11	197	12/30/98	R	Washington '20	Kirkland, Wash.	Wai., '20 (SF)
55	Baker, Jerome	LB	6-2	225	12/25/96	3	Ohio State '18	Cleveland, Ohio	D3, '18
15	Bowden Jr., Lynn	WR	5-11	204	10/14/97	R	Kentucky '20	Youngstown, Ohio	T, '20 (LV)
16	Callaway, Antonio	WR	5-11	200	1/9/97	3	Florida '18	Miami, Fla.	FA, '20
27	Cox, Chandler	FB	6-1	240	7/29/96	2	Auburn '19	Apopka, Fla.	D7a, '19
70	Davenport, Juliën	T	6-7	313	1/9/95	4	Bucknell '17	Paulsboro, N.J.	T, '19 (Hou.)
77	Davis, Jesse	G/T	6-6	310	9/15/91	5	Idaho '15	Asotin, Wash.	FA, '17
98	Davis, Raskwon	DT	6-7	330	6/10/97	R	Alabama '20	Meridian, Miss.	D2b, '20
63	Deiter, Michael	C/G	6-6	310	9/3/96	2	Wisconsin '19	Curtice, Ohio	D3, '19
49	Eguavoen, Sam	LB	6-0	236	2/22/93	2	Texas Tech '15	Garland, Texas	FA, '19
42	Fejedelem, Clayton	S	6-0	205	6/2/93	5	Illinois '16	Lemont, Ill.	UFA, '20 (Cin.)
50	Ferguson, Blake	LS	6-3	231	4/21/97	R	LSU '20	Smyrna, Ga.	D6, '20
14	Fitzpatrick, Ryan	QB	6-2	228	11/24/92	16	Harvard '05	Gilbert, Ariz.	FA, '19 (TB)
75	Flowers, Ereck	G	6-6	343	4/25/94	6	Miami (FL) '15	Miami, Fla.	UFA, '20 (Was.)
35	Frazier, Kavon	S	6-0	220	8/11/94	5	Central Michigan '16	Grand Rapids, Mich.	UFA, '20 (Dal.)
88	Gesicki, Mike	TE	6-6	250	10/3/95	3	Penn State '18	Manahawkin, N.J.	D2, '18
19	Grant Sr., Jakeem	WR	5-7	171	10/30/92	5	Texas Tech '16	Dallas, Texas	D6a, '16
51	Grugier-Hill, Kamu	LB	6-2	223	5/16/94	5	Eastern Illinois '16	Papakolea, Hawaii	UFA, '20 (Phi.)
2	Haack, Matt	P	6-0	205	7/25/94	4	Arizona State '17	West Des Moines, Iowa	FA, '17
86	Hollins, Mack	WR	6-4	221	9/16/93	4	North Carolina '17	Rockville, Md.	Wai., '19 (Phi.)
25	Howard, Xavier	CB	6-1	198	7/4/93	5	Baylor '17	Houston, Texas	D2, '16
68	Hunt, Robert	G/T	6-3	323	8/2/96	6	Louisiana-Lafayette '20	Burkeville, Texas	D2a, '20
23	Igbinoche, Noah	CB	5-11	197	11/27/99	R	Auburn '20	Trussville, Ala.	D1c, '20
73	Jackson, Austin	T	6-5	325	8/11/99	R	USC '20	Phoenix, Ariz.	D1b, '20
95	Jones, Benito	DT	6-1	316	11/27/97	R	Mississippi '20	Waynesboro, Miss.	FA, '20
29	Jones, Brandon	S	6-0	191	4/2/98	R	Texas '20	Nacogdoches, Texas	D3, '20
24	Jones, Byron	CB	6-1	194	9/26/92	6	Connecticut '15	New Britain, Conn.	UFA, '20 (Dal.)
67	Karras, Ted	C	6-4	314	3/15/93	5	Illinois '16	Indianapolis, Ind.	UFA, '20 (NE)
33	Kendley, Solomon	G	6-4	339	7/31/97	R	Georgia '20	Jacksonville, Fla.	D4, '20
32	Laird, Patrick	RB	6-3	197	8/1/96	6	California '19	Arroyo Grande, Calif.	FA, '19
90	Lawson, Shaq	DE	6-3	267	6/17/94	5	Clemson '16	Central, S.C.	UFA, '20 (Buf.)
28	McCaïn, Bobby	S	5-11	192	8/18/93	6	Memphis '15	Oxford, Ala.	D5a, '15
48	Munson, Calvin	LB	6-1	228	12/27/94	2	San Diego State '17	St. Charles, Mo.	FA, '19
40	Needham, Nik	CB	6-0	193	11/4/96	2	UTEP '19	Buena Park, Calif.	FA, '19
91	Ogbah, Emmanuel	DE	6-4	275	11/6/93	5	Oklahoma State '16	Houston, Texas	UFA, '20 (KC)
78	Pankey, Adam	T	6-5	306	2/2/94	3	West Virginia '17	Hamilton, Ohio	Wai., '19 (GB)
11	Parker, DeVante	WR	6-3	211	1/20/93	6	Louisville '15	Louisville, Ky.	D1, '15
10	Perry, Malcolm	RB/WR	5-10	175	4/2/98	6	Navy '20	Clarksville, Tenn.	D1a, '20
44	Roberts, Eldandon	LB	6-0	238	4/22/94	5	Houston '16	Port Arthur, Texas	UFA, '20 (NE)
21	Rowe, Eric	S	6-1	205	10/3/92	6	Utah '15	Spring, Texas	UFA, '19 (NE)
7	Sanders, Jason	K	5-11	195	11/16/95	3	New Mexico '18	Orange, Calif.	D7b, '18
80	Shaheen, Adam	TE	6-7	257	10/24/94	4	Ashland '17	Sanbury, Ohio	T, '20 (Chi.)
92	Sieler, Zach	DT	6-6	297	9/7/95	3	Ferris State '18	Pinckney, Mich.	Wai., '19 (Bal.)
81	Smythe, Durham	TE	6-6	260	8/9/95	3	Notre Dame '18	Belton, Texas	D4a, '18
58	Strowbridge, Jason	DE	6-5	273	9/10/96	R	North Carolina '20	Deerfield Beach, Fla.	D5a, '20
1	Tagovailoa, Tua	QB	6-0	217	3/2/98	6	Alabama '19	Ewa Beach, Hawaii	D1c, '20
43	Van Ginkel, Andrew	LB	6-4	242	7/1/95	2	Wisconsin '19	Rock Valley, Iowa	D5, '19
53	Van Noy, Kyle	LB	6-3	250	3/26/91	7	BYU '14	Reno, Nev.	UFA, '20 (NE)
31	Washington, DeAndre	RB	5-8	210	2/22/93	5	Texas Tech '16	Missouri City, Texas	T, '20 (KC)
94	Wilkins, Christian	DT	6-4	315	12/20/95	2	Clemson '19	Springfield, Mass.	D1, '19

PRACTICE SQUAD

97	Coe, Nick	DE	6-5	291	8/12/97	R	Auburn '20	Asheboro, N.C.	FA, '20
41	Cole, Brian	S	6-2	205	4/3/97	R	Mississippi St. '20	Saginaw, Mich.	FA, '20
82	Cole, Matt	WR	5-10	197	11/7/96	R	McKenzie '20	Chicago, Ill.	FA, '20
38	Davis, Javaris	CB	5-8	183	12/26/96	R	Auburn '20	Jacksonville, Fla.	Wai., '20 (KC)
45	Ellis, Tino	CB	6-1	195	10/15/97	R	Maryland '20	Reisterstown, Md.	FA, '20
87	Ford, Isaiah	WR	6-2	201	2/9/96	3	Virginia Tech '17	Jacksonville, Fla.	FA, '20
74	Gauthier, Tyler	C	6-5	305	6/29/97	1	Miami (FL) '19	Venice, Fla.	FA, '20
36	Holley, Nate	S	6-0	210	12/5/94	1	Kent State '17	Toledo, Ohio	FA, '20
71	Hubbard, Jonathan	T	6-5	305	8/17/97	R	Northwestern St. '20	Kilgore, Texas	FA, '20
59	Johnson, Kylan	LB	6-2	230	1/23/96	R	Pittsburgh '20	Dallas, Texas	FA, '20
46	King, Akeem	CB	6-1	215	8/29/92	5	San Jose State '15	Nipomo, Calif.	FA, '20
83	Merritt, Kirk	WR	6-0	214	1/5/97	R	Arkansas State '20	Destrehan, La.	FA, '20
85	Myrick, Chris	TE	6-5	261	10/6/95	1	Temple '19	Elkins Park, Pa.	FA, '19
69	Queiroz Neto, Durval	G	6-4	330	8/27/92	1	None	Diamantino, Brazil	FA, '19 (IPP)*
52	Render, Tyshun	DE	6-4	248	3/28/97	R	Middle Tenn. St. '20	Newnan, Ga.	FA, '20
17	Sinnett, Reid	QB	6-4	225	2/5/97	R	San Diego '20	Johnston, Iowa	FA, '20
60	Sunahara, Rex	LS	6-6	242	10/9/96	R	West Virginia '20	Bay Village, Ohio	FA, '20

* international player practice squad exemption

RESERVE/INJURED

47	Biegel, Vince	LB	6-3	246	7/2/93	4	Wisconsin '17	Wisconsin Rapids, Wis.	T, '19 (NO)
56	Godchaux, Davon	DT	6-3	311	11/11/94	4	LSU '17	Plaquemine, La.	D5b, '17
18	Williams, Preston	WR	6-5	218	3/27/97	2	Colorado State '19	Lovejoy, Ga.	FA, '19

RESERVE/COVID-19

22	Breida, Matt	RB	5-10	194	2/28/95	4	Georgia Southern '17	Brooksville, Fla.	T, '20 (SF)
37	Gaskin, Myles	RB	5-10	194	2/15/97	2	Washington '19	Lynnwood, Wash.	D7b, '19
33	Perry, Jamal	CB	5-10	189	10/23/94	2	Iowa State '17	Houston, Texas	FA, '19

RESERVE/NON-FOOTBALL INJURY

4	Ledbetter, Jonathan	DE	6-4	264	9/12/97	2	Georgia '19	Tucker, Ga.	FA, '19
---	---------------------	----	-----	-----	---------	---	-------------	-------------	---------

RESERVE/OPT-OUT

17	Huns, Allen	WR	6-3	195	11/12/91	7	Miami (FL) '14	Miami, Fla.	FA, '19
15	Wilson, Albert	WR	5-9	195	7/12/92	7	Georgia State '14	Fort Pierce, Fla.	UFA, '18 (KC)



2020 MIAMI DOLPHINS POSITIONAL ROSTER

*as of Dec. 14, 2020

OFFENSE (24)

QUARTERBACKS (2)

NO	NAME	POS	HT	WT	EXP	COLLEGE
1	Tagovailoa, Tua	QB	6-0	217	R	Alabama '20
14	Fitzpatrick, Ryan	QB	6-2	228	16	Harvard '05

RUNNING BACKS (4)

NO	NAME	POS	HT	WT	EXP	COLLEGE
26	Ahmed, Salvon	RB	5-11	197	R	Washington '20
27	Cox, Chandler	FB	6-1	240	2	Auburn '19
31	Washington, DeAndre	RB	5-8	210	5	Texas Tech '16
32	Laird, Patrick	RB	6-0	197	2	California '19

WIDE RECEIVERS (6)

NO	NAME	POS	HT	WT	EXP	COLLEGE
10	Perry, Malcolm	RB/WR	5-10	175	R	Navy '20
11	Parker, DeVante	WR	6-3	211	6	Louisville '15
15	Bowden Jr., Lynn	WR	5-11	204	R	Kentucky '20
16	Callaway, Antonio	WR	5-11	200	3	Florida '18
19	Grant Sr., Jakeem	WR	5-7	171	5	Texas Tech '16
86	Hollins, Mack	WR	6-4	221	4	North Carolina '17

TIGHT ENDS (3)

NO	NAME	POS	HT	WT	EXP	COLLEGE
80	Shaheen, Adam	TE	6-7	257	4	Ashland '17
81	Smythe, Durham	TE	6-6	260	3	Notre Dame '18
88	Gesicki, Mike	TE	6-6	250	3	Penn State '18

OFFENSIVE LINEMEN (9)

NO	NAME	POS	HT	WT	EXP	COLLEGE
63	Deiter, Michael	C/G	6-6	310	2	Wisconsin '19
66	Kindley, Solomon	G	6-4	339	R	Georgia '20
67	Karras, Ted	C	6-4	314	5	Illinois '16
68	Hunt, Robert	G/T	6-6	323	R	Louisiana-Lafayette '20
70	Davenport, Juliën	T	6-7	313	4	Bucknell '17
73	Jackson, Austin	T	6-5	325	R	USC '20
75	Flowers, Ereck	G	6-6	343	6	Miami (FL) '15
77	Davis, Jesse	G/T	6-6	310	4	Idaho '15
78	Pankey, Adam	T	6-5	306	3	West Virginia '17

RESERVE/INJURED (3)

NO	NAME	POS	HT	WT	EXP	COLLEGE
18	Williams, Preston	WR	6-5	218	2	Colorado State '19
47	Biegel, Vince	LB	6-3	246	4	Wisconsin '17
56	Godchaux, Davon	DT	6-3	311	4	LSU '17

RESERVE/COVID-19 (3)

NO	NAME	POS	HT	WT	EXP	COLLEGE
22	Breida, Matt	RB	5-10	194	4	Georgia Southern '17
33	Perry, Jamal	CB	5-10	189	2	Iowa State '17
37	Gaskin, Myles	RB	5-10	194	2	Washington '19

RESERVE/NON-FOOTBALL INJURY (1)

NO	NAME	POS	HT	WT	EXP	COLLEGE
4	Ledbetter, Jonathan	DE	6-4	264	2	Georgia '19

RESERVE/OPT-OUT (2)

NO	NAME	POS	HT	WT	EXP	COLLEGE
15	Wilson, Albert	WR	5-9	195	7	Georgia State '14
17	Hurns, Allen	WR	6-3	195	7	Miami (FL) '14

DEFENSE (23)

DEFENSIVE LINEMEN (7)

NO	NAME	POS	HT	WT	EXP	COLLEGE
58	Strowbridge, Jason	DE	6-5	273	R	North Carolina '20
90	Lawson, Shaq	DE	6-3	267	5	Clemson '16
91	Ogbah, Emmanuel	DE	6-4	275	5	Oklahoma State '15
92	Sieler, Zach	DT	6-6	297	3	Ferris State '18
94	Wilkins, Christian	DT	6-4	315	2	Clemson '19
95	Jones, Benito	DT	6-1	316	R	Mississippi '20
98	Davis, Raekwon	DT	6-7	330	R	Alabama '20

LINEBACKERS (7)

NO	NAME	POS	HT	WT	EXP	COLLEGE
43	Van Ginkel, Andrew	LB	6-4	242	2	Wisconsin '19
44	Roberts, Elandon	LB	6-0	238	5	Houston '16
48	Munson, Calvin	LB	6-1	228	2	San Diego St. '17
49	Eguavoen, Sam	LB	6-0	236	2	Texas Tech '15
51	Grugier-Hill, Kamu	LB	6-2	223	5	Eastern Illinois '16
53	Van Noy, Kyle	LB	6-3	250	7	BYU '14
55	Baker, Jerome	LB	6-2	225	3	Ohio State '18

DEFENSIVE BACKS (9)

NO	NAME	POS	HT	WT	EXP	COLLEGE
21	Rowe, Eric	S	6-1	205	6	Utah '15
23	Igbinioghene, Noah	CB	5-11	197	R	Auburn '20
24	Jones, Byron	CB	6-1	194	6	Connecticut '15
25	Howard, Xavier	CB	6-1	198	5	Baylor '16
28	McCain, Bobby	S	5-11	192	6	Memphis '15
29	Jones, Brandon	S	6-0	191	R	Texas '20
35	Frazier, Kavon	S	6-0	220	5	Central Michigan '16
40	Needham, Nik	CB	6-0	193	2	UTEP '19
42	Fejedelem, Clayton	S	6-0	205	5	Illinois '16

SPECIALISTS (3)

NO	NAME	POS	HT	WT	EXP	COLLEGE
2	Haack, Matt	P	6-0	205	4	Arizona State '17
7	Sanders, Jason	K	5-11	195	3	New Mexico '18
50	Ferguson, Blake	LS	6-3	231	R	LSU '20

PRACTICE SQUAD (17)

NO	NAME	POS	HT	WT	EXP	COLLEGE
17	Sinnett, Reid	QB	6-4	225	R	San Diego '20
36	Holley, Nate	S	6-0	210	1	Kent State '17
38	Davis, Javaris	CB	5-8	183	R	Auburn '20
41	Cole, Brian	S	6-2	205	R	Mississippi St. '20
45	Ellis, Tino	CB	6-1	195	R	Maryland '20
46	King, Akeem	CB	6-1	215	5	San Jose State '15
52	Render, Tyshun	DE	6-4	248	R	Middle Tenn. St. '20
59	Johnson, Kylan	LB	6-2	230	R	Pittsburgh '20
60	Sunahara, Rex	LS	6-6	242	R	West Virginia '20
69	Oueiroz Neto, Duval	G	6-4	330	1	None*
71	Hubbard, Jonathan	T	6-5	305	R	Northwestern St. '20
74	Gauthier, Tyler	C	6-5	305	1	Miami (FL) '19
82	Cole, Matt	WR	5-10	197	R	McKendree '20
83	Merritt, Kirk	WR	6-0	214	R	Arkansas State '20
85	Myarick, Chris	TE	6-5	261	1	Temple '19
87	Ford, Isaiah	WR	6-2	201	3	Virginia Tech '17
97	Coe, Nick	DE	6-5	291	R	Auburn '20

* international player practice squad exemption



2020 MIAMI DOLPHINS – HOW THEY WERE ACQUIRED

*as of Dec. 9, 2020

	DRAFT (22)	TRADES (4)	WAIVERS (4)	FREE AGENTS (20)
2015	WR DeVante Parker (1) S Bobby McCain (5a)			
2016	CB Xavien Howard (2) WR Jakeem Grant Sr. (6a)			
2017				G/T Jesse Davis P Matt Haack
2018	TE Mike Gesicki (2) LB Jerome Baker (3) TE Durham Smythe (4a) K Jason Sanders (7b)			
2019	DT Christian Wilkins (1) C/G Michael Deiter (3) LB Andrew Van Ginkel (5) FB Chandler Cox (7a)	T Juliën Davenport (Hou.)	WR Mack Hollins (Phi.) T Adam Pankey (GB) DT Zach Sieler (Bal.)	LB Sam Eguavoen QB Ryan Fitzpatrick (TB) RB Patrick Laird LB Calvin Munson CB Nik Needham S Eric Rowe (NE)
2020	QB Tua Tagovailoa (1a) T Austin Jackson (1b) CB Noah Igbinoghene (1c) G/T Robert Hunt (2a) DT Raekwon Davis (2b) S Brandon Jones (3) G Solomon Kindley (4) DE Jason Strowbridge (5a) LS Blake Ferguson (6) RB/WR Malcolm Perry (7)	WR Lynn Bowden Jr. (LV) TE Adam Shaheen (Chi.) RB DeAndre Washington (KC)	RB Salvon Ahmed (SF)	WR Antonio Callaway S Clayton Fejedelem (Cin.) G Ereck Flowers (Was.) S Kavon Frazier (Dal.) LB Kamu Grugier-Hill (Phi.) DT Benito Jones CB Byron Jones (Dal.) C Ted Karras (NE) DE Shaq Lawson (Buf.) DE Emmanuel Ogbah (KC) LB Elandon Roberts (NE) LB Kyle Van Noy (NE)

PRONUNCIATION GUIDE

PLAYER	PHONETICALLY	PLAYER	PHONETICALLY	PLAYER	PHONETICALLY
RB Salvon Ahmed	suh-VON OCK-med	TE Mike Gesicki	guh-sick-ee	TE Durham Smythe	sm-eye-th
WR Lynn Bowden Jr.	BO-den	LB Kamu Grugier-Hill	KAH-moo GREW-jay HILL	QB Tua Tagovailoa	TWO-uh TUNG-oh-vai-LOA
RB Matt Breida	BREE-duh	P Matt Haack	HAWK	COACH	PHONETICALLY
T Juliën Davenport	joo-lee-OWN	CB Xavien Howard	EX-ay-vee-n	Anthony Campanile	CAMP-uh-neel-ee
DT Raekwon Davis	RAY-kwon	CB Noah Igbinoghene	IG-bin-OG-guh-nee	Lemuel Jeanpierre	leh-mew-ELL zhon-pee-AIR
C/G Michael Deiter	DEE-ter	C Ted Karras	CARE-us	Curt Kuntz	KOO-nts
LB Sam Eguavoen	eh-gwahv-ON	DE Emmanuel Ogbah	AWG-buh	Dave Puloka	Puh-LOH-kuh
S Clayton Fejedelem	FEDGE-uh-lemm	TE Adam Shaheen	Shuh-HEEN		
S Kavon Frazier	KAY-von	DT Zach Sieler	SEE-ler		



MIAMI DOLPHINS CONTRACT STATUS

*as of Dec. 14, 2020

CONTRACT STATUS									
	NAME	2020	2021	2022	2023	2024	2025	2026	CONTRACT DETAILS
QB	Fitzpatrick, Ryan		UFA						Signed 2-year contract as UFA in 2019
	Tagovailoa, Tua					5YO	UFA		Signed 5-year rookie contract in 2020
RB	Ahmed, Salvon			ERFA					Signed 2-year contract from PS in 2020
	Cox, Chandler				UFA				Signed 4-year rookie contract in 2019
	Laird, Patrick			RFA					Signed 3-year contract as UDFA in 2019
WR	Washington, DeAndre		UFA						Signed 1-year contract from PS with KC in 2020
	Bowden, Lynn					UFA			Signed 4-year rookie contract with LV in 2020
	Callaway, Antonio			RFA					Signed 2-year contract from PS in 2020
	Grant, Jakeem					UFA			Signed 4-year contract extension in 2019
	Hollins, Mack		UFA						Signed 4-year rookie contract with PHI in 2017
	Parker, DeVante					UFA			Signed 3-year contract extension in 2019
	Perry, Malcolm					UFA			Signed 4-year rookie contract in 2020
	Gesicki, Mike			UFA					Signed 4-year rookie contract in 2018
	Shaheen, Adam				UFA				Signed 2-year contract extension in 2020
OL	Smythe, Durham			UFA					Signed 4-year rookie contract in 2018
	Davenport, Julien		UFA						Signed 4-year rookie contract with HST in 2017
	Davis, Jesse				UFA				Signed 3-year contract extension in 2019
	Deiter, Michael				UFA				Signed 4-year rookie contract in 2019
	Flowers, Ereck				UFA				Signed 3-year contract as UFA in 2020
	Hunt, Robert					UFA			Signed 4-year rookie contract in 2020
	Jackson, Austin					5YO	UFA		Signed 5-year rookie contract in 2020
	Karras, Ted		UFA						Signed 1-year contract as UFA in 2020
	Kindley, Solomon					UFA			Signed 4-year rookie contract in 2020
	Pankey, Adam			RFA					Signed 2-year contract from PS with GB in 2019
DL	Davis, Raekwon					UFA			Signed 4-year rookie contract in 2020
	Jones, Benito			ERFA					Signed 2-year contract from PS in 2020
	Lawson, Shaq				UFA				Signed 3-year contract as UFA in 2020
	Ogbah, Emmanuel			UFA					Signed 2-year contract as UFA in 2020
	Sieler, Zach					UFA			Signed 3-year contract extension in 2020
	Strowbridge, Jason					UFA			Signed 4-year rookie contract in 2020
	Wilkins, Christian				5YO	UFA			Signed 5-year rookie contract with in 2019
	Baker, Jerome			UFA	RFA				Signed 4-year rookie contract in 2018
LB	Eguavoen, Sam								Signed 3-year contract as UDFA in 2019
	Grugier-Hill, Kamu		UFA						Signed 1-year contract as UFA in 2020
	Munson, Calvin		ERFA						Signed 2-year contract from PS in 2019
	Roberts, Elandon		UFA						Signed 1-year contract as UFA in 2020
	Van Ginkel, Andrew				UFA				Signed 4-year rookie contract in 2019
	Van Noy, Kyle					UFA			Signed 4-year contract as UFA in 2020
DB	Fejedelem, Clayton				UFA				Signed 3-year contract as UFA in 2020
	Frazier, Kavon		UFA						Signed 1-year contract as UFA in 2020
	Howard, Xavien						UFA		Signed 5-year contract extension in 2019
	Igbinoghene, Noah					5YO	UFA		Signed 5-year rookie contract in 2020
	Jones, Brandon					UFA			Signed 4-year rookie contract in 2020
	Jones, Byron						UFA		Signed 5-year contract as UFA in 2020
	McCain, Bobby				UFA				Signed 4-year contract extension in 2018
	Needham, Nik		ERFA						Signed 2-year contract from PS in 2019
ST	Rowe, Eric				UFA				Signed 3-year contract extension in 2019
	Ferguson, Blake					UFA			Signed 4-year rookie contract in 2020
	Haack, Matt		UFA						Signed 1-year contract as RFA in 2020
	Sanders, Jason			UFA					Signed 4-year rookie contract in 2018



SUPPLEMENTAL STATS



2020 STATISTICS

REGULAR SEASON RESULTS (8-5)

DATE	OPPONENT	SCORE	W/L	ATTENDANCE
Sept. 13	at New England	11-21	L	0
Sept. 20	BUFFALO	28-31	L	11,075
Sept. 24	at Jacksonville	31-13	W	16,563
Oct. 4	SEATTLE	23-31	L	12,369
Oct. 11	at San Francisco	43-17	W	0
Oct. 18	N.Y. JETS	24-0	W	10,772
Nov. 1	L.A. RAMS	28-17	W	12,397
Nov. 8	at Arizona	34-31	W	4,200
Nov. 15	L.A. CHARGERS	29-21	W	12,751
Nov. 22	at Denver	13-20	L	5,351
Nov. 29	at N.Y. Jets	20-3	W	0
Dec. 6	CINCINNATI	19-7	W	12,577
Dec. 13	KANSAS CITY	27-33	L	13,057
Dec. 20	NEW ENGLAND			
Dec. 26	at Las Vegas			
Jan. 3	at Buffalo			

TEAM STATISTICS

	DOLPHINS	OPPONENTS
TOTAL FIRST DOWNS	274	271
Rushing	74	97
Passing	167	151
Penalty	33	23
3rd Down: Made/Att	63/161	52/157
3rd Down Pct.	39.1%	33.1%
4th Down: Made/Att	4/5	11/23
4th Down Pct.	80.0%	47.8%
POSSESSION AVG.	30:34	29:26
TOTAL NET YARDS	4204	4710
Avg. Per Game	323.4	362.3
Total Plays	808	821
Avg. Per Play	5.2	5.7
NET YARDS RUSHING	1238	1563
Avg. Per Game	95.2	120.2
Total Rushes	341	341
NET YARDS PASSING	2966	3147
Avg. Per Game	228.2	242.1
Sacked/Yards Lost	28/157	34/293
Gross Yards	3123	3440
Attempts/Completions	439/288	446/281
Completion Pct.	65.6%	63.0%
Had Intercepted	9	16
PUNTS/AVERAGE	55/44.5	56/45.7
NET PUNTING AVG.	41.3	38
PENALTIES/YARDS	60/499	76/729
FUMBLES/BALL LOST	15/6	16/9
TOUCHDOWNS	34	31
Rushing	10	14
Passing	21	16
Returns	3	1

SCORE BY QUARTERS

	Q1	Q2	Q3	Q4	OT	TOTAL
Dolphins	97	105	36	92	0	330
Opponents	48	78	61	58	0	245



2020 STATISTICS

RUSHING

	NO.	YDS.	AVG.	LG	TD
M. Gaskin	121	477	3.9	26	2
M. Breida	47	168	3.6	12	0
S. Ahmed	40	166	4.2	19	1
R. Fitzpatrick	30	151	5	17	2
D. Washington	28	86	3.1	16	0
T. Tagovailoa	24	61	2.5	17	1
P. Laird	11	52	4.7	17	0
J. Howard	28	33	1.2	8	4
L. Bowden	6	22	3.7	11	0
J. Grant Sr.	3	20	6.7	29	0
M. Perry	2	1	0.5	6	0
C. Fejedelem	1	1	1	1	0
DOLPHINS	341	1238	3.6	29	10
OPPONENTS	341	1563	4.6	37	14

PASSING

	ATT	CMP	YDS	CMP%	YDS/ATT	TD	TD%	INT	INT%	LONG	SACK	LOST	RATING
R. Fitzpatrick	254	174	1909	68.5%	7.5	12	4.7%	8	3.1%	70	14/	65	93.1
T. Tagovailoa	184	114	1214	62.0%	6.6	9	4.9%	1	0.5%	35	14/	92	95.2
L. Bowden	1	0	0	0.0%	0.0	0	0.0%	0	0.0%	0	0/	0	39.6
DOLPHINS	439	288	3123	65.6%	7.1	21	4.8%	9	2.1%	70	28/	157	93.8
OPPONENTS	446	281	3440	63.0%	7.7	16	3.6%	16	3.6%	72t	34/	293	83.7

RECEIVING

	NO.	YDS.	AVG.	LG	TD
D. Parker	56	677	12.1	28	4
M. Gesicki	44	602	13.7	70	6
M. Gaskin	32	249	7.8	35	0
J. Grant Sr.	31	330	10.6	30	1
P. Williams	18	288	16.0	47	4
I. Ford	18	184	10.2	17	0
D. Smythe	16	139	8.7	19	2
L. Bowden	12	122	10.2	22	0
M. Hollins	11	113	10.3	23	1
A. Shaheen	9	110	12.2	43	3
M. Breida	9	96	10.7	31	0
M. Perry	8	67	8.4	13	0
P. Laird	8	56	7.0	17	0
S. Ahmed	6	36	6.0	13	0
D. Washington	4	28	7.0	10	0
A. Callaway	2	20	10.0	13	0
C. Cox	2	9	4.5	6	0
R. Fitzpatrick	1	0	0.0	0	0
J. Howard	1	-3	-3.0	-3	0
DOLPHINS	288	3123	10.8	70	21
OPPONENTS	281	3440	12.2	72t	16

INTERCEPTIONS

	NO.	YDS.	AVG.	LG	TD
X. Howard	9	71	7.9	29	0
E. Rowe	2	26	13.0	22	0
N. Needham	2	1	0.5	1	0
B. McCain	1	19	19.0	19	0
By. Jones	1	15	15.0	15	0
C. Wilkins	1	8	8.0	8	0
DOLPHINS	16	140	8.8	29	0
OPPONENTS	9	55	6.1	16	0

PUNTING

	NO.	YDS.	AVG.	NET	TB	IN 20	LG	BLK
M. Haack	55	2449	44.5	41.3	2	22	63	0
DOLPHINS	55	2449	44.5	41.3	2	22	63	0
OPPONENTS	56	2561	45.7	38.0	5	16	63	1



2020 STATISTICS

PUNT RETURNS

	RET.	FC	YDS.	AVG.	LG	TD
J. Grant Sr.	28	7	323	11.5	88t	1
A.Callaway	2	0	12	6.0	11	0
DOLPHINS	30	7	335	11.2	88t	1
OPPONENTS	16	21	136	8.5	67t	1

KICKOFF RETURNS

	NO.	YDS.	AVG.	LG	TD
J. Grant Sr.	6	129	21.5	45	0
N. Igbinoghene	2	36	18.0	22	0
D. Smythe	1	5	5.0	5	0
DOLPHINS	9	170	18.9	45	0
OPPONENTS	21	341	16.2	35	0

FIELD GOALS

	1-19	20-29	30-39	40-49	50+
J. Sanders	1/ 1	7/ 7	4/ 4	10/ 12	8/ 8
DOLPHINS	1/ 1	7/ 7	4/ 4	10/ 12	8/ 8
OPPONENTS	0/ 0	2/ 3	4/ 4	2/ 5	1/ 3

SCORING

	TOTAL	TDR	TDP	TDRT	PAT	FG	2-PT	PTS
J. Sanders	0	0	0	0	30/30	30/32	0	120
M. Gesicki	6	0	6	0	0/0	0/0	0	36
P. Williams	4	0	4	0	0/0	0/0	2	28
D. Parker	4	0	4	0	0/0	0/0	0	24
J. Howard	4	4	0	0	0/0	0/0	0	24
A. Shaheen	3	0	3	0	0/0	0/0	0	18
R. Fitzpatrick	2	2	0	0	0/0	0/0	1	14
D. Smythe	2	0	2	0	0/0	0/0	0	12
J. Grant	2	0	1	1	0/0	0/0	0	12
M. Gaskin	2	2	0	0	0/0	0/0	0	12
S. Ahmed	1	1	0	0	0/0	0/0	0	6
T. Tagovailoa	1	1	0	0	0/0	0/0	0	6
A. Van Ginkel	1	0	0	1	0/0	0/0	0	6
S. Lawson	1	0	0	1	0/0	0/0	0	6
M. Hollins	1	0	1	0	0/0	0/0	0	6
DOLPHINS	34	10	21	3	30/30	30/32	3	330
OPPONENTS	31	14	16	1	30/31	9/15	0	245

TWO-POINT CONVERSIONS

Williams 2, Fitzpatrick 1.

DOLPHINS 3/4, OPPONENTS: 0/0

SACKS

E. Ogbah 8.0, K. Van Noy 6.0, J. Baker 5.0, S. Lawson 4.0, Z. Sieler 2.5, A. Van Ginkel 2.5, E. Roberts 1.5, C. Wilkins 1.5, N. Needham 1.0, K. Grugier-Hill 1.0, Br. Jones 1.0

DOLPHINS 34.0, OPPONENTS: 28.0



2020 STATISTICS

DEFENSE

PLAYER	SOLO	ASST	TOT	SACKS	YDS	TFL	QBH	INT	PD	FF	FR
Jerome Baker	54	34	88	5	58.5	5	9	0	3	1	0
Eric Rowe	56	17	73	0	0	1	2	2	11	0	1
Kyle Van Noy	39	16	55	6	36	9	10	0	5	2	2
Nik Needham	33	20	53	1	13	1	1	2	7	0	0
Elandon Roberts	27	24	51	1.5	11.5	8	4	0	0	1	0
Brandon Jones	33	16	49	1	9	3	1	0	1	0	0
Bobby McCain	33	7	40	0	0	0	2	1	5	0	0
Xavien Howard	31	9	40	0	0	1	0	9	17	0	0
Christian Wilkins	23	16	39	1.5	10	3	3	1	5	0	1
Zach Sieler	23	15	38	2.5	16.5	9	9	0	0	0	0
Emmanuel Ogbah	23	14	37	8	86.5	5	20	0	5	3	1
Raekwon Davis	17	18	35	0	0	1	0	0	0	0	0
Shaq Lawson	15	15	30	4	26	4	18	0	1	1	1
Andrew Van Ginkel	14	15	29	2.5	16	2	7	0	2	2	1
Byron Jones	21	5	26	0	0	0	0	1	3	1	0
Kamu Grugier-Hill	17	6	23	1	10	1	2	0	0	0	1
Jamal Perry	11	6	17	0	0	0	0	0	1	0	0
Davon Godchaux	10	6	16	0	0	1	2	0	0	0	0
Noah Igbinoghene	9	1	10	0	0	0	0	0	1	0	1
Sam Eguavoen	3	2	5	0	0	1	0	0	1	0	0
Calvin Munson	3	1	4	0	0	0	0	0	0	0	0
Tae Hayes	2	1	3	0	0	0	0	0	0	0	0
Jason Strowbridge	1	2	3	0	0	1	0	0	0	0	0
Kavon Frazier	1	1	2	0	0	0	0	0	0	0	0
Benito Jones	1	1	2	0	0	1	0	0	0	0	0
Clayton Fejedelem	1	0	1	0	0	0	0	0	0	0	0

NOTE: Special teams and miscellaneous tackles not included above.

MISCELLANEOUS TACKLES: Grant Sr. 4, Williams 2, Fitzpatrick 1, Tagovailoa 1.

MISCELLANEOUS FUMBLE RECOVERIES: J. Davis 2, Fitzpatrick 1, Breida 1, Tagovailoa 1.

SACKS:

E. Ogbah (8.0) – 0.5 vs. Buffalo (9/20), 0.5 at Jacksonville (9/24), 1.0 vs. Seattle (10/4), 1.0 at San Francisco (10/11), 2.0 vs. N.Y. Jets (10/18), 1.0 vs. L.A. Rams (11/1), 1.0 at Arizona (11/8), 1.0 vs. L.A. Chargers (11/15)
 K. Van Noy (6.0) – 1.0 at New England (9/13), 1.0 at Jacksonville (9/24), 1.0 at N.Y. Jets (11/29), 3.0 vs. Cincinnati (12/6)
 J. Baker (5.0) – 1.0 at New England (9/13), 1.0 at San Francisco (10/11), 0.5 at N.Y. Jets (11/29), 2.5 vs. Kansas City (12/13)
 S. Lawson (4.0) – 1.0 vs. Seattle (10/4), 1.0 vs. L.A. Rams (11/1), 2.0 vs. Cincinnati (12/6)
 A. Van Ginkel (2.5) – 0.5 vs. Buffalo (9/20), 1.0 at Jacksonville (9/24), 1.0 at San Francisco (10/11)
 Z. Sieler (2.5) – 0.5 at Jacksonville (9/24), 1.0 at San Francisco (10/11), 1.0 vs. Cincinnati (12/6)
 E. Roberts (1.5) – 1.0 at San Francisco (10/11), 0.5 at N.Y. Jets (11/29)
 C. Wilkins (1.5) – 1.0 vs. N.Y. Jets (10/18), 0.5 vs. Kansas City (12/13)
 K. Grugier-Hill (1.0) – 1.0 at Jacksonville (9/24)
 N. Needham (1.0) – 1.0 vs. L.A. Chargers (11/15)
 Br. Jones (1.0) – 1.0 at N.Y. Jets (11/29)

SPECIAL TEAMS

	SOLO	ASST	TOTAL	FF	FR	BFG	BPAT	BPNT
Clayton Fejedelem	4	3	7	0	0	0	0	0
Jamal Perry	3	3	6	0	0	0	0	0
Andrew Van Ginkel	3	2	5	1	0	0	0	1
Kamu Grugier-Hill	3	1	4	0	0	0	0	0
Kavon Frazier	3	0	3	0	0	0	0	0
Sam Eguavoen	2	1	3	0	0	0	0	0
Calvin Munson	2	1	3	0	0	0	0	0
Mack Hollins	1	2	3	0	0	0	0	0
Noah Igbinoghene	1	1	2	0	1	0	0	0
Matt Breida	1	1	2	0	0	0	0	0
Nate Holley	1	1	2	0	0	0	0	0
Brandon Jones	0	2	2	0	0	0	0	0
Jerome Baker	1	0	1	0	0	0	0	0
Patrick Laird	1	0	1	0	0	0	0	0
Blake Ferguson	0	1	1	0	0	0	0	0
Jakeem Grant Sr.	0	0	0	0	1	0	0	0



2020 STATISTICS

STATISTICAL BESTS

DOLPHINS – INDIVIDUAL

RUSHING

Attempts	22	Myles Gaskin at Jacksonville, 9/24
Yards	91	Myles Gaskin vs. N.Y. Jets, 10/18
Touchdowns	1	Jordan Howard at New England, 9/13 Jordan Howard vs. Buffalo, 9/20 Jordan Howard at Jacksonville, 9/24 Ryan Fitzpatrick at Jacksonville, 9/24 Ryan Fitzpatrick vs. Seattle, 10/4 Myles Gaskin at San Francisco, 10/11 Myles Gaskin vs. L.A. Rams, 11/1 Jordan Howard at Arizona, 11/8 Salvon Ahmed vs. L.A. Chargers, 11/15 Tua Tagovailoa vs. Kansas City, 12/13
Yards by Quarterback	47	Ryan Fitzpatrick vs. Seattle, 10/4
Longest Run from Scrimmage	29	Jakeem Grant Sr. at Jacksonville, 9/24
Longest Run from Scrimmage for TD	2	Jordan Howard vs. Buffalo, 9/20 Jordan Howard at Arizona, 11/8

PASSING

Attempts	48	Tua Tagovailoa vs. Kansas City, 12/13
Completions	31	Ryan Fitzpatrick vs. Buffalo, 9/20
Yards	350	Ryan Fitzpatrick at San Francisco, 10/11
Touchdowns	3	Ryan Fitzpatrick at San Francisco, 10/11 Ryan Fitzpatrick vs. N.Y. Jets, 10/18
Completion Percentage (min. 20 att.)	90.0	Ryan Fitzpatrick at Jacksonville, 9/24
Interceptions	3	Ryan Fitzpatrick at New England, 9/13
Longest Completion	70	Ryan Fitzpatrick at San Francisco, 10/11
Longest Completion for TD	32t	Ryan Fitzpatrick at San Francisco, 10/11
Passer Rating (min. 20 att.)	154.5	Ryan Fitzpatrick at San Francisco, 10/11

RECEIVING

Receptions	10	DeVante Parker vs. Seattle, 10/4
Yards	130	Mike Gesicki vs. Buffalo, 9/20
Touchdowns	2	Mike Gesicki vs. Kansas City, 12/13
Longest Reception	70	Mike Gesicki at San Francisco, 10/11
Longest Reception by Running Back	35	Myles Gaskin vs. Cincinnati, 12/6
Yards by Running Back	51	Myles Gaskin vs. Cincinnati, 12/6

TOTAL YARDS FROM SCRIMMAGE

130	Mike Gesicki vs. Buffalo, 9/20
-----	--------------------------------

TACKLES

Total	16	Jerome Baker at New England, 9/13
Solo	12	Jerome Baker at New England, 9/13

INTERCEPTIONS

Total	1	Xavien Howard at Jacksonville, 9/24 Xavien Howard vs. Seattle, 10/4 Bobby McCain at San Francisco, 10/11 Xavien Howard at San Francisco, 10/11 Xavien Howard vs. N.Y. Jets, 10/18 Christian Wilkins vs. L.A. Rams, 11/1 Eric Rowe vs. L.A. Rams, 11/1 Xavien Howard vs. L.A. Chargers, 11/15 Xavien Howard at Denver, 11/22 Nik Needham at N.Y. Jets, 11/29 Xavien Howard at N.Y. Jets, 11/29 Xavien Howard vs. Cincinnati, 12/6 Nik Needham vs. Cincinnati, 12/6 Eric Rowe vs. Kansas City, 12/13 Byron Jones vs. Kansas City, 12/13 Xavien Howard vs. Kansas City, 12/13
Longest Return	29	Xavien Howard at San Francisco, 10/11
Longest Return for TD	-	-



2020 STATISTICS

FUMBLES

Total Forced	1	Jerome Baker at New England, 9/13 Kyle Van Noy vs. Buffalo, 9/20 Kyle Van Noy at Jacksonville, 9/24 Elandon Roberts vs. Seattle, 10/4 Andrew Van Ginkel at San Francisco, 10/11 Emmanuel Ogbah at San Francisco, 10/11 Emmanuel Ogbah vs. L.A. Rams, 11/1 Shaq Lawson vs. L.A. Rams, 11/1 Emmanuel Ogbah at Arizona, 11/8 Andrew Van Ginkel at Arizona, 11/8 Andrew Van Ginkel at Denver, 11/22 Byron Jones vs. Kansas City, 12/13
Total Recovered	1	Noah Igbinoghene vs. Buffalo, 9/20 Kyle Van Noy at Jacksonville, 9/24 Christian Wilkins at San Francisco, 10/11 Andrew Van Ginkel vs. L.A. Rams, 11/1 Kyle Van Noy vs. L.A. Rams, 11/1 Shaq Lawson at Arizona, 11/8 Eric Rowe at Denver, 11/22 Kamu Grugier-Hill vs. Kansas City, 12/13

SACKS

Total	3	Kyle Van Noy vs. Cincinnati, 12/6
Yards Lost	37	Jerome Baker vs. Kansas City, 12/13

SPECIAL TEAMS

Field Goals Made	5	Jason Sanders vs. Seattle, 10/4 Jason Sanders at San Francisco, 10/11
Field Goal Attempts	5	Jason Sanders vs. Seattle, 10/4 Jason Sanders at San Francisco, 10/11
Longest Field Goal Made	56	Jason Sanders at Arizona, 11/8
Longest Field Goal Attempt	56	Jason Sanders at Arizona, 11/8
Punts	9	Matt Haack vs. L.A. Rams, 11/1
Longest Punt, yards	63	Matt Haack vs. Buffalo, 9/20 Matt Haack vs. L.A. Rams, 11/1
Highest Gross Punting Average (min. 4 punts)	52.4	Matt Haack vs. Buffalo, 9/20
Highest Net Punting Average (min. 4 punts)	48.8	Matt Haack vs. Buffalo, 9/20
Most Punt Returns	6	Jakeem Grant Sr. vs. N.Y. Jets, 10/18
Most Punt Return Yards	88	Jakeem Grant Sr. vs. L.A. Rams, 11/1
Highest Punt Return Average (min. 3 returns)	19.0	Jakeem Grant Sr. vs. L.A. Chargers, 11/15
Longest Punt Return	88t	Jakeem Grant Sr. vs. L.A. Rams, 11/1
Most Kickoff Returns	2	Jakeem Grant Sr. at Jacksonville, 9/24 Noah Igbinoghene at Arizona, 11/8
Most Kickoff Return Yards	45	Jakeem Grant Sr. vs. L.A. Rams, 11/1
Highest Kickoff Return Average (min. 3 returns)	-	-
Longest Kickoff Return	45	Jakeem Grant Sr. vs. L.A. Rams, 11/1



2020 STATISTICS

OPPONENTS – INDIVIDUAL

RUSHING

Attempts	25	Chase Edmonds at Arizona, 11/8
Yards	106	Kyler Murray at Arizona, 11/8
Touchdowns	2	Cam Newton at New England, 9/13 James Robinson at Jacksonville, 9/24 Chris Carson vs. Seattle, 10/4 Melvin Gordon III at Denver, 11/22
Yards by Quarterback	106	Kyler Murray at Arizona, 11/8
Longest Run from Scrimmage	37	Raheem Mostert at San Francisco, 10/11
Longest Run from Scrimmage for TD	32t	Tyreek Hill vs. Kansas City, 12/13

PASSING

Attempts	61	Jared Goff vs. L.A. Rams, 11/1
Completions	35	Jared Goff vs. L.A. Rams, 11/1
Yards	415	Josh Allen vs. Buffalo, 9/20
Touchdowns	4	Josh Allen vs. Buffalo, 9/20
Completion Percentage (min. 20 att.)	80.8	Kyler Murray at Arizona, 11/8
Interceptions	3	Patrick Mahomes vs. Kansas City, 12/13
Longest Completion	72t	Brandon Allen vs. Cincinnati, 12/6
Longest Completion for TD	72t	Brandon Allen vs. Cincinnati, 12/6
Passer Rating (min. 20 att.)	150.5	Kyler Murray at Arizona, 11/8

RECEIVING

Receptions	11	Cooper Kupp vs. L.A. Rams, 11/1
Yards	153	Stefon Diggs vs. Buffalo, 9/20
Touchdowns	1	Reggie Gilliam vs. Buffalo, 9/20 Stefon Diggs vs. Buffalo, 9/20 Gabriel Davis vs. Buffalo, 9/20 John Brown vs. Buffalo, 9/20 David Moore vs. Seattle, 10/4 Travis Homer vs. Seattle, 10/4 Kendrick Bourne at San Francisco, 10/11 Robert Woods vs. L.A. Rams, 11/1 Maxx Williams at Arizona, 11/8 Christian Kirk at Arizona, 11/8 Darrell Daniels at Arizona, 11/8 Hunter Henry vs. L.A. Chargers, 11/15 Keenan Allen vs. L.A. Chargers, 11/15 Tyler Boyd vs. Cincinnati, 12/6 Travis Kelce vs. Kansas City, 12/13 Tyreek Hill vs. Kansas City, 12/13
Longest Reception	72t	Tyler Boyd vs. Cincinnati, 12/6
Longest Reception by Running Back	24	James Robinson at Jacksonville, 9/24
Yards by Running Back	83	James Robinson at Jacksonville, 9/24

TOTAL YARDS FROM SCRIMMAGE	153	Stefon Diggs vs. Buffalo, 9/20
----------------------------	-----	--------------------------------

TACKLES

Total	13	Jessie Bates III vs. Cincinnati, 12/6
Solo	11	Avery Williamson vs. N.Y. Jets, 10/18

INTERCEPTIONS

Total	1	Stephon Gilmore at New England, 9/13 Adrian Phillips at New England, 9/13 J.C. Jackson at New England, 9/13 Ryan Neal vs. Seattle, 10/4 Shaquill Griffin vs. Seattle, 10/4 Brian Poole vs. N.Y. Jets, 10/18 Marcus Maye vs. N.Y. Jets, 10/18 Justin Simmons at Denver, 11/22 Tyrann Mathieu vs. Kansas City, 12/13 Shaquill Griffin vs. Seattle, 10/4
Longest Return	16	
Longest Return for TD	-	-



2020 STATISTICS

FUMBLES

Total Forced	1	Vernon Butler vs. Buffalo, 9/20 K.J. Wright vs. Seattle, 10/4 Aaron Donald vs. L.A. Rams, 11/1 Taylor Rapp vs. L.A. Rams, 11/1 Neville Hewitt at N.Y. Jets, 11/29 Javelin Guidry at N.Y. Jets, 11/29 Jordan Jenkins at N.Y. Jets, 11/29 Quinnen Williams at N.Y. Jets, 11/29 Jessie Bates III vs. Cincinnati, 12/6 Sammy Watkins vs. Kansas City, Leonard Floyd vs. L.A. Rams, 11/1 Troy Hill vs. L.A. Rams, 11/1 Nick Vigil vs. L.A. Chargers, 11/15 Neville Hewitt at N.Y. Jets, 11/29 Harvey Langi at N.Y. Jets, 11/29 Vonn Bell vs. Cincinnati, 12/6
Total Recovered	1	

SACKS

Total	2	DeShawn Williams at Denver, 11/22
Yards Lost	12.5	Malik Reed at Denver, 11/22

SPECIAL TEAMS

Field Goals Made	2	Brandon McManus at Denver, 11/22
Field Goal Attempts	2	Kai Forbath vs. L.A. Rams, 11/1 Zane Gonzalez at Arizona, 11/8 Brandon McManus at Denver, 11/22 Sergio Castillo at N.Y. Jets, 11/29
Longest Field Goal Made	55	Jason Myers vs. Seattle, 10/4
Longest Field Goal Attempt	55	Jason Myers vs. Seattle, 10/4 Sam Ficken vs. N.Y. Jets, 10/18
Punts	10	Braden Mann vs. N.Y. Jets, 10/18
Longest Punt, yards	63	Logan Cooke at Jacksonville, 9/24
Highest Gross Punting Average (min. 4 punts)	49.5	Kevin Huber vs. Cincinnati, 12/6 Tommy Townsend vs. Kansas City, 12/13
Highest Net Punting Average (min. 4 punts)	48.2	Kevin Huber vs. Cincinnati, 12/6
Most Punt Returns	3	Nsimba Webster vs. L.A. Rams, 11/1 Diontae Spencer at Denver, 11/22
Most Punt Return Yards	67	Mecole Hardman vs. Kansas City, 12/13
Highest Punt Return Average (min. 3 returns)	3.3	Diontae Spencer at Denver, 11/22
Longest Punt Return	67t	Mecole Hardman vs. Kansas City, 12/13
Most Kickoff Returns	4	Joe Reed vs. L.A. Chargers, 11/15
Most Kickoff Return Yards	80	Joe Reed vs. L.A. Chargers, 11/15
Highest Kickoff Return Average (min. 3 returns)	20.0	Joe Reed vs. L.A. Chargers, 11/15
Longest Kickoff Return	35	Corey Ballentine at N.Y. Jets, 11/29



2020 STATISTICS

IN 2020 MIAMI IS...

5-1	when leading after the 1st quarter	4-2	in road games
7-0	when leading after the 2nd quarter	0-0	when playing in domes
7-0	when leading after the 3rd quarter	8-5	when playing outdoors
1-1	when behind after the 1st quarter	1-1	when playing on artificial turf
1-5	when behind after the 2nd quarter	7-4	when playing on grass
1-5	when behind after the 3rd quarter	6-1	after winning the coin toss
5-2	when Miami scores first	6-3	when scoring 21 points or more
3-3	when opponent scores first	6-1	when yielding 20 points or fewer
0-0	when tied at halftime	0-0	in overtime contests
4-3	in home games		

DRIVE PRODUCTION

	POSS	TD	FGM	FGA	PUNT	INT	FUM	DWNS	TIME	SAF
DOLPHINS	146	31	30	32	55	9	6	1	11	1
OPPONENTS	147	30	9	15	56	16	9	12	9	0

RED ZONE PRODUCTION

	POSS	TD	FGM	FGA	INT	FUM	DWNS	TIME	RZ PLAYS	RZ RUSH	RZ PASS
DOLPHINS	49	29	14	14	3	1	1	1	137	79	58
OPPONENTS	38	22	6	7	2	3	4	0	97	49	48

TURNOVERS

GAME	TAKEAWAYS			GIVEAWAYS			DIFF	W/L
	INT	FUM	TOTAL	INT	FUM	TOTAL		
at New England	0	1	1	3	0	3	-2	L
BUFFALO	0	1	1	0	0	0	1	L
at Jacksonville	1	1	2	0	0	0	2	W
SEATTLE	1	0	1	2	0	2	-1	L
at San Francisco	2	1	3	0	0	0	3	W
N.Y. JETS	1	0	1	2	0	2	-1	W
L.A. RAMS	2	2	4	0	2	2	2	W
at Arizona	0	1	1	0	0	0	1	W
L.A. CHARGERS	1	0	1	0	1	1	0	W
at Denver	1	1	2	1	0	1	1	L
at N.Y. Jets	2	0	2	0	2	2	0	W
CINCINNATI	2	0	2	0	1	1	1	W
KANSAS CITY	3	1	4	1	0	1	3	L
NEW ENGLAND								
at Las Vegas								
at Buffalo								
TOTAL	16	9	25	9	6	15	10	8-5

BLOCKS

	FGs	PATs	PUNTS	TOTAL
BY DOLPHINS	0	0	1	1
BY OPPONENTS	0	0	0	0



2020 STATISTICS

DOLPHINS BIG PLAYS

PASSING (25+ yards)		RUSHING (15+ yards)	
70	R. Fitzpatrick to M. Gesicki at SF, 10/11	29	J. Grant Sr. at Jax., 9/24
47	R. Fitzpatrick to P. Williams at SF, 10/11	21	M. Gaskin at SF, 10/11
43	R. Fitzpatrick to A. Shaheen vs. NYJ, 10/18	19	S. Ahmed at Ari., 11/8
35	T. Tagovailoa to P. Williams at Ari., 11/8	18	S. Ahmed vs. LAC, 11/15
35	T. Tagovailoa to M. Gaskin vs. Cin., 12/6	18	S. Ahmed vs. LAC, 11/15
32t	R. Fitzpatrick to P. Williams at SF, 10/11	17	R. Fitzpatrick at SF, 10/11
31	R. Fitzpatrick to M. Breida at SF, 10/11	17	T. Tagovailoa at Ari., 11/8
30	R. Fitzpatrick to J. Grant Sr. vs. NYJ, 10/18	17	P. Laird vs. LAC, 11/15
29t	T. Tagovailoa to M. Gesicki vs. KC, 12/13	16	D. Washington at NYJ, 11/29
28	R. Fitzpatrick to D. Parker at SF, 10/11	15	M. Gaskin at Jax., 9/24
27	R. Fitzpatrick to M. Gesicki vs. Buf., 9/20	15	M. Gaskin vs. NYJ, 10/18
26	R. Fitzpatrick to P. Williams vs. Buf., 9/20		
26	R. Fitzpatrick to M. Breida vs. Sea., 10/4		
25	R. Fitzpatrick to M. Gesicki at Den., 11/22		
25	R. Fitzpatrick to D. Parker at NYJ, 11/29		

OPPONENTS BIG PLAYS

PASSING (25+ yards)		RUSHING (15+ yards)	
72t	B. Allen to T. Boyd vs. Cin., 12/6	37	R. Mostert at SF, 10/11
61	D. Lock to T. Patrick at Den., 11/22	34	T. Johnson vs. NYJ, 10/18
57	R. Wilson to D. Moore vs. Sea., 10/4	32t	T. Hill vs. KC, 12/13
56t	K. Murray to C. Kirk at Ari., 11/8	28	K. Murray at Ari., 11/8
47	J. Allen to S. Diggs vs. Buf., 9/20	25	M. Gordon III at Den., 11/22
46	J. Allen to I. McKenzie vs. Buf., 9/20	23	J. Edelman at NE, 9/13
46t	J. Allen to J. Brown vs. Buf., 9/20	20	P. Lindsay at Den., 11/22
44t	P. Mahomes to T. Hill vs. KC, 12/13	20t	M. Gordon III at Den., 11/22
41	D. Lock to T. Patrick at Den., 11/22	20	P. Lindsay at Den., 11/22
37	R. Wilson to D. Metcalf vs. Sea., 10/4	18	D. Singletary vs. Buf., 9/20
37	S. Darnold to B. Perriman at NYJ, 11/29	18	C. Carson vs. Sea., 10/4
37	P. Mahomes to S. Watkins vs. KC, 12/13	18	D. Henderson Jr. vs. LAR, 11/1
35	K. Murray to C. Kirk at Ari., 11/8	18	P. Lindsay at Den., 11/22
32	R. Wilson to D. Metcalf vs. Sea., 10/4	17	F. Gore at NYJ, 11/29
32	P. Mahomes to T. Kelce vs. KC, 12/13	16	J. Allen vs. Buf., 9/20
30	R. Wilson to T. Lockett vs. Sea., 10/4	16	G. Minshew II at Jax., 9/24
30	S. Darnold to D. Mims at NYJ, 11/29	16	K. Murray at Ari., 11/8
29	D. Lock to N. Fant at Den., 11/22	15	R. Burkhead at NE, 9/13
28	J. Herbert to M. Williams vs. LAC, 11/15		
28	P. Mahomes to T. Kelce, 12/13		
27	S. Darnold to B. Perriman at NYJ, 11/29		
26	J. Allen to C. Beasley vs. Buf., 9/20		
26	J. Goff to R. Woods, vs. LAR, 11/1		
26	P. Mahomes to C. Edwards-Helaire vs. KC, 12/13		
25	J. Allen to S. Diggs vs. Buf., 9/20		
25	C. Newton to R. Izzo at NE, 9/13		

DOLPHINS BIG GAMES

100-YARD RUSHERS	100-YARD RECEIVERS	300-YARD PASSERS
	130 M. Gesicki vs. Buf., 9/20	350 R. Fitzpatrick at SF, 10/11
	119 D. Parker at NYJ, 11/29	328 R. Fitzpatrick vs. Buf., 9/20
	110 D. Parker vs. Sea., 10/4	316 T. Tagovailoa vs. KC, 12/13
	106 P. Williams at SF, 10/11	315 R. Fitzpatrick vs. Sea., 10/4

OPPONENTS BIG GAMES

100-YARD RUSHERS	100-YARD RECEIVERS	300-YARD PASSERS
106 K. Murray at Ari., 11/8	153 S. Diggs vs. Buf., 9/20	415 J. Allen vs. Buf., 9/20
	136 T. Kelce vs. KC, 12/13	393 P. Mahomes vs. KC, 12/13
	123 C. Kirk at Ari., 11/8	360 R. Wilson vs. Sea., 10/4
	119 T. Patrick at Den., 11/22	355 J. Goff vs. LAR, 11/1
	110 C. Kupp vs. LAR, 11/1	
	106 D. Metcalf vs. Sea., 10/4	



2020 STATISTICS

GAME-BY-GAME STARTERS (OFFENSE)

GAME	WR/TE	LT	LG	C	RG	RT	TE/FB	WR/OL	QB	RB	OTHER
at NE	Williams	Jackson	Flowers	Karras	Kindley	J. Davis	Smythe	Parker	Fitzpatrick	J. Howard	Gesicki
BUF	Williams	Jackson	Flowers	Karras	Kindley	J. Davis	Cox	Parker	Fitzpatrick	J. Howard	Gesicki
at Jax.	Williams	Jackson	Flowers	Karras	Kindley	J. Davis	Smythe	Parker	Fitzpatrick	Gaskin	Gesicki
SEA	Shaheen	Jackson	Flowers	Karras	Kindley	J. Davis	Smythe	Parker	Fitzpatrick	Gaskin	Cox
at SF	Williams	J. Davis	Flowers	Karras	Kindley	Hunt	Cox	Parker	Fitzpatrick	Gaskin	Bowden Jr.
NYJ	Williams	J. Davis	Flowers	Karras	Kindley	Hunt	Shaheen	Parker	Fitzpatrick	Gaskin	Gesicki
LAR	Williams	J. Davis	Flowers	Karras	Kindley	Hunt	Smythe	Grant Sr.	Tagovailoa	Gaskin	M. Perry
at Ari.	Williams	J. Davis	Flowers	Karras	Kindley	Hunt	Smythe	Parker	Tagovailoa	Howard	Gesicki
LAC	Shaheen	Jackson	Flowers	Karras	J. Davis	Hunt	Smythe	Davenport	Tagovailoa	Ahmed	Kindley
at Den.	Callaway	Jackson	Flowers	Karras	Kindley	J. Davis	Smythe	Grant Sr.	Tagovailoa	Ahmed	Gesicki
at NYJ	Perry	Jackson	Flowers	Karras	J. Davis	Hunt	Smythe	Parker	Fitzpatrick	Breida	Gesicki
CIN	Grant Sr.	Jackson	Flowers	Karras	Kindley	Hunt	Smythe	Parker	Tagovailoa	Gaskin	Gesicki
KC	Shaheen	Jackson	Kindley	Karras	J. Davis	Hunt	Smythe	Parker	Tagovailoa	Washington	Gesicki
NE											
at LV											
at Buf.											

GAME-BY-GAME STARTERS (DEFENSE)

GAME	DE	DT/NT	DE/DT	LB/DT	LB	LB	LB/DB	CB	CB	S/CB	S
at NE	Ogbah	R. Davis	Godchaux	Lawson	Roberts	Van Ginkel	Baker	By. Jones	X. Howard	Br. Jones	McCain
BUF	Ogbah	Godchaux	Wilkins	Lawson	Grugier-Hill	Van Noy	Baker	By. Jones	X. Howard	Needham	McCain
at Jax.	Ogbah	Godchaux	Wilkins	Lawson	Roberts	Van Noy	J. Perry	Igbinochere	X. Howard	Rowe	McCain
SEA	Ogbah	Godchaux	Wilkins	Lawson	Roberts	Van Noy	Needham	Igbinochere	X. Howard	Rowe	McCain
at SF	Ogbah	Godchaux	Wilkins	Sieler	Roberts	Van Noy	Baker	By. Jones	X. Howard	Rowe	McCain
NYJ	Ogbah	R. Davis	Wilkins	Van Ginkel	Roberts	Baker	Needham	By. Jones	X. Howard	Rowe	McCain
LAR	Ogbah	R. Davis	Sieler	Van Ginkel	Baker	Van Noy	Needham	By. Jones	X. Howard	Rowe	McCain
at Ari.	Ogbah	R. Davis	Wilkins	Van Ginkel	Roberts	Van Noy	Baker	By. Jones	X. Howard	Rowe	McCain
LAC	Ogbah	R. Davis	Sieler	Lawson	Roberts	Van Noy	Br. Jones	By. Jones	X. Howard	Rowe	McCain
at Den.	Ogbah	R. Davis	Sieler	Van Ginkel	Roberts	Van Noy	Br. Jones	By. Jones	X. Howard	Rowe	McCain
at NYJ	Sieler	R. Davis	Wilkins	Lawson	Roberts	Van Noy	Van Ginkel	By. Jones	X. Howard	Rowe	McCain
CIN	Sieler	R. Davis	Wilkins	Baker	Roberts	Van Noy	Van Ginkel	By. Jones	X. Howard	Rowe	McCain
KC	Sieler	R. Davis	Wilkins	Lawson	Eguavoen	Baker	Van Ginkel	By. Jones	X. Howard	Rowe	McCain
NE											
at LV											
at Buf.											

GAME-BY-GAME INACTIVES

at NE	M. Perry	Bowden Jr.	Fejedelem	Strowbridge	Pankey	-
BUF	M. Perry	Fejedelem	Roberts	Strowbridge	Pankey	-
at Jax.	M. Perry	Bowden Jr.	By. Jones	Fejedelem	Strowbridge	Pankey
SEA	M. Perry	By. Jones	Frazier	Strowbridge	Pankey	-
at SF	M. Perry	Ahmed	J. Howard	Strowbridge	Smythe	Lawson
NYJ	M. Perry	Ahmed	J. Howard	Van Noy	Strowbridge	-
LAR	Bowden Jr.	Ahmed	Cox	J. Perry	J. Howard	Strowbridge
at Ari.	Breida	J. Perry	Pankey	-	-	-
LAC	Bowden Jr.	Breida	Cox	J. Howard	Pankey	-
at Den.	Bowden Jr.	Cox	Washington	Pankey	-	-
at NYJ	Tagovailoa	Ahmed	Cox	Kindley	Be. Jones	-
CIN	M. Perry	Ahmed	Washington	Pankey	Be. Jones	-
KC	Ahmed	Cox	Roberts	Van Noy	Flowers	Be. Jones
NE						
at LV						
at Buf.						



2020 STATISTICS

GAME-BY-GAME OFFENSE

	SCORE				1ST DOWNS			3RD DOWN	4TH DOWN	NET YARDS									
	PTS	OPP PTS	DIFF	OT	TOTAL	RUSH	PASS	PEN	CONV	ATT	CONV	ATT	TOTAL	RUSH	PASS	TO	PEN	PEN YDS	TOP
at NE	11	21	-10	-	20	6	11	3	4	11	0	0	269	87	182	3	4	35	25:11
BUF	28	31	-3	-	28	6	20	2	5	12	0	1	410	99	311	0	3	20	31:05
at Jax.	31	13	18	-	23	10	9	4	7	13	1	1	294	138	156	0	6	51	34:22
SEA	23	31	-8	-	25	8	17	0	7	13	0	0	415	103	312	2	3	20	33:09
at SF	43	17	26	-	22	6	12	4	4	12	2	2	436	94	342	0	7	69	36:53
NYJ	24	0	24	-	18	4	12	2	1	9	0	0	302	110	192	2	5	25	28:05
LAR	28	17	11	-	8	3	5	0	3	12	0	0	145	55	90	2	3	30	23:30
at Ari.	34	31	3	-	24	8	12	4	4	8	0	0	312	91	221	0	7	75	28:57
LAC	29	21	8	-	17	6	10	1	5	14	0	0	280	111	169	1	3	15	30:06
at Den.	13	20	-7	-	17	3	11	3	7	16	0	0	223	56	167	1	5	50	29:41
at NYJ	20	3	17	-	22	5	14	3	8	16	0	0	345	104	241	2	3	20	32:37
CIN	19	7	12	-	23	4	16	3	1	10	1	1	406	110	296	1	8	54	32:16
KC	27	33	-6	-	27	5	18	4	7	15	0	0	367	80	287	1	3	35	31:30
NE																			
at LV																			
at Buf.																			
TOTALS	330	245	85	-	274	74	167	33	63	161	4	5	4,204	1,238	2,966	15	60	499	30:34

GAME-BY-GAME DEFENSE

	SCORE				1ST DOWNS				3RD DOWN		4TH DOWN		NET YARDS						
	PTS	OPP PTS	DIFF	OT	TOTAL	RUSH	PASS	PEN	CONV	ATT	CONV	ATT	TOTAL	RUSH	PASS	TO	PEN	PEN YDS	TOP
at NE	21	11	10	-	29	18	8	3	5	10	1	1	357	217	140	1	3	47	34:49
BUF	31	28	3	-	23	7	15	1	5	10	0	0	523	112	411	1	6	55	28:55
at Jax.	13	31	-18	-	22	5	14	3	3	10	0	3	318	72	246	2	8	63	25:38
SEA	31	23	8	-	26	8	17	1	4	10	0	1	441	98	343	1	0	0	26:51
at SF	17	43	-26	-	19	7	8	4	2	10	0	2	259	131	128	3	7	75	23:07
NYJ	0	24	-24	-	13	5	7	1	2	17	2	3	263	115	148	1	7	80	31:55
LAR	17	28	-11	-	31	11	19	1	7	17	0	1	471	131	340	4	5	45	36:30
at Ari.	31	34	-3	-	26	6	17	3	5	12	2	3	442	178	264	1	7	71	31:03
LAC	21	29	-8	-	19	9	10	0	4	13	2	3	273	99	174	1	5	31	29:54
at Den.	20	13	7	-	19	8	9	2	4	12	1	2	459	189	270	2	8	70	30:19
at NYJ	3	20	-17	-	10	4	6	0	3	13	0	1	260	87	173	2	6	74	27:23
CIN	7	19	-12	-	12	4	6	2	3	12	2	2	196	40	156	2	6	62	27:44
KC	33	27	6	-	22	5	15	2	5	11	1	1	448	94	354	4	8	56	28:30
NE																			
at LV																			
at Buf.																			
TOTALS	245	330	-85	-	271	97	151	23	52	157	11	23	4,710	1,563	3,147	25	76	729	29:26



2020 STATISTICS

GAME-BY-GAME RUSHING

(CARRIES-YARDS GAINED-LONGEST-TOUCHDOWNS)

	GASKIN	BREIDA	AHMED	WASHINGTON	GRANT	LAIRD	M. PERRY	TAGOVALO	FITZPATRICK
at NE	9-40-10-0	5-22-7-0	PS	NOR	0-0-0-0	0-0-0-0	INACTIVE	DNP	5-18-12-0
BUF	7-46-14-0	7-37-11-0	PS	NOR	0-0-0-0	0-0-0-0	INACTIVE	DNP	3-12-7-0
at Jax.	22-66-15-0	3-4-3-0	PS	NOR	1-29-29-0	0-0-0-0	INACTIVE	DNP	7-38-14-1
SEA	10-40-11-0	3-9-4-0	PS	NOR	0-0-0-0	0-0-0-0	INACTIVE	DNP	6-47-11-1
at SF	16-57-21-1	9-28-12-0	INACTIVE	NOR	1-(12)-(12)-0	0-0-0-0	INACTIVE	DNP	3-16-17-0
NYJ	18-91-15-0	6-15-5-0	INACTIVE	NOR	0-0-0-0	0-0-0-0	INACTIVE	0-0-0-0	1-4-4-0
LAR	18-47-6-1	4-13-6-0	INACTIVE	NOR	0-0-0-0	0-0-0-0	1-(-5)-(-5)-0	2-0-2-0	DNP
at Ari.	IR	INACTIVE	7-38-19-0	NOR	0-0-0-0	1-(-1)-(-1)-0	0-0-0-0	7-35-17-0	DNP
LAC	IR	INACTIVE	21-85-18-1	2-2-3-0	0-0-0-0	2-19-17-0	1-6-6-0	6-(-1)-2-0	DNP
at Den.	IR	2-4-4-0	12-43-14-0	INACTIVE	1-3-3-0	0-0-0-0	0-0-0-0	0-0-0-0	2-6-5-0
at NYJ	IR	8-36-12-0	INACTIVE	13-49-16-0	0-0-0-0	1-9-9-0	0-0-0-0	INACTIVE	3-10-12-0
CIN	21-90-26-0	R/COVID-19	INACTIVE	INACTIVE	0-0-0-0	3-6-4-0	0-0-0-0	3-3-4-0	DNP
KC	R/COVID-19	R/COVID-19	INACTIVE	13-35-7-0	0-0-0-0	4-19-9-0	0-0-0-0	6-24-9-1	DNP
NE									
at LV									
at Buf.									

OTHERS: BOWDEN JR.: 1-5-5-0 at Seattle (10/4), 3-4-3-0 at San Francisco (10/11), 1-11-11-0 vs. Cincinnati (12/6), 1-2-2-0 vs. Kansas City (12/13). **CLAYTON FEJEDELEM:** 1-1-1-0 at San Francisco (10/11). **JORDAN HOWARD:** 8-7-4-1 at New England (9/13), 5-4-2t-1 vs. Buffalo (9/20), 3-1-1t-1 at Jacksonville (9/24), 2-2-3-0 vs. Seattle (10/4), 10-19-8-1 at Arizona (11/8).

GAME-BY-GAME RECEIVING

(RECEPTIONS-YARDS GAINED-LONGEST-TOUCHDOWNS)

	PARKER	GESICKI	GRANT	WILLIAMS	GASKIN	SMYTHE	SHAHEEN	BREIDA	AHMED
at NE	4-47-18-0	3-30-18-0	3-25-14-0	2-41-21-0	4-26-15-0	0-0-0-0	0-0-0-0	0-0-0-0	PS
BUF	5-53-20-1	8-130-27-1	1-2-2-0	1-26-26-0	6-36-13-0	0-0-0-0	1-4-4-0	1-2-2-0	PS
at Jax.	5-69-20-0	1-15-15t-1	1-19-19-0	2-7-4-1	5-29-11-0	1-7-7-0	0-0-0-0	0-0-0-0	PS
SEA	10-110-21-0	1-15-15-0	3-36-18-0	1-15-15-0	3-22-9-0	2-30-18-0	0-0-0-0	3-39-26-0	PS
at SF	2-50-28-1	5-91-70-0	1-6-6-0	4-106-47-1	5-34-15-0	INACTIVE	1-3-3t-1	1-31-31-0	INACTIVE
NYJ	3-35-18-0	0-0-0-0	4-48-30-0	2-18-15-1	4-35-16-0	1-4-4t-1	3-51-43-1	2-7-10-0	INACTIVE
LAR	1-3-3t-1	1-8-8-0	1-15-15-0	2-15-8-0	3-16-9-0	2-16-8-0	0-0-0-0	0-0-0-0	INACTIVE
at Ari.	6-64-17-0	3-42-19-0	4-35-16-0	4-60-35-1	IR	1-19-19-0	0-0-0-0	INACTIVE	0-0-0-0
LAC	2-31-23-0	2-40-23-0	4-43-15-1	IR	IR	2-9-7-1	1-19-19-0	INACTIVE	1-5-5-0
at Den.	6-61-21-1	4-43-25-0	2-12-10-0	IR	IR	0-0-0-0	0-0-0-0	0-0-0-0	5-31-13-0
at NYJ	8-119-25-0	2-35-22-1	2-15-10-0	IR	IR	3-19-12-0	1-7-7t-1	2-17-13-0	INACTIVE
CIN	4-35-14-0	9-88-20-1	2-42-22-0	IR	2-51-35-0	2-16-11-0	0-0-0-0	R/COVID-19	INACTIVE
KC	0-0-0-0	5-65-29t-2	3-32-18-0	IR	R/COVID-19	2-19-10-0	2-26-16-0	R/COVID-19	INACTIVE
NE									
at LV									
at Buf.									

OTHERS: LYNN BOWDEN JR.: 1-(-1)-(-1)-0 vs. Buffalo (9/20), 4-41-15-0 vs. Cincinnati (12/6), 7-82-22-0 vs. Kansas City (12/13). **ANTONIO CALLAWAY:** 1-13-13-0 at Denver (11/22), 1-7-7-0 at N.Y. Jets (11/29). **CHANDLER COX:** 1-3-3-0 vs. Seattle (10/4), 1-6-6-0 at San Francisco (10/11). **RYAN FITZPATRICK:** 1-0-0-0 at Jacksonville (9/24). **ISAIAH FORD:** 2-13-8-0 at New England (9/13), 7-76-14-0 vs. Buffalo (9/20), 2-14-11-0 at Jacksonville (9/24), 4-48-17-0 vs. Seattle (10/4), 3-23-15-0 at San Francisco (10/11), 0-0-0-0 vs. N.Y. Jets (10/18), 1-10-10-0 vs. L.A. Rams (11/1). **MACK HOLLINS:** 1-11-11t-0 at Arizona (11/8), 1-1-1-0 vs. L.A. Chargers (11/15), 1-9-9-0 at Denver (11/22), 2-19-12-0 at N.Y. Jets (11/29). 1-7-7-0 vs. Cincinnati (12/6), 5-66-23-0 vs. Kansas City (12/13). **JORDAN HOWARD:** 1-(-3)-(-3)-0 vs. Seattle (10/4). **PATRICK LAIRD:** 2-9-6-0 vs. New England (9/13), 1-2-2-0 vs. N.Y. Jets (10/18), 1-17-17-0 at Arizona (11/8), 1-8-8-0 at Denver (11/22). 2-16-11-0 vs. Cincinnati (12/6), 1-4-4-0 vs. Kansas City (12/13). **MALCOLM PERRY:** 1-10-10-0 vs. L.A. Rams (11/1), 2-21-13-0 vs. L.A. Chargers (11/15), 3-23-12-0 at Denver (11/22), 1-8-8-0 at N.Y. Jets (11/29), 1-5-5-0 vs. Kansas City (12/13). **WASHINGTON:** 2-11-6-0 at N.Y. Jets (11/29). 2-17-10-0 vs. Kansas City (12/13).



2020 STATISTICS

GAME-BY-GAME PASSING

TUA TAGOVAILOA									
	ATT	COM	YDS	PCT	TD	INT	LG	SKD/YDS	RATING
at NE					DID NOT PLAY				
BUF					DID NOT PLAY				
at Jax.					DID NOT PLAY				
SEA					DID NOT PLAY				
at SF					DID NOT PLAY				
NYJ	2	2	9	100.0	0	0	7	0/0	85.4
LAR	22	12	93	54.5	1	0	15	1/3	80.3
at Ari.	28	20	248	71.4	2	0	35	3/27	122.3
LAC	25	15	169	60.0	2	0	23	0/0	106.9
at Den.	20	11	83	55.0	1	0	13	6/33	81.9
at NYJ					INACTIVE				
CIN	39	26	296	66.7	1	0	35	0/0	97.8
KC	48	28	316	58.3	2	1	29t	4/29	83.3
NE									
at LV									
at Buf.									

56 • Miami Dolphins Weekly Release: Week 15 vs. New England



2020 STATISTICS

PLAYER PARTICIPATION

NAME	NE	BUF	JAX	SEA	SF	NYJ	LAR	ARI	LAC	DEN	NYJ	CIN	KC	NE	LV	BUF	GP	GS	DNP	INA
Ahmed, Salvon	PS	PS	PS	PS	PS	INA	INA	INA	X	RB	RB	INA	INA	INA			3	2	0	6
Baker, Jerome	LB	LB	X	X	LB	LB	LB	LB	X	X	X	LB	LB				13	8	0	0
Biegel, Vince	IR	IR	IR	IR	IR	IR	IR	IR	IR	IR	IR	IR	IR				0	0	0	0
Bowden Jr., Lynn	INA	X	INA	X	WR	X	INA	R/C-19	INA	INA	X	X	X				7	1	0	5
Breida, Matt	X	X	X	X	X	X	X	INA	INA	X	OL	X	R/C-19R/C-19				9	0	1	0
Callaway, Antonio	SUS	SUS	SUS	SUS	SUS	SUS	SUS	PS	DNP	WR	X	X	X				4	1	1	0
Coe, Nick	PS	PS	PS	PS	PS	PS	PS	PS	PS	PS	PS	PS	PS				0	0	0	0
Cole, Brian	PS	PS	PS	PS	PS	PS	PS	PS	PS	PS	PS	PS	PS				0	0	0	0
Cole, Matt	PS	PS	PS	PS	PS	PS	PS	PS	PS	R/C-19R/C-19	PS	PS	PS				0	0	0	0
Cox, Chandler	X	FB	X	FB	FB	X	INA	X	INA	INA	INA	X	INA				8	3	0	5
Davenport, Juliën	X	X	X	X	X	X	X	X	X	X	X	X	X				13	1	0	0
Davis, Javaris	PS	PS	PS	NOR	PS	PS	PS	PS	PS	PS	PS	PS	PS				0	0	0	0
Davis, Jesse	RT	RT	RT	RT	LT	LT	LT	LT	RG	RT	RG	X	RG				13	12	0	0
Davis, Raekwon	DT	X	X	X	X	NT	NT	NT	NT	NT	DT	NT	NT				13	9	0	0
Deiter, Michael	X	X	X	X	X	X	X	X	X	X	X	X	X				13	0	0	0
Eguavoen, Sam	X	X	X	X	X	X	X	X	X	X	X	X	LB				13	1	0	0
Ellis, Tino	NOR	NOR	NOR	NOR	NOR	PS	PS	PS	PS	PS	PS	PS	PS				0	0	0	0
Fejedelem, Clayton	INA	INA	INA	X	X	X	X	X	X	X	X	X	X				10	0	0	3
Ferguson, Blake	X	X	X	X	X	X	X	X	X	X	X	X	X				13	0	0	0
Fitzpatrick, Ryan	QB	QB	QB	QB	QB	QB	DNP	DNP	DNP	X	QB	DNP	DNP				8	7	5	0
Flowers, Ereck	LG	LG	LG	LG	LG	LG	LG	LG	LG	LG	LG	LG	INA				12	12	0	1
Ford, Isaiah	X	X	X	X	X	X	X	NOR	NOR	NOR	NOR	NOR	NOR				7	0	0	0
Frazier, Kavon	X	X	X	INA	X	X	X	X	X	X	X	X	X				12	0	0	1
Gaskin, Myles	X	X	RB	RB	RB	RB	RB	IR	IR	IR	IR	RB	R/C-19				8	6	0	0
Gauthier, Tyler	NOR	PS	PS	PS	PS	PS	PS	PS	PS	PS	PS	PS	PS				0	0	0	0
Gesicki, Mike	TE	TE	TE	X	X	TE	X	TE	X	TE	TE	TE	TE				13	9	0	0
Godchaux, Davon	DT	NT	NT	NT	NT	IR	IR	IR	IR	IR	IR	IR	IR				5	5	0	0
Grant Sr., Jakeem	X	X	X	X	X	WR	X	X	WR	X	WR	X	WR				13	3	0	0
Grugier-Hill, Kamu	X	LB	X	X	X	X	X	X	X	X	X	X	X				13	1	0	0
Haack, Matt	X	X	X	X	X	X	X	X	X	X	X	X	X				13	0	0	0
Hayes, Tae	PS	PS	X	PS	PS	PS	PS	PS	PS	PS	NOR	NOR	NOR				2	0	0	0
Holley, Nate	PS	PS	PS	PS	PS	PS	PS	PS	PS	PS	PS	X	X				2	0	0	0
Hollins, Mack	X	X	X	X	X	X	X	X	X	X	X	X	X				13	0	0	0
Howard, Jordan	RB	RB	X	X	INA	INA	INA	RB	INA	NOR	NOR	NOR	NOR				5	3	0	4
Howard, Xavien	CB	CB	CB	CB	CB	CB	CB	CB	CB	CB	CB	CB	CB				13	13	0	0
Hubbard, Jonathan	PS	PS	PS	PS	PS	PS	PS	PS	PS	PS	PS	PS	PS				0	0	0	0
Hunt, Robert	X	X	X	X	RT	RT	RT	RT	RT	X	RT	RT	RT				13	8	0	0
Hurns, Allen	OO	OO	OO	OO	OO	OO	OO	OO	OO	OO	OO	OO	OO							
Igbinegho, Noah	X	X	CB	CB	X	X	X	X	X	X	X	X	X				13	2	0	0
Jackson, Austin	LT	LT	LT	LT	IR	IR	IR	X	LT	LT	LT	LT	LT				10	9	0	0
Johnson, Kylan	PS	PS	PS-1	PS-1	PS-1	PS-1	PS-1	PS-1	PS-1	PS	PS	PS	PS				0	0	0	0
Jones, Benito	PS	PS	PS	PS	PS	X	PS	X	PS	X	INA	INA	INA				4	0	0	3
Jones, Brandon	S	X	X	X	X	X	X	X	S	X	X	X	X				13	3	0	0
Jones, Byron	CB	CB	INA	INA	CB	CB	CB	CB	CB	CB	CB	CB	CB				11	11	0	2
Karras, Ted	C	C	C	C	C	C	C	C	C	C	C	C	C				13	13	0	0
Kindley, Solomon	RG	RG	RG	RG	RG	RG	RG	RG	OL	RG	INA	RG	LG				12	12	0	1
King, Akeem	NOR	NOR	NOR	NOR	NOR	NOR	NOR	NOR	NOR	NOR	NOR	NOR	PS				0	0	0	0
Laird, Patrick	X	X	X	X	X	X	X	X	X	X	X	X	X				13	0	0	0
Lawson, Shaq	LB	LB	LB	LB	INA	X	X	X	LB	X	LB	X	LB				12	7	0	1
LeDbetter, Jonathan	NFI	NFI	NFI	NFI	NFI	NFI	NFI	NFI	NFI	NFI	NFI	NFI	NFI				0	0	0	0
McCain, Bobby	S	S	S	S	S	S	S	S	S	S	S	S	S				13	13	0	0
McGuire, Elijah	NOR	NOR	NOR	NOR	NOR	NOR	NOR	NOR	NOR	NOR	NOR	NOR	DNP				0	0	1	0
Merritt, Kirk	PS	PS	PS	PS	PS	PS	PS	X	PS	PS	PS	PS	PS				1	0	0	0
Munson, Calvin	X	X	X	X	X	X	X	X	X	X	X	X	X				13	0	0	0
Myarick, Chris	PS	PS	PS	PS	PS	PS	PS	PS	X	DNP	PS	PS	PS				2	0	1	0
Needham, Nik	X	CB	X	CB	X	CB	CB	X	X	X	X	X	X				13	4	0	0
Ogbah, Emmanuel	DE	DE	DE	DE	DE	DE	DE	DE	DE	DE	X	X	X				13	10	0	0
Orzech, Matt	PS	PS	PS	PS	PS	PS	PS	PS	NOR	NOR	NOR	NOR	NOR				0	0	0	0
Pankey, Adam	INA	INA	INA	INA	X	X	INA	INA	INA	INA	INA	INA	DNP				4	0	1	8
Parker, DeVante	WR	WR	WR	WR	WR	WR	X	WR	X	X	WR	WR	WR				13	10	0	0
Patton, Andre	NOR	NOR	NOR	NOR	NOR	NOR	NOR	NOR	NOR	PS	PS	PS	PS				0	0	0	0
Payne, Donald	NOR	NOR	NOR	NOR	NOR	NOR	NOR	NOR	PS	PS	NOR	NOR	NOR				0	0	0	0
Perry, Jamal	X	X	CB	X	X	X	INA	INA	X	X	X	X	R/C-19				10	1	0	2
Perry, Malcolm	INA	INA	INA	INA	INA	INA	WR	X	X	X	WR	INA	X				6	3	0	7
Queiroz Neto, Durval	PS	PS	PS	PS	PS	PS	PS	PS	PS	PS	PS	PS	PS				0	0	0	0
Render, Tyshun	PS	PS	PS	PS	X	PS	PS	PS	PS	PS	PS	PS	DNP				1	0	1	0
Roberts, Elandon	LB	INA	LB	LB	LB	LB	X	LB	LB	LB	LB	LB	INA				11	10	0	2
Rowe, Eric	X	X	S	S	S	S	S	S	S	S	S	S	S				13	11	0	0
Rudock, Jake	PS	NOR	NOR	PS	NOR	NOR	NOR	NOR	NOR	NOR	NOR	NOR	NOR				0	0	0	0
Sanders, Jason	X	X	X	X	X	X	X	X	X	X	X	X	X				13	0	0	0
Shaheen, Adam	X	X	X	TE	X	TE	X	TE	X	TE	X	TE	TE				13	4	0	0
Sieler, Zach	X	X	X	X	DT	X	DE	X	DE	DE	DE	DE	DE				13	7	0	0
Sinnett, Reid	NOR	PS	PS	PS	PS	PS	PS	PS	PS	PS	DNP	PS	PS				0	0	1	0
Smythe, Durham	TE	X	TE	TE	INA	X	TE	TE	TE	TE	TE	TE	TE				12	10	0	1
Strowbridge, Jason	INA	INA	INA	INA	INA	INA	INA	X	X	X	X	X	X				6	0	0	7
Sunahara, Rex	NOR	NOR	NOR	NOR	NOR	NOR	NOR	QB	NOR	PS	PS	PS	PS				0	0	0	0
Tagovaloa, Tua	DNP	DNP	DNP	DNP	DNP	DNP	X	QB	QB	QB	INA	QB	QB				7	6	5	1
Tankersley, Cordrea	NOR	PS	PS	PS	PS	PS	PS	NOR	NOR	NOR	NOR	NOR	NOR				0	0	0	0
Van Ginkel, Andrew	LB	X	X	X	X	LB	LB	LB	X	LB	LB	LB	LB				13	8	0	0
Van Noy, Kyle	X	LB	LB	LB	LB	INA	LB	LB	LB	LB	LB	LB	LB				11	10	0	2
Washington, DeAndre	NOR	NOR	NOR	NOR	NOR	NOR	NOR	NOR	X	INA	X	INA	INA				3	1	0	2
Webster, Ken	PS	NOR	NOR	NOR	NOR	NOR	NOR	NOR	NOR	NOR	NOR	NOR	NOR				0	0	0	0
Wilkins, Christian	X	DE	DE	DE	DE	DE	X	DT	R/C-19R/C-19	DE	DE	DE	DE				11	9	0	0
Williams, Preston	WR	WR	WR	X	WR	WR	WR	WR	IR	IR	IR	IR	IR				8	7	0	0
Wilson, Albert	OO	OO	OO	OO	OO	OO	OO	OO	OO	OO	OO	OO	OO							

POSITION IN CAPS = STARTER

X = PLAYED/SUBSTITUTED

NFI - NON-FOOTBALL ILLNESS/INJURY
R/C-19 = RESERVE/COVID-19

INA = INACTIVE

IR = INJURED RESERVE

PUP = PHYSICALLY UNABLE TO PERFORM

SUS = SUSPENDED

NOR = NOT ON ROSTER

PS1 = PRACTICE SQUAD (INJURED)

PS = PRACTICE SQUAD

DNP = DID NOT PLAY

OO = OPT-OUT



THE LAST TIME IT HAPPENED

THE LAST TIME (TEAM)		
BY DOLPHINS		BY OPPONENT
38-35, vs. Cincinnati, 12/22/19	WON IN OVERTIME	21-24, at Arizona, 9/30/12
27-24, at New England, 12/29/19	WON BY SCORING IN THE LAST 2 MINUTES	22-21, at N.Y. Jets, 12/8/19
34-31, at Buffalo, 12/24/16	TIED BY SCORING IN THE LAST 2 MINUTES	38-35, vs. Cincinnati, 12/22/19
24-0, vs. N.Y. Jets, 10/18/20	SHUTOUT AN OPPONENT	0-43, vs. New England, 9/15/19
24-0, vs. N.Y. Jets, 10/18/20	WON BY 20+ POINTS	10-30, vs. L.A. Chargers, 9/29/19
24-23, vs. Buffalo, 12/4/05	WON AFTER TRAILING BY 20+ POINTS	34-46, vs. New Orleans, 10/25/09
38-10, at Tennessee, 10/18/15	HELD A 28+ POINT LEAD	24-41, at Cleveland, 11/24/19
28-7, vs. L.A. Rams, 11/1/20	HELD A 21+ POINT LEAD	13-36, at N.Y. Giants, 12/15/19
21 (second quarter), vs. L.A. Rams, 11/1/20	SCORED 20+ POINTS IN A QUARTER	23 (fourth quarter), vs. Cincinnati, 12/22/19
24 (first half), at Arizona, 11/8/20	SCORED 20+ POINTS IN A HALF	29 (second half), vs. Cincinnati, 12/22/19
20-3, at N.Y. Jets, 11/29/20	HELD OPPONENT WITHOUT A TD	21-22, at N.Y. Jets, 12/8/19
3 offense & 1 defense, at Arizona, 11/8/20	SCORED TD ON OFFENSE AND DEFENSE	4 offense & 2 defense, vs. New England, 9/15/19
2 offense, 1 defense & 1 special teams, vs. L.A. Rams, 11/1/20	SCORED TD ON OFFENSE, DEFENSE & SPECIAL TEAMS	2 offense, 1 defense & 2 special teams, at New England, 10/4/10
vs. N.Y. Jets, 11/3/19	SCORED SAFETY	vs. Kansas City, 12/13/20

THE LAST TIME (OFFENSE)		
BY DOLPHINS		BY OPPONENT
Has never happened	600+ NET YARDS OF OFFENSE	643, vs. Baltimore, 9/8/19
502, vs. Cincinnati, 12/22/19	500+ NET YARDS OF OFFENSE	523, vs. Buffalo, 9/20/20
406, vs. Cincinnati, 12/6/20	400+ NET YARDS OF OFFENSE	448, vs. Kansas City, 12/13/20
315, vs. Baltimore, 11/11/73	300+ NET RUSHING YARDS	305, at Pittsburgh, 12/18/88
261, at Buffalo, 12/24/16	200+ NET RUSHING YARDS	217, at New England, 9/13/20
206, Jay Ajayi, at Buffalo, 12/24/16	200-YARD RUSHING GAME	203, Rueben Mayes, vs. New Orleans, 12/7/86
206, Jay Ajayi, at Buffalo, 12/24/16	150-YARD RUSHING GAME	158, Kerryon Johnson vs. Detroit, 10/21/18
123, Kalen Ballage, at Minnesota, 12/16/18	100-YARD RUSHING GAME	106, Tyler Murray, at Arizona, 11/8/20
Mercury Morris (125) and Don Nottingham (102), at Green Bay, 10/5/75	TWO 100-YARD RUSHERS	Ezekiel Elliott (125) and Tony Pollard (103), at Dallas, 9/22/19
Kenyan Drake, 120, vs. Denver, 12/3/17, 114, vs. New England, 12/11/17	CONSECUTIVE 100-YARD RUSHING GAMES	Kerryon Johnson, 158, vs. Detroit, 10/21/18 and Lamar Miller, 133, at Houston, 10/25/18
Jay Ajayi (206) and Damien Williams (56), at Buffalo, 12/24/16	COMBINED 200-YARDS RUSHING BY 2 PLAYERS	Ezekiel Elliott (125) and Tony Pollard (103), at Dallas, 9/22/19
32, Jay Ajayi, at Buffalo, 12/24/16	30+ CARRIES	32, Knile Davis, vs. Kansas City, 9/21/14
25, Kenyan Drake, vs. New England, 12/11/17	25+ CARRIES	25, Chase Edmonds, at Arizona, 11/8/20



THE LAST TIME IT HAPPENED

THE LAST TIME (OFFENSE)		
BY DOLPHINS		BY OPPONENT
85t, Lamar Miller, vs. Houston, 10/25/15	80+ YARD RUSHING PLAY	Has never happened
75t, Kalen Ballage, at Minnesota, 12/16/18	60+ YARD RUSHING PLAY	60, Anthony Levine, vs. Baltimore, 9/8/19
75t, Kalen Ballage, at Minnesota, 12/16/18	40+ YARD RUSHING PLAY	60, Anthony Levine, vs. Baltimore, 9/8/19
2, Brandon Bolden, vs. New England, 12/9/18	2+ RUSHING TOUCHDOWNS	2, Melvin Gordon III, at Denver, 11/22/20
406, vs. Cincinnati, 12/22/19	400+ NET PASSING YARDS (TEAM)	411, vs. Buffalo, 9/20/20
342, at San Francisco, 10/11/20	300+ NET PASSING YARDS (TEAM)	354, vs. Kansas City, 12/13/20
52, Ryan Fitzpatrick, vs. Cincinnati, 12/22/19	50+ PASS ATTEMPTS	61, Jared Goff, vs. L.A. Rams, 11/1/20
48, Tua Tagovailoa, vs. Kansas City, 12/13/20	40+ PASS ATTEMPTS	61, Jared Goff, vs. L.A. Rams, 11/1/20
31, Ryan Fitzpatrick, vs. Buffalo, 9/20/20	30+ COMPLETIONS	35, Jared Goff, vs. L.A. Rams, 11/1/20
28, Tua Tagovailoa, vs. Kansas City, 12/13/20	25+ COMPLETIONS	35, Jared Goff, vs. L.A. Rams, 11/1/20
vs. Cincinnati, 12/6/20	NO SACKS ALLOWED	at Denver, 11/22/20
Has never happened	PERFECT PASSER RATING (158.3) (MIN. 20 ATTEMPTS)	158.3, Lamar Jackson, vs. Baltimore, 9/15/19
316, Tua Tagovailoa, vs. Kansas City, 12/13/20	300+ YARD PASSER	393, Patrick Mahomes, vs. Kansas City, 12/13/20
Ryan Fitzpatrick, 315, vs. Seattle, 10/4/20 and 350, at San Francisco, 10/11/20	CONSECUTIVE 300+ YARD PASSING GAMES	Baker Mayfield, 327, at Cleveland, 11/24/19 and Carson Wentz, 310, vs. Philadelphia, 12/1/19
4, Ryan Fitzpatrick, vs. Cincinnati, 12/22/19	4+ TD PASSES	4, Josh Allen, vs. Buffalo, 9/20/20
3, Ryan Fitzpatrick, vs. N.Y. Jets, 10/18/20	3+ TD PASSES	3, Kyler Murray, at Arizona, 11/8/20
15, Chris Chambers, vs. Buffalo, 12/4/05	15+ RECEPTIONS	15, Isaac Bruce, at St. Louis, 12/24/95
10, DeVante Parker, vs. Seattle, 10/4/20	10+ RECEPTIONS	11, Cooper Kupp, vs. L.A. Rams, 11/1/20
253, Brian Hartline, at Arizona, 9/30/12	200-YARD RECEIVER	221, Eric Decker, vs. N.Y. Jets, 12/28/14
159, DeVante Parker, vs. Philadelphia, 12/1/19	150-YARD RECEIVER	153, Stefon Diggs, vs. Buffalo, 9/20/20
119, DeVante Parker, at N.Y. Jets, 11/29/20	100-YARD RECEIVER	136, Travis Kelce, vs. Kansas City, 12/13/20
Jarvis Landry (137) and DeVante Parker (106) at New England, 9/18/16	TWO 100-YARD RECEIVERS IN SAME GAME	Marquise Brown (147) and Mark Andrews (108), vs. Baltimore, 9/8/19
DeVante Parker, 111, vs. Cincinnati, 12/22/19 and 137, at New England, 12/29/19	CONSECUTIVE 100-YARD RECEIVING GAMES	Cooper Kupp, 110, vs. L.A. Rams, 11/1/20 and Christian Kirk, 123, at Arizona, 11/8/20
Albert Wilson, 150 (second half), vs. Chicago, 10/14/18	100 YARDS RECEIVING IN A HALF	Sterling Shepard, 107 (second half), at N.Y. Giants, 12/15/19
Has never happened	90+ YARD PASSING PLAY	99t, Tom Brady to Wes Welker, vs. New England, 9/12/11
80, Ryan Tannehill to Brian Hartline, at Arizona, 9/30/12	80+ YARD PASSING PLAY	83t, Lamar Jackson to Marquise Brown, vs. Baltimore, 9/18/19
70, Ryan Fitzpatrick to Mike Gesicki, at San Francisco, 10/11/20	60+ YARD PASSING PLAY	72t, Brandon Allen to Tyler Boyd, vs. Cincinnati, 12/6/20



THE LAST TIME IT HAPPENED

THE LAST TIME (OFFENSE)		
BY DOLPHINS		BY OPPONENT
70, Ryan Fitzpatrick to Mike Gesicki, at San Francisco, 10/11/20	50+ YARD PASSING PLAY	72t, Brandon Allen to Tyler Boyd, vs. Cincinnati, 12/6/20
43, Ryan Fitzpatrick to Adam Shaheen, vs. N.Y. Jets, 10/18/20	40+ YARD PASSING PLAY	44t, Patrick Mahomes to Tyreek Hill, vs. Kansas City, 12/13/20
3, Lamar Thomas, vs. Denver, 12/21/98	3+ TD RECEPTIONS	3, Danny Woodhead, at San Diego, 12/20/15
2, Mike Gesicki, vs. Kansas City, 12/13/20	2+ TD RECEPTIONS	2, Tyler Boyd, vs. Cincinnati, 12/22/19
Myles Gaskin (47 rushing and 16 receiving), vs. L.A. Rams, 11/1/20	LED TEAM IN RUSHING & RECEIVING IN SAME GAME	James Robinson (46 rushing and 83 receiving), at Jacksonville, 9/24/20
Frank Gore (101 rushing) and Albert Wilson (155 receiving) vs. Chicago, 10/14/18	100-YARD RUSHER & 100-YARD RECEIVER IN SAME GAME	Kyler Murray (106 rushing) and Christian Kirk (123 receiving) at Arizona, 11/8/20
Brock Osweiler (380 passing), Frank Gore (101 rushing) and Albert Wilson (155 receiving) vs. Chicago, 10/14/18	100-YARD RUSHER, 100-YARD RECEIVER & 300-YARD PASSER IN SAME GAME	Baker Mayfield (327 passing), Nick Chubb (106 rushing) and Jarvis Landry (148 receiving) at Cleveland, 11/24/19
Kenyan Drake (1 rushing, 1 receiving), at Indianapolis, 11/25/18	1+ RUSHING TD & 1+ RECEIVING TD IN SAME GAME	Tyreek Hill (1 rushing, 1 receiving), vs. Kansas City, 12/13/20
Tua Tagovailoa (2 passing, 1 rushing), vs. Kansas City, 12/13/20	1+ PASSING TD & 1+ RUSHING TD IN SAME GAME	Kyler Murray (3 passing, 1 rushing), at Arizona, 11/8/20
at Arizona, 11/8/20	NO TURNOVERS	vs. Buffalo, 11/17/19
at San Francisco, 10/11/20	TD SCORED ON FIRST DRIVE	vs. Seattle, 10/4/20
Ryan Fitzpatrick to Preston Williams, vs. Seattle, 10/4/20	SUCCESSFUL 2-POINT CONVERSION	Andy Dalton to Tyler Eifert, vs. Cincinnati, 12/22/19 and Andy Dalton run, vs. Cincinnati, 12/22/19
vs. L.A. Chargers, 11/15/20	FAILED 2-POINT CONVERSION	vs. Cincinnati, 12/22/19

THE LAST TIME (DEFENSE)		
BY DOLPHINS		BY OPPONENT
76, vs. Buffalo, 10/21/73	HELD OPPONENT UNDER 100 YARDS OF TOTAL OFFENSE	88, at New England, 10/12/80
118, vs. Buffalo, 9/21/03	HELD OPPONENT UNDER 150 YARDS OF TOTAL OFFENSE	145, vs. L.A. Rams, 11/1/20
196, vs. Cincinnati, 12/2/20	HELD OPPONENT UNDER 200 YARDS OF TOTAL OFFENSE	145, vs. L.A. Rams, 11/1/20
196, vs. Cincinnati, 12/2/20	HELD OPPONENT UNDER 300 YARDS OF TOTAL OFFENSE	223, at Denver, 11/22/20
25, vs. New England, 12/11/17	HELD OPPONENT UNDER 30 YARDS RUSHING	23, vs. Buffalo, 11/17/19
40, vs. Cincinnati, 12/6/20	HELD OPPONENT UNDER 50 YARDS RUSHING	23, vs. Buffalo, 11/17/19
40, vs. Cincinnati, 12/6/20	HELD OPPONENT UNDER 75 YARDS RUSHING	56, at Denver, 11/22/20



THE LAST TIME IT HAPPENED

THE LAST TIME (DEFENSE)

BY DOLPHINS		BY OPPONENT
94, vs. Kansas City, 12/13/20	HELD OPPONENT UNDER 100 YARDS RUSHING	80, vs. Kansas City, 12/13/20
49, at N.Y. Jets, 12/1/14	HELD OPPONENT UNDER 100 YARDS NET PASSING	90, vs. L.A. Rams, 11/1/20
148, vs. N.Y. Jets, 10/18/20	HELD OPPONENT UNDER 150 YARDS NET PASSING	90, vs. L.A. Rams, 11/1/20
Louis Delmas (81) and Brent Grimes (22), at Jacksonville, 10/26/14	2+ INTERCEPTION RETURNS FOR TOUCHDOWNS BY TEAM IN SAME GAME	Stephon Gilmore (54) and Jamie Collins Sr. (69), vs. New England, 9/15/19
35t, Eric Rowe, at New England, 12/29/19	INTERCEPTION RETURN FOR A TD	54t, Stephon Gilmore and 69t Jamie Collins Sr., vs. New England, 9/15/19
3, Sam Madison, vs. Tennessee, 11/7/99	3+ INTERCEPTIONS	3, Nate Clements, at Buffalo, 10/20/02
2, Xavien Howard, vs. Buffalo, 12/2/18	2+ INTERCEPTIONS	2, Joe Schobert, at Cleveland, 11/24/19
8, at Arizona, 9/30/12	7+ SACKS BY TEAM	7, vs. Buffalo, 11/17/19
6, vs. Cincinnati, 12/6/20	6+ SACKS BY TEAM	6, at Denver, 11/22/20
6, vs. Cincinnati, 12/6/20	5+ SACKS BY TEAM	6, at Denver, 11/22/20
4, Cameron Wake, at Tennessee, 10/18/15	4+ SACKS	Has never happened
3, Kyle Van Noy, vs. Cincinnati, 12/6/20	3+ SACKS	3.5, Elvis Dumervil, vs. Baltimore, 12/7/14
2.5, Jerome Baker, vs. Kansas City, 12/13/20	2+ SACKS	2, DeShawn Williams, at Denver, 11/22/20
36t, Shaq Lawson, at Arizona, 11/8/20	FUMBLE RECOVERED FOR TOUCHDOWN	19t, Sam Hubbard, at Cincinnati, 10/7/18

THE LAST TIME (SPECIAL TEAMS)

BY DOLPHINS		BY OPPONENT
101t, Jakeem Grant, vs. Buffalo, 11/17/19	KICKOFF RETURN FOR A TD	45t, Micah Hyde at Buffalo, 10/20/19
94t, Mercury Morris, at New England, 12/5/71	KICKOFF RETURN FOR A TD ON OPENING KICKOFF	101t, Jacoby Ford, at Oakland, 11/28/10
101t, Jakeem Grant, vs. Buffalo, 11/17/19	50+ YARD KICKOFF RETURN	78, Vyncint Smith, vs. N.Y. Jets, 11/3/19
88t, Jakeem Grant, vs. L.A. Rams, 11/1/20	PUNT RETURN FOR A TD	67t, Mecole Hardman, vs. Kansas City, 12/13/20
88t, Jakeem Grant, vs. L.A. Rams, 11/1/20	50+ YARD PUNT RETURN	67t, Mecole Hardman, vs. Kansas City, 12/13/20
Walt Aikens, at N.Y. Jets, 12/17/16	BLOCKED PUNT RECOVERED FOR A TD	Chris Burkett, vs. N.Y. Jets, 9/29/91
Andrew Van Ginkel, vs. L.A. Chargers, 11/15/20	BLOCKED PUNT	Albert McClellan, vs. New England, 12/9/18
Walt Aikens return of blocked PAT, vs. Arizona, 12/11/16	DEFENSIVE 2-POINT CONVERSION ON PAT	Has never happened
Jordan Phillips, vs. Arizona, 12/11/16	BLOCKED PAT	Donald Penn, vs. Tampa Bay, 11/15/09
Jason Sanders, vs. Philadelphia, 12/1/19	MISSED (NOT BLOCKED) PAT	Brandon Wright, at Jacksonville, 9/24/20
Vincent Taylor, at Cincinnati, 10/7/18	BLOCKED FIELD GOAL	Daniel McCullers, vs. Pittsburgh, 10/16/16
47t, Curtis Johnson, vs. Green Bay, 12/19/71	BLOCKED FIELD GOAL RETURNED FOR TD	62t, Kyle Arrington, vs. New England, 12/14/14
8, Jason Sanders, at N.Y. Jets, 12/8/19	6+ FIELD GOALS ATTEMPTED	6, Harrison Butker, at Kansas City, 12/24/17



THE LAST TIME IT HAPPENED

THE LAST TIME (SPECIAL TEAMS)		
BY DOLPHINS		BY OPPONENT
5, Jason Sanders, at San Francisco, 10/11/20	5+ FIELD GOALS ATTEMPTED	6, Harrison Butker, at Kansas City, 12/24/17
4, Jason Sanders, vs. Cincinnati, 12/6/20	4+ FIELD GOALS ATTEMPTED	4, Jake Elliott, vs. Philadelphia, 12/1/19
3, Jason Sanders, vs. Kansas City, 12/13/20	3+ FIELD GOALS ATTEMPTED	3, Sam Ficken, at N.Y. Jets, 12/8/19
7, Jason Sanders, at N.Y. Jets, 12/8/19	6+ FIELD GOALS MADE	Never happened
5, Jason Sanders, vs. Seattle, 10/4/20	5+ FIELD GOALS MADE	5, Harris Butker, at Kansas City, 12/24/17
4, Jason Sanders, vs. Cincinnati, 12/6/20	4+ FIELD GOALS MADE	4, Matt Prater, vs. Detroit, 10/21/18
4, Jason Sanders, vs. Cincinnati, 12/6/20	3+ FIELD GOALS MADE	3, Sam Ficken, at N.Y. Jets, 12/8/19
vs. Buffalo, 11/17/19	SUCCESSFUL ONSIDE KICK	vs. Cincinnati, 12/22/19
vs. Kansas City, 12/13/20	FAILED ONSIDE KICK ATTEMPT	vs. L.A. Chargers, 11/15/20





GAME SUMMARIES & GAME BOOK



2020 GAME RECAPS

WEEK 1

SEPT. 13, 2020 | FOXBOROUGH, MASS.
GILLETTE STADIUM
ATTENDANCE: NONE | TV: CBS

MIAMI 11	NEW ENGLAND 21
----------	----------------

SCORING SUMMARY					
	1	2	3	4	F
Miami	0	3	0	8	11
New England	0	7	7	7	21

An unprecedented offseason in the National Football League was always going to create an element of mystery for the first games of the 2020 season. The Patriots, with a complete style change – going from one former-MVP quarterback to another – decided to run the football 42 times, with 15 of those coming from their new MVP quarterback in Cam Newton.

The two teams felt each other out to the tune of a 7-3 halftime score in favor of the home side.

A dominant Patriots third quarter was threatening to turn the game into a run-away, but a potential turning point occurred when Jerome Baker's effort saved a touchdown. Not only did the linebacker keep points off the board, he created Miami's first turnover of the season. Patriots receiver N'Keal Harry was one yard away from making it 20-3 (point after pending), all but putting a vice grip on the game's result. But Baker chased the second-year receiver down from behind and forced a fumble out of the end zone, giving Miami the ball after a touchdown.

The Dolphins answered with an 80-yard drive that was capped off by a one-yard Jordan Howard touchdown run. It was the Dolphins' third consecutive run, finished off behind a sixth offensive lineman with two tight ends and a fullback in Miami's heavy personnel.

New England answered right back with a lengthy drive of their own, converting a fourth-and-1 play from the Dolphins 5-yard line. The Patriots would finish the drive on the following play as Newton (who had two rushing touchdowns earlier in the game) shared the wealth this time as running back Sony Michel plunged into the end zone from one yard out.

The New England defense was the story of the day. After leading the NFL in interceptions (25) and passer-rating-against (63.7) in 2019, the Patriots picked up where they left off. New England intercepted quarterback Ryan Fitzpatrick three times and held him to a rating of 44.6. The Patriots run defense also bowed up limiting Miami to 3.22 yards per rush.

Patriots Offensive Coordinator Josh McDaniels cooked up a plan that shortened the game. New England ran 63 plays to Miami's 58. The third quarter saw a significant disparity as the Patriots ran 21 plays to Miami's six, limiting the work of some promising performances.

SCORING DRIVES					
TEAM	QTR	TIME	PLAY (EXTRA POINT) (DRIVE INFO)	MIA	NE
Patriots	2	13:12	C.Newton 4 yd. run (N.Folk kick) (11-80, 6:11)	0	7
Dolphins	2	3:53	J.Sanders 46 yd. Field Goal (10:59, 5:16)	3	7
Patriots	3	10:14	C.Newton 11 yd. run (N.Folk kick) (8-75, 4:46)	3	14
Dolphins	4	10:31	J.Howard 1 yd. run (R.Fitzpatrick run) (11-80, 5:23)	11	14
Patriots	4	5:23	S.Michel 1 yd. run (N.Folk kick) (10-75, 5:08)	11	21

GAME STATISTICS

RUSHING (Att-Yds-TD):

Miami: M. Gaskin 9-40, M. Breida 5-22, R. Fitzpatrick 5-18, J. Howard 8-7-1.
New England: C. Newton 15-75-2, S. Michel 10-37-1, R. Burkhead 7-32, J. Taylor 4-28, J. Edelman 1-23, J. White 5-22.

PASSING (A-C-Y-TD-I):

Miami: R. Fitzpatrick 30-20-191-0-3.
New England: C. Newton 19-15-155-0-0.

RECEIVING (Rec-Yds-TD):

Miami: D. Parker 4-47, M. Gaskin 4-26, M. Gesicki 3-30, J. Grant 3-25, P. Williams 2-41, I. Ford 2-13, P. Laird 2-9.
New England: J. Edelman 5-57, N. Harry 5-39, J. White 3-30, R. Izzo 1-25, J. Taylor 1-4.

SACKS (Sk-Yds):

Miami: J. Baker 1-9, C. Wilkins 1-6.
New England: D. Rivers 1-9.

INTERCEPTIONS (Int-Yds):

Miami: None.
New England: S. Gilmore 1-15, A. Phillips 1-5, J. Jackson 1-0.

FORCED FUMBLES:

Miami: J. Baker 1.
New England: None.

FUMBLE RECOVERIES (No-Yds):

Miami: None.
New England: None.

TEAM STATS	MIA	NE
TOTAL FIRST DOWNS	20	29
By Rushing	6	18
By Passing	11	8
By Penalty	3	3
THIRD DOWN EFFICIENCY	4-11-36%	5-10-50%
FOURTH DOWN EFFICIENCY	0-0-0%	1-1-100%
TOTAL NET YARDS	269	357
Total Offensive Plays	58	63
Average gain per offensive play	4.6	5.7
NET YARDS RUSHING	87	217
Total Rushing Plays	27	42
Average gain per rushing play	3.2	5.2
NET YARDS PASSING	182	140
Sacks-Yards	1-9	2-15
Gross yards passing	191	155
ATTEMPTS-COMPLETIONS-INTS	30-20-3	19-15-0
Avg. gain per pass play	5.9	6.7
PUNTS NUMBER AND AVG.	3-50.7	3-39.7
Net Punting Average	44.0	40.7
TOTAL RETURN YARDAGE	-3	20
No. and Yards Punt Returns	1-3	1-0
No. and Yards Kickoff Returns	0-0	0-0
No. and Yards Int. Returns	0-0	3-20
PENALTIES Number and Yards	4-35	3-47
FUMBLES Number and Lost	1-0	2-1
RED ZONE EFFICIENCY	1-2-50%	3-4-75%
GOAL TO GO EFFICIENCY	1-1-100%	2-3-67%
TIME OF POSSESSION	25:11	34:49



2020 GAME RECAPS

WEEK 2

SEPT. 20, 2020 | MIAMI GARDENS, FLA.
HARD ROCK STADIUM
ATTENDANCE: 11,075 | TV: CBS

SCORING SUMMARY	
	1234F
Buffalo	71001431
Miami	7331528

A day of 90-degree temperatures, rain and a weather delay set the scene for the first Bills-Dolphins showdown of the 2020 season. Despite the ominous clouds, Josh Allen and the Bills offense were able to find an early rhythm.

In the first half, the Bills offense put together scoring drives of 97, 84 and 73 yards sprinting out to a 17-7 lead. Buffalo's dual-threat quarterback piled up 249 passing yards and two touchdowns in the first half to go with 20 rushing yards.

Dolphins cornerback Byron Jones left the game after the first possession of the game with a groin injury and would not return.

With only 29 seconds to play before halftime, Myles Gaskin took a handoff from the Dolphins' own 25-yard line with just one timeout. After a 14-yard gain, the Dolphins used their final timeout before Ryan Fitzpatrick found Mike Gesicki for 27 yards, setting up Jason Sanders for a 52-yard field goal.

The push just before halftime got Miami within one score, 17-10, and possession of the ball coming out of the break.

Shortly after the start of the third quarter, a 36-minute weather delay sent both teams back to their locker rooms.

The delay seemed to help the Dolphins as the defense tightened up on the first two possessions of the second half and the offense continued its resurgence.

Fitzpatrick's ability to play amid chaos and to throw the ball around the pass rush led to lengthy drives in the second half. Miami put together drives of 48, 85, 44 and 75 after halftime.

The Dolphins would start the second half the same way they ended the first, with a field goal. That cut the Buffalo lead to 17-13.

The defense forced a Buffalo punt after just five plays. Miami then drove the ball to the 1-yard line, courtesy of a one-handed catch by Gesicki and a shifty run by Matt Breida. Back-to-back runs produced no gain, followed by a pair of incompletions that led to a turnover on downs.

SCORING DRIVES

TEAM	QTR	TIME	PLAY (EXTRA POINT) (DRIVE INFO)	BUF	MIA
Bills	1	4:55	R.Gilliam 1 yd. pass from J.Allen (T.Bass kick) (11-97, 5:19)	7	0
Dolphins	1	0:38	D.Parker 2 yd. pass from R.Fitzpatrick (J.Sanders kick) (10-75, 4:17)	7	7
Bills	2	11:40	S.Diggs 22 yd. pass from J.Allen (T.Bass kick) (5-84, 2:58)	14	7
Bills	2	2:30	T.Bass 39 yd. Field Goal (13-73, 6:13)	17	7
Dolphins	2	0:02	J.Sanders 52 yd. Field Goal (5-41, 0:31)	17	10
Dolphins	3	11:18	J.Sanders 45 yd. Field Goal (8-48, 3:42)	17	13
Dolphins	4	10:11	J.Howard 2 yd. run (J.Sanders kick) (10-44, 5:13)	17	20
Bills	4	5:55	G.Davis 6 yd. pass from J.Allen (T.Bass kick) (7-75, 4:16)	24	20
Bills	4	3:09	J.Brown 46 yd. pass from J.Allen (T.Bass kick) (5-71, 1:17)	31	20
Dolphins	4	0:49	M.Gesicki 8 yd. pass from R.Fitzpatrick (R.Fitzpatrick-P.Williams pass) (9-75, 2:20)	31	28

GAME STATISTICS

RUSHING (Att-Yds-TD):

Buffalo: D. Singletary 10-56, Z. Moss 8-37, J. Allen 4-19, G. Davis 1-0.
Miami: M. Gaskin 7-46, M. Breida 7-37, R. Fitzpatrick 3-12, J. Howard 5-4-1.

PASSING (A-C-Y-TD-I):

Buffalo: 35-24-417-4-0.
Miami: R. Fitzpatrick 47-31-328-2-0.

RECEIVING (Rec-Yds-TD):

Buffalo: S. Diggs 8-153-1, C. Beasley 5-70, J. Brown 4-82-1, I. McKenzie 2-47, D. Singletary 2-20, D. Knox 1-36, G. Davis 1-6-1, R. Gilliam 1-1-1.
Miami: M. Gesicki 8-130-1, I. Ford 7-76, M. Gaskin 6-36, D. Parker 5-53-1, P. Williams 1-26, A. Shaheen 1-4, M. Breida 1-2, J. Grant 1-2, L. Bowden 1-(-1).

SACKS (Sk-Yds):

Buffalo: J. Poyer 1-9, M. Addison 1-8, E. Oliver 1-0.
Miami: A. Van Ginkel 0.5-2, E. Ogbah 0.5-2.

INTERCEPTIONS (Int-Yds):

Buffalo: None.
Miami: None.

FORCED FUMBLES:

Buffalo: V. Butler 1.
Miami: K. Van Noy 1.

FUMBLE RECOVERIES (No-Yds):

Buffalo: None.
Miami: N. Igbinoghene 1-0.

TEAM STATS

	BUF	MIA
TOTAL FIRST DOWNS	23	28
By Rushing	7	6
By Passing	15	20
By Penalty	1	2
THIRD DOWN EFFICIENCY	5-10-50%	5-12-42%
FOURTH DOWN EFFICIENCY	0-0-0%	0-1-0%
TOTAL NET YARDS	523	410
Total Offensive Plays	59	72
Average gain per offensive play	8.9	5.7
NET YARDS RUSHING	112	99
Total Rushing Plays	23	22
Average gain per rushing play	4.9	4.5
NET YARDS PASSING	411	311
Sacks-Yards	1-4	3-17
Gross yards passing	415	328
ATTEMPTS-COMPLETIONS-INTS	35-24-0	47-31-0
Avg. gain per pass play	11.4	6.2
PUNTS NUMBER AND AVG.	4-41-0	5-52.4
Net Punting Average	38.3	48.8
TOTAL RETURN YARDAGE	18	11
No. and Yards Punt Returns	2-18	2-11
No. and Yards Kickoff Returns	1-1	0-0
No. and Yards Int. Returns	0-0	0-0
PENALTIES Number and Yards	6-55	3-20
FUMBLES Number and Lost	1-1	1-0
RED ZONE EFFICIENCY	2-2-100%	3-5-60%
GOAL TO GO EFFICIENCY	2-2-100%	2-3-67%
TIME OF POSSESSION	28:55	31:05



2020 GAME RECAPS

WEEK 3

SEPT. 24, 2020 | JACKSONVILLE, FLA.
TIAA BANK FIELD
ATTENDANCE: 16,563 | TV: NFL-N

MIAMI 31	JACKSONVILLE 13
----------	-----------------

Ryan Fitzpatrick hit his final nine passes in the Week 2 game vs. Buffalo and picked up right where he left off on Thursday Night Football. Completing his first 12 passes of the game, Fitzpatrick threw for 127 first half yards and a pair of touchdowns. His first-half passer rating was 144.0, the fifth-highest in the first half of his career.

Coming into the night, three of Fitzpatrick's last four TNF games produced a passer rating of 105 or better – make it four out of five games over a 105 rating for the 16-year veteran.

The offense as a whole started to get hot in Week 2, but the Dolphins emphatically broke through in prime time. Miami's first three drives of the game traveled 84, 80 and 75 yards. It was the second time since at least 2000 that the Dolphins scored touchdowns on the first three drives of the game (Nov. 20, 2011 vs. Buffalo the other).

Fitzpatrick was making it happen in all facets of the game. He was throwing from traditional drop backs and he was making plays rolling out of the pocket – both with his arms and his legs. On the rare occasion that there was pressure on the Miami quarterback, he'd drift back, buy some extra time, drop the arm angle and find a receiver. He finished the night 18-of-20 for 160 yards and three total touchdowns (one rushing).

The passing game got going after the Dolphins established the tone early with a physical running game. Running behind an offensive line featuring four new starters in 2020, Myles Gaskin carried the ball eight times for 35 yards on the opening march. Fitzpatrick put the bookend score on the board with a quarterback keeper running behind center Ted Karras, who scored a pancake block into the end zone to give Miami a commanding 28-7 third-quarter lead.

Miami's 91 rushing yards in the first half were the most in a first half since the 2018 win at home against New England (142 rushing yards in that game).

SCORING SUMMARY

	1	2	3	4	F
Miami	14	7	7	3	31
Jacksonville	0	7	0	6	13

SCORING DRIVES

TEAM	QTR	TIME	PLAY (EXTRA POINT) (DRIVE INFO)	MIA	JAX
Dolphins	1	8:09	PWilliams 3 yd. pass from R.Fitzpatrick (J.Sanders kick) (12-84, 6:51)	7	0
Dolphins	1	2:37	J.Howard 1 yd. run (J.Sanders kick) (6-80, 3:17)	14	0
Jaguars	2	13:04	J.Robinson 11 yd. run (B.Wright kick) (9-75, 4:33)	14	7
Dolphins	2	5:58	M.Gesicki 15 yd. pass from R.Fitzpatrick (J.Sanders kick) (11-75, 7:06)	21	7
Dolphins	3	2:01	R.Fitzpatrick 1 yd. run (J.Sanders kick) (4-5, 2:03)	28	7
Jaguars	4	9:03	J.Robinson 1 yd. run (kick failed, wl) (10-51, 3:11)	28	13
Dolphins	4	3:49	J.Sanders 30 yd. Field Goal (4-7, 0:58)	31	13

GAME STATISTICS

RUSHING (Att-Yds-TD):

Miami: M. Gaskin 22-66, R. Fitzpatrick 7-38-1, J. Grant 1-29, M. Breida 3-4, J. Howard 1-1-1.
Jacksonville: J. Robinson 11-46-2, G. Minshew 3-22, C. Thompson 2-3, L. Shenault 1-1.

PASSING (A-C-Y-TD-I):

Miami: R. Fitzpatrick 20-18-160-2-0.
Jacksonville: G. Minshew 42-30-275-0-1.

RECEIVING (Rec-Yds-TD):

Miami: D. Parker 5-69, M. Gaskin 5-29, I. Ford 2-14, P. Williams 2-7-1, J. Grant 1-19, M. Gesicki 1-15-1, D. Smythe 1-7, R. Fitzpatrick 1-0.
Jacksonville: J. Robinson 6-83, C. Thompson 5-35, L. Shenault 5-33, K. Cole 4-43, C. Conley 3-34, J. O'Shaughnessy 3-29, T. Eifert 2-11, D. Westbrook 1-4, C. Johnson 1-3.

SACKS (Sk-Yds):

Miami: K. Grugier-Hill 1-10, A. Van Ginkel 1-6, K. Van Noy 1-4, E. Obagoh 0.5-4.5, Z. Stielor 0.5-4.5.
Jacksonville: J. Allen 1-4.

INTERCEPTIONS (Int-Yds):

Miami: X. Howard 1-1.
Jacksonville: None.

FORCED FUMBLES:

Miami: K. Van Noy 1.
Jacksonville: None.

FUMBLE RECOVERIES (No-Yds):

Miami: K. Van Noy 1-0.
Jacksonville: None.

TEAM STATS

	MIA	JAX
TOTAL FIRST DOWNS	23	22
By Rushing	10	5
By Passing	9	14
By Penalty	4	3
THIRD DOWN EFFICIENCY	7-13-54%	3-10-30%
FOURTH DOWN EFFICIENCY	1-1-100%	0-3-0%
TOTAL NET YARDS	294	318
Total Offensive Plays	57	63
Average gain per offensive play	5.2	5.0
NET YARDS RUSHING	138	72
Total Rushing Plays	36	17
Average gain per rushing play	3.8	4.2
NET YARDS PASSING	156	246
Sacks-Yards	1-4	4-29
Gross yards passing	160	275
ATTEMPTS-COMPLETIONS-INTS	20-18-0	42-30-1
Avg. gain per pass play	7.4	5.3
PUNTS NUMBER AND AVG.	4-41.0	3-52.3
Net Punting Average	39.0	36.3
TOTAL RETURN YARDAGE	29	8
No. and Yards Punt Returns	2-28	1-8
No. and Yards Kickoff Returns	2-31	1-24
No. and Yards Int. Returns	1-1	0-0
PENALTIES Number and Yards	6-51	8-63
FUMBLES Number and Lost	0-0	1-1
RED ZONE EFFICIENCY	4-5-80%	2-2-100%
GOAL TO GO EFFICIENCY	3-3-100%	1-1-100%
TIME OF POSSESSION	34:22	25:38



2020 GAME RECAPS

WEEK 4

OCT. 4, 2020 | MIAMI GARDENS, FLA.
HARD ROCK STADIUM
ATTENDANCE: 12,369 | TV: FOX

SEATTLE 31	MIAMI 23
------------	----------

Jason Sanders connected on five field goals to extend his streak to nine consecutive makes to open the 2020 season. Unfortunately, for Miami, field goals were not enough to beat Russell Wilson and the explosive Seattle offense.

Quarterback Ryan Fitzpatrick completed 29-of-45 passes (64.4 pct.) for 315 yards. It was his second 300-yard game of the season.

However, the offense struggled in the red zone and wasn't able to catch Seattle's 31-point total.

Seattle opened the scoring just five minutes into the game after a Ryan Fitzpatrick pass was tipped and intercepted on Miami's first series. Wide receiver D.K. Metcalf caught a 37-yard pass from Wilson to set up the touchdown, but the Dolphins would battle back.

Four Dolphins players were injured but returned to the game in safety Bobby McCain, defensive end Shaq Lawson, left tackle Austin Jackson and wide receiver DeVante Parker. Parker's first series back in the game produced back-to-back catches – with a pair of broken tackles – for 27 yards. Parker finished the game with 10 receptions and 110 yards, his first 100-yard game of the season.

Sanders would connect on one of his five field goals leaving the Seahawks offense with only 29 seconds to operate before halftime.

Two plays after Seattle took possession, Wilson found David Moore down the sideline for a 57-yard pass completion. Seattle would score on a Wilson pass to running back Travis Homer two plays later to extend the halftime lead to 17-9.

Receiving the second-half kickoff, Seattle threatened to take a two-score lead and first-and-goal from the 6-yard line. Two plays later, Dolphins cornerback Xavier Howard undercut a slant by Metcalf and intercepted the pass in the end zone – his second in as many weeks.

Fitzpatrick and the Dolphins put together another long drive covering 55 yards, but would again settle for a field goal. The defense continued its strong start to the half forcing a three-and-out courtesy of a Shaq Lawson sack. Lawson chased Wilson down in the backfield and was able to get the diminutive quarterback to the ground.

The sack was the first for Lawson as a Dolphin, while fellow offseason addition at defensive end, Emmanuel Ogbah, picked up his second of the season on a fourth-down play in the second quarter. Ogbah made four additional tackles including one for a loss on the play prior to the Lawson sack.

SCORING SUMMARY

	1	2	3	4	F
Seattle	10	7	0	14	31
Miami	3	6	3	11	23

SCORING DRIVES

TEAM	QTR	TIME	PLAY (EXTRA POINT) (DRIVE INFO)	SEA	MIA
Seahawks	1	10:00	C.Carson 1 yd. run (J.Myers kick) (6-57, 2:52)	7	0
Dolphins	1	2:33	J.Sanders 41 yd. Field Goal (9-54, 4:02)	7	3
Seahawks	1	0:07	J.Myers 55 yd. Field Goal (7-39, 2:26)	10	3
Dolphins	2	11:24	J.Sanders 29 yd. Field Goal (8-64, 3:43)	10	6
Dolphins	2	0:24	J.Sanders 45 yd. Field Goal (10-48, 4:21)	10	9
Seahawks	2	0:03	T.Homer 3 yd. pass from R.Wilson (J.Myers kick) (4-75, 0:21)	17	9
Dolphins	3	4:07	J.Sanders 43 yd. Field Goal (10-55, 4:59)	17	12
Dolphins	4	8:31	J.Sanders 29 yd. Field Goal (17-73, 7:59)	17	15
Seahawks	4	5:24	D.Moore 17 yd. pass from R.Wilson (J.Myers kick) (6-75, 3:07)	24	15
Seahawks	4	4:00	C.Carson 1 yd. run (J.Myers kick) (2-33, 0:16)	31	15
Dolphins	4	1:50	R.Fitzpatrick 10 yd. run (R.Fitzpatrick-P.Williams pass) (8-75, 2:10)	31	23

GAME STATISTICS

RUSHING (Att-Yds-TD):

Seattle: C. Carson 16-80-2, D. Dallas 2-8, T. Homer 4-5, R. Wilson 4-5.

Miami: R. Fitzpatrick 6-47-1, M. Gaskin 10-40, M. Breida 3-9, L. Bowden 1-5, J. Howard 2-2.

PASSING (A-C-Y-TD-INT):

Seattle: R. Wilson 34-24-360-2-1.

Miami: R. Fitzpatrick 45-29-315-0-2.

RECEIVING (Rec-Yds-TD):

Seattle: G. Olsen 5-35, D. Metcalf 4-1060, D. Moore 3-95-1, C. Carson 3-20, T. Lockett 2-39, F. Swain 2-32, W. Dissly 2-15, D. Dallas 2-15, T. Homer 1-3-1.

Miami: D. Parker 10-110, I. Ford 4-48, M. Breida 3-39, J. Grant 3-36, M. Gaskin 3-22, D. Smythe 2-30, P. Williams 1-15, M. Gesicki 1-15, C. Cox 1-3, J. Howard 1-(-3).

SACKS (Sk-Yds):

Seattle: A. Rush 0.5-1.5, B. Mone 0.5-1.5.

Miami: S. Lawson 1-10, E. Ogbah 1-7.

INTERCEPTIONS (Int-Yds):

Seattle: Sq. Griffin 1-16, R. Neal 1-1.

Miami: X. Howard 1-0.

FORCED FUMBLES:

Seattle: K. Wright 1.

Miami: E. Roberts 1.

FUMBLE RECOVERIES (No-Yds):

Seattle: None.

Miami: None.

TEAM STATS	SEA	MIA
TOTAL FIRST DOWNS	26	25
By Rushing	8	8
By Passing	17	17
By Penalty	1	0
THIRD DOWN EFFICIENCY	4-10-40%	7-13-54%
FOURTH DOWN EFFICIENCY	0-1-0%	0-0-0%
TOTAL NET YARDS	441	415
Total Offensive Plays	62	68
Average gain per offensive play	7.1	6.1
NET YARDS RUSHING	98	103
Total Rushing Plays	26	22
Average gain per rushing play	3.8	4.7
NET YARDS PASSING	343	312
Sacks-Yards	2-17	1-3
Gross yards passing	360	315
ATTEMPTS-COMPLETIONS-INTS	34-24-1	45-29-2
Avg. gain per pass play	9.5	6.8
PUNTS NUMBER AND AVG.	2-46.0	1-51.0
Net Punting Average	40.5	51.0
TOTAL RETURN YARDAGE	17	11
No. and Yards Punt Returns	0-0	1-11
No. and Yards Kickoff Returns	2-35	1-5
No. and Yards Int. Returns	2-17	1-0
PENALTIES Number and Yards	0-0	3-20
FUMBLES Number and Lost	1-0	1-0
RED ZONE EFFICIENCY	4-6-67%	1-3-33%
GOAL TO GO EFFICIENCY	3-4-75%	0-0-0%
TIME OF POSSESSION	26:51	33:09



2020 GAME RECAPS

WEEK 5

OCT. 11, 2020 | SANTA CLARA, CALIF.
LEVI'S STADIUM
ATTENDANCE: NONE | TV: FOX

MIAMI 43

SAN FRANCISCO 17

SCORING SUMMARY

	1	2	3	4	F
Miami	14	16	7	6	43
San Francisco	0	7	10	0	17

SCORING DRIVES

TEAM	QTR	TIME	PLAY (EXTRA POINT)	(DRIVE INFO)	MIA	SF
Dolphins	1	10:45	A.Shaheen 3 yd. pass from R.Fitzpatrick (J.Sanders kick) (6-79, 2:52)		7	0
Dolphins	1	4:14	M.Gaskin 1 yd. run (J.Sanders kick) (7-56, 3:19)		14	0
49ers	2	12:07	K.Juszczyk 7 yd. run (R.Gould kick) (3-49, 1:18)		14	7
Dolphins	2	7:29	D.Parker 22 yd. pass from R.Fitzpatrick (J.Sanders kick) (7-78, 4:38)		21	7
Dolphins	2	2:00	J.Sanders 26 yd. Field Goal (6-71, 2:40)		24	7
Dolphins	2	0:38	J.Sanders 50 yd. Field Goal (4-5, 1:03)		27	7
Dolphins	2	0:00	J.Sanders 29 yd. Field Goal (3-8, 0:14)		30	7
49ers	3	8:07	K.Bourne 19 yd. pass from C.Beathard (R.Gould kick) (9-74, 3:20)		30	14
Dolphins	3	4:42	P.Williams 32 yd. pass from R.Fitzpatrick (J.Sanders kick) (7-75, 3:25)		37	14
49ers	3	0:46	R.Gould 37 yd. Field Goal (9-56, 3:56)		37	17
Dolphins	4	8:40	J.Sanders 31 yd. Field Goal (9-62, 7:06)		40	17
Dolphins	4	5:52	J.Sanders 49 yd. Field Goal (4-2, 1:40)		43	17

Ryan Fitzpatrick and the Miami aerial assault outdid itself with an impressive display over last year's NFC Champion San Francisco 49ers.

Fitzpatrick, who pitched an even 150.0 passer rating in the opening half and finished with a 154.5 rating in the game, led the Dolphins offense to 30 first-half points – the second-most since at least 2000 (October 25, 2015 vs. Houston). The Dolphins scored on six of their seven possessions in the first half. Miami finished with 43 points, the most since that same win over Houston. It was the most points Miami scored in a road game since Sept. 21, 1986 when the Dolphins lost in overtime, 45-51 to the N.Y. Jets.

The Dolphins ran 33 plays in the first half and gained 281 yards, an average of 8.5 yards per play. They outgained San Francisco by a 281-140 margin in that first half. The Dolphins had three scoring drives in the first half that ended at the 2-minute warning or later as Jason Sanders booted field goals with 2:00, 0:38 and 0:00 remaining. It's the first time since at least 1991 the Dolphins have had three scoring drives in the final two minutes of a half.

Coming into the game, Miami's longest offensive play measured 27 yards. Sunday, the Dolphins offense topped that high-water mark five different times.

Complementary football is the quickest route to victory and the Dolphins defense and special teams matched Miami's offensive explosion. In the opening 30 minutes, Miami got interceptions from safety Bobby McCain and cornerback Xavier Howard, and sacks from defensive tackle Zach Sieler and linebackers Andrew Van Ginkel (forced fumble) and Elandon Roberts. Jerome Baker picked up a second-half sack and Emmanuel Ogbah closed it out with a strip sack, recovered by Christian Wilkins.

Fitzpatrick was 5-for-6 with 199 yards and two touchdowns on passes that traveled 20 or more yards in the game.

The special teams units chipped in with five Jason Sanders field goals – who remains perfect on the season with 14 successful kicks. Dating back to the previous week's game against Seattle, Sanders had consecutive games hitting five field goals without a miss.

GAME STATISTICS

RUSHING (Att-Yds-TD):

Miami: M. Gaskin 16-57-1, M. Breida 9-28, R. Fitzpatrick 3-16, L. Bowden 3-4, C. Fejedelem 1-1, J. Grant 1-(-12).
San Francisco: R. Mostert 11-90, J. Wilson 4-27, K. Juszczyk 2-11-1, D. Samuel 1-3, J. McKinnon 1-0.

PASSING (A-C-Y-TD-I):

Miami: R. Fitzpatrick 28-22-350-3-0.
San Francisco: C. Beathard 18-9-94-1-0, J. Garoppolo 17-7-77-0-2.

RECEIVING (Rec-Yds-TD):

Miami: M. Gesicki 5-91, M. Gaskin 5-34, P. Williams 4-106-1, D. Parker 2-50-1, I. Ford 2-23, M. Breida 1-31, J. Grant 1-6, C. Cox 1-6, A. Shaheen 1-3-1.
San Francisco: G. Kittle 4-44, B. Aiyuk 3-44, R. Mostert 3-29, K. Bourne 2-30-1, D. Samuel 2-19, J. McKinnon 2-5.

SACKS (Sk-Yds):

Miami: E. Ogbah 1-11, J. Baker 1-9, A. Van Ginkel 1-8, E. Roberts 1-8, Z. Sieler 1-7.
San Francisco: K. Hyder 1-6, K. Alexander 1-2.

INTERCEPTIONS (Int-Yds):

Miami: X. Howard 1-29, B. McCain 1-19.
San Francisco: None.

FORCED FUMBLES:

Miami: E. Ogbah 1, A. Van Ginkel 1.
San Francisco: None.

FUMBLE RECOVERIES (No-Yds):

Miami: C. Wilkins 1-0.
San Francisco: None.

TEAM STATS

	MIA	SF
TOTAL FIRST DOWNS	22	19
By Rushing	6	7
By Passing	12	8
By Penalty	4	4
THIRD DOWN EFFICIENCY	4-12-33%	2-10-20%
FOURTH DOWN EFFICIENCY	2-2-100%	0-2-0%
TOTAL NET YARDS	436	259
Total Offensive Plays	63	59
Average gain per offensive play	6.9	4.4
NET YARDS RUSHING	94	131
Total Rushing Plays	33	19
Average gain per rushing play	2.8	6.9
NET YARDS PASSING	342	128
Sacks-Yards	2-8	5-43
Gross yards passing	350	171
ATTEMPTS-COMPLETIONS-INTS	28-22-0	35-16-2
Avg. gain per pass play	11.4	3.2
PUNTS NUMBER AND AVG.	2-42.0	3-44.3
Net Punting Average	0	0
TOTAL RETURN YARDAGE	57	17
No. and Yards Punt Returns	3-9	1-17
No. and Yards Kickoff Returns	1-15	1-20
No. and Yards Int. Returns	2-48	0-0
PENALTIES Number and Yards	7-69	7-75
FUMBLES Number and Lost	1-0	2-1
RED ZONE EFFICIENCY	3-6-50%	2-3-67%
GOAL TO GO EFFICIENCY	3-4-75%	0-0-0%
TIME OF POSSESSION	36:53	23:07



2020 GAME RECAPS

WEEK 6

OCT. 18, 2020 | MIAMI GARDENS, FLA.
HARD ROCK STADIUM
ATTENDANCE: 10,772 | TV: CBS

N.Y. JETS 0

MIAMI 24

SCORING SUMMARY

	1	2	3	4	F
N.Y. Jets	0	0	0	0	0
Miami	7	14	3	0	24

SCORING DRIVES

TEAM	QTR	TIME	PLAY (EXTRA POINT) (DRIVE INFO)	NYJ	MIA
Dolphins	1	6:55	A.Shaheen 4 yd. pass from R.Fitzpatrick (J.Sanders kick) (8-66, 4:44)	0	7
Dolphins	2	11:16	P.Williams 3 yd. pass from R.Fitzpatrick (J.Sanders kick) (7-65, 3:44)	0	14
Dolphins	2	1:53	D.Smythe 4 yd. pass from R.Fitzpatrick (J.Sanders kick) (3-48, 0:41)	0	21
Dolphins	3	3:49	J.Sanders 24 yd. Field Goal (8-53, 3:45)	0	24

The Dolphins defense was dominant in Miami's 24-0 win over the Jets. The shutout effort – the franchise's first since 2014 – allowed just 3.8 yards per play and tallied 15 stops on 17 third down attempts by the Jets offense.

The theme in Miami's victories in 2020 continues to be the fast start. In each of their three wins, the Dolphins raced out to a 14-0 lead, and extended the halftime lead to 21-0 behind a sterling defensive effort. The double-digit point differential was the third time Miami won by at least 10 points this season. The last time the Dolphins won at least three games by 10 or more points in the same was the same as the last shutout in 2014.

The Jets possessed the ball eight times in the first half totaling 32 plays, 93 yards and just five first downs. Miami was a perfect 8-for-8 getting off the field on third down and limited the Jets to just 2.8 yards per play in the opening half. Cornerback Xavier Howard generated the lone takeaway of the game for Miami with his fourth interception of the season – tied for the most in the NFL with Washington's Kendall Fuller.

Howard, over the last four seasons, is the NFL's premier ball hawk. The interception gave him 16 since December of 2017 despite playing in 28 of the possible 43 games. It's the most in the league in that span.

Defensive tackle Christian Wilkins tallied a sack in the first half with some help from linebacker Sam Eguavoen. The pair teamed up on a stunt to get the Jets quarterback to the ground. Emmanuel Ogbah joined in on the fun by ending the Jets opening drive of the third quarter with his fourth sack of the season. He ended another Jets drive with a sack in the fourth quarter that created a massive loss of 28 yards.

Ogbah has a full sack in each of the last three games and at least a half sack in the last five games.

The Dolphins offense found success early by turning to second-year running back Myles Gaskin. Miami opened the scoring with an eight-play, 64-yard drive that featured four rushes for 40 yards (three for 35 from Gaskin). The second-year back chipped in with a pair of receptions (one of which he pinned to the side of his helmet with one hand) for an additional 12 yards. Gaskin piled up 84 scrimmage yards in the first half and finished the day with 126 yards from scrimmage.

The first scoring drive was capped off with a Ryan Fitzpatrick pass to a wide open Adam Shaheen; he came open on a play that looked similar to the touchdown to open the 49ers game. Shaheen later set up his positional counterpart, Durham Smythe, for Miami's third touchdown of the game with a 43-yard reception running free down the middle of the field. Smythe capped the drive on a play similar to the one in which Shaheen concluded the first drive on – running parallel to the goal line and hauling in a perfect throw from Fitzpatrick near the pylon in the front right corner of the end zone.

GAME STATISTICS

RUSHING (Att-Yds-TD):

N.Y. Jets: F. Gore 11-46, T. Johnson 3-42, L. Perine 7-27, J. Flacco 1-0.

Miami: M. Gaskin 18-91, M. Breida 6-15, R. Fitzpatrick 1-4.

PASSING (A-C-Y-TD-INT):

N.Y. Jets: J. Flacco 44-21-186-0-1.

Miami: R. Fitzpatrick 27-18-191-3-2, T. Tagovailoa 2-2-9-0-0.

RECEIVING (Rec-Yds-TD):

N.Y. Jets: J. Crowder 7-48, B. Perriman 4-62, F. Gore 4-24, R. Griffin 2-17, L. Perine 2-9, B. Berrios 1-18, J. Smith 1-8.

Miami: J. Grant 4-48, M. Gaskin 4-35, A. Shaheen 3-51-1, D. Parker 3-35, P. Williams 2-18-1, M. Breida 2-7, D. Smythe 1-4-1, P. Laird 1-2.

SACKS (Sk-Yds):

N.Y. Jets: T. Basham 1-7, B. Huff 1-1.

Miami: E. Ogbah 2-30, C. Wilkins 1-8.

INTERCEPTIONS (Int-Yds):

N.Y. Jets: B. Poole 1-13, M. Maye 1-0.

Miami: X. Howard 1-0.

FORCED FUMBLES:

N.Y. Jets: None.

Miami: None.

FUMBLE RECOVERIES (No-Yds):

N.Y. Jets: None.

Miami: None.

TEAM STATS

	NYJ	MIA
TOTAL FIRST DOWNS	13	18
By Rushing	5	4
By Passing	7	12
By Penalty	1	2
THIRD DOWN EFFICIENCY	2-17-12%	1-9-11%
FOURTH DOWN EFFICIENCY	2-3-67%	0-0-0%
TOTAL NET YARDS	263	302
Total Offensive Plays	69	56
Average gain per offensive play	3.8	5.4
NET YARDS RUSHING	115	110
Total Rushing Plays	22	25
Average gain per rushing play	5.2	4.4
NET YARDS PASSING	148	192
Sacks-Yards	3-38	2-8
Gross yards passing	186	200
ATTEMPTS-COMPLETIONS-INTS	44-21-1	29-20-2
Avg. gain per pass play	3.1	6.2
PUNTS NUMBER AND AVG.	10-46.2	7-40.3
Net Punting Average	35.9	40.3
TOTAL RETURN YARDAGE	13	83
No. and Yards Punt Return	0-0	6-83
No. and Yards Kickoff Returns	1-7	1-23
No. and Yards Int. Returns	2-13	1-0
PENALTIES Number and Yards	7-80	5-25
FUMBLES Number and Lost	1-0	0-0
RED ZONE EFFICIENCY	0-1-0%	3-5-60%
GOAL TO GO EFFICIENCY	0-0-0%	3-3-100%
TIME OF POSSESSION	31:55	28:05



2020 GAME RECAPS

WEEK 8

NOV. 1, 2020 | MIAMI GARDENS, FLA.
HARD ROCK STADIUM
ATTENDANCE: 12,397 | TV: FOX

L.A. RAMS 17

MIAMI 28

SCORING SUMMARY

	1	2	3	4	F
L.A. Rams	7	3	0	7	17
Miami	7	21	0	0	28

SCORING DRIVES

TEAM	QTR	TIME	PLAY (EXTRA POINT) (DRIVE INFO)	LAR	MIA
Rams	1	11:13	R.Woods 4 yd. run (K.Forbath kick) (3-15, 1:25)	7	0
Dolphins	1	0:00	D.Parker 3 yd. pass from T.Tagovailoa (J.Sanders kick) (6-33, 2:55)	7	7
Dolphins	2	10:01	A.Van Ginkel 78 yd. fumble return (J.Sanders kick)	7	14
Dolphins	2	8:44	J.Grant 88 yd. punt return (J.Sanders kick)	7	21
Dolphins	2	2:47	M.Gaskin 1 yd. run (J.Sanders kick) (1-1, 0:04)	7	28
Rams	2	0:11	K.Forbath 23 yd. Field Goal (13-70, 2:36)	10	28
Rams	4	9:58	R.Woods 11 yd. pass from J.Goff (K.Forbath kick) (10-89, 4:09)	17	28

In a 7-7 tie early in the second quarter, the Rams took possession of the football at the Dolphins 7-yard-line. Then, a wave of big plays and unrelenting pressure propelled Miami to 21 unanswered points and a third consecutive win.

The cavalcade of scoring began when defensive end Emmanuel Ogbah came clean, getting to Jared Goff as the quarterback reached back to throw, and picked up his sixth sack of the season. The ball popped free simultaneously as linebacker Andrew Van Ginkel arrived to scoop it up and take it back 78 yards for a Dolphins touchdown.

It was the second takeaway of the day for Miami, but not the last. Before the Dolphins defense dipped back into the turnover well, a three-and-out preceded a record-breaking run back by the Miami punt return team.

Jakeem Grant fielded the punt at his own 12-yard-line and angled to the right before finding a glimmer of daylight. He slipped through an arm tackle and was off to the races. The fifth special teams return touchdown in Grant's career extended his own franchise record and gave him a new Dolphins record with three punt return touchdowns. Earlier in the game, his 47-yard kickoff return helped him move into sixth place in Dolphins history in kickoff return yardage.

The 88-yard punt return for a touchdown was the longest in Dolphins history. The previous record was 87 yards by Tom Vigorito (Sept. 10, 1981 vs. Pittsburgh) and Ted Ginn Jr. (Nov. 18, 2007 at Philadelphia).

The Miami scoring started after the first takeaway of the game. Defensive tackle Christian Wilkins faked a pass rush, fell into the underneath zone and secured the first interception of his career.

Six plays later, rookie quarterback Tua Tagovailoa threw the first touchdown pass of his career. The Rams brought a blitz on third-and-goal and the southpaw threw a strike to the chest of DeVante Parker, who made the catch despite a Rams defender hanging on his back (defensive pass interference was called but declined).

The win marked the first time the Dolphins scored touchdowns on offense, defense and a special teams return in a game since a 2009 win at the New York Jets. It was the first time the Dolphins have ever done all three in the first half.

GAME STATISTICS

RUSHING (Att-Yds-TD):

L.A. Rams: D. Henderson 8-47, M. Brown 10-40, C. Akers 9-35, R. Woods 2-9-1.
Miami: M. Gaskin 18-47-1, M. Breida 4-13, T. Tagovailoa 2-0, M. Perry 1-(-5).

PASSING (A-C-Y-TD-I):

L.A. Rams: J. Goff 61-35-355-1-2.
Miami: T. Tagovailoa 22-12-93-1-0.

RECEIVING (Rec-Yds-TD):

L.A. Rams: C. Kupp 11-110, R. Woods 7-85-1, G. Everett 5-32, J. Reynolds 4-44, V. Jefferson 2-23, M. Brown 2-17, T. Higbee 2-14, C. Akers 1-19, D. Henderson 1-11.
Miami: M. Gaskin 3-16, D. Smythe 2-16, P. Williams 2-15, J. Grant 1-15, M. Perry 1-10, I. Ford 1-10, M. Gesicki 1-8, D. Parker 1-3-1.

SACKS (Sk-Yds):

L.A. Rams: A. Donald 1-3.
Miami: E. Ogbah 1-13, S. Lawson 1-2.

INTERCEPTIONS (Int-Yds):

L.A. Rams: None.
Miami: C. Wilkins 1-8, E. Rowe 1-4.

FORCED FUMBLES:

L.A. Rams: A. Donald 1, T. Rapp 1.
Miami: S. Lawson 1, E. Ogbah 1.

FUMBLE RECOVERIES (No-Yds):

L.A. Rams: L. Floyd 1-0, T. Hill 1-0.
Miami: A. Van Ginkel 1-78-1, K. Van Noy 1-28.

TEAM STATS

	LAR	MIA
TOTAL FIRST DOWNS	31	8
By Rushing	11	3
By Passing	19	5
By Penalty	1	0
THIRD DOWN EFFICIENCY	7-17-41%	3-12-25%
FOURTH DOWN EFFICIENCY	0-1-0%	0-0-0%
TOTAL NET YARDS	471	145
Total Offensive Plays	92	48
Average gain per offensive play	5.1	3.0
NET YARDS RUSHING	131	55
Total Rushing Plays	29	25
Average gain per rushing play	4.5	2.2
NET YARDS PASSING	340	90
Sacks-Yards	2-15	1-3
Gross yards passing	355	93
ATTEMPTS-COMPLETIONS-INTS	61-35-2	22-12-0
Avg. gain per pass play	5.4	3.9
PUNTS NUMBER AND AVG.	6-47.3	9-42.8
Net Punting Average	29.3	42.0
TOTAL RETURN YARDAGE	7	100
No. and Yards Punt Returns	3-7	1-88
No. and Yards Kickoff Returns	2-29	1-45
No. and Yards Int. Returns	0-0	2-12
PENALTIES Number and Yards	5-45	3-30
FUMBLES Number and Lost	3-2	2-2
RED ZONE EFFICIENCY	2-4-50%	2-2-100%
GOAL TO GO EFFICIENCY	1-2-50%	2-2-100%
TIME OF POSSESSION	36:29	23:31



2020 GAME RECAPS

WEEK 9

NOV. 8, 2020 | GLENDALE, ARIZ.
STATE FARM STADIUM
ATTENDANCE: 4,200 | TV: CBS

MIAMI 34	ARIZONA 31
----------	------------

SCORING SUMMARY					
	1	2	3	4	F
Miami	14	10	0	10	34
Arizona	7	10	14	0	31

Playing from behind for the first time since Week 4, and the first time in rookie quarterback Tua Tagovailoa's career, the Dolphins offense responded with an 11-play, 93 yard drive. On the game-tying march, the second-time starter dazzled.

Tagovailoa completed all five of his passes including a third-and-9 conversion backed up on the Miami 8-yard-line. The Miami quarterback faced a third down and a free rusher just three plays later. He made the Arizona blitz miss and picked up six yards with his legs. Then he hit wide receiver Mack Hollins for an 11-yard score to tie the game at 31.

Last week, Miami's defense created four first-half turnovers leading to 21 points.

The story was the same at the start of this game this week as once again, defensive end Emmanuel Ogbah coming clean on the quarterback and punching the football out. This time, it was Shaq Lawson – the defensive end on the other side of the formation – who scooped it up and took it all the way home.

The defense bookended its performance on the Cardinals penultimate drive. With the game tied at 31 apiece in the fourth quarter, Arizona attempted to convert a fourth-down play for the third time in the game (2-for-2 previously). Defensive tackle Zach Sieler saw Cardinals running back Chase Edmonds coming for his gap and the 6-foot-6, 297-pound monster along Miami's line shed his block. Once free, Sieler teamed up with linebacker Elandon Roberts to get the explosive Cardinals offense off the field.

On the very next play, Tagovailoa found tight end Mike Gesicki for 19 yards to push Miami closer into field goal range.

Kicker Jason Sanders finished the drive with a 50-yard field goal, which proved to be the game-winner. The kick was also notable for Sanders on an individual note. It was his 20th consecutive made field goal, dating back to last season, the most in franchise history.

SCORING DRIVES

TEAM	QTR	TIME	PLAY (EXTRA POINT) (DRIVE INFO)	MIA	ARI
Dolphins	1	10:37	S.Lawson 36 yd. fumble return (J.Sanders kick)	7	0
Cardinals	1	6:51	M.Williams 4 yd. pass from K.Murray (Z.Gonzalez kick) (10-75, 3:46)	7	7
Dolphins	1	0:55	J.Howard 2 yd. run (J.Sanders kick) (10-75, 5:56)	14	7
Cardinals	2	14:23	C.Kirk 56 yd. pass from K.Murray (Z.Gonzalez kick) (4-75, 1:32)	14	14
Dolphins	2	10:18	P.Williams 9 yd. pass from T.Tagovailoa (J.Sanders kick) (8-80, 4:05)	21	14
Cardinals	2	5:06	Z.Gonzalez 37 yd. Field Goal (11-56, 5:12)	21	17
Dolphins	2	0:00	J.Sanders 56 yd. Field Goal (6-26, 0:46)	24	17
Cardinals	3	11:48	D.Daniels 21 yd. pass from K.Murray (Z.Gonzalez kick) (7-87, 3:12)	24	24
Cardinals	3	2:28	K.Murray 12 yd. run (Z.Gonzalez kick) (11-84, 6:10)	24	31
Dolphins	4	11:19	M.Hollins 11 yd. pass from T.Tagovailoa (J.Sanders kick) (10-93, 6:09)	31	31
Dolphins	4	3:30	J.Sanders 50 yd. Field Goal (5-28, 1:45)	34	31

GAME STATISTICS

RUSHING (Att-Yds-TD):

Miami: S. Ahmed 7-38, T. Tagovailoa 7-35, J. Howard 10-19-1, P. Laird 1-(-1).
Arizona: K. Murray 11-106-1, C. Edmonds 25-70, D. Foster 1-2.

PASSING (A-C-Y-TD-I):

Miami: T. Tagovailoa 28-20-248-2-0.
Arizona: K. Murray 26-21-283-3-0.

RECEIVING (Rec-Yds-TD):

Miami: D. Parker 6-64, P. Williams 4-60-1, J. Grant 4-35, M. Gesicki 3-42, D. Smythe 1-19, P. Laird 1-17, M. Hollins 1-11-1.
Arizona: C. Kirk 5-123-1, L. Fitzgerald 4-54, D. Hopkins 3-30, C. Edmonds 3-18, A. Isabella 2-10, D. Daniels 1-21-1, D. Arnold 1-16, D. Foster 1-7, M. Williams 1-4-1.

SACKS (Sk-Yds):

Miami: E. Ogbah 1-19,
Arizona: D. Campbell 1-11, J. Mauro 1-10, M. Golden 1-6.

INTERCEPTIONS (Int-Yds):

Miami: None.
Arizona: None.

FORCED FUMBLES:

Miami: E. Ogbah 1, A. Van Ginkel 1.
Arizona: None.

FUMBLE RECOVERIES (No-Yds):

Miami: S. Lawson 1-36-1.
Arizona: None.

TEAM STATS	MIA	ARI
TOTAL FIRST DOWNS	24	26
By Rushing	8	6
By Passing	12	17
By Penalty	4	3
THIRD DOWN EFFICIENCY	4-8-50%	5-12-42%
FOURTH DOWN EFFICIENCY	0-0-0%	2-3-67%
TOTAL NET YARDS	312	442
Total Offensive Plays	56	64
Average gain per offensive play	5.6	6.9
NET YARDS RUSHING	91	178
Total Rushing Plays	25	37
Average gain per rushing play	3.6	4.8
NET YARDS PASSING	221	264
Sacks-Yards	3-27	1-19
Gross yards passing	248	283
ATTEMPTS-COMPLETIONS-INTS	28-20-0	26-21-0
Avg. gain per pass play	7.1	9.8
PUNTS NUMBER AND AVG.	3-41-7	1-42-0
Net Punting Average	43.0	32.0
TOTAL RETURN YARDAGE	10	-4
No. and Yards Punt Returns	1-10	1-4
No. and Yards Kickoff Returns	3-51	2-30
No. and Yards Int. Returns	0-0	0-0
PENALTIES Number and Yards	7-75	7-71
FUMBLES Number and Lost	0-0	2-1
RED ZONE EFFICIENCY	3-3-100%	2-3-67%
GOAL TO GO EFFICIENCY	1-1-100%	1-1-100%
TIME OF POSSESSION	28:57	31:03



2020 GAME RECAPS

WEEK 10

NOV. 15, 2020 | MIAMI GARDENS, FLA.
HARD ROCK STADIUM
ATTENDANCE: 12,751 | TV: CBS

L.A. CHARGERS 21

MIAMI 29

SCORING SUMMARY

	1	2	3	4	F
L.A. Chargers	0	7	7	7	21
Miami	14	3	3	9	29

SCORING DRIVES

TEAM	QTR	TIME	PLAY (EXTRA POINT)	(DRIVE INFO)	LAC	MIA
Dolphins	1	12:54	S.Ahmed 1 yd. run	(J.Sanders kick) (1-1, 0:04)	0	7
Dolphins	1	0:58	J.Grant 3 yd. pass from T.Tagovailoa	(J.Sanders kick) (13-88, 7:04)	0	14
Chargers	2	4:25	J.Herbert 1 yd. run	(M.Badgley kick) (11-37, 5:51)	7	14
Dolphins	2	0:24	J.Sanders 50 yd. Field Goal	(5-15, 0:42)	7	17
Chargers	3	7:02	H.Henry 2 yd. pass from J.Herbert	(M.Badgley kick) (11-68, 6:38)	14	17
Dolphins	3	2:30	J.Sanders 35 yd. Field Goal	(8-58, 4:32)	14	20
Dolphins	4	11:38	D.Smythe 2 yd. pass from T.Tagovailoa	(pass failed) (5-32, 2:32)	14	26
Dolphins	4	3:59	J.Sanders 49 yd. Field Goal	(7-14, 2:38)	14	29
Chargers	4	1:57	K.Allen 13 yd. pass from J.Herbert	(M.Badgley kick) (8-69, 2:02)	21	29

The Dolphins have been dominant in the first halves of football games this season, particularly on the current winning streak. Miami extended the streak to five games with a 29-21 win over the Los Angeles Chargers Sunday at Hard Rock Stadium.

Miami raced out to a 14-0 first quarter lead before taking a 17-7 advantage to the locker room. The Dolphins are now plus-74 in point differential in the opening halves of games – the best in the National Football League. The Miami defense forced a Los Angeles three-and-out thanks to a sack from cornerback Nik Needham, which sent Special Teams Coordinator Danny Crossman's punt return onto the field.

A late shift at the snap opened up linebacker Andrew Van Ginkel for a free run at the Los Angeles punter Ty Long, and he did not miss his opportunity.

Van Ginkel laid out and rejected Long's kick. Cornerback Jamal Perry fell on it setting the Dolphins offense up at the 1-yard-line. Rookie offensive guard Solomon Kindley aligned in I-formation in front of running back Salvon Ahmed and led his fellow rookie teammate into the end zone to give the Dolphins a quick lead.

After another defensive stop, the Dolphins put together their best offensive drive of the game. Miami went on a march that covered 13 plays, 88 yards and took 7:04 off the game clock. It started with a rolling, 23-yard rip from quarterback Tua Tagovailoa to tight end Mike Gesicki and finished with a 3-yard dart to wide receiver Jakeem Grant.

Kicker Jason Sanders connected from 50 yards in the second quarter and 35 yards in the third quarter to give him 19 straight field goals to open the season and 22 consecutive field goals dating back to 2019, extending his own franchise record. The streak would come to an end, however, as Sanders missed a 47-yard field goal in the fourth quarter. He started a new streak with a successful 49-yard field goal with four minutes left in the game.

After the Chargers cut the lead to six and got the ball back, cornerback Xavier Howard made an impactful play early in the fourth quarter. The NFL's leader in interceptions since December of 2017 stepped in front of the Herbert pass and brought it back to the Chargers 35-yard-line. It was his fifth pick of the season.

The interception helped the Miami offense discover it's rhythm again. Tagovailoa found Durham Smythe on a beautifully designed throwback for his second touchdown pass of the day, giving the Dolphins a 26-14 fourth-quarter lead.

GAME STATISTICS

RUSHING (Att-Yds-TD):

L.A. Chargers: K. Ballage 18-68, J. Kelley 7-21, J. Herbert 4-10-1.
Miami: S. Ahmed 21-85-1, P. Laird 2-19, M. Perry 1-6, D. Washington 2-2, T. Tagovailoa 6-(-1).

PASSING (A-C-Y-TD-I):

L.A. Chargers: J. Herbert 32-20-187-2-1.
Miami: T. Tagovailoa 25-15-169-2-0.

RECEIVING (Rec-Yds-TD):

L.A. Chargers: K. Ballage 5-34, H. Henry 4-30-1, J. Guyton 4-24, K. Allen 3-39-1, M. Williams 2-38, D. Parham Jr. 1-13, G. Nabers 1-9.
Miami: J. Grant 4-43-1, M. Gesicki 2-40, D. Parker 2-31, M. Perry 2-21, D. Smythe 2-9-1, A. Shaheen 1-19, S. Ahmed 1-5, M. Hollins 1-1.

SACKS (Sk-Yds):

L.A. Chargers: None.
Miami: N. Needham 1-13, E. Ogbah 1-0.

INTERCEPTIONS (Int-Yds):

L.A. Chargers: None.
Miami: X. Howard 1-28.

FORCED FUMBLES:

L.A. Chargers: None.
Miami: None.

FUMBLE RECOVERIES (No-Yds):

L.A. Chargers: N. Vigil 1-44.
Miami: None.

TEAM STATS

	LAC	MIA
TOTAL FIRST DOWNS	19	17
By Rushing	9	6
By Passing	10	10
By Penalty	0	1
THIRD DOWN EFFICIENCY	4-13-31%	5-14-36%
FOURTH DOWN EFFICIENCY	2-3-67%	0-0-0%
TOTAL NET YARDS	273	280
Total Offensive Plays	63	57
Average gain per offensive play	4.3	4.9
NET YARDS RUSHING	99	111
Total Rushing Plays	29	32
Average gain per rushing play	3.4	3.5
NET YARDS PASSING	174	169
Sacks-Yards	2-13	0-0
Gross yards passing	187	169
ATTEMPTS-COMPLETIONS-INTS	32-20-1	25-15-0
Avg. gain per pass play	5.1	6.8
PUNTS NUMBER AND AVG.	5-34.2	2-52.0
Net Punting Average	22.8	52.0
TOTAL RETURN YARDAGE	0	85
No. and Yards Punt Returns	0-0	3-57
No. and Yards Kickoff Returns	4-80	0-0
No. and Yards Int. Returns	0-0	1-28
PENALTIES Number and Yards	5-31	3-15
FUMBLES Number and Lost	0-0	2-1
RED ZONE EFFICIENCY	3-3-100%	3-5-60%
GOAL TO GO EFFICIENCY	2-2-100%	3-3-100%
TIME OF POSSESSION	29:54	30:06



2020 GAME RECAPS

WEEK 11

NOV. 22, 2020 | DENVER, COLO.
EMPOWER FIELD AT MILE HIGH
ATTENDANCE: 5,351 | TV: CBS

MIAMI 13	DENVER 20
----------	-----------

SCORING SUMMARY					
	1	2	3	4	F
Miami	7	3	0	3	13
Denver	7	6	7	0	20

For the first time since Week 4, the Dolphins came up on the short end with a 20-13 loss to the Broncos. Denver ran for 189 yards and sacked Dolphins quarterbacks six times to snap Miami's five-game winning streak.

The Dolphins mounted a furious rally in the fourth quarter sparked by yet another huge play by linebacker Andrew Van Ginkel. As Broncos running back Melvin Gordon surged towards the end zone in search of his third touchdown, Van Ginkel – amid four Dolphins defenders in relentless pursuit – punched the ball free just short of the goal line. Safety Eric Rowe recovered the ball and the Dolphins were 99 yards away from a game-tying score.

Quarterback Ryan Fitzpatrick replaced Tua Tagovailoa on the previous possession and drove Miami deep into Denver territory with just under 90 seconds left to play. But an interception by Justin Simmons in the end zone put an end to the comeback bid as the Dolphins fell to 6-4 on the season.

The game started with the same script Dolphins fans have grown accustomed to in recent weeks. Xavier Howard stepped in front of a Drew Lock pass on the third play from scrimmage for his sixth interception of the season, tied for the league lead with New England's J.C. Jackson. The Dolphins would finish the ensuing drive with a 3-yard pass from Tagovailoa to wide receiver DeVante Parker, helping Miami race out to a 7-0 lead less than five minutes into the game.

Denver quickly gained control with a swarming pass rush and dominant ground game. After back-to-back false starts pushed the Broncos into a second-and-20, they converted and finished off an 11-play drive powered by 47 yards on the ground, including a 14-yard run by quarterback Drew Lock on third-and-13.

The two teams exchanged second-quarter field goals to set the Broncos up with a two-minute opportunity, but that didn't change their offensive approach. A 25-yard run by Melvin Gordon got the drive started and a 7-yard run set up kicker Brandon McManus to give Denver a three-point halftime lead.

Miami's defense showed its teeth coming out of the locker room with a stand on fourth-and-1 backed up to their own 14-yard-line. Defensive tackle Raekwon Davis provided the initial surge before the calvary arrived to shut down the Gordon run. Linebacker Elandon Roberts was credited with the tackle amid a flurry of Dolphins defenders.

Another Broncos sack led to a quick three-and-out putting the Dolphins defense back on the field.

The Broncos went back to what was working with 35 rushing yards, including a 20-yard Gordon touchdown gallop, to open up a two score lead. Trailling by 10, the Dolphins drove the ensuing possession into Broncos territory, but an offensive hold and another sack forced Matt Haack onto the field for his sixth punt.

GAME STATISTICS

RUSHING (Att-Yds-TD):

Miami: S. Ahmed 12-43, R. Fitzpatrick 2-6, M. Breida 2-4, J. Grant 1-3.
Denver: M. Gordon 15-84-2, P. Lindsay 16-82, D. Lock 2-23.

PASSING (A-C-Y-TD-I):

Miami: T. Tagovailoa 20-11-83-1-0, R. Fitzpatrick 18-12-117-0-0.
Denver: D. Lock 30-18-270-0-1.

RECEIVING (Rec-Yds-TD):

Miami: D. Parker 6-61-1, S. Ahmed 5-31, M. Gesicki 4-43, M. Perry 3-23, J. Grant 2-12, A. Callaway 1-13, M. Hollins 1-9, P. Laird 1-8.
Denver: T. Patrick 5-119, N. Fant 4-55, K. Hamler 4-35, J. Jeudy 3-37, N Vannett 2-24.

SACKS (Sk-Yds):

Miami: None.
Denver: D. Williams 2-7, M. Reed 1.5-12.5, B. Chubb 1-9, D. Jones 1-0, D. Walker 0.5-4.5.

INTERCEPTIONS (Int-Yds):

Miami: X. Howard 1-10.
Denver: J. Simmons 1-0.

FORCED FUMBLES:

Miami: A. Van Ginkel 1.
Denver: None.

FUMBLE RECOVERIES (No-Yds):

Miami: E. Rowe 1-0.
Denver: None.

TEAM STATS	MIA	DEN
TOTAL FIRST DOWNS	17	19
By Rushing	3	8
By Passing	11	9
By Penalty	3	2
THIRD DOWN EFFICIENCY	7-16-44%	4-12-33%
FOURTH DOWN EFFICIENCY	0-0-0%	1-2-50%
TOTAL NET YARDS	223	459
Total Offensive Plays	61	63
Average gain per offensive play	3.7	7.3
NET YARDS RUSHING	56	189
Total Rushing Plays	17	33
Average gain per rushing play	3.3	5.7
NET YARDS PASSING	167	270
Sacks-Yards	6-33	0-0
Gross yards passing	200	270
ATTEMPTS-COMPLETIONS-INTS	38-23-1	30-18-1
Avg. gain per pass play	3.8	9.0
PUNTS NUMBER AND AVG.	6-47.3	3-52.0
Net Punting Average	45.7	50.0
TOTAL RETURN YARDAGE	16	10
No. and Yards Punt Returns	1-6	3-10
No. and Yards Kickoff Returns	0-0	1-22
No. and Yards Int. Returns	1-10	1-0
PENALTIES Number and Yards	5-50	8-70
FUMBLES Number and Lost	0-0	1-1
RED ZONE EFFICIENCY	1-3-33%	1-4-25%
GOAL TO GO EFFICIENCY	1-1-100%	1-2-50%
TIME OF POSSESSION	29:41	30:19



2020 GAME RECAPS

WEEK 12

NOV. 29, 2020 | EAST RUTHERFORD, N.J.
METLIFE STADIUM
ATTENDANCE: NONE | TV: CBS

MIAMI 20

N.Y. JETS 3

SCORING SUMMARY

	1	2	3	4	F
Miami	3	10	0	7	20
N.Y. Jets	3	0	0	0	3

SCORING DRIVES

TEAM	QTR	TIME	PLAY (EXTRA POINT)	(DRIVE INFO)	MIA	NYJ
Jets	1	9:45	S.Castillo 38 yd. Field Goal	(9-55, 5:15)	0	3
Dolphins	1	1:12	J.Sanders 54 yd. Field Goal	(7-35, 2:18)	3	3
Dolphins	2	8:56	M.Gesicki 13 yd. pass from R.Fitzpatrick (J.Sanders kick)	(10-88, 5:11)	10	3
Dolphins	2	5:23	J.Sanders 51 yd. Field Goal	(6-36, 2:30)	13	3
Dolphins	4	6:54	A.Shaheen 7 yd. pass from R.Fitzpatrick (J.Sanders kick)	(7-80, 3:39)	20	3

Miami renewed its oldest AFC East rivalry with a season sweep of the New York Jets and the eighth victory in its past 10 games against them.

With another suffocating defensive performance, the Dolphins finished the month of November 4-1, moving to 7-4 going into the final stretch of the season.

The Dolphins improved upon their league-best +81 point first half differential with a dominant effort on defense, including not allowing a point in the final three quarters of the game.

The Jets kicked a field goal on the opening drive before the Miami defense responded with two interceptions, six forced punts (three possessions resulting in a three-and-out) and a missed field goal. A consistent surge from the defensive line, paired with the return of Christian Wilkins, helped limit the Jets ground game to just 87 yards. Of the Jets' 23 running plays, 15 of them gained three yards or less.

The Dolphins defense held on for back-to-back series in which the Jets started in plus-territory after turnovers – first, a three-and-out; then a turnover on downs spearheaded by a tackle for loss by linebacker Elandon Roberts.

In addition to the run-down wins, Miami sacked Jets quarterback Sam Darnold three times (a full sack for safety Brandon Jones and a half of a sack each for linebackers Jerome Baker, Kyle Van Noy, Roberts and defensive tackle Raekwon Davis). Cornerback Nik Needham intercepted his first pass of the year and the third of his young career.

Xavier Howard snagged his league-leading seventh interception. He tied his career high (2018), and joins Sam Madison (eight interceptions in 1998 and seven in 1999) as the only cornerbacks in Dolphins history to have two seasons with seven-plus interceptions.

Offensively, Miami moved the ball into Jets territory early on. Two drives in the first half stalled on the fringe of field goal range for most kickers, but not for the right leg of Jason Sanders.

Sanders stroked a pair of kicks down the middle from 54 and 51 yards in the opening half, giving him 10 consecutive field goals of 50-or-more yards. Sanders' eight successful field goals from 50-plus yards this season are most in the NFL. His 85.7 career field goal percentage on attempts of that distance is the best in the NFL since at least 1991.

Fitzpatrick found nine different targets for 257 passing yards with the greatest contribution coming from wide receiver DeVante Parker. Parker caught back-shoulder throws, diving slants, and broke a couple of big runs after the catch en route to 119 receiving yards, a season-high.

Sunday's performance marked the 10th time in Parker's career that he eclipsed the century mark and the second time this season.

The Jets scored a combined seven points in the season series twice against Miami (1975 and 1976). This season, New York scored a combined three points in the two games. That covers 25 possessions, an average of 0.12 points per possession. It was the second-lowest scoring output by an AFC East opponent against the Dolphins in a single season as Miami held Baltimore scoreless in both 1972 meetings.

GAME STATISTICS

RUSHING (Att-Yds-TD):

Miami: D. Washington 13-49, M. Breida 8-36, R. Fitzpatrick 3-10, P. Laird 1-9.

N.Y. Jets: F. Gore 18-74, S. Darnold 2-9, T. Johnson 2-3, J. Adams 1-1.

PASSING (A-C-Y-TD-I):

Miami: R. Fitzpatrick 39-24-257-2-0.

N.Y. Jets: S. Darnold 27-16-197-0-2.

RECEIVING (Rec-Yds-TD):

Miami: D. Parker 8-119, D. Smythe 3-19, M. Gesicki 2-35-1, M. Hollins 2-19, M. Breida 2-17, J. Grant 2-15, D. Washington 2-11, M. Perry 1-8, A. Shaheen 1-7-1, A. Callaway 1-7.

N.Y. Jets: B. Perriman 4-79, D. Mims 4-67, J. Crowder 3-31, F. Gore 3-12, J. Smith 1-7, T. Johnson 1-1.

SACKS (Sk-Yds):

Miami: Br. Jones 1-9, K. Van Noy 1-8, J. Baker 0.5-3.5, E. Roberts 0.5-3.5.

N.Y. Jets: Q. Williams 1.5-6, N. Hewitt 1-6, F. Fatukasi 1-4, J. Jenkins 0.5-0.

INTERCEPTIONS (Int-Yds):

Miami: X. Howard 1-3, N. Needham 1-1.

N.Y. Jets: None.

FORCED FUMBLES:

Miami: None.

N.Y. Jets: N. Hewitt 1, J. Guidry 1, J. Jenkins 1, Q. Williams 1.

FUMBLE RECOVERIES (No-Yds):

Miami: None.

N.Y. Jets: N. Hewitt 1-17, J. Guidry 1-0.

TEAM STATS	MIA	NYJ
TOTAL FIRST DOWNS	22	10
By Rushing	5	4
By Passing	14	6
By Penalty	3	0
THIRD DOWN EFFICIENCY	8-16-50%	3-13-23%
FOURTH DOWN EFFICIENCY	0-0-0%	0-1-0%
TOTAL NET YARDS	345	260
Total Offensive Plays	68	53
Average gain per offensive play	5.1	4.9
NET YARDS RUSHING	104	87
Total Rushing Plays	25	23
Average gain per rushing play	4.2	3.8
NET YARDS PASSING	241	173
Sacks-Yards	4-16	3-24
Gross yards passing	257	197
ATTEMPTS-COMPLETIONS-INTS	39-24-0	27-16-2
Avg. gain per pass play	5.6	5.8
PUNTS NUMBER AND AVG.	6-47.3	3-52.0
Net Punting Average	45.7	50.0
TOTAL RETURN YARDAGE	23	0
No. and Yards Punt Returns	2-19	1-0
No. and Yards Kickoff Returns	0-0	3-56
No. and Yards Int. Returns	2-4	0-0
PENALTIES Number and Yards	3-20	6-74
FUMBLES Number and Lost	4-2	0-0
RED ZONE EFFICIENCY	2-3-67%	0-3-0%
GOAL TO GO EFFICIENCY	0-1-0%	0-0-0%
TIME OF POSSESSION	32:37	27:23



2020 GAME RECAPS

WEEK 13

DEC. 6, 2020 | MIAMI GARDENS, FLA.
HARD ROCK STADIUM
ATTENDANCE: 12,577 | TV: CBS

CINCINNATI 7

MIAMI 19

SCORING SUMMARY

	1	2	3	4	F
Cincinnati	7	0	0	0	7
Miami	0	6	10	3	19

SCORING DRIVES

TEAM	QTR	TIME	PLAY (EXTRA POINT) (DRIVE INFO)	CIN	MIA
Bengals	1	3:20	T.Boyd 72 yd. pass from B.Allen (R.Bullock kick) (3-80, 1:20)	7	0
Dolphins	2	11:42	J.Sanders 25 yd. Field Goal (10-68, 6:38)	7	3
Dolphins	2	0:00	J.Sanders 48 yd. Field Goal (6-27, 0:58)	7	6
Dolphins	3	11:35	M.Gesicki 5 yd. pass from T.Tagovailoa (J.Sanders kick) (8-75, 3:25)	7	13
Dolphins	3	5:33	J.Sanders 23 yd. Field Goal (10-70, 4:10)	7	16
Dolphins	4	13:21	J.Sanders 19 yd. Field Goal (12-46, 5:31)	7	19

The Dolphins have typically jumped out to an early lead, played efficiently on the attack and smothered the opposing offense with pressure and takeaways to win games. However, that script changed against Cincinnati as Miami won 19-7 after falling behind early.

As the Bengals searched to extend their 7-3 lead at the end of the first half, a Miami defensive stand resulted in a missed Bengals field goal. Quarterback Tua Tagovailoa drove the offense into the range of kicker Jason Sanders, who split the uprights from 48 yards for his 25th field goal this season, cutting the Cincinnati lead to a one-point advantage.

The Dolphins took that momentum and stormed out of the gates in the second half. After a first quarter, 72-yard touchdown to Tyler Boyd, the Miami defense didn't surrender another point. Through 12 games, the Dolphins have allowed just 212 points, 17.7 points per game (second-fewest in the NFL).

Linebacker Kyle Van Noy picked up the fifth multi-sack game of his career and his first with Miami, totaling a career-high three sacks. All three of them came on third down and led to three of the Bengals' seven punts on the day. In total, the Miami defense forced four three-and-outs, two interceptions and a missed field goal.

With a more explosive and efficient offensive attack, Miami ripped off the final 19 points in the game to get to 8-4 – the best mark through 12 games for the franchise since 2003.

Trailing at halftime, the Dolphins came out of the locker room with an eight-play, 75-yard touchdown drive that took 3:25 of game time off the clock. Tagovailoa completed five of six passes for 76 yards and the touchdown to Mike Gesicki to take a 13-7 lead, one Miami would not relinquish.

Miami's big second half was sparked by Gesicki, who caught a career-high nine passes for 88 yards and a touchdown. He made the highlight-reel play of the day when he stretched out – shades of former Dolphins wide receiver Oronde Gadsden in 2002 – for a one-handed stab. Gesicki capped the drive with the 5-yard touchdown that brought Miami out in front 13-7.

Cornerback Nik Needham was Johnny-on-the-spot for Miami's second interception, his second in as many weeks. Lawson dumped the quarterback twice for his first multi-sack game as a member of the Miami Dolphins (third of his career) and Sieler made it six in the game (2.5 sacks for Sieler this season).

The performance gives the Miami defense 10 combined points allowed in their past two games. That is the fewest allowed by the Dolphins in consecutive games since the team also allowed 10 combined points in the 2002 season.

Xavier Howard's first quarter interception made it 18 consecutive games with a takeaway by the Miami defense, the longest active streak in the NFL.

GAME STATISTICS

RUSHING (Att-Yds-TD):

Cincinnati: G. Bernard 12-30, S. Perine 3-7, B. Allen 2-3.
Miami: M. Gaskin 21-90, L. Bowden 1-11, P. Laird 3-6, T. Tagovailoa 3-3.

PASSING (A-C-Y-TD-I):

Cincinnati: B. Allen 19-11-153-1-1, R. Finley 7-6-40-0-1, T. Boyd 1-0-0-0-0.
Miami: T. Tagovailoa 39-26-296-1-0.

RECEIVING (Rec-Yds-TD):

Cincinnati: D. Sample 7-49, T. Higgins 5-56, A. Erickson 2-17, G. Bernard 2-(-1), T. Boyd 1-72-1.
Miami: M. Gesicki 9-88-1, L. Bowden 4-41, D. Parker 4-35, M. Gaskin 2-51, J. Grant 2-42, P. Laird 2-16, D. Smythe 2-16, M. Hollins 1-7.

SACKS (Sk-Yds):

Cincinnati: None.
Miami: K. Van Noy 3-18, S. Lawson 2-14, Z. Sieler 1-5.

INTERCEPTIONS (Int-Yds):

Cincinnati: None.
Miami: X. Howard 1-0, N. Needham 1-0.

FORCED FUMBLES:

Cincinnati: J. Bates 1.
Miami: None.

FUMBLE RECOVERIES (No-Yds):

Cincinnati: V. Bell 1-37.
Miami: None.

TEAM STATS	CIN	MIA
TOTAL FIRST DOWNS	12	23
By Rushing	4	4
By Passing	6	16
By Penalty	2	3
THIRD DOWN EFFICIENCY	3-12-25%	1-10-10%
FOURTH DOWN EFFICIENCY	2-2-100%	1-1-100%
TOTAL NET YARDS	196	406
Total Offensive Plays	50	67
Average gain per offensive play	3.9	6.1
NET YARDS RUSHING	40	110
Total Rushing Plays	17	28
Average gain per rushing play	2.4	3.9
NET YARDS PASSING	156	296
Sacks-Yards	6-37	0-0
Gross yards passing	193	296
ATTEMPTS-COMPLETIONS-INTS	27-17-2	39-26-0
Avg. gain per pass play	4.7	7.6
PUNTS NUMBER AND AVG.	6-49.5	4-45.0
Net Punting Average	48.2	41.8
TOTAL RETURN YARDAGE	13	8
No. and Yards Punt Returns	2-13	4-8
No. and Yards Kickoff Returns	1-24	0-0
No. and Yards Int. Returns	0-0	2-0
PENALTIES Number and Yards	6-62	8-54
FUMBLES Number and Lost	0-0	2-1
RED ZONE EFFICIENCY	0-1-0%	1-4-25%
GOAL TO GO EFFICIENCY	0-0-0%	1-4-25%
TIME OF POSSESSION	27:44	32:16



2020 GAME RECAPS

WEEK 14

DEC. 13, 2020 | MIAMI GARDENS, FLA.
HARD ROCK STADIUM
ATTENDANCE: 13,057 | TV: CBS

KANSAS CITY 33

MIAMI 27

SCORING SUMMARY

	1	2	3	4	F
Kansas City	0	14	16	3	33
Miami	7	3	0	17	27

SCORING DRIVES

TEAM	QTR	TIME	PLAY (EXTRA POINT)	(DRIVE INFO)	KC	MIA
Dolphins	1	1:35	M.Gesicki 7 yd. pass from T.Tagovailoa (J.Sanders kick)	(7-44, 3:15)	0	7
Dolphins	2	10:14	J.Sanders 31 yd. Field Goal	(10-34, 5:23)	0	10
Chiefs	2	8:10	T.Hill 32 yd. run (H.Butker kick)	(4-75, 2:04)	7	10
Chiefs	2	0:37	T.Kelce 6 yd. pass from P.Mahomes (H.Butker kick)	(3-75, 1:10)	14	10
Chiefs	3	13:50	T.Hill 44 yd. pass from P.Mahomes (H.Butker kick)	(9-74, 2:15)	21	10
Chiefs	3	12:48	M.Hardman 67 yd. punt return (H.Butker kick)		28	10
Chiefs	3	6:52	T.Tagovailoa sacked in end zone by C.Jones for a Safety		30	10
Dolphins	4	12:03	M.Gesicki 29 yd. pass from T.Tagovailoa (J.Sanders kick)	(6-80, 2:16)	30	17
Dolphins	4	4:15	T.Tagovailoa 1 yd. run (J.Sanders kick)	(14-75, 5:52)	30	24
Chiefs	4	1:08	H.Butker 46 yd. Field Goal	(10-47, 3:07)	33	24
Dolphins	4	0:16	J.Sanders 44 yd. Field Goal	(5-49, 0:52)	33	27

The Dolphins were up for the challenge of the defending Super Bowl champions early and late; but as he so often does, Kansas City quarterback Patrick Mahomes found a rhythm for a period of the game that put the comeback just out of reach.

The Dolphins fell to 8-5 with a 33-27 loss to the defending Super Bowl champion Chiefs Sunday at Hard Rock Stadium. After a pair of Dolphins sacks and interceptions of the 2018 league MVP in the first quarter, Kansas City put together scoring drives on four of their next five possessions, including a 67-yard punt return touchdown by wide receiver Mecole Hardman.

After the Chiefs racked up 30 straight points to wipe out Miami's 10-0 start, quarterback Tua Tagovailoa led the offense to back-to-back touchdown drives to make it a one-score game late in the fourth quarter.

The defense forced a fourth-and-1 attempt for the Chiefs with 2:30 to play, but Mahomes went back to wide receiver Tyreek Hill to diminish the Dolphins' hopes.

Early, the Dolphins defense forced a pair of interceptions on tipped passes. Cornerback Byron Jones secured his first interception as a member of the Miami Dolphins and safety Eric Rowe secured his second of the season when he caught the deflection of a high pass from Mahomes. Jones later forced a fumble that was covered up by linebacker Kamu Grugier-Hill.

The Dolphins would add a fourth takeaway courtesy of cornerback Xavier Howard's ninth interception of the season. With the Chiefs driving and looking to build on a 20-point lead, Mahomes was in search of another long touchdown pass in the direction of Hill. Howard extended with one arm and pulled down the 21st interception of his career.

The four takeaways extend Miami's streak to 19 consecutive games creating a turnover, the longest active streak in the NFL.

After his second interception, Mahomes went to work. During Kansas City's stretch of 30-straight points, he was 11/15 with 168 yards and two touchdown passes. The Dolphins defense allowed just three points on the Chiefs' final three possessions to give the offense an opportunity to get back into the game.

GAME STATISTICS

RUSHING (Att-Yds-TD):

Kansas City: C. Edwards-Helaire 16-32, T. Hill 1-32-1, L. Bell 2-21, P. Mahomes 5-9
Miami: D. Washington 13-35, T. Tagovailoa 6-24-1, P. Laird 4-19, L. Bowden 1-2.

PASSING (A-C-Y-TD-I):

Kansas City: P. Mahomes 34-24-393-2-3.
Miami: T. Tagovailoa 48-28-316-2-1, L. Bowden 1-0-0-0-0.

RECEIVING (Rec-Yds-TD):

Kansas City: T. Kelce 8-136-1, C. Edwards-Helaire 5-59, T. Hill 3-79-1, M. Hardman 3-40, S. Watkins 2-52, L. Bell 2-14, D. Robinson 1-13.
Miami: L. Bowden 7-82, M. Hollins 5-66, M. Gesicki 5-65-2, J. Grant 3-32, A. Shaheen 2-26, D. Smythe 2-19, D. Washington 2-17, M. Perry 1-5, P. Laird 1-4.

SACKS (Sk-Yds):

Kansas City: F. Clark 1-8, T. Wharton 1-8, M. Danna 1-7, C. Jones 1-6.
Miami: J. Baker 2.5-37, C. Wilkins 0.5-2.

INTERCEPTIONS (Int-Yds):

Kansas City: T. Mathieu 1-5.
Miami: E. Rowe 1-22, By. Jones 1-15, X. Howard 1-0.

FORCED FUMBLES:

Kansas City: S. Watkins 1.
Miami: By. Jones 1.

FUMBLE RECOVERIES (No-Yds):

Kansas City: None.
Miami: K. Grugier-Hill 1-0.

TEAM STATS

	KC	MIA
TOTAL FIRST DOWNS	22	27
By Rushing	5	5
By Passing	15	18
By Penalty	2	4
THIRD DOWN EFFICIENCY	5-11-45%	7-15-47%
FOURTH DOWN EFFICIENCY	1-1-100%	0-0-0%
TOTAL NET YARDS	448	367
Total Offensive Plays	61	77
Average gain per offensive play	7.3	4.8
NET YARDS RUSHING	94	80
Total Rushing Plays	24	24
Average gain per rushing play	3.9	3.3
NET YARDS PASSING	354	287
Sacks-Yards	3-39	4-29
Gross yards passing	393	316
ATTEMPTS-COMPLETIONS-INTS	34-24-3	49-28-1
Avg. gain per pass play	9.6	5.4
PUNTS NUMBER AND AVG.	4-49.5	5-46.8
Net Punting Average	47.5	29.4
TOTAL RETURN YARDAGE	72	45
No. and Yards Punt Returns	1-67	3-8
No. and Yards Kickoff Returns	2-15	0-0
No. and Yards Int. Returns	1-5	3-37
PENALTIES Number and Yards	8-56	3-35
FUMBLES Number and Lost	2-1	1-0
RED ZONE EFFICIENCY	1-2-50%	2-3-67%
GOAL TO GO EFFICIENCY	1-1-100%	2-2-100%
TIME OF POSSESSION	28:30	31:30



National Football League Game Summary

NFL Copyright © 2020 by The National Football League. All rights reserved. This summary and play-by-play is for the express purpose of assisting media in their coverage of the game; any other use of this material is prohibited without the written permission of the National Football League.

Date: Sunday, 12/13/2020 **Kansas City Chiefs at Miami Dolphins** Start Time: 1:02 PM Eastern
at Hard Rock Stadium, Miami Gardens, FL

Game Day Weather

Game Weather: Sunny Temp: 81° F (27.2° C) Humidity: 56%, Wind: SE 8 mph
Played Open Stadium on Turf: Natural Grass

Officials

Referee: Martin, Clay (19) Umpire: Michalek, Tony (115) Down Judge: Bowers, Derick (74)
Line Judge: LeBlanc, Frank (44) Field Judge: Weatherford, Mike (116) Side Judge: Lamberth, Jeff (21)
Back Judge: Patrick, Steve (17) Replay Official: Stine, Kevin (0)

Lineups

Kansas City Chiefs				Miami Dolphins			
Offense		Defense		Offense		Defense	
WR 10 T.Hill	LDE 92 T.Kpassagnon	TE 80 A.Shaheen	DE 94 C.Wilkins				
LT 72 E.Fisher	LDT 95 C.Jones	LT 73 A.Jackson	NT 98 R.Davis				
LG 73 N.Allegretti	RDT 91 D.Nnadi	LG 66 S.Kindley	DE 92 Z.Sielser				
C 62 A.Reiter	RDE 55 F.Clark	C 67 T.Karras	LB 90 S.Lawson				
RG 77 A.Wylie	LB 53 A.Hitchens	RG 77 J.Davis	LB 43 A.Van Ginkel				
RT 75 M.Remmers	LB 50 W.Gay	RT 68 R.Hunt	LB 55 J.Baker				
TE 87 T.Kelce	LCB 35 C.Ward	TE 81 D.Smythe	LB 49 S.Eguavoen				
QB 15 P.Mahomes	RCB 21 B.Breeland	QB 1 T.Tagovailoa	CB 24 B.Jones				
WR 14 S.Watkins	LB 56 B.Niemann	WR 11 D.Parker	CB 25 K.Howard				
RB 25 C.Edwards-Helaire	FS 49 D.Sorensen	RB 31 D.Washington	S 21 E.Rowe				
FB 42 A.Sherman	SS 32 T.Mathieu	TE 88 M.Gesicki	S 28 B.McCain				

Substitutions

P 5 T.Townsend, K 7 H.Butker, WR 11 D.Robinson, WR 17 M.Hardman, WR 19 M.Kemp, CB 20 A.Hamilton, S 22 J.Thornhill, S 23 A.Watts, RB 26 L.Bell, CB 27 R.Fenton, RB 31 Darr.Williams, RB 34 D.Thompson, CB 38 L.Sneed, LS 41 J.Winchester, DB 45 C.Lammons, LB 47 D.Harris, TE 48 N.Keizer, DE 51 M.Danna, DE 57 A.Okafor, G 61 S.Wisniewski, DT 64 M.Pennel, OL 79 Y.Durant, TE 82 D.Yelder, DT 98 T.Wharton

Substitutions

P 2 M.Haack, K 7 J.Sanders, RB/WR 10 M.Perry, RB 15 L.Bowden, WR 16 A.Callaway, WR 19 J.Grant, CB 23 N.Igbinoghene, S 29 Br.Jones, RB 32 P.Laird, S 35 K.Frazier, S 36 N.Holley, CB 40 N.Needham, S 42 C.Fejedelem, LB 48 C.Munson, LS 50 B.Ferguson, LB 51 K.Grugier-Hill, DE 58 J.Strowbridge, C/G 63 M.Deiter, T 70 J.Davenport, TE 85 C.Myarick, WR 86 M.Hollins, DE 91 E.Ogbah

Did Not Play

QB 4 C.Henne, C 67 D.Kilgore

Did Not Play

QB 14 R.Fitzpatrick, RB 34 E.McGuire, DE 52 T.Render, T 78 A.Pankey

Not Active

CB 29 T.Keyes, LB 54 D.Wilson, T 74 M.Rankin, TE 83 R.Seals-Jones, DE 90 T.Ward, DT 99 K.Saunders

Not Active

RB 26 S.Ahmed, FB 27 C.Cox, LB 44 E.Roberts, LB 53 K.Van Noy, G 75 E.Flowers, DT 95 B.Jones

Field Goals (made) & missed)

H.Butker		J.Sanders		45WR (31) (44)	
	(46)				
		1	2	3	4
VISITOR:	Kansas City Chiefs	0	14	16	3
HOME:	Miami Dolphins	7	3	0	17
					OT
					0
					27

Scoring Plays

Team	Qtr	Time	Play Description (Extra Point) (Drive Info)	Visitor	Home
Dolphins	1	1:35	M.Gesicki 7 yd. pass from T.Tagovailoa (J.Sanders kick) (7-44, 3:15)	0	7
Dolphins	2	10:14	J.Sanders 31 yd. Field Goal (10-34, 5:23)	0	10
Chiefs	2	8:10	T.Hill 32 yd. run (H.Butker kick) (4-75, 2:04)	7	10
Chiefs	2	0:37	T.Kelce 6 yd. pass from P.Mahomes (H.Butker kick) (9-74, 2:15)	14	10
Chiefs	3	13:50	T.Hill 44 yd. pass from P.Mahomes (H.Butker kick) (3-75, 1:10)	21	10
Chiefs	3	12:48	M.Hardman 67 yd. punt return (H.Butker kick)	28	10
Chiefs	3	6:52	T.Tagovailoa sacked in end zone by C.Jones for a Safety	30	10
Dolphins	4	12:03	M.Gesicki 29 yd. pass from T.Tagovailoa (J.Sanders kick) (6-80, 2:16)	30	17
Dolphins	4	4:15	T.Tagovailoa 1 yd. run (J.Sanders kick) (14-75, 5:52)	30	24
Chiefs	4	1:08	H.Butker 46 yd. Field Goal (10-47, 3:07)	33	24
Dolphins	4	0:16	J.Sanders 44 yd. Field Goal (5-49, 0:52)	33	27
Paid Attendance: 13,057					Time: 3:15



Kansas City Chiefs vs Miami Dolphins
12/13/2020 at Hard Rock Stadium

Final Individual Statistics

Kansas City Chiefs										Miami Dolphins									
RUSHING										RUSHING									
	ATT	YDS	AVG	LG	TD						ATT	YDS	AVG	LG	TD				
C.Edwards-Helaire	16	32	2.0	12	0	D.Washington				13	35	2.7	7	0					
T.Hill	1	32	32.0	32	1	T.Tagovailoa				6	24	4.0	9	1					
L.Bell	2	21	10.5	13	0	P.Laird				4	19	4.8	9	0					
P.Mahomes	5	9	1.8	6	0	L.Bowden				1	2	2.0	2	0					
Total	24	94	3.9	32	1	Total				24	80	3.3	9	1					
PASSING										PASSING									
	ATT	CMP	YDS	SK/YD	TD	LG	IN	RT			ATT	CMP	YDS	SK/YD	TD	LG	IN	RT	
P.Mahomes	34	24	393	3/39	2	44	3	91.9	T.Tagovailoa	48	28	316	4/29	2	29	1	83.3		
Total	34	24	393	3/39	2	44	3	91.9	L.Bowden	1	0	0	0/0	0	0	0	39.6		
									Total	49	28	316	4/29	2	29	1	81.7		
PASS RECEIVING										PASS RECEIVING									
	TAR	REC	YDS	AVG	LG	TD					TAR	REC	YDS	AVG	LG	TD			
T.Kelce	10	8	136	17.0	32	1	L.Bowden		9	7	82	11.7	22	0					
C.Edwards-Helaire	6	5	59	11.8	26	0	M.Hollins		9	5	66	13.2	23	0					
T.Hill	7	3	79	26.3	44	1	M.Gesicki		6	5	65	13.0	29	2					
M.Hardman	3	3	40	13.3	26	0	J.Grant		5	3	32	10.7	18	0					
S.Watkins	3	2	52	26.0	37	0	A.Shaheen		3	2	26	13.0	16	0					
L.Bell	3	2	14	7.0	9	0	D.Smythe		3	2	19	9.5	10	0					
D.Robinson	1	1	13	13.0	13	0	D.Washington		4	2	17	8.5	10	0					
A.Sherman	1	0	0	0.0	0	0	M.Perry		2	1	5	5.0	5	0					
Total	34	24	393	16.4	44	2	P.Laird		1	1	4	4.0	4	0					
							D.Parker		2	0	0	0.0	0	0					
							A.Callaway		2	0	0	0.0	0	0					
							Total		46	28	316	11.3	29	2					
INTERCEPTIONS										INTERCEPTIONS									
	NO	YDS	AVG	LG	TD						NO	YDS	AVG	LG	TD				
T.Mathieu	1	5	5.0	5	0	E.Rowe				1	22	22.0	22	0					
Total	1	5	5.0	5	0	By.Jones				1	15	15.0	15	0					
						X.Howard				1	0	0.0	0	0					
						Total				3	37	12.3	22	0					
PUNTING										PUNTING									
	NO	YDS	AVG	NET	TB	IN20	LG				NO	YDS	AVG	NET	TB	IN20	LG		
T.Townsend	4	198	49.5	47.5	0	1	58	M.Haack		5	234	46.8	29.4	1	1	54			
Total	4	198	49.5	47.5	0	1	58	Total		5	234	46.8	29.4	1	1	54			
PUNT RETURNS										PUNT RETURNS									
	NO	YDS	AVG	FC	LG	TD					NO	YDS	AVG	FC	LG	TD			
M.Hardman	1	67	67.0	1	67	1	A.Callaway		2	12	6.0	0	11	0					
[DOWNED]	1	0	0.0	0	0	0	J.Grant		1	-4	-4.0	0	-4	0					
[OUT OF BOUNDS]	1	0	0.0	0	0	0	[OUT OF BOUNDS]		1	0	0.0	0	0	0					
[TOUCHBACK]	1	0	0.0	0	0	0	Total		3	8	2.7	0	11	0					
Total	1	67	67.0	1	67	1													
KICKOFF RETURNS										KICKOFF RETURNS									
	NO	YDS	AVG	FC	LG	TD					NO	YDS	AVG	FC	LG	TD			
M.Hardman	1	15	15.0	0	15	0	[TOUCHBACK]		6	0	0.0	0	0	0					
D.Robinson	1	0	0.0	0	0	0	Total		0	0	0.0	0	0	0					
[TOUCHBACK]	5	0	0.0	0	0	0													
Total	2	15	7.5	0	15	0													

Kansas City Chiefs

FUMBLES

	FUM	LOST	OWN-REC	YDS	TD	FORCED	OPP-REC	YDS	TD	OUT-BDS
P.Mahomes	1	0	1	-9	0	0	0	0	0	0
M.Hardman	1	1	0	0	0	0	0	0	0	0
S.Watkins	0	0	0	0	0	1	0	0	0	0
Total	2	1	1	-9	0	1	0	0	0	0

Miami Dolphins

FUMBLES

	FUM	LOST	OWN-REC	YDS	TD	FORCED	OPP-REC	YDS	TD	OUT-BDS
By.Jones	1	0	0	0	0	1	0	0	0	0



Kansas City Chiefs vs Miami Dolphins
12/13/2020 at Hard Rock Stadium

Final Individual Statistics

E.Ogbah	0	0	1	0	0	0	0	0	0
K.Grugier-Hill	0	0	0	0	0	0	1	0	0
Total	1	0	1	0	0	1	1	0	0



Kansas City Chiefs vs Miami Dolphins
12/13/2020 at Hard Rock Stadium

Final Team Statistics

	Visitor Chiefs	Home Dolphins
TOTAL FIRST DOWNS	22	27
By Rushing	5	5
By Passing	15	18
By Penalty	2	4
THIRD DOWN EFFICIENCY	5-11-45%	7-15-47%
FOURTH DOWN EFFICIENCY	1-1-100%	0-0-0%
TOTAL NET YARDS	448	367
Total Offensive Plays (inc. times thrown passing)	61	77
Average gain per offensive play	7.3	4.8
NET YARDS RUSHING	94	80
Total Rushing Plays	24	24
Average gain per rushing play	3.9	3.3
Tackles for a loss-number and yards	4-14	2-3
NET YARDS PASSING	354	287
Times thrown - yards lost attempting to pass	3-39	4-29
Gross yards passing	393	316
PASS ATTEMPTS-COMPLETIONS-HAD INTERCEPTED	34-24-3	49-28-1
Avg gain per pass play (inc.# thrown passing)	9.6	5.4
KICKOFFS Number-In End Zone-Touchbacks	6-6-6	7-5-5
PUNTS Number and Average	4-49.5	5-46.8
Had Blocked	0	0
FGs - PATs Had Blocked	0-0	0-0
Net Punting Average	47.5	29.4
TOTAL RETURN YARDAGE (Not Including Kickoffs)	72	45
No. and Yards Punt Returns	1-67	3-8
No. and Yards Kickoff Returns	2-15	0-0
No. and Yards Interception Returns	1-5	3-37
PENALTIES Number and Yards	8-56	3-35
FUMBLES Number and Lost	2-1	1-0
TOUCHDOWNS	4	3
Rushing	1	1
Passing	2	2
Punt Returns	1	0
EXTRA POINTS Made-Attempts	4-4	3-3
Kicking Made-Attempts	4-4	3-3
FIELD GOALS Made-Attempts	1-1	2-3
RED ZONE EFFICIENCY	1-2-50%	2-3-67%
GOAL TO GO EFFICIENCY	1-1-100%	2-2-100%
SAFETIES	1	0
FINAL SCORE	33	27
TIME OF POSSESSION	28:30	31:30



Kansas City Chiefs vs Miami Dolphins
12/13/2020 at Hard Rock Stadium

Ball Possession And Drive Chart

Kansas City Chiefs

#	Time Recd	Time Lost	Time Poss	How Ball Obtained	Drive Began	# Play	Yds Gain	Yds Pen	Net Yds	1st Down	Last Scrm	How Given Up
1	14:02	8:56	5:06	Punt	KC 20	8	58	-5	53	4	MIA 27	Interception
2	6:56	4:50	2:06	Missed FG	KC 35	3	-32	0	-32	0	KC 3	Punt
3	1:35	0:37	0:58	Kickoff	KC 25	2	37	0	37	1	MIA 38	Interception
4	10:14	8:10	2:04	Kickoff	KC 25	4	75	0	75	3	MIA 32	Touchdown
5	5:52	4:10	1:42	Punt	KC 21	3	-5	0	-5	0	KC 16	Punt
6	2:52	0:37	2:15	Interception	KC 26	9	59	15	74	5	* MIA 6	Touchdown
7	15:00	13:50	1:10	Kickoff	KC 25	3	75	0	75	2	MIA 44	Touchdown
8	10:20	7:23	2:57	Punt	KC 20	5	64	0	64	1	MIA 42	Fumble
9	6:52	5:17	1:35	Kickoff	KC 46	3	4	-5	-1	0	KC 45	Punt
10	2:37	14:19	3:18	Punt	KC 8	8	68	0	68	3	MIA 24	Interception
11	12:03	10:07	1:56	Kickoff	KC 25	3	5	-5	0	0	KC 25	Punt
12	4:15	1:08	3:07	Kickoff	KC 25	10	32	15	47	3	* MIA 28	Field Goal
13	0:16	0:00	0:16	Kickoff	MIA 45	1	-1	0	-1	0	MIA 45	End of Game

(356) Average KC 27

Miami Dolphins

#	Time Recd	Time Lost	Time Poss	How Ball Obtained	Drive Began	# Play	Yds Gain	Yds Pen	Net Yds	1st Down	Last Scrm	How Given Up
1	15:00	14:02	0:58	Kickoff	MIA 25	3	1	0	1	0	MIA 26	Punt
2	8:56	6:56	2:00	Interception	MIA 43	6	30	0	30	1	KC 27	Missed FG
3	4:50	1:35	3:15	Punt	KC 44	7	44	0	44	3	* KC 7	Touchdown
4	0:37	10:14	5:23	Interception	KC 47	10	39	-5	34	2	* KC 13	Field Goal
5	8:10	5:52	2:18	Kickoff	MIA 25	3	-3	15	12	1	MIA 37	Punt
6	4:10	2:52	1:18	Punt	MIA 22	4	15	0	15	1	MIA 37	Interception
7	0:37	0:00	0:37	Kickoff	MIA 25	3	17	0	17	1	50	End of Half
8	13:50	12:48	1:02	Kickoff	MIA 25	3	5	0	5	0	MIA 30	Punt
9	12:48	10:20	2:28	Kickoff	MIA 25	7	25	0	25	2	50	Punt
10	7:23	6:52	0:31	Fumble	MIA 7	2	-7	0	-7	0	MIA 6	Safety
11	5:17	2:37	2:40	Punt	MIA 18	7	23	0	23	2	MIA 41	Punt
12	14:19	12:03	2:16	Interception	MIA 20	6	80	0	80	4	KC 29	Touchdown
13	10:07	4:15	5:52	Punt	MIA 25	14	67	8	75	8	* KC 1	Touchdown
14	1:08	0:16	0:52	Kickoff	MIA 25	5	31	18	49	2	KC 26	Field Goal

(394) Average MIA 28

* inside opponent's 20

Time of Possession by Quarter

Visitor	1st	2nd	3rd	4th	OT	Total
Kansas City Chiefs	8:10	6:01	8:19	6:00		28:30
Home Miami Dolphins	6:50	8:59	6:41	9:00		31:30

Kickoff Drive No.-Start Average

Chiefs: 6 - KC 28 Dolphins: 6 - MIA 25



Kansas City Chiefs vs Miami Dolphins
12/13/2020 at Hard Rock Stadium

Final Defensive Statistics

Kansas City Chiefs	Regular Defensive Plays												Special Teams					Misc			
	TKL	AST	COMB	SK	/ YDS	TFL	Q	IN	PD	FF	FR	TKL	AST	FF	FR	BL	TKL	AST	FF	FR	
L.Sneed	7	0	7	0	0	0	0	0	1	0	0	0	0	0	0	0	0	0	0	0	0
D.Sorensen	4	3	7	0	0	0	0	0	0	0	0	0	0	0	0	0	0	0	0	0	0
B.Breeland	4	1	5	0	0	0	0	0	3	0	0	0	0	0	0	0	0	0	0	0	0
C.Jones	4	0	4	1	6	1	1	0	1	0	0	0	0	0	0	0	0	0	0	0	0
M.Danna	4	0	4	1	7	3	1	0	0	0	0	0	0	0	0	0	0	0	0	0	0
B.Niemann	4	0	4	0	0	1	1	0	0	0	0	0	0	1	0	0	0	0	0	0	0
D.Nnadi	4	0	4	0	0	0	0	0	0	0	0	0	0	0	0	0	0	0	0	0	0
M.Pennel	2	2	4	0	0	0	0	0	0	0	0	0	0	0	0	0	0	0	0	0	0
J.Thornhill	3	0	3	0	0	0	0	0	0	0	0	0	0	0	0	0	0	0	0	0	0
T.Kpassagnon	2	1	3	0	0	0	0	0	0	0	0	0	0	0	0	0	0	0	0	0	0
W.Gay	2	1	3	0	0	0	0	0	0	0	0	0	0	0	0	0	0	0	0	0	0
F.Clark	2	0	2	1	8	1	1	0	0	0	0	0	0	0	0	0	0	0	0	0	0
T.Wharton	2	0	2	1	8	1	1	0	0	0	0	0	0	0	0	0	0	0	0	0	0
T.Mathieu	2	0	2	0	0	0	0	1	2	0	0	0	0	0	0	0	0	0	0	0	0
A.Hitchens	2	0	2	0	0	0	0	0	0	0	0	0	0	0	0	0	0	0	0	0	0
R.Fenton	1	1	2	0	0	0	0	0	1	0	0	0	0	0	0	0	0	0	0	0	0
C.Ward	1	0	1	0	0	0	0	0	1	0	0	0	0	0	0	0	0	0	0	0	0
A.Okafor	0	0	0	0	0	0	3	0	0	0	0	0	0	0	0	0	0	0	0	0	0
M.Kemp	0	0	0	0	0	0	0	0	0	0	0	1	0	0	0	0	0	0	0	0	0
A.Watts	0	0	0	0	0	0	0	0	0	0	0	1	0	0	0	0	0	0	0	0	0
A.Hamilton	0	0	0	0	0	0	0	0	0	0	0	0	1	0	0	0	0	0	0	0	0
S.Watkins	0	0	0	0	0	0	0	0	0	0	0	0	0	0	0	0	1	0	1	0	0
P.Mahomes	0	0	0	0	0	0	0	0	0	0	0	0	0	0	0	0	0	1	0	1	0
M.Hardman	0	0	0	0	0	0	0	0	0	0	0	0	0	0	0	0	0	1	0	0	0
C.Edwards-Helaire	0	0	0	0	0	0	0	0	0	0	0	0	0	0	0	0	0	1	0	0	0
Total	50	9	59	4	29	7	8	1	9	0	0	2	2	0	0	0	1	3	1	1	0

TKL = Tackle AST = Assist COMB = Combined QH=QB Hit IN = Interception PD = Pass Defense FF = Forced Fumble FR = Fumble Recovery

Miami Dolphins	Regular Defensive Plays											Special Teams					Misc			
	TKL	AST	COMB	SK	/ YDS	TFL	QH	IN	PD	FF	FR	TKL	AST	FF	FR	BL	TKL	AST	FF	FR
J.Baker	5	3	8	2.5	37	2	3	0	0	0	0	0	0	0	0	0	0	0	0	0
Br.Jones	4	4	8	0	0	0	0	0	0	0	0	0	1	0	0	0	0	0	0	0
E.Rowe	6	1	7	0	0	0	0	1	2	0	0	0	0	0	0	0	0	0	0	0
R.Davis	3	2	5	0	0	0	0	0	0	0	0	0	0	0	0	0	0	0	0	0
N.Needham	3	2	5	0	0	0	0	0	0	0	0	0	0	0	0	0	0	0	0	0
C.Wilkins	2	3	5	0.5	2	0	1	0	0	0	0	0	0	0	0	0	0	0	0	0
S.Lawson	3	1	4	0	0	0	1	0	0	0	0	0	0	0	0	0	0	0	0	0
K.Grugier-Hill	3	0	3	0	0	0	0	0	0	0	1	0	0	0	0	0	0	0	0	0
Z.Sieler	3	0	3	0	0	3	0	0	0	0	0	0	0	0	0	0	0	0	0	0
By.Jones	2	1	3	0	0	0	0	1	1	1	0	0	0	0	0	0	0	0	0	0
A.Van Ginkel	2	0	2	0	0	1	1	0	1	0	0	0	0	0	0	0	0	0	0	0
B.McCain	2	0	2	0	0	0	0	0	0	0	0	0	0	0	0	0	0	0	0	0
E.Ogbah	1	0	1	0	0	0	1	0	0	0	1	0	0	0	0	0	0	0	0	0
X.Howard	0	1	1	0	0	0	0	1	1	0	0	0	0	0	0	0	0	0	0	0
N.Holley	0	0	0	0	0	0	0	0	0	0	0	1	1	0	0	0	0	0	0	0
J.Grant	0	0	0	0	0	0	0	0	0	0	0	0	0	0	0	0	1	0	0	0
Total	39	18	57	3	39	6	7	3	5	1	2	1	2	0	0	0	1	0	0	0



Kansas City Chiefs vs Miami Dolphins
12/13/2020 at Hard Rock Stadium

First Half Summary

PERIOD SCORES				TIME OF POSSESSION			
Chiefs	0	14	= 14	Chiefs	14:11		
Dolphins	7	3	= 10	Dolphins	15:49		
Scoring Plays							
Team	Qtr	Time	Play Description (Extra Point) (Drive Info)				Visitor Home
Dolphins	1	1:35	M.Gesicki 7 yd. pass from T.Tagovailoa (J.Sanders kick) (7-44, 3:15)				0 7
Dolphins	2	10:14	J.Sanders 31 yd. Field Goal (10-34, 5:23)				0 10
Chiefs	2	8:10	T.Hill 32 yd. run (H.Butker kick) (4-75, 2:04)				7 10
Chiefs	2	0:37	T.Kelce 6 yd. pass from P.Mahomes (H.Butker kick) (9-74, 2:15)				14 10

				Kansas City Chiefs				Miami Dolphins			
TOTAL FIRST DOWNS				13				9			
First Downs Rushing-Passing-by Penalty				4 - 8 - 1				1 - 7 - 1			
THIRD DOWN EFFICIENCY				2-4-50%				4-9-44%			
TOTAL NET YARDS				201				143			
Total Offensive Plays				29				34			
NET YARDS RUSHING				64				33			
NET YARDS PASSING				137				110			
Gross Yards Passing				172				125			
Times thrown-yards lost attempting to pass				2-35				2-15			
Pass Attempts-Completions-Had Intercepted				19 - 13 - 2				20 - 11 - 1			
Punts-Number and Average				2 - 49.5				2 - 48			
Penalties-Number and Yards				2 - 20				2 - 20			
Fumbles-Number and Lost				1 - 0				1 - 0			
Red Zone Efficiency				1-1-100%				1-2-50%			
Average Drive Start				KC 25				MIA 36			

Kansas City Chiefs											Miami Dolphins															
RUSHING							RUSHING							RUSHING												
	ATT	YDS	AVG	LG	TD			ATT	YDS	AVG	LG	TD			ATT	YDS	AVG	LG	TD							
T.Hill	1	32	32.0	32	1		D.Washington	9	22	2.4	7	0		T.Tagovailoa	2	9	4.5	7	0							
L.Bell	2	21	10.5	13	0		T.Tagovailoa	1	2	2.0	2	0		L.Bowden	1	2	2.0	2	0							
P.Mahomes	3	9	3.0	6	0		L.Bowden	1	2	2.0	2	0														
C.Edwards-Helaire	2	2	1.0	2	0																					
Total	8	64	8.0	32	1		Total	12	33	2.8	7	0														
PASSING							PASSING							PASSING												
	ATT	CMP	YDS	SK/YD	TD	LG	IN	RT		ATT	CMP	YDS	SK/YD	TD	LG	IN	RT		ATT	CMP	YDS	SK/YD	TD	LG	IN	RT
P.Mahomes	19	13	172	2/35	1	37	2	74.8		T.Tagovailoa	19	11	125	2/15	1	18	1	73.4								
										L.Bowden	1	0	0	0/0	0	0	0	39.6								
Total	19	13	172	2/35	1	37	2	74.8		Total	20	11	125	2/15	1	18	1	69.8								
PASS RECEIVING							PASS RECEIVING							PASS RECEIVING												
	TAR	REC	YDS	AVG	LG	TD		TAR	REC	YDS	AVG	LG	TD		TAR	REC	YDS	AVG	LG	TD						
T.Kelce	7	6	76	12.7	21	1		J.Grant	5	3	32	10.7	18	0												
S.Watkins	3	2	52	26.0	37	0		L.Bowden	3	2	30	15.0	16	0												
C.Edwards-Helaire	3	2	17	8.5	16	0		M.Gesicki	2	2	21	10.5	14	1												
L.Bell	3	2	14	7.0	9	0		M.Hollins	2	2	19	9.5	10	0												
D.Robinson	1	1	13	13.0	13	0		A.Shaheen	1	1	16	16.0	16	0												
T.Hill	1	0	0	0.0	0	0		D.Washington	3	1	7	7.0	7	0												
A.Sherman	1	0	0	0.0	0	0		D.Parker	2	0	0	0.0	0	0												
								A.Callaway	1	0	0	0.0	0	0												
Total	19	13	172	13.2	37	1		Total	19	11	125	11.4	18	1												

Kansas City Chiefs	Regular Defensive Plays												Special Teams					Misc			
	TKL	AST	COMB	SK	/ YDS	TFL	Q	IN	PD	FF	FR	TKL	AST	FF	FR	BL	TKL	AST	FF	FR	
D.Nnadi	3	0	3	0	0	0	0	0	0	0	0	0	0	0	0	0	0	0	0	0	
L.Sneed	3	0	3	0	0	0	0	0	0	0	0	0	0	0	0	0	0	0	0	0	
D.Sorensen	1	2	3	0	0	0	0	0	0	0	0	0	0	0	0	0	0	0	0	0	
F.Clark	2	0	2	1	8	1	1	0	0	0	0	0	0	0	0	0	0	0	0	0	
Total	9	2	11	1	8	1	1	0	0	0	0	0	0	0	0	0	0	0	0	0	



Kansas City Chiefs vs Miami Dolphins
12/13/2020 at Hard Rock Stadium

First Half Summary

Miami Dolphins	Regular Defensive Plays											Special Teams					Misc			
	TKL	AST	COMB	SK	/ YDS	TFL	QH	IN	PD	FF	FR	TKL	AST	FF	FR	BL	TKL	AST	FF	FR
Br.Jones	3	3	6	0	0	0	0	0	0	0	0	0	0	0	0	0	0	0	0	0
J.Baker	4	1	5	2	35	2	2	0	0	0	0	0	0	0	0	0	0	0	0	0
E.Rowe	2	1	3	0	0	0	0	1	1	0	0	0	0	0	0	0	0	0	0	0
N.Needham	1	2	3	0	0	0	0	0	0	0	0	0	0	0	0	0	0	0	0	0
Total	10	7	17	2	35	2	2	1	1	0	0	0	0	0	0	0	0	0	0	0



Kansas City Chiefs vs Miami Dolphins at Hard Rock Stadium

Play By Play

First Quarter

12/13/2020

KC wins the coin toss and elects to defer. MIA elects to Receive, and KC elects to defend the west goal.
H.Butker kicks 65 yards from KC 35 to end zone, Touchback.

Miami Dolphins at 15:00

- 1-10-MIA 25 (15:00) (Shotgun) T.Tagovailoa pass incomplete deep left to D.Parker (B.Breeland).
- 2-10-MIA 25 (14:53) (Shotgun) D.Washington right guard to MIA 26 for 1 yard (T.Kpassagnon).
- 3-9-MIA 26 (14:15) (Shotgun) T.Tagovailoa pass incomplete deep middle to J.Grant [A.Okafor].
- 4-9-MIA 26 (14:09) M.Haack punts 54 yards to KC 20, Center-B.Ferguson, fair catch by M.Hardman.

Kansas City Chiefs at 14:02

- 1-10-KC 20 (14:02) C.Edwards-Helaire right tackle to KC 22 for 2 yards (R.Davis).
- 2-8-KC 22 (13:25) (Shotgun) P.Mahomes right end to KC 28 for 6 yards (Br.Jones).
- 3-2-KC 28 (12:43) (Shotgun) P.Mahomes scrambles right end to KC 31 for 3 yards (K.Grugier-Hill).
- 1-10-KC 31 (11:58) (Shotgun) P.Mahomes pass short left to C.Edwards-Helaire to KC 32 for 1 yard (S.Lawson). R1
- 2-9-KC 32 (11:17) (Shotgun) P.Mahomes pass short left to C.Edwards-Helaire pushed ob at KC 48 for 16 yards (Br.Jones). P2
- 1-10-KC 48 (10:46) P.Mahomes pass deep right to T.Kelee ran ob at MIA 35 for 17 yards (J.Baker). P3
- 1-10-MIA 35 (10:09) (Shotgun) L.Bell up the middle to MIA 22 for 13 yards (B.McCain). R4
- 1-10-MIA 22 (9:31) (Shotgun) L.Bell left guard to MIA 18 for 4 yards (Z.Sieler).
- PENALTY on KC, Illegal Shift, 5 yards, enforced at MIA 22 - No Play.*
- 1-15-MIA 27 (9:08) (Shotgun) P.Mahomes pass short right intended for T.Kelee INTERCEPTED by By.Jones (A.Van Ginkel) at MIA 23. By.Jones to MIA 38 for 15 yards (S.Watkins, P.Mahomes), FUMBLES (S.Watkins), recovered by MIA-E.Ogbah at MIA 43.

Miami Dolphins at 8:56

- 1-10-MIA 43 (8:56) (Shotgun) D.Washington up the middle to 50 for 7 yards (F.Clark).
- 2-3-50 (8:32) (No Huddle, Shotgun) T.Tagovailoa pass short left to A.Shahen to KC 34 for 16 yards (L.Sneed). P1
- 1-10-KC 34 (7:52) (Shotgun) L.Bowden pass incomplete deep left to D.Washington [A.Okafor].
- 2-10-KC 34 (7:43) (Shotgun) T.Tagovailoa scrambles left end ran ob at KC 27 for 7 yards (T.Warhton).
- 3-3-KC 27 (7:04) (Shotgun) T.Tagovailoa pass incomplete short middle to L.Bowden (B.Breeland).
- 4-3-KC 27 (7:01) J.Sanders 45 yard field goal is No Good, Wide Right, Center-B.Ferguson, Holder-M.Haack.

Kansas City Chiefs at 6:56

- 1-10-KC 35 (6:56) (Shotgun) P.Mahomes FUMBLES (Aborted) at KC 30, touched at KC 29, and recovers at KC 26.
- 2-19-KC 26 (6:16) (Shotgun) P.Mahomes pass short middle to T.Kelee to KC 33 for 7 yards (A.Van Ginkel).
- 3-12-KC 33 (5:41) (Shotgun) P.Mahomes sacked at KC 3 for -30 yards (J.Baker).
- 4-42-KC 3 (4:59) T.Townsend punts 41 yards to KC 44, Center-J.Winchester, out of bounds.

Miami Dolphins at 0:50

- 1-10-KC 44 (4:50) D.Washington left guard to KC 43 for 1 yard (A.Hitchens).
- 2-9-KC 43 (4:25) (No Huddle, Shotgun) D.Washington left tackle to KC 45 for -2 yards (M.Danna).
- 3-11-KC 45 (3:47) (Shotgun) T.Tagovailoa pass short left to M.Gesicki to KC 31 for 14 yards (L.Sneed). P2
- 1-10-KC 31 (3:15) (No Huddle, Shotgun) D.Washington up the middle to KC 25 for 6 yards (W.Gay).
- 2-4-KC 25 (2:31) T.Tagovailoa pass incomplete short left.
- 3-4-KC 25 (2:27) (Shotgun) T.Tagovailoa pass short middle to J.Grant to KC 7 for 18 yards (J.Thornhill).
- 1-7-KC 7 (1:42) (Shotgun) T.Tagovailoa pass short left to M.Gesicki for 7 yards, TOUCHDOWN. P4
- J.Sanders extra point is GOOD, Center-B.Ferguson, Holder-M.Haack.

KC 0 MIA 7, 7 plays, 44 yards, 3:15 drive, 13:25 elapsed

J.Sanders kicks 65 yards from MIA 35 to end zone, Touchback.

Kansas City Chiefs at 1:35

- 1-10-KC 25 (1:35) (Shotgun) P.Mahomes pass deep middle to S.Watkins to MIA 38 for 37 yards (E.Rowe; N.Needham) [S.Lawson]. P5
- 1-10-MIA 38 (:52) (Shotgun) P.Mahomes pass short right intended for C.Edwards-Helaire INTERCEPTED by E.Rowe at MIA 31. E.Rowe to KC 47 for 22 yards (M.Hardman; C.Edwards-Helaire).

Miami Dolphins at 0:37

- 1-10-KC 47 (:37) D.Washington left tackle to KC 45 for 2 yards (D.Nnadi).

END OF QUARTER

	Score	Time Poss	First Downs					Efficiencies	
			R	P	X	T	3 Down	4 Down	
Kansas City Chiefs	0	8:10	2	3	0	5	1/2	0/0	
Miami Dolphins	7	6:50	0	4	0	4	2/4	0/0	



Kansas City Chiefs vs Miami Dolphins at Hard Rock Stadium

Second Quarter

12/13/2020

Play By Play

Miami Dolphins continued.

2-8-KC 45	(15:00) (Shotgun) T.Tagovailoa pass short left to D.Washington to KC 38 for 7 yards (D.Nnadi).	
3-1-KC 38	(14:34) (No Huddle, Shotgun) D.Washington left guard to KC 36 for 2 yards (C.Jones).	R5
<u>1-10-KC 36</u>	(13:58) (No Huddle, Shotgun) T.Tagovailoa pass short middle to M.Gesicki to KC 20 for 16 yards (T.Mathieu). <i>PENALTY on MIA-J.Davis, Ineligible Downfield Pass, 5 yards, enforced at KC 36 - No Play.</i>	
1-15-KC 41	(13:30) (Shotgun) T.Tagovailoa pass incomplete short left to D.Washington.	
2-15-KC 41	(13:24) (Shotgun) T.Tagovailoa pass short right to M.Hollins to KC 31 for 10 yards (C.Ward, D.Sorensen).	
3-5-KC 31	(12:42) (Shotgun) T.Tagovailoa pass short left to L.Bowden pushed ob at KC 17 for 14 yards (T.Mathieu).	P6
<u>1-10-KC 17</u>	(12:00) (Shotgun) L.Bowden scrambles up the middle to KC 15 for 2 yards (W.Gay).	
2-8-KC 15	(11:11) (Shotgun) T.Tagovailoa pass short right to J.Grant to KC 13 for 2 yards (L.Sneed).	
3-6-KC 13	(10:23) (Shotgun) T.Tagovailoa pass incomplete short right to D.Parker.	
4-6-KC 13	(10:18) J.Sanders 31 yard field goal is GOOD, Center-B.Ferguson, Holder-M.Haack.	

KC 0 MIA 10, 10 plays, 34 yards, 5:23 drive, 4:46 elapsed

J.Sanders kicks 65 yards from MIA 35 to end zone, Touchback.

Kansas City Chiefs at 10:14

1-10-KC 25	(10:14) (Shotgun) P.Mahomes pass short middle to T.Kelce to KC 46 for 21 yards (E.Rowe). MIA-B.McCain was injured during the play.	P6
<u>1-10-KC 46</u>	(9:45) (Shotgun) P.Mahomes pass short left to T.Kelce to MIA 45 for 9 yards (S.Lawson).	
2-1-MIA 45	(9:04) (Shotgun) P.Mahomes pass short right to D.Robinson to MIA 32 for 13 yards (N.Needham).	P7
<u>1-10-MIA 32</u>	(8:18) T.Hill right end for 32 yards, TOUCHDOWN.	R8
	H.Butker extra point is GOOD, Center-J.Winchester, Holder-T.Townsend.	

KC 7 MIA 10, 4 plays, 75 yards, 2:04 drive, 6:50 elapsed

H.Butker kicks 65 yards from KC 35 to end zone, Touchback.

Miami Dolphins at 8:10

1-10-MIA 25	(8:10) (Shotgun) T.Tagovailoa pass incomplete short left to D.Parker.	
	<i>PENALTY on KC-A.Hitchens, Unnecessary Roughness, 15 yards, enforced at MIA 25 - No Play.</i>	
<u>1-10-MIA 40</u>	(8:06) (Shotgun) D.Washington up the middle to MIA 42 for 2 yards (D.Nnadi).	X7
2-8-MIA 42	(7:29) (Shotgun) T.Tagovailoa sacked at MIA 35 for -7 yards (M.Danna).	
3-15-MIA 35	(6:44) (Shotgun) T.Tagovailoa scrambles up the middle to MIA 37 for 2 yards (D.Sorensen).	
4-13-MIA 37	(6:04) M.Haack punts 42 yards to KC 21, Center-B.Ferguson, downed by MIA-C.Munson.	

Kansas City Chiefs at 5:52

1-10-KC 21	(5:52) (Shotgun) C.Edwards-Helaire right end to KC 21 for no gain (Br.Jones; J.Baker).	
2-10-KC 21	(5:19) (Shotgun) P.Mahomes sacked at KC 16 for -5 yards (J.Baker).	
3-15-KC 16	(4:33) (Shotgun) P.Mahomes pass incomplete short middle to T.Hill.	
4-15-KC 16	(4:27) T.Townsend punts 58 yards to MIA 26, Center-J.Winchester. J.Grant to MIA 22 for -4 yards (A.Hamilton; B.Niemann).	

Miami Dolphins at 4:10

1-10-MIA 22	(4:10) (Shotgun) T.Tagovailoa pass short middle to J.Grant to MIA 34 for 12 yards (M.Pennell).	P8
<u>1-10-MIA 34</u>	(3:42) (No Huddle, Shotgun) D.Washington right guard to MIA 37 for 3 yards (C.Jones).	
2-7-MIA 37	(3:10) (No Huddle, Shotgun) T.Tagovailoa pass incomplete short left to A.Callaway [B.Niemann].	
3-7-MIA 37	(3:05) (Shotgun) T.Tagovailoa pass deep middle intended for J.Grant INTERCEPTED by T.Mathieu (R.Fenton) at KC 21. T.Mathieu to KC 26 for 5 yards (J.Grant).	

Kansas City Chiefs at 2:52

1-10-KC 26	(2:52) (Shotgun) P.Mahomes pass incomplete short right to L.Bell.	
2-10-KC 26	(2:48) (Shotgun) P.Mahomes pass short right to T.Kelce to KC 42 for 16 yards (Br.Jones) [A.Van Ginkel].	P9
	<i>PENALTY on MIA-S.Lawson, Roughing the Passer, 15 yards, enforced at KC 42.</i>	X10
<u>1-10-MIA 43</u>	(2:20) P.Mahomes pass incomplete short right to A.Sherman.	
2-10-MIA 43	(2:10) (Shotgun) P.Mahomes pass short middle to L.Bell to MIA 34 for 9 yards (K.Krugier-Hill, Br.Jones) [E.Ogbah].	

Two-Minute Warning

3-1-MIA 34	(2:00) (Shotgun) L.Bell left guard to MIA 26 for 8 yards (J.Baker).	R11
<u>1-10-MIA 26</u>	(1:24) (Shotgun) P.Mahomes pass short right to L.Bell to MIA 21 for 5 yards (N.Needham; Br.Jones).	
	Timeout #1 by KC at 01:17.	
2-5-MIA 21	(1:17) (Shotgun) P.Mahomes pass short middle to S.Watkins to MIA 6 for 15 yards (E.Rowe).	P12



Kansas City Chiefs vs Miami Dolphins at Hard Rock Stadium

Timeout #1 by MIA at 00:46.

1-6-MIA 6

(:46) (Shotgun) P.Mahomes pass incomplete short left to S.Watkins.

2-6-MIA 6

(:42) (Shotgun) P.Mahomes pass short right to T.Kelce for 6 yards, TOUCHDOWN.

P13

H.Butker extra point is GOOD, Center-J.Winchester, Holder-T.Townsend.

KC 14 MIA 10, 9 plays, 74 yards, 1 penalty, 2:15 drive, 14:23 elapsed

H.Butker kicks 65 yards from KC 35 to end zone, Touchback.

Miami Dolphins at 0:37

1-10-MIA 25

(:37) (Shotgun) T.Tagovailoa pass deep left to L.Bowden to MIA 41 for 16 yards (B.Breeland).

P9

Timeout #2 by MIA at 00:32.

1-10-MIA 41

(:32) (Shotgun) T.Tagovailoa pass short left to M.Hollins to 50 for 9 yards (D.Sorensen; R.Fenton).

Timeout #3 by MIA at 00:27.

2-1-50

(:27) (Shotgun) T.Tagovailoa sacked at MIA 42 for -8 yards (F.Clark).

END OF QUARTER

	Score	Time Poss	First Downs				Efficiencies	
			R	P	X	T	3 Down	4 Down
Kansas City Chiefs	14	6:01	2	5	1	8	1/2	0/0
Miami Dolphins	10	8:59	1	3	1	5	2/5	0/0



Kansas City Chiefs vs Miami Dolphins at Hard Rock Stadium

Play By Play

Third Quarter

12/13/2020

KC elects to Receive, and MIA elects to defend the East goal.

J.Sanders kicks 65 yards from MIA 35 to end zone, Touchback.

Kansas City Chiefs at 15:00

1-10-KC 25	(15:00) P.Mahomes pass short left to C.Edwards-Helaire to MIA 49 for 26 yards (B.McCain). MIA-B.McCain was injured during the play. His return is Questionable.	P14
<u>1-10-MIA 49</u>	(14:36) (Shotgun) C.Edwards-Helaire left guard to MIA 44 for 5 yards (R.Davis; J.Baker).	
2-5-MIA 44	(13:58) (Shotgun) P.Mahomes pass deep middle to T.Hill for 44 yards, TOUCHDOWN.	P15
H.Butker extra point is GOOD, Center-J.Winchester, Holder-T.Townsend.		

KC 21 MIA 10, 3 plays, 75 yards, 1:10 drive, 1:10 elapsed

H.Butker kicks 65 yards from KC 35 to end zone, Touchback.

Miami Dolphins at 13:50

1-10-MIA 25	(13:50) (Shotgun) D.Washington right guard to MIA 30 for 5 yards (D.Nnadi).	
2-5-MIA 30	(13:11) (Shotgun) T.Tagovailoa pass incomplete short right to A.Callaway.	
3-5-MIA 30	(13:08) (Shotgun) T.Tagovailoa pass incomplete short middle to M.Hollins.	
4-5-MIA 30	(13:04) M.Haack punts 37 yards to KC 33, Center-B.Ferguson. M.Hardman for 67 yards, TOUCHDOWN.	

Kansas City Chiefs at 12:48

H.Butker extra point is GOOD, Center-J.Winchester, Holder-T.Townsend.

KC 28 MIA 10, 0 plays, 67 yards, 0:00 drive , 2:12 elapsed

H.Butker kicks 65 yards from KC 35 to end zone, Touchback.

Miami Dolphins at 12:48

1-10-MIA 25	(12:48) (Shotgun) T.Tagovailoa pass incomplete short middle.	
2-10-MIA 25	(12:44) (No Huddle, Shotgun) T.Tagovailoa pass short left to D.Smythe to MIA 35 for 10 yards (L.Sneed).	P10
<u>1-10-MIA 35</u>	(12:13) (No Huddle, Shotgun) T.Tagovailoa pass incomplete short right to M.Gesicki.	
2-10-MIA 35	(12:08) (No Huddle, Shotgun) T.Tagovailoa pass short middle to D.Washington to MIA 45 for 10 yards (A.Hitchens).	P11
<u>1-10-MIA 45</u>	(11:38) (No Huddle, Shotgun) D.Washington right guard to MIA 47 for 2 yards (M.Pennel; T.Kpassagnon).	
2-8-MIA 47	(10:58) (Shotgun) T.Tagovailoa pass incomplete short middle to A.Shaheen.	
3-8-MIA 47	(10:53) (Shotgun) T.Tagovailoa scrambles left end ran ob at 50 for 3 yards (B.Breeland).	
4-5-50	(10:29) M.Haack punts 50 yards to end zone, Center-B.Ferguson, Touchback.	

Kansas City Chiefs at 10:20

1-10-KC 20	(10:20) (Shotgun) C.Edwards-Helaire up the middle to KC 29 for 9 yards (N.Needham).	
2-1-KC 29	(9:43) (Shotgun) C.Edwards-Helaire left tackle to KC 27 for -2 yards (A.Van Ginkel, S.Lawson). Timeout #1 by KC at 08:57.	
3-3-KC 27	(8:57) (Shotgun) P.Mahomes pass short right to T.Kelce to MIA 45 for 28 yards (Br.Jones).	P16
<u>1-10-MIA 45</u>	(8:14) (Shotgun) C.Edwards-Helaire left tackle to MIA 42 for 3 yards (R.Davis, C.Wilkins).	
2-7-MIA 42	(7:32) (Shotgun) P.Mahomes pass short right to M.Hardman to MIA 16 for 26 yards (By.Jones). FUMBLES (By.Jones), RECOVERED by MIA-K.Grueter-Hill at MIA 7.	

Miami Dolphins at 7:23

1-10-MIA 7	(7:23) (Shotgun) T.Tagovailoa pass short middle to L.Bowden to MIA 6 for -1 yards (M.Danna, B.Breeland). MIA-A.Jackson was injured during the play.	
2-11-MIA 6	(6:58) (Shotgun) T.Tagovailoa sacked in End Zone for -6 yards, SAFETY (C.Jones).	

KC 30 MIA 10, Safety, 8:08 elapsed

M.Haack kicks 49 yards from MIA 20 to KC 31. M.Hardman to KC 46 for 15 yards (N.Holley; Br.Jones).

Timeout #1 by MIA at 06:47.

Kansas City Chiefs at 6:52, (1st play from scrimmage 6:47)

1-10-KC 46	(6:47) (Shotgun) C.Edwards-Helaire left tackle to KC 45 for -1 yards (Z.Sieler).	
2-11-KC 45	(6:12) (Shotgun) P.Mahomes pass short right to M.Hardman to 50 for 5 yards (E.Ogbah).	
3-6-50	(5:33) (Shotgun) P.Mahomes pass incomplete deep left to T.Hill.	
4-6-50	(5:27) (Punt formation) PENALTY on KC-W.Gay, False Start, 5 yards, enforced at 50 - No Play.	
4-11-KC 45	(5:27) T.Townsend punts 48 yards to MIA 7, Center-J.Winchester. A.Callaway to MIA 18 for 11 yards (M.Kemp).	

Miami Dolphins at 5:17

1-10-MIA 18	(5:17) D.Washington left guard to MIA 25 for 7 yards (B.Niemann).	
2-3-MIA 25	(4:41) T.Tagovailoa pass incomplete short right to M.Hollins (C.Ward). KC-C.Ward was injured during the play. His return is Probable.	



Kansas City Chiefs vs Miami Dolphins at Hard Rock Stadium

3-3-MIA 25	(4:37) (Shotgun) T.Tagovailoa pass short left to L.Bowden pushed ob at MIA 36 for 11 yards (J.Thornhill).	P12
<u>1-10-MIA 36</u>	(4:12) (No Huddle, Shotgun) T.Tagovailoa pass short right to L.Bowden to MIA 47 for 11 yards (M.Pennel; D.Sorensen).	P13
<u>1-10-MIA 47</u>	(3:45) (No Huddle, Shotgun) P.Laird right tackle to MIA 49 for 2 yards (M.Pennel).	
2-8-MIA 49	(3:18) (No Huddle, Shotgun) T.Tagovailoa pass incomplete deep left to L.Bowden.	
3-8-MIA 49	(3:13) (Shotgun) T.Tagovailoa sacked at MIA 41 for -8 yards (T.Wharton).	
4-16-MIA 41	(2:44) M.Haack punts 51 yards to KC 8, Center-B.Ferguson, out of bounds.	

Kansas City Chiefs at 2:37

1-10-KC 8	(2:37) (Shotgun) P.Mahomes pass incomplete short right to T.Hill.	
2-10-KC 8	(2:32) (Shotgun) C.Edwards-Helaire right tackle to KC 17 for 9 yards (By.Jones; Br.Jones).	
3-1-KC 17	(1:44) (Shotgun) P.Mahomes pass deep right to T.Kelce to KC 49 for 32 yards (E.Rowe).	P17
<u>1-10-KC 49</u>	(:58) (Shotgun) C.Edwards-Helaire right guard to MIA 49 for 2 yards (R.Davis; C.Wilkins).	
2-8-MIA 49	(:17) (Shotgun) P.Mahomes pass incomplete short right to T.Kelce (E.Rowe).	
3-8-MIA 49	(:11) (Shotgun) P.Mahomes pass short middle to T.Hill to MIA 36 for 13 yards (K.Grugier-Hill).	P18

END OF QUARTER

	Score	Time Pass	First Downs					Efficiencies	
			R	P	X	T	3 Down	4 Down	
Kansas City Chiefs	30	8:19	0	5	0	5	3/4	0/0	
Miami Dolphins	10	6:41	0	4	0	4	1/4	0/0	



Kansas City Chiefs vs Miami Dolphins at Hard Rock Stadium

Fourth Quarter

12/13/2020

Play By Play

Kansas City Chiefs continued.

1-10-MIA 36	(15:00) C.Edwards-Helaire left end ran ob at MIA 24 for 12 yards (By Jones).	R19
1-10-MIA 24	(14:25) (Shotgun) P.Mahomes pass deep right intended for T.Hill INTERCEPTED by X.Howard at MIA -4. Touchback.	

Miami Dolphins at 14:19

1-10-MIA 20	(14:19) (Shotgun) T.Tagovailoa pass incomplete short left to M.Hollins (B.Breeland).	
2-10-MIA 20	(14:14) (No Huddle, Shotgun) T.Tagovailoa pass short left to M.Gesicki to MIA 33 for 13 yards (D.Sorensen).	P14
1-10-MIA 33	(13:49) (No Huddle, Shotgun) T.Tagovailoa pass short middle to M.Perry to MIA 38 for 5 yards (L.Sneed).	
2-5-MIA 38	(13:21) (No Huddle, Shotgun) T.Tagovailoa pass deep left to M.Hollins to KC 39 for 23 yards (B.Breeland).	P15
1-10-KC 39	(12:45) (No Huddle, Shotgun) T.Tagovailoa pass short right to A.Shaheen ran ob at KC 29 for 10 yards (D.Sorensen).	P16
1-10-KC 29	(12:10) (Shotgun) T.Tagovailoa pass deep middle to M.Gesicki for 29 yards, TOUCHDOWN.	P17
J.Sanders extra point is GOOD, Center-B.Ferguson, Holder-M.Haack.		

KC 30 MIA 17, 6 plays, 80 yards, 2:16 drive, 2:57 elapsed

J.Sanders kicks 65 yards from MIA 35 to end zone, Touchback.

Kansas City Chiefs at 12:03

1-10-KC 25	(12:03) (Shotgun) C.Edwards-Helaire right tackle to KC 29 for 4 yards (C.Wilkins).	
2-6-KC 29	(11:29) (Shotgun) P.Mahomes pass short right to C.Edwards-Helaire to KC 34 for 5 yards (E.Rowe).	
3-1-KC 34	(10:54) (Shotgun) PENALTY on KC-N.Keizer, False Start, 5 yards, enforced at KC 34 - No Play.	
3-6-KC 29	(10:54) (Shotgun) P.Mahomes sacked at KC 25 for -4 yards (sack split by J.Baker and C.Wilkins).	
4-10-KC 25	(10:20) T.Townsend punts 51 yards to MIA 24, Center-J.Winchester. A.Callaway to MIA 25 for 1 yard (A.Watts).	

Miami Dolphins at 10:07

1-10-MIA 25	(10:07) (Shotgun) T.Tagovailoa pass short left to M.Gesicki to MIA 27 for 2 yards (D.Sorensen). MIA-M.Gesicki was injured during the play. His return is Questionable.	
2-8-MIA 27	(9:53) (Shotgun) P.Laird up the middle to MIA 36 for 9 yards (T.Kpassagnon).	R18
1-10-MIA 36	(9:22) (No Huddle, Shotgun) T.Tagovailoa pass short left to M.Hollins to MIA 42 for 6 yards (B.Breeland).	
2-4-MIA 42	(8:57) (No Huddle, Shotgun) T.Tagovailoa pass short middle to L.Bowden to KC 49 for 9 yards (R.Fenton).	P19
1-10-KC 49	(8:28) (No Huddle, Shotgun) T.Tagovailoa pass incomplete deep left to M.Hollins (T.Mathieu).	
2-10-KC 49	(8:23) (Shotgun) T.Tagovailoa pass short middle to D.Smythe to KC 40 for 9 yards (B.Niemann).	
3-1-KC 40	(8:04) (No Huddle, Shotgun) P.Laird up the middle to KC 37 for 3 yards (B.Niemann).	R20
1-10-KC 37	(7:37) (No Huddle, Shotgun) T.Tagovailoa pass incomplete deep right to M.Perry (L.Sneed) [A.Okafor].	
2-10-KC 37	(7:32) (Shotgun) T.Tagovailoa pass short middle to M.Hollins to KC 19 for 18 yards (L.Sneed).	P21
1-10-KC 19	(7:10) (No Huddle, Shotgun) P.Laird left guard to KC 14 for 5 yards (M.Danna).	
2-5-KC 14	(6:38) (No Huddle, Shotgun) T.Tagovailoa pass short middle to P.Laird to KC 10 for 4 yards (L.Sneed).	
3-1-KC 10	(6:11) (No Huddle, Shotgun) T.Tagovailoa scrambles left end ran ob at KC 8 for 2 yards (C.Jones).	R22
1-8-KC 8	(5:38) (No Huddle, Shotgun) T.Tagovailoa pass short middle to P.Laird to KC 4 for 4 yards (B.Niemann).	
PENALTY on KC-F.Clark, Defensive Offside, 4 yards, enforced at KC 8 - No Play.		
1-4-KC 4	(5:16) (Shotgun) T.Tagovailoa pass incomplete short left to A.Shaheen.	
PENALTY on KC-D.Sorensen, Defensive Pass Interference, 3 yards, enforced at KC 4 - No Play.		
1-1-KC 1	(5:12) J.Davenport reported in as eligible. D.Washington right guard to KC 2 for -1 yards (B.Niemann, W.Gay).	X23
2-2-KC 2	(4:30) J.Davenport and C.Wilkins reported in as eligible. T.Tagovailoa pass incomplete short middle to A.Shaheen.	
PENALTY on KC-A.Hitchens, Defensive Pass Interference, 1 yard, enforced at KC 2 - No Play.		
1-1-KC 1	(4:26) T.Tagovailoa up the middle for 1 yard, TOUCHDOWN.	X24
J.Sanders extra point is GOOD, Center-B.Ferguson, Holder-M.Haack.		

KC 30 MIA 24, 14 plays, 75 yards, 3 penalties, 5:52 drive, 10:45 elapsed

J.Sanders kicks 65 yards from MIA 35 to end zone, Touchback.

Kansas City Chiefs at 4:15

1-10-KC 25	(4:15) (Shotgun) C.Edwards-Helaire right guard to KC 25 for no gain (C.Wilkins).	
2-10-KC 25	(3:33) (Shotgun) P.Mahomes pass short left to C.Edwards-Helaire to KC 36 for 11 yards (N.Needham, X.Howard).	P20
PENALTY on MIA-X.Howard, Face Mask (15 Yards), 15 yards, enforced at KC 36.		
1-10-MIA 49	(3:27) (Shotgun) C.Edwards-Helaire up the middle to MIA 49 for no gain (S.Lawson).	X21
Timeout #2 by MIA at 03:22.		
2-10-MIA 49	(3:22) (Shotgun) P.Mahomes pass short left to M.Hardman to MIA 40 for 9 yards (E.Rowe).	



Kansas City Chiefs vs Miami Dolphins at Hard Rock Stadium

Timeout #3 by MIA at 03:15.		
3-1-MIA 40	(3:15) (Shotgun) C.Edwards-Helaire left guard to MIA 40 for no gain (R.Davis).	
Timeout #2 by KC at 02:31.		
4-1-MIA 40	(2:31) (Shotgun) P.Mahomes pass short right to T.Hill pushed ob at MIA 18 for 22 yards (E.Rowe).	P22
<u>1-10-MIA 18</u>	(2:25) C.Edwards-Helaire right tackle to MIA 21 for -3 yards (Z.Sieler).	
Two-Minute Warning		
2-13-MIA 21	(2:00) C.Edwards-Helaire left end to MIA 29 for -8 yards (Z.Sieler).	
<i>Penalty on KC, Illegal Shift, declined.</i>		
3-21-MIA 29	(1:56) (Shotgun) P.Mahomes scrambles right end to MIA 28 for 1 yard (J.Baker).	
4-20-MIA 28	(1:12) H.Butker 46 yard field goal is GOOD, Center-J.Winchester, Holder-T.Townsend.	

KC 33 MIA 24, 10 plays, 47 yards, 1 penalty, 3:07 drive, 13:52 elapsed

H.Butker kicks 65 yards from KC 35 to end zone, Touchback.

Miami Dolphins at 1:08

1-10-MIA 25	(1:08) (Shotgun) T.Tagovailoa scrambles up the middle to MIA 34 for 9 yards (T.Mathieu).	
2-1-MIA 34	(-:48) (No Huddle, Shotgun) T.Tagovailoa pass incomplete short middle to D.Smythe (C.Jones).	
3-1-MIA 34	(-:42) (Shotgun) T.Tagovailoa pass incomplete deep right to M.Hollins.	
<i>PENALTY on KC-C.Ward, Defensive Pass Interference, 18 yards, enforced at MIA 34 - No Play.</i>		X26
<u>1-10-KC 48</u>	(-:36) (No Huddle, Shotgun) T.Tagovailoa pass deep middle to L.Bowden to KC 26 for 22 yards (J.Thornhill).	P27
<u>1-10-KC 26</u>	(-:22) (No Huddle) T.Tagovailoa spiked the ball to stop the clock.	
2-10-KC 26	(-:21) J.Sanders 44 yard field goal is GOOD, Center-B.Ferguson, Holder-M.Haack.	

KC 33 MIA 27, 5 plays, 49 yards, 1 penalty, 0:52 drive, 14:44 elapsed

J.Sanders kicks inside 10 yards from MIA 35 to MIA 45. D.Robinson to MIA 45 for no gain (N.Holley).

Kansas City Chiefs at 0:16, (1st play from scrimmage 0:15)

1-10-MIA 45	(-:15) P.Mahomes kneels to MIA 46 for -1 yards.
-------------	---

END OF QUARTER

	Score	Time Poss	First Downs				Efficiencies	
			R	P	X	T	3 Down	4 Down
Kansas City Chiefs	33	6:00	1	2	1	4	0/3	1/1
Miami Dolphins	27	9:00	4	7	3	14	2/2	0/0



Miscellaneous Statistics Report

Kansas City Chiefs vs Miami Dolphins
12/13/2020 at Hard Rock Stadium

Ten Longest Plays for Kansas City Chiefs

Yards	Qtr	Play Start	Play Description
44	3	2-5-MIA 44	(13:58) (Shotgun) P.Mahomes pass deep middle to T.Hill for 44 yards, TOUCHDOWN.
37	1	1-10-KC 25	(1:35) (Shotgun) P.Mahomes pass deep middle to S.Watkins to MIA 38 for 37 yards (E.Rowe; N.Needham) [S.Lawson].
32	2	1-10-MIA 32	(8:18) T.Hill right end for 32 yards, TOUCHDOWN.
32	3	3-1-KC 17	(1:44) (Shotgun) P.Mahomes pass deep right to T.Kelce to KC 49 for 32 yards (E.Rowe).
31	2	2-10-KC 26	(2:48) (Shotgun) P.Mahomes pass short right to T.Kelce to KC 42 for 16 yards (Br.Jones) [A.Van Ginkel]. PENALTY on MIA-S.Lawson, Roughing the Passer, 15 yards, enforced at KC 42.
28	3	3-3-KC 27	(8:57) (Shotgun) P.Mahomes pass short right to T.Kelce to MIA 45 for 28 yards (Br.Jones).
26	3	1-10-KC 25	(15:00) P.Mahomes pass short left to C.Edwards-Helaire to MIA 49 for 26 yards (B.McCain). MIA-B.McCain was injured during the play. His return is Questionable.
26	4	2-10-KC 25	(3:33) (Shotgun) P.Mahomes pass short left to C.Edwards-Helaire to KC 36 for 11 yards (N.Needham, X.Howard). PENALTY on MIA-X.Howard, Face Mask (15 Yards), 15 yards, enforced at KC 36.
22	4	4-1-MIA 40	(2:31) (Shotgun) P.Mahomes pass short right to T.Hill pushed ob at MIA 18 for 22 yards (E.Rowe).
21	2	1-10-KC 25	(10:14) (Shotgun) P.Mahomes pass short middle to T.Kelce to KC 46 for 21 yards (E.Rowe). MIA-B.McCain was injured during the play.

Ten Longest Plays for Miami Dolphins

Yards	Qtr	Play Start	Play Description
29	4	1-10-KC 29	(12:10) (Shotgun) T.Tagovailoa pass deep middle to M.Gesicki for 29 yards, TOUCHDOWN.
23	4	2-5-MIA 38	(13:21) (No Huddle, Shotgun) T.Tagovailoa pass deep left to M.Hollins to KC 39 for 23 yards (B.Breeland).
22	4	1-10-KC 48	(:36) (No Huddle, Shotgun) T.Tagovailoa pass deep middle to L.Bowden to KC 26 for 22 yards (J.Thornhill).
18	1	3-4-KC 25	(2:27) (Shotgun) T.Tagovailoa pass short middle to J.Grant to KC 7 for 18 yards (J.Thornhill).
18	4	2-10-KC 37	(7:32) (Shotgun) T.Tagovailoa pass short middle to M.Hollins to KC 19 for 18 yards (L.Sneed).
16	1	2-3-50	(8:32) (No Huddle, Shotgun) T.Tagovailoa pass short left to A.Shaheen to KC 34 for 16 yards (L.Sneed).
16	2	1-10-MIA 25	(:37) (Shotgun) T.Tagovailoa pass deep left to L.Bowden to MIA 41 for 16 yards (B.Breeland).
14	1	3-11-KC 45	(3:47) (Shotgun) T.Tagovailoa pass short left to M.Gesicki to KC 31 for 14 yards (L.Sneed).
14	2	3-5-KC 31	(12:42) (Shotgun) T.Tagovailoa pass short left to L.Bowden pushed ob at KC 17 for 14 yards (T.Mathieu).
13	4	2-10-MIA 20	(14:14) (No Huddle, Shotgun) T.Tagovailoa pass short left to M.Gesicki to MIA 33 for 13 yards (D.Sorensen).

Touchdown Scoring Information

	Offense	Defense	Special Teams
VISITOR Kansas City Chiefs	3	0	1
HOME Miami Dolphins	3	0	0

Player Scoring Information

Club	Player	TD	Rush TD	Rec TD	KO TD	Punt TD	Int TD	Fum TD	Misc TD	FG	XP	2Pt Rush	2Pt Rec	Sfty	Points
KC	T.Hill	0	1	1	0	0	0	0	0	0	0	0	0	0	12
KC	H.Butker	0	0	0	0	0	0	0	0	1	4	0	0	0	7
KC	T.Kelce	0	0	1	0	0	0	0	0	0	0	0	0	0	6
KC	M.Hardman	0	0	0	0	1	0	0	0	0	0	0	0	0	6
KC	C.Jones	0	0	0	0	0	0	0	0	0	0	0	0	1	2
MIA	M.Gesicki	0	0	2	0	0	0	0	0	0	0	0	0	0	12
MIA	J.Sanders	0	0	0	0	0	0	0	0	2	3	0	0	0	9
MIA	T.Tagovailoa	0	1	0	0	0	0	0	0	0	0	0	0	0	6

Possession Detail

	First Half		Second Half		Game	
	Visitor	Home	Visitor	Home	Visitor	Home
Largest Lead	4	10	20	0	20	10
Drives Leading	0	3	7	0	7	3
Time of Possession Leading	0:00	8:59	14:19	0:00	14:19	8:59
Largest Deficit	-10	-4	0	-20	-10	-20
Drives Trailing	4	1	0	7	4	8
Time of Possession Trailing	6:59	0:37	0:00	15:41	6:59	16:18
Times Score Tied Up		0		0		0
Lead Changes		2		0		2



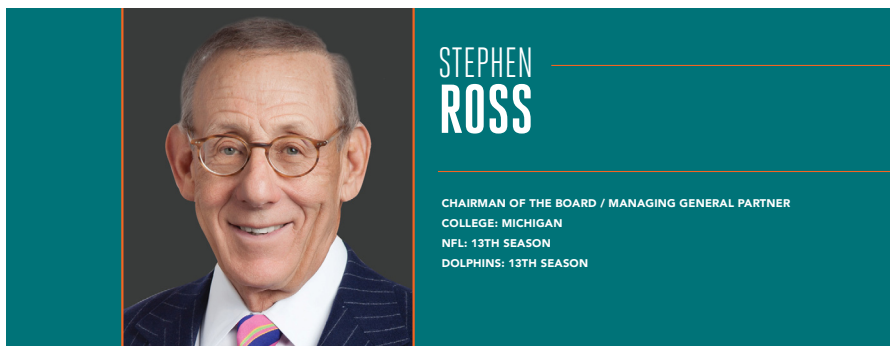
Playtime Percentage

Percent of playtime per player on offense, defense and special teams

Kansas City Chiefs						Miami Dolphins						
		Offense	Defense	Special Teams				Offense	Defense	Special Teams		
E Fisher	T	62	100%	5	15%	J Davis	T	83	100%	6	18%	
N Allegretti	G	62	100%	5	15%	T Karras	C	83	100%	6	18%	
A Wylie	T	62	100%	5	15%	R Hunt	T	83	100%	6	18%	
A Reiter	C	62	100%	5	15%	S Kindley	G	83	100%			
P Mahomes	QB	62	100%			T Tagovailoa	QB	83	100%			
T Hill	WR	57	92%			A Jackson	T	75	90%	6	18%	
T Kelce	TE	56	90%			L Bowden	RB	59	71%			
S Watkins	WR	54	87%			M Gesicki	TE	43	52%			
C Edwards-Helaire	RB	46	74%			P Laird	RB	42	51%			
M Remmers	T	38	61%			M Hollins	WR	40	48%	22	67%	
D Robinson	WR	33	53%	4	12%	D Washington	RB	39	47%			
Y Durant	T	24	39%	5	15%	A Shaheen	TE	37	45%			
M Hardman	WR	19	31%	18	55%	D Smythe	TE	36	43%	18	55%	
N Keizer	TE	12	19%	17	52%	M Perry	RB	33	40%			
L Bell	RB	11	18%			J Grant	WR	31	37%	5	15%	
D Yelder	TE	8	13%	5	15%	D Parker	WR	27	33%			
A Sherman	RB	5	8%	22	67%	A Callaway	WR	22	27%	2	6%	
D Williams	RB	5	8%	3	9%	J Davenport	T	11	13%	6	18%	
M Kemp	WR	4	6%	22	67%	C Wilkins	DE	3	4%	43	69%	
D Sorensen	FS		83	100%	12	36%	B Jones	CB		62	100%	
T Mathieu	SS		83	100%		E Rowe	SS		62	100%	9	27%
B Breeland	CB		80	96%		X Howard	CB		62	100%		
B Niemann	LB		75	90%	17	52%	J Baker	LB		61	98%	
L Sneed	CB		59	71%	4	12%	S Lawson	LB		58	94%	
C Jones	DT		59	71%	1	3%	E Ogbah	DE		49	79%	
C Ward	CB		55	66%		N Needham	CB		46	74%	4	12%
F Clark	DE		52	63%		R Davis	NT		41	66%	5	15%
T Kpassagnon	DE		50	60%	11	33%	K Gruglier-Hill	LB		37	60%	
T Wharton	DT		47	57%	5	15%	B Jones	FS		34	55%	
A Hitchens	LB		45	54%	6	18%	B McCain	FS		32	52%	
A Okafor	DE		44	53%		A Van Ginkel	LB		31	50%		
R Fenton	CB		39	47%	11	33%	Z Sieler	DE		25	40%	
J Thornhill	FS		39	47%	10	30%	K Frazier	FS		24	39%	
M Danna	DE		32	39%	6	18%	C Fejedelem	SS		7	11%	
D Nnadi	NT		28	34%	6	18%	S Eguavoen	LB		6	10%	
M Pennel	NT		26	31%	6	18%	J Strowbridge	DE		1	2%	
W Gay	LB		17	20%	16	48%	N Igbinoighene	CB				
A Watts	SS				28	85%	C Munson	LB				
A Hamilton	CB				28	85%	N Holley	DB				
C Lammons	CB				25	76%	J Sanders	K				
H Butker	K				11	33%	M Haack	P				
D Harris	LB				11	33%	B Ferguson	LS				
D Thompson	RB				10	30%	C Myarick	TE				
T Townsend	P				9	27%	M Deiter	C				
J Winchester	LS				9	27%						
S Wisniewski	G				5	15%						



BIOS



STEPHEN ROSS

CHAIRMAN OF THE BOARD / MANAGING GENERAL PARTNER

COLLEGE: MICHIGAN

NFL: 13TH SEASON

DOLPHINS: 13TH SEASON

Stephen M. Ross, Chairman and Founder of international real estate firm, Related Companies, first invested in the Miami Dolphins in February 2008, and in 2009, assumed the responsibilities of managing general partner of both the Miami Dolphins and Hard Rock Stadium. The role is the culmination of one of his long-held dreams -- Ross grew up in South Florida and the Dolphins have been a lifetime passion for him.

Throughout the Dolphins organization, Ross' ethos of building a first-class team on and off the field is etched deep. His \$730 million investment in Hard Rock Stadium and its surrounding properties has transformed the iconic venue into a global entertainment destination that showcases the best Miami has to offer. From world-class fare to arts, culture and luxury hospitality, Hard Rock Stadium now delivers an elevated guest experience that is unparalleled in professional sports. As a result of the privately-funded renovation, Hard Rock Stadium attracted and secured Super Bowl LIV – which coincided with the 100th season of the NFL – the 2021 College Football Playoff National Championship, major concerts, international soccer matches and a host of world-class events. On the football side, Ross has demonstrated a steadfast commitment to provide coaches, support staff and players the necessary resources to build a winning team that will compete consistently for championships. He has invested in improving the team's current practice facility and has committed significant resources in a new state-of-the-art training complex that broke ground in 2019. In 2019, Hard Rock Stadium committed to phase out 99.4% of fan facing single-use plastics in the food and beverage operation. This eliminated more than 2.8 million plastic items including cups, bottles, cutlery, stirrers and spoons and all plastic disposable packaging that accompanies these items.

Ross, as a sports entrepreneur, is known for his attention to detail and thinking outside the box. He is responsible for orchestrating El Clásico Miami – the first-ever match between archrivals FC Barcelona and Real Madrid C.F. in North America – which stands as the highest revenue grossing soccer match in U.S. history. When the Miami Open tennis tournament began to explore leaving its long-time home in Key Biscayne, Florida, Ross stepped in to propose hosting the tournament at Hard Rock Stadium, building a custom tennis complex that is now considered one of the best in professional tennis in terms of guest experience and player amenities. His appreciation of the aspirational culture of South Florida and its burgeoning arts scene led to the #ArtUnexpected partnership with Goldman Global Arts to transform the facility into a vibrant, monumental public art experience.

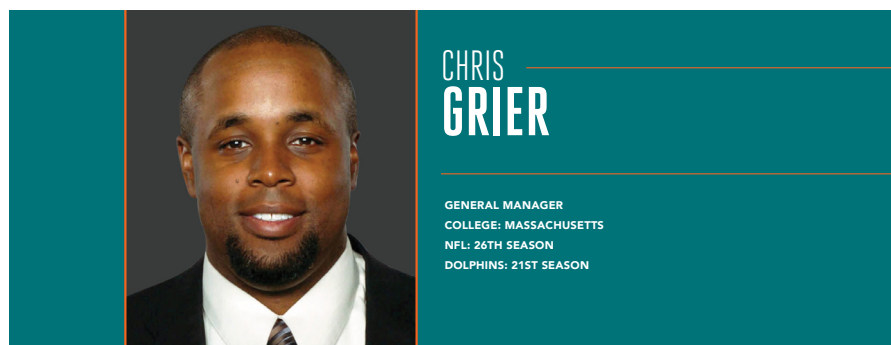
Ross is deeply committed to supporting and uniting the community that supports the Dolphins, offering tremendous support in the areas of education, health and youth football. Under his stewardship, the Dolphins have raised more than \$32.5 million for local cancer research through the Dolphins Cancer Challenge. In addition, Ross has been a major proponent of growing the game of football through the Junior Dolphins program. In 2019 alone, the program impacted more than 40,000 South Floridians with the goal of educating coaches, parents and youth on the health and safety of football with a strong emphasis on character development. In August 2019, Ross was inducted into the National Football Foundation Leadership Hall of Fame. The prestigious award recognizes the country's most influential individuals who have ascended to the highest levels of success and exhibited the critical leadership qualities that transcend ordinary enterprises. In June 2020, Ross and the Miami Dolphins Foundation announced a year-long Food Relief Program with a \$2 million investment that will raise an additional \$1 million by matching all dollars raised by the South Florida community and Dolphins fans worldwide for a potential \$4 million total impact. The initiative provides a minimum of 1,000 meals prepared by Centerplate, the team's food, beverage and retail partner, each weekday out of Hard Rock Stadium to families in need in Miami Gardens. On the weekends, the Dolphins work with area churches, local leadership, and community groups to purchase food from local restaurants to provide up to 1,000 meals to those dealing with food insecurity. The program generates jobs and revenue for the local restaurant industry, while employing guest services and security staff at the stadium that have been idled as a result of COVID-19-related event cancellations.

Furthermore, Ross has used his platform to harness the unifying power of sport to advance race relations across the country through the establishment of the nonprofit Ross Initiative in Sports for Equality (RISE). The organization's efforts have been so impactful that RISE was recognized in 2017 by ESPN's Humanitarian Awards with the Stuart Scott ENSPIRE Award. The award celebrates those who have taken risk and used an

innovative approach to help the disadvantaged through the power of sports. Ross' efforts through RISE were honored as they personify the ethos of fairness, ethics, respect and fellowship with others. This also connects to Ross' vision of the Dolphins' FOOTBALL UNITES™ program as a way to effectuate positive social change. Under his leadership, the Dolphins organization actively embraces the diversity and intersections that make up South Florida, uniting groups of different races, genders, sexual orientations, identities, abilities and faiths around the power of football. In February 2020, the Miami Dolphins were honored by the Fritz Pollard Alliance with the Paul J. Tagliabue Award for their leadership in advancing diversity.

In May 2013, Ross pledged to give more than half of his estate to philanthropic causes and charitable organizations, including South Florida-based institutions. The commitment was made through the Giving Pledge, a long-term global initiative created by Warren Buffett and Bill and Melinda Gates that aims to inspire deeper engagement in philanthropy and increase charitable giving globally.

Ross graduated from the University of Michigan with a Bachelor of Business Administration degree and from Wayne State University Law School with a Juris Doctor degree. He later received a Master of Laws in Taxation from New York University School of Law. In 2004, the University of Michigan renamed its business school the Stephen M. Ross School of Business at the University of Michigan and in 2011, the school awarded him an honorary Doctor of Laws degree at its commencement.



Chris Grier enters his 21st season with the Miami Dolphins and fifth as the club's general manager. Grier was appointed general manager on Jan. 4, 2016 after spending the previous nine years as the team's director of college scouting. As of Dec. 31, 2018, he oversees all football operations. Prior to that, Grier oversaw the draft, both college and pro personnel departments and all scouting efforts.

Grier hired Head Coach Brian Flores in February 2019 and, along with Flores, immediately implemented new philosophies to building a championship-caliber team. Utilizing a value-based approach, the Dolphins rebuilt the roster with young players who were tough, disciplined and versatile. Grier also worked to accumulate future draft capital, which resulted in the Dolphins entering the 2020 NFL draft with 14 picks, including three in the first round and two in the second. The Dolphins also have two first-round picks and two second-round picks in 2021.

Despite all the turnover and the youngest roster in the NFL, the Dolphins steadily improved in 2019, winning five of their final nine games. First-round pick Christian Wilkins led all rookie defensive linemen with 56 tackles, the fifth-most by an NFL rookie defensive lineman since 2015.

Grier and his staff also uncovered several undrafted free agents in 2019. Wide receiver Preston Williams was tied for the NFL lead among rookies with 32 receptions at the time he suffered a season-ending injury. Cornerback Nik Needham had 11 passes defended, the second-most among all rookies that season. Running Back Patrick Laird finished the season with 204 receiving yards, second among NFL rookie running backs.

The 2018 draft saw Grier and his personnel department net several key contributors. Linebacker Jerome Baker was a third-round pick and finished his rookie season tied for 11th among NFL rookies in tackles (76). Baker quickly took on a leadership role and was elected a team captain in 2019, just his second season in the league. Kicker Jason Sanders, who was drafted in the seventh round, converted 18-of-20 field goal attempts (90.0 pct.) in 2018 for the fifth-best single-season field goal percentage in team history.

In 2017, the Dolphins finished the season with 10 rookies on the active roster and four more on injured reserve or non-football illness lists. Miami was one of just three teams to play eight rookies on defense and one of just six to have at least four rookies start games on defense. Six undrafted rookie free agents contributed to the team that season. Defensive tackle Davon Godchaux finished his rookie campaign fourth among all NFL defensive linemen with 40 tackles (26 solo), despite being a fifth-round pick.

In his first draft as general manager in 2016, Grier selected cornerback Xavien Howard in the second round. Howard tied for the NFL lead with seven interceptions in 2018, earning his first Pro Bowl selection and was named the Dan Marino Team MVP. Grier and his staff also selected offensive lineman Laremy Tunsil, who started 14 games as a rookie and became the first offensive lineman in franchise history to start at least one game at both guard and tackle in his rookie year.

The team also drafted running back Kenyan Drake and wide receiver Jakeem Grant in 2016, who became just the second rookie duo in team history to combine for a kickoff return and punt return for a touchdown in the same season. In 2018, Grant was one of just two NFL players to return two kicks (one punt and one kickoff) for touchdowns.

Grier helped turn more than half the roster over in 2016, as the team entered training camp with more than 45 new players acquired during the offseason. The results were a four-game improvement from the previous season, the fifth-best mark in the NFL. The Dolphins finished 10-6 with a playoff berth, the team's best record and first playoff appearance since 2008.

As the team's director of college scouting (2007-15), Grier was part of a front office that discovered numerous Pro Bowl players. During that time, the Dolphins drafted seven players that combined for 14 Pro Bowl selections with the team. The list includes tackle Jake Long (2008-10), defensive tackle Paul Soliai (2011), punter Brandon Fields (2013), center Mike Pouncey (2013-15), safety Reshad Jones (2015; 2017), wide receiver Jarvis Landry (2015-17) and running back Jay Ajayi (2016).

Grier also did a good job of finding value late in drafts. Jones was a fifth-round pick in 2010 and was named the team's co-MVP following the 2015 season after he became the first player in team history to record at least 100 tackles, four interceptions and two sacks in a season. Ajayi was also a fifth-round pick (2015) and became the fourth player in NFL history to rush for 200 yards in three games during the same season. Ajayi's 1,272 rushing yards in 2016 were third-most in Dolphins history.

Prior to being the team's director of college scouting, Grier served as an area scout with the club from 2000-02, before being promoted to national scout/assistant director of college scouting in 2003. Miami won the AFC East during his first season with the team.

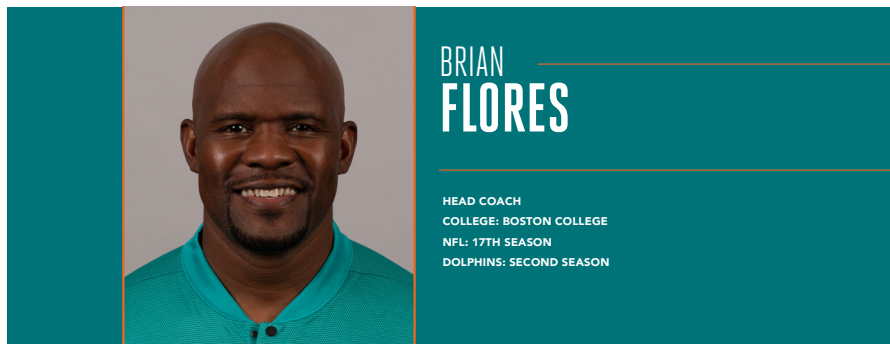
Grier started with the New England Patriots as an intern in 1994. He joined the club on a full-time basis the following year, and served as a regional scout until joining the Dolphins in 2000. In 1996, Grier was part of a New England staff that won the AFC Championship. He helped scout several players for a Patriots roster that went on to win Super Bowls XXXVI, XXXVIII and XXXIX.

Grier has worked with several of football's most successful coaches and executives throughout his career and that has helped shape his football philosophy. His father, Bobby Grier, is the former vice president of player personnel for the Patriots and recently retired as a senior personnel advisor with the Houston Texans. Chris has also worked with and learned under Pro Football Hall of Famer Bill Parcells, Patriots Head Coach Bill Belichick, Seattle Seahawks Head Coach Pete Carroll and University of Alabama Head Coach Nick Saban.

Grier attended the University of Massachusetts-Amherst where he majored in journalism and played football for two years before injuries ended his career. He spent his final two years there as an undergraduate assistant.

Chris' brother, Michael, played for the Edmonton Oilers, Washington Capitals, San Jose Sharks and Buffalo Sabres of the National Hockey League. He is currently an assistant coach for the New Jersey Devils.

A native of Holliston, Mass., Grier and his wife, Paige, have two sons, Landon and Jackson.



Brian Flores is in his second season as head coach of the Miami Dolphins. He was named the 13th head coach in team history on Feb. 4, 2019.

Flores has a wealth of leadership and experience, having coached all three phases of the game – offense, defense and special teams – and beginning his professional career as a scout. During his 16 years in the NFL, Flores has won four Super Bowls – XXXIX, XLIX, LI and LIII – and seven AFC championships.

Flores joined the Dolphins after spending 15 seasons with the New England Patriots organization, where he served in a variety of different roles. In his first season as Miami's head coach, Flores oversaw the youngest team in the NFL and made big strides in the second half of the 2019 season.

Flores began his NFL career in player personnel, joining the Patriots as a scouting assistant in 2004. He was promoted to pro scout in 2006.

Flores began his coaching career as a special teams assistant for New England from 2008-09.

In 2010, Flores served as an offensive assistant and also worked with special teams.

He spent his final eight seasons (2011-18) in New England coaching defense, first as a defensive assistant (2011), then as safeties coach (2012-2015), linebackers coach (2016-2017) and finally as the team's defensive play-caller and linebackers coach in 2018.

A two-year starter at linebacker for Boston College, Flores was part of four bowl-winning teams. He was named to the Big East All-Academic Team in 2003.

Flores is a native of Brooklyn, New York and attended Poly Prep, where he played running back and linebacker. He graduated from Boston College with his bachelor's degree in English and a master's degree in administrative studies.

Flores and his wife, Jennifer, were married in 2009. They have two sons, Miles and Maxwell, and a daughter, Liliana.

BRIAN FLORES' COACHING CAREER		
2008-18	New England Patriots	Coaching Assistant (2008-09) Offensive Assistant/Special Teams (2010) Defensive Assistant (2011) Safeties (2012-15) Linebackers (2016-18) Head Coach
2019-present	Miami Dolphins	



2020 MIAMI DOLPHINS OFFENSIVE AND STRENGTH & CONDITIONING COACHES



CHAN GALEY **OFFENSIVE COORDINATOR**

Born January 5, 1952, Americus, Ga. Quarterback Florida 1971-73. No pro playing experience. College coach: Florida 1974-75, Troy 1976-78, Air Force 1979-82, Troy 1983-84 (head coach), Samford 1993 (head coach), Georgia Tech 2002-07 (head coach). Pro coach: Denver Broncos 1985-90, Birmingham Fire (WLAFF) 1991-92 (head coach), Pittsburgh Steelers 1994-97, Dallas Cowboys 1998-99 (head coach), Miami Dolphins 2000-01, Kansas City Chiefs 2008, Buffalo Bills 2010-12 (head coach), New York Jets 2015-16, re-joined Dolphins in 2020.



STEVE MARSHALL **OFFENSIVE LINE**

Born June 20, 1956, Hartford, Conn. Guard/tight end Louisville 1976-78. No pro playing experience. College coach: Plymouth State 1979, Tennessee 1980-81, Marshall 1982-83, Louisville 1984, Murray State 1985-86, Virginia Tech 1987-92, Tennessee 1993-95, UCLA 1996, Texas A&M 1997, North Carolina 1998-99, Colorado 2000-01, California 2009-10, Colorado 2011-12, New Mexico State 2013. Pro coach: Houston Texans 2002-05, Cleveland Browns 2007-08, Green Bay Packers 2014, New York Jets 2015-17, Memphis Express (AAF) 2019, joined Dolphins in 2020.



ROBBY BROWN **QUARTERBACKS**

Born July 15, 1980, Blairsville, Ga. Quarterback Georgia Military College 2002, Georgia Tech 2003-04. No pro playing experience. College coach: Troy 2005-06, Southwest Baptist 2007, Henderson State 2008, Valdosta State 2009-12, Northwestern State 2013, South Alabama 2014, West Virginia 2019. Pro coach: New York Jets 2015-18, joined Dolphins in 2020.



ERIC STUDEVILLE **RUNNING BACKS**

Born May 29, 1967, Madison, Wisc. Defensive back Wisconsin Whitewater 1985-88. No pro playing experience. College coach: Wingate 1994, Kent State 1995-96. Pro coach: Chicago Bears 1997-2000, New York Giants 2001-03, Buffalo Bills 2004-2009, Denver Broncos 2010-17 (interim head coach, four games in 2010), joined Dolphins in 2018.



GEORGE GODSEY **TIGHT ENDS**

Born Jan. 1, 1979, Tampa, Fla. Quarterback Georgia Tech 1998-2001. Pro quarterback Tampa Bay Storm (Arena League) 2003. College coach: Central Florida 2004-2010. Pro coach: New England Patriots 2011-13, Houston Texans 2014-16, Detroit Lions 2017-18, joined Dolphins in 2019.




DAVE PULOKA **HEAD STRENGTH & CONDITIONING**

Born January 12, 1979, Arlington, Mass. Linebacker Holy Cross 1997-2000. No pro playing experience. College coach: Stevens Institute of Technology 2005, Virginia 2006. Pro coach: Atlanta Falcons 2007, joined Dolphins in 2008.



JOSH GRIZZARD **WIDE RECEIVERS**

Born June 11, 1990, Zebulon, N.C. Defensive back Yale 2008-2011. No pro playing experience. College coach: Yale 2012, Duke 2013-16. Pro coach: Joined Dolphins in 2017.



JIM ARTHUR **ASST. STRENGTH & CONDITIONING**

Born July 12, 1978, Cheshire, Conn. Attended Springfield (Mass.) College. No college or pro playing experience. College coach: Springfield College 2000, Louisiana Tech 2001, Boston College 2002. Pro coach: Buffalo Bills 2002-04, Chicago Bears 2005-15, joined Dolphins in 2016.



LEMUEL JEANPIERRE **ASSISTANT OFFENSIVE LINE**

Born May 19, 1987, Orlando, Fla. Offensive lineman South Carolina 2007-10. Pro offensive lineman Seattle Seahawks 2011-15. Pro coach: Seattle Seahawks 2017, Oakland Raiders 2018-19, joined Dolphins in 2020.



2020 MIAMI DOLPHINS DEFENSIVE, SPECIAL TEAMS AND QUALITY CONTROL COACHES



JOSH BOYER **DEFENSIVE COORDINATOR**

Born January 21, 1977, Heath, Ohio. Wide receiver/defensive back Muskingum College 1996-99. No pro playing experience. College coach: King's College (Pa.) 2000, Dayton 2001, Kent State 2002-03, Bryant University 2004, South Dakota School of Mines and Technology 2005. Pro coach: New England Patriots 2006-18, joined Dolphins in 2019.




DANNY CROSSMAN **SPECIAL TEAMS COORDINATOR**

Born January 17, 1967, El Paso, Texas. Defensive back Kansas 1985, Pittsburgh 1987-89. Pro defensive back Washington Redskins 1990, Detroit Lions 1991-92. College coach: U.S. Coast Guard Academy 1993, Western Kentucky 1994-96, Central Florida 1997-98, Georgia Tech 1999-2001, Michigan State 2002. Pro coach: Carolina Panthers 2003-09, Detroit Lions 2010-12, Buffalo Bills 2013-18, joined Dolphins in 2019.



GERALD ALEXANDER **DEFENSIVE BACKS**

Born June 28, 1984, Bellflower, Calif. Safety Boise State 2003-06. Pro safety Detroit Lions 2007-08, Jacksonville Jaguars 2009-10, Carolina Panthers 2010, Miami Dolphins 2011, New York Jets 2011. College coach: Arkansas State 2013, Washington 2014, Indiana State 2015, Montana State 2016, California 2017-19. Pro coach: Joined Dolphins in 2020.




ANTHONY CAMPANILE **LINEBACKERS**

Born August 18, 1982. Linebacker/safety Rutgers 2001-04. No pro playing experience. College coach: Rutgers 2005, 2012-15, Boston College 2016-18, Michigan 2019. Pro coach: Joined Dolphins in 2020.




AUSTIN CLARK **OUTSIDE LINEBACKERS**

Born August 3, 1990, Tampa, Fla. Defensive tackle California 2009-14. No pro playing experience. College coach: California, 2014-15, Southern California 2016-17, Illinois 2018-19. Pro coach: Joined Dolphins in 2020.



BRENDAN FARRELL **ASSISTANT SPECIAL TEAMS**

Born April 8, 1978, Rochester, N.Y. Linebacker/safety Notre Dame 1996-99. No pro playing experience. College coach: Wayne State 2002-03, Middle Tennessee State 2004-05, LSU 2006-08, Northwestern State 2009-12, Alabama 2013-18. Pro coach: Joined Dolphins in 2019.



MARION HOBBY **DEFENSIVE LINE**

Born November 7, 1966, Birmingham, Ala. Defensive end Tennessee 1986-89. Pro defensive end New England Patriots 1990-92. College coach: Tennessee-Martin 1996, Louisiana-Lafayette 1996-97, Tennessee 1998, Mississippi 1999-2004, Duke 2008-2010, Clemson 2011-16. Pro coach: New Orleans Saints 2006-07, Jacksonville Jaguars 2017-18, joined Dolphins in 2019.




CURT KUNTZ **ASSISTANT DEFENSIVE BACKS**

Born Dec. 19, 1976, McConnelsville, Ohio. No college or pro playing experience. College coach: Kent State 1999-2001. Pro coach: Joined Dolphins in 2020.



ROB LEONARD **ASSISTANT DEFENSIVE LINE**

Born July 14, 1985, Moon Township, Pa. Linebacker Washington & Jefferson College 2004, North Carolina State 2005-08. No pro playing experience. College coach: North Carolina State 2010-12. Pro coach: New York Giants 2013-18, joined Dolphins in 2019.



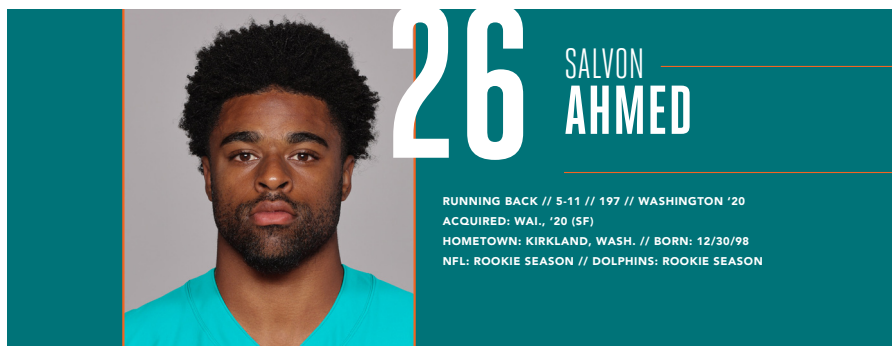
MIKE JUDGE **QUALITY CONTROL**

Born April 10, 1983, Summit, N.J. Quarterback Springfield College 2001-04. No pro playing experience. College coach: Harvard 2007, Navy 2008-18. Pro coach: New England Patriots 2005-06, joined Dolphins in 2019.



KOLBY SMITH **QUALITY CONTROL**

Born Dec. 15, 1984, Tallahassee, Fla. Running back Louisville 2003-06. Pro running back Kansas City Chiefs 2007-09, Denver Broncos 2010, Jacksonville Jaguars 2010. College coach: Arkansas 2012, Western Kentucky 2013, Louisville 2014-18, Rutgers 2019. Pro coach: Joined Dolphins in 2020.



RUNNING BACK // 5-11 // 197 // WASHINGTON '20
 ACQUIRED: WASH., '20 (SF)
 HOMETOWN: KIRKLAND, WASH. // BORN: 12/30/98
 NFL: ROOKIE SEASON // DOLPHINS: ROOKIE SEASON

NFL CAREER

TRANSACTIONS:

- Promoted from Miami's practice squad on Oct. 9, 2020.
- Signed to Miami's practice squad on Sept. 6, 2020.
- Waived by Miami on Sept. 5, 2020.
- Awarded off waivers to Miami on Aug. 26, 2020.
- Waived by San Francisco on Aug. 25, 2020.
- Signed by San Francisco as an undrafted college free agent on May 1, 2020.

CAREER HIGHLIGHTS:

- Played in 3 career games with 2 starts.
- 40 carries for 166 yards (4.2 avg.) and 1 TD.
- 6 receptions for 36 yards (6.0 avg.).

2020 (SAN FRANCISCO/MIAMI):

- Played in 3 games with 2 starts with Miami.
- Inactive for 6 games with Miami.
- Promoted to active roster on Oct. 9.
- Spent 4 games on the practice squad with Miami.
- Awarded off waivers to Miami on Aug. 26.
- 40 carries for 166 yards (4.2 avg.) and 1 TD with Miami.
- 6 receptions for 36 yards (6.0 avg.) with Miami.

AT ARIZONA (11/8): 7 carries for 38 yards (5.4 avg.).

- Made his NFL debut.

VS. L.A. CHARGERS (11/15): 21 carries for 85 yards (4.1 avg.) and 1 TD; 1 reception for 5 yards.

- Scored on a 1-yard TD run in the 1st quarter to give Miami a 7-0 lead.
- His 85 rushing yards in a single game set a record by an undrafted Dolphins rookie.

AT DENVER (11/22): 12 carries for 43 yards (3.6 avg.); 5 receptions for 31 yards (6.2 avg.).

BEFORE THE NFL

COLLEGE (WASHINGTON):

- 3-year letterman (2017-19) and 1-year starter.

CAREER: Played in 39 games with 16 starts; 353 carries for 2,016 yards (5.7 avg.) and 21 TDs; 50 receptions for 331 yards (6.6 avg.); 20 kickoff returns for 500 yards (25.0 avg.).

JUNIOR (2019): Started 12 games; 188 carries for 1,020 yards (5.4 avg.) and 11 TDs; 16 receptions for 84 yards (5.3 avg.); 5 kickoff returns for 116 yards (23.2 avg.).

- 3rd-team All-Pac 12.

SOPHOMORE (2018): Played in all 14 games with 3 starts; 104 carries for 608 yards (5.9 avg.) and 7 TDs; 21 receptions for 170 yards (8.1 avg.); 1 kickoff return for 31 yards.

TRUE FRESHMAN (2017): Played in all 13 games with 1 start; 61 carries for 388 yards (6.4 avg.) and 3 TDs; 13 receptions for 77 yards (5.9 avg.); 14 kickoff returns for 353 yards (25.2 avg.).

- Honorable mention All-Pac 12.

HIGH SCHOOL (JUANITA HS – KIRKLAND, WASH.)

- Played running back and cornerback.

SENIOR (2016): 1,300 rushing yards and 13 TDs.

- KingCo 3A Offensive MVP.
- All-state selection at defensive back.
- All-area.

JUNIOR (2015): 1,800 rushing yards and 29 TDs.

- KingCo 3A/2A Offensive Player of the Year.
- All-state selection at defensive back.
- All-area.

OFF THE FIELD

PERSONAL:

- **PRONUNCIATION:** Name is pronounced suh-VON OCK-med
- **MAJOR:** Education.

SALVON AHMED'S NFL REGULAR SEASON STATS

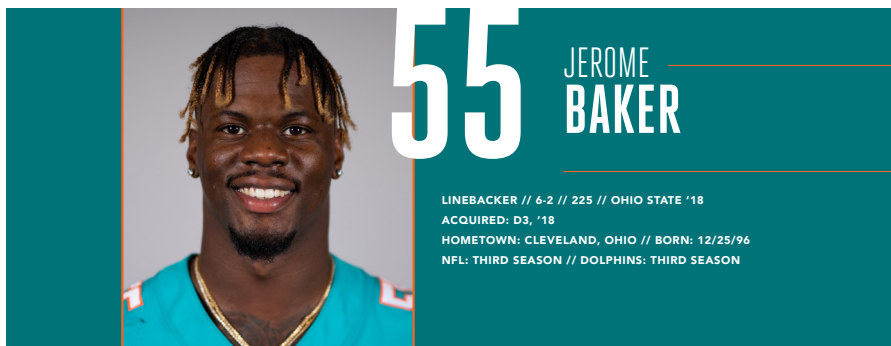
YEAR	TEAM	GP	GS	RUSHING					RECEIVING				
				ATT	YDS	AVG	LG	TD	REC	YDS	AVG	LG	TD
2020	MIAMI	3	2	40	166	4.2	19	1	6	36	6.0	13	0
NFL TOTALS		3	2	40	166	4.2	19	1	6	36	6.0	13	0

SINGLE-GAME CAREER HIGHS

Rushes:	21	vs. L.A. Chargers, 11/15/20
Rushing Yards:	85	vs. L.A. Chargers, 11/15/20
Longest Rush:	19	at Arizona, 11/8/20
Rushing TDs:	1	vs. L.A. Chargers, 11/15/20
Receptions:	5	at Denver, 11/22/20
Receiving Yards:	31	at Denver, 11/22/20
Longest Reception:	13	at Denver, 11/22/20

2020 GAME-BY-GAME STATS (MIAMI)

DATE	OPPONENT	P/S	ATT	YDS	AVG	LG	TD
09/13	at New England		PRACTICE SQUAD				
09/20	BUFFALO		PRACTICE SQUAD				
09/24	at Jacksonville		PRACTICE SQUAD				
10/04	SEATTLE		PRACTICE SQUAD				
10/11	at San Francisco		INACTIVE				
10/18	N.Y. JETS		INACTIVE				
11/01	L.A. RAMS		INACTIVE				
11/08	at Arizona	1/0	7	38	5.4	19	0
11/15	N.Y. JETS	1/1	21	85	4.1	18	1
11/22	at Denver	1/1	12	43	3.6	14	0
11/29	at N.Y. Jets		INACTIVE				
12/06	CINCINNATI		INACTIVE				
12/13	KANSAS CITY		INACTIVE				
12/20	NEW ENGLAND						
12/26	at Las Vegas						
01/03	at Buffalo						
2020 TOTALS		3/2	40	166	4.2	19	1



55

JEROME BAKER

LINEBACKER // 6-2 // 225 // OHIO STATE '18
 ACQUIRED: D3, '18
 HOMETOWN: CLEVELAND, OHIO // BORN: 12/25/96
 NFL: THIRD SEASON // DOLPHINS: THIRD SEASON

NFL CAREER

TRANSACTIONS:

- 3rd-round pick (73rd overall) by Miami in the 2018 NFL draft.

CAREER HIGHLIGHTS:

- Played in 45 career games with 34 starts.
- 288 tackles (184 solo), 9.5 sacks, 2 interceptions, 10 passes defended and 3 forced fumbles; 1 interception return for a TD.
- 1 punt return for 0 yards (0.0 avg.).
- 5 special teams tackles (3 solo).
- His 288 career tackles are 6th among his draft class – all 5 players ahead of him were drafted in front of him.

MOST CAREER TACKLES (2018 DRAFT CLASS)

PLAYER	TM	TOT	SOLO	ASST
1. Darius Leonard	Ind.	381	247	134
2. Roquan Smith	Chi.	343	239	104
3. Fred Warner	SF	337	232	105
4. Tremaine Edmunds	Buf.	333	207	126
5. Jessie Bates	Cin.	302	209	93
6. JEROME BAKER	MIA.	288	184	104
7. Leighton Vander Esch	Dal.	267	176	91
8. Rashaan Evans	Ten.	243	150	93
9. Foyesade Oluokun	Atl.	242	153	89
10. Justin Reid	Hou.	240	181	59

- His 124 tackles in 2019 were 14th in the NFL.
- His 76 tackles in 2018 were 7th among rookie linebackers.

2020 (MIAMI):

- Played in 13 games with 8 starts.
- 88 tackles (54 solo), 5.0 sacks, 3 passes defended and 1 forced fumble.
- 1 solo special teams tackle.

AT NEW ENGLAND (9/13):

- 16 tackles (12 solo), 1 sack and 1 forced fumble.
- Sacked QB Cam Newton for a loss of 9 yards in the 1st quarter.
- His 16 tackles were the most by a Dolphins player since 2014.

AT SAN FRANCISCO (10/11):

- 7 tackles (6 solo) and 1 sack; 1 solo special teams tackle.
- Sacked QB C.J. Beathard for a loss of 9 yards in the 3rd quarter.

VS. KANSAS CITY (12/13):

- 8 tackles (5 solo) and 2.5 sacks.
- Sacked QB Patrick Mahomes for a loss of 30 yards on 3rd-and-12 in the 1st quarter.
- Sacked QB Patrick Mahomes again in the 2nd quarter for a loss of 5 yards.
- Split a sack with DT Christian Wilkins of QB Patrick Mahomes on 3rd-and-6 in the 4th quarter.
- His 30-yard sack is the longest in Dolphins history and longest in the NFL since 2015.
- Became 1st NFL player to record at least 2.5 sacks in one game against QB Patrick Mahomes.

2019 (MIAMI):

- Played in 16 games with 15 starts.
- 124 tackles (74 solo), 1.5 sacks, 1 interception, 4 passes defended and 2 forced fumbles.
- 1 solo special teams tackle.
- His 124 tackles (74 solo) were 14th in the NFL and 1st among all players in the 2018 draft class.
- Served as a season-long team captain.

AT INDIANAPOLIS (11/10):

- 8 tackles (7 solo), 1 sack and 1 forced fumble.
- Strip-sacked QB Brian Hoyer on 2nd-and-13 in the 2nd quarter, moving the Colts out of field goal range.

AT N.Y. GIANTS (12/15):

- 12 tackles (6 solo), 1 interception and 1 pass defended.

VS. CINCINNATI (12/22):

- 12 tackles (7 solo), 0.5 sacks and 1 pass defended.
- Sacked QB Andy Dalton on a 3rd-and-10 in the 1st quarter.

2018 (MIAMI):

- Played in all 16 games with 11 starts.
- 76 tackles (56 solo), 3 sacks, 1 interception and 3 passes defended; 1 interception return for a TD.
- 1 punt return for 0 yards (0.0 avg.).
- 3 special teams tackles (1 solo).
- His 76 tackles were 7th among rookie linebackers.

AT CINCINNATI (10/7):

- 6 solo tackles and 2 sacks; 1 assisted special teams tackle.
- Sacked QB Andy Dalton on third-and-10 for a loss of 9 yards in the 3rd quarter, forcing Cincinnati to punt.
- Sacked QB Andy Dalton again on third-and-1

for a loss of 10 yards in the 3rd quarter, holding Cincinnati to a field goal.

- The last Dolphins rookie to have two sacks in a game was DE Olivier Vernon on 10/14/12 vs. St. Louis, while the last rookie linebacker to do so for Miami was Derrick Rodgers on 10/12/97 at N.Y. Jets.

VS. N.Y. JETS (11/4): 5 tackles (4 solo), 1 interception and 1 pass defended.

- Intercepted QB Sam Darnold on 2nd-and-9 with 10:56 remaining in the 4th quarter and returned it 25 yards for a TD, extending Miami's lead to 13-3.

AT BUFFALO (12/30): 6 solo tackles and 1 sack.

- Sacked QB Josh Allen on 1st-and-10 for a loss of 9 yards in the 1st quarter.

BEFORE THE NFL

COLLEGE (OHIO STATE):

- 3-year letterman (2015-17) and 2-year starter.

CAREER: Played in 33 games with 25 starts; 158 tackles (90 solo), 7 sacks, 2 interceptions, 5 passes defended, 1 forced fumble and 3 fumble recoveries.

JUNIOR (2017): Started 13 games; 72 tackles (42 solo), 3.5 sacks, 3 passes defended, 1 forced fumble and 2 fumble recoveries.

- Honorable mention All-Big Ten.

SOPHOMORE (2016): Played in all 13 games with 12 starts; 83 tackles (45 solo), 3.5 sacks, 2

interceptions, 2 passes defended and 1 fumble recovery.

- Honorable mention All-Big Ten.
- His 83 tackles were second on the team.

TRUE FRESHMAN (2015): Played in 7 games; 3 solo tackles.

HIGH SCHOOL (BENEDICTINE HS – CLEVELAND, OHIO)

SENIOR (2014):

- Helped his school win the state championship.
- 1st-team all-state.
- Co-defensive player of the year in Ohio.

OFF THE FIELD

COMMUNITY:

- In 2019, served as the player ambassador for Florida Fuel Up to Play 60 initiative encouraging access and consumption of proper nutrition and physical activity for local youth.
- In 2018, participated in a police ride along through Football Unites.
- Joined the Microsoft Digital Skills All-Star program in 2018.
- Started the "Expand the Land" foundation in 2018.

PERSONAL:

- **MAJOR:** Criminology.

JEROME BAKER'S NFL REGULAR SEASON STATS

YEAR	TEAM	GP	GS	TACKLES				SK	YDS	INTERCEPTIONS					FUMBLES	
				TOT	SOLO	ASST				INT	YDS	LG	TD	PD	FF	FR
2018	MIAMI	16	11	76	56	20	3.0	28.0		1	25	25	1	3	0	0
2019	MIAMI	16	15	124	74	50	1.5	13.0		1	34	34	0	4	2	0
2020	MIAMI	13	8	88	54	34	5.0	58.5		0	0	0	0	3	1	0
NFL TOTALS		45	34	288	184	104	9.5	99.5		2	59	34	1	10	3	0

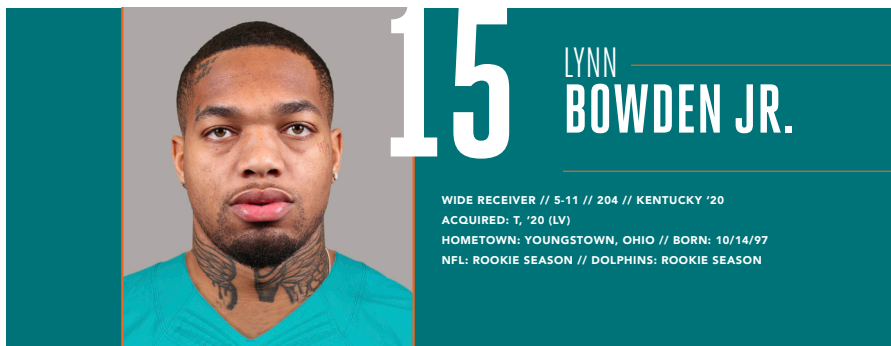
ADDITIONAL STATS

Defensive Touchdowns: 25-yard interception return vs. N.Y. Jets (11/4/18).

Special Teams Tackles: 3 in 2018, 1 in 2019, 1 in 2020 for total of 5.

SINGLE-GAME CAREER HIGHS

Tackles:	16	at New England, 9/13/20
Sacks:	2.5	vs. Kansas City, 12/13/20
Interceptions:	1	Twice, last: at N.Y. Giants, 12/15/19
Passed Defended:	2	vs. L.A. Rams, 11/1/20
Forced Fumbles:	1	3 times, last: at New England, 9/13/20



LYNN BOWDEN JR.

WIDE RECEIVER // 5-11 // 204 // KENTUCKY '20

ACQUIRED: T, '20 (LV)

HOMETOWN: YOUNGSTOWN, OHIO // BORN: 10/14/97

NFL: ROOKIE SEASON // DOLPHINS: ROOKIE SEASON

NFL CAREER

TRANSACTIONS:

- Traded from Las Vegas to Miami on Sept. 5, 2020.
- 3rd-round pick (80th overall) by Las Vegas in the 2020 NFL draft.

CAREER HIGHLIGHTS:

- Played in 7 career games with 1 start.
- 12 receptions for 122 yards (10.2 avg.).
- 6 carries for 22 yards (3.7 avg.).

2020 (LAS VEGAS/MIAMI):

- Played in 7 games with 1 start for Miami.
- Inactive for 5 games for Miami.
- Spent 1 game on the Reserve/COVID-19 list.
- 12 receptions for 122 yards (10.2 avg.) with Miami.
- 6 carries for 22 yards (3.7 avg.) with Miami.
- Traded from Las Vegas to Miami on Sept. 5.

VS. BUFFALO (9/20): 1 reception for -1 yard.

- Made his NFL debut.

VS. CINCINNATI (12/6): 4 receptions for 41 yards (10.3 avg.); 1 carry for 11 yards.

VS. KANSAS CITY (12/13): 7 receptions for 82 yards (11.7 avg.); 1 carry for 2 yards.

BEFORE THE NFL

COLLEGE (KENTUCKY):

- 3-year letterman (2017-19) and 2-year starter.

CAREER: Played in all 39 games with 25 starts; 38-of-79 passing (48.1 pct.) for 495 yards (6.3 avg.) and 3 TDs; 206 carries for 1,530 yards (7.4 avg.) and 13 TDs; 114 receptions for 1,303 yards (11.4 avg.) and 6 TDs; 71 kickoff returns for 1,628 yards (22.9 avg.); 9 punt returns for 199 yards (22.1 avg.) and 2 TDs.

- His 114 career receptions ranked 13th in school history.
- His 1,303 career receiving yards ranked 18th in school history.
- His 4,660 career all-purpose yards ranked 5th in school history.
- Became the 10th player in school history to reach 4,000 all-purpose yards.
- Became the 38th player in school history to reach 1,000 career rushing yards.

JUNIOR (2019): Started all 13 games; 35-of-74 passing (47.3 avg.) and 3 TDs; 185 carries for

1,468 yards (7.9 avg.) and 13 TDs; 30 receptions for 348 yards (11.6 avg.) and 1 TD; 9 kickoff returns for 220 yards (24.4 avg.); 4 punt returns for 53 yards (13.3 avg.).

- His 1,369 rushing yards in his 8 games at QB were a school record for rushing yards in a season by a QB.
- Became the only player in FBS to lead his team in both rushing and receiving yards.
- 1st-team All-American.
- 1st-team All-SEC.
- Paul Hornung Award for nation's most versatile player.
- Voted a team captain.

SOPHOMORE (2018): Played in all 13 games with 12 starts; 0-of-1 passing; 9 carries for 25 yards (2.8 avg.); 67 receptions for 745 yards (11.1 avg.) and 5 TDs; 25 kickoff returns for 539 yards (21.6 avg.); 5 punt returns for 146 yards (29.2 avg.) and 2 TDs.

- His 67 receptions, 745 receiving yards and 5 TD receptions led the team.
- His 67 receptions were a school record by a sophomore.
- 2nd-team All-SEC.
- All-Bowl Team.

TRUE FRESHMAN (2017): Played in all 13 games; 3-of-4 passing for 92 yards (23.0 avg.); 12 carries for 37 yards (3.1 avg.); 17 receptions for 210 yards (12.4 avg.); 37 kickoff returns for 869 yards (23.5 avg.).

- All-SEC Freshman Team.

HIGH SCHOOL (WARREN G. HARDING HS - WARREN, OHIO)

- Also lettered in basketball.
- Finished his career as the state's 6th all-time rusher with 7,387 yards.

SENIOR (2016): 1,366 passing yards, 2,277 rushing yards and 57 TDs.

- Division II Offensive Player of the Year.
- County Player of the Year.
- Mr. Football runner-up.

OFF THE FIELD

PERSONAL:

- Last name is pronounced BO-den.
- **MAJOR:** Community and leadership development.

LYNN BOWDEN JR.'S NFL REGULAR SEASON STATS

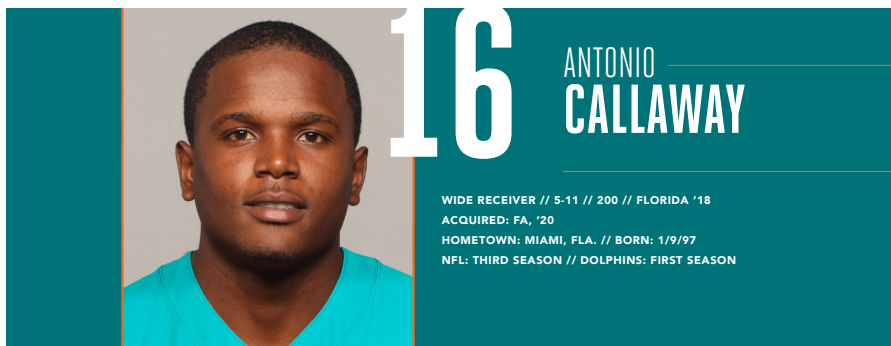
YEAR	TEAM			RECEIVING					RUSHING				
		GP	GS	REC	YDS	AVG	LG	TD	ATT	YDS	AVG	LG	TD
2020	MIAMI	7	1	12	122	10.2	22	0	6	22	3.7	11	0
NFL TOTALS		7	1	12	122	10.2	22	0	6	22	3.7	11	0

SINGLE-GAME CAREER HIGHS

Receptions: 7 vs. Kansas City, 12/13/20
Receiving Yards: 82 vs. Kansas City, 12/13/20
Longest Reception: 22 vs. Kansas City, 12/13/20

2020 GAME-BY-GAME STATS (MIAMI)

DATE	OPPONENT	P/S	REC	YDS	AVG	LG	TD
09/13	at New England		INACTIVE				
09/20	BUFFALO	1/0	1	-1	-1.0	-1	0
09/24	at Jacksonville		INACTIVE				
10/04	SEATTLE	1/0	0	0	0.0	0	0
10/11	at San Francisco	1/1	0	0	0.0	0	0
10/18	N.Y. JETS	1/0	0	0	0.0	0	0
11/01	L.A. RAMS		INACTIVE				
11/08	at Arizona		RESERVE/COVID-19				
11/15	L.A. CHARGERS		INACTIVE				
11/22	at Denver		INACTIVE				
11/29	at N.Y. Jets	1/0	0	0	0.0	0	0
12/06	CINCINNATI	1/0	4	41	10.3	15	0
12/13	KANSAS CITY	1/0	7	82	11.7	22	0
12/20	NEW ENGLAND						
12/26	at Las Vegas						
01/03	at Buffalo						
2020 TOTALS		7/1	12	122	10.2	22	0



NFL CAREER

TRANSACTIONS:

- Promoted from Miami's practice squad on Nov. 18, 2020.
- Signed to Miami's practice squad on Sept. 6, 2020.
- Waived by Cleveland on Nov. 14, 2019.
- 4th-round pick (105th overall) by Cleveland in the 2018 NFL draft.

CAREER HIGHLIGHTS:

- Played in 24 career games with 14 starts.
- 53 receptions for 695 yards (13.1 avg.) and 5 TDs.
- 2 carries for 7 yards (3.5 avg.).
- 7 punt returns for 73 yards (10.4 avg.).
- 3 miscellaneous tackles.

2020 (TAMPA BAY-XFL/MIAMI):

- Played in 4 games with 1 start with Miami.
- Dressed but did not play in 1 game with Miami.
- 2 receptions for 20 yards with Miami.
- 2 punt returns for 12 yards (6.0 avg.) with Miami.
- 1 miscellaneous tackle with Miami.
- Did not play in any games due to injury with the XFL's Tampa Bay Vipers.

AT DENVER (11/22): 1 reception for 13 yards.

- Made his Dolphins debut.

AT N.Y. JETS (11/29): 1 reception for 7 yards.

VS. KANSAS CITY (12/13): 2 punt returns for 12 yards (6.0 avg.).

2019 (CLEVELAND):

- Played in 4 games with 2 starts.
- 8 receptions for 89 yards (11.1 avg.).
- 1 miscellaneous tackle.

VS. SEATTLE (10/13): 2 receptions for 22 yards (11.0 avg.).

AT NEW ENGLAND (10/27): 2 receptions for 11 yards (5.5 avg.).

AT DENVER (11/3): 4 receptions for 56 yards (14.0 avg.).

2018 (CLEVELAND):

- Played in all 16 games with 11 starts.
- 43 receptions for 586 yards (13.6 avg.) and 5 TDs.
- 2 carries for 7 yards (3.5 avg.).
- 8 kickoff returns for 143 yards (17.9 avg.).

- 5 punt returns for 61 yards (12.2 avg.).
- 1 miscellaneous tackle.

VS. PITTSBURGH (9/9): 1 kickoff return for 8 yards. .

- Made his NFL debut.

AT NEW ORLEANS (9/16): 3 receptions for 81 yards (27.0 avg.) and 1 TD; 2 carries for 7 yards (3.5 avg.).

- Caught a 47-yard TD pass from QB Tyrod Taylor in the 4th quarter to even the score 18-18.

AT DENVER (12/15): 5 receptions for 35 yards (7.0 avg.) and 1 TD.

- Caught a 2-yard TD pass from QB Baker Mayfield in the 4th quarter to give Cleveland a 17-16 lead.

BEFORE THE NFL

COLLEGE (FLORIDA):

- 2-year starter (2015-16).

CAREER: Played in 26 games with 24 starts; 89 receptions for 1,399 yards (15.7 avg.) and 7 TDs; 8 carries for 51 yards (6.4 avg.) and 1 TD; 1-of-1 passing (100.0 pct.) for 2 yards and 1 TD; 6 kickoff returns for 176 yards (29.3 avg.) and 1 TD; 54 punt returns for 653 yards (12.1 avg.) and 2 TDs.

- Became the 1st player in school history since 1996 to score a rushing, receiving, passing, punt return and kickoff return TD.

JUNIOR (2017): Did not play.

SOPHOMORE (2016): Played in 12 games with 11 starts; 54 receptions for 721 yards (13.4 avg.) and 3 TDs; 5 carries for 32 yards (6.4 avg.) and 1 TD; 3 kickoff returns for 97 yards (32.3 avg.) and 1 TD; 26 punt returns for 218 yards (8.4 avg.).

- 3rd-team All-SEC.

TRUE FRESHMAN (2015): Played in all 14 games with 13 starts; 35 receptions for 678 yards (19.4 avg.) and 4 TDs; 3 carries for 19 yards (6.3 avg.); 1-of-1 passing (100.0 pct.) for 2 yards and 1 TD; 3 kickoff returns for 79 yards (26.3 avg.); 28 punt returns for 435 yards (15.5 avg.) and 2 TDs.

- 1st-team All-American as a punt returner.
- 1st-team All-SEC.
- Freshman All-American.
- Freshman All-SEC.

HIGH SCHOOL (BOOKER T. WASHINGTON HS - MIAMI, FLA.)

- Won 3 state championships.

SENIOR (2014): 31 receptions for 818 yards (26.4

- avg.) and 7 TDs.
- Helped team to 15-0 record and the Class 4A state championship.
 - 1st-team all-state.
 - 1st-team all-county.

OFF THE FIELD

PERSONAL:

- MAJOR:** Cultural anthropology.

ANTONIO CALLAWAY'S NFL REGULAR SEASON STATS

YEAR	TEAM	GP	GS	RECEIVING					RUSHING				
				REC	YDS	AVG	LG	TD	ATT	YDS	AVG	LG	TD
2018	CLEVELAND	16	11	43	586	13.6	71	5	2	7	3.5	15	0
2019	CLEVELAND	4	2	8	89	11.1	41	0	0	0	0.0	0	0
2020	MIAMI	3	1	2	20	10.0	13	0	0	0	0.0	0	0
	NFL TOTALS	23	14	53	695	13.1	71	5	2	7	3.5	15	0

ANTONIO CALLAWAY'S NFL REGULAR SEASON RETURNING STATS

		KICKOFF RETURN					PUNT RETURN					
YEAR	TEAM	KR	YDS	AVG	LG	TD	PR	FC	YDS	AVG	LG	TD
2018	CLEVELAND	8	143	17.9	35	0	5	1	61	12.2	37	0
2019	CLEVELAND	0	0	0.0	0	0	0	0	0	0.0	0	0
2020	MIAMI	0	0	0.0	0	0	2	0	12	6.0	11	0
NFL TOTALS		8	143	17.9	35	0	7	1	73	10.4	37	0

ADDITIONAL STATS

Miscellaneous Tackles: (Miami) 1 in 2020.

SINGLE-GAME CAREER HIGHS

Receptions:	5	Twice, last: at Denver, 12/15/18
Receiving Yards:	84	at Houston, 12/2/18
Longest Reception:	71	at Houston, 12/2/18
Receiving TDs:	1	5 times, last: at Baltimore, 12/30/18
Punt Returns:	3	at Baltimore, 12/30/18
Punt Return Yards:	46	at Baltimore, 12/30/18
Longest Punt Return:	37	at Baltimore, 12/30/18
Kickoff Returns:	3	at Baltimore, 12/30/18
Kickoff Return Yards:	79	at Baltimore, 12/30/18
Longest Kickoff Return:	35	at Baltimore, 12/30/18

2018 GAME-BY-GAME STATS (CLEVELAND)

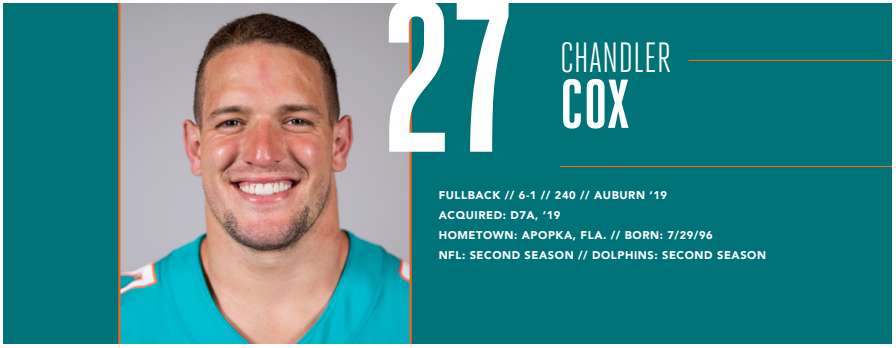
DATE	OPPONENT	P/S	REC	YDS	AVG	LG	TD
09/09	PITTSBURGH	1/0	0	0	0.0	0	0
09/16	at New Orleans	1/1	3	81	27.0	47	1
09/20	N.Y. JETS	1/1	4	20	5.0	10	0
09/30	at Oakland	1/1	3	54	18.0	59	0
10/07	BALTIMORE	1/0	3	22	7.3	9	0
10/14	L.A. CHARGERS	1/1	2	9	4.5	9	0
10/21	at Tampa Bay	1/1	1	14	14.0	14	0
10/28	at Pittsburgh	1/1	5	36	7.2	13	1
11/04	KANSAS CITY	1/1	3	51	17.0	38	0
11/11	ATLANTA	1/1	2	39	19.5	25	0
11/25	at Cincinnati	1/1	4	62	15.5	21	1
12/02	at Houston	1/0	3	84	28.0	71	0
12/09	CAROLINA	1/0	1	0	0.0	0	0
12/15	at Denver	1/1	5	35	7.0	12	1
12/23	CINCINNATI	1/0	0	0	0.0	0	0
12/30	at Baltimore	1/1	4	79	19.8	38	1
2018 TOTALS		16/11	43	586	13.6	71	5

2019 GAME-BY-GAME STATS (CLEVELAND)

DATE	OPPONENT	P/S	REC	YDS	AVG	LG	TD
09/08	TENNESSEE		SUSPENDED				
09/16	at N.Y. Jets		SUSPENDED				
09/22	L.A. RAMS		SUSPENDED				
09/29	at Baltimore		SUSPENDED				
10/07	at San Francisco	1/1	0	0	0.0	0	0
10/13	SEATTLE	1/0	2	22	11.0	12	0
10/27	at New England	1/1	2	11	5.5	8	0
11/03	at Denver	1/0	4	56	14.0	41	0
11/10	BUFFALO		INACTIVE				
11/14	PITTSBURGH		NOT ON ROSTER				
11/24	MIAMI		NOT ON ROSTER				
12/01	at Pittsburgh		NOT ON ROSTER				
12/08	CINCINNATI		NOT ON ROSTER				
12/15	at Arizona		NOT ON ROSTER				
12/22	BALTIMORE		NOT ON ROSTER				
12/29	at Cincinnati		NOT ON ROSTER				
2019 TOTALS		4/2	8	89	11.1	41	0

2020 GAME-BY-GAME STATS (MIAMI)

DATE	OPPONENT	P/S	REC	YDS	AVG	LG	TD
09/13	at New England		SUSPENDED				
09/20	BUFFALO		SUSPENDED				
09/24	at Jacksonville		SUSPENDED				
10/04	SEATTLE		SUSPENDED				
10/11	at San Francisco		SUSPENDED				
10/18	N.Y. JETS		SUSPENDED				
11/01	L.A. RAMS		SUSPENDED				
11/08	at Arizona		PRACTICE SQUAD				
11/15	L.A. CHARGERS		DID NOT PLAY				
11/22	at Denver	1/1	1	13	13.0	13	0
11/29	at N.Y. Jets	1/0	1	7	7.0	7	0
12/06	CINCINNATI	1/0	0	0	0.0	0	0
12/13	KANSAS CITY	1/0	0	0	0.0	0	0
12/20	NEW ENGLAND						
12/26	at Las Vegas						
01/03	at Buffalo						
2020 TOTALS		4/1	2	20	10.0	13	0



NFL CAREER

TRANSACTIONS:

- 7th-round pick (233rd overall) by Miami in the 2019 NFL draft.

CAREER HIGHLIGHTS:

- Played in 21 career games with 6 starts.
- 2 receptions for 9 yards (4.5 avg.).

2020 (MIAMI):

- Played in 8 games with 3 starts.
- Inactive for 5 games.
- 2 receptions for 9 yards (4.5 avg.).

VS. BUFFALO (9/20): Started at fullback.

VS. SEATTLE (10/4): 1 reception for 3 yards.

- It was his 1st career touch and converted a 3rd-and-1.

AT SAN FRANCISCO (10/11): 1 reception for 6 yards.

2019 (MIAMI):

- Played in 13 games with 3 starts.
- Inactive for 3 games.

VS. BALTIMORE (9/8): Started but did not record any stats.

- Made his NFL debut and 1st start.

AT PITTSBURGH (10/28): Started but did not record any stats.

VS. BUFFALO (11/17): Started but did not record any stats.

BEFORE THE NFL

COLLEGE (AUBURN):

- 4-year starter (2015-18).

CAREER: Played in 52 games with 41 starts; 11 carries for 18 yards (1.6 avg.) and 3 TDs; 26 receptions for

237 yards (9.1 avg.) and 1 TD; 1 kickoff return for 18 yards; 1-of-2 passing (50.0 pct.) for -3 yards.

SENIOR (2018): Played in all 13 games with 11 starts; 3 carries for 3 yards (1.0 avg.) and 2 TDs; 11 receptions for 93 yards (8.5 avg.) and 1 TD; 1 kickoff return for 18 yards.

JUNIOR (2017): Played in all 14 games with 11 starts; 1 carry for 0 yards; 8 receptions for 78 yards (9.8 avg.).

SOPHOMORE (2016): Played in 12 games with 9 starts; 7 carries for 15 yards (2.1 avg.) and 1 TD; 4 receptions for 41 yards (10.3 avg.); 1-of-2 passing (50.0 pct.) for -3 yards.

TRUE FRESHMAN (2015): Played in all 13 games with 10 starts; 3 receptions for 25 yards (8.3 avg.).

HIGH SCHOOL (APOPKA HS – APOPKA, FLA.)

- Played quarterback and running back.

CAREER: Nearly 3,000 total yards.

- Combined for 21 rushing TDs and 15 passing TDs in junior and senior seasons.

SENIOR (2014):

- Helped lead team to state championship.

OFF THE FIELD

COMMUNITY:

- In 2019, collaborated with fellow Dolphins rookies and Neighbors4Neighbors to sponsor four South Florida families with holiday gifts and game tickets.
- Joined Big Brothers Big Sisters of Miami mentees and local law enforcement at Publix for the Dolphins Kids Cook-Off.
- Volunteered to take local elementary students Halloween costume shopping in Aventura.

PERSONAL:

- **MAJOR:** Interdepartmental studies.

CHANDLER COX'S NFL REGULAR SEASON STATS

YEAR	TEAM	GP	GS	RUSHING					RECEIVING				
				ATT	YDS	AVG	LG	TD	REC	YDS	AVG	LG	TD
2019	MIAMI	13	3	0	0	0.0	0	0	0	0	0.0	0	0
2020	MIAMI	8	3	0	0	0.0	0	0	2	9	4.5	6	0
NFL TOTALS		21	6	0	0	-	0	0	2	9	4.5	6	0



70

JULIÉN DAVENPORT

TACKLE // 6-7 // 313 // BUCKNELL '17

ACQUIRED: T, '19 (HOU.)

HOMETOWN: PAULSBORO, N.J. // BORN: 1/9/95

NFL: FOURTH SEASON // DOLPHINS: SECOND SEASON

NFL CAREER

TRANSACTIONS:

- Traded from Houston to Miami on Sept. 1, 2019.
- 4th-round pick (130th overall) by Houston in the 2017 NFL draft.

CAREER HIGHLIGHTS:

- Played in 48 career games with 28 starts.

2020 (MIAMI):

- Played in 13 games with 1 start as an extra offensive lineman.

VS. SEATTLE (10/4): Played 25 snaps at left tackle.

VS. L.A. CHARGERS (11/15): Started as an extra offensive lineman.

2019 (HOUSTON/MIAMI):

- Started 8 games – 1 at right tackle and 7 at left tackle – with Miami.
- Activated from injured reserve on Nov. 16.
- Missed 8 games after being placed on injured reserve on Sept. 13.
- Spent the offseason and training camp with Houston before being traded to Miami.

VS. BALTIMORE (9/8): Started at right tackle.

- Made his Dolphins debut.

VS. CINCINNATI (12/22): Started at left tackle.

AT NEW ENGLAND (12/29): Started at left tackle.

2018 (HOUSTON):

- Played in all 16 games with 15 starts – 13 at left tackle and 2 at right tackle.

AT NEW ENGLAND (9/9): Started at left tackle.

- Blocked for a rushing attack that recorded 167 yards, the 2nd-most in team history in a season opener.

VS. TENNESSEE (11/26): Started at left tackle.

- Blocked for a rushing attack that recorded a franchise-record 281 rushing yards.

POSTSEASON:

AFC WILD CARD VS. INDIANAPOLIS (1/5): Started at left tackle.

2017 (HOUSTON):

- Played in 11 games with 4 starts – 3 at left tackle and 1 as an extra tackle.
- Inactive for 5 games.

AT CINCINNATI (9/14): Started as an extra tackle.

- Made his 1st start in his NFL debut.

BEFORE THE NFL

COLLEGE (BUCKNELL):

- 4-year starter (2013-16).

CAREER: Started all 44 games at left tackle.

SENIOR (2016): Started all 11 games at left tackle.

- 1st-team FCS All-American.
- 1st-team All-Patriot League.
- Team captain.

JUNIOR (2015): Started all 11 games at left tackle.

- 2nd-team FCS All-American.
- 1st-team All-Patriot League.
- Team captain.

SOPHOMORE (2014): Started all 11 games at left tackle.

- 1st-team All-Patriot League.

TRUE FRESHMAN (2013): Started all 11 games at left tackle.

- 2nd-team All-Patriot League.

HIGH SCHOOL (PAULSBORO HS – PAULSBORO, N.J.)

- Also lettered in basketball and earned all-conference honors.

SENIOR (2012):

- All-conference.
- All-South Jersey.
- Team captain.

OFF THE FIELD

COMMUNITY:

- In 2019, participated in a police ride along with the North Miami Police Athletic League through Football Unites.

PERSONAL:

- Cousin, Michael Kidd-Gilchrist, plays in the NBA and was a member of Kentucky's 2012 national championship team.
- **PRONUNCIATION:** First name is pronounced joo-lee-OWN.
- **MAJOR:** Political science.

JULIÉN DAVENPORT'S NFL REGULAR SEASON STATS

GAMES/STARTS: (Houston) 2017: 11/4, 2018: 16/15, (Miami) 2019: 8/8, 2020: 13/1

NFL TOTALS: 48/28


JULIÉN DAVENPORT'S NFL PLAYOFF STATS

GAMES/STARTS: (Houston) 2018: 1/1

PLAYOFF TOTALS: 1/1

ADDITIONAL STATS

Miscellaneous Tackles: (Miami) 1 in 2019.



JESSE DAVIS

GUARD/TACKLE // 6-6 // 310 // IDAHO '15
 ACQUIRED: FA, '16
 HOMETOWN: ASOTIN, WASH. // BORN: 9/15/91
 NFL: FOURTH SEASON // DOLPHINS: FOURTH SEASON

NFL CAREER

TRANSACTIONS:

- Signed by Miami on Jan. 10, 2017.
- Signed to Miami's practice squad on Nov. 22, 2016.
- Released from the N.Y. Jets practice squad on Nov. 15, 2016.
- Signed to the N.Y. Jets practice squad on Nov. 1, 2016.
- Waived by the N.Y. Jets on Aug. 28, 2016.
- Signed by the N.Y. Jets on Jan. 11, 2016.
- Waived by Seattle on Aug. 31, 2015.
- Signed by Seattle as an undrafted college free agent on May 2, 2015.

CAREER HIGHLIGHTS:

- Played in 60 career games with 53 starts.
- Is only the third player in team history to start games at four different offensive line positions (RT, RG, LG and LT). Jeff Dellenbach started at all five positions while Nate Garner started at LG, C, RG and RT.
- Was the team's only player to participate in all 920 offensive snaps in 2018.
- Became 1 of 5 players in Dolphins history to start at 3 positions on the offensive line in a season (2017) and the only 1st-year player to do so.

2020 (MIAMI):

- Played in 13 games with 12 starts – 5 at right tackle, 4 at left tackle and 3 at right guard.
- 1 miscellaneous fumble recovery.

AT JACKSONVILLE (9/24):

- Started at right tackle.
- Protected QB Ryan Fitzpatrick who completed 18-of-20 passes (90.0 pct.) and set a new franchise record for completion percentage in a single game with a minimum of 20 attempts.

AT SAN FRANCISCO (10/11):

- Started at left tackle.
- Protected QB Ryan Fitzpatrick who posted the 3rd-best QB rating (154.5) in team history (min. 20 att.).

VS. L.A. CHARGERS (11/15):

- Started at right guard.
- Protected QB Tua Tagovailoa and did not allow a sack.
- It was the 1st time the Dolphins did not allow a sack in a game since Oct. 14, 2018 vs. Chicago.

2019 (MIAMI):

- Started 15 games – 3 at left tackle and 12 at right tackle.
- Inactive for 1 game.

AT N.Y. GIANTS (12/15):

Started at right tackle.

VS. CINCINNATI (12/22):

Started at right tackle.

AT NEW ENGLAND (12/29):

Started at right tackle.

2018 (MIAMI):

- Started all 16 games.
- Was the team's only player to participate in all 920 offensive snaps.

VS. OAKLAND (9/23):

- Started at right guard.
- Protected QB Ryan Tannehill, who completed 17-of-23 passes (73.9 pct.) for 289 yards and 3 TDs.
- Played 1 defensive snap.

VS. CHICAGO (10/14):

- Started at right guard.
- Protected QB Brock Osweiler, who completed 28-of-44 passes (63.6 pct.) for 380 yards and 3 TDs.
- Blocked for a running game that had 31 carries for 161 yards (5.2 avg.).

VS. NEW ENGLAND (12/9):

- Started at right guard.
- Protected QB Ryan Tannehill, who completed 14-of-19 passes (73.7 pct.) for 265 yards and 3 TDs.
- Blocked for a running game that had 21 carries for 189 yards (9.0 avg.) and 2 TDs.

2017 (MIAMI):

- Played in all 16 games with 10 starts.
- Started 6 games at right guard, 2 at left guard and 2 at right tackle.
- Became 1 of 5 players in Dolphins history to start at 3 positions on the offensive line in a season and the only 1st-year player to do so.

AT L.A. CHARGERS (9/17):

- Played 22 snaps at left guard.

- Made NFL debut.

AT BALTIMORE (10/26):

- Started at left guard.
- Made first NFL start.

VS. DENVER (12/3):

- Started at right guard.
- Blocked for RB Kenyan Drake, who rushed 23 times for 120 yards (5.2 avg.) and 1 TD.
- It was the 1st 100-yard rushing game of Drake's career.

2016 (MIAMI/N.Y. JETS):

- Spent the season on Miami and the N.Y. Jets practice squads.
- Went to training camp with the N.Y. Jets.

2015 (SEATTLE):

- Went to training camp with Seattle.

BEFORE THE NFL

COLLEGE (IDAHO):

- 4-year letterman (2011-14) and 3-year starter.

CAREER: Played in 39 games with 27 starts.

- Spent first two seasons playing defense and totaled 22 tackles (10 solo), 2 passes defended and 1 fumble recovery.
- Moved from defensive tackle to offensive tackle after his sophomore season (2012).

SENIOR (2014): Played in all 11 games with 9 starts at quick tackle.

JUNIOR (2013): Started 5 games at strong tackle.

- Moved from defensive tackle to offensive tackle during the spring.

SOPHOMORE (2012): Started all 12 games at defensive tackle; 13 tackles (7 solo), 1 pass defended and 1 fumble recovery.

- Led the team with 5 quarterback hurries.

REDSHIRT FRESHMAN (2011): Played in all 11 games with 1 start; 9 tackles (3 solo) and 1 pass defended.

- Redshirted in 2010.

HIGH SCHOOL (ASOTIN HS – ASOTIN, WASH.)

- Played tight end and defensive line.
- Also participated in basketball and baseball.

SENIOR (2009): 10 receptions for 169 yards (16.9 avg.) and 4 TDs; 35 tackles (14 solo), 2 sacks, 1 pass defended, 1 fumble recovery and 1 blocked punt.

- 1st-team all-state at tight end.
- 1st-team all-district at tight end.

JUNIOR (2008):

- 1st-team all-district.

OFF THE FIELD

COMMUNITY:

- Rode the 14-mile Dolphins Ride in the 2020 DCC.
- Annually participated in the AARP Foundation Million Meal Pack to pack more than 1 million meals in a single day for older adults in the South Florida community.
- In 2019, packed meals with the Parkland community following the shooting at Stoneman Douglas High School.
- Participated in the 2019 DCC 5K.
- Participated in the 2018 Dolphins Cancer Challenge Golf Tournament.
- Fished in the 2017 Fins Weekend Fishing Tournament.

PERSONAL:

- **MAJOR:** General studies.

JESSE DAVIS' NFL REGULAR SEASON STATS


GAMES/STARTS: 2017: 16/10, 2018: 16/16, 2019: 15/15, 2020: 13/12

NFL TOTALS: 60/53

ADDITIONAL STATS

Miscellaneous Tackles: 1 in 2019.

Miscellaneous Fumble Recoveries: 1 in 2018, 2 in 2020 for total of 3.



98

RAEKWON
DAVIS

DEFENSIVE TACKLE // 6-7 // 330 // ALABAMA '20
ACQUIRED: D2B, '20
HOMETOWN: MERIDIAN, MISS. // BORN: 6/10/97
NFL: ROOKIE SEASON // DOLPHINS: ROOKIE SEASON

NFL CAREER

TRANSACTIONS:

- 2nd-round pick (56th overall) by Miami in the 2020 NFL draft.

CAREER HIGHLIGHTS:

- Played in 13 career games with 9 starts.
- 35 tackles (17 solo).
- His 35 tackles are tied for 1st among rookie defensive linemen.

MOST TACKLES AMONG 2020 ROOKIE DEFENSIVE LINEMEN					
PLAYER	TM	TOT	SOLO	ASST	
1. RAEKWON DAVIS	MIA.	35	17	18	
Chase Young	Was.	35	26	9	
3. Javon Kinlaw	SF	31	14	17	
4. Davon Hamilton	Jax.	30	14	16	
5. Derrick Brown	Car.	29	17	12	

2020 (MIAMI):

- Played in 13 games with 9 starts.
- 35 tackles (17 solo).

AT NEW ENGLAND (9/13): 1 solo tackle.

- Started in his NFL debut.

VS. L.A. CHARGERS (11/15): 7 tackles (5 solo).

VS. KANSAS CITY (12/13): 5 tackles (3 solo).

BEFORE THE NFL

COLLEGE (ALABAMA):

- 4-year letterman (2016-19) and 3-year starter.

CAREER: Played in 48 games with 32 starts; 175 tackles (67 solo), 11.5 sacks, 1 interception, 1 pass defended, 1 forced fumble and 1 fumble recovery.

RAEKWON DAVIS' NFL REGULAR SEASON STATS													
YEAR	TEAM	GP	GS	TACKLES					INTERCEPTIONS				
				TOT	SOLO	ASST	SK	YDS	INT	YDS	LG	TD	PD
2020	MIAMI	13	9	35	17	18	0.0	0.0	0	0	0	0	0
NFL TOTALS		13	9	35	17	18	0.0	0.0	0	0	0	0	0

SINGLE-GAME CAREER HIGHS

Tackles: 7 vs. L.A. Chargers, 11/15/20

SENIOR (2019): Started 12 games; 47 tackles (18 solo) and 0.5 sacks.

- 2nd-team All-America.
- 2nd-team All-SEC.

JUNIOR (2018): Played in all 15 games with 14 starts; 55 tackles (24 solo) and 1.5 sacks.

- 2nd-team All-SEC.

SOPHOMORE (2017): Played in 14 games with 6 starts; 69 tackles (24 solo), 8.5 sacks, 1 interception, 1 pass defended and 1 fumble recovery.

- 1st-team All-SEC.
- Helped his team win the College Football Playoff National Championship.

TRUE FRESHMAN (2016): Played in 7 games; 4 tackles (1 solo), 1 sack and 1 forced fumble.

HIGH SCHOOL (MERIDIAN HS – MERIDIAN, MISS.)

SENIOR (2015): 55 tackles and 8.5 sacks.

- All-America.

OFF THE FIELD

PERSONAL:

- **PRONUNCIATION:** First name is pronounced RAY-kwon
- **MAJOR:** Exercise science.



NFL CAREER

TRANSACTIONS:

- 3rd-round pick (78th overall) by Miami in the 2019 NFL draft.

CAREER HIGHLIGHTS:

- Played in 29 career games with 15 starts.
- His 15 starts as a rookie in 2019 were the most by a Dolphins rookie offensive lineman since Ja'Wuan James started all 16 games in 2014.

2020 (MIAMI):

- Played in 13 games.

2019 (MIAMI):

- Played in all 16 games with 15 starts at left guard.
- His 15 starts were the most by a Dolphins rookie offensive lineman since Ja'Wuan James started all 16 games in 2014.

AT N.Y. GIANTS (12/15): Started at left guard.

VS. CINCINNATI (12/22): Started at left guard.

AT NEW ENGLAND (12/29): Started at left guard.

BEFORE THE NFL

COLLEGE (WISCONSIN):

- 4-year starter (2015-18).

CAREER: Started all 54 games – 24 at left guard, 16 at center and 14 at left tackle.

- His 54 starts were the most in school history and 2nd in Big Ten history.

SENIOR (2018): Started all 13 games at left guard.

- 1st-team All-American.
- 1st-team All-Big Ten.
- Big Ten Offensive Lineman of the Year.
- Blocked for an offense that averaged 273.4 rushing yards per game, which led the Big Ten and was 6th in the nation.
- Voted a team captain.

JUNIOR (2017): Started all 14 games at left tackle; 1 carry for 4 yards and 1 TD.

- 2nd-team All-American.
- 1st-team All-Big Ten.

- Part of an offensive line unit that allowed just 1.5 sacks per game, which led the Big Ten.
- Helped the offense rank 2nd in the Big Ten in rushing offense (222.9 yards per game) and 3rd in total offense (415.0 yards per game).

SOPHOMORE (2016): Started all 14 games – 10 at center and 4 at left guard.

- Honorable mention All Big-Ten.
- Helped the offense average 203.1 rushing yards per game.

REDSHIRT FRESHMAN (2015): Started all 13 games – 7 at left guard and 6 at center.

- Honorable mention All Big-Ten.
- Big Ten All-Freshman Team.
- Redshirted in 2014.

HIGH SCHOOL (GENOA HS – CURTICE, OHIO)

- Played on offensive and defensive line.
- Also lettered in baseball.

SENIOR (2013): 42 solo tackles and 6.5 sacks.

- 1st-team all-state.
- 1st-team all-district.
- 1st-team all-conference.
- District Lineman of the Year.
- Region Lineman of the Year.

JUNIOR (2012):

- 1st-team all-district.
- Named to all-conference team as both offensive and defensive lineman.

OFF THE FIELD

COMMUNITY:

- In 2019, collaborated with fellow Dolphins rookies and Neighbors4Neighbors to sponsor four South Florida families with holiday gifts and game tickets.
- Volunteered with Feeding South Florida to pack food for local families in need and participated in the military cultural tour through Football Unites.

PERSONAL:

- **PRONUNCIATION:** Last name is pronounced DEE-ter.
- **MAJOR:** Retailing and consumer behavior.

MICHAEL DEITER'S NFL REGULAR SEASON STATS

GAMES/STARTS: 2019: 16/15, 2020: 13/0

NFL TOTALS: 29/15

ADDITIONAL STATS

Receptions: 1 for 0 yards in 2019.

Miscellaneous Tackles: 3 in 2019.



NFL CAREER

TRANSACTIONS:

- Signed by Miami on Jan. 7, 2019.
- Signed by the Saskatchewan Roughriders of the Canadian Football League on Feb. 24, 2016.

CAREER HIGHLIGHTS:

- Played in 29 career games with 7 starts.
- 45 tackles (24 solo), 3.5 sacks, 2 passes defended and 1 fumble recovery.
- 5 special teams tackles (3 solo).
- His 3.5 sacks in 2019 were 2nd on the team.

2020 (MIAMI):

- Played in 13 games.
- 5 tackles (3 solo) and 1 pass defended.
- 3 special teams tackles (2 solo).

AT SAN FRANCISCO (10/11): 2 solo tackles.

VS. N.Y. JETS (10/18): 2 tackles (1 solo) and 1 pass defended.

VS. KANSAS CITY (12/13): Started but did not record any stats.

2019 (MIAMI):

- Played in all 16 games with 6 starts.
- 40 tackles (21 solo), 3.5 sacks and 1 pass defended and 1 fumble recovery.
- 2 special teams tackles (1 solo).
- His 3.5 sacks were 2nd on the team.

AT PITTSBURGH (10/28): 3 solo tackles and 1 sack; 1 solo special teams tackle.

- Sacked QB Mason Rudolph in the 3rd quarter.
- It was his 1st career sack.

VS. PHILADELPHIA (12/1): 4 solo tackles and 1 sack.

- Sacked QB Carson Wentz in the 3rd quarter.

AT N.Y. GIANTS (12/15): 2 tackles (1 solo), 1 sack and 1 pass defended.

- Sacked QB Eli Manning in the 1st quarter.

2018 (SASKATCHEWAN ROUGHRIDERS-CFL):

- Started 18 games.
- 81 tackles, 1 interception, 2 forced fumbles and 1 fumble recovery; 1 interception return for TD and 1 fumble recovery TD.
- 10 special teams tackles.

POSTSEASON:

- Started 1 game.
- 9 tackles.
- 1 special teams tackle.

2017 (SASKATCHEWAN ROUGHRIDERS-CFL):

- Played in 14 games with 11 starts.
- 57 tackles.
- 2 special teams tackles.

POSTSEASON:

- Started 2 games.
- 5 tackles and 1 interception.
- 1 special teams tackle.

2016 (SASKATCHEWAN ROUGHRIDERS-CFL):

- Started 6 games.
- 21 tackles.
- 2 special teams tackles.

BEFORE THE NFL

COLLEGE (TEXAS TECH):

- 4-year letterman (2011-14) and 3-year starter.

CAREER: Played in 48 games with 37 starts; 225 tackles (156 solo), 3.5 sacks, 1 interception, 5 passes defended, 2 forced fumbles and 1 fumble recovery.

SENIOR (2014): Started 10 games; 73 tackles (48 solo), 2 sacks, 1 interception, 3 passes defended, 1 forced fumble and 1 fumble recovery.

- Honorable mention All-Big 12.

JUNIOR (2013): Started all 13 games; 70 tackles (46 solo), 1.5 sacks, 2 passes defended and 1 forced fumble.

- His 70 tackles were third on the team.

SOPHOMORE (2012): Played in all 13 games with 9 starts; 52 tackles (37 solo).

TRUE FRESHMAN (2011): Played in 12 games with 5 starts; 30 tackles (25 solo).

- Big 12 All-Freshman team.

HIGH SCHOOL (LAKEVIEW CENTENNIAL HS – GARLAND, TEXAS)

SENIOR (2010):

- 118 tackles (64 solo), 4 sacks, 1 interception, 2 passes defended, 2 forced fumbles and 2 fumble recoveries.
- 2nd-team all-district

OFF THE FIELD

COMMUNITY:

- In 2019, collaborated with fellow Dolphins rookies and Neighbors4Neighbors to sponsor four South Florida families with holiday gifts and game tickets.
- Volunteered with Big Brothers Big Sisters of Miami for the Dolphins Kids Cook-Off at Publix

and Top Golf event through Football Unites.

- Packed food for local families in need with Feeding South Florida through Football Unites.

PERSONAL:

- **PRONUNCIATION:** Last name is pronounced eh-gwahv-ON.
- **MAJOR:** Sociology.

SAM EGUAVOEN'S NFL REGULAR SEASON STATS

YEAR	TEAM	GP	GS	TACKLES					INTERCEPTIONS					FUMBLES	
				TOT	SOLO	ASST	SK	YDS	INT	YDS	LG	TD	PD	FF	FR
2019	MIAMI	16	6	40	21	19	3.5	22.5	0	0	0	0	1	0	1
2020	MIAMI	13	1	5	3	2	0.0	0.0	0	0	0	0	1	0	0
NFL TOTALS		29	7	45	24	21	3.5	22.5	0	0	0	0	2	0	1

ADDITIONAL STATS

Special Teams Tackles: 2 in 2019, 3 in 2020 for total of 5.

SINGLE-GAME CAREER HIGHS

Tackles: 8 at Dallas, 9/22/19
Sacks: 1 4 times, last: vs. N.Y. Jets, 10/18/20
Passes Defensed: 1 twice, last: vs. N.Y. Jets, 10/18/20
Fumble Recoveries: 1 at New England, 12/29/19



SAFETY // 6-0 // 205 // ILLINOIS '16

ACQUIRED: UFA, '20 (CIN.)

HOMETOWN: LEMONT, ILL. // BORN: 6/2/93

NFL: FIFTH SEASON // DOLPHINS: FIRST SEASON

NFL CAREER

TRANSACTIONS:

- Signed by Miami as an unrestricted free agent from Cincinnati on March 21, 2020.
- 7th-round pick (245th overall) by Cincinnati in the 2016 NFL draft.

CAREER HIGHLIGHTS:

- Played in 74 career games with 6 starts.
- 81 tackles (56 solo), 1 interception, 2 passes defended, 1 forced fumble and 1 fumble recovery; 1 fumble return for a TD.
- 43 special teams tackles (25 solo).
- 1 carry for 1 yard.
- Played 64 consecutive games to begin his NFL career.

2020 (MIAMI):

- Played in 10 games.
- Inactive for 3 games.
- 1 solo tackle.
- 7 special teams tackles (4 solo).
- 1 carry for 1 yard.

VS. SEATTLE (10/4): 1 solo special teams tackle.

- Made his Dolphins debut.

AT SAN FRANCISCO (10/11): 1 carry for 1 yard.

- Rushed for 1 yard on a fake punt to convert a 4th-and-1 to extend a drive that ended in a Miami TD.

AT DENVER (11/22): 3 special teams tackles (2 solo).

2019 (CINCINNATI):

- Played in all 16 games.
- 13 tackles (12 solo).
- 2 special teams tackles (1 solo).

AT BUFFALO (9/22): 2 solo tackles.

AT BALTIMORE (10/13): 3 solo tackles.

VS. CLEVELAND (12/29): 1 solo tackle and 1 solo special teams tackle.

2018 (CINCINNATI):

- Played in all 16 games with 1 start.
- 22 tackles (18 solo), 1 forced fumble and 1 fumble recovery; 1 fumble return for a TD.
- 13 special teams tackles (5 solo).

AT INDIANAPOLIS (9/9): 10 tackles (9 solo), 1

forced fumble and 1 fumble recovery; 1 fumble return for a game-clinching TD.

- Forced a fumble by TE Jack Doyle in the 4th quarter and returned it 83 yards for a TD.

VS. PITTSBURGH (10/14): 4 tackles (2 solo).

VS. NEW ORLEANS (11/11): 3 solo tackles.

2017 (CINCINNATI):

- Played in all 16 games with 5 starts.
- 42 tackles (22 solo), 1 interception and 2 passes defended.
- 14 special teams tackles (11 solo).

AT CLEVELAND (10/1): 1 interception, 1 pass defended and 2 assisted special teams tackles.

- Intercepted QB DeShone Kizer in the 2nd quarter and returned it for 5 yards.

- It was his 1st career interception.

AT TENNESSEE (11/12): 6 tackles (4 solo) and 1 pass defended.

VS. CHICAGO (12/10): 10 tackles (5 solo) and 1 solo special teams tackle.

2016 (CINCINNATI):

- Played in all 16 games.
- 3 solo tackles.
- 7 special teams tackles (4 solo).

AT N.Y. JETS (9/11): Played but did not record any stats.

- Made his NFL debut.

AT NEW ENGLAND (10/16): 2 special teams tackles (1 solo).

AT BALTIMORE (11/27): 3 solo tackles.

BEFORE THE NFL

COLLEGE (ILLINOIS):

- 2-year letterman and 1-year starter (2014-15).
- Transferred from St. Xavier following his sophomore season (2013).

CAREER (AT ILLINOIS): Played in all 25 games with 13 starts; 191 tackles (102 solo), 2 interceptions, 11 passes defended, 1 forced fumble and 1 fumble recovery; 1 blocked punt return for a TD.

SENIOR (2015 AT ILLINOIS): Started all 12 games; 140 tackles (74 solo), 2 interceptions, 9 passes defended and 1 forced fumble; 1 blocked punt return for a TD.

- His 140 tackles were the most in school history

since 2006.

- His 11.7 tackles per game led the Big Ten and ranked 5th in the nation.
- 2nd-team All-Big Ten.
- Team captain.

REDSHIRT JUNIOR (2014 AT ILLINOIS): Played in all 13 games with 1 start; 51 tackles (28 solo), 2 passes defended and 1 fumble recovery.

JUNIOR (2013 AT ILLINOIS): Redshirted after transferring to Illinois.

SOPHOMORE (2012 AT ST. XAVIER): Started all 13 games; 87 tackles, 1 sack, 3 interceptions, 11 passes defended and 2 fumble recoveries.

- 2nd-team All-Mid-State Football Association.

TRUE FRESHMAN (2011 AT ST. XAVIER): Played in 11 games with 7 starts; 68 tackles (45 solo), 1 sack, 5 interceptions, 14 passes defended, 3 forced fumbles and 4 fumble recoveries; 1 interception

return for a TD; 1 punt return for 16 yards (16.0 avg.); 1 kick return for 20 yards (20.0 avg.) and 1 blocked kick.

HIGH SCHOOL (LEMONT HS – LEMONT, ILL.)

- Also lettered in wrestling and lacrosse.

SENIOR (2010):

- All-state.
- All-conference.
- South Suburban Blue Player of the Year.

JUNIOR (2009):

- All-conference.

OFF THE FIELD

PERSONAL:

- **PRONUNCIATION:** Last name is pronounced FEDGE-uh-lemm.
- **MAJOR:** Communication.

CLAYTON FEJEDELEM'S NFL REGULAR SEASON STATS

YEAR	TEAM	GP	GS	TACKLES					INTERCEPTIONS					FUMBLES	
				TOT	SOLO	ASST	SK	YDS	INT	YDS	LG	TD	PD	FF	FR
2016	CINCINNATI	16	0	3	3	0	0.0	0.0	0	0	0	0	0	0	0
2017	CINCINNATI	16	5	42	22	20	0.0	0.0	1	5	5	0	2	0	0
2018	CINCINNATI	16	1	22	18	4	0.0	0.0	0	0	0	0	0	1	1
2019	CINCINNATI	16	0	13	12	1	0.0	0.0	0	0	0	0	0	0	0
2020	MIAMI	10	0	1	1	0	0.0	0.0	0	0	0	0	0	0	0
NFL TOTALS		74	6	81	56	25	0.0	0.0	1	5	5	0	2	1	1

ADDITIONAL STATS

Special Teams Tackles: (Cincinnati) 7 in 2016, 14 in 2017, 13 in 2018, 2 in 2019, (Miami) 7 in 2020 for total of 43.

Defensive Touchdowns: 1 fumble return in 2018.

Blocked Kicks: 1 punt in 2018.

Rushing: 1 carry for 1 yard in 2020.

SINGLE-GAME CAREER HIGHS

Tackles:	10	Twice, last: at Indianapolis, 9/9/18
Interceptions:	1	at Cleveland, 10/1/17
Passes Defended:	1	Twice, last: at Tennessee, 11/12/17
Forced Fumbles:	1	at Indianapolis, 9/9/18
Fumble Recoveries:	1	at Indianapolis, 9/9/18



50

BLAKE

FERGUSON

LONG SNAPPER // 6-3 // 231 // LSU '20

ACQUIRED: D6, '20

HOMETOWN: SMYRNA, GA. // BORN: 4/21/97

NFL: ROOKIE SEASON // DOLPHINS: ROOKIE SEASON

NFL CAREER

TRANSACTIONS:

- 6th-round pick (185th overall) by Miami in the 2020 NFL draft.

CAREER HIGHLIGHTS:

- Played in 13 career games.
- 1 assisted special teams tackle.

2020 (MIAMI):

- Played in 13 games.
- 1 assisted special teams tackle.

AT NEW ENGLAND (9/13): Played but did not record any stats.

- Made his NFL debut.

VS. L.A. CHARGERS (11/15): Played but did not record any stats.

- K Jason Sanders set a team record for consecutive FGs with 22.

VS. CINCINNATI (12/6): 1 assisted special teams tackle.

BEFORE THE NFL

COLLEGE (LSU):

- 4-year letterman (2016-19).

CAREER: Played in 53 consecutive games at long snapper.

- Became the 1st long snapper in LSU football history to be named a permanent team captain.

SENIOR (2019): Played in all 15 games.

- Team captain.
- Helped his team win the College Football Playoff National Championship.

JUNIOR (2018): Played in all 13 games; 2 special teams tackles.

- 1st-team All-American.
- Team captain.

SOPHOMORE (2017): Played in all 13 games; 1 tackle and 1 forced fumble.

REDSHIRT FRESHMAN (2016): Played in all 12 games.

- Redshirted in 2015.

HIGH SCHOOL (BUFORD HS – BUFORD, GA.)

SENIOR (2014):

- Winner of the Chris Rubio Award (nation's top high school long snapper).

JUNIOR (2013):

- Winner of the Chris Rubio Award (nation's top high school long snapper).

OFF THE FIELD

PERSONAL:

- His brother, Reid Ferguson, is the long snapper for the Buffalo Bills and was the starting long snapper at LSU (2012-15).
- Also earned his Master's in Business Administration during his time at LSU.
- **MAJOR:** Marketing.

BLAKE FERGUSON'S NFL REGULAR SEASON STATS

GAMES/STARTS: 2020: 13/0

NFL TOTALS: 13/0

ADDITIONAL STATS

Special Teams Tackles: (Miami) 1 in 2020.



14

RYAN

FITZPATRICK

QUARTERBACK // 6-2 // 228 // HARVARD '05

ACQUIRED: UFA, '19 (TB)

HOMETOWN: GILBERT, ARIZ. // BORN: 11/24/82

NFL: 16TH SEASON // DOLPHINS: SECOND SEASON

NFL CAREER

TRANSACTIONS:

- Signed by Miami as an unrestricted free agent from Tampa Bay on March 18, 2019.
- Signed by Tampa Bay as an unrestricted free agent from the N.Y. Jets on May 22, 2017.
- Traded from Houston to the N.Y. Jets on March 11, 2015.
- Signed by Houston on March 21, 2014.
- Released by Tennessee on March 14, 2014.
- Signed by Tennessee on March 26, 2013.
- Released by Buffalo on March 12, 2013.
- Signed by Buffalo as an unrestricted free agent from Cincinnati on Feb. 28, 2009.
- Traded from St. Louis to Cincinnati on Sept. 1, 2007.
- 7th-round pick (250th overall) by St. Louis in the 2005 NFL draft.

CAREER HONORS:

- 2019 Dan Marino Team MVP.
- 2019 Don Shula Leadership Award winner, as voted on by his teammates.
- FedEx Air NFL Player of the Week (at New England, 12/29/19).
- AFC Offensive Player of the Week (vs. Cincinnati, 12/22/29).
- NFC Offensive Player of the Week (vs. Philadelphia, 9/16/18).
- NFC Offensive Player of the Week (at New Orleans, 9/9/18).
- FedEx Air NFL Player of the Week (at New Orleans, 9/9/18).
- AFC Offensive Player of the Week (at Buffalo, 9/15/16).
- 2015 Jets Ed Block Courage Award.
- AFC Offensive Player of the Week (vs. New England, 12/27/15).
- AFC Offensive Player of the Week (vs. Tennessee, 12/13/15).
- AFC Offensive Player of the Week (vs. Tennessee, 11/30/14).
- NFC Offensive Player of the Week (at Houston, 11/27/05).

CAREER HIGHLIGHTS:

- Played in 164 career games with 146 starts.
- Completed 3,060-of-5,041 passes (60.7 pct.) for

- 34,795 yards and 222 TDs for a QB rating of 82.1.
- 573 carries for 2,623 yards (4.6 avg.) and 21 TDs.
- 3 receptions for -3 yards (-1.0 avg.).
- Became the 27th player in NFL history to complete 3,000 passes.
- Became the 46th player in NFL history to throw for 30,000 career yards.
- Became the 30th player in NFL history to reach 5,000 pass attempts.
- Has passed for 3,000 yards 5 times.
- Posted 13 consecutive seasons with at least 100 pass attempts.
- 1st player in NFL history to throw a TD pass for 8 different franchises.
- 1st player in NFL history to have a 300-yard passing game for 7 different franchises.
- 1st player in NFL history to win a start with 7 different franchises.
- 1st player in NFL history to throw 4 TD passes in a game with 6 different franchises (Buffalo, Houston, N.Y. Jets, Tennessee, Tampa Bay and Miami).
- Became 1st player in NFL history to beat the same opponent (Jacksonville) as starting QB for 6 different franchises (Cin., Buf., Ten., Hou., NYJ and Mia.).
- Set Dolphins single-game completion percentage record (min. 20 att.) when he completed 18-of-20 (90.0 pct.) passes in win at Jacksonville on Sept. 24, 2020.
- Joined Dan Marino as the only QBs in Dolphins history to throw for 400 yards and 4 TDs in a regular season game when he did so on Dec. 22, 2019 vs. Cincinnati. Marino did it 7 times, the last on Sept. 4, 1994 vs. New England.
- Became the 6th QB in Dolphins history to throw for 3,000 yards in a season when he threw for 3,529 in 2019.
- His 9.6 yards per attempt in 2018 was the 2nd-highest mark by an NFL quarterback since 2000 (min. 225 attempts):

NFL SINGLE-SEASON YARDS PER ATTEMPT LEADERS (SINCE 2000)				
PLAYER	TEAM	YEAR	YDS/ATT.	
1. Kurt Warner	STL	2000	9.9	
2. RYAN FITZPATRICK	TB	2018	9.6	
3. Matt Ryan	Atl.	2016	9.3	
4. Aaron Rodgers	GB	2011	9.2	
5. Peyton Manning	Ind.	2004	9.2	

- His 100.4 QB rating in 2018 set a Buccaneers single-season record (min. 225 attempts):

BUCCANEERS SINGLE-SEASON QB RATING LEADERS			
PLAYER	YEAR	RATE	
1. RYAN FITZPATRICK	2018	100.4	
2. Brian Griese	2004	97.5	
3. Josh Freeman	2010	95.9	
4. Jeff Garcia	2007	94.6	
5. Brad Johnson	2002	92.9	

- His 66.7 completion percentage in 2018 was the 2nd-highest in Buccaneers single-season history:

BUCCANEERS SINGLE-SEASON COMPLETION PERCENTAGE LEADERS				
PLAYER	YEAR	ATT	CMP	PCT
1. Brian Griese	2004	336	233	69.3
2. RYAN FITZPATRICK	2018	246	164	66.7
3. Jeff Garcia	2008	376	244	64.9
4. Jameis Winston	2018	378	244	64.6
5. Jeff Garcia	2007	327	209	63.9

- His 31 TD passes in 2015 set a N.Y. Jets single-season record:

N.Y. JETS SINGLE-SEASON TD PASS LEADERS			
PLAYER	YEAR	TD	
1. RYAN FITZPATRICK	2015	31	
2. Vinny Testaverde	1998	29	
3. Al Dorow	1960	26	
Joe Namath	1967	26	
Mark Sanchez	2011	26	

2020 (MIAMI):

- Played in 8 games with 7 starts.
- Dressed but did not play in 5 games.
- Completed 174-of-254 passes (68.5 pct.) for 1,909 yards and 12 TDs for a QB rating of 93.1.
- 30 carries for 151 yards (5.0 avg.) and 2 TDs.
- 1 reception for 0 yards.
- 1 miscellaneous tackle.
- Serves as a team captain.

VS. BUFFALO (9/20): Completed 31-of-47 passes (66.0 pct.) for 328 yards and 2 TDs for a QB rating of 100.3; 3 carries for 12 yards (4.0 avg.).

- Completed a 2-yard TD pass to WR DeVante Parker in the 1st quarter to tie the game at 7.
- Completed an 8-yard TD pass to TE Mike Gesicki and 2-pt. conversion to WR Preston Williams in the 4th quarter.

AT JACKSONVILLE (9/24): Completed 18-of-20 passes (90.0 pct.) for 160 yards and 2 TDs for a QB rating of 133.3; 7 carries for 38 yards (5.4 avg.) and 1 TD; 1 reception for 0 yards.

- His 90.0 completion percentage set a new franchise record for completion percentage in a game with a minimum of 20 attempts.
- His game-worn jersey from his performance was on display at the Pro Football Hall of Fame.
- Completed a 3-yard TD pass to WR Preston Williams in the 1st quarter.
- Completed a 15-yard TD pass to TE Mike Gesicki in the 2nd quarter to extend the lead to 21-7.
- Rushed for a 1-yard TD in the 3rd quarter to extend the lead to 28-7.

AT SAN FRANCISCO (10/11): Completed 22-of-28 passes (78.6 pct.) for 350 yards and 3 TDs for a QB rating of 154.5; 3 carries for 16 yards (5.3 avg.).

- Completed a 3-yard TD pass to TE Adam Shaheen to put Miami ahead 7-0 in the 1st quarter.
- Completed a 22-yard TD pass to WR DeVante Parker in the 2nd quarter to extend Miami's lead to 21-7.
- Completed a 32-yard TD pass to WR Preston Williams to extend Miami's lead to 37-14 in the 3rd quarter.
- Joined Dan Marino (4 times) as only QBs in team history to throw for 350+ yards, 3+ TDs and no INTs in a game.
- His 154.5 QB rating was 3rd-best in team history (min. 20 att.).

2019 (MIAMI):

- Played in 15 games with 13 starts.
- Dressed but did not play 1 game.
- Completed 311-of-502 passes (62.0 pct.) for 3,529 yards and 20 TDs for a QB rating of 85.5.
- 54 carries for 243 yards (4.5 avg.) and 4 TDs.
- Became the 6th QB in team history to throw for 3,000 yards in a season and first since Ryan Tannehill in 2015.
- Had 4 game-winning drives, all 4 in the final 8 games of the season.
- Had 4 300-yard games in the final 7 contests of the season.
- Served as a team captain.

VS. N.Y. JETS (11/3): Completed 24-of-36 passes for 288 yards (66.7 pct.) and 3 TDs for a QB rating of 118.8; 5 carries for 2 yards (.40 avg.).

- Completed a 12-yard TD pass to WR Preston Williams in the 2nd quarter to tie the game at 7.
- Completed a 17-yard TD pass to WR DeVante Parker in the 2nd quarter to give Miami a 14-7 lead.
- Completed a 5-yard TD pass to WR Preston Williams in the 2nd quarter to put Miami ahead 21-9.
- He became the 1st Dolphins QB since at least 1991 to throw for 3 touchdowns in the 2nd quarter of a game
- Earned his 1st win as starting quarterback of the Dolphins. He has now won a start for his 7th different NFL team – an NFL record.

VS. PHILADELPHIA (12/1): Completed 27-of-39 passes for 365 yards (69.2 pct.) and 3 TDs for a QB rating of 113.7; 3 carries for 2 yards (0.7 avg.).

- Completed a 43-yard TD pass to WR DeVante Parker in the 1st quarter.
- Completed a 17-yard TD pass to WR DeVante Parker in the 3rd quarter.
- Completed a 14-yard TD pass to TE Mike Gesicki in the 3rd quarter.
- It was the 11th 4th quarter comeback win and 19th 300-yard passing game of his career.

VS. CINCINNATI (12/22): Completed 31-of-52 passes (59.6 pct.) for 419 yards and 4 TDs for a QB rating of 103.0; 5 carries for 9 yards (1.8 avg.).

- Completed a 1-yard TD pass to DT Christian Wilkins who recovered his own fumble in the end zone for the score in the 1st quarter.
- Completed a 7-yard TD to WR DeVante Parker in the 1st quarter.

- Completed a 31-yard TD pass to Mike Gesicki in the 2nd quarter.
- Completed a 13-yard TD pass to Mike Gesicki in the 3rd quarter.
- Engineered a 10-play, 51-yard drive at the end of OT to set up the game-winning FG. It was the 16th game-winning drive of his career.
- Joined Dan Marino as the only QBs in team history to throw for 400 yards and 4 TDs in a regular season game. Marino did it 7 times, the last on Sept. 4, 1994 vs. New England.
- Topped 3,000 passing yards for the season. He's the 6th QB in team history to throw for 3,000 yards in a season and first since Ryan Tannehill in 2015. It marks the fifth 3,000-yard passing season of his career.
- His 419 passing yards were the 11th-most in Dolphins history and the most since Ryan Tannehill threw for 431 yards at Arizona on Sept. 30, 2012. He's the sixth player in Dolphins history to throw for 400 yards in a game.

HONORS:

- Recipient of the Dan Marino Team MVP award.
- Don Shula Leadership Award winner, as voted on by his teammates.
- AFC Offensive Player of the Week (vs. Cincinnati, 12/22).
- FedEx Air NFL Player of the Week (at New England, 12/29).

2018 (TAMPA BAY):

- Played in 8 games with 7 starts.
- Dressed but did not play in 6 games.
- Inactive for 2 games.
- Completed 164-of-246 passes (66.7 pct.) for 2,366 yards and 17 TDs for a QB rating of 100.4.
- 36 carries for 152 yards (4.2 avg.) and 2 TDs.
- Became the 1st player in NFL history to have 3 consecutive games with 400-plus passing yards (Week 1, Week 2 and Week 3).
- His 4 games with 400-plus passing yards tied Dan Marino (1984) and Peyton Manning (2013) for the single-season NFL record.

AT NEW ORLEANS (9/9): Completed 21-of-28 passes (75.0 pct.) for 417 yards and 4 TDs for a QB rating of 156.3; 12 carries for 36 yards (3.0 avg.) and 1 TD.

- His 156.3 QB rating was the 2nd-highest in a game in team history.
- Completed a 58-yard TD pass to WR DeSean Jackson in the 1st quarter to tie the game 7-7.
- Connected with WR Mike Evans on a 50-yard TD pass in the 3rd quarter to put Tampa Bay ahead 41-24.

VS. PHILADELPHIA (9/16): Completed 27-of-33 passes (81.8 pct.) for 402 yards and 4 TDs for a QB rating of 144.4; 1 carry for -1 yards (-1.0 avg.).

- His 81.8 completion percentage was the 5th-highest in a game in team history (min. 20 att.).
- Completed a 75-yard TD pass to WR DeSean Jackson to put Tampa Bay ahead 7-0 in the 1st quarter.
- Completed a 75-yard TD pass to TE O.J. Howard in the 2nd quarter.

VS. PITTSBURGH (9/24): Completed 30-of-50

passes (60.0 pct.) for 411 yards and 3 TDs for a QB rating of 81.3; 5 carries for 27 yards (5.4 avg.).

- Completed a 24-yard TD pass to WR Mike Evans in the 4th quarter.

HONORS:

- NFC Offensive Player of the Week (at New Orleans, 9/9).
- FedEx Air NFL Player of the Week (at New Orleans, 9/9).
- NFC Offensive Player of the Week (vs. Philadelphia, 9/16).

2017 (TAMPA BAY):

- Played in 6 games with 3 starts.
- Dressed but did not play in 10 games.
- Completed 96-of-163 passes (58.9 pct.) for 1,103 yards and 7 TDs for a QB rating of 86.0.
- 15 carries for 78 yards (5.2 avg.).

AT ARIZONA (10/15): 22-of-32 passing (68.8 pct.) for 290 yards and 3 TDs for a QB rating of 102.3; 2 carries for 12 yards (6.0 avg.).

- Completed a 37-yard TD pass to WR Mike Evans in the 4th quarter.

AT MIAMI (11/19): 22-of-37 passing (59.5 pct.) for 275 yards and 2 TDs for a QB rating of 100.6; 3 carries for 9 yards (3.0 avg.).

- Hit TE O.J. Howard for a 6-yard TD pass in the 2nd quarter.

2016 (N.Y. JETS):

- Played in 14 games with 11 starts.
- Dressed but did not play in 2 games.
- Completed 228-of-403 passes (56.6 pct.) for 2,710 yards and 12 TDs for a QB rating of 69.6.
- 33 carries for 130 yards (3.9 avg.).

AT BUFFALO (9/15): 24-of-34 passing (70.6 pct.) for 374 yards and 1 TD for a QB rating of 116.5; 5 carries for 21 yards (4.2 avg.).

- Connected with WR Eric Decker on a 5-yard passing TD to give the Jets a 20-7 lead in the 2nd quarter.

VS. NEW ENGLAND (11/27): 22-of-32 passing (68.8 pct.) for 269 yards and 2 TDs for a QB rating of 115.2; 2 carries for 1 yard (0.5 avg.).

- Hit WR Quincy Enunwa for a 22-yard TD pass to give the Jets a 17-13 lead in the 4th quarter.

VS. BUFFALO (1/1): 20-of-30 passing (66.7 pct.) for 210 yards and 2 TDs for a QB rating of 109.0.

- Completed a 6-yard TD pass to WR Jalin Marshall to give the Jets a 17-3 lead in the 3rd quarter.

HONORS:

- AFC Offensive Player of the Week (at Buffalo, 9/15).

2015 (N.Y. JETS):

- Started all 16 games.
- Completed 335-of-562 passes (59.6 pct.) for 3,905 yards and 31 TDs for a QB rating of 88.0.
- 60 carries for 270 yards (4.5 avg.) and 2 TDs.
- His 31 TD passes set a Jets single-season franchise record.
- His 3,905 passing yards were the 2nd-most in a single season in team history.
- Helped lead a Jets offense that set a team record

with 5,896 total yards.

AT N.Y. GIANTS (12/6): 36-of-50 passing (72.0 pct.) for 390 yards and 2 TDs for a QB rating of 107.9; 5 carries for 22 yards (4.4 avg.).

- Hit WR Brandon Marshall for a 9-yard TD pass with 27 seconds remaining to tie the game 20-20.
- Completed a 17-yard pass to WR Eric Decker in overtime to set up a go-ahead field goal.

VS. TENNESSEE (12/13): 21-of-36 passing (58.3 pct.) for 263 yards and 3 TDs for a QB rating of 108.9; 3 carries for 23 yards (7.7 avg.).

- Completed a 69-yard TD pass to WR Brandon Marshall to put the Jets ahead 27-0 in the 2nd quarter.

VS. NEW ENGLAND (12/27): 26-of-41 passing (63.4 pct.) for 296 yards and 3 TDs for a QB rating of 109.4.

- Connected with WR Eric Decker for a 6-yard, game-winning TD pass in overtime.

HONORS:

- AFC Offensive Player of the Week (vs. Tennessee, 12/13).
- AFC Offensive Player of the Week (vs. New England, 12/27).
- 2015 Jets Ed Block Courage Award.

2014 (HOUSTON):

- Started 12 games.
- Dressed but did not play in 2 games.
- Missed the final 2 games after being placed on injured reserve on Dec. 16.
- Completed 197-of-312 passes (63.1 pct.) for 2,483 yards and 17 TDs for a QB rating of 95.3.
- 50 carries for 184 yards (3.7 avg.) and 2 TDs.

AT OAKLAND (9/14): 14-of-19 passing (73.7 pct.) for 139 yards for a QB rating of 129.1.

- Hit WR DeAndre Hopkins for a 12-yard TD pass to give Houston a 24-0 lead in the 3rd quarter.

AT PITTSBURGH (10/20): 21-of-32 passing (65.6 pct.) for 262 yards and 2 TDs for a QB rating of 98.7; 5 carries for 16 yards (3.2 avg.).

- Connected with RB Alfred Blue for an 11-yard TD pass in the 1st quarter that put Houston ahead 7-0.

VS. TENNESSEE (11/30): 24-of-33 passing (72.7 pct.) for 358 yards and 6 TDs for a QB rating of 147.5; 2 carries for 10 yards (5.0 avg.).

- His 6 TD passes were tied for the most by an NFL quarterback in a game that season.

HONORS:

- AFC Offensive Player of the Week (vs. Tennessee, 11/30).

2013 (TENNESSEE):

- Played in 11 games with 9 starts.
- Dressed but did not play in 5 games.
- Completed 217-of-350 passes (62.0 pct.) for 2,454 yards and 14 TDs for a QB rating of 82.0.
- 43 carries for 225 yards (5.2 avg.) and 3 TDs.

VS. JACKSONVILLE (11/10): 22-of-33 passing (66.7 pct.) for 264 yards and 2 TDs for a QB rating of 111.2; 3 carries for 13 yards (4.3 avg.) and 1 TD.

- Completed a 14-yard TD pass to TE Delanie Walker in the 4th quarter.

AT OAKLAND (11/24): 30-of-42 passing (71.4 pct.)

for 320 yards and 2 TDs for a QB rating of 109.2; 5 carries for 26 yards (5.2 avg.).

- Found WR Kendall Wright for a 10-yard TD with 10 seconds remaining to give Tennessee a 23-19 lead.

VS. ARIZONA (12/15): 36-of-58 passing (62.1 pct.) for 402 yards and 4 TDs for a QB rating of 91.3; 3 carries for 22 yards (7.3 avg.).

- Completed a 10-yard TD pass to WR Michael Preston to tie the game 34-34 with 10 seconds remaining.

2012 (BUFFALO):

- Started all 16 games.
- Completed 306-of-505 passes (60.6 pct.) for 3,400 yards and 24 TDs for a QB rating of 83.3.
- 48 carries for 197 yards (4.1 avg.) and 1 TD.
- His 306 completions were the 3rd-most in a single season in team history.

AT CLEVELAND (9/23): 22-of-35 passing (62.9 pct.) for 208 yards and 3 TDs for a QB rating of 107.8; 6 carries for 10 yards (1.7 avg.).

- Completed a 32-yard TD pass to RB C.J. Spiller in the 1st quarter.

VS. NEW ENGLAND (9/30): 22-of-39 passing (56.4 pct.) for 350 yards and 4 TDs for a QB rating of 81.1; 3 carries for 14 yards (4.7 avg.).

- Hit WR Donald Jones for a 68-yard TD pass in the 3rd quarter to give Buffalo a 21-7 lead.

AT NEW ENGLAND (11/11): 27-of-40 passing (67.5 pct.) for 337 yards and 2 TDs for a QB rating of 99.7; 3 carries for 12 yards (4.0 avg.).

- Completed a 2-yard TD pass to WR Donald Jones in the 4th quarter.

2011 (BUFFALO):

- Started all 16 games.
- Completed 353-of-569 passes (62.0 pct.) for 3,832 yards and 24 TDs for a QB rating of 79.1.
- 56 carries for 215 yards (3.8 avg.).
- His 353 completions were the 2nd-most in a single season in team history.
- His 3,832 passing yards were the 3rd-most in a single season in team history.

AT KANSAS CITY (9/11): 17-of-25 passing (68.0 pct.) for 208 yards and 4 TDs for a QB rating of 133.0.

- Completed a 27-yard TD pass to WR Steve Johnson in the 1st quarter.

VS. NEW ENGLAND (9/25): 27-of-40 passing (67.5 pct.) for 369 yards and 2 TDs for a QB rating of 92.6.

- Led an 8-play, 73-yard drive over the final 3:25 to set up a game-winning field goal.

AT N.Y. JETS (11/27): 26-of-39 passing (66.7 pct.) for 264 yards and 3 TDs for a QB rating of 111.5; 5 carries for 34 yards (6.8 avg.).

- Hit WR Brad Smith for a 36-yard TD to tie the game 21-21 in the 3rd quarter.

2010 (BUFFALO):

- Started 13 games.
- Dressed but did not play in 2 games.
- Inactive for 1 game.
- Completed 255-of-441 passes (57.8 pct.) for 3,000

yards and 23 TDs for a QB rating of 81.8.

- 40 carries for 269 yards (6.7 avg.).

VS. JACKSONVILLE (10/10): 20-of-30 passing (66.7 pct.) for 220 yards and 3 TDs for a QB rating of 121.5; 2 carries for 4 yards (2.0 avg.).

- Completed a 45-yard TD pass to WR Lee Evans in the 1st quarter to put Buffalo ahead 7-0.

AT BALTIMORE (10/24): 29-of-43 passing (67.4 pct.) for 382 yards and 4 TDs for a QB rating of 106.9; 4 carries for 20 yards (5.0 avg.).

- Hit WR Steve Johnson for a 33-yard TD pass in the 2nd quarter to give Buffalo a 17-3 lead.

AT CINCINNATI (11/21): 21-of-34 passing (61.8 pct.) for 316 yards and 4 TDs for a QB rating of 107.0; 1 carry for 11 yards.

- Completed a 28-yard TD pass to WR Donald Jones in the 2nd quarter.

2009 (BUFFALO):

- Played in 10 games with 8 starts.
- Dressed but did not play in 5 games.
- Inactive for 1 game.
- Completed 127-of-227 passes (55.9 pct.) for 1,422 yards and 9 TDs for a QB rating of 69.7.
- 31 carries for 141 yards (4.5 avg.) and 1 TD.

AT JACKSONVILLE (11/22): 18-of-31 passing (58.1 pct.) for 297 yards and 1 TD for a QB rating of 74.3; 1 carry for 5 yards.

- Completed a 98-yard TD pass to WR Terrell Owens in the 3rd quarter.
- The 98-yard completion was the longest play from scrimmage in the NFL that season.

VS. MIAMI (11/29): 17-of-26 passing (65.4 pct.) for 246 yards and 1 TD for a QB rating of 92.8; 7 carries for 50 yards (7.1 avg.) and 1 TD.

- Scored on a 31-yard run in the 2nd quarter to tie the game 7-7.
- Hit WR Terrell Owens for a 51-yard TD pass in the 4th quarter.

VS. INDIANAPOLIS (1/3): 16-of-25 passing (64.0 pct.) for 155 yards and 3 TDs for a QB rating of 120.8; 1 carry for 7 yards.

- Completed a 41-yard TD pass to WR Terrell Owens in the 2nd quarter to put Buffalo ahead 21-7.

2008 (CINCINNATI):

- Played in 13 games with 12 starts.
- Dressed but did not play in 3 games.
- Completed 221-of-372 passes (59.4 pct.) for 1,905 yards and 8 TDs for a QB rating of 70.0.
- 60 carries for 304 yards (5.1 avg.) and 2 TDs.

VS. JACKSONVILLE (11/2): 21-of-31 passing (67.7 pct.) for 162 yards and 2 TDs for a QB rating of 88.4; 3 carries for 52 yards (17.3 avg.).

- Completed a 10-yard TD pass to WR Chad Johnson in the 2nd quarter.

VS. PHILADELPHIA (11/16): 29-of-44 passing (65.9 pct.) for 261 yards and 1 TD for a QB rating of 89.3; 5 carries for 9 yards (1.8 avg.).

- Connected with WR T.J. Houshmandzadeh on a 26-yard TD pass in the 2nd quarter to put Cincinnati ahead 10-3.

VS. WASHINGTON (12/14): 16-of-29 passing (55.2 pct.) for 209 yards and 1 TD for a QB rating of

89.6; 11 carries for 29 yards (2.6 avg.) and 1 TD.

- Ran for a 1-yard TD in the 1st quarter to put Cincinnati ahead 7-0.

2007 (ST. LOUIS/CINCINNATI):

- Played in 1 game for Cincinnati.
- Dressed but did not play in 15 games for Cincinnati.
- Traded to Cincinnati from St. Louis on Sept. 1.
- Spent the offseason and training camp with St. Louis.

VS. BALTIMORE (9/10): Played but did not record any stats.

2006 (ST. LOUIS):

- Played in 1 game.
- Inactive for 15 games.
- 3 carries for 0 yards (0.0 avg.).

AT MINNESOTA (12/31): 3 carries for 0 yards (0.0 avg.).

2005 (ST. LOUIS):

- Played in 4 games with 3 starts.
- Dressed but did not play in 2 games.
- Inactive for 10 games.
- Completed 76-of-135 passes (56.3 pct.) for 777 yards and 4 TDs for a QB rating of 58.2.
- 14 carries for 64 yards (4.6 avg.) and 2 TDs.

AT HOUSTON (11/27): 19-of-30 passing (63.3 pct.) for 310 yards and 3 TDs for a QB rating of 117.4; 3 carries for 23 yards (7.7 avg.).

- Made his NFL debut.
- Threw his 1st NFL TD with a 19-yard pass to WR Torry Holt in the 3rd quarter.
- Completed a 56-yard TD pass to WR Kevin Curtis to win the game in overtime.

VS. WASHINGTON (12/4): 21-of-36 passing (58.3 pct.) for 163 yards for a QB rating of 58.0; 5 carries for 22 yards (4.4 avg.) and 1 TD.

- Made his 1st NFL start.
- Scored his 1st NFL rushing TD with a 7-yard run in the 2nd quarter.

AT MINNESOTA (12/11): 26-of-45 passing (57.8 pct.) for 235 yards; 5 carries for 16 yards (3.2 avg.) and 1 TD.

- Ran for a 14-yard TD in the 3rd quarter.

HONORS:

- NFC Offensive Player of the Week (at Houston, 11/27).

BEFORE THE NFL

COLLEGE (HARVARD):

- 4-year letterman (2001-04).

CAREER: Played in 32 games; 384-of-641 passing (59.9 pct.) for 5,234 yards and 39 TDs; 365 carries for 1,487 yards (4.1 avg.) and 16 TDs.

- Finished his career ranked 2nd in school history in completions (384), TD passes (39), passing yards (5,234) and completion percentage (59.9 pct.).

SENIOR (2004): Played in all 10 games; 158-of-276 passing (57.2 pct.) for 1,986 yards and 13 TDs; 118 carries for 448 yards (3.8 avg.) and 5 TDs.

- Ivy League Player of the Year.
- Led team to a 10-0 record and the Ivy League

Championship.

JUNIOR (2003): Played in 7 games; 107-of-178 passing (60.1 pct.) for 1,770 yards and 16 TDs; 109 carries for 430 yards (3.9 avg.) and 6 TDs.

SOPHOMORE (2002): Played in all 10 games; 94-of-150 passing (62.7 pct.) for 1,155 yards and 8 TDs; 115 carries for 523 yards (4.5 avg.) and 5 TDs.

TRUE FRESHMAN (2001): Played in 5 games; 25-of-37 passing (67.6 pct.) for 323 yards and 2 TDs; 23 carries for 86 yards (3.7 avg.).

HIGH SCHOOL (HIGHLAND HS – GILBERT, ARIZ.)

- Also lettered in basketball and track and field.

SENIOR (2000):

- 2nd-team all-state.
- 1st-team all-region.
- Set 12 school records.

JUNIOR (1999):

- Led team to regional title.

OFF THE FIELD

PERSONAL:

- Married to Liza with 7 children.
- **MAJOR:** Economics.

RYAN FITZPATRICK'S NFL REGULAR SEASON PASSING STATS

YEAR	TEAM	GP	GS	ATT	CMP	PCT	YDS	Y/A	TD	INT	LG	SK/YDS	RATE
2005	ST. LOUIS	4	3	135	76	56.3	777	5.8	4	8	56t	9/49	58.2
2006	ST. LOUIS	1	0	0	0	0.0	0	0.0	0	0	0	0/0	39.6
2007	CINCINNATI	1	0	0	0	0.0	0	0.0	0	0	0	0/0	39.6
2008	CINCINNATI	13	12	372	221	59.4	1,905	5.1	8	9	79	38/193	70.0
2009	BUFFALO	10	8	227	127	55.9	1,422	6.3	9	10	98t	21/127	69.7
2010	BUFFALO	13	13	441	255	57.8	3,000	6.8	23	15	65t	24/145	81.8
2011	BUFFALO	16	16	569	353	62.0	3,832	6.7	24	23	60t	22/148	79.1
2012	BUFFALO	16	16	505	306	60.6	3,400	6.7	24	16	68t	30/161	83.3
2013	TENNESSEE	11	9	350	217	62.0	2,454	7.0	14	12	77t	21/109	82.0
2014	HOUSTON	12	12	312	197	63.1	2,483	8.0	17	8	76t	21/83	95.3
2015	N.Y. JETS	16	16	562	335	59.6	3,905	6.9	31	15	69t	19/94	88.0
2016	N.Y. JETS	14	11	403	228	56.6	2,710	6.7	12	17	57	19/81	69.6
2017	TAMPA BAY	6	3	163	96	58.9	1,103	6.8	7	3	41	7/34	86.0
2018	TAMPA BAY	8	7	246	164	66.7	2,366	9.6	17	12	75t	14/76	100.4
2019	MIAMI	15	13	502	311	62.0	3,529	7.0	20	13	51	40/209	85.5
2020	MIAMI	8	7	254	174	68.5	1,909	7.5	12	8	70	14/65	93.1
NFL TOTALS		164	146	5,041	3,060	60.7	34,795	6.9	222	169	98t	299/1574	82.1

RYAN FITZPATRICK'S NFL REGULAR SEASON RUSHING/RECEIVING STATS

YEAR	TEAM	GP	GS	RUSHING					RECEIVING				
				ATT	YDS	AVG	LG	TD	REC	YDS	AVG	LG	TD
2005	ST. LOUIS	4	3	14	64	4.6	14t	2	0	0	0.0	0	0
2006	ST. LOUIS	1	0	3	0	0.0	2	0	0	0	0.0	0	0
2007	CINCINNATI	1	0	0	0	0.0	0	0	0	0	0.0	0	0
2008	CINCINNATI	13	12	60	304	5.1	22	2	1	-3	-3.0	0	0
2009	BUFFALO	10	8	31	141	4.6	31t	1	0	0	0.0	0	0
2010	BUFFALO	13	13	40	269	6.7	22	0	0	0	0.0	0	0
2011	BUFFALO	16	16	56	215	3.8	18	0	0	0	0.0	0	0
2012	BUFFALO	16	16	48	197	4.1	20	1	0	0	0.0	0	0
2013	TENNESSEE	11	9	43	225	5.2	26	3	1	0	0.0	0	0
2014	HOUSTON	12	12	50	184	3.7	16	2	0	0	0.0	0	0
2015	N.Y. JETS	16	16	60	270	4.5	19	2	0	0	0.0	0	0
2016	N.Y. JETS	14	11	33	130	3.9	14	0	0	0	0.0	0	0
2017	TAMPA BAY	6	3	15	78	5.2	15	0	0	0	0.0	0	0
2018	TAMPA BAY	8	7	36	152	4.2	18	2	0	0	0.0	0	0
2019	MIAMI	15	13	54	243	4.5	11	4	0	0	0.0	0	0
2020	MIAMI	8	7	30	151	5.0	10	2	1	0	0.0	0	0
NFL TOTALS		164	146	573	2,623	4.6	31t	21	3	-3	-1.0	0	0

ADDITIONAL STATS

Career Regular Season Record As A Starter: (St. Louis) 0-3 in 2005; (Cincinnati) 4-7-1 in 2008; (Buffalo) 4-4 in 2009; 4-9 in 2010; 6-10 in 2011; 6-10 in 2012; (Tennessee) 3-6 in 2013; (Houston) 6-6 in 2014; (N.Y. Jets) 10-6 in 2015; 3-8 in 2016; (Tampa Bay) 2-1 in 2017, 2-5 in 2018, (Miami) 5-8 in 2019, 4-3 in 2020 for total of 59-86-1.

Miscellaneous Tackles: (Cincinnati) 1 in 2008, (Buffalo) 2 in 2010, 1 in 2011, 2 in 2012, (N.Y. Jets) 1 in 2015, (Miami) 1 in 2020 for total of 8.

SINGLE-GAME CAREER HIGHS

Pass Attempts:	58	twice, last: vs. Philadelphia, 9/27/15
Completions:	36	twice, last: at N.Y. Giants, 12/6/15
Passing Yards:	419	vs. Cincinnati, 12/22/19
TD Passes:	6	vs. Tennessee, 11/30/14
Longest Pass:	98t	at Jacksonville, 11/22/09
Completion Pct.:	90.0	at Jacksonville, 9/24/20
Passer Rating:	156.3	at New Orleans, 9/9/18
Rush Attempts:	12	at New Orleans, 9/9/18
Rushing Yards:	74	vs. N.Y. Jets, 10/3/10
Longest Run:	31t	vs. Miami, 11/29/09
Rushing TDs:	1	20 times, last: at Jacksonville, 9/24/20

FITZPATRICK'S 4TH QUARTER COMEBACK VICTORIES (12)

DATE	OPP	4Q DEFICIT	4Q/OT STATS	FINAL SCORE
1. 11/27/05	at Hou.	10-24	17-13-233-2-0	33-27
2. 11/29/09	vs. Mia.	7-14	8-7-116-1-0	31-14
3. 11/21/10	at Cin.	28-31	5-4-60-2-0	49-31
4. 9/18/11	vs. Oak.	31-35	19-13-122-2-0	38-35
5. 9/25/11	vs. NE	17-24	5-4-127-0-0	34-31
6. 11/24/13	at Oak.	16-19	16-12-96-1-0	23-19
7. 12/22/13	at Jax.	13-16	3-2-32-1-0	20-16
8. 12/6/15	at NYG	10-20	27-18-194-1-0	23-20
9. 12/19/15	at Dal.	9-13	12-10-132-1-0	19-16
10. 11/10/19	at Ind.	10-12	7-4-47-0-1	16-12
11. 12/1/19	vs. Phi.	26-28	16-10-126-0-0	37-31
12. 12/29/19	at NE	20-24	18-12-120-1-0	27-24

FITZPATRICK'S GAME-WINNING DRIVES (17)

DATE	OPP	GW SCORE	TIME LEFT	FINAL SCORE
1. 11/27/05	at Hou.	56-yd pass to Curtis	8:57*	33-27
2. 10/18/09	at NYJ	Lindell 47-yd FG	2:44*	16-13
3. 11/29/09	vs. Mia.	Lindell 56-yd FG	3:35	31-14
4. 11/21/10	at Cin.	11-yd pass to Johnson	14:19	49-31
5. 9/18/11	vs. Oak.	6-yd pass to Nelson	0:18	38-35
6. 9/25/11	vs. NE	Lindell 28-yd FG	0:03	34-31
7. 10/14/12	at Ari.	Lindell 25-yd FG	11:13*	19-16
8. 11/24/13	at Oak.	10-yd pass to Wright	0:15	23-19
9. 12/22/13	at Jax.	30-yd pass to Washington	14:31	20-16
10. 12/6/15	at NYG	Bullock 31-yd FG	8:50*	23-20
11. 12/19/15	at Dal.	Bullock 40-yd FG	0:41	19-16
12. 12/27/15	vs. NE	6-yd pass to Decker	12:27*	26-20
13. 11/19/17	at Mia.	Murray 35-yd FG	0:07	29-20
14. 11/10/19	at Ind.	Sanders 48-yd FG	5:45	16-12
15. 12/1/19	vs. Phi.	Laird 4-yd rush	11:06	37-31
16. 12/22/19	vs. Cin.	Sanders 37-yd FG	0:00*	38-35
17. 12/29/19	at NE	5-yd pass to Gesicki	0:24	27-24

* denotes GWD was in overtime

300-YARD PASSING GAMES (24)

DATE	OPP	ATT	CMP	PCT	YDS	TD	INT	LG RATE
11/27/05	at Hou.	30	19	63.3	310	3	1	56t 117.4
10/24/10	at Bal.	43	29	67.4	382	4	2	43 106.9
11/21/10	at Cin.	34	21	61.8	316	4	2	54 107.0
9/25/11	vs. NE	40	27	67.5	369	2	2	48 92.6
12/18/11	vs. Mia.	47	31	66.0	316	2	3	28 72.7
1/1/12	at NE	46	29	63.0	307	2	4	29 60.7
9/30/12	vs. NE	39	22	56.4	350	4	4	68t 81.1
11/11/12	at NE	40	27	67.5	337	2	1	25 99.7
11/24/13	at Oak.	42	30	71.4	320	2	0	54t 109.2
12/15/13	vs. Ari.	58	36	62.1	402	4	2	33 91.3
11/30/14	vs. Ten.	33	24	72.7	358	6	0	58t 147.5
12/6/15	at NYG	50	36	72.0	390	2	0	28 107.9
9/15/16	at Buf.	34	24	70.6	374	1	0	37 116.5
9/9/18	at NO	28	21	75.0	417	4	0	58t 156.3
9/16/18	vs. Phi.	33	27	81.8	402	4	1	75t 144.4
9/24/18	vs. Pit.	50	30	60.0	411	3	3	51 81.3
11/11/18	vs. Was.	41	29	70.7	406	0	2	29 82.0
11/17/19	vs. Buf.	45	32	71.1	323	0	0	50 91.3
12/1/19	vs. Phi.	39	27	69.2	365	3	1	43t 113.7
12/22/19	vs. Cin.	52	31	59.6	419	4	1	51 103.0
12/29/19	at NE	41	28	68.3	320	1	0	28 99.6
9/20/20	vs. Buf.	47	31	66.0	328	2	0	27 100.3
10/4/20	vs. Sea.	45	29	64.4	315	0	2	26 66.4
10/11/20	at SF	28	22	78.6	350	3	0	70 154.5

2005 GAME-BY-GAME STATS (ST. LOUIS)

DATE	OPPONENT	P/S	ATT	CMP	PCT	YDS	TD	INT	LG	SK/YDS
09/11	at San Francisco					INACTIVE				
09/18	at Arizona					INACTIVE				
09/25	TENNESSEE					INACTIVE				
10/02	at N.Y. Giants					INACTIVE				
10/09	SEATTLE					INACTIVE				
10/17	at Indianapolis					INACTIVE				
10/23	NEW ORLEANS					INACTIVE				
10/30	JACKSONVILLE					INACTIVE				
11/13	at Seattle					INACTIVE				
11/20	ARIZONA					INACTIVE				
11/27	at Houston	1/0	30	19	63.3	310	3	1	56t	5/22
12/04	WASHINGTON	1/1	36	21	58.3	163	0	1	19	3/21
12/11	at Minnesota	1/1	45	26	57.8	235	0	5	20	1/6
12/18	PHILADELPHIA	1/1	24	10	41.7	69	1	1	13	0/0
12/24	SAN FRANCISCO					DID NOT PLAY				
01/01	at Dallas					DID NOT PLAY				
2005 TOTALS		4/3	135	76	56.3	777	4	8	56t	9/49

2006 GAME-BY-GAME STATS (ST. LOUIS)

DATE	OPPONENT	P/S	ATT	CMP	PCT	YDS	TD	INT	LG	SK/YDS
09/10	DENVER					INACTIVE				
09/17	at San Francisco					INACTIVE				
09/24	at Arizona					INACTIVE				
10/01	DETROIT					INACTIVE				
10/08	at Green Bay					INACTIVE				
10/15	SEATTLE					INACTIVE				
10/29	at San Diego					INACTIVE				
11/05	KANSAS CITY					INACTIVE				
11/12	at Seattle					INACTIVE				
11/19	at Carolina					INACTIVE				
11/26	SAN FRANCISCO					INACTIVE				
12/03	ARIZONA					INACTIVE				
12/11	CHICAGO					INACTIVE				
12/17	at Oakland					INACTIVE				
12/24	WASHINGTON					INACTIVE				
12/31	at Minnesota	1/0	0	0	0.0	0	0	0	-	0/0
2006 TOTALS		1/0	0	0	0.0	0	0	0	-	0/0

2007 GAME-BY-GAME STATS (CINCINNATI)

DATE	OPPONENT	P/S	ATT	CMP	PCT	YDS	TD	INT	LG	SK/YDS
09/10	BALTIMORE	1/0	0	0	0.0	0	0	0	-	0/0
09/16	at Cleveland					DID NOT PLAY				
09/23	at Seattle					DID NOT PLAY				
10/01	NEW ENGLAND					DID NOT PLAY				
10/14	at Kansas City					DID NOT PLAY				
10/21	N.Y. JETS					DID NOT PLAY				
10/28	PITTSBURGH					DID NOT PLAY				
11/04	at Buffalo					DID NOT PLAY				
11/11	at Baltimore					DID NOT PLAY				
11/18	ARIZONA					DID NOT PLAY				
11/25	TENNESSEE					DID NOT PLAY				
12/02	at Pittsburgh					DID NOT PLAY				
12/09	ST. LOUIS					DID NOT PLAY				
12/15	at San Francisco					DID NOT PLAY				
12/23	CLEVELAND					DID NOT PLAY				
12/30	at Miami					DID NOT PLAY				
2007 TOTALS		1/0	0	0	0.0	0	0	0	-	0/0

2008 GAME-BY-GAME STATS (CINCINNATI)

DATE	OPPONENT	P/S	ATT	CMP	PCT	YDS	TD	INT	LG	SK/YDS
09/07	at Baltimore					DID NOT PLAY				
09/14	TENNESSEE	1/0	0	0	0.0	0	0	0	-	0/0
09/21	at N.Y. Giants					DID NOT PLAY				
09/28	CLEVELAND	1/1	35	21	60.0	156	1	3	22	3/14
10/05	at Dallas					DID NOT PLAY				
10/12	at N.Y. Jets	1/1	33	20	60.6	152	0	0	16	5/24
10/19	PITTSBURGH	1/1	35	21	60.0	164	1	0	19	7/47
10/26	at Houston	1/1	32	20	62.5	155	0	2	14	2/7
11/02	JACKSONVILLE	1/1	31	21	67.7	162	2	1	22	2/9
11/16	PHILADELPHIA	1/1	44	29	65.9	261	1	0	26t	8/35
11/20	at Pittsburgh	1/1	37	20	54.1	168	1	1	31	1/3
11/30	BALTIMORE	1/1	31	12	38.7	124	0	0	46	3/22
12/07	at Indianapolis	1/1	26	18	69.2	170	0	2	26	4/23
12/14	WASHINGTON	1/1	29	16	55.2	209	1	0	79	2/5
12/21	at Cleveland	1/1	9	5	55.6	55	1	0	20t	0/0
12/28	KANSAS CITY	1/1	30	18	60.0	129	0	0	16	1/4
2008 TOTALS		13/12	372	221	59.4	1905	8	9	79	38/193

2009 GAME-BY-GAME STATS (BUFFALO)

DATE	OPPONENT	P/S	ATT	CMP	PCT	YDS	TD	INT	LG	SK/YDS
09/14	at New England					DID NOT PLAY				
09/20	TAMPA BAY					DID NOT PLAY				
09/27	NEW ORLEANS					DID NOT PLAY				
10/04	at Miami					DID NOT PLAY				
10/11	CLEVELAND					DID NOT PLAY				
10/18	at N.Y. Jets	1/0	25	10	40.0	116	1	1	37t	0/0
10/25	at Carolina	1/1	22	11	50.0	123	1	0	50	2/9
11/01	HOUSTON	1/1	23	15	65.2	117	0	2	24	2/10
11/15	at Tennessee	1/0	7	2	28.6	6	0	1	5	0/0
11/22	at Jacksonville	1/1	31	18	58.1	297	1	2	98t	2/7
11/29	MIAMI	1/1	26	17	65.4	246	1	1	51t	6/39
12/03	N.Y. JETS	1/1	23	9	39.1	98	0	1	38	3/27
12/13	at Kansas City	1/1	20	12	60.0	86	1	1	17	2/13
12/20	NEW ENGLAND	1/1	25	17	68.0	178	1	1	29	4/22
12/27	at Atlanta					INACTIVE				
01/03	INDIANAPOLIS	1/1	25	16	64.0	155	3	0	41t	0/0
2009 TOTALS		10/8	227	127	55.9	1422	9	10	98t	21/127

2010 GAME-BY-GAME STATS (BUFFALO)

DATE	OPPONENT	P/S	ATT	CMP	PCT	YDS	TD	INT	LG	SK/YDS
09/12	MIAMI					DID NOT PLAY				
09/19	at Green Bay					DID NOT PLAY				
09/26	at New England	1/1	28	20	71.4	247	2	2	37t	1/7
10/03	N.Y. JETS	1/1	27	12	44.4	128	2	0	37	3/19
10/10	JACKSONVILLE	1/1	30	20	66.7	220	3	0	45t	3/24
10/24	at Baltimore	1/1	43	29	67.4	382	4	2	43	1/0
10/31	at Kansas City	1/1	48	24	50.0	223	1	1	37	3/32
11/07	CHICAGO	1/1	51	31	60.8	299	1	2	45	1/5
11/14	DETROIT	1/1	24	12	50.0	146	1	0	43	1/7
11/21	at Cincinnati	1/1	34	21	61.8	316	4	2	54	1/8
11/28	PITTSBURGH	1/1	45	23	51.1	265	1	1	65t	2/10
12/05	at Minnesota	1/1	25	15	60.0	158	1	1	28	1/3
12/12	CLEVELAND	1/1	23	14	60.9	142	1	0	35	2/11
12/19	at Miami	1/1	26	16	61.5	223	2	1	29	2/12
12/26	NEW ENGLAND	1/1	37	18	48.6	251	0	3	41	3/7
01/02	at N.Y. Jets					INACTIVE				
2010 TOTALS		13/13	441	255	57.8	3000	23	15	65t	24/145

2011 GAME-BY-GAME STATS (BUFFALO)

DATE	OPPONENT	P/S	ATT	CMP	PCT	YDS	TD	INT	LG	SK/YDS
09/11	at Kansas City	1/1	25	17	68.0	208	4	0	35	1/7
09/18	OAKLAND	1/1	46	28	60.9	264	3	1	19	0/0
09/25	NEW ENGLAND	1/1	40	27	67.5	369	2	2	48	0/0
10/02	at Cincinnati	1/1	34	20	58.8	199	0	0	44	1/9
10/09	PHILADELPHIA	1/1	27	21	77.8	193	1	1	49	1/5
10/16	at N.Y. Giants	1/1	30	21	70.0	244	2	2	60t	3/25
10/30	WASHINGTON	1/1	27	21	77.8	262	2	1	46	2/10
11/06	N.Y. JETS	1/1	31	15	48.4	191	1	2	52	0/0
11/13	at Dallas	1/1	31	20	64.5	146	1	3	21	1/10
11/20	at Miami	1/1	39	20	51.3	209	0	2	31	2/11
11/27	at N.Y. Jets	1/1	39	26	66.7	264	3	0	36t	3/14
12/04	TENNESSEE	1/1	46	29	63.0	288	1	0	29	1/6
12/11	at San Diego	1/1	34	13	38.2	176	0	2	53	1/10
12/18	MIAMI	1/1	47	31	66.0	316	2	3	28	3/25
12/24	DENVER	1/1	27	15	55.6	196	0	0	55	1/5
01/01	at New England	1/1	46	29	63.0	307	2	4	29	2/11
2011 TOTALS		16/16	569	353	62.0	3832	24	23	60t	22/148

2012 GAME-BY-GAME STATS (BUFFALO)

DATE	OPPONENT	P/S	ATT	CMP	PCT	YDS	TD	INT	LG	SK/YDS
09/09	at N.Y. Jets	1/1	32	18	56.3	195	3	3	30	0/0
09/16	KANSAS CITY	1/1	19	10	52.6	178	2	0	49t	0/0
09/23	at Cleveland	1/1	35	22	62.9	208	3	0	32t	1/2
09/30	NEW ENGLAND	1/1	39	22	56.4	350	4	4	68t	3/10
10/07	at San Francisco	1/1	26	16	61.5	126	0	1	20	1/11
10/14	at Arizona	1/1	32	18	56.3	153	0	0	23	2/12
10/21	TENNESSEE	1/1	35	27	77.1	225	3	1	27t	1/9
11/04	at Houston	1/1	38	25	65.8	239	0	0	28	4/9
11/11	at New England	1/1	40	27	67.5	337	2	1	25	3/18
11/15	MIAMI	1/1	27	17	63.0	168	0	0	24	3/7
11/25	at Indianapolis	1/1	33	17	51.5	180	1	1	63	2/11
12/02	JACKSONVILLE	1/1	17	9	52.9	112	2	1	51	0/0
12/09	ST. LOUIS	1/1	33	25	75.8	247	1	1	34	5/27
12/16	SEATTLE	1/1	38	21	55.3	217	1	2	25	3/32
12/23	at Miami	1/1	35	20	57.1	240	1	1	41	2/13
12/30	N.Y. JETS	1/1	26	12	46.2	225	1	0	66t	0/0
2012 TOTALS		16/16	505	306	60.6	3400	24	16	68t	30/161

2013 GAME-BY-GAME STATS (TENNESSEE)

DATE	OPPONENT	P/S	ATT	CMP	PCT	YDS	TD	INT	LG	SK/YDS
09/08	at Pittsburgh					DID NOT PLAY				
09/15	at Houston					DID NOT PLAY				
09/22	SAN DIEGO					DID NOT PLAY				
09/29	N.Y. JETS	1/0	8	3	37.5	108	1	0	77t	0/0
10/06	KANSAS CITY	1/1	41	21	51.2	247	1	2	49t	3/13
10/13	at Seattle	1/1	29	17	58.6	171	0	2	32	3/14
10/20	SAN FRANCISCO					DID NOT PLAY				
11/03	at St. Louis					DID NOT PLAY				
11/10	JACKSONVILLE	1/0	33	22	66.7	264	2	0	40	1/9
11/14	INDIANAPOLIS	1/1	28	22	78.6	222	1	0	42	2/4
11/24	at Oakland	1/1	42	30	71.4	320	2	0	54t	2/8
12/01	at Indianapolis	1/1	37	21	56.8	201	1	3	35	1/16
12/08	at Denver	1/1	24	13	54.2	172	1	1	57	2/14
12/15	ARIZONA	1/1	58	36	62.1	402	4	2	33	3/8
12/22	at Jacksonville	1/1	26	17	65.4	181	1	1	30t	3/17
12/29	HOUSTON	1/1	24	15	62.5	166	0	1	34	1/6
2013 TOTALS		11/9	350	217	62.0	2454	14	12	77t	21/109

2014 GAME-BY-GAME STATS (HOUSTON)

DATE	OPPONENT	P/S	ATT	CMP	PCT	YDS	TD	INT	LG	SK/YDS
09/07	WASHINGTON	1/1	22	14	63.6	206	1	0	76t	0/0
09/14	at Oakland	1/1	19	14	73.7	139	2	0	26	0/0
09/21	at N.Y. Giants	1/1	34	20	58.8	289	1	3	49	2/7
09/28	BUFFALO	1/1	37	25	67.6	268	1	2	35t	3/4
10/05	at Dallas	1/1	25	16	64.0	154	0	1	20	0/0
10/09	INDIANAPOLIS	1/1	23	15	65.2	212	1	0	40	5/16
10/20	at Pittsburgh	1/1	32	21	65.6	262	2	1	32	1/1
10/26	at Tennessee	1/1	35	19	54.3	227	1	0	23	5/34
11/02	PHILADELPHIA	1/1	27	13	48.1	203	2	1	56t	4/21
11/16	at Cleveland		DID NOT PLAY							
11/23	CINCINNATI		DID NOT PLAY							
11/30	TENNESSEE	1/1	33	24	72.7	358	6	0	58t	0/0
12/07	at Jacksonville	1/1	27	13	68.4	135	0	0	28	1/0
12/14	at Indianapolis	1/1	19	13	68.4	135	0	0	28	1/0
12/21	BALTIMORE		INJURED RESERVE							
12/28	JACKSONVILLE		INJURED RESERVE							
2014 TOTALS		12/12	312	197	63.1	2483	17	8	76t	21/83

2015 GAME-BY-GAME STATS (N.Y. JETS)

DATE	OPPONENT	P/S	ATT	CMP	PCT	YDS	TD	INT	LG	SK/YDS
09/13	CLEVELAND	1/1	24	15	62.5	179	2	1	43	0/0
09/21	at Indianapolis	1/1	34	22	64.7	244	2	1	42	1/1
09/27	PHILADELPHIA	1/1	58	35	60.3	283	2	3	26	1/7
10/04	at Miami	1/1	29	16	55.2	218	1	1	58	0/0
10/18	WASHINGTON	1/1	26	19	73.1	253	2	1	35t	0/0
10/25	at New England	1/1	39	22	56.4	295	2	0	29	2/12
11/01	at Oakland	1/1	5	4	80.0	46	0	0	25	0/0
11/08	JACKSONVILLE	1/1	34	21	61.8	272	2	0	44	2/11
11/12	BUFFALO	1/1	34	15	44.1	193	2	2	36	1/3
11/22	at Houston	1/1	39	19	48.7	216	1	2	25	3/19
11/29	MIAMI	1/1	37	22	59.5	277	4	0	47	1/3
12/06	at N.Y. Giants	1/1	50	36	72.0	390	2	0	28	3/17
12/13	TENNESSEE	1/1	36	21	58.3	263	3	0	69t	1/7
12/19	at Dallas	1/1	39	26	66.7	299	1	1	43	2/0
12/27	NEW ENGLAND	1/1	41	26	63.4	296	3	0	48	1/11
01/03	at Buffalo	1/1	37	16	43.2	181	2	3	41	1/3
2015 TOTALS		16/16	562	335	59.6	3905	31	15	69t	19/94

2016 GAME-BY-GAME STATS (N.Y. JETS)

DATE	OPPONENT	P/S	ATT	CMP	PCT	YDS	TD	INT	LG	SK/YDS
09/11	CINCINNATI	1/1	35	19	54.3	189	2	1	24	1/1
09/15	at Buffalo	1/1	34	24	70.6	374	1	0	37	1/4
09/25	at Kansas City	1/1	44	20	45.5	188	0	6	31	0/0
10/02	SEATTLE	1/1	41	23	56.1	261	1	3	41	4/14
10/09	at Pittsburgh	1/1	38	25	65.8	255	1	0	19	3/11
10/17	at Arizona	1/1	31	16	51.6	174	0	1	36	0/0
10/23	BALTIMORE	1/0	14	9	64.3	120	1	0	31	2/15
10/30	at Cleveland	1/1	34	16	47.1	228	1	0	57	2/6
11/06	at Miami	1/1	27	16	59.3	194	1	2	27	3/22
11/13	L.A. RAMS		DID NOT PLAY							
11/27	NEW ENGLAND	1/1	32	22	68.8	269	2	0	40	1/0
12/05	INDIANAPOLIS	1/1	12	5	41.7	81	0	1	40	0/0
12/11	at San Francisco		DID NOT PLAY							
12/17	MIAMI	1/0	10	5	50.0	31	0	1	13	0/0
12/24	at New England	1/0	21	8	38.1	136	0	2	30	0/0
01/01	BUFFALO	1/1	30	20	66.7	210	2	0	51	1/8
2016 TOTALS		14/11	403	228	56.6	2710	12	17	57	19/81

2017 GAME-BY-GAME STATS (TAMPA BAY)

DATE	OPPONENT	P/S	ATT	CMP	PCT	YDS	TD	INT	LG	SK/YDS
09/17	CHICAGO	1/0	1	0	0.0	0	0	0	-	0/0
09/24	at Minnesota					DID NOT PLAY				
10/01	N.Y. GIANTS					DID NOT PLAY				
10/05	NEW ENGLAND					DID NOT PLAY				
10/15	at Arizona	1/0	32	22	68.8	290	3	2	41	2/7
10/22	at Buffalo					DID NOT PLAY				
10/29	CAROLINA					DID NOT PLAY				
11/05	at New Orleans	1/0	15	8	53.3	68	1	0	15	2/10
11/12	N.Y. JETS	1/1	34	17	50.0	187	1	1	22	1/6
11/19	at Miami	1/1	37	22	59.5	275	2	0	29	1/7
11/26	at Atlanta	1/1	44	27	61.4	283	0	0	29	1/4
12/03	at Green Bay					DID NOT PLAY				
12/10	DETROIT					DID NOT PLAY				
12/18	ATLANTA					DID NOT PLAY				
12/24	at Carolina					DID NOT PLAY				
12/31	NEW ORLEANS					DID NOT PLAY				
2017 TOTALS		6/3	163	96	58.9	1103	7	3	41	7/34

2018 GAME-BY-GAME STATS (TAMPA BAY)

DATE	OPPONENT	P/S	ATT	CMP	PCT	YDS	TD	INT	LG	SK/YDS
09/09	at New Orleans	1/1	28	21	75.0	417	4	0	58t	0/0
09/16	PHILADELPHIA	1/1	33	27	81.8	402	4	1	75t	2/9
09/24	PITTSBURGH	1/1	50	30	60.0	411	3	3	51	3/19
09/30	at Chicago	1/1	18	9	50.0	126	0	1	48	2/9
10/14	at Atlanta					DID NOT PLAY				
10/21	CLEVELAND					DID NOT PLAY				
10/28	at Cincinnati	1/0	15	11	73.3	194	2	0	72t	1/0
11/04	at Carolina	1/1	40	24	60.0	243	4	2	31	3/24
11/11	WASHINGTON	1/1	41	29	70.7	406	0	2	29	2/8
11/18	at N.Y. Giants	1/1	21	13	61.9	167	0	3	39	1/7
11/25	SAN FRANCISCO					DID NOT PLAY				
12/02	CAROLINA					DID NOT PLAY				
12/09	NEW ORLEANS					DID NOT PLAY				
12/16	at Baltimore					DID NOT PLAY				
12/23	at Dallas					INACTIVE				
12/30	ATLANTA					INACTIVE				
2018 TOTALS		8/7	246	164	66.7	2366	17	12	75t	14/76

2019 GAME-BY-GAME STATS (MIAMI)

DATE	OPPONENT	P/S	ATT	CMP	PCT	YDS	TD	INT	LG	SK/YDS
09/08	BALTIMORE	1/1	29	14	48.3	185	1	1	49	2/5
09/15	NEW ENGLAND	1/1	21	11	52.4	89	0	3	17	4/23
09/22	at Dallas	1/0	2	2	100.0	29	0	0	25	0/0
09/29	L.A. CHARGERS					DID NOT PLAY				
10/13	WASHINGTON	1/0	18	12	66.7	132	1	0	30	0/0
10/20	at Buffalo	1/1	35	23	65.7	282	1	1	35	0/0
10/28	at Pittsburgh	1/1	34	21	61.8	190	2	2	17	4/20
11/03	N.Y. JETS	1/1	36	24	66.7	288	3	0	34	4/22
11/10	at Indianapolis	1/1	33	21	63.6	169	0	1	21	3/10
11/17	BUFFALO	1/1	45	32	71.1	323	0	0	50	7/43
11/24	at Cleveland	1/1	39	21	53.8	214	2	2	22	4/22
12/01	PHILADELPHIA	1/1	39	27	69.2	365	3	1	43	3/15
12/08	at N.Y. Jets	1/1	37	21	56.8	245	0	1	25	2/5
12/15	at N.Y. Giants	1/1	41	23	56.1	279	2	0	29	3/17
12/22	CINCINNATI	1/1	52	31	59.6	419	4	1	51	2/13
12/29	at New England	1/1	41	28	68.3	320	1	0	28	2/14
2019 TOTALS		15/13	502	311	62.0	3,529	20	13	51	40/209

2020 GAME-BY-GAME STATS (MIAMI)

DATE	OPPONENT	P/S	ATT	CMP	PCT	YDS	TD	INT	LG	SK/YDS
09/13	at New England	1/1	30	20	66.7	191	0	3	21	1/9
09/20	BUFFALO	1/1	47	31	66.0	328	2	0	27	3/17
09/24	at Jacksonville	1/1	20	18	90.0	160	2	0	20	1/4
10/04	SEATTLE	1/1	45	29	64.4	315	0	2	26	1/3
10/11	at San Francisco	1/1	28	22	78.6	350	3	0	70	2/8
10/18	N.Y. JETS	1/1	27	18	66.7	191	3	2	43	2/8
11/01	L.A. RAMS					DID NOT PLAY				
11/08	at Arizona					DID NOT PLAY				
11/15	L.A. CHARGERS					DID NOT PLAY				
11/22	at Denver	1/0	18	12	66.7	117	0	1	25	0/0
11/29	at N.Y. Jets	1/1	39	24	61.5	257	2	0	25	4/16
12/06	CINCINNATI					DID NOT PLAY				
12/13	KANSAS CITY					DID NOT PLAY				
12/20	NEW ENGLAND									
12/26	at Las Vegas									
01/03	at Buffalo									
2020 TOTALS		8/7	254	174	68.5	1,909	12	8	70	14/65



75

ERECK
FLOWERS

GUARD // 6-6 // 343 // MIAMI (FL) '15

ACQUIRED: UFA, '20 (WAS.)

HOMETOWN: MIAMI, FLA. // BORN: 4/25/94

NFL: SIXTH SEASON // DOLPHINS: FIRST SEASON

NFL CAREER

TRANSACTIONS:

- Signed by Miami as an unrestricted free agent from Washington on March 21, 2020.
- Signed by Washington as an unrestricted free agent from Jacksonville on March 18, 2019.
- Signed by Jacksonville on Oct. 12, 2018.
- Waived by the N.Y. Giants on Oct. 9, 2018.
- 1st-round pick (9th overall) by the N.Y. Giants in the 2015 NFL draft.

CAREER HIGHLIGHTS:

- Played in 87 career games with 83 starts.

2020 (MIAMI):

- Started 12 games.
- Inactive for 1 game.

AT JACKSONVILLE (9/24): Started at left guard.

- Protected QB Ryan Fitzpatrick who completed 18-of-20 passes (90.0 pct.) and set a new franchise record for completion percentage in a single game with a minimum of 20 attempts.

AT SAN FRANCISCO (10/11): Started at left guard.

- Protected QB Ryan Fitzpatrick who posted the 3rd-best QB rating (154.5) in team history (min. 20 att.).

VS. CINCINNATI (12/6): Started at left guard.

- Protected QB Tua Tagovailoa and did not allow a sack.
- It was the 1st time the Dolphins did not allow a sack in multiple games in the same season since 2017.

2019 (WASHINGTON):

- Started all 16 games at left guard.

AT PHILADELPHIA (9/8): Started at left guard.

- Made his Redskins debut.

VS. DETROIT (11/24): Started at left guard.

- Helped protect QB Dwayne Haskins, who completed 13-of-29 passes for his 1st NFL win.

VS. PHILADELPHIA (12/15): Started at left guard.

- Helped block for an offense that totaled three touchdowns and 352 total yards.

2018 (JACKSONVILLE/N.Y. GIANTS):

- Played in 6 games with 7 starts at left tackle for Jacksonville.

- Inactive for 1 game with Jacksonville.
- Dressed but did not play 2 games with Jacksonville.
- Signed by Jacksonville on Oct. 12.
- Waived by the N.Y. Giants on Oct. 9.
- Played in 5 games with 2 starts at right tackle for the N.Y. Giants.

VS. JACKSONVILLE (9/9): Started at right tackle.

- Helped block for RB Saquon Barkley, who rushed for a 68-yard TD in his NFL debut.

AT INDIANAPOLIS (11/11): Played but did not record any stats.

- Made his Jaguars debut.

VS. PITTSBURGH (11/18): Started at left tackle.

- Made his 1st Jaguars start.

2017 (N.Y. GIANTS):

- Started 15 games at left tackle.
- Inactive for 1 game.

AT PHILADELPHIA (9/24): Started at left tackle.

- Helped protect QB Eli Manning, who passed for 366 yards and 3 TDs.

VS. PHILADELPHIA (12/17): Started at left tackle.

- Blocked for QB Eli Manning, who threw for 434 yards, the 4th-most of his career.

AT ARIZONA (12/24): Started at left tackle.

- Started in his 44th consecutive game.

2016 (N.Y. GIANTS):

- Started all 16 games at left tackle.
- Helped the team allow just 22 sacks, which was the 3rd-fewest in the NFL that season.

VS. BALTIMORE (10/16): Started at left tackle.

- Helped protect QB Eli Manning, who threw for 403 yards and 3 TDs – including 222 of them to WR Odell Beckham Jr.

VS. PHILADELPHIA (11/6): Started at left tackle.

- Helped keep a clean pocket for QB Eli Manning's 4 TD passes.

POSTSEASON:

NFC WILD CARD AT GREEN BAY (1/8): Started at left tackle.

2015 (N.Y. GIANTS):

- Started 15 games at left tackle.
- Inactive for 1 game.
- Helped the Giants finish 6th in the NFL in scoring (26.3 points per game) and 8th in total yards

(372.0 per game).

- Helped QB Eli Manning set a franchise record with 387 completions and throw for a career-high 35 TD passes.

AT DALLAS (9/13): Started at left tackle.

- Started in his NFL debut.

VS. SAN FRANCISCO (10/11): Started at left tackle.

- Helped the offense total 525 net yards, its most since 2012.

AT NEW ORLEANS (11/1): Started at left tackle.

- Helped the offense total 49 points, its most in a single game since 2012.
- Helped protect QB Eli Manning, who threw for a career-high 6 TD passes.

BEFORE THE NFL

COLLEGE (MIAMI):

- 3-year letterman (2012-14) and 2-year starter.

CAREER: Played in 37 games with 28 starts – 24 at left tackle and 4 at right tackle.

JUNIOR (2014): Played in 12 games with 11 starts;

- 2nd-team All-ACC.

SOPHOMORE (2013): Started all 13 games at left tackle.

TRUE FRESHMAN (2012): Played in all 12 games with 4 starts at right tackle.

HIGH SCHOOL (NORLAND SENIOR HS – MIAMI GARDENS, FLA.)

SENIOR (2011):

- Helped lead team to a 15-0 season and state championship.

OFF THE FIELD

PERSONAL:

- **MAJOR:** Criminology.

ERECK FLOWERS' NFL REGULAR SEASON STATS

GAMES/STARTS: (N.Y. Giants) 2015: 15/15, 2016: 16/16, 2017: 15/15, 2018: 5/2, (Jacksonville) 2018: 8/7, (Washington) 2019: 16/16, (Miami) 2020: 12/12 **NFL TOTALS: 87/83**

ERECK FLOWERS' NFL PLAYOFF STATS

GAMES/STARTS: (N.Y. Giants) 2016: 1/1

PLAYOFF TOTALS: 1/1



NFL CAREER

TRANSACTIONS:

- Signed by Miami as an unrestricted free agent from Dallas on April 27, 2020.
- 6th-round pick (212th overall) by Dallas in the 2016 NFL draft.

CAREER HIGHLIGHTS:

- Played in 56 games with 2 starts.
- 50 tackles (32 solo), 1 sack, 1 pass defended and 1 forced fumble.
- 20 special teams tackles (15 solo).

2020 (MIAMI):

- Played in 12 games.
- Inactive for 1 game.
- 2 tackles (1 solo).
- 3 solo special teams tackles.

AT NEW ENGLAND (9/13): Played but did not record any stats.

- Made his Dolphins debut.

VS. BUFFALO (9/20): 1 solo special teams tackle.

AT JACKSONVILLE (9/24): 2 tackles (1 solo); 1 solo special teams tackle.

2019 (DALLAS):

- Played in 4 games.
- Missed the rest of the season after being placed on injured reserve on Oct. 2.
- 4 tackles (3 solo).
- 1 assisted special teams tackle.

VS. N.Y. GIANTS (9/8): 1 solo tackle; 1 assisted special teams tackle.

AT WASHINGTON (9/15): 1 assisted tackle.

VS. MIAMI (9/22): 2 solo tackles.

2018 (DALLAS):

- Played in all 16 games with 2 starts.
- 16 tackles (11 solo), 1 sack and 1 pass defended.
- 7 special teams tackles (4 solo).

AT CAROLINA (9/9): 7 tackles (4 solo) and 1 pass defended; 1 assisted special teams tackle.

- Made his 1st NFL start.

VS. N.Y. GIANTS (9/16): 4 solo tackles and 1 sack.

- Sacked QB Eli Manning for a loss of 11 yards in the 2nd quarter.

AT WASHINGTON (10/21): 2 tackles (1 solo).

POSTSEASON:

NFC WILD CARD VS. SEATTLE (1/5): Played but did not record any stats.

NFC DIVISIONAL AT L.A. RAMS (1/12): Played but did not record any stats.

2017 (DALLAS):

- Played in 15 games.
- Inactive for 1 game.
- 26 tackles (16 solo) and 1 forced fumble.
- 6 solo special teams tackles.

VS. L.A. RAMS (10/1): 3 tackles (1 solo); 1 solo special teams tackle.

AT SAN FRANCISCO (10/22): 1 solo tackle and 1 forced fumble; 1 solo special teams tackle.

- Forced a WR Trent Taylor fumble on a punt return in the 1st quarter that was recovered by S Xavier Woods.

VS. WASHINGTON (11/30): 6 tackles (3 solo).

2016 (DALLAS):

- Played in 9 games.
- Inactive for 4 games.
- Dressed but did not play for 3 games.
- 2 tackles (1 solo).
- 3 special teams tackles (2 solo).

AT CLEVELAND (11/6): Played but did not record any stats.

- Made his NFL debut.

VS. WASHINGTON (11/24): 1 solo tackle.

VS. TAMPA BAY (12/18): 1 solo special teams tackle.

POSTSEASON:

NFC DIVISIONAL VS. GREEN BAY (1/15): Played but did not record any stats.

BEFORE THE NFL

COLLEGE (CENTRAL MICHIGAN):

- 4-year letterman (2012-15) and 3-year starter.

CAREER: Played in all 51 games with 25 starts; 269 tackles (162 solo), 5 interceptions, 21 passes defended, 3 forced fumbles and 1 fumble recovery; 1 interception return for a TD; 1 blocked kick; 1 punt return for 3 yards.

SENIOR (2015): Started all 13 games; 108 tackles (74 solo), 1 interception, 5 passes defended and 2 forced fumbles; 1 blocked kick; 1 punt return

for 3 yards.

- 2nd-team All-Mid-American Conference.
- His 108 tackles led the team and ranked 9th in the conference.

JUNIOR (2014): Played in all 13 games with 3 starts; 58 tackles (34 solo) and 4 passes defended.

SOPHOMORE (2013): Played in all 12 games with 9 starts; 67 tackles (36 solo), 3 interceptions, 8 passes defended, 1 forced fumble and 1 fumble recovery.

TRUE FRESHMAN (2012): Played in all 13 games; 36 tackles (18 solo), 1 interception and 4 passes defended; 1 interception return for a TD.

HIGH SCHOOL (GRAND RAPIDS CHRISTIAN HS – GRAND RAPIDS, MICH.)

- Also played running back.
- 3-year starter.

- Also lettered in basketball and track and field.

SENIOR (2011): 66 tackles; 858 rushing yards and scored 15 TDs.

- 1st-team all-state.
- All-area.
- All-conference.

JUNIOR (2010):

- All-conference.

OFF THE FIELD

PERSONAL:

- **PRONUNCIATION:** First name is pronounced KAY-von.
- **MAJOR:** Child development.

KAVON FRAZIER'S NFL REGULAR SEASON STATS

NFL Player Career Totals (2016-2020)																
YEAR	TEAM	GP	GS	TACKLES					YDS	INTERCEPTIONS					FUMBLES	
				TOT	SOLO	ASST	SK	INT		YDS	LG	TD	PD	FF	FR	
2016	DALLAS	9	0	2	1	1	0.0	0.0	0	0	0	0	0	0	0	0
2017	DALLAS	15	0	26	16	10	0.0	0.0	0	0	0	0	0	0	1	0
2018	DALLAS	16	2	16	11	5	1.0	11.0	0	0	0	0	0	1	0	0
2019	DALLAS	4	0	4	3	1	0.0	0.0	0	0	0	0	0	0	0	0
2020	MIAMI	12	0	2	1	1	0.0	0.0	0	0	0	0	0	0	0	0
NFL TOTALS		56	2	50	32	18	1.0	11.0	0	0	0	0	0	1	1	0

KAVON FRAZIER'S NFL PLAYOFF STATS

YEAR	TEAM	GP	GS	TACKLES					INTERCEPTIONS					FUMBLES	
				TOT	SOLO	ASST	SK	YDS	INT	YDS	LG	TD	PD	FF	FR
2016	DALLAS	1	0	0	0	0	0.0	0.0	0	0	0	0	0	0	0
2018	DALLAS	2	0	0	0	0	0.0	0.0	0	0	0	0	0	0	0
NFL TOTALS		3	0	0	0	0	0.0	0.0	0	0	0	0	0	0	0

ADDITIONAL STATS

Special Teams Tackles: (Dallas) 3 in 2016, 6 in 2017, 7 in 2018, 1 in 2019, (Miami) 3 in 2020 for total of 20.

SINGLE-GAME CAREER HIGHS

Tackles:	7	at Carolina, 9/9/18
Sacks:	1	vs. N.Y. Giants, 9/16/18
Passes Defended:	1	at Carolina, 9/9/18
Forced Fumbles:	1	at San Francisco, 10/22/17



NFL CAREER

TRANSACTIONS:

- 2nd-round pick (42nd overall) by Miami in the 2018 NFL draft.

CAREER HIGHLIGHTS:

- Played in 45 career games with 21 starts.
- 117 receptions for 1,374 yards (11.7 avg.) and 11 TDs.
- His 602 receiving yards in 2020 are sixth-most by a Dolphins TE in a single season and currently rank 4th in the NFL among tight ends:

NFL TIGHT END RECEIVING LEADERS (2020)					
PLAYER	TEAM	REC	YDS	TDs	
1. Travis Kelce	KC	90	1250	9	
2. Darren Waller	LV	84	817	7	
3. T.J. Hockenson	Det.	58	657	6	
4. MIKE GESICKI	MIA.	44	602	6	
5. Hunter Henry	LAC	55	548	3	

- His 51 receptions and 570 receiving yards in 2019 were both 5th-most among AFC tight ends that season:

AFC TIGHT END RECEIVING LEADERS (2019)					
PLAYER	TEAM	REC	YDS	TDs	
1. Travis Kelce	KC	97	1,229	5	
2. Darren Waller	Oak.	90	1,145	3	
3. Mark Andrews	Bal.	64	852	10	
4. Hunter Henry	LAC	55	652	5	
5. MIKE GESICKI	MIA.	51	570	5	

- His 22 receptions and 202 receiving yards in 2018 were 3rd in team history among rookie tight ends:

DOLPHINS ROOKIE TIGHT END RECEIVING LEADERS					
PLAYER	YEAR	REC	YDS	AVG	
1. Ferrell Edmunds	1988	33	575	17.4	
2. Randy McMichael	2002	39	485	12.4	
3. MIKE GESICKI	2018	22	202	9.2	
4. Joe Rose	1980	13	149	11.5	
5. Donald Lee	2003	7	110	15.7	

2020 (MIAMI):

- Played in 13 games with 9 starts.
- 44 receptions for 602 yards (13.7 avg.) and 6 TDs.

VS. BUFFALO (9/20): 8 receptions for 130 yards (16.3 avg.) and 1 TD.

- His 130 receiving yards set a new Dolphins record for tight ends in a single game.
- It was the 1st 100-yard game of his career.

VS. CINCINNATI (12/6): 9 receptions for 88 yards (9.8 avg.) and 1 TD.

- Caught a 5-yard TD pass from QB Tua Tagovailoa in the 3rd quarter to extend Miami's lead to 13-7.

VS. KANSAS CITY (12/13): 5 receptions for 65 yards (13.0 avg.) and 2 TDs.

- Caught a 7-yard TD pass from QB Tua Tagovailoa in the 1st quarter to give Miami a 7-0 lead.
- Caught a 29-yard TD pass from QB Tua Tagovailoa in the 4th quarter.

2019 (MIAMI):

- Played in all 16 games with 5 starts.
- 51 receptions for 570 yards (11.2 avg.) and 5 TDs.
- His 51 receptions and 570 receiving yards were both 5th-most among AFC tight ends.
- Had 5 TD receptions in the final 6 games, tied for the 2nd-most by any NFL player in that span.

VS. PHILADELPHIA (12/1): 5 receptions for 79 yards (15.8 avg.) and 1 TD.

- Caught a 14-yard TD from QB Ryan Fitzpatrick in the 3rd quarter.

VS. CINCINNATI (12/22): 6 receptions for 82 yards (13.7 avg.) and 2 TDs.

- Caught a 31-yard TD from QB Ryan Fitzpatrick in the 2nd quarter to give Miami a 21-3 lead.
- Caught a 13-yard TD from QB Ryan Fitzpatrick in the 3rd quarter to extend Miami's lead to 28-6.
- It was the 1st multi-score game of his career.

AT NEW ENGLAND (12/29): 4 receptions for 34 yards (8.5 avg.) and 1 TD.

- Caught a game-winning 5-yard TD pass from QB Ryan Fitzpatrick with 24 seconds remaining.

2018 (MIAMI):

- Played in all 16 games with 7 starts.
- 22 receptions for 202 yards (9.2 avg.).
- His 22 receptions and 202 receiving yards were 3rd in team history among rookie tight ends.

VS. TENNESSEE (9/9): 1 reception for 11 yards (11.0 avg.).

- Caught an 11-yard pass from QB Ryan Tannehill for his 1st career reception.
- Made NFL debut.

VS. OAKLAND (9/23): 3 receptions for 31 yards (10.3 avg.).

VS. DETROIT (10/21): 3 receptions for 44 yards (14.7 avg.)

BEFORE THE NFL

COLLEGE (PENN STATE):

- 4-year letterman (2014-17) and 3-year starter.

CAREER: Played in 51 games with 36 starts; 129 receptions for 1,481 yards (11.5 avg.) and 15 TDs.

- Finished his career with at least 1 reception in 27 straight games.
- His 129 receptions were 9th overall in Penn State history and the most among tight ends.
- His 1,481 receiving yards were the most in Penn State history by a tight end and 17th by a player at any position.
- His 15 receiving TDs were the most in Penn State history by a tight end and 9th by a player at any position.

SENIOR (2017): Started all 13 games; 57 receptions for 563 yards (9.9 avg.) and 9 TDs.

- 2nd-team All-American.
- 1st-team All-Big Ten.
- Finalist for the John Mackey Award (nation's top tight end).
- His 9 receiving TDs were 3rd in the Big Ten and the most by a tight end in Penn State history.
- His 4.4 receptions per game were 6th in the Big Ten.
- Finished 3rd in receptions (57), 4th in receiving TDs (9) and 5th in receiving yards (563) among FBS tight ends.
- Caught a TD pass in 5 straight games.

JUNIOR (2016): Started all 14 games; 48 receptions for 679 yards (14.2 avg.) and 5 TDs.

- 3rd-team All-American.
- 2nd-team All-Big Ten.
- His 48 receptions led the Big Ten and were 7th nationally among tight ends.
- His 679 receiving yards led all Big Ten tight ends, were 7th nationally at the position and set a single-season tight end school record.

SOPHOMORE (2015): Played in 11 games with 8 starts; 13 receptions for 125 yards (9.6 avg.) and 1 TD.

TRUE FRESHMAN (2014): Played in all 13 games with 1 start; 11 receptions for 114 yards (10.4 avg.).

- Big Ten All-Freshman Team.

HIGH SCHOOL (SOUTHERN REGIONAL HS – MANAHAWKIN, N.J.)

- Became the school's all-time leading receiver with 103 receptions for 1,817 yards (17.6 avg.) and 16 TDs.
- Also played basketball and volleyball.
- Became the school's all-time leading scorer in basketball with 1,867 points.
- Won the state's 2014 dunk contest.
- Helped his school win a state title in basketball.

SENIOR (2013): 33 receptions for 530 yards (16.1 avg.) and 4 TDs.

- All-American.
- All-state.

JUNIOR (2012): 50 receptions for 954 yards (19.1 avg.) and 9 TDs.

- Helped his team finish as state runner-ups.

SOPHOMORE (2011): 16 receptions for 276 yards (17.3 avg.) and 3 TDs.

OFF THE FIELD

COMMUNITY:

- In 2019, volunteered at the annual Dolphins holiday gift event through Football Unites and spent time with the 200 members of South Florida families.

PERSONAL:

- **PRONUNCIATION:** Last name is pronounced guh-sick-EE.
- **MAJOR:** Advertising and public relations.

MIKE GESICKI'S NFL REGULAR SEASON STATS

YEAR	TEAM	GP	GS	RECEIVING				TD	RUSHING				
				REC	YDS	AVG	LG		ATT	YDS	AVG	LG	TD
2018	MIAMI	16	7	22	202	9.2	27	0	0	0	0.0	0	0
2019	MIAMI	16	5	51	570	11.2	34	5	0	0	0.0	0	0
2020	MIAMI	13	9	44	602	13.7	70	6	0	0	0.0	0	0
NFL TOTALS		45	21	117	1,374	11.7	70	11	0	0	-	0	0

ADDITIONAL STATS

Miscellaneous Tackles: 1 in 2018, 2 in 2019 for total of 3.

SINGLE-GAME CAREER HIGHS

Receptions:	9	vs. Cincinnati, 12/6/20
Receiving Yards:	130	vs. Buffalo, 9/20/20
Longest Reception:	70	at San Francisco, 10/11/20
Receiving TDs:	2	Twice, last: vs. Kansas City, 12/13/20

2018 GAME-BY-GAME STATS (MIAMI)

DATE	OPPONENT	P/S	REC	YDS	AVG	LG	TD
09/09	TENNESSEE	1/1	1	11	11.0	11	0
09/16	at N.Y. Jets	1/0	0	0	0.0	-	0
09/23	OAKLAND	1/0	3	31	10.3	19	0
09/30	at New England	1/0	1	9	9.0	9	0
10/07	at Cincinnati	1/1	3	26	8.7	16	0
10/14	CHICAGO	1/0	1	11	11.0	11	0
10/21	DETROIT	1/0	3	44	14.7	27	0
10/25	at Houston	1/1	4	14	3.5	10	0
11/04	N.Y. JETS	1/0	0	0	0.0	-	0
11/11	at Green Bay	1/0	1	5	5.0	5	0
11/25	at Indianapolis	1/1	1	5	5.0	5	0
12/02	BUFFALO	1/0	0	0	0.0	-	0
12/09	NEW ENGLAND	1/1	0	0	0.0	-	0
12/16	at Minnesota	1/1	2	23	11.5	14	0
12/23	JACKSONVILLE	1/0	1	5	5.0	5	0
12/30	at Buffalo	1/1	1	18	18.0	18	0
2018 TOTALS		16/7	22	202	9.2	27	0

2020 GAME-BY-GAME STATS (MIAMI)

DATE	OPPONENT	P/S	REC	YDS	AVG	LG	TD
09/13	at New England	1/1	3	30	10.0	18	0
09/20	BUFFALO	1/1	8	130	16.3	27	1
09/24	at Jacksonville	1/1	1	15	15.0	15t	1
10/04	SEATTLE	1/0	1	15	15.0	15	0
10/11	at San Francisco	1/0	5	91	18.2	70	0
10/18	N.Y. JETS	1/1	0	0	0.0	0	0
11/01	L.A. RAMS	1/0	1	8	8.0	8	0
11/08	at Arizona	1/1	3	42	14.0	19	0
11/15	L.A. CHARGERS	1/0	2	40	20.0	23	0
11/22	at Denver	1/1	4	43	10.8	25	0
11/29	at N.Y. Jets	1/1	2	35	17.5	22	1
12/06	CINCINNATI	1/1	9	88	9.8	20	1
12/13	KANSAS CITY	1/1	5	65	13.0	29t	2
12/20	NEW ENGLAND						
12/26	at Las Vegas						
01/03	at Buffalo						
2020 TOTALS		13/9	44	602	13.7	70	6

2019 GAME-BY-GAME STATS (MIAMI)

DATE	OPPONENT	P/S	REC	YDS	AVG	LG	TD
09/08	BALTIMORE	1/0	2	31	15.5	26	0
09/15	NEW ENGLAND	1/0	1	11	11.0	11	0
09/22	at Dallas	1/0	3	9	3.0	5	0
09/29	L.A. CHARGERS	1/1	0	0	0.0	-	0
10/13	WASHINGTON	1/0	3	51	17.0	30	0
10/20	at Buffalo	1/0	4	41	10.3	17	0
10/28	at Pittsburgh	1/0	2	10	5.0	5	0
11/03	N.Y. JETS	1/0	6	95	15.8	34	0
11/10	at Indianapolis	1/1	3	28	9.3	12	0
11/17	BUFFALO	1/0	4	18	4.5	10	0
11/24	at Cleveland	1/0	3	28	9.3	11t	1
12/01	PHILADELPHIA	1/1	5	79	15.8	21	1
12/08	at N.Y. Jets	1/1	1	6	6.0	6	0
12/15	at N.Y. Giants	1/0	4	47	11.8	24	0
12/22	CINCINNATI	1/1	6	82	13.7	31t	2
12/29	at New England	1/0	4	34	8.5	14	1
2019 TOTALS		16/5	51	570	11.2	34	5



NFL CAREER

TRANSACTIONS:

- 6th-round pick (186th overall) by Miami in the 2016 NFL draft.

CAREER HONORS:

- AFC Special Teams Player of the Week (vs. L.A. Rams, 11/1/20).
- AFC Special Teams Player of the Week (vs. Tennessee, 9/9/18).

CAREER HIGHLIGHTS:

- Played in 65 career games with 7 starts.
- 84 receptions for 965 yards (11.5 avg.) and 5 TDs.
- 12 carries for 43 yards (3.6 avg.) and 1 TD.
- 87 kickoff returns for 2,160 yards (24.8 avg.) and 2 TDs.
- 92 punt returns for 912 (9.9 avg.) and 3 TDs.
- 4 special teams tackles (3 solo).
- 6 miscellaneous tackles.
- Franchise record holder with 5 special teams return TDs.
- Franchise record holder with 3 punt return TDs.
- His 2,160 career kickoff return yards are 6th in Dolphins history.
- His 916 career punt return yards are 5th in Dolphins history.

DOLPHINS ALL-TIME PUNT RETURN YARDAGE LEADERS

PLAYER	YEARS	NO.	YARDS
1. Jake Scott	1970-75	127	1,330
2. Wes Welker	2004-06	127	1,232
3. Davone Bess	2008-12	115	1,196
4. O.J. McDuffie	1993-01	127	1,127
5. JAKEEM GRANT	2016-20	92	912

- His 323 punt return yards in 2020 lead the NFL:

NFL PUNT RETURN YARDAGE LEADERS (2020)

PLAYER	TEAM	NO.	YARDS
1. JAKEEM GRANT	MIAMI	28	323
2. Gunner Olszewski	New England	14	289
3. Ray-Ray McCloud	Pittsburgh	23	263
4. Andre Roberts	Buffalo	22	254
5. Kalif Raymond	Tennessee	23	208

- His 88-yard punt return TD vs. the L.A. Rams on 11/1/20 was the longest in team history.
- Posted his 1st kickoff return TD (102 yards) vs. Tennessee on 9/9/18. It was the 2nd-longest

kickoff return in franchise history.

- Joined RB Kenyan Drake in 2016 as the 2nd pair of Dolphins rookies to have a kickoff and punt returned for a TD in the same season. It was just the 4th time in NFL history two different rookies on the same team combined for a kickoff and punt return for TD in the same season.
- Was 1 of just 2 NFL players (Andre Roberts) to return 2 kicks for TDs - 1 punt and 1 kickoff in 2018.
- At the time of his injury in 2018, was leading the NFL with 535 kickoff return yards and 4th with 228 punt return yards.

2020 (MIAMI):

- Played in 13 games with 3 starts.
- 31 receptions for 330 yards (10.6 avg.) and 1 TD.
- 3 carries for 20 yards (6.7 avg.).
- 6 kickoff returns for 129 yards (21.5 avg.).
- 28 punt returns for 323 yards (11.5 avg.) and 1 TD.
- 4 miscellaneous tackles.
- 1 special teams fumble recovery.

VS. L.A. RAMS (11/1): 1 reception for 15 yards; 1 kickoff return for 45 yards; 1 punt return for 88 yards and a TD.

- His 88-yard punt return TD in the 2nd quarter was the longest in team history.
- The punt return TD was the 3rd of his career, setting a new franchise record.
- Became the 1st NFL player since 2002 (Baltimore's Lamont Brightful) to have an 88+ yard punt return and 45+ yard kickoff return in the same game.

AT ARIZONA (11/8): 4 receptions for 35 yards (8.8 avg.); 1 kickoff return for 15 yards; 1 punt return for 10 yards.

VS. L.A. CHARGERS (11/15): 4 receptions for 43 yards (10.8 avg.) and 1 TD; 3 punt returns for 57 yards (19.0 avg.).

- Caught a 3-yard TD pass from QB Tua Tagovailoa in the 1st quarter to extend Miami's lead to 14-0.

HONORS:

- AFC Special Teams Player of the Week (vs. L.A. Rams, 11/1).

2019 (MIAMI):

- Played in 10 games with 2 starts.
- Inactive for 1 game.
- Missed the rest of the season after being placed

on injured reserve on Nov. 27.

- 19 receptions for 164 yards (8.6 avg.).
- 4 carries for 5 yards (1.2 avg.) and 1 TD.
- 23 kickoff returns for 578 yards (25.1 avg.) and 1 TD.
- 5 punt returns for 6 yards (1.2 avg.).
- 1 miscellaneous tackle.

AT PITTSBURGH (10/28): 2 receptions for 32 yards (16.0 avg.); 4 kickoff returns for 83 yards (20.8 avg.).

VS. N.Y. JETS (11/3): 3 receptions for 33 yards (11.0 avg.); 3 kickoff returns for 36 yards (12.0 avg.).

VS. BUFFALO (11/17): 3 receptions for 32 yards (10.7 avg.); 1 carry for 7 yards and 1 TD; 5 kickoff returns for 198 yards (39.6 avg.) and 1 TD.

- Returned a kickoff 101 yards for a TD with 1:09 remaining in the 1st half.
- He became the franchise record holder with 4 special teams return TDs.
- His 198 kickoff return yards were tied for 6th-most in team history and most in a game since 2009 (Ted Ginn Jr.).

2018 (MIAMI):

- Played in 10 games with 2 starts.
- Inactive for 1 game.
- Missed the rest of the season after being placed on injured reserve on Nov. 28.
- 21 receptions for 268 yards (12.8 avg.) and 2 TDs.
- 1 carry for 5 yards (5.0 avg.).
- 18 kickoff returns for 535 yards (29.7 avg.) and 1 TD.
- 14 punt returns for 228 yards (16.3 avg.) and 1 TD.
- 1 miscellaneous tackle.
- Was 1 of just 2 NFL players (Andre Roberts) to return 2 kicks for TDs - 1 punt and 1 kickoff.
- At the time of his injury, was leading the NFL with 535 kickoff return yards and 4th with 228 punt return yards.

VS. TENNESSEE (9/9): 5 receptions for 38 yards (7.6 avg.); 1 punt return for -1 yards (-1.0 avg.); 2 kickoff returns for 125 yards (62.5 avg.) and 1 TD.

- Returned a kickoff 102 yards for a TD in the 4th quarter to give Miami a 17-10 lead. It was his 1st career kickoff return for a TD and the 2nd-longest in franchise history (Mercury Morris, 105t, 9/14/69 at Cincinnati).

VS. OAKLAND (9/23): 2 receptions for 70 yards (35.0 avg.) and 2 TDs; 4 kickoff returns for 105 yards (26.3 avg.).

- Scored on an 18-yard shovel pass from QB Ryan Tannehill in the 3rd quarter.
- Caught a 52-yard TD pass from WR Albert Wilson to put Miami ahead 21-17 with 7:18 remaining in the game.
- It was the first multi-TD game of his career.

AT CINCINNATI (10/7): 3 punt returns for 85 yards (28.3 avg.) and 1 TD; 3 kickoff returns for 89 yards (29.7 avg.).

- Returned a punt 71 yards for a TD in the 2nd quarter to extend Miami's lead 14-0. It was his 2nd career punt return for a TD.
- Became the 1st player in Dolphins history to score on a reception, kickoff return and punt return in the same season.

- Became the 2nd player in NFL history (Dante Hall, 2003) with a 100+ yard kickoff return touchdown, 70+ yard punt return touchdown and 50+ yard touchdown catch in the same season.

HONORS:

- AFC Special Teams Player of the Week (vs. Tennessee, 9/9).

2017 (MIAMI):

- Played in all 16 games.
- 13 receptions for 203 yards (15.6 avg.) and 2 TDs.
- 3 carries for 12 yards (4.0 avg.).
- 21 kickoff returns for 479 yards (22.8 avg.).
- 25 punt returns for 190 yards (7.6 avg.).
- 1 assisted special teams tackle.

AT N.Y. JETS (9/24): 1 reception for 12 yards.

- Reeled in his first NFL reception.

VS. NEW ENGLAND (12/11): 2 receptions for 42 yards (21.0 avg.) and 1 TD.

- Hauled in a 25-yard TD pass from QB Jay Cutler to give Miami a 20-10 lead.
- It was his first NFL TD reception.

AT KANSAS CITY (12/24): 4 receptions for 107 yards (26.8 avg.) and 1 TD.

- Scored on a 65-yard TD reception in the 2nd quarter from QB Jay Cutler.
- Totaled 101 receiving yards in the 1st half.
- It was the 1st 100-yard game of his career.

2016 (MIAMI):

- Played in all 16 games.
- 1 carry for 1 yard.
- 19 kickoff returns for 439 yards (23.1 avg.).
- 20 punt returns for 165 yards (8.3 avg.) and 1 TD.
- 1 solo special teams tackle.
- Joined RB Kenyan Drake as the 2nd pair of Dolphins rookies to have a kickoff and punt returned for a TD in the same season. It was just the 4th time in NFL history two different rookies on the same team combined for a kickoff and punt return for TD in the same season.

AT SEATTLE (9/11): 3 punt returns for 16 yards (5.3 avg.); 2 kickoff returns for 67 yards (33.5 avg.).

- Made his NFL debut.

VS. TENNESSEE (10/9): 1 punt return for 74 yards and 1 TD; 2 kickoff returns for 47 yards (23.5 avg.).

- His 74-yard TD was the 7th-longest punt return in team history and 3rd-longest by a rookie.

POSTSEASON:

AFC WILD CARD AT PITTSBURGH (1/8): 1 kickoff return for 18 yards.

BEFORE THE NFL

COLLEGE (TEXAS TECH):

- 4-year letterman (2012-15) and 3-year starter.

CAREER: Played in 50 games with 32 starts; 255 receptions for 3,289 yards (12.9 avg.) and 27 TDs; 33 carries for 199 yards (6.0 avg.) and 2 TDs; 87 kickoff returns for 2,169 yards (24.9 avg.) and 4 TDs.

- Left as the school's all-time leading receiver with 3,289 yards.

SENIOR (2015): Played in all 13 games with 10 starts; 90 receptions for 1,268 yards (14.1 avg.)

and 10 TDs; 8 carries for 68 yards (8.5 avg.) and 2 TDs; 36 kickoff returns for 1,017 yards (26.1 avg.) and 2 TDs.

- His 181.0 all-purpose yards per game was 4th nationally, led the Big 12 and was a single-season school record.
- His 1,017 kickoff return yards were 4th nationally and led the Big 12.
- His 2 kickoff return TDs were 5th nationally and tied for the most in the Big 12.
- His 6.9 receptions per game were 2nd in the Big 12 and his 1,268 receiving yards were 4th.
- All-American as a kickoff returner/all-purpose player.
- 1st-team All-Big 12.

JUNIOR (2014): Played in all 12 games with 11 starts; 67 receptions for 938 yards (14.0 avg.) and 7 TDs; 5 carries for 35 yards (7.0 avg.); 23 kickoff returns for 515 yards (22.4 avg.).

- Led the team with 67 receptions and 938 receiving yards.
- Was the only Big 12 player with at least 900 receiving and 500 kickoff return yards.
- His 67 receptions were 4th in the Big 12.
- Honorable mention All-Big 12.

SOPHOMORE (2013): Played in 12 games with 8 starts; 65 receptions for 796 yards (12.2 avg.) and 7 TDs; 12 carries for 77 yards (6.4 avg.); 19 kickoff returns for 400 yards (21.1 avg.).

- His 65 receptions were 5th in the Big 12 and his

796 receiving yards were 6th.

- Honorable mention All-Big 12.

REDSHIRT FRESHMAN (2012): Played in all 13 games with 3 starts; 33 receptions for 287 yards (9.7 avg.) and 3 TDs; 8 carries for 19 yards (2.4 avg.); 6 kickoff returns for 237 yards (39.5 avg.) and 2 TDs.

- All-Big 12 Freshman Team.
- Redshirted in 2011.

HIGH SCHOOL (MESQUITE HS – MESQUITE, TEXAS)

- Also earned all-state honors in track and field.

SENIOR (2010): 79 receptions for 1,306 yards (16.5 avg.) and 13 TDs; 66 carries for 516 yards (7.8 avg.) and 9 TDs.

- All-state.
- All-area.

OFF THE FIELD

COMMUNITY:

- Supported the 2019 DCC bike ride by signing autographs for fans.
- Participated in the 2019 spring break youth football camp.

PERSONAL:

- **MAJOR:** Exercise and sport sciences.

JAKEEM GRANT'S NFL REGULAR SEASON STATS

YEAR	TEAM	GP	GS	RECEIVING				LG	TD	RUSHING				
				REC	YDS	AVG				ATT	YDS	AVG	LG	TD
2016	MIAMI	16	0	0	0	0.0	0	0	2	1	1	1.0	1	0
2017	MIAMI	16	0	13	203	15.6	65t	2	2	3	12	4.0	7	0
2018	MIAMI	10	2	21	268	12.8	52t	2	1	5	5.0	5	5	0
2019	MIAMI	10	2	19	164	8.6	18	0	4	5	1.3	7t	1	1
2020	MIAMI	13	3	31	330	10.6	30	1	1	3	20	6.7	29	0
NFL TOTALS		65	7	84	965	11.5	65t	5	5	12	43	3.6	29	1

JAKEEM GRANT'S NFL REGULAR SEASON RETURNING STATS

		KICKOFF RETURN					PUNT RETURN					
YEAR	TEAM	KR	YDS	AVG	LG	TD	PR	FC	YDS	AVG	LG	TD
2016	MIAMI	19	439	23.1	45	0	20	3	165	8.3	74	1
2017	MIAMI	21	479	22.8	31	0	25	11	190	7.6	27	0
2018	MIAMI	18	535	29.7	102	1	14	6	228	16.3	71	1
2019	MIAMI	23	578	25.1	101	1	5	0	6	1.2	5	0
2020	MIAMI	6	129	21.5	45	0	28	7	323	11.5	88	1
NFL TOTALS		87	2,160	24.8	102	2	92	27	912	9.9	88	3

JAKEEM GRANT'S NFL PLAYOFF STATS

YEAR	TEAM	GP	GS	RECEIVING				LG	TD	RUSHING				
				REC	YDS	AVG				ATT	YDS	AVG	LG	TD
2016	MIAMI	1	0	0	0	0.0	0	0	0	0	0	0.0	0	0
PLAYOFF TOTALS		1	0	0	0	0.0	0	0	0	0	0	0.0	0	0

JAKEEM GRANT'S NFL PLAYOFF RETURNING STATS

		KICKOFF RETURN					PUNT RETURN					
YEAR	TEAM	KR	YDS	AVG	LG	TD	PR	FC	YDS	AVG	LG	TD
2016	MIAMI	1	18	18.0	18	0	0	0	0	0.0	-	0
NFL TOTALS		1	18	18.0	18	0	0	0	0	0.0	-	0

ADDITIONAL STATS

Special Teams Tackles: 1 in 2016, 1 in 2017 and 1 in 2019 for total of 3.

Special Teams Fumble Recoveries: 3 in 2016, 2 in 2017 and 1 in 2020 for total of 6.

Miscellaneous Tackles: 1 in 2018, 1 in 2019, 4 in 2020 for total of 6.

Defensive Tackles: 1 in 2019.

SINGLE-GAME CAREER HIGHS

Receptions:	5	vs. Tennessee, 9/9/18
Receiving Yards:	107	at Kansas City, 12/24/17
Longest Reception:	65t	at Kansas City, 12/24/17
Receiving TDs:	1	twice, last: at Kansas City, 12/24/17
Punt Returns:	6	vs. N.Y. Jets, 10/18/20
Punt Return Yards:	88	vs. L.A. Rams, 11/1/20
Longest Punt Return:	88t	vs. L.A. Rams, 11/1/20
Punt Return TDs:	1	3 times, last: vs. L.A. Rams, 11/1/20
Kickoff Returns:	5	Twice, last: vs. Buffalo, 11/17/19
Kickoff Return Yards:	198	vs. Buffalo, 11/17/19
Longest Kickoff Return:	102t	vs. Tennessee, 9/9/18
Kickoff Return TDs:	1	Twice, last: vs. Buffalo, 11/17/19

100-YARD RECEIVING GAMES (1)

DATE	OPPONENT	REC	YDS	AVG	LG	TD
12/24/17	at Kansas City	4	107	26.8	65t	1

2016 GAME-BY-GAME STATS (MIAMI)

DATE	OPPONENT	P/S	REC	YDS	AVG	LG	TD
09/11	at Seattle	1/0	0	0	0.0	-	0
09/18	at New England	1/0	0	0	0.0	-	0
09/25	CLEVELAND	1/0	0	0	0.0	-	0
09/29	at Cincinnati	1/0	0	0	0.0	-	0
10/09	TENNESSEE	1/0	0	0	0.0	-	0
10/16	PITTSBURGH	1/0	0	0	0.0	-	0
10/23	BUFFALO	1/0	0	0	0.0	-	0
11/06	N.Y. JETS	1/0	0	0	0.0	-	0
11/13	at San Diego	1/0	0	0	0.0	-	0
11/20	at L.A. Rams	1/0	0	0	0.0	-	0
11/27	SAN FRANCISCO	1/0	0	0	0.0	-	0
12/04	at Baltimore	1/0	0	0	0.0	-	0
12/11	ARIZONA	1/0	0	0	0.0	-	0
12/17	at N.Y. Jets	1/0	0	0	0.0	-	0
12/24	at Buffalo	1/0	0	0	0.0	-	0
01/01	NEW ENGLAND	1/0	0	0	0.0	-	0
2016 TOTALS		16/0	0	0	0.0	-	0

DATE	OPPONENT	P/S	REC	YDS	AVG	LG	TD
01/08	at Pittsburgh*	1/0	0	0	0.0	-	0

* AFC Wild Card game

2017 GAME-BY-GAME STATS (MIAMI)

DATE	OPPONENT	P/S	REC	YDS	AVG	LG	TD
09/17	at L.A. Chargers	1/0	0	0	0.0	-	0
09/24	at N.Y. Jets	1/0	1	12	12.0	12	0
10/01	NEW ORLEANS	1/0	0	0	0.0	-	0
10/08	TENNESSEE	1/0	1	-1	-1.0	-1	0
10/15	at Atlanta	1/0	1	4	4.0	4	0
10/22	N.Y. JETS	1/0	0	0	0.0	-	0
10/26	at Baltimore	1/0	0	0	0.0	-	0
11/05	OAKLAND	1/0	0	0	0.0	-	0
11/13	at Carolina	1/0	0	0	0.0	-	0
11/19	TAMPA BAY	1/0	0	0	0.0	-	0
11/26	at New England	1/0	0	0	0.0	-	0
12/03	DENVER	1/0	0	0	0.0	-	0
12/11	NEW ENGLAND	1/0	2	42	21.0	25t	1
12/17	at Buffalo	1/0	1	13	13.0	13	0
12/24	at Kansas City	1/0	4	107	26.8	65t	1
12/31	BUFFALO	1/0	3	26	8.7	13	0
2017 TOTALS		16/0	13	203	15.6	65t	2

2018 GAME-BY-GAME STATS (MIAMI)

DATE	OPPONENT	P/S	REC	YDS	AVG	LG	TD
09/09	TENNESSEE	1/0	5	38	7.6	13	0
09/16	at N.Y. Jets	1/1	2	27	13.5	12	0
09/23	OAKLAND	1/0	2	70	35.0	52t	2
09/30	at New England	1/0	2	17	8.5	9	0
10/07	at Cincinnati	1/0	0	0	0.0	-	0
10/14	CHICAGO	1/0	3	32	10.7	25	0
10/21	DETROIT	1/0	2	32	16.0	19	0
10/25	at Houston	1/1	4	36	9.0	16	0
11/04	N.Y. JETS	1/0	1	16	16.0	16	0
11/11	at Green Bay	1/0	0	0	0.0	-	0
11/25	at Indianapolis		INACTIVE				
12/02	BUFFALO		INJURED RESERVE				
12/09	NEW ENGLAND		INJURED RESERVE				
12/16	at Minnesota		INJURED RESERVE				
12/23	JACKSONVILLE		INJURED RESERVE				
12/30	at Buffalo		INJURED RESERVE				
2018 TOTALS		10/3	21	268	12.8	52t	2

2019 GAME-BY-GAME STATS (MIAMI)

DATE	OPPONENT	P/S	REC	YDS	AVG	LG	TD
09/08	BALTIMORE	1/0	1	-3	-3.0	-3	0
09/15	NEW ENGLAND	1/0	3	22	7.3	16	0
09/22	at Dallas	1/0	4	27	6.8	10	0
09/29	L.A. CHARGERS	1/1	1	6	6.0	6	0
10/13	WASHINGTON		INACTIVE				
10/20	at Buffalo	1/0	0	0	0.0	0	0
10/28	at Pittsburgh	1/0	2	32	16.0	17	0
11/03	N.Y. JETS	1/0	3	33	11.0	18	0
11/10	at Indianapolis	1/0	2	15	7.5	12	0
11/17	BUFFALO	1/1	3	32	10.7	12	0
11/24	at Cleveland	1/0	0	0	0.0	-	0
12/01	PHILADELPHIA		INJURED RESERVE				
12/08	at N.Y. Jets		INJURED RESERVE				
12/15	at N.Y. Giants		INJURED RESERVE				
12/22	CINCINNATI		INJURED RESERVE				
12/29	at New England		INJURED RESERVE				
2019 TOTALS		10/2	19	164	8.6	18	0

2020 GAME-BY-GAME STATS (MIAMI)

DATE	OPPONENT	P/S	REC	YDS	AVG	LG	TD
09/13	at New England	1/0	3	25	8.3	14	0
09/20	BUFFALO	1/0	1	2	2.0	2	0
09/24	at Jacksonville	1/0	1	19	19.0	19	0
10/04	SEATTLE	1/0	3	36	12.0	18	0
10/11	at San Francisco	1/0	1	6	6.0	6	0
10/18	N.Y. JETS	1/0	4	48	12.0	30	0
11/01	L.A. RAMS	1/1	1	15	15.0	15	0
11/08	at Arizona	1/0	4	35	8.8	16	0
11/15	L.A. CHARGERS	1/0	4	43	10.8	15	1
11/22	at Denver	1/1	2	12	6.0	10	0
11/29	at N.Y. Jets	1/0	2	15	7.5	10	0
12/06	CINCINNATI	1/1	2	42	21.0	22	0
12/13	KANSAS CITY	1/0	3	32	10.7	18	0
12/20	NEW ENGLAND						
12/26	at Las Vegas						
01/03	at Buffalo						
2020 TOTALS		13/3	31	330	10.6	30	1



NFL CAREER

TRANSACTIONS:

- Signed by Miami as an unrestricted free agent from Philadelphia on March 21, 2020.
- Awarded off waivers to Philadelphia on Sept. 4, 2016.
- Waived by New England on Sept. 3, 2016.
- 6th-round pick (208th overall) by New England in the 2016 NFL draft.

CAREER HIGHLIGHTS:

- Played in 67 career games with 17 starts.
- 89 tackles (66 solo), 2 sacks, 1 interception, 2 passes defended, 2 forced fumbles and 2 fumble recoveries.
- 34 special teams tackles (28 solo).
- Won Super Bowl LII with Philadelphia.

2020 (MIAMI):

- Played in 13 games with 1 start.
- 23 tackles (17 solo), 1 sack and 1 fumble recovery.
- 4 special teams tackles (3 solo).

AT NEW ENGLAND (9/13): 2 tackles (1 solo).

- Made his Dolphins debut.

AT JACKSONVILLE (9/24): 7 tackles (5 solo) and 1 sack.

- Sacked QB Gardner Minshew II on 4th-and-6 for a loss of 10 yards in the 2nd quarter to force a turnover on downs.

VS. KANSAS CITY (12/13): 3 solo tackles and 1 fumble recovery.

- Recovered a WR Mecole Hardman fumble forced by CB Byron Jones in the 3rd quarter.

2019 (PHILADELPHIA):

- Played in 10 games with 6 starts.
- Inactive for 4 games.
- 22 tackles (16 solo) and 1 fumble recovery.
- 1 solo special teams tackle.
- Missed the rest of the season after being placed on injured reserve on Dec. 18.
- Served as a team captain.

AT MINNESOTA (10/13): 1 assisted tackle and 1 fumble recovery.

- Recovered a fumble by RB Alexander Mattison in the 4th quarter.

AT DALLAS (10/20): 4 tackles (2 solo).

VS. NEW ENGLAND (11/17): 5 solo tackles.

2018 (PHILADELPHIA):

- Played in all 16 games with 10 starts.
- 34 tackles (24 solo), 1 sack, 1 interception, 2 passes defended and 1 forced fumble.
- 10 special teams tackles (8 solo).
- Served as a team captain.

AT N.Y. GIANTS (10/11): 1 solo tackle, 1 interception and 1 pass defended.

- Intercepted QB Eli Manning on the Giants' 1st possession.

AT DALLAS (12/9): 8 tackles (4 solo) and 2 special teams tackles (1 solo).

AT L.A. RAMS (12/16): 4 tackles (3 solo), 1 sack and 1 forced fumble.

- Strip-sacked QB Jared Goff on 3rd-and-1 in the 3rd quarter and the fumble was recovered by S Corey Graham.

POSTSEASON:

NFC WILD CARD AT CHICAGO (1/6): 1 assisted special teams tackle.

NFC DIVISIONAL AT NEW ORLEANS (1/13): 1 assisted special teams tackle.

2017 (PHILADELPHIA):

- Played in all 16 games.
- 9 tackles (8 solo) and 1 forced fumble.
- 12 special teams tackles (10 solo).

VS. ARIZONA (10/8): 1 solo tackle and 1 solo special teams tackle.

VS. WASHINGTON (10/23): 1 forced fumble and 1 solo special teams tackle.

- Forced a WR Jamison Crowder fumble on a punt return in the 1st quarter.

VS. DALLAS (12/31): 4 tackles (3 solo).

POSTSEASON:

NFC DIVISIONAL VS. ATLANTA (1/13): Played but did not record any stats.

NFC CHAMPIONSHIP VS. MINNESOTA (1/21): Played but did not record any stats.

SUPER BOWL LII VS. NEW ENGLAND (2/4): Played but did not record any stats.

2016 (NEW ENGLAND/PHILADELPHIA):

- Played in 12 games with Philadelphia.
- Inactive for 4 games with Philadelphia.
- 1 solo tackle with Philadelphia.
- 7 special teams tackles (6 solo) with Philadelphia.

- Spent offseason and training camp with New England.
- VS. CLEVELAND (9/11):** 1 solo tackle.
- Made his NFL debut.
- VS. N.Y. GIANTS (12/22):** 1 solo special teams tackle.
- VS. DALLAS (1/1):** 2 solo special teams tackles.

BEFORE THE NFL

COLLEGE (EASTERN ILLINOIS):

- 4-year letterman (2012-15) and 2-year starter.
- CAREER:** Played in 48 games with 27 starts; 236 tackles (138 solo), 9 sacks, 6 interceptions, 16 passes defended, 4 forced fumbles and 6 fumble recoveries; 1 blocked kick; 1 carry for 4 yards (4.0 avg.); 1 punt for 35 yards (35.0 avg.).
- SENIOR (2015):** Started 10 games; 70 tackles (50 solo), 6.5 sacks, 1 interception, 3 passes defended and 3 fumble recoveries.
- 1st-team All-Ohio Valley Conference.
- JUNIOR (2014):** Played in all 12 games with 11 starts; 97 tackles (47 solo), 1.5 sacks, 3 interceptions, 6 passes defended, 2 forced fumbles and 2 fumble recoveries.

- 1st-team All-Ohio Valley Conference.
- SOPHOMORE (2013):** Played in all 14 games with 5 starts; 43 tackles (25 solo), 1 sack, 1 interception, 3 passes defended, 1 forced fumble and 1 fumble recovery; 1 blocked kick; 1 carry for 4 yards (4.0 avg.); 1 punt for 35 yards (35.0 avg.).
- TRUE FRESHMAN (2012):** Played in all 12 games with 1 start; 26 tackles (16 solo), 1 interception, 4 passes defended and 1 forced fumble.

HIGH SCHOOL (KAMEHAMEHA SCHOOLS – HONOLULU, HAWAII)

- Also played soccer and volleyball.
 - Played safety and punter.
- SENIOR (2011):** 86 tackles and 5 sacks; 1 blocked field goal.
- 1st-team All-Interscholastic League.

OFF THE FIELD

PERSONAL:

- **PRONUNCIATION:** Name is pronounced KAH-moo GREW-jay HILL.
- **MAJOR:** Kinesiology.

KAMU GRUGIER-HILL'S NFL REGULAR SEASON STATS

YEAR	TEAM	GP	GS	TACKLES					INTERCEPTIONS					FUMBLES	
				TOT	SOLO	ASST	SK	YDS	INT	YDS	LG	TD	PD	FF	FR
2016	PHILADELPHIA	12	0	1	1	0	0.0	0.0	0	0	0	0	0	0	0
2017	PHILADELPHIA	16	0	9	8	1	0.0	0.0	0	0	0	0	0	1	0
2018	PHILADELPHIA	16	10	34	24	10	1.0	6.0	1	24	24	0	2	1	0
2019	PHILADELPHIA	10	6	22	16	6	0.0	0.0	0	0	0	0	0	0	1
2020	MIAMI	13	1	23	17	6	1.0	10.0	0	0	0	0	0	0	1
NFL TOTALS		67	17	89	66	23	2.0	16.0	1	24	24	0	2	2	2

KAMU GRUGIER-HILL'S NFL REGULAR SEASON STATS

YEAR	TEAM	GP	GS	TACKLES					INTERCEPTIONS					FUMBLES	
				TOT	SOLO	ASST	SK	YDS	INT	YDS	LG	TD	PD	FF	FR
2017	PHILADELPHIA	3	0	0	0	0	0.0	0.0	0	0	0	0	0	0	0
2018	PHILADELPHIA	2	1	0	0	0	0.0	0.0	0	0	0	0	0	0	0
NFL TOTALS		5	1	0	0	0	0.0	0.0	0	0	0	0	0	0	0

ADDITIONAL STATS

Special Teams Tackles: (Philadelphia) 7 in 2016, 12 in 2017, 10 in 2018, 1 in 2019, (Miami) 4 in 2020 for total of 34 (P-2).

SINGLE-GAME CAREER HIGHS

- Tackles:** 8 at Dallas, 12/9/18
- Sacks:** 1 Twice, last: at Jacksonville, 9/24/20
- Passes Defended:** 1 Twice, last: vs. Dallas, 11/11/18
- Forced Fumbles:** 1 Twice, last: at L.A. Rams, 12/16/18
- Fumble Recovery:** 1 Twice, last: vs. Kansas City, 12/13/20



2

MATT HAACK

PUNTER // 6-0 // 205 // ARIZONA STATE '17

ACQUIRED: FA, '17

HOMETOWN: WEST DES MOINES, IOWA // BORN: 7/25/94

NFL: FOURTH SEASON // DOLPHINS: FOURTH SEASON

NFL CAREER

TRANSACTIONS:

- Signed by Miami as an undrafted college free agent on May 5, 2017.

CAREER HONORS:

- Completed a 1-yard TD pass to K Jason Sanders on Dec. 1, 2019, a play dubbed "Mountaineer Shot." The play won the 2019 NFL Bridgestone Clutch Performance of the Year.
- AFC Special Teams Player of the Week (vs. N.Y. Jets, 11/4/18).

CAREER HIGHLIGHTS:

- Played in 61 career games.
- 294 punts for 13,133 yards (44.7 avg.) and 110 inside the 20.
- Completed 1-of-3 passes for 1 yard (33.3 pct.) and 1 TD and a QB rating of 42.4.
- 1 carry for 2 yards.
- 3 special teams tackles (2 solo).
- Is the franchise's all-time leader in net punting average:

DOLPHINS ALL-TIME NET PUNTING AVERAGE LEADERS*

PLAYER	YRS	NO	G-YDS	N-AVG
1. MATT HAACK	2017-20	294	13,133	40.2
2. Matt Darr	2015-16	170	8,473	39.8
3. Brandon Fields	2007-14	594	27,912	39.2
4. Donnie Jones	2005-06	173	7,467	37.5
5. John Kidd	1994-97	201	8,893	36.9

*(since 1976; min. 126 punts)

- Tied his single-game team record with 7 punts inside the 20-yard line on Nov. 4, 2018 vs. N.Y. Jets:

MOST PUNTS INSIDE THE 20 (DOLPHINS SINGLE-GAME)

PLAYER	DATE	OPP	P120
1. MATT HAACK	11/4/18	VS. N.Y. JETS	7
MATT HAACK	12/3/17	VS. DENVER	7
3. Brandon Fields	12/22/13	at Buffalo	6
Tom Hutton	1/9/00*	at Seattle	6
5. MATT HAACK	11/1/20	VS. L.A. RAMS	5
MATT HAACK	10/18/20	VS. N.Y. JETS	5
MATT HAACK	9/16/18	AT N.Y. JETS	5
MATT HAACK	10/8/17	VS. TENNESSEE	5
Matt Darr	11/22/15	vs. Dallas	5
Brandon Fields	11/20/11	vs. Buffalo	5
Matt Turk	11/16/03	vs. Baltimore	5
Matt Turk	1/6/02	vs. Buffalo	5

* AFC Wild Card game

- Set a single-season franchise record with 34 punts inside the 20-yard line in 2018, surpassing P Brandon Fields who had 33 in 2013.

2020 (MIAMI):

- Played in 13 games.
- 55 punts for 2,449 yards (44.5 avg.) and a 41.3 net average.

AT JACKSONVILLE (9/24): 4 punts for 164 yards (41.0 avg.) and a 39.0 net avg.

VS. N.Y. JETS (10/18): 7 punts for 282 yards (40.3 avg.) and a 40.3 net average.

- Pinned 5 punts inside the 20 for the 5th time in his career, a Dolphins record.

VS. L.A. RAMS (11/1): 9 punts for 385 yards (42.8 avg.) and a 42.0 net average.

- Pinned 5 punts inside the 20 for the 6th time in his career, breaking his own team record.

2019 (MIAMI):

- Played in all 16 games.
- 69 punts for 3,105 yards (45.0 avg.) and a 41.1 net average; Completed 1-of-2 passes (50 pct.) for 1 yard and 1 TD and a QB rating of 95.8; 1 carry for 2 yards; 1 assisted special teams tackle.

VS. BALTIMORE (9/8): 6 punts for 322 yards (53.7 avg.) and a 48.8 net avg.

AT BUFFALO (10/20): 4 punts for 196 yards (49.0 avg.) and a 38.5 net avg.

- Converted a fake punt by rushing for 2 yards on 4th-and-1 in the 3rd quarter.

VS. PHILADELPHIA (12/1): 3 punts for 96 yards (32.0 avg.) and a 32.0 net average; Completed 1-of-1 passes for 1 yard and 1 TD and a QB rating of 118.8.

- Completed a 1-yard TD pass to K Jason Sanders on fourth-and-goal in the 2nd quarter to give Miami a 14-13 lead.
- He was the first punter in Dolphins history to throw a TD.
- Eclipsed the 10,000 gross punting yards mark in his career.

HONORS:

- Completed a 1-yard TD pass to K Jason Sanders in the Dec. 1 win vs. Philadelphia, a play dubbed "Mountaineer Shot." The play won the NFL Bridgestone Clutch Performance of the Year.

2018 (MIAMI):

- Played in all 16 games.
- 87 punts for 3,884 yards (44.6 avg.) and a 38.4 net average.
- His 35 punts inside the 20-yard line set a new single-season franchise record.

AT N.Y. JETS (9/16): 6 punts for 295 yards (49.2 avg.) and a 48.5 net avg.

- Landed 5 punts inside the Jets' 20-yard line and 4 inside the 10.

AT CINCINNATI (10/7): 5 punts for 209 yards (41.8 avg.) a 38.0 net avg.

- Landed 4 punts inside the Bengals' 20-yard line.

VS. N.Y. JETS (11/4): 9 punts for 402 yards (44.7 avg.) and a 42.8 net avg.

- Landed 7 punts inside the Jets' 20-yard line, tying his single-game team record.

HONORS:

- AFC Special Teams Player of the Week (vs. N.Y. Jets, 11/4).

2017 (MIAMI):

- Played in all 16 games.
- 83 punts for 3,695 yards (44.5 avg.) and a 40.7 net average.
- His 30 punts inside the 20-yard line were tied for 8th in the NFL and led all rookie punters.

VS. TENNESSEE (10/8): 9 punts for 459 yards (51.0 avg.) and a 49.4 net average.

- His 5 punts inside the 20-yard line were the most by a Dolphins punter since P Matt Darr had 5 on Nov. 22, 2015 vs. Dallas.

VS. DENVER (12/3): 9 punts for 386 yards (42.9 avg.) and a 41.0 net average.

- His 7 punts inside the 20-yard line set a team record.
- Had 1 punt that resulted in a safety after he pinned Denver inside its own 5-yard line and LB Chase Allen forced a fumble that was recovered by Denver in its own end zone.

AT BUFFALO (12/17): 4 punts for 187 yards (46.8 avg.) and a 41.3 net average.

- Recovered a K Cody Parkey onside kick with 39 seconds remaining.

BEFORE THE NFL

COLLEGE (ARIZONA STATE):

- 4-year letterman (2013-16).

CAREER: Played in 44 games; 209 punts for 8,991 yards (43.0 avg.) and 73 punts inside the 20; 2 solo tackles; 1-of-1 passing for 27 yards; 1 rush for 7 yards.

- 52 punts of 50+ yards.

- His 43.0 yards per punt average was tied for 4th in school history.

SENIOR (2016): Played in all 12 games; 66 punts for 2,897 yards (43.9 avg.) and 21 punts inside the 20; 1 carry for 7 yards.

- 16 punts of 50+ yards.

- His 44.4 yard net average was 6th-best in FBS.

- 2nd-team All-Pac 12.

- Finalist for the William V. Campbell Trophy (top scholar-athlete in the nation).

JUNIOR (2015): Played in all 13 games; 74 punts for 3,186 yards (43.1 avg.) and 32 punts inside the 20; 1-of-1 passing for 27 yards; 1 solo tackle.

- 19 punts of 50+ yards.

- His 43.1 gross average was 5th-best in FBS.

- His 32 punts inside the 20 were 2nd in the nation and led the Pac-12.

- His 2 touchbacks were tied for the lowest in the nation by a full-time punter.

SOPHOMORE (2014): Played in all 13 games; 53 punts for 2,296 yards (43.3 avg.) and 17 punts inside the 20.

- 14 punts of 50+ yards.

TRUE FRESHMAN (2013): Played in 6 games; 16 punts for 612 yards (38.3 avg.) and 3 punts inside the 20; 1 solo tackle.

- 3 punts of 50+ yards.

HIGH SCHOOL (DOWNING HS – WEST DES MOINES, IOWA)

- Also played wide receiver.

SENIOR (2012):

- 1st-team all-state.

- Helped his team reach the state quarterfinals.

OFF THE FIELD

COMMUNITY:

- Ran in the 2020 DCC 5K and awarded medals to cyclists at the finish line.
- Also participated in the 2020 DCC golf tournament.
- Walked in the 2019 DCC 5K.
- Participated in a 2018 Football Unites cultural tour.
- Toured Hard Rock Stadium with 100 Naval Sailors.

PERSONAL:

- **PRONUNCIATION:** Last name is pronounced HAWK.
- **MAJOR:** Sports business and media.

MATT HAACK'S NFL REGULAR SEASON STATS

YEAR	TEAM	GP	PUNT	YDS	AVG	LG	OPP RET YDS	NET AVG	TB	IN 20
2017	MIAMI	16	83	3,695	44.5	64	220	40.7	5	30
2018	MIAMI	16	87	3,884	44.6	65	384	38.4	6	35
2019	MIAMI	16	69	3,105	45.0	62	229	41.1	2	23
2020	MIAMI	13	55	2,449	44.5	63	136	41.3	2	22
NFL TOTALS		61	294	13,133	44.7	65	969	40.2	15	110

ADDITIONAL STATS

Special Teams Tackles: 1 in 2017, 1 in 2018, 1 in 2019 for total of 3.

Onside Kick Recoveries: 1 in 2017.

Rushing: 1 for 2 yards in 2019.

Passing: 0-for-1 with 1 interception in 2017, 1-for-1 for 1 yard and 1 TD in 2019 for total of 1-for-2 for 1 yard, 1 TD and 1 interception.

SINGLE-GAME CAREER HIGHS

Punts: 9 4 times, last: vs. L.A. Rams, 11/1/20

Punt Yards: 459 vs. Tennessee, 10/8/17

Punts Inside the 20: 7 twice, last: vs. N.Y. Jets, 11/4/18



NFL CAREER

TRANSACTIONS:

- Awarded off waivers to Miami on Dec. 4, 2019.
- Waived by Philadelphia on Dec. 3, 2019.
- 4th-round pick (118th overall) by Philadelphia in the 2017 NFL draft.

CAREER HIGHLIGHTS:

- Played in 45 career games with 3 starts.
- 37 receptions for 464 yards (12.5 avg.) and 2 TDs.
- 10 special teams tackles (6 solo).

2020 (MIAMI):

- Played in 13 games.
- 11 receptions for 113 yards (10.3 avg.) and 1 TD.
- 3 special teams tackles (1 solo).

AT ARIZONA (11/8): 1 reception for 11 yards and 1 TD.

- Hauled in an 11-yard TD pass from QB Tua Tagovailoa in the 4th quarter to even the score 31-31.

- His TD reception in the 4th quarter was his 1st reception with the Dolphins.

AT N.Y. JETS (11/29): 2 receptions for 19 yards (9.5 avg.); 1 assisted special teams tackle.

VS. KANSAS CITY (12/13): 5 receptions for 66 yards (13.2 avg.).

2019 (PHILADELPHIA/MIAMI):

- Played in 4 games with Miami.
- 1 assisted special teams tackle with Miami.
- Awarded off waivers to Miami on Dec. 4.
- Played in 12 games with 3 starts for Philadelphia.
- 10 receptions for 125 yards (12.5 avg.) with Philadelphia.
- 1 solo special teams tackle with Philadelphia.
- 1 miscellaneous tackle with Philadelphia.

AT ATLANTA (9/15): 5 receptions for 50 yards (10.0 avg.).

VS. DETROIT (9/22): 4 receptions for 62 yards (15.5 avg.).

- Made his 1st NFL start.

AT N.Y. JETS (12/8): Played but did not record any stats.

- Made his Dolphins debut.

2018 (PHILADELPHIA):

- Missed the entire season after being placed on injured reserve on Sept. 6.

2017 (PHILADELPHIA):

- Played in all 16 games.
- 16 receptions for 226 yards (14.1 avg.) and 1 TD.
- 5 special teams tackles (4 solo).

AT WASHINGTON (9/10): Played but did not record any stats.

- Made his NFL debut.

AT KANSAS CITY (9/17): 3 receptions for 32 yards (10.7 avg.).

- Made his 1st NFL reception.

VS. WASHINGTON (10/23): 1 reception for 64 yards and 1 TD.

- Hauled in a 64-yard TD reception from QB Carson Wentz for his 1st career TD.

POSTSEASON:

NFC DIVISIONAL VS. ATLANTA (1/13): 1 reception for 9 yards.

NFC CHAMPIONSHIP VS. MINNESOTA (1/21): Played but did not record any stats.

SUPER BOWL LII VS. NEW ENGLAND (2/4): Played but did not record any stats.

BEFORE THE NFL

COLLEGE (NORTH CAROLINA):

- 4-year letterman (2013-16) and 3-year starter.

CAREER: Played in 47 games with 18 starts; 81 receptions for 1,667 yards (20.6 avg.) and 20 TDs; 24 special teams tackles (18 solo).

- Was a special teams captain for all 4 seasons.
- His 20 receiving TDs ranked 3rd in school history.
- His 20.6 yards per reception were a school record.

SENIOR (2016): Played in 7 games with 4 starts; 16 receptions for 309 yards (19.3 avg.) and 4 TDs; 1 solo special teams tackle.

JUNIOR (2015): Played in all 14 games with 5 starts; 30 receptions for 745 yards (24.8 avg.) and 8 TDs; 6 special teams tackles (4 solo).

- 2nd-team All-ACC.
- His 24.8 yards per reception led the nation.

SOPHOMORE (2014): Played in all 13 games with 8 starts; 35 receptions for 613 yards (17.5 avg.) and 8 TDs; 7 special teams tackles (6 solo).

- Honorable mention All-ACC.

REDSHIRT FRESHMAN (2013): Played in all 13 games; 10 special teams tackles (7 solo).

- Joined the team as a walk-on and redshirted the 2012 season.

HIGH SCHOOL (FORK UNION MILITARY ACADEMY – FORK UNION, VA.)

- Attended Fork Union Military Academy (Va.) following high school graduation from Wootton HS.
- Also played lacrosse and basketball.

SENIOR (2011 AT WOOTTON HS):

- Played wide receiver and defensive back.

OFF THE FIELD

COMMUNITY:

- In 2019, volunteered at the annual Dolphins holiday gift event through Football Unites and spent time with the 200 members of South Florida families.

PERSONAL:

- **MAJOR:** Exercise and sport science.

MACK HOLLINS' NFL REGULAR SEASON STATS

YEAR	TEAM	GP	GS	RECEIVING					RUSHING				
				REC	YDS	AVG	LG	TD	ATT	YDS	AVG	LG	TD
2017	PHILADELPHIA	16	0	16	226	14.1	64t	1	0	0	0.0	0	0
2018	PHILADELPHIA			INJURED RESERVE									
2019	PHILADELPHIA	12	3	10	125	12.5	20	0	0	0	0.0	0	0
	MIAMI	3	0	0	0	0.0	0	0	0	0	0.0	0	0
2020	MIAMI	13	0	11	113	10.3	23	1	0	0	0.0	0	0
NFL TOTALS		45	3	37	464	12.5	64t	2	0	0	-	0	0

MACK HOLLINS' NFL PLAYOFF STATS

YEAR	TEAM	GP	GS	RECEIVING					RUSHING				
				REC	YDS	AVG	LG	TD	ATT	YDS	AVG	LG	TD
2017	PHILADELPHIA	3	0	1	9	9.0	9	0	0	0	0.0	0	0
PLAYOFF TOTALS		3	0	1	9	9.0	9	0	0	0	0.0	0	0

ADDITIONAL STATS

Special Teams Tackles: (Philadelphia) 5 in 2017, 1 in 2019, (Miami) 1 in 2019, 3 in 2020 for total of 10.

Miscellaneous Tackles: (Philadelphia) 1 in 2019.

SINGLE-GAME CAREER HIGHS

Receptions: 5 Twice, last: vs. Kansas City, 12/13/20

Receiving Yards: 66 vs. Kansas City, 12/13/20

Longest Rec.: 64t vs. Washington, 10/23/17

TD Receptions: 1 Twice, last: at Arizona, 11/8/20

2017 GAME-BY-GAME STATS (PHILADELPHIA)

DATE	OPPONENT	P/S	REC	YDS	AVG	LG	TD
09/10	at Washington	1/0	0	0	0.0	0	0
09/17	at Kansas City	1/0	3	32	10.7	13	0
09/24	N.Y. GIANTS	1/0	0	0	0.0	0	0
10/01	at L.A. Chargers	1/0	0	0	0.0	0	0
10/08	ARIZONA	1/0	0	0	0.0	0	0
10/12	at Carolina	1/0	2	38	19.0	20	0
10/23	WASHINGTON	1/0	1	64	64.0	64t	1
10/29	SAN FRANCISCO	1/0	2	30	15.0	24	0
11/05	DENVER	1/0	1	8	8.0	8	0
11/19	at Dallas	1/0	1	7	7.0	7	0
11/26	CHICAGO	1/0	2	12	6.0	8	0
12/03	at Seattle	1/0	1	10	10.0	10	0
12/10	at L.A. Rams	1/0	0	0	0.0	0	0
12/17	at N.Y. Giants	1/0	0	0	0.0	0	0
12/25	OAKLAND	1/0	0	0	0.0	0	0
12/31	DALLAS	1/0	3	25	8.3	12	0
2017 TOTALS		16/0	16	226	14.1	64t	1

DATE	OPPONENT	P/S	REC	YDS	AVG	LG	TD
01/13	ATLANTA*	1/0	1	9	9.0	9	0
01/21	MINNESOTA**	1/0	0	0	0.0	0	0
02/04	vs. New England***	1/0	0	0	0.0	0	0
PLAYOFF TOTALS		3/0	1	9	9.0	9	0

* NFC Divisional game

** NFC Championship

*** Super Bowl LII

2018 GAME-BY-GAME STATS (PHILADELPHIA)

DATE	OPPONENT	P/S	REC	YDS	AVG	LG	TD
09/06	ATLANTA		INJURED RESERVE				
09/16	at Tampa Bay		INJURED RESERVE				
09/23	INDIANAPOLIS		INJURED RESERVE				
09/30	at Tennessee		INJURED RESERVE				
10/07	MINNESOTA		INJURED RESERVE				
10/11	at N.Y. Giants		INJURED RESERVE				
10/21	CAROLINA		INJURED RESERVE				
10/28	at Jacksonville		INJURED RESERVE				
11/11	DALLAS		INJURED RESERVE				
11/18	at New Orleans		INJURED RESERVE				
11/25	N.Y. GIANTS		INJURED RESERVE				
12/03	WASHINGTON		INJURED RESERVE				
12/09	at Dallas		INJURED RESERVE				
12/16	at L.A. Rams		INJURED RESERVE				
12/23	HOUSTON		INJURED RESERVE				
12/30	at Washington		INJURED RESERVE				
2018 TOTALS		0/0	0	0	0.0	-	0

2020 GAME-BY-GAME STATS (MIAMI)

DATE	OPPONENT	P/S	REC	YDS	AVG	LG	TD
09/13	at New England	1/0	0	0	0.0	0	0
09/20	BUFFALO	1/0	0	0	0.0	0	0
09/24	at Jacksonville	1/0	0	0	0.0	0	0
10/04	SEATTLE	1/0	0	0	0.0	0	0
10/11	at San Francisco	1/0	0	0	0.0	0	0
10/18	N.Y. JETS	1/0	0	0	0.0	0	0
11/01	L.A. RAMS	1/0	0	0	0.0	0	0
11/08	at Arizona	1/0	1	11	11.0	11t	1
11/15	L.A. CHARGERS	1/0	1	1	1.0	1	0
11/22	at Denver	1/0	1	9	9.0	9	0
11/29	at N.Y. Jets	1/0	2	19	9.5	12	0
12/06	CINCINNATI	1/0	1	7	7.0	7	0
12/13	KANSAS CITY	1/0	5	66	13.2	23	0
12/20	NEW ENGLAND						
12/26	at Las Vegas						
01/03	at Buffalo						
2020 TOTALS		13/0	11	113	10.3	23	1

2019 GAME-BY-GAME STATS (PHILADELPHIA/MIAMI)

DATE	OPPONENT	P/S	REC	YDS	AVG	LG	TD
09/08	WASHINGTON	1/0	0	0	0.0	0	0
09/15	at Atlanta	1/0	5	50	10.0	17	0
09/22	DETROIT	1/1	4	62	15.5	20	0
09/26	at Green Bay	1/0	1	13	13.0	13	0
10/06	N.Y. JETS	1/1	0	0	0.0	0	0
10/13	at Minnesota	1/0	0	0	0.0	0	0
10/20	at Dallas	1/0	0	0	0.0	0	0
10/27	at Buffalo	1/1	0	0	0.0	0	0
11/03	CHICAGO	1/0	0	0	0.0	0	0
11/17	NEW ENGLAND	1/0	0	0	0.0	0	0
11/24	SEATTLE	1/0	0	0	0.0	0	0
12/01	at Miami	1/0	0	0	0.0	0	0
PHILADELPHIA TOTALS	12/3		10	125	12.5	20	0
12/08	at N.Y. Jets	1/0	0	0	0.0	0	0
12/15	at N.Y. Giants	1/0	0	0	0.0	0	0
12/22	CINCINNATI	1/0	0	0	0.0	0	0
12/29	at New England	1/0	0	0	0.0	0	0
MIAMI TOTALS	4/0		0	0	0.0	0	0
2019 TOTALS		15/3	10	125	12.5	20	0



25

XAVIEN HOWARD

CORNERBACK // 6-1 // 198 // BAYLOR '16

ACQUIRED: D2, '16

HOMETOWN: HOUSTON, TEXAS // BORN: 7/4/93

NFL: FIFTH SEASON // DOLPHINS: FIFTH SEASON



2018 PRO BOWL

NFL CAREER

TRANSACTIONS:

- 2nd-round pick (38th overall) by Miami in the 2016 NFL draft.

CAREER HONORS:

- No. 55 on the NFL Network Top 100 list in 2019.
- 2018 Pro Bowl selection.
- 2018 Dan Marino Team MVP Award.
- AFC Defensive Player of the Week (vs. Buffalo, 12/2/18).
- AFC Defensive Player of the Week (vs. New England, 12/11/17).

CAREER HIGHLIGHTS:

- Played in 53 career games with 52 starts.
- 180 tackles (139 solo), 1 sack, 21 interceptions, 52 passes defended, 1 forced fumble and 1 fumble recovery; 1 interception return for a TD.
- His 21 interceptions since 2017 lead the league:

MOST INTERCEPTIONS (2017-PRESENT)

PLAYER	TEAM	INT
1. XAVIEN HOWARD	MIAMI	21
2. Kevin Byard	Tennessee	17
3. Marcus Peters	KC/LAR/Bal.	16
4. Tre'Davious White	Buffalo	15
Harrison Smith	Minnesota	15
J.C. Jackson	New England	15

- Intercepted passes in 5 consecutive games (11/15/20-12/13/20), which is tied for the longest streak in Dolphins history.
- His 9 interceptions in 2020 are 1st in the NFL:

NFL INTERCEPTION LEADERS (2020)

PLAYER	TEAM	INT	YDS	TD
1. XAVIEN HOWARD	MIAMI	9	71	0
2. J.C. Jackson	New England	7	58	0
3. Tyrann Mathieu	Kansas City	6	70	1
4. Several players		4		

- Tied for the NFL lead with 7 interceptions in 2018:

NFL INTERCEPTION LEADERS (2018)

PLAYER	TEAM	INT	YDS	TD
1. XAVIEN HOWARD	MIAMI	7	54	0
Kyle Fuller	Chicago	7	52	0
Damontae Kazee	Atlanta	7	52	0
4. Eddie Jackson	Chicago	6	81	2

- His 9 interceptions in 2020 are the 2nd-most in a single season in Dolphins history.
- His 7 interceptions in 2018 were tied for 9th in single-season team history.
- His 3 multi-interception games in 2018 is a Dolphins single-season record.
- Became the 4th player and 2nd CB in team history to have multiple years with 7-plus interceptions.
- Became 1st player in Dolphins history to have multiple interceptions in consecutive games when he had two interceptions in games vs. Denver on 12/3/17 and vs. New England on 12/11/17. He did it again at Indianapolis on 11/25/18 and vs. Buffalo on 12/2/18.
- Was 1 of just 4 NFL players to post at least 5 passes defended in a game in the 2017 season when he had 5 passes defended vs. Denver on 12/3/17.
- On 12/11/17 vs. New England, he became 1st player to intercept Patriots QB Tom Brady twice in the same game since Indianapolis' Mike Adams on Nov. 16, 2014.

2020 (MIAMI):

- Started 13 games.
- 40 tackles (31 solo), 9 interceptions and 17 passes defended.

AT SAN FRANCISCO (10/11): 2 tackles (1 solo), 1 interception and 2 passes defended.

- Intercepted a QB Jimmy Garoppolo pass intended for WR Deebo Samuel and returned it 29 yards in the 2nd quarter.

VS. L.A. CHARGERS (11/15): 3 tackles (1 solo), 1 interception and 2 passes defended.

- Intercepted a QB Justin Herbert pass intended for WR Mike Williams in the 4th quarter.

AT N.Y. JETS (11/29): 3 tackles (2 solo), 1 interception and 3 passes defended.

- Intercepted a QB Sam Darnold pass intended for WR Breshad Perriman in the 4th quarter.

2019 (MIAMI):

- Started 5 games.
- Inactive for 2 games.
- Missed the rest of the season after being placed on injured reserve on Oct. 30.
- 17 tackles (12 solo), 1 interception and 4 passes defended.

VS. NEW ENGLAND (9/15): 4 tackles (3 solo) and 1 pass defended.

VS. L.A. CHARGERS (9/29): 5 tackles (4 solo).

AT PITTSBURGH (10/29): 1 solo tackle, 1 interception and 3 passes defended.

- Intercepted QB Mason Rudolph on Pittsburgh's first possession.

HONORS:

- No. 55 on the NFL Network Top 100 list.

2018 (MIAMI):

- Started 12 games.
- Inactive for 4 games.
- 35 tackles (25 solo), 7 interceptions, 12 passes defended and 1 fumble recovery.
- Tied for the NFL lead with 7 interceptions.
- His 7 interceptions were tied for 9th in single-season team history.
- Set a Dolphins single-season record with 3 multi-interception games.

VS. OAKLAND (9/23): 1 solo tackle, 2 interceptions and 3 passes defended.

- Intercepted a QB Derek Carr pass intended for WR Amari Cooper in the 1st quarter.
- Picked off QB Derek Carr in the end zone with 2:59 remaining in the game.

AT INDIANAPOLIS (11/25): 5 solo tackles, 2 interceptions and 3 passes defended.

- Intercepted QB Andrew Luck at Miami's 40-yard line with 1:00 remaining in the 2nd quarter.
- Picked off Luck again on the next play at Miami's 13-yard line with 46 seconds remaining in the 1st half.
- Became 1st NFL player with interceptions on back-to-back plays since Broncos S Darian Stewart on Nov. 16, 2016 and 1st Dolphins player to do it since S Mike Kozlowski on Dec. 19, 1981.

VS. BUFFALO (12/2): 4 tackles (3 solo), 2 interceptions and 2 passes defended.

- Intercepted QB Josh Allen in the end zone as time expired in the 2nd quarter.
- Picked off QB Josh Allen again on 3rd-and-10 at Miami's 41-yard line in the 3rd quarter.

PRO BOWL:

- Selected to start the Pro Bowl for the 1st time in his career.
- Extended the team's streak to 21 consecutive seasons with a defensive player selected.
- Became the 4th Dolphins cornerback to earn a Pro Bowl selection, joining Sam Madison (1999-2002), Patrick Surtain (2002-04) and Brent Grimes (2013-15).

HONORS:

- 2nd-team All-Pro cornerback.
- PFWA All-AFC cornerback.
- Recipient of the Dan Marino Team MVP Award.
- AFC Defensive Player of the Week (vs. Buffalo, 12/2).

2017 (MIAMI):

- Started all 16 games.
- 48 tackles (42 solo), 1 sack, 4 interceptions and 13 passes defended.
- His 4 interceptions were tied for 8th in the AFC and 12th in the NFL.

VS. DENVER (12/3): 1 tackle, 2 interceptions and 5 passes defended.

- Intercepted QB Trevor Siemian and returned it 30 yards for a TD in the 2nd quarter.
- Picked off Siemian again in the 4th quarter.
- It was the first 2 regular-season interceptions of his career.
- Was 1 of just 4 NFL players to post at least 5 passes defended in a game in the 2017 season.

VS. NEW ENGLAND (12/11): 2 interceptions.

- Intercepted QB Tom Brady on 3rd-and-10 in the 1st quarter.
- Picked off Brady again on 3rd-and-16 in the 3rd quarter and returned the ball 29 yards.
- Became 1st player in Dolphins history to have multiple interceptions in consecutive games.
- Became 1st player to intercept Brady twice in the same game since Indianapolis' Mike Adams on Nov. 16, 2014.

AT BUFFALO (12/17): 4 solo tackles and 1 sack.

- Sacked QB Tyrod Taylor for a loss of 11 yards in the 3rd quarter, the first sack of his career.

HONORS:

- AFC Defensive Player of the Week (vs. New England, 12/11).

2016 (MIAMI):

- Played in 7 games with 6 starts.
- Inactive for 9 games.
- 40 tackles (29 solo), 6 passes defended and 1 forced fumble.

AT SEATTLE (9/11): 11 tackles (6 solo).

- Started in his NFL debut.
- Became 1st Dolphins rookie to start Week 1 at cornerback since Sean Smith (2009).
- His 11 tackles were a season high.

VS. CLEVELAND (9/25): 6 solo tackles, 1 pass defended and 1 forced fumble.

- Forced a fumble from WR Ricardo Lewis in the 3rd quarter.

AT N.Y. JETS (12/17): 3 solo tackles and 3 passes defended.

POSTSEASON:

AFC WILD CARD AT PITTSBURGH (1/8): 5 tackles (3 solo), 1 interception and 2 passes defended.

- Broke up a pass intended for WR Antonio Brown on 3rd-and-10 in the 4th quarter.
- Intercepted QB Ben Roethlisberger on 3rd-and-8 and returned it 11 yards in the 4th quarter.
- Became the 2nd rookie in team history to record an interception in a playoff game (Troy Vincent, 1992).

BEFORE THE NFL

COLLEGE (BAYLOR):

- 3-year letterman (2013-15) and 2-year starter.

CAREER: Played in 39 games with 26 starts; 98 tackles (84 solo), 1.5 sacks, 10 interceptions, 33 passes defended, 1 forced fumble and 1 fumble recovery.

- Part of the most successful 4-year span in school history, winning two conference titles (2013-14), two bowl games and compiling 40 wins.

JUNIOR (2015): Started all 13 games; 42 tackles (37 solo), 5 interceptions, 15 passes defended and 1 fumble recovery.

- His 5 interceptions led the team
- Consensus 1st-team All-Big 12.

SOPHOMORE (2014): Started all 13 games; 51 tackles (42 solo), 1.5 sacks, 4 interceptions and 13 passes defended.

- His 17 passes defended were 2nd in the Big 12 and 11th nationally.
- His 4 interceptions were tied for 3rd in the Big 12.
- Honorable mention All-Big 12.

REDSHIRT FRESHMAN (2013): Played all 13 games; 5 solo tackles, 1 interception, 1 pass defended and 1 forced fumble.

- Redshirted in 2012.

HIGH SCHOOL (WHEATLEY HS – HOUSTON, TEXAS)

- Played defensive back and quarterback.
- Also participated in basketball and ran track.

SENIOR (2011): 32 solo tackles, 9 interceptions and 33 pass breakups.

- Returned 2 interceptions for TDs.
- 1st-team all-state

- In 2019, visited Baptist Hospital to surprise kids with holiday gifts and provided Thanksgiving meals to 20 local families in collaboration with Generational Cure, a local nonprofit dedicated to issues facing today's youth.

- Cheered on participants at the 7th annual Dolphins Cancer Challenge in February 2017.

- Helped surprise 100 underprivileged children with their own beds from Ashley HomeStore in 2017.

- Annually participates in the AARP Foundation Million Meal Pack to pack more than 1 million meals in a single day for older adults in the South Florida community.

- Helped spearhead a clothing and food drive for Hurricane Harvey victims in his hometown of Houston.

- Hosted a youth football camp in his hometown of Houston in 2018.

PERSONAL:

- **PRONUNCIATION:** First name is pronounced EX-ay-vee-n.
- **MAJOR:** Health, kinesiology and leisure studies.

OFF THE FIELD

COMMUNITY:

- In 2020, purchased food from Sunday's Eatery in Miami Gardens and distributed the meals and masks to community members.

XAVIEN HOWARD'S NFL REGULAR SEASON STATS

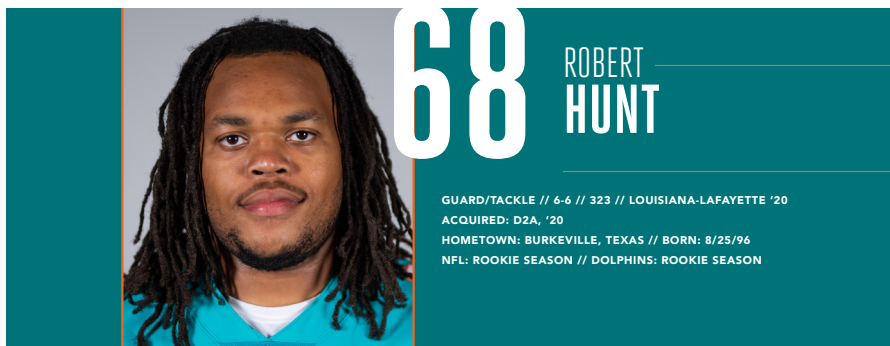
MIAMI PATRICK MURPHY SEASON TOTALS																
YEAR	TEAM	GP	GS	TACKLES					INT	INTERCEPTIONS				FUMBLES		
				TOT	SOLO	ASST	SK	YDS		YDS	LG	TD	PD	FF	FR	
2016	MIAMI	7	6	40	29	11	0.0	0.0	0	0	0	0	6	1	0	
2017	MIAMI	16	16	48	42	6	1.0	11.0	4	71	30	1	13	0	0	
2018	MIAMI	12	12	35	25	10	0.0	0.0	7	52	39	0	12	0	1	
2019	MIAMI	5	5	17	12	5	0.0	0.0	1	0	0	0	4	0	0	
2020	MIAMI	13	13	40	31	9	0.0	0.0	9	71	29	0	17	0	0	
NFL TOTALS		53	52	180	139	41	1.0	11.0	21	194	39	1	52	1	1	

XAVIEN HOWARD'S NFL PLAYOFF STATS

JAVIER HERNANDEZ CAREER TOTALS																
YEAR	TEAM	GP	GS	TACKLES					INTERCEPTIONS					FUMBLES		
				TOT	SOLO	ASST	SK	YDS	INT	YDS	LG	TD	PD	FF	FR	
2016	MIAMI	1	1	5	3	2	0.0	0.0	1	11	11	0	2	0	0	
PLAYOFF TOTALS		1	1	5	3	2	0.0	0.0	1	11	11	0	2	0	0	

SINGLE-GAME CAREER HIGHS

Tackles:	11	at Seattle, 9/11/16
Sacks:	1	at Buffalo, 12/17/17
Interceptions:	2	5 times, last: vs. Buffalo, 12/2/18
Passes Defended:	5	vs. Denver, 12/3/17
Fumble Recovery	1	vs. Chicago, 10/14/18
Forced Fumbles:	1	vs. Cleveland, 9/25/16



GUARD/TACKLE // 6-6 // 323 // LOUISIANA-LAFAYETTE '20
 ACQUIRED: D2A, '20
 HOMETOWN: BURKEVILLE, TEXAS // BORN: 8/25/96
 NFL: ROOKIE SEASON // DOLPHINS: ROOKIE SEASON

NFL CAREER

TRANSACTIONS:

- 2nd-round pick (39th overall) by Miami in the 2020 NFL draft.

CAREER HIGHLIGHTS:

- Played in 13 career games with 8 starts.

2020 (MIAMI):

- Played in 13 games with 8 starts at right tackle.

AT NEW ENGLAND (9/13): Played but did not record any stats.

- Made his NFL debut.

AT SAN FRANCISCO (10/11): Started at right tackle.

- Protected QB Ryan Fitzpatrick who posted the 3rd-best QB rating (154.5) in team history (min. 20 att.).
- Made his 1st NFL start.

VS. CINCINNATI (12/6): Started at right tackle.

- Protected QB Tua Tagovailoa and did not allow a sack.
- It was the 1st time the Dolphins did not allow a sack in multiple games in the same season since 2017.

BEFORE THE NFL

COLLEGE (LOUISIANA-LAFAYETTE):

- 4-year starter (2016-19).

CAREER: Started 45 games.

SENIOR (2019): Started 7 games.

- Helped the offense rank 1st in the Sun Belt and 5th in the nation allowing just 1.07 sacks per game, and 3rd in the nation with 6.28 yards per carry.

- 1st-team All-Sun Belt.

JUNIOR (2018): Started all 14 games.

- 2nd-team All Sun Belt.

SOPHOMORE (2017): Started 11 games – 9 at left guard and 2 at left tackle.

REDSHIRT FRESHMAN (2016): Started all 13 games at left guard.

- Redshirted in 2015.

HIGH SCHOOL (BURKEVILLE HS – BURKEVILLE, TEXAS)

- Also played basketball and earned 1st-team all-district honors.

SENIOR (2014):

- 1st-team all-district.

JUNIOR (2013):

- 1st-team all-district.
- Also averaged 18.9 points per game and 11.0 rebounds named 1st-team all-district in basketball.

OFF THE FIELD

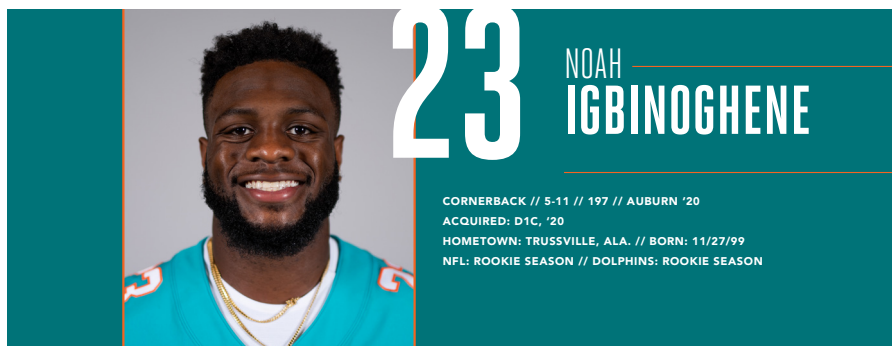
PERSONAL:

- **MAJOR:** General studies.

ROBERT HUNT'S NFL REGULAR SEASON STATS

GAMES/STARTS: 2020: 13/8

NFL TOTALS: 13/8



NFL CAREER

TRANSACTIONS:

- 1st-round pick (30th overall) by Miami in the 2020 NFL draft.

CAREER HIGHLIGHTS:

- Played in 13 career games with 2 starts.
- 10 tackles (9 solo), 1 pass defended and 1 fumble recovery.
- 2 kickoff returns for 36 yards (18.0 avg.).
- 2 special teams tackles (1 solo).

2020 (MIAMI):

- Played in 13 games with 2 starts.
- 10 tackles (9 solo), 1 pass defended and 1 fumble recovery.
- 2 kickoff returns for 36 yards (18.0 avg.).
- 2 special teams tackles (1 solo).

AT NEW ENGLAND (9/13): 2 solo tackles.

- Made his NFL debut.
- Became the youngest player to appear in a game in Dolphins history at 20 years, 291 days old.

VS. BUFFALO (9/20): 4 solo tackles.

- Recovered a TE Dawson Knox fumble forced by LB Kyle Van Noy in the 1st quarter.

AT ARIZONA (11/8): 2 kickoff returns for 36 yards (18.0 avg.); 1 solo special teams tackle.

BEFORE THE NFL

COLLEGE (AUBURN):

- 3-year letterman (2017-19) and 2-year starter.
- Also lettered in track.
- Switched from wide receiver to cornerback before the 2018 season.

CAREER: Played in 40 games with 22 starts; 92

23

NOAH IGBINOGHENE

CORNERBACK // 5-11 // 197 // AUBURN '20

ACQUIRED: D1C, '20

HOMETOWN: TRUSSVILLE, ALA. // BORN: 11/27/99

NFL: ROOKIE SEASON // DOLPHINS: ROOKIE SEASON

tackles (67 solo), 1 interception, 19 passes defended and 1 forced fumble; 6 receptions for 24 yards (4.0 avg.); 1 carry for 11 yards; 44 kickoff returns for 1,199 yards (27.3 avg.) and 2 TDs.

JUNIOR (2019): Started all 13 games at cornerback; 42 tackles (28 solo) and 7 passes defended; 9 kickoff returns for 317 yards (35.2 avg.) and 1 TD.

SOPHOMORE (2018): Played in 13 games with 9 starts at cornerback; 50 tackles (39 solo), 1 interception, 12 passes defended and 1 forced fumble; 11 kickoff returns for 311 yards (28.3 avg.) and 1 TD.

TRUE FRESHMAN (2017): Played in all 14 games; 6 receptions for 24 yards (4.0 avg.); 1 carry for 11 yards; 24 kickoff returns for 571 yards (23.8 avg.).

- Competed in track and field; finished 7th in the triple jump (15.24 m) and 18th in the long jump (6.72 m) at the SEC indoor championships.
- Finished 15th in the long jump (7.51 m) at the SEC outdoor championships.

HIGH SCHOOL (HEWITT-TRUSSVILLE HS - TRUSSVILLE, ALA.)

- Played wide receiver.
- Also ran track.

SENIOR (2016): Caught 18 TDs.

- 1st-team all-state.

OFF THE FIELD

PERSONAL:

- His parents, Festus and Faith Igbinoghene, were both Olympic track athletes for Nigeria.
- **PRONUNCIATION:** Last name is pronounced IG-bin-OG-guh-nee.
- **MAJOR:** Science and mathematics.

NOAH IGBINOGHENE'S NFL REGULAR SEASON STATS

YEAR	TEAM	GP	GS	TACKLES					INTERCEPTIONS					FUMBLES	
				TOT	SOLO	ASST	SK	YDS	INT	YDS	LG	TD	PD	FF	FR
2020	MIAMI	13	2	10	9	1	0.0	0.0	0	0	0	0	1	0	1
NFL TOTALS		13	2	10	9	1	0.0	0.0	0	0	0	0	1	0	1

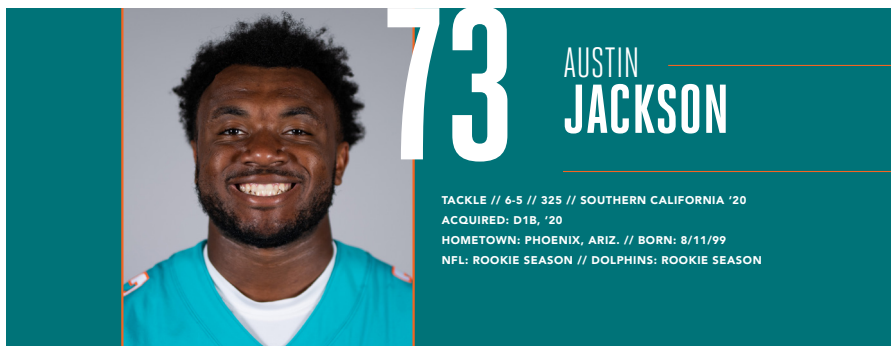
NOAH IGBINOGHENE'S NFL REGULAR SEASON RETURNING STATS												
YEAR	TEAM	KICKOFF RETURN					PUNT RETURN					
		KR	YDS	AVG	LG	TD	PR	FC	YDS	AVG	LG	TD
2020	MIAMI	2	36	18.0	22	0	0	0	0	0.0	0	0
NFL TOTALS		2	36	18.0	22	0	0	0	0	0.0	0	0

ADDITIONAL STATS

Special Teams Tackles: 2 in 2020.

SINGLE-GAME CAREER HIGHS

- Tackles: 4 vs. Buffalo, 9/20/20
- Passes Defended: 1 at Jacksonville, 9/24/20
- Fumble Recoveries: 1 vs. Buffalo, 9/20/20



NFL CAREER

TRANSACTIONS:

- 1st-round pick (18h overall) by Miami in the 2020 NFL draft.

CAREER HIGHLIGHTS:

- Played in 10 career games with 9 starts.

2020 (MIAMI):

- Played in 10 games with 9 starts at left tackle.
- Activated off injured reserve on Nov. 7.
- Missed 3 games after being placed on injured reserve on Oct. 9.

AT NEW ENGLAND (9/13):

- Started at left tackle.
- Made his NFL debut.
- Joined Solomon Kindley as the 1st Dolphins rookie duo to start a season opener on the offensive line since 2008 (Jake Long and Donald Thomas).

AT JACKSONVILLE (9/24):

- Started at left tackle.
- Protected QB Ryan Fitzpatrick who completed 18-of-20 passes (90.0 pct.) and set a new franchise record for completion percentage in a single game with a minimum of 20 attempts.

VS. CINCINNATI (12/6):

- Started at left tackle.
- Protected QB Tua Tagovailoa and did not allow a sack.
- It was the 1st time the Dolphins did not allow a sack in multiple games in the same season since 2017.

- 1st-team All-Pac 12.
 - Won the USC Chris Carlisle Courage Award.
- SOPHOMORE (2018):** Started all 12 games at left tackle.
- Co-recipient of the USC John McKay Award which recognizes competitive spirit.
- TRUE FRESHMAN (2017):** Played in all 14 games; 3 special teams tackles and 1 blocked field goal.
- VS. BUFFALO (9/20):** Started at left tackle.

HIGH SCHOOL (NORTH CANYON HS – PHOENIX, ARIZ.)

- Played offensive tackle and defensive end.
- Also played basketball and threw shot put and discus.

SENIOR (2016):

- 80 tackles, 4 sacks, 1 pass defended and 1 fumble recovery; 1 blocked punt and 1 blocked field goal.
- 1st-team All-American.
- 1st-team all-state.
- Placed 3rd in shot put and 11th in discus at the state Division II championships.

JUNIOR (2015):

- 72 tackles, 2 sacks, 1 pass defended and 3 forced fumbles; 2 blocked field goals.
- 1st-team All-American.
- 1st-team all-state.
- Placed 4th in discus and 6th in shot put at the state Division I championships.

SOPHOMORE (2014):

- 56 tackles and 5 sacks; 1 blocked field goal.

FRESHMAN (2013):

- 11 tackles.

OFF THE FIELD

PERSONAL:

- His grandfather, Melvin Jackson, played defensive tackle at USC (1974-75) and played 5 seasons with Green Bay (1976-80).
- Donated his bone marrow in July 2019 for his younger sister, Autumn, who has Diamond-Blackfan anemia.
- **MAJOR:** Political science.

BEFORE THE NFL

COLLEGE (SOUTHERN CALIFORNIA):

- 3-year letterman (2017-19) and 2-year starter.

CAREER:

- Played in 39 games with 25 starts.

JUNIOR (2019):

- Started all 13 games at left tackle; 1 blocked field goal.
- Honorable mention All-America.

AUSTIN JACKSON'S NFL REGULAR SEASON STATS

GAMES/STARTS: 2020: 10/9

NFL TOTALS: 10/9



NFL CAREER

TRANSACTIONS:

- Promoted to the active roster on Dec. 2, 2020.
- Elevated to the active roster on Nov. 24, 2020 as a COVID-19 replacement.
- Elevated to the active roster on Nov. 18, 2020 as a COVID-19 replacement.
- Elevated to the active roster on Nov. 13, 2020 as a COVID-19 replacement.
- Elevated to the active roster on Oct. 31, 2020.
- Elevated to the active roster on Oct. 17, 2020.
- Signed to Miami's practice squad on Sept. 6, 2020.
- Waived by Miami on Sept. 5, 2020.
- Signed by Miami as an undrafted college free agent on April 29, 2020.

CAREER HIGHLIGHTS:

- Played in 4 games.

2020 (MIAMI):

- Played in 4 games.
- Inactive for 3 games.
- Promoted to the active roster on Dec. 2.
- Elevated to the active roster for 5 games.

VS. N.Y. JETS (10/18): Played but did not record any stats.

- Made his NFL and Dolphins debut.

VS. L.A. CHARGERS (11/15): 1 solo tackle.

AT DENVER (11/22): 1 assisted tackle.

BEFORE THE NFL

COLLEGE (MISSISSIPPI):

- 4-year letterman (2016-19) and 3-year starter.

BENITO JONES' NFL REGULAR SEASON STATS

YEAR	TEAM	GP	GS	TACKLES					INTERCEPTIONS					FUMBLES	
				TOT	SOLO	ASST	SK	YDS	INT	YDS	LG	TD	PD	FF	FR
2020	MIAMI	4	0	2	1	1	0.0	0.0	0	0	0	0	0	0	0
NFL TOTALS		4	0	2	1	1	0.0	0.0	0	0	0	0	0	0	0

CAREER: Played in all 48 games with 36 starts – 32 at nose tackle and 4 at defensive tackle; 132 tackles (66 solo), 10.5 sacks, 1 interception, 1 pass defended, 1 forced fumble and 1 fumble recovery.

- His 31 tackles for loss ranked 9th in school history.

SENIOR (2019): Played in all 12 games with 10 starts at nose tackle; 30 tackles (19 solo), 5.5 sacks, 1 interception and 1 pass defended.

- His 30 tackles led the Southeastern Conference among nose tackles and ranked 4th in the nation.

- 2nd-team All-SEC.

JUNIOR (2018): Started all 12 games at nose tackle; 34 tackles (16 solo) and 3 sacks.

SOPHOMORE (2017): Played in all 12 games with 10 starts at nose tackle; 29 tackles (18 solo), 1.5 sacks, 1 forced fumble and 1 fumble recovery.

TRUE FRESHMAN (2016): Played in all 12 games with 4 starts at defensive tackle; 39 tackles (13 solo) and 0.5 sacks.

- 3rd-team Freshman All-American.
- SEC All-Freshman team.

HIGH SCHOOL (WAYNE COUNTY HS – WAYNESBORO, MISS.)

SENIOR (2015): 83 tackles and 14 sacks.

- Helped his school win the state championship.
- 5A Defensive Player of the Year.
- 1st-team all-state.

OFF THE FIELD

PERSONAL:

- **MAJOR:** General studies.



NFL CAREER

TRANSACTIONS:

- 3rd-round pick (70th overall) by Miami in the 2020 NFL draft.

CAREER HIGHLIGHTS:

- Played in 13 career games with 3 starts.
- 49 tackles (33 solo), 1 sack and 1 pass defended.
- 2 assisted special teams tackles.

2020 (MIAMI):

- Played in 13 games with 3 starts.
- 49 tackles (33 solo), 1 sack and 1 pass defended.
- 2 assisted special teams tackles.

AT NEW ENGLAND (9/13): 9 tackles (7 solo).

- Made his NFL debut.

AT JACKSONVILLE (9/24): 5 tackles (3 solo).

AT N.Y. JETS (11/29): 3 tackles (2 solo) and 1 sack.

- Sacked QB Sam Darnold on 3rd-and-3 for a loss of 9 yards in the 1st quarter.
- It was his 1st career sack.

BEFORE THE NFL

COLLEGE (TEXAS):

- 4-year letterman (2016-19) and 3-year starter.

CAREER: Played in 46 games with 35 starts; 233 tackles (175 solo), 1 sack, 4 interceptions, 11 passes defended, 2 forced fumbles and 3 fumble recoveries; 2 blocked punts; 3 kickoff returns for 55 yards (18.3 avg.); 14 punt returns for 161 yards (11.5 avg.).

SENIOR (2019): Started 12 games; 86 tackles (64 solo), 1 sack, 2 interceptions, 6 passes defended, 1 forced fumble and 1 fumble recovery; 6 punt returns for 63 yards (10.5 avg.).

- Voted a team captain.

SAFETY // 6-0 // 191 // TEXAS '20

ACQUIRED: D3, '20

HOMETOWN: NACOGDOCHES, TEXAS // BORN: 4/2/98

NFL: ROOKIE SEASON // DOLPHINS: ROOKIE SEASON

JUNIOR (2018): Started 10 games; 70 tackles (48 solo), 2 interceptions, 3 passes defended and 2 fumble recoveries; 6 punt returns for 65 yards (10.8 avg.).

- Honorable mention All-Big 12.

SOPHOMORE (2017): Started 12 games; 61 tackles (51 solo), 2 passes defended and 1 forced fumble; 1 kickoff return for 11 yards.

TRUE FRESHMAN (2016): Played all 12 games with 1 start; 16 tackles (12 solo); 2 blocked punts; 2 kickoff returns for 44 yards (22.0 avg.); 2 punt returns for 33 yards (16.5 avg.).

HIGH SCHOOL (NACOGDOCHES HS – NACOGDOCHES, TEXAS)

- Played on offense, defense and special teams.
- Also ran track and placed 3rd in the state championships as the anchor on the 4x200m team.

SENIOR (2015): 124 tackles and 2 interceptions; 8 TDs on offense and special teams.

- All-American.
- Texas Defensive Player of the Year.
- 1st-team all-state.
- All-district.

JUNIOR (2014): 30 tackles and 2 forced fumbles.

SOPHOMORE (2013): 95 tackles, 5 interceptions and 13 passes defended; 1 interception return for a TD.

- Honorable mention all-state.
- 1st-team all-district at defensive back and return specialist.

OFF THE FIELD

PERSONAL:

- **MAJOR:** Sport management.

BRANDON JONES' NFL REGULAR SEASON STATS

YEAR	TEAM	GP	GS	TACKLES					SK	YDS	INTERCEPTIONS					FUMBLES	
				TOT	SOLO	ASST					INT	YDS	LG	TD	PD	FF	FR
2020	MIAMI	13	3	49	33	16	1.0	9.0			0	0	0	0	1	0	0
NFL TOTALS		13	3	49	33	16	1.0	9.0			0	0	0	0	1	0	0

SINGLE-GAME CAREER HIGHS

Tackles: 9 at New England, 9/13/20
Sacks: 1 at N.Y. Jets, 11/29/20
Passes Defended: 1 vs. N.Y. Jets, 10/18/20

ADDITIONAL STATS

Special Teams Tackles: 2 in 2020.



NFL CAREER

TRANSACTIONS:

- Signed by Miami as an unrestricted free agent from Dallas on March 21, 2020.
- 1st-round pick (27th overall) by Dallas in the 2015 NFL draft.

CAREER HONORS:

- 2020 Walter Payton Man of the Year Nominee.
- No. 97 on the NFL Network Top 100 list in 2019.
- 2018 Pro Bowl selection.
- 2018 2nd-team All-Pro.

CAREER HIGHLIGHTS:

- Played in 90 career games with 84 starts.
- 352 tackles (272 solo), 3 interceptions, 47 passes defended and 4 forced fumbles; 1 interception return for a TD.
- 21 special teams tackles (17 solo).

2020 (MIAMI):

- Started 11 games.
- Inactive for 2 games.
- 26 tackles (21 solo), 1 interception, 3 passes defended and 1 forced fumble.

AT ARIZONA (11/8): 5 solo tackles.

VS. L.A. CHARGERS (11/15): 3 solo tackles and 1 pass defended.

VS. KANSAS CITY (12/13): 3 tackles (2 solo), 1 interception, 1 pass defended and 1 forced fumble.

- Intercepted QB Patrick Mahomes in the 1st quarter.
- Forced a WR Mecole Hardman fumble in the 3rd quarter that was recovered by LB Kamu Grugier-Hill.

HONORS:

- Walter Payton Man of the Year Nominee.

2019 (DALLAS):

- Played in 15 games with 14 starts at cornerback.
- Inactive for 1 game.
- 44 tackles (35 solo), 6 passes defended and 1 forced fumble.
- 2 solo special teams tackles.

AT WASHINGTON (9/15): 8 solo tackles and 1 pass defended.

VS. PHILADELPHIA (10/20): 2 tackles (1 solo), 1 pass defended and 1 forced fumble.

- Forced a RB Boston Scott fumble in the 4th quarter.

AT CHICAGO (12/5): 6 solo tackles.

HONORS:

- No. 97 on the NFL Network Top 100 list.

2018 (DALLAS):

- Started all 16 games at cornerback.
- 65 tackles (54 solo) and 14 passes defended.
- 2 solo special teams tackles.

AT HOUSTON (10/7): 10 tackles (8 solo) and 2 passes defended.

AT ATLANTA (11/18): 7 tackles (5 solo) and 1 pass defended.

VS. TAMPA BAY (12/23): 7 solo tackles and 1 pass defended.

POSTSEASON:

NFC WILD CARD VS. SEATTLE (1/5): 4 tackles (2 solo).

NFC DIVISIONAL AT L.A. RAMS (1/12): 4 solo tackles and 1 pass defended.

PRO BOWL:

- Earned his 1st Pro Bowl selection.

HONORS:

- 2nd-team All-Pro cornerback.

2017 (DALLAS):

- Started all 16 games at safety.
- 71 tackles (48 solo), 1 interception, 5 passes defended and 1 forced fumble; 1 interception return for a TD.
- 9 special teams tackles (7 solo).

AT ARIZONA (9/25): 5 tackles (3 solo) and 2 passes defended.

AT WASHINGTON (10/29): 4 tackles (1 solo), 1 interception and 1 pass defended; 1 interception return for a TD.

- Intercepted QB Kirk Cousins and returned it 21 yards for a TD in the 4th quarter.

AT PHILADELPHIA (12/31): 5 solo tackles and 1 forced fumble.

- Forced a WR Marcus Johnson fumble in the 4th quarter.

2016 (DALLAS):

- Started all 16 games at safety.
- 81 tackles (67 solo), 1 interception, 10 passes

defensed and 1 forced fumble.

- 7 special teams tackles (6 solo).

AT PITTSBURGH (11/13): 12 tackles (11 solo).

VS. WASHINGTON (11/24): 7 solo tackles and 2 passes defensed.

VS. TAMPA BAY (12/18): 7 tackles (4 solo), 1 interception and 2 passes defensed.

- Intercepted a QB Jameis Winston pass intended for WR Mike Evans for a 7-yard return in the 2nd quarter.

POSTSEASON:

NFC DIVISIONAL VS. GREEN BAY (1/15): 5 solo tackles and 2 passes defensed.

2015 (DALLAS):

- Played in all 16 games with 11 starts at safety.
- 65 tackles (47 solo) and 9 passes defensed.
- 1 assisted special teams tackle.

AT N.Y. GIANTS (10/25): 7 tackles (6 solo).

- Made his NFL debut.

VS. PHILADELPHIA (11/8): 5 solo tackles and 2 passes defensed.

VS. N.Y. JETS (12/19): 6 solo tackles.

BEFORE THE NFL

COLLEGE (CONNECTICUT):

- 4-year starter (2011-14).

CAREER: Played in 43 games with 38 starts; 222 tackles (130 solo), 8 interceptions, 26 passes defensed and 1 fumble recovery; 1 fumble recovery TD; 1 blocked punt for a TD.

SENIOR (2014): Started 7 games at cornerback; 24 tackles (16 solo), 2 interceptions and 6 passes defensed; 1 interception return for a TD.

JUNIOR (2013): Played in all 12 games with 11 starts at cornerback; 60 tackles (42 solo), 3 interceptions and 11 passes defensed.

SOPHOMORE (2012): Started all 12 games at safety; 87 tackles (39 solo), 1 interception and 3 passes defensed.

- His 87 tackles ranked 3rd on the team.

REDSHIRT FRESHMAN (2011): Played in all 12 games with 8 starts at safety; 51 tackles (33 solo), 2 interceptions, 6 passes defensed and 1 fumble recovery; 1 fumble recovery TD; 1 blocked punt for a TD.

- Redshirted in 2010.

HIGH SCHOOL (ST. PAUL CATHOLIC HS – BRISTOL, CONN.)

- Played on both defense and special teams.
- Also played basketball and ran track.

SENIOR (2009):

- All-state.
- 1st-team All-Naugatuck Valley
- Served as a team captain.

OFF THE FIELD

PERSONAL:

- Interned for Connecticut State Rep. Joe Aresimowicz and former U.S. Rep. Elizabeth Esty in the summer of 2013.
- **MAJOR:** Economics.

BYRON JONES' NFL REGULAR SEASON STATS

YEAR	TEAM	GP	GS	TACKLES			SK	YDS	INTERCEPTIONS					FUMBLES	
				TOT	SOLO	ASST			INT	YDS	LG	TD	PD	FF	FR
2015	DALLAS	16	11	65	47	18	0.0	0.0	0	0	0	0	9	0	0
2016	DALLAS	16	16	81	67	14	0.0	0.0	1	7	7	0	10	1	0
2017	DALLAS	16	16	71	48	23	0.0	0.0	1	21	21	1	5	1	0
2018	DALLAS	16	16	65	54	11	0.0	0.0	0	0	0	0	14	0	0
2019	DALLAS	15	14	44	35	9	0.0	0.0	0	0	0	0	6	1	0
2020	MIAMI	11	11	26	21	5	0.0	0.0	1	15	15	0	3	1	0
NFL TOTALS		90	84	352	272	80	0.0	0.0	3	43	21	1	47	4	0

BYRON JONES' NFL PLAYOFF STATS

YEAR	TEAM	GP	GS	TACKLES			SK	YDS	INTERCEPTIONS					FUMBLES	
				TOT	SOLO	ASST			INT	YDS	LG	TD	PD	FF	FR
2016	DALLAS	1	1	5	5	0	0.0	0.0	0	0	0	0	2	0	0
2018	DALLAS	2	2	8	6	2	0.0	0.0	0	0	0	0	1	0	0
PLAYOFF TOTALS		3	3	13	11	2	0.0	0.0	0	0	0	0	3	0	0

ADDITIONAL STATS

Defensive Touchdowns: 21-yard interception return at Washington (10/29/17).

Special Teams Tackles: 1 in 2015, 7 in 2016, 9 in 2017, 2 in 2018, 2 in 2019 for total of 21.

SINGLE-GAME CAREER HIGHS

Tackles:	12	at Pittsburgh, 11/13/16
Interceptions:	1	twice, last: at Washington, 10/29/17
Passes Defensed:	3	vs. Jacksonville, 10/14/18
Forced Fumbles:	1	3 times, last: vs. Philadelphia, 10/20/19



NFL CAREER

TRANSACTIONS:

- Signed by Miami as an unrestricted free agent from New England on March 21, 2020.
- 6th-round pick (221st overall) by New England in the 2016 NFL draft.

CAREER HIGHLIGHTS:

- Played in 73 career games with 33 starts.
- Appeared in 10 postseason games with 1 start.
- Won Super Bowls LI and LIII with New England.

2020 (MIAMI):

- Started 13 games at center.

AT JACKSONVILLE (9/24):

- Protected QB Ryan Fitzpatrick who completed 18-of-20 passes (90.0 pct.) and set a new franchise record for completion percentage in a single game with a minimum of 20 attempts.

AT SAN FRANCISCO (10/11):

- Protected QB Ryan Fitzpatrick who posted the 3rd-best QB rating (154.5) in team history (min. 20 att.).

VS. CINCINNATI (12/6):

- Protected QB Tua Tagovailoa and did not allow a sack.
- It was the 1st time the Dolphins did not allow a sack in multiple games in the same season since 2017.

2019 (NEW ENGLAND):

- Started 15 games at center.
- Inactive for 1 game.
- Committed just 2 penalties.

VS. PITTSBURGH (9/8):

AT PHILADELPHIA (11/17):

VS. BUFFALO (12/21):

POSTSEASON:

AFC WILD CARD VS. TENNESSEE (1/4):

Started at center.

2018 (NEW ENGLAND):

- Played in 13 games with 2 starts at right guard.
- Inactive for 3 games.
- Committed just 1 penalty.

VS. GREEN BAY (11/4):

AT TENNESSEE (11/11):

POSTSEASON:

AFC DIVISIONAL VS. L.A. CHARGERS (1/13):

Played but did not record any stats.

AFC CHAMPIONSHIP AT KANSAS CITY (1/20):

Played but did not record any stats.

SUPER BOWL LIII VS. L.A. RAMS (2/3):

Played but did not record any stats.

2017 (NEW ENGLAND):

- Played in all 16 games with 2 starts at center.
- Did not commit any penalties.

AT OAKLAND (11/19):

VS. MIAMI (11/26):

POSTSEASON:

AFC DIVISIONAL VS. TENNESSEE (1/13):

Played but did not record any stats.

AFC CHAMPIONSHIP VS. JACKSONVILLE (1/21):

Played but did not record any stats.

SUPER BOWL LII VS. PHILADELPHIA (2/4):

Played but did not record any stats.

2016 (NEW ENGLAND):

- Played in all 16 games with 1 start at right guard.
- Committed just 1 penalty.

AT ARIZONA (9/11):

- Made his NFL debut.

POSTSEASON:

AFC DIVISIONAL VS. HOUSTON (1/14):

Played but did not record any stats.

AFC CHAMPIONSHIP VS. PITTSBURGH (1/22):

Played but did not record any stats.

SUPER BOWL LI VS. ATLANTA (2/5):

Played but did not record any stats.

BEFORE THE NFL

COLLEGE (ILLINOIS):

- 4-year starter (2012-15).

CAREER:

Played in 44 games with 43 starts at right guard.

SENIOR (2015):

- 3rd-team All-Big Ten.
- Team captain.

JUNIOR (2014):

- Honorable mention All-Big Ten.

SOPHOMORE (2013):

Played in 11 games with 10 starts at right guard.

REDSHIRT FRESHMAN (2012): Started all 12 games at right guard.
• Redshirted in 2011.

HIGH SCHOOL (CATHEDRAL HS – INDIANAPOLIS, IND.)

- Played offensive guard.

SENIOR (2010):

- All-state.
- All-Midwest Region.
- Catholic All-American.
- Helped his team win the state championship.

JUNIOR (2009):

- All-state.

SOPHOMORE (2008):

- Helped his team win the state championship.

OFF THE FIELD

COMMUNITY:

- Gave a sendoff speech at a special Hard Rock Stadium drive-in graduation ceremony for 2020 Miami Gardens high school seniors.

PERSONAL:

- Earned his Master of Business Administration from Indiana University during the 2020 offseason.
- Became the 7th member of his family to play football in the Big Ten.
- Father, Ted Karras Jr., played for the Washington Redskins (1987).
- Grandfather, Ted Karras, played for the Pittsburgh Steelers (1958-59), Chicago Bears (1960-64), Detroit Lions (1965) and Los Angeles Rams (1966).
- **PRONUNCIATION:** Last name is pronounced CARE-us.
- **MAJOR:** Communication.
- **GRADUATE DEGREES:** Business administration (Indiana) and recreation, sports and tourism (Illinois).

TED KARRAS' NFL REGULAR SEASON STATS

GAMES/STARTS: (New England) 2016: 16/1, 2017: 16/2, 2018: 13/2, 2019: 15/15, (Miami) 2020: 13/13 **NFL TOTALS: 73/33**

TED KARRAS' NFL PLAYOFF STATS

GAMES/STARTS: (New England) 2016: 3/0, 2017: 3/0, 2018: 3/0, 2019: 1/1 **PLAYOFF TOTALS: 10/1**



66

SOLOMON
KINDLEY

GUARD // 6-4 // 339 // GEORGIA '20

ACQUIRED: D4, '20

HOMETOWN: JACKSONVILLE, FLA. // BORN: 7/31/97

NFL: ROOKIE SEASON // DOLPHINS: ROOKIE SEASON

NFL CAREER

TRANSACTIONS:

- 4th-round pick (111th overall) by Miami in the 2020 NFL draft.

CAREER HIGHLIGHTS:

- Started 12 career games.

2020 (MIAMI):

- Started 12 games – 10 at right guard, 1 at left guard and 1 as an extra offensive lineman.
- Inactive for 1 game.

AT NEW ENGLAND (9/13):

- Started at right guard.
- Made his NFL debut.
- Joined Austin Jackson as the 1st Dolphins rookie duo to start a season opener on the offensive line since 2008 (Jake Long and Donald Thomas).

AT JACKSONVILLE (9/24):

- Started at right guard.
- Protected QB Ryan Fitzpatrick who completed 18-of-20 passes (90.0 pct.) and set a new franchise record for completion percentage in a single game with a minimum of 20 attempts.

VS. CINCINNATI (12/6):

- Started at left guard.
- Protected QB Tua Tagovailoa and did not allow a sack.
- It was the 1st time the Dolphins did not allow a sack in multiple games in the same season since 2017.

BEFORE THE NFL

COLLEGE (GEORGIA):

- 4-year letterman (2016-19) and 3-year starter.

CAREER: Played in 43 games with 32 starts – 25 at left guard and 7 at right guard.

JUNIOR (2019): Played in 13 games with 11 starts at left guard.

SOPHOMORE (2018): Started all 14 games at left guard.

REDSHIRT FRESHMAN (2017): Played in all 15 games with 7 starts at right guard.

- Freshman All-SEC.
- Awarded a redshirt for 2016 season.

TRUE FRESHMAN (2016): Played in 1 game.

HIGH SCHOOL (WILLIAM RAINES SENIOR HS – JACKSONVILLE, FLA.)

- Also swam and played basketball.

SENIOR (2015):

- 2nd-team all-state.

OFF THE FIELD

PERSONAL:

- **MAJOR:** Sport management.

SOLOMON KINDLEY'S NFL REGULAR SEASON STATS

GAMES/STARTS: 2020: 12/12

NFL TOTALS: 12/12



RUNNING BACK // 6-0 // 197 // CALIFORNIA '19
ACQUIRED: FA, '19
HOMETOWN: ARROYO GRANDE, CALIF. // BORN: 8/17/95
NFL: SECOND SEASON // DOLPHINS: SECOND SEASON

NFL CAREER

TRANSACTIONS:

- Signed by Miami as an undrafted college free agent on May 9, 2019.

CAREER HIGHLIGHTS:

- Played in 28 career games with 4 starts.
- 73 carries for 220 yards (3.0 avg.) and 1 TD.
- 31 receptions for 260 yards (8.4 avg.).
- 7 special teams tackles (6 solo).
- His 204 receiving yards in 2019 were the 2nd-most by any rookie running back in the NFL that season:

NFL RECEIVING LEADERS (2019 ROOKIE RUNNING BACKS)

PLAYER	TEAM	REC	YDS	AVG
1. Miles Sanders	Phil.	50	509	10.2
2. PATRICK LAIRD	MIA.	23	204	8.9
3. Devin Singletary	Buf.	29	194	6.7
4. David Montgomery	Chi.	25	185	7.4
5. Josh Jacobs	Oak.	20	166	8.3

- His 204 receiving yards from Week 10 through the end of the season were tied for 12th in the NFL among all running backs.

2020 (MIAMI):

- Played in 13 games.
- 11 carries for 52 yards (4.7 avg.).
- 8 receptions for 56 yards (7.0 avg.).
- 1 solo special teams tackle.

VS. L.A. CHARGERS (11/15): 2 carries for 19 yards (9.5 avg.); 1 solo special teams tackle.

AT N.Y. JETS (11/29): 1 carry for 9 yards.

VS. CINCINNATI (12/6): 3 carries for 6 yards (2.0 avg.); 2 receptions for 16 yards (8.0 avg.).

2019 (MIAMI):

- Played in 15 games with 4 starts.
- Inactive for 1 game.
- 62 carries for 168 yards (2.7 avg.) and 1 TD; 23 receptions for 204 yards (8.9 avg.).
- 6 special teams tackles (5 solo).
- His 204 receiving yards were the 2nd-most by any rookie running back in the NFL.
- His 204 receiving yards from Week 10 through the end of the season were tied for 12th in the NFL among all running backs.

VS. PHILADELPHIA (12/1): 10 carries for 5 yards (0.5

avg.) and 1 TD; 4 receptions for 43 yards (10.8 avg.).

- Ran for a 4-yard TD and then caught a 2-point conversion pass from QB Ryan Fitzpatrick to give Miami a 34-28 in the 4th quarter.
- It was his first career TD.

AT N.Y. JETS (12/8): 15 carries for 48 yards (3.2 avg.); 4 receptions for 38 yards (9.5 avg.).

- Made his 1st career start.

AT N.Y. GIANTS (12/15): 12 carries for 46 yards (3.8 avg.); 2 receptions for 8 yards (4.0 avg.); 1 solo special teams tackle.

BEFORE THE NFL

COLLEGE (CALIFORNIA):

- 4-year letterman (2014; 2016-18) and 2-year starter.

CAREER: Played in 41 games with 21 starts; 425 carries for 2,153 yards (5.1 avg.) and 14 TDs; 99 receptions for 608 yards (6.1 avg.) and 5 TDs; 2-of-2 passing (100 pct.) for 25 yards.

SENIOR (2018): Started all 13 games; 223 carries for 961 yards (4.3 avg.) and 5 TDs; 51 receptions for 288 yards (5.7 avg.) and 4 TDs; 2-of-2 passing (100 pct.) for 25 yards.

- Finalist for the Burlsworth Trophy (nation's best former walk-on).
- His 51 receptions were the most in school history by a running back.
- Voted a team captain.

JUNIOR (2017): Played in 11 games with 8 starts; 191 carries for 1,127 yards (5.9 avg.) and 8 TDs; 45 receptions for 322 yards (7.2 avg.) and 1 TD.

- Honorable mention All-Pac-12.
- His 5.9 yards per carry ranked 6th in the Pac-12 (min. 100 attempts).
- His 1,127 rushing yards ranked 8th in the Pac-12.

REDSHIRT SOPHOMORE (2016): Played in all 12 games; 8 carries for 59 yards (7.4 avg.) and 1 TD; 3 receptions for -2 yards (-0.7 avg.).

- Redshirted in 2015.

TRUE FRESHMAN (2014): Played in 5 games; 3 carries for 6 yards (2.0 avg.).

HIGH SCHOOL (MISSION COLLEGE PREP HS - SAN LUIS OBISPO, CALIF.)

- Played running back and defensive back.
- Also lettered in basketball.

CAREER: 547 carries for 4,551 yards (8.3 avg.) and 50 TDs; 47 receptions for 734 yards (15.6 avg.) and 11 TDs; 77 tackles, 2 sacks, 5 interceptions, 12 passes defended and 1 fumble recovery; 16 kickoff returns for 483 yards (30.2 avg.); 11 punt returns for 142 yards (12.9 avg.); 1 blocked punt.

SENIOR (2013): 408 carries for 3,117 yards (7.6 avg.) and 32 TDs; 7 receptions for 67 yards (9.6 avg.) and 2 TDs.

JUNIOR (2012): 77 carries for 970 yards (12.6 avg.) and 13 TDs; 27 receptions for 506 yards (18.7 avg.) and 7 TDs; 51 tackles, 2 sacks, 1 interception and 6 passes defended; 4 kickoff returns for 65 yards (16.3 avg.); 2 punt returns for 31 yards (15.5 avg.).

SOPHOMORE (2011): 62 carries for 464 yards (7.5 avg.); 13 receptions for 161 yards (12.4 avg.) and 2 TDs; 26 tackles, 2 interceptions, 3 passes defended and 1 fumble recovery; 8 kickoff returns for 227 yards (28.4 avg.); 3 punt returns for 45 yards (15.0 avg.); 1 blocked punt.

OFF THE FIELD

COMMUNITY:

- In 2020, hosted the 3rd annual Patrick Laird Summer Reading Challenge to encourage kids to read.
- In 2019, collaborated with fellow Dolphins rookies and Neighbors4Neighbors to sponsor four South Florida families with holiday gifts and game tickets.
- Volunteered with Big Brothers Big Sisters of Miami for the Dolphins Kids Cook-Off at Publix and Top Golf event through Football Unites.

PERSONAL:

- **MAJOR:** Political science and business administration.

PATRICK LAIRD'S NFL REGULAR SEASON STATS

YEAR	TEAM	GP	GS	RUSHING				LG	TD	RECEIVING				
				ATT	YDS	AVG				REC	YDS	AVG	LG	TD
2019	MIAMI	15	4	62	168	2.7		4	1	23	204	8.9	21	0
2020	MIAMI	13	0	11	52	4.7		0	0	8	56	7.0	17	0
NFL TOTALS		28	4	73	220	3.0		4	1	31	260	8.4	21	0

ADDITIONAL STATS

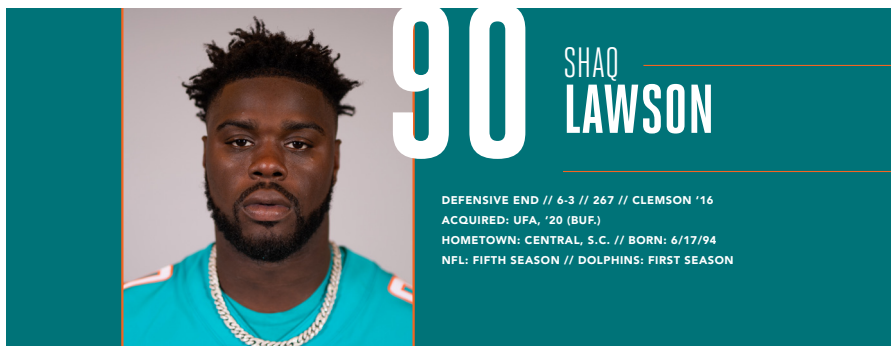
Special Teams Tackles: 6 in 2019, 1 in 2020 for total of 7.

2019 GAME-BY-GAME STATS (MIAMI)

DATE	OPPONENT	P/S	ATT	YDS	AVG	LG	TD
09/08	BALTIMORE		INACTIVE				
09/15	NEW ENGLAND	1/0	0	0	0.0	0	0
09/22	at Dallas	1/0	0	0	0.0	0	0
09/29	L.A. CHARGERS	1/0	0	0	0.0	0	0
10/13	WASHINGTON	1/0	0	0	0.0	0	0
10/20	at Buffalo	1/0	0	0	0.0	0	0
10/28	at Pittsburgh	1/0	0	0	0.0	0	0
11/03	N.Y. JETS	1/0	0	0	0.0	0	0
11/10	at Indianapolis	1/0	2	4	2.0	3	0
11/17	BUFFALO	1/0	1	7	7.0	7	0
11/24	at Cleveland	1/0	3	20	6.7	13	0
12/01	PHILADELPHIA	1/0	10	5	0.5	4t	1
12/08	at N.Y. Jets	1/1	15	48	3.2	16	0
12/15	at N.Y. Giants	1/1	12	46	3.8	18	0
12/22	CINCINNATI	1/1	8	17	2.1	7	0
12/29	at New England	1/1	11	21	1.9	4	0
2019 TOTALS		15/4	62	168	2.7	18	1

2020 GAME-BY-GAME STATS (MIAMI)

DATE	OPPONENT	P/S	ATT	YDS	AVG	LG	TD
09/13	at New England	1/0	0	0	0.0	0	0
09/20	BUFFALO	1/0	0	0	0.0	0	0
09/24	at Jacksonville	1/0	0	0	0.0	0	0
10/04	SEATTLE	1/0	0	0	0.0	0	0
10/11	at San Francisco	1/0	0	0	0.0	0	0
10/18	N.Y. JETS	1/0	0	0	0.0	0	0
11/01	L.A. RAMS	1/0	0	0	0.0	0	0
11/08	at Arizona	1/0	1	-1	-1.0	-1	0
11/15	N.Y. JETS	1/0	2	19	9.5	17	0
11/22	at Denver	1/0	0	0	0.0	0	0
11/29	at N.Y. Jets	1/0	1	9	9.0	9	0
12/06	CINCINNATI	1/0	3	6	2.0	4	0
12/13	KANSAS CITY	1/0	4	19	4.8	9	0
12/20	NEW ENGLAND						
12/26	at Las Vegas						
01/03	at Buffalo						
2020 TOTALS		13/0	11	52	4.7	17	0



90

SHAQ
LAWSON

DEFENSIVE END // 6-3 // 267 // CLEMSON '16

ACQUIRED: UFA, '20 (BUF.)

HOMETOWN: CENTRAL, S.C. // BORN: 6/17/94

NFL: FIFTH SEASON // DOLPHINS: FIRST SEASON

NFL CAREER

TRANSACTIONS:

- Signed by Miami as an unrestricted free agent from Buffalo on March 21, 2020.
- 1st-round pick (19th overall) by Buffalo in the 2016 NFL draft.

CAREER HIGHLIGHTS:

- Played in 62 career games with 24 starts.
- 138 tackles (78 solo), 20.5 sacks, 11 passes defended, 6 forced fumbles and 1 fumble recovery.
- 1 fumble return for a TD.

2020 (MIAMI):

- Played in 12 games with 7 starts.
- Inactive for 1 game.
- 30 tackles (15 solo) and 4 sacks, 1 pass defended, 1 forced fumble and 1 fumble recovery.
- 1 fumble return for a TD.

VS. L.A. RAMS (11/1): 3 tackles (1 solo), 1 sack and 1 forced fumble.

- Strip-sacked QB Jared Goff in the 2nd quarter, forcing a fumble recovered by LB Kyle Van Noy, who returned it 28 yards to the Rams 1-yard line.

AT ARIZONA (11/8): 3 tackles (2 solo) and 1 fumble recovery; 1 fumble return for a TD.

- Recovered a QB Kyler Murray fumble forced by DE Emmanuel Ogbah and returned it 36 yards for a TD in the 1st quarter to give Miami a 7-0 lead.

VS/ CINCINNATI (12/6): 4 tackles (3 solo), 2 sacks and 1 pass defended

- Sacked QB Brandon Allen on 3rd-and-6 for a loss of 5 yards in the 4th quarter to force a punt.
- Sacked QB Brandon Allen again for a loss of 9 yards in the 4th quarter.

2019 (BUFFALO):

- Played in 15 games.
- Inactive for 1 game.
- 32 tackles (21 solo), 6.5 sacks, 2 passes defended and 1 forced fumble.

AT N.Y. JETS (9/8): 4 tackles (1 solo), 1 sack and 1 pass defended.

- Sacked QB Sam Darnold on 3rd-and-10 in the 2nd quarter, forcing the Jets to punt.

VS. DENVER (11/24): 2 solo tackles and 2 sacks.

- Sacked QB Brandon Allen on 3rd-and-3 in the 2nd quarter, forcing Denver to punt.
- Sacked QB Brandon Allen again on 3rd-and-3 for a loss of 10 yards in the 3rd quarter, forcing Denver to punt.

AT PITTSBURGH (12/15): 3 solo tackles, 1 sack and 1 forced fumble.

- Strip-sacked QB Devlin Hodges in the 3rd quarter.

POSTSEASON:

AFC WILD CARD AT HOUSTON (1/4): 2 solo tackles.

2018 (BUFFALO):

- Played in 14 games with 6 starts.
- Inactive for 2 games.
- 30 tackles (18 solo), 4 sacks, 5 passes defended and 2 forced fumbles.

VS. TENNESSEE (10/7): 1 solo tackle and 1 forced fumble.

- Forced a fumble by RB Dion Lewis in the 3rd quarter that was recovered by S Jordan Poyer.

AT HOUSTON (10/14): 2 solo tackles and 1 sack.

- Sacked former Clemson teammate QB Deshaun Watson in the 3rd quarter.

VS. MIAMI (12/30): 2 solo tackles, 2 sacks and 1 forced fumble.

- Sacked QB Ryan Tannehill on 3rd-and-10 for a loss of 8 yards in the 2nd quarter, forcing Miami to punt.
- Strip-sacked QB Ryan Tannehill and the fumble was recovered by DT Jordan Phillips in the 3rd quarter.
- It was the 1st multi-sack game of his career.

2017 (BUFFALO):

- Played in 11 games with 10 starts.
- Inactive for 1 game.
- Missed the rest of the season after being placed on injured reserve on Dec. 5.
- 33 tackles (17 solo), 4 sacks, 2 passes defended and 1 forced fumble.

VS. N.Y. JETS (9/10): 3 tackles (2 solo) and 1 pass defended.

AT CAROLINA (9/17): 6 tackles (2 solo), 1 sack.

- Sacked QB Cam Newton in 3rd quarter for a loss of 7 yards.

AT L.A. CHARGERS (11/19): 4 solo tackles, 1 sack and 1 forced fumble.

- Strip-sacked QB Philip Rivers in the 1st quarter.

2016 (BUFFALO):

- Played in 10 games with 1 start.
- Spent the first 6 games on the physically unable to perform list on Aug. 30 and activated on Oct. 21.
- 13 tackles (7 solo), 2 sacks, 1 pass defended and 1 forced fumble.

AT MIAMI (10/23): 1 solo tackle.

- Made his NFL debut.

VS. NEW ENGLAND (10/30): 3 tackles (1 solo) and 1 sack.

- Sacked QB Tom Brady in the 4th quarter.
- It was his 1st career sack.

VS. CLEVELAND (12/18): 1 solo tackle and 1 forced fumble.

- Forced a fumble by RB Duke Johnson Jr. in the 4th quarter to end the game.

BEFORE THE NFL

COLLEGE (CLEMSON):

- 3-year letterman (2013-15) and 1-year starter.

CAREER: Played in all 41 games with 16 starts; 124 tackles (68 solo), 20 sacks, 1 pass defended and 1 forced fumble; 1 blocked PAT.

- His 20 career sacks ranked 10th in school history.

JUNIOR (2015): Started all 15 games; 60 tackles (36 solo), 12.5 sacks and 1 forced fumble.

- 1st-team All-American.
- 1st-team All-ACC.
- Finalist for the Bronko Nagurski Trophy (best defensive player).

- Finalist for the Lombardi Award (based on performance, leadership, character and resiliency).

- Helped team finish as the national runner-up and win the ACC title.

- His 12.5 sacks were tied for 4th-most in a season in school history.

SOPHOMORE (2014): Played in all 13 games with 1 start; 34 tackles (15 solo) and 3.5 sacks; 1 blocked PAT.

TRUE FRESHMAN (2013): Played in all 13 games; 30 tackles (17 solo), 4 sacks and 1 pass defended.

- His 4 sacks tied for 1st among true freshmen in school history.
- 2nd-team Freshman All-American.

HIGH SCHOOL (HARGRAVE MILITARY ACADEMY – CHATHAM, VA.)

- Attended Hargrave Military Academy (Va.) following high school graduation from D.W. Daniel HS.

- Ranked the No. 1 prep school prospect in the nation.

SENIOR (2011 AT D.W. DANIEL HS): 99 tackles, 9 sacks and 5 forced fumbles.

JUNIOR (2010 AT D.W. DANIEL HS): 100 tackles, 13 sacks; 2 TDs.

- Defensive MVP in the North/South All-Star game.

OFF THE FIELD

PERSONAL:

- **MAJOR:** Parks, recreation and tourism management.

SHAQ LAWSON'S NFL REGULAR SEASON STATS

YEAR	TEAM	GP	GS	TACKLES					INTERCEPTIONS					FUMBLES	
				TOT	SOLO	ASST	SK	YDS	INT	YDS	LG	TD	PD	FF	FR
2016	BUFFALO	10	1	13	7	6	2.0	17.0	0	0	0	0	1	1	0
2017	BUFFALO	11	10	33	17	16	4.0	9.0	0	0	0	0	2	1	0
2018	BUFFALO	14	6	30	18	12	4.0	18.0	0	0	0	0	5	2	0
2019	BUFFALO	15	0	32	21	11	6.5	49.5	0	0	0	0	2	1	0
2020	MIAMI	12	7	30	15	15	4.0	26.0	0	0	0	0	1	1	1
NFL TOTALS		62	24	138	78	60	20.5	119.5	0	0	0	0	11	6	1

SHAQ LAWSON'S NFL PLAYOFF STATS

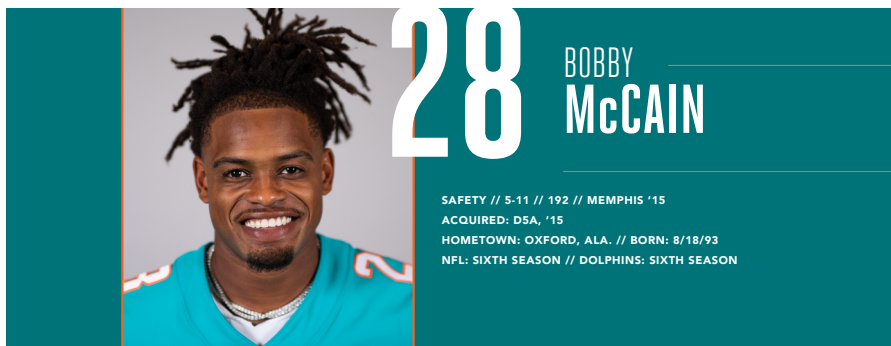
YEAR	TEAM	GP	GS	TACKLES					INTERCEPTIONS					FUMBLES	
				TOT	SOLO	ASST	SK	YDS	INT	YDS	LG	TD	PD	FF	FR
2019	BUFFALO	1	0	2	2	0	0.0	0.0	0	0	0	0	0	0	0
NFL TOTALS		1	0	2	2	0	0.0	0.0	0	0	0	0	0	0	0

ADDITIONAL STATS

Defensive Touchdowns: 36-yard fumble return on 11/8/20 at Arizona.

SINGLE-GAME CAREER HIGHS

Tackles:	7	vs. Chicago, 11/4/18
Sacks:	2.0	3 times, last: vs. Cincinnati, 12/6/20
Passes Defended:	2	vs. N.Y. Jets, 12/9/18
Forced Fumbles:	1	6 times, last: vs. L.A. Rams, 11/1/20
Fumble Recoveries:	1	at Arizona, 11/8/20



NFL CAREER

TRANSACTIONS:

- 5th-round pick (145th overall) by Miami in the 2015 NFL draft.

CAREER HIGHLIGHTS:

- Played in 84 career games with 53 starts.
- 235 tackles (185 solo), 4 sacks, 7 interceptions, 30 passes defended and 1 forced fumble.
- 11 special teams tackles (7 solo).

2020 (MIAMI):

- Started 13 games.
- 40 tackles (33 solo), 1 interception and 5 passes defended.

VS. SEATTLE (10/4): 3 solo tackles, 1 interception and 1 pass defended.

- Intercepted a QB Jimmy Garoppolo pass intended for RB Jerick McKinnon in the 2nd quarter and returned it 19 yards.

AT ARIZONA (11/8): 4 solo tackles.

VS. CINCINNATI (12/6): 3 solo tackles and 1 pass defended.

2019 (MIAMI):

- Played in 9 games with 8 starts.
- Inactive for 1 game.
- Missed the rest of the season after being placed on injured reserve on Nov. 20.
- 25 tackles (19 solo), 2 interceptions and 3 passes defended.
- Served as a season-long team captain.

VS. NEW ENGLAND (9/15): 7 tackles (5 solo).

AT DALLAS (9/22): 5 tackles (3 solo), 1 interception and 1 pass defended.

- Intercepted QB Dak Prescott and returned it 21 yards in the 2nd quarter.

AT INDIANAPOLIS (11/10): 3 solo tackles, 1 interception and 1 pass defended.

- Intercepted QB Brian Hoyer in the 2nd quarter, returning it 32 yards to the Colts' 12-yard line.

2018 (MIAMI):

- Played in 14 games with 13 starts.
- Inactive for 2 games.
- 60 tackles (50 solo), 2 sacks, 1 interception and 5 passes defended.

- 1 assisted special teams tackle.
 - Served as a season-long team captain.
- VS. OAKLAND (9/23):** 8 tackles (5 solo) and 1 pass defended; 1 assisted special teams tackle.
- VS. BUFFALO (12/2):** 4 solo tackles and 1 sack.
- Sacked QB Josh Allen on 2nd-and-9 for a loss of 7 yards with 5:14 left in the 4th quarter.
- VS. NEW ENGLAND (12/9):** 7 tackles (4 solo) and 1 sack.
- Sacked QB Tom Brady for a loss of 7 yards on third-and-3 in the 3rd quarter.

2017 (MIAMI):

- Played in all 16 games with 7 starts.
- 45 tackles (33 solo), 1 sack, 2 interceptions and 7 passes defended.
- 2 solo special teams tackles.

VS. N.Y. JETS (10/22): 2 solo tackles, 1 interception and 1 pass defended.

- Intercepted QB Josh McCown and returned it 6 yards to the Jets 17-yard line with 47 seconds left, setting up K Cody Parkey's 39-yard game-winning field goal.

AT NEW ENGLAND (11/26): 2 tackles (1 solo), 1 interception and 1 pass defended.

- Intercepted QB Tom Brady on a third-and-8 in the 2nd quarter.
- It was just the 3rd interception of Brady's season up until that point (Week 12).

VS. DENVER (12/3): 3 solo tackles, 1 sack and 3 passes defended.

- Deflected a QB Trevor Siemian pass that was intercepted by S T.J. McDonald on Denver's 1st possession of the game.
- Sacked Siemian for a loss of 13 yards with 11 seconds left in the game.

2016 (MIAMI):

- Played in all 16 games with 8 starts.
- 44 tackles (32 solo), 1 sack, 1 interception, 6 passes defended and 1 forced fumble.
- 2 special teams tackles (1 solo).

AT CINCINNATI (9/29): 4 tackles (2 solo), 1 sack and 1 pass defended.

- Sacked QB Andy Dalton for a loss of 11 yards for the 1st sack of his career.

VS. N.Y. JETS (11/6): 3 solo tackles, 1 interception and 1 pass defended.

- Intercepted QB Ryan Fitzpatrick in the end zone

in the 4th quarter for his 1st career interception.
VS. NEW ENGLAND (1/1): 6 tackles (5 solo) and 1 pass defended.

POSTSEASON:

AFC WILD CARD AT PITTSBURGH (1/8): 2 assisted tackles.

2015 (MIAMI):

- Played in all 16 games with 4 starts.
- 22 tackles (19 solo).
- 6 special teams tackles (4 solo).

AT WASHINGTON (9/13): Played but did not record any stats.

- Made his NFL debut.

AT PHILADELPHIA (11/15): 2 tackles (1 solo) and 1 pass defended.

- Made his 1st NFL start.

VS. BALTIMORE (12/6): 7 solo tackles and 1 pass defended.

BEFORE THE NFL

COLLEGE (MEMPHIS):

- 4-year starter (2011-14).

CAREER: Played in 45 games with 43 starts; 136 tackles (108 solo), 1.5 sacks, 12 interceptions, 27 passes defended, 3 fumble recoveries and 1 forced fumble; 42 kickoff returns for 1,061 yards (25.3 avg.).

- Returned four interceptions for TDs.
- Finished career tied for 5th in school history with 12 interceptions and 2nd with 246 interception return yards.

SENIOR (2014): Started all 13 games; 46 tackles (38 solo), 5 interceptions, 9 passes defended and 1 fumble recovery; 13 kickoff returns for 326 yards (25.1 avg.).

- Returned 1 interception for a TD.
- 1st-team All-AAC.

JUNIOR (2013): Started 9 games; 25 tackles (21 solo), 6 interceptions, 10 passes defended and 2 fumble recoveries; 1 kickoff return for 14 yards.

- Returned 2 interceptions for TDs.

SOPHOMORE (2012): Started all 12 games.

- 36 tackles (26 solo), 1.5 sacks and 3 passes defended; 28 kickoff returns for 721 yards (25.8 avg.).

TRUE FRESHMAN (2011): Played in 11 games with 9 starts; 29 tackles (23 solo), 1 interception, 5 passes defended and 1 forced fumble.

- Returned 1 interception for a TD.

HIGH SCHOOL (OXFORD HS – OXFORD, ALA.)

- Played both sides of the ball.
- Also lettered in baseball, playing outfield and catcher.

SENIOR (2010): 35 tackles and 1 interception; 25 receptions for 378 yards (15.1 avg.) and 3 TDs; 28 carries for 212 yards (7.6 avg.) and 6 TDs; 10-of-21 passing (47.6 pct.) for 221 yards.

JUNIOR (2009): 39 tackles, 1 interception and 6 passes defended.

OFF THE FIELD

COMMUNITY:

- In 2019, collaborated with Operation HOPE to educate 300 students of Jose Marti MAST Academy on financial literacy and participated in a ride along with the Broward Sheriff's Office through Football Unites.
- Helped surprise 100 South Florida kids with brand new beds in partnership with Ashley HomeStore and helped host the 3rd annual Hope to Dream Sleepover at the Baptist Health Training Facility.
- In 2018, participated in a police ride along through Football Unites.
- Golfed in the 2018 Dolphins Cancer Challenge and Fins Weekend golf tournaments.
- Participated in the Ashley HomeStore Hope to Dream sleepover event, surprising 100 underprivileged children with their own bed.
- Participated in the 2018 Miami Dolphins Business Combine.

PERSONAL:

- **MAJOR:** Sports & leisure management.

BOBBY McCAIN'S NFL REGULAR SEASON STATS

YEAR	TEAM	GP	GS	TACKLES			SK	YDS	INTERCEPTIONS					FUMBLES	
				TOT	SOLO	ASST			INT	YDS	LG	TD	PD	FF	FR
2015	MIAMI	16	4	22	19	3	0.0	0.0	0	0	0	0	4	0	0
2016	MIAMI	16	8	44	32	12	1.0	11.0	1	0	0	0	6	1	0
2017	MIAMI	16	7	45	33	12	1.0	13.0	2	6	6	0	7	0	0
2018	MIAMI	14	13	60	50	10	2.0	14.0	1	0	0	0	5	0	0
2019	MIAMI	9	8	25	19	6	0.0	0.0	2	53	32	0	3	0	0
2020	MIAMI	13	13	40	33	7	0.0	0.0	1	19	19	0	5	0	0
NFL TOTALS		84	53	235	185	50	4.0	38.0	7	78	32	0	30	1	0

BOBBY McCAIN'S NFL PLAYOFF STATS

YEAR	TEAM	GP	GS	TACKLES			SK	YDS	INTERCEPTIONS					FUMBLES	
				TOT	SOLO	ASST			INT	YDS	LG	TD	PD	FF	FR
2016	MIAMI	1	1	2	0	2	0.0	0.0	0	0	0	0	0	0	0
NFL TOTALS		1	1	2	0	2	0.0	0.0	0	0	0	0	0	0	0

ADDITIONAL STATS

Special Teams Tackles: 6 in 2015, 2 in 2016, 2 in 2017, 1 in 2018 for total of 11.

SINGLE-GAME CAREER HIGHS

Tackles:	8	twice, last: vs. Oakland, 9/23/18
Sacks:	1	4 times, last: vs. New England, 12/9/18
Interceptions:	1	7 times, last: at San Francisco, 10/11/20
Passes Defensed:	3	vs. Denver, 12/3/17
Forced Fumbles:	1	at New England, 9/18/16



48

CALVIN MUNSON

LINEBACKER // 6-1 // 228 // SAN DIEGO STATE '17

ACQUIRED: FA, '19

HOMETOWN: ST. CHARLES, MO. // BORN: 12/27/94

NFL: SECOND SEASON // DOLPHINS: FIRST SEASON

NFL CAREER

TRANSACTIONS:

- Signed by Miami on Dec. 17, 2019.
- Signed to New England's practice squad on Sept. 1, 2019.
- Waived by New England on Aug. 31, 2019.
- Signed to New England's practice squad on Oct. 8, 2018.
- Released from the N.Y. Giants practice squad on Sept. 13, 2018.
- Signed to the N.Y. Giants practice squad on Sept. 2, 2018.
- Waived by the N.Y. Giants on Sept. 1, 2018.
- Signed by the N.Y. Giants as an undrafted college free agent on May 12, 2017.

CAREER HIGHLIGHTS:

- Played in 29 career games with 7 starts.
- 66 tackles (43 solo), 2 sacks and 1 forced fumble.
- 8 special teams tackles (3 solo).

2020 (MIAMI):

- Played in 13 games.
- 4 tackles (3 solo).
- 3 special teams tackles (2 solo).

VS. BUFFALO (9/20): 1 solo tackle.

VS. L.A. RAMS (11/1): 1 solo special teams tackle.

VS. CINCINNATI (12/6): 3 tackles (2 solo) and 1 assisted special teams tackle.

2019 (NEW ENGLAND/MIAMI):

- Played in 2 games with Miami.
- 7 tackles (5 solo) with Miami.
- Signed by Miami off New England's practice squad on Dec. 17.
- Spent 14 games on New England's practice squad.
- Also spent the offseason and training camp with New England.

VS. CINCINNATI (12/22): 5 tackles (4 solo).

- Made his Dolphins debut.

AT NEW ENGLAND (12/29): 2 tackles (1 solo).

2018 (N.Y. GIANTS/NEW ENGLAND):

- Spent 11 games on New England's practice squad and 1 game on the N.Y. Giants practice squad.

- Spent the offseason and training camp with the N.Y. Giants.

2017 (N.Y. GIANTS):

- Played in 14 games with 5 starts.
- Inactive for 2 games.
- 55 tackles (35 solo), 2 sacks and 1 forced fumble.
- 5 special teams tackles (1 solo).

AT DALLAS (9/10): Played but did not record any stats.

- Made his NFL debut.

VS. DETROIT (9/18): 7 tackles (6 solo) and 1 sack.

- Brought down QB Matthew Stafford for his 1st career sack on a 3rd-down snap in the 4th quarter.
- Made his 1st NFL start.

AT OAKLAND (12/3): 5 tackles (2 solo) and 1 sack.

- Sacked QB Derek Carr for a 5-yard loss on a 1st-down play in the 3rd quarter.

BEFORE THE NFL

COLLEGE (SAN DIEGO STATE):

- 4-year letterman (2013-16) and 3-year starter.

CAREER: Played in 52 games with 41 starts; 301 tackles (159 solo), 18 sacks, 7 interceptions, 12 passes defended, 4 forced fumbles and 2 fumble recoveries and 3 interception returns for TDs.

- His 3 interceptions returned for touchdowns were the most in program history and tied for 3rd-most among FBS linebackers.

SENIOR (2016): Started all 14 games; 116 tackles (57 solo), 4.5 sacks and 4 passes defended.

- 1st-team all-Mountain West
- 2nd-team All-American.
- Team captain.
- Led the team in tackles.

JUNIOR (2015): Started all 14 games; 98 tackles (45 solo), 9.5 sacks, 2 interception returns for TDs, 4 passes defended, 2 forced fumbles and 2 fumble recoveries.

- His 2 interception returns for touchdowns against San Diego tied an NCAA single-game record for linebackers and were the most in a game in San Diego State history.
- 1st-team all-Mountain West.

SOPHOMORE (2014): Started all 13 games; 83 tackles (54 solo), 4 sacks, 4 interceptions, 4 passes defended, 2 forced fumbles and 1 interception return for a TD.

- Honorable mention all-Mountain West.
- Team's Defensive Player of the Year

TRUE FRESHMAN (2013): Played in 11 games; 4 tackles (3 solo).

HIGH SCHOOL (FRANCIS HOWELL HS – ST. CHARLES, MO.)

- Also lettered in baseball and basketball.

SENIOR (2012): 193 tackles, 9 sacks and 3 interceptions; rushed for 150 yards and 4 TDs.

- 1st-team all-state.

JUNIOR (2012):

- 2nd-team all-state.

OFF THE FIELD

PERSONAL:

- **MAJOR:** Health communication.
- Was drafted by the St. Louis Cardinals with the 935th overall pick in the 31st round of the 2012 MLB Draft.

CALVIN MUNSON'S NFL REGULAR SEASON STATS


DRAFTED: 2017 1ST ROUND PICK:																
--	--	--	--	--	--	--	--	--	--	--	--	--	--	--	--	--

ADDITIONAL STATS

Special Teams Tackles: (N.Y. Giants) 5 in 2017, (Miami) 3 in 2020 for total of 8.

SINGLE-GAME CAREER HIGHS

Tackles: 12 vs. Kansas City, 11/19/17
Sacks: 1 Twice, last: at Oakland, 12/3/17
Forced Fumbles: 1 vs. L.A. Rams, 11/5/17



40

NIK NEEDHAM

CORNERBACK // 6-0 // 193 // UTEP '19

ACQUIRED: FA, '19

HOMETOWN: BUENA PARK, CALIF. // BORN: 11/4/96

NFL: SECOND SEASON // DOLPHINS: SECOND SEASON

NFL CAREER

TRANSACTIONS:

- Promoted from Miami's practice squad on Oct. 12, 2019.
- Signed to Miami's practice squad on Sept. 1, 2019.
- Waived by Miami on Aug. 31, 2019.
- Signed by Miami as an undrafted college free agent on May 9, 2019.

CAREER HIGHLIGHTS:

- Played in 24 career games with 15 starts.
- 102 tackles (71 solo), 2 sacks, 4 interceptions, 18 passes defended and 1 forced fumble.
- His 11 passes defended in 2019 were 2nd-most among NFL rookies:

MOST PASSES DEFENSED (2019 ROOKIES)

PLAYER	TEAM	INT	PD
1. Jamel Dean	TB	2	17
2. NIK NEEDHAM	MIA.	2	11
3. Byron Murphy	Ari.	1	10
Trayvon Mullen	Oak.	1	10
5. Taylor Rapp	LAR	2	8
Chauncey Gardner-Johnson	NO	1	8
Deandre Baker	NYG	0	8
Sean Murphy-Bunting	TB	3	8

- Had 10 passes defended in his final 8 games in 2019, tied for 5th in the NFL in that span.

2020 (MIAMI):

- Played in 12 games with 4 starts.
- 48 tackles (30 solo), 1 sack, 2 interceptions and 7 passes defended.

AT L.A. CHARGERS (11/15): 12 tackles (6 solo).

- Sacked QB Justin Herbert for a loss of 13 yards in the 1st quarter.

AT N.Y. JETS (11/29): 5 tackles (3 solo), 1 interception and 1 pass defended.

- Intercepted a QB Sam Darnold pass intended for WR Breshad Perriman in the 3rd quarter.

VS. CINCINNATI (12/6): 1 assisted tackle, 1 interception and 2 passes defended.

- Intercepted a QB Ryan Finley pass intended for WR Alex Erickson in the 4th quarter.

2019 (MIAMI):

- Played in 12 games with 11 starts.

- 54 tackles (41 solo), 1 sack, 2 interceptions, 11 passes defended and 1 forced fumble.
- His 11 passes defended were 2nd-most among NFL rookies.
- Had 10 passes defended in his final 8 games, tied for 5th in the NFL in that span.

V.S. N.Y. JETS (11/3): 9 tackles (6 solo) and 1 sack.

- Sacked QB Sam Darnold in the 4th quarter.
- It was his 1st career sack.

AT INDIANAPOLIS (11/10): 6 tackles (5 solo), 1 interception and 3 passes defended.

- Intercepted QB Brian Hoyer in the 4th quarter. It was his 1st career interception.
- Tackled TE Eric Ebron 2 yards short of the sticks on a fourth-and-10 play that was Indianapolis' final offensive snap of the game, preserving Miami's victory.

AT N.Y. GIANTS (12/15): 4 tackles (3 solo), 1 interception and 1 pass defended.

- Intercepted QB Eli Manning on the final play of the first half.

BEFORE THE NFL

COLLEGE (UTEP):

- 4-year letterman (2015-18) and 3-year starter.

CAREER: Played in 47 games with 41 starts; 213 tackles (129 solo), 1.5 sacks, 3 interceptions, 36 passes defended and 2 fumble recoveries; 1 punt return for 9 yards; 1 blocked kick.

- Set school record with 36 career passes defended.

SENIOR (2018): Played in all 12 games with 11 starts; 62 tackles (48 solo), 1 interception, 10 passes defended and 1 fumble recovery.

- Honorable mention All-Conference USA.
- His 62 tackles were 4th on the team.

JUNIOR (2017): Played in all 12 games with 11 starts; 59 tackles (28 solo), 1 sack, 1 interception, 9 passes defended and 1 fumble recovery.

- Honorable mention All-Conference USA.
- His 9 passes defended led the team.

SOPHOMORE (2016): Started all 12 games; 54 tackles (28 solo) and 11 passes defended.

- His 11 passes defended led the team and were tied for 6th in Conference USA.

REDSHIRT FRESHMAN (2015): Played in 11 games with 7 starts; 38 tackles (25 solo), 0.5 sacks, 1 interception and 6 passes defended; 1 punt return for 9 yards; 1 blocked kick.

- Redshirted in 2014.

PERSONAL:

- **MAJOR:** Communications.

HIGH SCHOOL (BUENA PARK HS - BUENA PARK, CALIF.)

- Played defensive back and wide receiver.

SENIOR (2013): 38 tackles (31 solo), 0.5 sacks and 2 interceptions; 39 receptions for 877 yards (22.5 avg.) and 5 TDs.

- 1st-team all-league.

OFF THE FIELD

COMMUNITY:

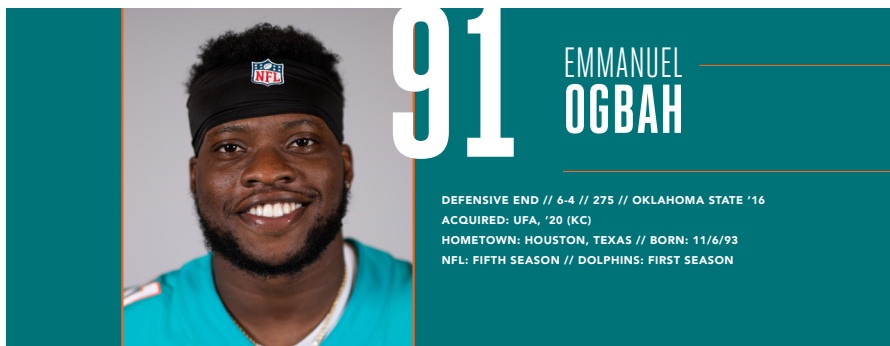
- In 2019, collaborated with fellow Dolphins rookies and Neighbors4Neighbors to sponsor four South Florida families with holiday gifts and game tickets.

NIK NEEDHAM'S NFL REGULAR SEASON STATS

YEAR	TEAM			TACKLES					INTERCEPTIONS					FUMBLES	
		GP	GS	TOT	SOLO	ASST	SK	YDS	INT	YDS	LG	TD	PD	FF	FR
2019	MIAMI	12	11	54	41	13	1.0	7.0	2	23	23	0	11	1	0
2020	MIAMI	12	4	48	30	18	1.0	13.0	2	1	1	0	7	0	0
NFL TOTALS		24	15	102	71	31	2.0	20.0	4	24	23	0	18	1	0

SINGLE-GAME CAREER HIGHS

Tackles:	12	vs. Buffalo, 9/20/20
Sacks:	1.0	Twice, last: vs. L.A. Chargers, 11/15/20
Interceptions:	1	4 times, last: vs. Cincinnati, 12/6/20
Passes Defensed:	3	at Indianapolis, 11/10/19
Forced Fumbles:	1	vs. Buffalo, 11/17/19



NFL CAREER

TRANSACTIONS:

- Signed by Miami as an unrestricted free agent from Kansas City on March 21, 2020.
- Traded from Cleveland to Kansas City on April 2, 2019.
- 2nd-round pick (32nd overall) by Cleveland in the 2016 NFL draft.

CAREER HIGHLIGHTS:

- Played in 63 career games with 54 starts.
- 191 tackles (116 solo), 26 sacks, 25 passes defended, 6 forced fumbles and 2 fumble recoveries.
- 1 blocked PAT.
- Won Super Bowl LIV with Kansas City.
- Had a streak of 6 consecutive games (10/4/20 – 11/15/20) with a full sack, which is tied for 2nd-longest in Dolphins history.

2020 (MIAMI):

- Played in 13 games with 10 starts.
- 37 tackles (23 solo), 8 sacks, 5 passes defended and 3 forced fumbles.

VS. N.Y. JETS (10/18): 5 tackles (3 solo) and 2 sacks.

- Sacked QB Joe Flacco for a loss of 2 yards in the 2nd quarter.
- Sacked QB Joe Flacco again in the 4th quarter on 3rd-and-4 for a loss of 28 yards.
- The 28-yard sack was just the 7th sack in the NFL that lost at least 28 yards since 1994.
- It was the 1st 2+ sack game by a Dolphin since DE Cam Wake and DT Akeem Spence each had 2 on 11/14/18 vs. the N.Y. Jets.

VS. L.A. RAMS (11/1): 1 solo tackle, 1 sack, 1 pass defended and 1 forced fumble.

- Strip-sacked QB Jared Goff in the 2nd quarter and the fumble was recovered by LB Andrew Van Ginkel, who returned it 78 yards for a TD.

AT ARIZONA (11/8): 5 tackles (4 solo), 1 sack, 1 pass defended and 1 forced fumble.

- Strip-sacked QB Kyler Murray in the 1st quarter and DE Shaq Lawson recovered the fumble and returned it 36 yards for a TD.

2019 (KANSAS CITY):

- Played in 10 games with 4 starts.
- Missed the final 6 games after being placed on injured reserve on Nov. 18.
- 32 tackles (23 solo), 5.5 sacks, 3 passes defended and 1 forced fumble.

AT JACKSONVILLE (9/8): 3 tackles (2 solo) and 1 sack.

- Sacked QB Gardner Minshew in the 3rd quarter.

VS. BALTIMORE (9/22): 2 tackles (1 solo), 1.5 sacks and 1 pass defended.

- Split a sack with LB Damien Wilson of QB Lamar Jackson in the 2nd quarter.
- Sacked QB Lamar Jackson again in the 3rd quarter.

AT DENVER (10/17): 3 solo tackles, 1 sack and 2 passes defended.

- Sacked QB Joe Flacco on 3rd-and-5 in the 3rd quarter, forcing Denver to punt.

2018 (CLEVELAND):

- Started 14 games.
- Inactive for 2 games.
- 40 tackles (24 solo), 3 sacks, 8 passes defended and 1 fumble recovery.

AT TAMPA BAY (10/21): 5 tackles (4 solo), 1.5 sacks and 2 passes defended.

- Sacked QB Jameis Winston on 3rd-and-2 in the 4th quarter forcing Tampa Bay to punt.
- Split a sack with DT Larry Ogunjobi on QB Jameis Winston in overtime for a loss of 7 yards.

AT CINCINNATI (11/25): 1 assisted tackle and 1 fumble recovery.

- Recovered a fumble by QB Andy Dalton in the 3rd quarter.

AT HOUSTON (12/2): 6 tackles (4 solo) and 1 sack.

- Sacked QB Deshaun Watson in the 1st quarter.

2017 (CLEVELAND):

- Started 10 games.
- Missed the rest of the season after being placed on injured reserve on Nov. 21.
- 29 tackles (18 solo), 4 sacks, 6 passes defended, 2 forced fumbles and 1 fumble recovery; 1 blocked PAT.

VS. CINCINNATI (10/1): 6 tackles (4 solo), 1 sack, 2 forced fumbles and 1 fumble recovery.

- Strip-sacked QB Andy Dalton and recovered the

fumble in the 1st quarter.

- Forced a RB Jeremy Hill fumble in the 1st quarter.

VS. MINNESOTA (10/29): 1 pass defended; 1 blocked PAT.

- Blocked a K Kai Forbath PAT in the 2nd quarter.

AT DETROIT (11/12): 3 solo tackles and 2 sacks.

- Sacked QB Matthew Stafford in the 1st quarter for a loss of 4 yards.
- Sacked QB Matthew Stafford again on 3rd-and-12 in the 2nd quarter, forcing Detroit to punt.

2016 (CLEVELAND):

- Started all 16 games.
- 53 tackles (28 solo), 5.5 sacks and 3 passes defended.
- His 5.5 sacks led the team and was 5th among NFL rookies that season.

AT PHILADELPHIA (9/11): 1 solo tackle and 1 pass defended.

- Made his NFL debut and 1st NFL start.

AT TENNESSEE (10/16): 3 tackles (1 solo) and 1 sack.

- Sacked QB Marcus Mariota in the 3rd quarter.
- It was his 1st career sack.

AT CINCINNATI (10/23): 6 tackles (5 solo) and 2 sacks.

- Sacked QB Andy Dalton for a loss of 6 yards in the 2nd quarter.
- Sacked QB Andy Dalton again in the 4th quarter on 3rd-and-5, forcing a Bengals missed field goal.
- It was the 1st multi-sack game of his career.

BEFORE THE NFL

COLLEGE (OKLAHOMA STATE):

- 3-year letterman (2013-15) and 1-year starter.

CAREER: Played in all 39 games with 26 starts; 133 tackles (95 solo), 28 sacks, 9 passes defended, 4 forced fumbles and 3 fumble recoveries; 1 fumble recovery for a TD.

- His 28 career sacks ranked 4th in school history and were the most of any active NCAA player at the time he declared for the draft.

JUNIOR (2015): Started all 13 games; 64 tackles (44 solo), 13 sacks, 4 passes defended, 3 forced

fumbles and 2 fumble recoveries; 1 fumble recovery for a TD.

- 2nd-team All-American.
- 1st-team All-Big 12.
- Big 12 Co-Defensive Player of the Year.
- Semifinalist for the Walter Camp Award (nation's most outstanding player).
- His 13 sacks led the Big 12 and ranked 4th nationally.
- His 13 sacks were the 3rd-most in single-season school history.
- Voted a team captain.

SOPHOMORE (2014): Started all 13 games; 49 tackles (35 solo), 11 sacks, 5 passes defended and 1 forced fumble.

- 1st-team All-Big 12.
- Big 12 Defensive Lineman of the Year.
- His 0.85 sacks per game average ranked 2nd in the Big 12 and 15th nationally.

REDSHIRT FRESHMAN (2013): Played in all 13 games; 20 tackles (16 solo), 4 sacks and 1 fumble recovery.

- Hi 4 sacks tied for the team lead.
- Redshirted in 2012.

HIGH SCHOOL (GEORGE BUSH HS - RICHMOND, TEXAS)

SENIOR (2011): 57 tackles (47 solo), 6 sacks, 2 forced fumbles and 1 fumble recovery.

- 1st-team Houston metro.
- District defensive MVP.

OFF THE FIELD

COMMUNITY:

- In 2020, his Rise Above Foundation partnered with organizations in his hometown of Houston to provide technology to help high school students finish the school year online during the pandemic.

PERSONAL:


- Born in Lagos, Nigeria.
- **PRONUNCIATION:** Last name is pronounced AWG-buh.
- **MAJOR:** Business.

EMMANUEL OGBAH'S NFL REGULAR SEASON STATS

YEAR	TEAM	GP	GS	TACKLES			SK	YDS	INTERCEPTIONS				PD	FUMBLES	
				TOT	SOLO	ASST			INT	YDS	LG	TD		FF	FR
2016	CLEVELAND	16	16	53	28	25	5.5	31.5	0	0	0	0	3	0	0
2017	CLEVELAND	10	10	29	18	11	4.0	18.0	0	0	0	0	6	2	1
2018	CLEVELAND	14	14	40	24	16	3.0	13.5	0	0	0	0	8	0	1
2019	KANSAS CITY	10	4	32	23	9	5.5	37.5	0	0	0	0	3	1	0
2020	MIAMI	13	10	37	23	14	8.0	86.5	0	0	0	0	5	3	0
NFL TOTALS		63	54	191	116	75	26.0	187.0	0	0	0	0	25	6	2

SINGLE-GAME CAREER HIGHS

Tackles:	7	at Washington, 10/2/16
Sacks:	2	3 times, last: vs. N.Y. Jets, 10/18/20
Passes Defended:	2	5 times, last: vs. L.A. Chargers, 11/15/20
Forced Fumbles:	2	vs. Cincinnati, 10/1/17
Fumble Recoveries:	1	Twice, last: at Cincinnati, 11/25/18



78

ADAM
PANKEY

TACKLE // 6-5 // 306 // WEST VIRGINIA '17

ACQUIRED: WAI., '19 (GB)

HOMETOWN: HAMILTON, OHIO // BORN: 2/2/94

NFL: THIRD SEASON // DOLPHINS: FIRST SEASON

NFL CAREER

TRANSACTIONS:

- Awarded off waivers to Miami on Dec. 10, 2019.
- Waived by Green Bay on Dec. 9, 2019.
- Signed by Green Bay on Sept. 21, 2019.
- Signed to Tennessee's practice squad on Sept. 1, 2019.
- Waived by Green Bay on Aug. 31, 2019.
- Promoted from Green Bay's practice squad on Dec. 8, 2018.
- Signed to Green Bay's practice squad on Sept. 2, 2018.
- Waived by Green Bay on Sept. 1, 2018.
- Promoted from Green Bay's practice squad on Sept. 13, 2017.
- Signed to Green Bay's practice squad on Sept. 3, 2017.
- Waived by Green Bay on Sept. 2, 2017.
- Signed by Green Bay as an undrafted college free agent on May 5, 2017.

CAREER HIGHLIGHTS:

- Played in 8 career games with 1 start.

2020 (MIAMI):

- Played in 4 games.
- Dressed but did not play in 1 game.
- Inactive for 8 games.

AT SAN FRANCISCO (10/11): Played but did not record any stats.

VS. N.Y. JETS (10/18): Played but did not record any stats.

AT N.Y. JETS (11/29): Played but did not record any stats.

2019 (GREEN BAY/TENNESSEE/MIAMI):

- Played in 2 games with 1 start with Miami.
- Inactive for 1 game with Miami.
- Awarded off waivers to Miami on Dec. 10.
- Inactive for 11 games with Green Bay.
- Spent 2 games on Tennessee's practice squad.
- Was with Green Bay for the offseason and training camp.

VS. CINCINNATI (12/22): Played but did not record any stats.

- Made his Dolphins debut.

AT NEW ENGLAND (12/29): Started but did not record any stats.

- Played 8 offensive snaps as an extra blocker.

2018 (GREEN BAY):

- Played in 1 game.
- Dressed but did not play in 2 games.
- Inactive for 1 game.
- Spent the rest of the season on the practice squad.

VS. ATLANTA (12/9): Played but did not record any stats.

2017 (GREEN BAY):

- Played in 1 game.
- Dressed but did not play in 4 games.
- Inactive for 10 games.
- Spent 1 game on the practice squad.

AT DETROIT (12/31): Played but did not record any stats.

- Made his NFL debut.

BEFORE THE NFL

COLLEGE (WEST VIRGINIA):

- 4-year letterman (2013-16) and 3-year starter.

CAREER: Played in 45 games with 36 starts – 22 at left tackle and 14 at left guard..

SENIOR (2016): Played in 12 games with 11 starts – 9 at left tackle and 2 at left guard.

- 2nd-team All-Big 12.

JUNIOR (2015): Started in 12 games at left guard; 2 solo tackles.

SOPHOMORE (2014): Started all 13 games at left tackle.

REDSHIRT FRESHMAN (2013): Played in 8 games.

- Redshirted in 2012.

HIGH SCHOOL (HAMILTON HS – HAMILTON, OHIO)

SENIOR (2011):

- 3rd-team all-state.
- 1st-team all-district.

JUNIOR (2010):

- 2nd-team all-district.

OFF THE FIELD

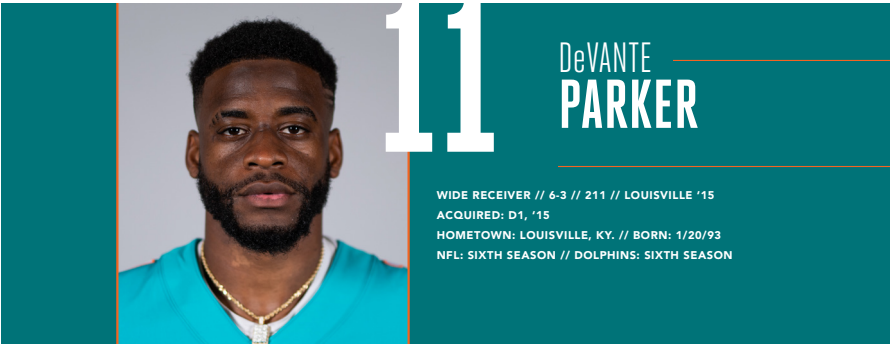
PERSONAL:

- **MAJOR:** Multidisciplinary studies.

ADAM PANKEY'S NFL REGULAR SEASON STATS

GAMES/STARTS: (Green Bay) 2017: 1/0, 2018: 1/0, (Miami) 2019: 2/1, 2020: 4/0

NFL TOTALS: 8/1



DeVANTE
PARKER

WIDE RECEIVER // 6-3 // 211 // LOUISVILLE '15
ACQUIRED: D1, '15
HOMETOWN: LOUISVILLE, KY. // BORN: 1/20/93
NFL: SIXTH SEASON // DOLPHINS: SIXTH SEASON

NFL CAREER

TRANSACTIONS:

- 1st-round pick (14th overall) by Miami in the 2015 NFL draft.

CAREER HIGHLIGHTS:

- Played in 82 career games with 55 starts.
- 291 receptions for 4,096 yards (14.1 avg.) and 22 TDs.
- His 4,096 career receiving yards rank 8th in Dolphins history.
- His 291 receptions rank 10th in Dolphins history.
- His 1,202 receiving yards in 2019 were 5th in the NFL.

NFL RECEIVING LEADERS (2019)				
PLAYER	TEAM	REC	YDS	TD
1. Michael Thomas	NO	149	1,725	9
2. Julio Jones	Atl.	99	1,394	6
3. Chris Godwin	TB	86	1,333	9
4. Travis Kelce	KC	97	1,229	5
5. DeVANTE PARKER	MIA.	72	1,202	9

- His 1,202 receiving yards in 2019 were 6th-most in Dolphins history:

DOLPHINS SINGLE-SEASON RECEIVING LEADERS				
PLAYER	YEAR	REC	YDS	TD
1. Mark Clayton	1984	73	1,389	18
2. Mark Duper	1986	67	1,313	11
3. Mark Duper	1984	71	1,306	8
4. Irving Fryar	1994	73	1,270	7
5. Brandon Marshall	2011	81	1,214	6
6. DeVANTE PARKER	2019	72	1,202	9
7. Jarvis Landry	2015	110	1,157	4
8. Mark Clayton	1986	60	1,150	10

- Became the 5th player in team history to total at least 1,200 receiving yards in a season when he had 1,202 in 2019.
- His 9 receiving TDs in 2019 were tied for 4th in the NFL:

NFL RECEIVING TD LEADERS (2019)				
PLAYER	TEAM	REC	YDS	TD
1. Kenny Golladay	Det.	65	1,190	11
2. Cooper Kupp	LAR	94	1,161	10
Mark Andrews	Bal.	64	852	10
4. DeVANTE PARKER	MIA.	72	1,202	9
Marvin Jones	Det.	62	779	9
Jared Cook	NO	43	705	9
Chris Godwin	TB	86	1,333	9
Michael Thomas	NO	149	1,725	9

- Finished the 2019 season with 4 100-yard receiving games in his final 7 contests.
- In 2019, led the AFC with 1,001 receiving yards following the team's Week 5 bye.
- Averaged 19.0 yards per catch with 26 receptions for 494 yards in his rookie season of 2015. His 19.0 average was the highest by a Dolphins rookie in team history:

HIGHEST RECEIVING AVERAGE (DOLPHINS ROOKIES)				
PLAYER	YEAR	REC	YDS	AVG
1. DeVANTE PARKER	2015	26	494	19.0
2. Chris Chambers	2001	48	883	18.4
3. Ferrell Edmunds	1988	33	575	17.4
4. Nat Moore	1974	37	605	16.4
5. Brian Hartline	2009	31	506	16.3

- His 19.0 receiving average in 2015 was the highest among rookies in the NFL that season (min. 25 receptions):

NFL RECEIVING AVERAGE LEADERS (2015 ROOKIES)				
PLAYER	TEAM	REC	YDS	AVG
1. DeVANTE PARKER	MIAMI	26	494	19.0
2. Dorial Green-Beckham	Tennessee	32	549	17.2
3. Devin Funchess	Carolina	31	473	15.3
4. Amari Cooper	Oakland	72	1,070	14.9
5. Stefon Diggs	Minnesota	52	720	13.9

2020 (MIAMI):

- Played in 13 games with 10 starts.
- 56 receptions for 677 yards (12.1 avg.) and 4 TDs.

VS. SEATTLE (10/4): 10 receptions for 110 yards (11.0 avg.).

- It was the 8th 100-yard receiving game of his career.

VS. L.A. RAMS (11/1): 1 reception for 3 yards and 1 TD.

- Caught a 3-yard TD pass from QB Tua Tagovailoa in the 1st quarter – the 1st of Tagovailoa's career.

AT N.Y. JETS (11/29): 8 receptions for 119 yards (14.9 avg.).

- Became the 9th player in Dolphins history to top 4,000 career receiving yards.

2019 (MIAMI):

- Played in 16 games with 14 starts.
- 72 receptions for 1,202 yards (16.7 avg.) and 9 TDs.
- His 1,202 receiving yards were 5th in the NFL.

- His 1,202 receiving yards were 6th in Dolphins history.
- Became the 5th player in team history to total at least 1,200 receiving yards in a season.
- His 9 receiving TDs were tied for 4th in the NFL.
- Finished the season with 4 100-yard performances in his final 7 contests.
- Led the AFC with 1,001 receiving yards following the team's Week 5 bye.

VS. PHILADELPHIA (12/1): 7 receptions for 159 yards (22.7 avg.) and 2 TDs.

- Hauled in a 43-yard TD from QB Ryan Fitzpatrick in the 1st quarter.
- Caught a 17-yard TD from QB Ryan Fitzpatrick in the 3rd quarter.
- It was the 1st multi-score game of his career.

AT N.Y. GIANTS (12/15): 4 receptions for 72 yards (18.0 avg.) and 2 TDs.

- Caught a 20-yard TD pass from QB Ryan Fitzpatrick in the 2nd quarter.
- Caught a 29-yard TD pass from QB Ryan Fitzpatrick with 1:54 remaining in the game.

VS. CINCINNATI (12/22): 5 receptions for 111 yards (22.2 avg.) and 1 TD.

- Caught a 7-yard TD pass from QB Ryan Fitzpatrick in the 1st quarter to give Miami a 14-0 lead.
- Topped 1,000 yards for the 1st time in his career.

2018 (MIAMI):

- Played in 11 games with 7 starts.
- Inactive for 5 games.
- 24 receptions for 309 yards (12.9 avg.) and 1 TD.

AT HOUSTON (10/25): 6 receptions for 134 yards (22.3 avg.).

AT GREEN BAY (11/1): 5 receptions for 43 yards (8.6 avg.).

VS. BUFFALO (12/2): 4 receptions for 43 yards (10.8 avg.) and 1 TD.

- Scored on an 18-yard pass from QB Ryan Tannehill on Miami's opening drive.

2017 (MIAMI):

- Played in 13 games with 12 starts.
- Inactive for 3 games.
- 57 receptions for 670 yards (11.8 avg.) and 1 TD.
- 1 miscellaneous tackle.

AT N.Y. JETS (9/24): 8 receptions for 76 yards (9.5 avg.) and 1 TD.

- Caught a 3-yard TD pass from QB Jay Cutler in the 4th quarter.

VS. NEW ORLEANS IN LONDON (10/1): 6 receptions for 69 yards (11.5 avg.).

- Recorded his 100th career reception.

AT BUFFALO (12/17): 6 receptions for 89 yards (14.8 avg.).

2016 (MIAMI):

- Played in 15 games with 8 starts.
- Inactive 1 game.
- 56 receptions for 744 yards (13.3 avg.) and 4 TDs.
- 2 miscellaneous tackles.

AT NEW ENGLAND (9/18): 8 receptions for 106 yards (13.3 avg.).

- All 8 receptions and 106 yards came in the 2nd half.

AT L.A. RAMS (11/20): 8 receptions for 79 yards (9.9 avg.) and 1 TD.

- Caught a 9-yard TD with 36 seconds left to win the game.

AT BUFFALO (12/24): 4 receptions for 85 yards (21.3 avg.) and 1 TD.

- Caught a 56-yard TD from QB Matt Moore on Miami's 1st possession of the 2nd half.

POSTSEASON:

AFC WILD CARD AT PITTSBURGH (1/8): 4 receptions for 55 yards (13.8 avg.).

2015 (MIAMI):

- Played in 14 games with 4 starts.
- Inactive for 1 game.
- Dressed but did not play 1 game.
- 26 receptions for 494 yards (19.0 avg.) and 3 TDs.
- 1 miscellaneous tackle.
- His 19.0 yards per catch average was the highest by a Dolphins rookie in team history.
- His 19.0 receiving average was the highest among NFL rookies in 2015.

AT WASHINGTON (9/13): Played but did not record any stats.

- Made his Dolphins debut.

AT N.Y. JETS (11/29): 4 receptions for 80 yards (20.0 avg.) and 1 TD.

- Caught a 33-yard TD pass from QB Ryan Tannehill for the 1st TD of his career.

VS. NEW ENGLAND (1/3): 5 receptions for 106 yards (21.2 avg.) and 1 TD.

- Became the 1st Dolphins rookie wide receiver to top 100 yards in a game since 2001 (Chris Chambers).

BEFORE THE NFL

COLLEGE (LOUISVILLE):

- 4-year letterman (2011-14) and 2-year starter.
- CAREER:** Played in 42 games with 18 starts; 156 receptions for 2,775 yards (17.8 avg.) and 33 TDs.
- Had 10 career 100-yard games.

SENIOR (2014): Started 6 games; 43 receptions for 855 yards (19.9 avg.) and 5 TDs.

- 2nd-team All-ACC.

JUNIOR (2013): Started 12 games; 55 receptions for 885 yards (16.1 avg.) and 12 TDs.

- His 12 TD receptions tied the school record.

SOPHOMORE (2012): Played in all 13 games; 40 receptions for 744 yards (18.6 avg.) and 10 TDs.

- Finished the season with 6 straight games with a TD.

TRUE FRESHMAN (2011): Played in 11 games; 18 receptions for 291 yards (16.2 avg.) and 6 TDs.

- His 6 TD receptions led the team.

HIGH SCHOOL (BALLARD HS – LOUISVILLE, KY.)

SENIOR (2010): 68 receptions for 1,793 yards (26.4 avg.) and 19 TDs.

- 1st-team all-state.
- Co-winner of the Paul Hornung Award as the state's top player.

JUNIOR (2009):

- 1st-team all-state.

OFF THE FIELD

COMMUNITY:

- Helped distribute Thanksgiving meals to local South Florida families in November 2016.

PERSONAL:

- Father, Anthony Shelman, played running back at Louisville (1991-94).
- MAJOR:** Communications.

DeVante PARKER'S NFL REGULAR SEASON STATS

YEAR	TEAM	GP	GS	RECEIVING					RUSHING				
				REC	YDS	AVG	LG	TD	ATT	YDS	AVG	LG	TD
2015	MIAMI	14	4	26	494	19.0	49	3	0	0	0.0	0	0
2016	MIAMI	15	8	56	744	13.3	56t	4	0	0	0.0	0	0
2017	MIAMI	13	12	57	670	11.8	36	1	0	0	0.0	0	0
2018	MIAMI	11	7	24	309	12.9	46	1	0	0	0.0	0	0
2019	MIAMI	16	14	72	1,202	16.7	51	9	0	0	0.0	0	0
2020	MIAMI	13	10	56	677	12.1	28	4	0	0	0.0	0	0
NFL TOTALS		82	55	291	4,096	14.1	56t	22	0	0	-	0	0

DeVante PARKER'S NFL PLAYOFF STATS

YEAR	TEAM	GP	GS	RECEIVING					RUSHING				
				REC	YDS	AVG	LG	TD	ATT	YDS	AVG	LG	TD
2016	MIAMI	1	0	4	55	13.8	37	0	0	0	0.0	0	0
PLAYOFF TOTALS		1	0	4	55	13.8	37	0	0	0	0.0	0	0

ADDITIONAL STATS

Miscellaneous Tackles: 1 in 2015, 2 in 2016, 1 in 2017, 2 in 2019 for total of 6.

SINGLE-GAME CAREER HIGHS

Receptions: 10 vs. Seattle, 10/4/20
Receiving Yards: 159 vs. Philadelphia, 12/1/19
Longest Rec.: 56 twice, last: at Buffalo, 12/24/16
TD Receptions: 2 twice, last: at N.Y. Giants, 12/15/19

100-YARD RECEIVING GAMES (10)

DATE	OPPONENT	REC	YDS	AVG	LG	TD
1/3/16	NEW ENGLAND	5	106	21.2	46	1
9/18/16	at New England	8	106	13.3	28	0
11/13/16	at San Diego	5	103	20.6	56	0
10/25/18	at Houston	6	134	22.3	46	0
11/17/19	BUFFALO	7	135	19.3	50	0
12/1/19	PHILADELPHIA	7	159	22.7	43	1
12/22/19	CINCINNATI	5	111	22.2	51	1
12/29/19	at New England	8	137	17.1	28	0
10/4/20	SEATTLE	10	110	11.0	21	0
11/29/20	at N.Y. Jets	8	119	14.9	25	0

2015 GAME-BY-GAME STATS (MIAMI)

DATE	OPPONENT	P/S	REC	YDS	AVG	LG	TD
09/13	at Washington	1/0	0	0	0.0	-	0
09/20	at Jacksonville	1/0	1	3	3.0	3	0
09/27	BUFFALO	1/0	3	46	15.3	19	0
10/04	N.Y. JETS	1/0	0	0	0.0	-	0
10/18	at Tennessee	1/0	0	0	0.0	-	0
10/25	HOUSTON	1/0	0	0	0.0	-	0
10/29	at New England	1/0	0	0	0.0	-	0
11/08	at Buffalo		INACTIVE				
11/15	at Philadelphia		DID NOT PLAY				
11/22	DALLAS	1/0	0	0	0.0	-	0
11/29	at N.Y. Jets	1/0	4	80	20.0	33t	1
12/06	BALTIMORE	1/1	3	63	21.0	38t	1
12/14	N.Y. GIANTS	1/1	2	16	8.0	14	0
12/20	at San Diego	1/0	4	87	21.8	35	0
12/27	INDIANAPOLIS	1/1	4	93	23.3	49	0
01/03	NEW ENGLAND	1/1	5	106	21.2	46	1
2015 TOTALS		14/4	26	494	19.0	49	3

2016 GAME-BY-GAME STATS (MIAMI)

DATE	OPPONENT	P/S	REC	YDS	AVG	LG	TD
09/11	at Seattle		INACTIVE				
09/18	at New England	1/1	8	106	13.3	28	0
09/25	CLEVELAND	1/1	3	51	17.0	26t	1
09/29	at Cincinnati	1/1	2	20	10.0	15	0
10/09	TENNESSEE	1/0	2	70	35.0	50	0
10/16	PITTSBURGH	1/0	5	28	5.6	11	0
10/23	BUFFALO	1/0	3	20	6.7	9	0
11/06	N.Y. JETS	1/0	2	8	4.0	4	0
11/13	at San Diego	1/1	5	103	20.6	56	0
11/20	at L.A. Rams	1/1	8	79	9.9	15	1
11/27	SAN FRANCISCO	1/0	3	64	21.3	46	0
12/04	at Baltimore	1/1	3	34	11.3	17	1
12/11	ARIZONA	1/1	2	14	7.0	11	0
12/17	at N.Y. Jets	1/0	1	17	17.0	17	0
12/24	at Buffalo	1/0	4	85	21.3	56t	1
01/01	NEW ENGLAND	1/1	5	45	9.0	18	0
2016 TOTALS		15/8	56	744	13.3	56	4

DATE	OPPONENT	P/S	REC	YDS	AVG	LG	TD
01/08	at Pittsburgh*	1/0	4	55	13.8	37	0

* AFC Wild Card game

2017 GAME-BY-GAME STATS (MIAMI)

DATE	OPPONENT	P/S	REC	YDS	AVG	LG	TD
09/17	at L.A. Chargers	1/1	4	85	21.3	31	0
09/24	at N.Y. Jets	1/1	8	76	9.5	26	1
10/01	NEW ORLEANS	1/1	6	69	11.5	21	0
10/08	TENNESSEE	1/1	1	6	6.0	6	0
10/15	at Atlanta			INACTIVE			
10/22	N.Y. JETS			INACTIVE			
10/26	at Baltimore			INACTIVE			
11/05	OAKLAND	1/0	5	76	15.2	26	0
11/13	at Carolina	1/1	6	66	11.0	24	0
11/19	TAMPA BAY	1/1	4	26	6.5	17	0
11/26	at New England	1/1	1	5	5.0	5	0
12/03	DENVER	1/1	1	5	5.0	5	0
12/11	NEW ENGLAND	1/1	4	40	10.0	15	0
12/17	at Buffalo	1/1	6	89	14.8	36	0
12/24	at Kansas City	1/1	5	63	12.6	34	0
12/31	BUFFALO	1/1	6	64	10.7	24	0
2017 TOTALS		13/12	57	670	11.8	36	1

2018 GAME-BY-GAME STATS (MIAMI)

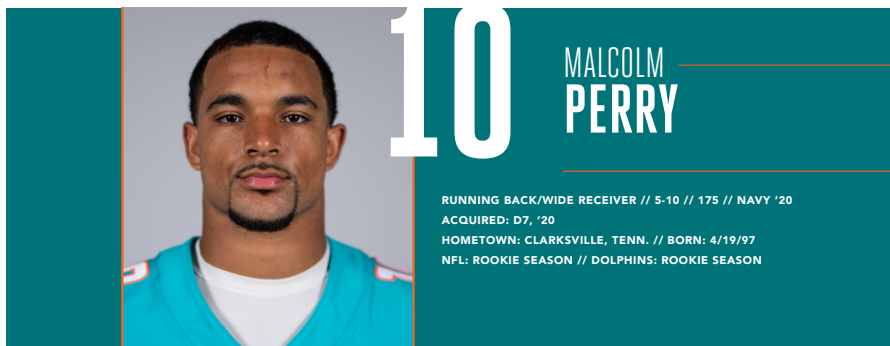
DATE	OPPONENT	P/S	REC	YDS	AVG	LG	TD
09/09	TENNESSEE			INACTIVE			
09/16	at N.Y. Jets			INACTIVE			
09/23	OAKLAND	1/1	2	40	20.0	36	0
09/30	at New England			INACTIVE			
10/07	at Cincinnati			INACTIVE			
10/14	CHICAGO	1/0	0	0	0.0	-	0
10/21	DETROIT			INACTIVE			
10/25	at Houston	1/1	6	134	22.3	46	0
11/04	N.Y. JETS	1/1	1	8	8.0	8	0
11/11	at Green Bay	1/1	5	43	8.6	14	0
11/25	at Indianapolis	1/0	3	10	3.3	9	0
12/02	BUFFALO	1/1	4	43	10.8	18t	1
12/09	NEW ENGLAND	1/1	1	18	18.0	15	0
12/16	at Minnesota	1/0	0	0	0.0	-	0
12/23	JACKSONVILLE	1/1	2	13	6.5	7	0
12/30	at Buffalo	1/0	0	0	0.0	-	0
2018 TOTALS		11/7	24	309	12.9	46	1

2019 GAME-BY-GAME STATS (MIAMI)

DATE	OPPONENT	P/S	REC	YDS	AVG	LG	TD
09/08	BALTIMORE	1/1	3	75	25.0	49	0
09/15	NEW ENGLAND	1/1	0	0	0.0	0	0
09/22	at Dallas	1/1	3	56	18.7	40	0
09/29	L.A. CHARGERS	1/1	4	70	17.5	34t	1
10/13	WASHINGTON	1/0	3	28	9.3	12	1
10/20	at Buffalo	1/1	5	55	11.0	14	1
10/28	at Pittsburgh	1/1	6	59	9.8	15	0
11/03	N.Y. JETS	1/0	4	57	14.3	17t	1
11/10	at Indianapolis	1/1	5	69	13.8	21	0
11/17	BUFFALO	1/1	7	135	19.3	50	0
11/24	at Cleveland	1/1	6	91	15.2	22	0
12/01	PHILADELPHIA	1/1	7	159	22.7	43t	2
12/08	at N.Y. Jets	1/1	2	28	14.0	21	0
12/15	at N.Y. Giants	1/1	4	72	18.0	29t	2
12/22	CINCINNATI	1/1	5	111	22.2	51	1
12/29	at New England	1/1	8	137	17.1	28	0
2019 TOTALS		16/14	72	1,202	16.7	51	9

2020 GAME-BY-GAME STATS (MIAMI)

DATE	OPPONENT	P/S	REC	YDS	AVG	LG	TD
09/13	at New England	1/1	4	47	11.8	18	0
09/20	BUFFALO	1/1	5	53	10.6	20	1
09/24	at Jacksonville	1/1	5	69	13.8	20	0
10/04	SEATTLE	1/1	10	110	11.0	21	0
10/11	at San Francisco	1/1	2	50	25.0	28	1
10/18	N.Y. JETS	1/1	3	35	11.7	18	0
11/01	L.A. RAMS	1/0	1	3	3.0	3t	1
11/08	at Arizona	1/1	6	64	10.7	17	0
11/15	L.A. CHARGERS	1/0	2	31	15.5	23	0
11/22	at Denver	1/0	6	61	10.2	21	1
11/29	at N.Y. Jets	1/1	8	119	14.9	25	0
12/06	CINCINNATI	1/1	4	35	8.8	14	0
12/13	KANSAS CITY	1/1	0	0	0.0	0	0
12/20	NEW ENGLAND						
12/26	at Las Vegas						
01/03	at Buffalo						
2020 TOTALS		13/10	56	677	12.1	28	4



NFL CAREER

TRANSACTIONS:

- 7th-round pick (246th overall) by Miami in the 2020 NFL draft.

CAREER HIGHLIGHTS:

- Played in 6 career games with 2 starts.
- 8 receptions for 67 yards (8.4 avg.).
- 2 carries for 1 yard (0.5 avg.).

2020 (MIAMI):

- Played in 6 games with 2 starts.
- Inactive for 7 games.
- 8 receptions for 67 yards (8.4 avg.).
- 2 carries for 1 yard (0.5 avg.).

VS. L.A. RAMS (11/1): 1 reception for 10 yards; 1 carry for -5 yards.

- Started in his NFL debut.

VS. L.A. CHARGERS (11/15): 2 receptions for 21 yards (10.5 avg.); 1 carry for 6 yards.

AT DENVER (11/22): 3 receptions for 23 yards (7.7 avg.).

BEFORE THE NFL

COLLEGE (NAVY):

- 4-year letterman (2016-19) and 3-year starter.

CAREER: Played in 41 games with 38 starts – 21 at quarterback and 17 at slot back.

- His 4,359 career rushing yards ranked 2nd in school history.
- Became the 3rd player in school history to rush for at least 4,000 career yards.
- His 21 career 100-yard rushing performances rank 2nd in school history.
- His 6 career 200-yard rushing performances were a school record.
- His 5,320 all-purpose yards were 2nd in school history.

SENIOR (2019): Started all 13 games at quarterback; 48-of-86 passing (55.8 pct.) for 1,084 yards and 7 TDs; 295 carries for 2,017 yards (6.8 avg.) and 21 TDs.

- His 2,017 rushing yards were an FBS record for QBs.
- His 2,017 rushing yards broke a single-season school record.

- Became the only QB in FBS to rush for more than 2,000 yards in a season.
- Became the 2nd player in school history to rush for 1,000 yards in 3 different seasons.
- Rushed for 100+ yards in 10 consecutive games, a school record.
- Set a school record with 3 different 200+ yard rushing games in the same season.
- His 3,044 yards of total offense were a single-season school record.
- American Athletic Conference Offensive Player of the Year.
- Eastern College Athletic Conference Offensive Player of the Year.
- Team Offensive MVP.
- 4th-team All-America.
- Voted a team captain.

JUNIOR (2018): Started all 13 games – 8 at slot back and 5 at quarterback; 9-of-25 passing (36.0 pct.) for 222 yards and 2 TDs; 172 carries for 1,087 yards (6.3 avg.) and 7 TDs; 9 receptions for 167 yards (18.6 avg.) and 1 TD; 7 kickoff returns for 173 yards (24.7 avg.).

- His 1,087 rushing yards led the team.
- Became 5th player in school history to rush for 1,000+ yards in back-to-back seasons.
- 1st-team All-East.

SOPHOMORE (2017): Started 12 games – 9 at slot back and 3 at quarterback; 1of-2 passing (50.0 pct.) for 5 yards and 1 TD; 138 carries for 1,182 yards (8.6 avg.) and 11 TDs; 13 receptions for 303 yards (23.3 avg.) and 2 TDs; 13 kickoff returns for 318 yards (24.5 avg.).

TRUE FRESHMAN (2016): Played in 3 games; 9 carries for 73 yards (8.1 avg.) and 1 TD.

HIGH SCHOOL (NAVAL ACADEMY PREPARATORY SCHOOL – NEWPORT, R.I.)

- Attended the Naval Academy Prep School following high school graduation from Kenwood HS.

SENIOR (2014 AT KENWOOD HS):

- All-state.
- All-Area Player of the Year.
- District 10 MVP.

JUNIOR (2013 AT KENWOOD HS):

- All-state.

OFF THE FIELD

PERSONAL:

- His parents, Malcolm and Bonny Perry, both served in the Army.

- His service assignment with the Navy is Marine Corps Ground.
- **MAJOR:** Quantitative economics.

MALCOLM PERRY'S NFL REGULAR SEASON STATS

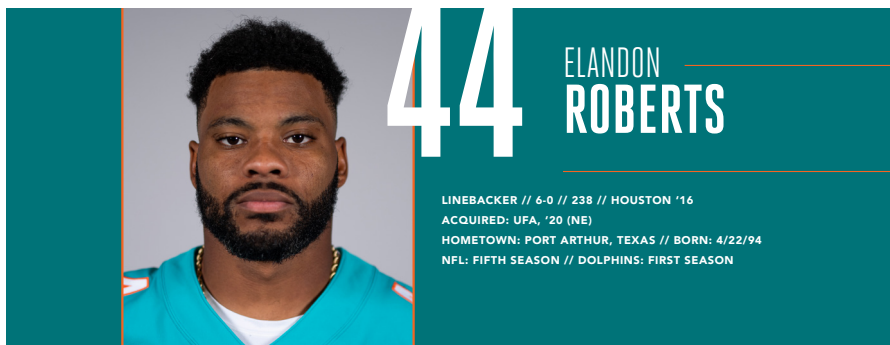
YEAR	TEAM			RECEIVING					RUSHING				
		GP	GS	REC	YDS	AVG	LG	TD	ATT	YDS	AVG	LG	TD
2020	MIAMI	6	2	8	67	8.4	13	0	2	1	0.5	6	0
NFL TOTALS		6	2	8	67	8.4	13	0	2	1	0.5	6	0

SINGLE-GAME CAREER HIGHS

- Receptions: 3 at Denver, 11/22/20
Receiving Yards: 23 at Denver, 11/22/20
Longest Rec.: 13 vs. L.A. Chargers, 11/15/20

2020 GAME-BY-GAME STATS (MIAMI)

DATE	OPPONENT	P/S	REC	YDS	AVG	LG	TD
09/13	at New England		INACTIVE				
09/20	BUFFALO		INACTIVE				
09/24	at Jacksonville		INACTIVE				
10/04	SEATTLE		INACTIVE				
10/11	at San Francisco		INACTIVE				
10/18	N.Y. JETS		INACTIVE				
11/01	L.A. RAMS	1/1	1	10	10.0	10	0
11/08	at Arizona	1/0	0	0	0.0	0	0
11/15	L.A. CHARGERS	1/0	2	21	10.5	13	0
11/22	at Denver	1/0	3	23	7.7	12	0
11/29	at N.Y. Jets	1/1	1	8	8.0	8	0
12/06	CINCINNATI		INACTIVE				
12/13	KANSAS CITY	1/0	1	5	5.0	5	0
12/20	NEW ENGLAND						
12/26	at Las Vegas						
01/03	at Buffalo						
2020 TOTALS		6/2	8	67	8.4	13	0



NFL CAREER

TRANSACTIONS:

- Signed by Miami as an unrestricted free agent from New England on March 21, 2020.
- 6th-round pick (214th overall) by New England in the 2016 NFL draft.

CAREER HIGHLIGHTS:

- Played in 71 career games with 43 starts.
- 253 tackles (145 solo), 5.5 sacks, 6 passes defended, 2 forced fumbles and 1 fumble recovery.
- 4 special teams tackles (1 solo).
- Appeared in 10 postseason games with 7 starts.
- Won Super Bowls LI and LIII with New England.

2020 (MIAMI):

- Played in 11 games with 10 starts.
- Inactive for 2 games.
- 51 tackles (27 solo), 1.5 sacks and 1 forced fumble.

VS. SEATTLE (10/4): 8 tackles (5 solo) and 1 forced fumble.

- Forced a fumble by RB Chris Carson in the 2nd quarter

AT SAN FRANCISCO (10/11): 1 solo tackle and 1 sack.

- Sacked QB Jimmy Garoppolo for a loss of 8 yards in the 1st quarter.

AT N.Y. JETS (11/29): 5 tackles (1 solo) and 0.5 sacks.

- Split a sack with LB Jerome Baker of QB Sam Darnold in the 4th quarter.

2019 (NEW ENGLAND):

- Played in all 16 games with 3 starts.
- 28 tackles (18 solo), 1 sack and 1 pass defended.
- 1 assisted special teams tackle.
- 1 reception for 38 yards and 1 TD.
- Served as a season-long team captain.
- Helped the defense lead the NFL in fewest total yards allowed per game (275.9) and points allowed per game (14.1).

AT MIAMI (9/15): 5 tackles (3 solo).

AT PHILADELPHIA (11/17): 1 solo tackle and 1 sack.

- Sacked QB Carson Wentz in the 2nd quarter.

VS. MIAMI (12/29): 1 solo tackle; 1 reception for 38

yards and 1 TD.

- Caught a 38-yard TD pass from QB Tom Brady in the 3rd quarter.
- It was his 1st career TD.
- Became just the 3rd defensive player in Patriots history to score an offensive TD.

POSTSEASON:

AFC WILD CARD VS. TENNESSEE (1/4): 2 tackles (1 solo)

2018 (NEW ENGLAND):

- Played in all 16 games with 11 starts.
- 63 tackles (30 solo), 1 sack and 4 forced fumbles.
- 2 special teams tackles.

AT DETROIT (9/23): 7 tackles (4 solo).

VS. KANSAS CITY (10/14): 7 tackles (2 solo) and 1 pass defended.

AT TENNESSEE (11/11): 6 tackles (4 solo) and 1 sack.

- Sacked QB Marcus Mariota in the 2nd quarter.

POSTSEASON:

AFC DIVISIONAL VS. L.A. CHARGERS (1/13): 3 tackles (2 solo).

AFC CHAMPIONSHIP AT KANSAS CITY (1/20): 3 solo tackles.

SUPER BOWL LIII VS. L.A. RAMS (2/3): 1 solo tackle.

2017 (NEW ENGLAND):

- Played in 15 games with 14 starts.
- Inactive for 1 game.
- 67 tackles (45 solo), 2 sacks, 1 pass defended and 1 fumble recovery.

VS. HOUSTON (9/24): 9 tackles (6 solo).

VS. CAROLINA (10/1): 5 tackles (4 solo) and 1 fumble recovery.

- Recovered a fumble by RB Jonathan Stewart in the 3rd quarter.

VS. MIAMI (11/26): 4 tackles (3 solo) and 2 sacks.

- Sacked QB Matt Moore in the 3rd quarter.
- Sacked QB Matt Moore again in the 4th quarter.

POSTSEASON:

AFC DIVISIONAL VS. TENNESSEE (1/13): 2 solo tackles.

AFC CHAMPIONSHIP VS. JACKSONVILLE (1/21): 7 tackles (3 solo).

SUPER BOWL LII VS. PHILADELPHIA (2/4): 6 tackles (2 solo).

2016 (NEW ENGLAND):

- Played in 13 games with 5 starts.
- Dressed but did not play in 1 game.
- Inactive for 2 games.
- 44 tackles (25 solo) and 1 forced fumble.

AT CLEVELAND (10/9): 7 tackles (6 solo).

VS. N.Y. JETS (12/24): 11 tackles (5 solo) and 1 forced fumble.

- Forced a fumble by RB Khiri Robinson in the 2nd quarter and it was recovered by CB Malcolm Butler.

AT MIAMI (1/1): 7 tackles (6 solo).

POSTSEASON:

AFC DIVISIONAL VS. HOUSTON (1/14): 3 tackles (1 solo).

AFC CHAMPIONSHIP VS. PITTSBURGH (1/22): 2 solo tackles.

SUPER BOWL LI VS. ATLANTA (2/5): 2 solo tackles.

BEFORE THE NFL

COLLEGE (HOUSTON):

- 3-year letterman (2013-15) and 1-year starter (2015).
- Transferred from Morgan State University following his freshman season (2012).

CAREER (AT HOUSTON): Played in 34 games with 14 starts; 175 tackles (109 solo), 7 sacks, 1 interception, 6 passes defended and 2 forced

fumbles.

SENIOR (2015 AT HOUSTON): Started all 14 games; 142 tackles (88 solo), 6 sacks, 1 interception, 6 passes defended and 2 forced fumbles.

- His 88 solo tackles led the nation.
- His 142 total tackles led the AAC and ranked 4th in the nation.
- 1st-team All-AAC.
- Team captain.

JUNIOR (2014 AT HOUSTON): Played in 11 games; 26 tackles (17 solo) and 1 sack.

SOPHOMORE (2013 AT HOUSTON): Played in 8 games; 7 tackles (4 solo).

TRUE FRESHMAN (2012 AT MORGAN STATE):

Started all 11 games; 107 tackles (59 solo), 2 sacks, 1 interception and 3 passes defended.

- His 107 tackles ranked 2nd in school history.
- Finalist for the Jerry Rice Award (nation's top FCS freshman).
- 2nd-team All-MEAC.

HIGH SCHOOL (MEMORIAL HS – PORT ARTHUR, TEXAS)

- Also lettered in track and field.

SENIOR (2011):

- 1st-team all-district.

OFF THE FIELD

PERSONAL:

- **MAJOR:** Sociology.

ELANDON ROBERTS' NFL REGULAR SEASON STATS

YEAR	TEAM	GP	GS	TACKLES				SK	YDS	INTERCEPTIONS					FUMBLES	
				TOT	SOLO	ASST				INT	YDS	LG	TD	PD	FF	FR
2016	NEW ENGLAND	13	5	44	25	19	0.0	0.0		0	0	0	0	0	1	0
2017	NEW ENGLAND	15	14	67	45	22	2.0	13.0		0	0	0	0	1	0	1
2018	NEW ENGLAND	16	11	63	30	33	1.0	7.0		0	0	0	0	4	0	0
2019	NEW ENGLAND	16	3	28	18	10	1.0	11.0		0	0	0	0	1	0	0
2020	MIAMI	11	10	51	27	24	1.5	11.5		0	0	0	0	0	1	0
NFL TOTALS		71	43	253	145	108	5.5	42.5		0	0	0	0	6	2	1

ELANDON ROBERTS' NFL POSTSEASON STATS

YEAR	TEAM	GP	GS	TACKLES				SK	YDS	INTERCEPTIONS					FUMBLES	
				TOT	SOLO	ASST				INT	YDS	LG	TD	PD	FF	FR
2016	NEW ENGLAND	3	2	7	5	2	0.0	0.0		0	0	0	0	0	0	0
2017	NEW ENGLAND	3	3	15	7	8	0.0	0.0		0	0	0	0	0	0	0
2018	NEW ENGLAND	3	1	7	6	1	0.0	0.0		0	0	0	0	0	0	0
2019	NEW ENGLAND	1	1	2	1	1	0.0	0.0		0	0	0	0	0	0	0
NFL TOTALS		10	7	31	19	12	0.0	0.0		0	0	0	0	0	0	0

ADDITIONAL STATS

Special Teams Tackles: 1 in 2016, 2 in 2018, 1 in 2019 for total of 4.

Receiving: 1 for 38 yards and 1 TD in 2019.

SINGLE-GAME CAREER HIGHS

Tackles:	11	vs. N.Y. Jets, 12/24/16
Sacks:	2	vs. Miami, 11/26/17
Passes Defended:	1	6 times, last: at Washington, 10/6/19
Forced Fumbles:	1	vs. N.Y. Jets, 12/24/16
Fumble Recovery:	1	vs. Carolina, 10/1/17



SAFETY // 6-1 // 205 // UTAH '15
 ACQUIRED: UFA, '19 (NE)
 HOMETOWN: KLEIN, TEXAS // BORN: 10/3/92
 NFL: SIXTH SEASON // DOLPHINS: SECOND SEASON

NFL CAREER

TRANSACTIONS:

- Signed by Miami as an unrestricted free agent from New England on March 14, 2019.
- Traded from Philadelphia to New England on Sept. 7, 2016.
- 2nd-round pick (47th overall) by Philadelphia in the 2015 NFL draft.

CAREER HIGHLIGHTS:

- Played in 66 career games with 43 starts.
- 234 tackles (176 solo), 5 interceptions, 35 passes defended, 1 forced fumble and 1 fumble recovery; 1 interception return for a TD.
- 2 special teams tackles (1 solo).
- Intercepted Patriots QB Tom Brady and returned it 35 yards for a TD on Dec. 29, 2019 – it was just the 15th pick-six thrown by Brady in his career and only the 5th at Gillette Stadium.
- Won Super Bowl LI and LIII with New England.

2020 (MIAMI):

- Played in 13 games with 11 starts.
- 73 tackles (56 solo), 2 interceptions, 11 passes defended and 1 fumble recovery.

VS. L.A. RAMS (11/1): 7 tackles (5 solo), 1 interception and 5 passes defended.

- Intercepted QB Jared Goff in the 2nd quarter and returned it 4 yards.

- His 5 passes defended were the most by a Dolphins player since CB Xavien Howard had 5 on Dec. 3, 2017 vs. Denver.

AT DENVER (11/22): 10 tackles (7 solo) and 1 fumble recovery.

- Recovered a RB Melvin Gordon III fumble forced by LB Andrew Van Ginkel in the 4th quarter.

VS. KANSAS CITY (12/13): 7 tackles (6 solo), 1 interception and 2 passes defended.

- Intercepted QB Patrick Mahomes in the 1st quarter.

2019 (MIAMI):

- Played in 16 games with 15 starts.
- 81 tackles (54 solo), 1 interception, 8 passes defended and 1 forced fumble; 1 interception return for a TD.

VS. BALTIMORE (9/8): 11 tackles (9 solo).

- Made Dolphins debut.

AT N.Y. JETS (12/8): 9 tackles (5 solo) and 1 forced fumble.

- It was his 50th career game.

AT NEW ENGLAND (12/29): 5 tackles (4 solo), 1 interception and 1 pass defended; 1 interception return for a TD.

- Intercepted QB Tom Brady in the 2nd quarter, returning it 35 yards for a TD. It was his 1st career pick-six. It was the 1st pick-six thrown by Brady since Dec. 24, 2017 vs. Buffalo, the 15th of his career and 5th at Gillette Stadium.

2018 (NEW ENGLAND):

- Played in 4 games with 2 starts.
- Inactive for 4 games.
- Missed the final 8 games after being placed on injured reserve on Oct. 31.
- 10 tackles (9 solo) and 1 pass defended.

VS. HOUSTON (9/9): 4 tackles (3 solo) and 1 pass defended.

AT JACKSONVILLE (9/16): 3 solo tackles.

2017 (NEW ENGLAND):

- Played in 8 games with 3 starts.
- Inactive for 8 games.
- 14 tackles (13 solo) and 2 passes defended.
- 1 special teams tackle.

AT NEW ORLEANS (9/17): 3 solo tackles; 1 special teams tackle.

AT MIAMI (12/11): 2 solo tackles.

AT PITTSBURGH (12/17): 5 solo tackles and 1 pass defended.

POSTSEASON:

AFC DIVISIONAL VS. TENNESSEE (1/13): 5 tackles (4 solo).

AFC CHAMPIONSHIP VS. JACKSONVILLE (1/21): 4 tackles (3 solo) and 1 pass defended.

SUPER BOWL LII VS. PHILADELPHIA (2/4): 4 solo tackles and 2 passes defended.

2016 (NEW ENGLAND/PHILADELPHIA):

- Played in 9 games with 7 starts with New England.
- 26 tackles (20 solo), 1 interception and 8 passes defended.
- Traded to New England on Sept. 7.
- Spent the offseason and training camp with Philadelphia.

AT PITTSBURGH (10/23): 6 tackles (5 solo) and 1 pass defended.

AT N.Y. JETS (11/27): 5 tackles (3 solo) and 1 pass defended.

VS. N.Y. JETS (12/24): 3 tackles (1 solo), 1 interception and 2 passes defended.

- Picked off QB Ryan Fitzpatrick in the 2nd quarter.

POSTSEASON:

AFC DIVISIONAL VS. HOUSTON (1/14): 3 solo tackles.

AFC CHAMPIONSHIP VS. PITTSBURGH (1/22): 4 tackles (3 solo), 1 interception and 2 passes defended.

- Intercepted QB Ben Roethlisberger in the 4th quarter and returned it 37 yards.

SUPER BOWL LI VS. ATLANTA (1/22): 4 tackles (3 solo) and 1 pass defended.

- Won his 1st Super Bowl.

2015 (PHILADELPHIA):

- Played in all 16 games with 5 starts.
- 30 tackles (24 solo), 1 interception and 5 passes defended.
- 1 assisted special teams tackle.

AT ATLANTA (9/14): Played but did not record any stats.

- Made his NFL debut.

AT N.Y. JETS (9/27): 1 solo tackle, 1 interception and 2 passes defended; 1 assisted special teams tackle.

- Picked off QB Ryan Fitzpatrick in the 3rd quarter for his 1st career interception.

AT NEW ENGLAND (12/6): 3 solo tackles.

- Made his 1st career start.

BEFORE THE NFL

COLLEGE (UTAH):

- 4-year starter (2011-14).

CAREER: Played in 47 games with 45 starts; 261 tackles (158 solo), 1.5 sacks, 3 interceptions, 36 passes defended, 3 fumble recoveries and 1 blocked kick; 1 interception return for a TD.

SENIOR (2014): Played in 12 games with 10 starts – 9 at corner and 1 at safety; 59 tackles (42 solo), 1 interception, 14 passes defended, 1 fumble recovery and 1 blocked kick.

- Honorable mention All-Pac-12
- Returned 1 interception for a TD.

- His 14 passes defended tied for 2nd in the Pac-12.

JUNIOR (2013): Started all 12 games at safety; 69 tackles (42 solo), 0.5 sacks and 7 passes defended.

- His 69 tackles tied for 3rd on the team.

SOPHOMORE (2012): Started 10 games at safety; 64 tackles (39 solo), 1 interception, 6 passes defended and 1 fumble recovery.

- Honorable mention All-Pac-12.
- His 64 tackles ranked 2nd on the team.

TRUE FRESHMAN (2011): Started all 13 games at safety; 69 tackles (35 solo), 1 sack, 1 interception, 9 passes defended and 1 fumble recovery.

- Freshman All-American.
- His 69 tackles ranked 4th on the team.

HIGH SCHOOL (KLEIN HS – KLEIN, TEXAS)

- Also competed in basketball and track.

CAREER: 207 tackles, 9 interceptions, 4 forced fumbles; 3 blocked punts and 2 kickoff returns for TDs.

SENIOR (2010):

- All-state honorable mention.
- 1st-team all-district.
- 1st-team all-Texas defense.
- Served as a team captain.

JUNIOR (2009):

- 3rd-team all-state.
- 1st-team all-area.
- 2nd-team all-district.

OFF THE FIELD

COMMUNITY:

- In 2019, volunteered at the annual Dolphins holiday gift event through Football Unites and spent time with the 200 members of South Florida families.
- Helped distribute 500 Thanksgiving meals purchased through player donations to local South Florida families.
- Spent time with 80 local youth from the His House Children's Home, a Miami Gardens foster care residential facility, and shopped for back-to-school shoes at DSW Designer Shoe Warehouse.

PERSONAL:

- **MAJOR:** Business.

ERIC ROWE'S NFL REGULAR SEASON STATS

YEAR	TEAM	GP	GS	TACKLES					INTERCEPTIONS					FUMBLES	
				TOT	SOLO	ASST	SK	YDS	INT	YDS	LG	TD	PD	FF	FR
2015	PHILADELPHIA	16	5	30	24	6	0.0	0.0	1	0	0	0	5	0	0
2016	NEW ENGLAND	9	7	26	20	6	0.0	0.0	1	0	0	0	8	0	0
2017	NEW ENGLAND	8	3	14	13	1	0.0	0.0	0	0	0	0	2	0	0
2018	NEW ENGLAND	4	2	10	9	1	0.0	0.0	0	0	0	0	1	0	0
2019	MIAMI	16	15	81	54	27	0.0	0.0	1	35	35	1	8	1	0
2020	MIAMI	13	11	73	56	17	0.0	0.0	2	26	22	0	11	0	1
NFL TOTALS		66	43	234	176	58	0.0	0.0	5	61	35	1	35	1	1

ERIC ROWE'S NFL PLAYOFF STATS

YEAR	TEAM	GP	GS	TACKLES					INTERCEPTIONS					FUMBLES	
				TOT	SOLO	ASST	SK	YDS	INT	YDS	LG	TD	PD	FF	FR
2016	NEW ENGLAND	3	0	11	9	2	0.0	0.0	1	37	37	0	3	0	0
2017	NEW ENGLAND	3	2	13	11	2	0.0	0.0	0	0	0	0	3	0	0
NFL TOTALS		6	2	24	20	4	0.0	0.0	1	37	37	0	6	0	0

ADDITIONAL STATS

Special Teams Tackles: (Philadelphia) 1 in 2015, (New England) 1 in 2017 for total of 2.


Defensive Touchdown: 35-yard interception return on 12/29/19 at New England.

SINGLE-GAME CAREER HIGHS

Tackles:	11	vs. Baltimore, 9/8/19
Interceptions:	1	5 times, last: vs. Kansas City, 12/13/20
Passes Defensed:	5	vs. L.A. Rams, 11/1/20
Forced Fumbles:	1	at N.Y. Jets, 12/8/19
Fumble Recoveries:	1	at Denver, 11/22/20

* AFC Championship game

** Super Bowl LII



JASON SANDERS

KICKER // 5-11 // 195 // NEW MEXICO '18
 ACQUIRED: D7B, '18
 HOMETOWN: ORANGE, CALIF. // BORN: 11/16/95
 NFL: THIRD SEASON // DOLPHINS: THIRD SEASON

NFL CAREER

TRANSACTIONS:

- 7th-round pick (229th overall) by Miami in the 2018 NFL draft.

CAREER HONORS:

- AFC Special Teams Player of the Month (November 2020).
- AFC Special Teams Player of the Month (October 2020).
- AFC Special Teams Player of the Week (at San Francisco, 10/11/20).
- Caught a 1-yard TD pass from P Matt Haack on Dec. 1, 2019, a play dubbed "Mountaineer Shot." The play won the 2019 NFL Bridgestone Clutch Performance of the Year.
- AFC Special Teams Player of the Month (December 2019).
- AFC Special Teams Player of the Week (vs. Philadelphia, 12/1/19).
- AFC Special Teams Player of the Week (at Indianapolis, 11/10/19).
- 2018 PFWA All-Rookie Team.

CAREER HIGHLIGHTS:

- Played in 45 career games.
- 71-for-82 field goals (86.6 pct.); 94-for-96 extra points (97.9 pct.).
- 1 reception for 1 yard and 1 TD.
- 1 solo special teams tackle.
- Is the franchise's all-time career leader in field goal percentage:

DOLPHINS ALL-TIME FG% LEADERS (min. 50 att.)

PLAYER	YRS	FGM	FGA	PCT.
1. JASON SANDERS	2018-20	71	82	86.6
2. Dan Carpenter	2008-12	127	155	81.9
3. Olindo Mare	1997-2006	245	303	80.1
4. Pete Stoyanovich	1989-95	176	222	79.3
5. Caleb Sturgis	2013-14	55	71	77.5

- His 22 consecutive FG streak from 2019-20 is the longest in team history:

MOST CONSECUTIVE FIELD GOALS IN DOLPHINS HISTORY

PLAYER	CONS. FGs
1. JASON SANDERS (2019-20)	22
Olindo Mare (1999)	19
3. Dan Carpenter (2009)	17
4. Olindo Mare (2000)	16
Garó Yepremian (1978)	16

- Led the NFL with 13 field goals made in December 2019 – the most successful field goals in 1 month by an NFL kicker since December 2018 (Justin Tucker, 14).
- His 90.0 field goal percentage in 2018 was 8th-best in the league and 5th-best in Dolphins history:

DOLPHINS SINGLE-SEASON FG% LEADERS

PLAYER	YEAR	FGM	FGA	PCT.
1. Jay Feely	2007	21	23	91.3
Cody Parkey	2017	21	23	91.3
3. Olindo Mare	2001	19	21	90.5
4. Olindo Mare	2000	28	31	90.3
5. JASON SANDERS	2018	18	20	90.0

- Was 1 of just 4 NFL kickers to appear in all 16 games and miss 2 or fewer field goals in 2018.

2020 (MIAMI):

- Played in 13 games.
- 30-for-32 field goals (93.8 pct.); 30-for-30 extra points (100.0 pct.).

VS. SEATTLE (10/4): 5-for-5 field goals (100.0 pct.).

- Made FGs from 41, 29, 45, 43 and 29 yards.
- Became the 4th kicker in Dolphins history to have 2 games with at least 5 field goals.

AT SAN FRANCISCO (10/11): 5-for-5 field goals (100.0 pct.); 4-for-4 extra points (100.0 pct.).

- Made FGs from 26, 50, 29, 31 and 49 yards.
- Became the 1st kicker in Dolphins history to have 3 games with at least 5 field goals.

AT ARIZONA (11/8): 2-for-2 field goals (100.0 pct.); 4-for-4 extra points (100.0 pct.).

- Made FGs from 50 and 56 yards.
- Became 1st player in team history to make 2 50+ yd. FGs in the same game.
- His 56-yard FG was the 5th-longest in team history.
- Kicked a 50-yard FG with 3:30 remaining that proved to be the game winner.
- Broke K Olindo Mare's team record of consecutive made field goals with 20.

HONORS:

- AFC Special Teams Player of the Week (at San Francisco, 10/11).
- AFC Special Teams Player of the Month (October).
- AFC Special Teams Player of the Month (November).

2019 (MIAMI):

- Played in all 16 games.
- 23-for-30 field goals (76.7 pct.); 29-for-30 extra points (96.7 pct.).
- Led the NFL with 13 field goals made in the month of December – the most successful field goals in 1 month by an NFL kicker since December 2018 (Justin Tucker, 14).

AT INDIANAPOLIS (11/10): 3-for-3 field goals (100.0 pct.); 1-for-1 extra points (100.0 pct.)

- Made the second game-winning kick of his career with a 48-yard FG with 5:45 left in the game to give Miami a 13-12 lead.
- Converted another 48-yard FG with 3:31 remaining to extend Miami's lead to 4 points.
- Also made a 47-yard FG in the 1st quarter.
- Became 1st Dolphins kicker since 1999 (Olindo Mare) to make 3 FGs of 45+ yards in the same game.

VS. PHILADELPHIA (12/1): 1-for-1 field goals (100.0 pct.); 2-for-3 extra points (66.7 pct.); 1 reception for 1 yard and 1 TD.

- Made a 51-yard FG to extend Miami's lead 37-28 with 3:37 remaining in the game.
- Caught a 1-yard TD pass from P Matt Haack on fourth-and-goal in the 2nd quarter to give Miami a 14-13 lead.
- It was the first TD reception of his career.
- He became the first kicker to catch a touchdown in the NFL since Denver's Jim Turner on Oct. 16, 1977.
- The last time an NFL kicker scored a touchdown was Arizona's Jay Feely on a 5-yard rush on Dec. 12, 2010 vs. Denver.

AT N.Y. JETS (12/8): 7-for-8 field goals (87.5 pct.)

- Made FGs from 22, 25, 28, 31, 53, 48 and 37 yards.
- Broke the single-game franchise record of 6 FGs set by K Olindo Mare on Oct. 17, 1999 at New England.
- Set a franchise record with 8 field goal attempts and is one of just 3 kickers in NFL history to attempt 8 FGs in a game. The last NFL kicker to attempt 8 FGs in a game was Tennessee's Rob Bironas on Oct. 21, 2007 at Houston.
- Became the 8th player in NFL history to kick at least 7 FGs in a game and the 1st since Oct. 14, 2018 when N.Y. Jets K Jason Myers had 7 vs. Indianapolis.

HONORS:

- Caught a 1-yard TD pass from P Matt Haack in the Dec. 1 win vs. Philadelphia, a play dubbed "Mountaineer Shot." The play won the NFL Bridgestone Clutch Performance of the Year.
- AFC Special Teams Player of the Week (at Indianapolis, 11/10).
- AFC Special Teams Player of the Week (vs. Philadelphia, 12/1).
- Became the 4th player in team history to win AFC Special Teams Player of the Week twice in 1 season, joining Olindo Mare (1999), Matt Turk (2001) and Dan Carpenter (2010).
- AFC Special Teams Player of the Month (December).

2018 (MIAMI):

- Played in all 16 games.
- 18-for-20 field goals (90.0 pct.); 35-for-36 extra points (97.2 pct.).
- Was 1 of just 4 NFL kickers to appear in all 16 games and miss 2 or fewer field goals.

VS. TENNESSEE (9/9): 2-for-2 field goals (100.0 pct.); 3-for-3 extra points (100.0 pct.)

- Made his NFL debut and 1st NFL field goal.

VS. CHICAGO (10/14): 3-for-3 field goals (100.0 pct.); 2-for-2 extra points (100.0 pct.).

- Converted a 25-yard field goal in the 3rd quarter to extend Miami's lead 21-13.
- Hit a 47-yard field goal as overtime expired to give the Dolphins a 31-28 win. It was the second-longest game-winning field goal in overtime by a rookie since 1974. Rams K Greg Zuerlein kicked a game-winning 54-yarder as a rookie on 12/2/12.
- It was the first multi-field goal performance of his career.

AT GREEN BAY (11/11): 4-for-4 field goals (100.0 pct.).

- Hit field goals from 37, 25, 47 and 40 yards.

HONORS:

- PFWA All-Rookie Team.

BEFORE THE NFL

COLLEGE (NEW MEXICO):

- 4-year letterman (2014-17).

CAREER: Played in 50 games; 25-of-35 field goals (71.4 pct.) and 111-of-112 PATs (99.1 pct.) for 186 points; 9 special teams tackles; 1 special teams forced fumble; 266 kickoffs and 195 touchbacks.

- Set a school record for consecutive extra points made with 81.
- Set a school record for most 50+ yard field goals (4).

SENIOR (2017): Played in all 12 games; 10-of-15 field goals (66.7 pct.) and 28-of-28 PATs (100.0 pct.) for 58 points; 1 special teams tackle; 48 kickoffs and 39 touchbacks.

- His 81.3 touchback percentage was 3rd in FBS.

JUNIOR (2016): Played in all 13 games; 12-of-13 field goals (92.3 pct.) and 61-of-62 PATs (98.4 pct.) for 97 points; 3 special teams tackles; 84 kickoffs and 69 touchbacks.

- His 83.8 touchback percentage led all of FBS.
- His 59 extra points made set a school record.

SOPHOMORE (2015): Played in all 13 games; 3-of-7 field goals (42.9 pct.) and 22-of-22 PATs (100.0 pct.) for 31 points; 72 kickoffs and 50 touchbacks.

TRUE FRESHMAN (2014): Played in all 12 games; 5 special teams tackles; 1 special teams forced fumble; 62 kickoffs and 37 touchbacks.

HIGH SCHOOL (VILLA PARK HS – VILLA PARK, CALIF.)

- Also played soccer.

SENIOR (2013): 7-of-12 field goals (58.3 pct.) and 31-of-34 PATs (91.2 pct.); 26 punts for 1,170 yards (45.0 avg.); 57 kickoffs and 38 touchbacks.

- Named his league's Special Teams Player of the Year.

JUNIOR (2012): 8-of-15 field goals (53.3 pct.) and 43-of-46 PATs (93.5 pct.); 47 punts for 2,157 yards

(45.9 avg.); 81 kickoffs and 54 touchbacks.

- 1st-team all-league.
- 2nd-team all-state.

PERSONAL:

- **MAJOR:** Business and political science.

OFF THE FIELD

COMMUNITY:

- In 2019, helped distribute 500 Thanksgiving meals purchased through player donations to local South Florida families.

JASON SANDERS' NFL REGULAR SEASON STATS										
YEAR	TEAM	GP	FGM	FGA	PCT	LG	XPM	XPA	PCT	PTS
2018	MIAMI	16	18	20	90.0	50	35	36	97.2	89
2019	MIAMI	16	23	30	76.7	54	29	30	96.7	104
2020	MIAMI	13	30	32	93.8	56	30	30	100.0	120
NFL TOTALS		45	71	82	86.6	56	94	96	97.9	313

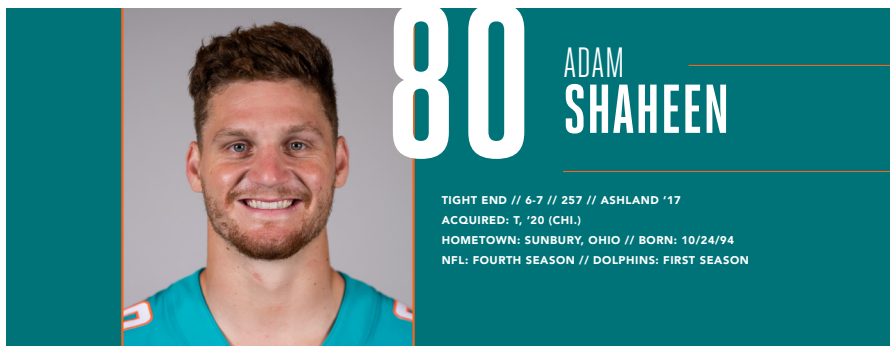
SANDERS' GAME-TYING OR WINNING 4TH QUARTER/OVERTIME KICKS (5)

DATE	OPP	SITUATION	DIST.	W/L	FINAL SCORE
1. 10/14/18	vs. Chi.	Tied 28-28 on the final play of overtime	47 yards	W	31-28*
2. 11/10/19	at Ind.	Trailing 12-10 with 5:45 remaining	48 yards	W	16-12
3. 12/22/19	vs. Cin.	Tied 35-35 on the final play of overtime	37 yards	W	38-35*
4. 11/8/20	at Ari.	Tied 31-31 with 3:30 remaining	50 yards	W	34-31

* Overtime game

ADDITIONAL STATS

Special Teams Tackles: 1 in 2019.
Successful Onside Kicks: 1 in 2019.
Onside Kick Recoveries: 1 in 2019.
Receiving: 1 reception for 1 yard and 1 TD in 2019.



NFL CAREER

TRANSACTIONS:

- Traded from Chicago to Miami on July 26, 2020.
- 2nd-round pick (45th overall) by Chicago in the 2017 NFL draft.

CAREER HIGHLIGHTS:

- Played in 40 games with 17 starts.
- 35 receptions for 359 yards (10.3 avg.) and 7 TDs.
- 1 solo special teams tackle.

2020 (CHICAGO/MIAMI):

- Played in 13 games with 4 starts for Miami.
- 9 receptions for 110 yards (12.0 avg.) and 3 TDs for Miami.
- Traded to Miami on July 26.

AT SAN FRANCISCO (10/11): 1 reception for 3 yards and 1 TD.

- Caught a 3-yard TD pass from QB Ryan Fitzpatrick in the 1st quarter to give Miami a 7-0 lead.

VS. N.Y. JETS (10/18): 3 receptions for 51 yards and 1 TD.

- Caught a 4-yard TD pass from QB Ryan Fitzpatrick in the 1st quarter to give Miami a 7-0 lead.

AT N.Y. JETS (11/29): 1 reception for 7 yards and 1 TD.

- Caught a 7-yard TD pass from QB Ryan Fitzpatrick in the 4th quarter to extend Miami's lead to 20-3.

2019 (CHICAGO):

- Played in 8 games with 2 starts.
- Inactive for 4 games.
- Missed the rest of the season after being placed on injured reserve on Nov. 30.
- 9 receptions for 74 yards (8.2 avg.).
- 1 special teams tackle.

AT DENVER (9/15): 3 receptions for 24 yards (8.0 avg.).

VS. MINNESOTA (9/29): 2 receptions for 13 yards (6.5 avg.).

VS. NEW ORLEANS (10/20): 2 receptions for 24 yards (12.0 avg.).

2018 (CHICAGO):

- Played in 6 games with 4 starts.

- Activated from injured reserve on Nov. 17.
- Inactive for 1 game.
- 5 receptions for 48 yards (9.6 avg.) and 1 TD.

AT N.Y. GIANTS (12/2): 2 receptions for 5 yards (2.5 avg.) and 1 TD.

- Caught a 2-yard TD pass from QB Chase Daniel in the 1st quarter.

VS. GREEN BAY (12/16): 2 receptions for 39 yards (19.5 avg.).

AT SAN FRANCISCO (12/23): 1 reception for 4 yards.

2017 (CHICAGO):

- Played in 13 games with 7 starts.
- Inactive for 3 games.
- 12 receptions for 127 yards (10.6 avg.) and 3 TDs.
- 1 miscellaneous tackle.

VS. ATLANTA (9/10): Played but did not record any stats.

- Made his NFL debut.

VS. PITTSBURGH (9/24): 1 reception for 2 yards and 1 TD.

- Caught a 2-yard TD pass from QB Matt Glennon in the 2nd quarter for his 1st career TD.
- Made his 1st NFL start.

AT CINCINNATI (12/10): 4 receptions for 44 yards (11.0 avg.) and 1 TD.

- Caught a 1-yard TD pass from QB Mitch Trubisky in the 4th quarter.

BEFORE THE NFL

COLLEGE (ASHLAND):

- Transferred from Pitt-Johnstown following his freshman season where he played basketball.

CAREER: Played in 31 games; 129 receptions for 1,755 yards (13.6 avg.) and 26 TDs.

- His 129 career receptions were 6th in school history.
- His 1,755 receiving yards were 10th in school history.
- Was named to the Division II All-Decade Team.

JUNIOR (2016 AT ASHLAND): Played in all 11 games; 57 receptions for 867 yards (15.2 avg.) and 16 TDs.

- His 57 receptions and 867 yards led all D2 tight ends.
- His 16 receiving TDs set a single-season school

record.

- 1st-team Division II All-American.
- GLIAC Male Student Athlete of the Year.
- 1st-team All-GLIAC.

SOPHOMORE (2015 AT ASHLAND): Played in all 11 games; 70 receptions for 803 yards (11.5 avg.) and 10 TDs.

- His 70 receptions led all NCAA tight ends and ranked 3rd in school history.
- 1st-team All-GLIAC.
- 1st-team Division II All-American.

REDSHIRT FRESHMAN (2014 AT ASHLAND): Played in 9 games; 2 receptions for 85 yards (42.5 avg.).

TRUE FRESHMAN (2013 AT PITT-JOHNSTOWN):

Played basketball; played in 26 games.

- Redshirted in football.

HIGH SCHOOL (BIG WALNUT HS – SUNBURY, OHIO)

- Also played basketball.

SENIOR (2012):

- All-conference.
- 2nd-team all-district.

OFF THE FIELD

PERSONAL:

- **PRONUNCIATION:** Last name is pronounced Shuh-HEEN.
- **MAJOR:** Finance.

ADAM SHAHEEN'S NFL REGULAR SEASON STATS

YEAR	TEAM			RECEIVING					RUSHING				
		GP	GS	REC	YDS	AVG	LG	TD	ATT	YDS	AVG	LG	TD
2017	CHICAGO	13	7	12	127	10.6	31	3	0	0	0.0	0	0
2018	CHICAGO	6	4	5	48	9.6	23	1	0	0	0.0	0	0
2019	CHICAGO	8	2	9	74	8.2	18	0	0	0	0.0	0	0
2020	MIAMI	13	4	9	110	12.2	43	3	0	0	0.0	0	0
NFL TOTALS		40	17	35	359	10.3	43	7	0	0	-	0	0

ADDITIONAL STATS

Special Teams Tackles: 1 in 2019.

Miscellaneous Tackles: 1 in 2017.

SINGLE-GAME CAREER HIGHS

Receptions: 4 Twice, last: at Cincinnati, 12/10/17

Receiving Yards: 51 vs. N.Y. Jets, 10/18/20

Longest Reception: 43 vs. N.Y. Jets, 10/18/20

Receiving TDs: 1 7 times, last: at N.Y. Jets, 11/29/20

2017 GAME-BY-GAME STATS (CHICAGO)

DATE	OPPONENT	P/S	REC	YDS	AVG	LG	TD
9/10	ATLANTA		0	0	0.0	-	0
9/17	at Tampa Bay		0	0	0.0	-	0
9/24	PITTSBURGH		1	2	2.0	2t	1
9/28	at Green Bay		0	0	0.0	-	0
10/9	MINNESOTA		0	0	0.0	-	0
10/15	at Baltimore		0	0	0.0	-	0
10/22	CAROLINA		0	0	0.0	-	0
10/29	at New Orleans		0	0	0.0	-	0
11/12	GREEN BAY		2	39	19.5	31	0
11/19	DETROIT		4	41	10.3	22	1
11/26	at Philadelphia		1	1	1.0	1	0
12/3	SAN FRANCISCO		0	0	0.0	-	0
12/10	at Cincinnati		4	44	11.0	18	1
12/16	at Detroit		INACTIVE				
12/24	CLEVELAND		INACTIVE				
12/31	at Minnesota		INACTIVE				
2017 TOTALS		13/7	12	127	10.6	31	3

2018 GAME-BY-GAME STATS (CHICAGO)

DATE	OPPONENT	P/S	REC	YDS	AVG	LG	TD
9/9	at Green Bay		INJURED RESERVE				
9/17	SEATTLE		INJURED RESERVE				
9/23	at Arizona		INJURED RESERVE				
9/30	TAMPA BAY		INJURED RESERVE				
10/14	at Miami		INJURED RESERVE				
10/21	NEW ENGLAND		INJURED RESERVE				
10/28	N.Y. JETS		INJURED RESERVE				
11/4	at Buffalo		INJURED RESERVE				
11/11	DETROIT		INJURED RESERVE				
11/18	MINNESOTA	1/1	0	0	0.0	-	0
11/22	at Detroit		INACTIVE				
12/2	at N.Y. Giants	1/0	2	5	2.5	3	1
12/9	L.A. RAMS	1/1	0	0	0.0	-	0
12/16	GREEN BAY	1/0	2	39	19.5	23	0
12/23	at San Francisco	1/1	1	4	4.0	4	0
12/30	at Minnesota	1/1	0	0	0.0	-	0
2018 TOTALS		6/4	5	48	9.6	23	1

DATE	OPPONENT	P/S	REC	YDS	AVG	LG	TD
01/06	PHILADELPHIA*	1/1	3	13	4.3	7	0

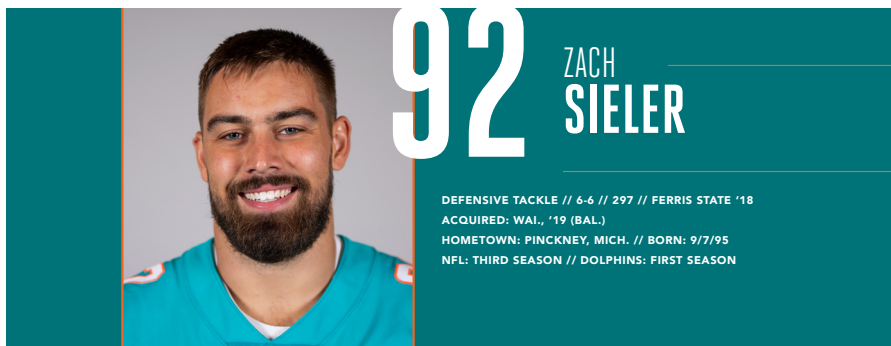
* NFC Wild Card game

2019 GAME-BY-GAME STATS (CHICAGO)

DATE	OPPONENT	P/S	REC	YDS	AVG	LG	TD
9/5	GREEN BAY	1/1	1	6	6.0	6	0
9/15	at Denver	1/0	3	24	8.0	9	0
9/23	at Washington	1/0	1	7	7.0	7	0
9/29	MINNESOTA	1/0	2	13	6.5	8	0
10/6	at Oakland	1/0	0	0	0.0	-	0
10/20	NEW ORLEANS	1/0	2	24	12.0	18	0
10/27	L.A. CHARGERS	1/0	0	0	0.0	-	0
11/3	at Philadelphia	1/1	0	0	0.0	-	0
11/10	DETROIT		INACTIVE				
11/17	at L.A. Rams		INACTIVE				
11/24	N.Y. GIANTS		INACTIVE				
11/28	at Detroit		INACTIVE				
12/5	DALLAS		INJURED RESERVE				
12/15	at Green Bay		INJURED RESERVE				
12/22	KANSAS CITY		INJURED RESERVE				
12/29	at Minnesota		INJURED RESERVE				
2019 TOTALS		8/2	9	74	8.2	18	0

2020 GAME-BY-GAME STATS (MIAMI)

DATE	OPPONENT	P/S	REC	YDS	AVG	LG	TD
09/13	at New England	1/0	0	0	0.0	0	0
09/20	BUFFALO	1/0	1	4	4.0	4	0
09/24	at Jacksonville	1/0	0	0	0.0	0	0
10/04	SEATTLE	1/1	0	0	0.0	0	0
10/11	at San Francisco	1/0	1	3	3.0	3t	1
10/18	N.Y. JETS	1/1	3	51	17.0	43	1
11/01	L.A. RAMS	1/0	0	0	0.0	0	0
11/08	at Arizona	1/0	0	0	0.0	0	0
11/15	N.Y. JETS	1/1	1	19	19.0	19	0
11/22	at Denver	1/0	0	0	0.0	0	0
11/29	at N.Y. Jets	1/0	1	7	7.0	7t	1
12/06	CINCINNATI	1/0	0	0	0.0	0	0
12/13	KANSAS CITY	1/1	2	26	13.0	16	0
12/20	NEW ENGLAND						
12/26	at Las Vegas						
01/03	at Buffalo						
2020 TOTALS		13/4	9	110	12.2	43	3



DEFENSIVE TACKLE // 6-6 // 297 // FERRIS STATE '18
 ACQUIRED: WAL., '19 (BAL.)
 HOMETOWN: PINCKNEY, MICH. // BORN: 9/7/95
 NFL: THIRD SEASON // DOLPHINS: FIRST SEASON

NFL CAREER

TRANSACTIONS:

- Awarded off waivers to Miami on Dec. 5, 2019.
- Waived by Baltimore on Dec. 4, 2019.
- Promoted from Baltimore's practice squad on Oct. 5, 2019.
- Signed to Baltimore's practice squad on Sept. 1, 2019.
- Waived by Baltimore on Aug. 31, 2019.
- 7th-round pick (238th overall) by Baltimore in the 2018 NFL draft.

CAREER HIGHLIGHTS:

- Played in 22 career games with 8 starts.
- 50 tackles (29 solo), 3.5 sacks and 2 passes defended.

2020 (MIAMI):

- Played in 13 games with 7 starts.
- 38 tackles (23 solo) and 2.5 sacks.

AT SAN FRANCISCO (10/11):

- 2 tackles (1 solo) and 1 sack.
- Sacked QB Jimmy Garoppolo for a loss of 7 yards in the 1st quarter.

AT ARIZONA (11/8):

- 4 tackles (3 solo).
- Teamed up with LB Elandon Roberts to stop RB Chase Edmonds for no gain on a critical 4th-and-1 in the 4th quarter.

VS. CINCINNATI (12/6):

- 3 solo tackles and 1 sack.
- Sacked QB Brandon Allen for a loss of 5 yards in the 4th quarter.

2019 (BALTIMORE/MIAMI):

- Played in 3 games with 1 start with Miami.
- 8 tackles (3 solo), 1 sack and 2 passes defended with Miami.
- Inactive for 1 game with Miami.
- Awarded off waivers to Miami on Dec. 5.
- Played in 4 games with Baltimore.
- Inactive for 4 games with Baltimore.
- 3 tackles (2 solo) with Baltimore.

AT CINCINNATI (11/10):

- 1 solo tackle.

AT N.Y. GIANTS (12/15):

- 1 assisted tackle.
- Made his Dolphins debut.

VS. CINCINNATI (12/22):

- 7 tackles (3 solo), 1 sack and 2 passes defended.
- Sacked QB Andy Dalton in the 1st quarter. It was his 1st career sack.

2018 (BALTIMORE):

- Played in 2 games.
- Inactive for 14 games.
- 1 solo tackle.

VS. DENVER (9/23):

- Played but did not record any stats.

- Made his NFL debut.

VS. PITTSBURGH (11/4):

- 1 solo tackle.
- Made his 1st NFL tackle.

BEFORE THE NFL

COLLEGE (FERRIS STATE):

- 3-year starter (2014-17).
- Became the first player from his school to ever be selected in the NFL Draft.

CAREER:

- Played in 39 games with 28 starts; 176 tackles (77 solo), 33 sacks 7 forced fumbles, 4 fumble recoveries and 3 passes defended; 2 blocked kicks.

SENIOR (2017):

- Played in all 13 games; 79 tackles (32 solo), 7 sacks, 2 forced fumbles, 2 fumble recoveries and 2 passes defended; 1 blocked kick.
- 1st-team D2 All-American.
- Great Lakes Intercollegiate Conference (GLIAC) Defensive Lineman of the Year.
- 1st-team All-GLIAC.

JUNIOR (2016):

- Played in all 15 games; 80 tackles (37 solo), 19.5 sacks, 5 forced fumbles, 2 fumble recoveries and 1 pass defended; 1 blocked kick.
- 1st-team All-GLIAC.
- His 19.5 sacks were a school record and led all of NCAA Division II.

SOPHOMORE (2015):

- Played in 11 games; 17 tackles (8 solo) and 6.5 sacks.

REDSHIRT FRESHMAN (2014):

- Did not record any stats.
- Redshirted in 2013.

HIGH SCHOOL (PINCKNEY HS - PINCKNEY, MICH.)

- Also competed in wrestling and track and field.

SENIOR (2012):

- All-conference.

OFF THE FIELD

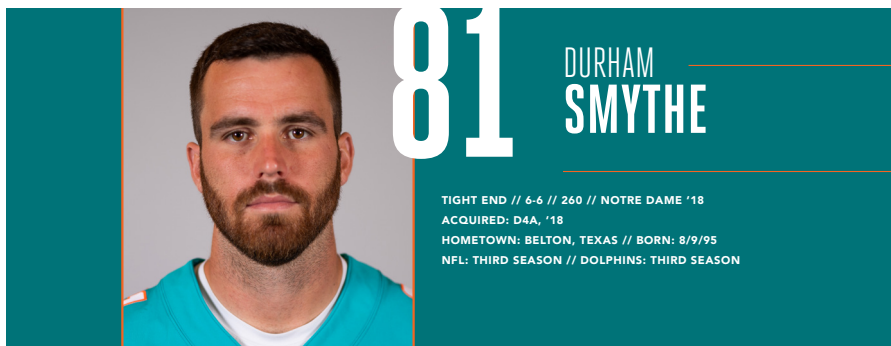
PERSONAL:

- **PRONUNCIATION:** Last name is pronounced SEE-ler.
- **MAJOR:** Mechanical engineering technology.

ZACH SIELER'S NFL REGULAR SEASON STATS																
YEAR	TEAM			TACKLES					INTERCEPTIONS					FUMBLES		
		GP	GS	TOT	SOLO	ASST	SK	YDS	INT	YDS	LG	TD	PD	FF	FR	
2018	BALTIMORE	2	0	1	1	0	0.0	0.0	0	0	0	0	0	0	0	0
2019	BALTIMORE	4	0	3	2	1	0.0	0.0	0	0	0	0	0	0	0	0
	MIAMI	3	1	8	3	5	1.0	8.0	0	0	0	0	2	0	0	0
2020	MIAMI	13	7	38	23	15	2.5	16.5	0	0	0	0	0	0	0	0
NFL TOTALS		22	8	50	29	21	3.5	24.5	0	0	0	0	2	0	0	0

SINGLE-GAME CAREER HIGHS

- Tackles:** 7 vs. Cincinnati, 12/22/19
- Sacks:** 1 3 times, last: vs. Cincinnati, 12/6/20
- Passes Defensed:** 2 vs. Cincinnati, 12/22/19



81

DURHAM SMYTHE

TIGHT END // 6-6 // 260 // NOTRE DAME '18
ACQUIRED: D4A, '18
HOMETOWN: BELTON, TEXAS // BORN: 8/9/95
NFL: THIRD SEASON // DOLPHINS: THIRD SEASON

NFL CAREER

TRANSACTIONS:

- 4th-round pick (123rd overall) by Miami in the 2018 NFL draft.

CAREER HIGHLIGHTS:

- Played in 43 career games with 26 starts.
- 29 receptions for 254 yards (8.8 avg.) and 2 TDs.
- 6 kickoff returns for 50 yards (8.3 avg.).
- 6 special teams tackles (5 solo).

2020 (MIAMI):

- Played in 12 games with 10 starts.
 - Inactive for 1 game.
 - 16 receptions for 139 yards (8.7 avg.) and 2 TDs.
- VS. N.Y. JETS (10/18):** 1 reception for 4 yards and 1 TD.
- Caught a 4-yard TD pass from QB Ryan Fitzpatrick in the 2nd quarter to extend Miami's lead to 21-0.
 - It was his 1st career TD.

VS. L.A. CHARGERS (11/15):

- 2 receptions for 9 yards (4.5 avg.) and 1 TD.
- Caught a 2-yard TD pass from QB Tua Tagovailoa in the 4th quarter to extend Miami's lead to 26-14.

AT N.Y. JETS (11/29):

- 3 receptions for 19 yards (6.3 avg.).

2019 (MIAMI):

- Played in all 16 games with 14 starts.
- 7 receptions for 65 yards (9.3 avg.).
- 4 kickoff returns for 45 yards (11.3 avg.).
- 6 special teams tackles (5 solo).

VS. NEW ENGLAND (9/15):

- 1 reception for 24 yards.

VS. PHILADELPHIA (12/1):

- 2 receptions for 13 yards (6.5 avg.); 1 kickoff return for 6 yards.

VS. CINCINNATI (12/22):

- 2 receptions for 18 yards (9.0 avg.); 1 solo special teams tackle.

2018 (MIAMI):

- Played in 15 games with 2 starts.
- Inactive for 1 game.
- 6 receptions for 50 yards (8.3 avg.).
- 1 kickoff return for 0 yards (0.0 avg.).

AT INDIANAPOLIS (11/25):

- 2 receptions for 27 yards (13.5 avg.).

- Made 1st career start.
- Made 1st career reception on a 21-yard pass from QB Ryan Tannehill.

VS. JACKSONVILLE (12/23):

- 1 reception for 9 yards (9.0 avg.).

AT BUFFALO (12/30):

- 3 receptions for 14 yards (4.7 avg.).

BEFORE THE NFL

COLLEGE (NOTRE DAME):

- 4-year letterman (2014-17) and 2-year starter.
- CAREER:** Played in 41 games with 28 starts; 28 receptions for 381 yards (13.6 avg.) and 6 TDs.

SENIOR (2017):

- Started all 13 games; 15 receptions for 244 yards (16.3 avg.) and 1 TD.
- Helped block for the 7th-best rushing offense in FBS (269.3 rushing yards per game), the school's best finish since 1995.

- Helped the school set a single-season rushing record with 3,503 rushing yards.

JUNIOR (2016):

- Started all 12 games; 9 receptions for 112 yards (12.4 avg.) and 4 TDs.

SOPHOMORE (2015):

- 3 starts; 3 receptions for 18 yards (6.0 avg.) and 1 TD.

REDSHIRT FRESHMAN (2014):

- Played in all 13 games; 1 reception for 7 yards.

- Redshirted in 2013.

HIGH SCHOOL (BELTON HS - BELTON, TEXAS)

- Played defensive end as a freshman before moving to tight end.

SENIOR (2012):

- 37 receptions for 547 yards (14.8 avg.) and 6 TDs.

- 1st-team all-district.

JUNIOR (2011):

- 22 receptions for 341 yards (15.5 avg.) and 3 TDs.

- 1st-team all-district.

SOPHOMORE (2010):

- 8 receptions for 120 yards (15.0 avg.) and 2 TDs.

OFF THE FIELD

PERSONAL:

- **PRONUNCIATION:** Last name is pronounced sm-eye-th.
- **MAJOR:** Sociology.

DURHAM SMYTHE'S NFL REGULAR SEASON STATS

DRAFT PICKS OF THE 2018 DRAFT CONFERENCES													
YEAR	TEAM	RECEIVING							RUSHING				
		GP	GS	REC	YDS	AVG	LG	TD	ATT	YDS	AVG	LG	TD
2018	MIAMI	15	2	6	50	8.3	21	0	0	0	0.0	0	0
2019	MIAMI	16	14	7	65	9.3	24	0	0	0	0.0	0	0
2020	MIAMI	12	10	16	139	8.7	19	2	0	0	0.0	0	0
NFL TOTALS		43	26	29	254	8.8	24	2	0	0	-	0	0

ADDITIONAL STATS

Special Teams Tackles: 6 in 2019.

Miscellaneous Tackles: 1 in 2019.

Kickoff Returns: 1 for 0 yards in 2018, 4 for 45 yards in 2019, 1 in 2020 for 5 yards for total of 6 for 51 yards (8.7 avg.).

Miscellaneous Fumble Recoveries: 1 in 2018.

SINGLE-GAME CAREER HIGHS

Receptions: 3 Twice, last: at N.Y. Jets, 11/29/20

Receiving Yards: 30 vs. Seattle, 10/4/20

Longest Reception: 24 vs. New England, 9/15/19

Receiving TDs: 1 Twice, last: vs. L.A. Chargers, 11/15/20

2018 GAME-BY-GAME STATS (MIAMI)

DATE	OPPONENT	P/S	REC	YDS	AVG	LG	TD
09/09	TENNESSEE	1/0	0	0	0.0	0	0
09/16	at N.Y. Jets	1/0	0	0	0.0	0	0
09/23	OAKLAND	1/0	0	0	0.0	0	0
09/30	at New England	1/0	0	0	0.0	0	0
10/07	at Cincinnati	1/0	0	0	0.0	0	0
10/14	CHICAGO	1/0	0	0	0.0	0	0
10/21	DETROIT	1/0	0	0	0.0	0	0
10/25	at Houston	1/0	0	0	0.0	0	0
11/04	N.Y. JETS	1/0	0	0	0.0	-	0
11/11	at Green Bay		INACTIVE				
11/25	at Indianapolis	1/1	2	27	13.5	21	0
12/02	BUFFALO	1/0	0	0	0.0	0	0
12/09	NEW ENGLAND	1/0	0	0	0.0	0	0
12/16	at Minnesota	1/1	0	0	0.0	0	0
12/23	JACKSONVILLE	1/0	1	9	9.0	9	0
12/30	at Buffalo	1/0	3	14	4.7	5	0
2018 TOTALS		15/2	6	50	8.3	21	0

2019 GAME-BY-GAME STATS (MIAMI)

DATE	OPPONENT	P/S	REC	YDS	AVG	LG	TD
09/08	BALTIMORE	1/1	0	0	0.0	0	0
09/15	NEW ENGLAND	1/1	1	24	24.0	24	0
09/22	at Dallas	1/1	0	0	0.0	0	0
09/29	L.A. CHARGERS	1/0	0	0	0.0	0	0
10/13	WASHINGTON	1/1	0	0	0.0	0	0
10/20	at Buffalo	1/1	0	0	0.0	0	0
10/28	at Pittsburgh	1/1	0	0	0.0	0	0
11/03	N.Y. JETS	1/1	0	0	0.0	0	0
11/10	at Indianapolis	1/0	0	0	0.0	0	0
11/17	BUFFALO	1/1	0	0	0.0	0	0
11/24	at Cleveland	1/1	0	0	0.0	0	0
12/01	PHILADELPHIA	1/1	2	13	6.5	7	0
12/08	at N.Y. Jets	1/1	1	2	2.0	2	0
12/15	at N.Y. Giants	1/1	0	0	0.0	0	0
12/22	CINCINNATI	1/1	2	18	9.0	13	0
12/29	at New England	1/1	1	8	8.0	8	0
2019 TOTALS		16/14	7	65	9.3	24	0

2020 GAME-BY-GAME STATS (MIAMI)

DATE	OPPONENT	P/S	REC	YDS	AVG	LG	TD
09/13	at New England	1/1	0	0	0.0	0	0
09/20	BUFFALO	1/0	0	0	0.0	0	0
09/24	at Jacksonville	1/1	1	7	7.0	7	0
10/04	SEATTLE	1/1	2	30	15.0	18	0
10/11	at San Francisco		INACTIVE				
10/18	N.Y. JETS	1/0	1	4	4.0	4t	1
11/01	L.A. RAMS	1/1	2	16	8.0	8	0
11/08	at Arizona	1/1	1	19	19.0	19	0
11/15	L.A. CHARGERS	1/1	2	9	4.5	7	1
11/22	at Denver	1/1	0	0	0.0	0	0
11/29	at N.Y. Jets	1/1	3	19	6.3	12	0
12/06	CINCINNATI	1/1	2	16	8.0	11	0
12/13	KANSAS CITY	1/1	2	19	9.5	10	0
12/20	NEW ENGLAND						
12/26	at Las Vegas						
01/03	at Buffalo						
2020 TOTALS		12/10	16	139	8.7	19	2



58

JASON

STROWBRIDGE

DEFENSIVE END // 6-5 // 273 // NORTH CAROLINA '20

ACQUIRED: D5, '20

HOMETOWN: DEERFIELD BEACH, FLA. // BORN: 9/10/96

NFL: ROOKIE SEASON // DOLPHINS: ROOKIE SEASON

NFL CAREER

TRANSACTIONS:

- 5th-round pick (154th overall) by Miami in the 2020 NFL draft.

CAREER HIGHLIGHTS:

- Played in 6 career games.
- 3 tackles (1 solo).

2020 (MIAMI):

- Played in 6 games.
- Inactive for 7 games.
- 3 tackles (1 solo).

AT ARIZONA (11/8): 1 assisted tackle.

- Made his NFL debut.

VS. L.A. CHARGERS (11/15): 1 solo tackle.

AT DENVER (11/22): 1 assisted tackle.

BEFORE THE NFL

COLLEGE (NORTH CAROLINA):

- 4-year letterman (2016-19) and 3-year starter.

CAREER: Played in 44 games with 33 starts; 126 tackles (62 solo), 11.5 sacks, 3 passes defended, 2 forced fumbles and 3 fumble recoveries; 4 blocked kicks.

SENIOR (2019): Started 12 games; 44 tackles (27 solo), 2.5 sacks, 1 pass defended, 1 forced fumble and 3 fumble recoveries; 2 blocked kicks.

- 3rd-team All-ACC.
- His 3 fumble recoveries tied for 1st in the ACC.

JUNIOR (2018): Started 11 games; 36 tackles (18 solo), 5.5 sacks and 1 pass defended; 1 blocked kick.

- Honorable mention All-ACC.

SOPHOMORE (2017): Played in 12 games with 9 starts; 34 tackles (12 solo), 1 sack, 1 pass defended and 1 forced fumble; 1 blocked kick.

REDSHIRT FRESHMAN (2016): Played in 9 games with 1 start; 12 tackles (5 solo) and 2 sacks.

- Redshirted in 2015.

HIGH SCHOOL (DEERFIELD BEACH HS – DEERFIELD BEACH, FLA.)

SENIOR (2014):

- 2nd-team all-county.

JUNIOR (2013): 12 sacks, 2 passes defended and 1 fumble recovery.

OFF THE FIELD

PERSONAL:

- MAJOR:** Sports administration.

JASON STROWBRIDGE'S NFL REGULAR SEASON STATS

YEAR	TEAM	GP	GS	TACKLES				SK	YDS	INTERCEPTIONS					FUMBLES	
				TOT	SOLO	ASST				INT	YDS	LG	TD	PD	FF	FR
2020	MIAMI	6	0	3	1	2	0.0	0.0	0.0	0	0	0	0	0	0	0
NFL TOTALS		6	0	3	1	2	0.0	0.0	0.0	0	0	0	0	0	0	0



1

TUA TAGOVAILOA

QUARTERBACK // 6-0 // 217 // ALABAMA '20

ACQUIRED: D1A, '20

HOMETOWN: EWA BEACH, HAWAII // BORN: 3/2/98

NFL: ROOKIE SEASON // DOLPHINS: ROOKIE SEASON

NFL CAREER

TRANSACTIONS:

- 1st-round pick (5th overall) by Miami in the 2020 NFL draft.

CAREER HIGHLIGHTS:

- Played in 7 career games with 6 starts.
- 114-of-184 passing (62.0 pct.) for 1,214 yards, 9 TDs and a QB rating of 95.2.
- 24 carries for 61 yards (2.5 avg.) and 1 TD.
- 1 miscellaneous tackle.
- Became 3rd rookie QB in Super Bowl era (Dak Prescott and Kyle Allen) to not throw an interception in his 1st 5 career starts (min. 100 att.).
- Became the 1st Dolphins rookie QB in team history to win each of his 1st 3 starts.
- Did not throw an interception in 5 consecutive starts (Games 7-10, 12 of the 2020 season), trying the franchise record (Jay Fiedler) for most consecutive starts without an interception.
- Joined QB Carson Wentz (Philadelphia) as only rookie QBs in the Super Bowl era to win each of his 1st 3 NFL starts and not throw an interception.

2020 (MIAMI):

- Played in 7 games with 6 starts.
- Inactive for 1 game.
- Dressed but did not play in 5 games.
- 114-of-184 passing (62.0 pct.) for 1,214 yards, 9 TDs and a QB rating of 95.2.
- 24 carries for 61 yards (2.5 avg.) and 1 TD.
- 1 miscellaneous tackle.

VS. N.Y. JETS (10/18): 2-of-2 passing (100.0 pct.) for 9 yards for a QB rating of 85.4.

- Made his NFL and Dolphins debut.
- Became the 4th left-handed QB to throw a pass for the Dolphins, joining Jim Del Gaizo, Scott Mitchell and Pat White.

AT ARIZONA (11/8): 20-of-28 passing (71.4 pct.) for 248 yards, 2 TDs and a QB rating of 122.3; 7 carries for 35 yards (5.0 avg.).

- Completed a 9-yard TD pass to WR Preston Williams to extend Miami's lead to 21-14.
- Completed an 11-yard TD pass to WR Mack Hollins in the 4th quarter to even the score 31-31.
- Trailing by 7 entering the 4th quarter, completed

6-of-8 (75.0 pct.) passes for 67 yards and 1 TD in final frame to lead come-from-behind win.

- Became the 1st Dolphins player to have a game-winning drive in the 4th quarter or OT within his 1st 2 NFL starts since Chad Henne in 2009.
 - It was the 1st 4th-quarter comeback of his career.
- VS. KANSAS CITY (12/13):** 28-of-48 passing (58.3 pct.) for 316 yards, 2 TDs and a QB rating for 83.3; 6 carries for 24 yards (4.0 avg.) and 1 TD.
- Completed a 7-yard TD pass to TE Mike Gesicki to give Miami a 7-0 lead.
 - Completed a 29-yard TD pass to TE Mike Gesicki in the 4th quarter.
 - Scored on a 1-yard TD run in the 4th quarter.

BEFORE THE NFL

COLLEGE (ALABAMA):

- 3-year letterman (2017-19) and 2-year starter.

CAREER: Played in 33 career games with 24 starts; 474-of-684 passing (69.3 pct.) for 7,442 yards and 87 TDs; 107 carries for 340 yards (3.2 avg.) and 9 TDs.

- His 87 career passing TDs set a school record.
- His 7,442 career passing yards ranked 3rd in school history.

JUNIOR (2019): Started 9 games; 180-of-252 passing (71.4 pct.) for 2,840 yards and 33 TDs; 23 carries for 17 yards (0.7 avg.) and 2 TDs.

- Co-Polynesian Player of the Year.
- Won the Bobby Bowden Award (Division I player who epitomizes a student-athlete from a faith perspective).
- 2nd-team All-SEC.

SOPHOMORE (2018): Started all 15 games; 245-of-355 passing (69.0 avg.) for 3,966 yards and 43 TDs; 57 carries for 190 yards (3.3 avg.) and 5 TDs.

- His 43 TD passes were a single-season school record.
- His 3,966 passing yards were a single-season school record.
- His 245 completions ranked 4th in school history.
- His 48 total TDs led the SEC and ranked 2nd nationally.
- Consensus All-American.
- Walter Camp Player of the Year.
- Won the Maxwell Award (nation's top all-around player).
- Sporting News National Player of the Year.

- SEC Offensive Player of the Year.
- 1st-team All-SEC.
- Finalist for the Davey O'Brien Award (best quarterback).

TRUE FRESHMAN (2017): Played in 9 games; 49-of-77 passing (63.6 pct.) and 11 TDs; 27 carries for 133 yards (4.9 avg.) and 2 TDs.

- Entered the game in the 2nd half and helped team erase 13-0 to win the College Football Playoff National Championship.
- College Football Playoff National Championship Offensive MVP.

HIGH SCHOOL (SAINT LOUIS SCHOOL – HONOLULU, HAWAII)

CAREER: 8,158 passing yards and 84 TDs; 1,727 rushing yards and 27 TDs.

- His 8,158 passing yards were a new Hawaii high school record.

SENIOR (2016): 3,932 passing yards and 43 TDs.

- Hawaii Gatorade Player of the Year.
- Won a state championship.

OFF THE FIELD

COMMUNITY:

- In 2020, established a \$300,000 permanent scholarship endowment at his high school alma mater, Saint Louis School in Honolulu, Hawaii’i.

PERSONAL:

- **PRONUNCIATION:** Name is pronounced TWO-uh TUNG-oh-vai-LOA.
- **MAJOR:** Communication studies.

TUA TAGOVAILOA'S NFL REGULAR SEASON PASSING STATS													
YEAR	TEAM	GP	GS	ATT	CMP	PCT	YDS	Y/A	TD	INT	LG	SK/YDS	RATE
2020	MIAMI	7	6	184	114	62.0	1,214	6.6	9	1	35	14/92	95.2
NFL TOTALS		7	6	184	114	62.0	1,214	6.6	9	1	35	14/92	95.2

TUA TAGOVAILOA'S NFL REGULAR SEASON RUSHING/RECEIVING STATS													
YEAR	TEAM	GP	GS	RUSHING					RECEIVING				
				ATT	YDS	AVG	LG	TD	REC	YDS	AVG	LG	TD
2020	MIAMI	7	6	24	61	2.5	1	1	0	0	0.0	0	0
NFL TOTALS		7	6	24	61	2.5	1	1	0	0	-	0	0

ADDITIONAL STATS

Miscellaneous Tackles: 1 in 2020.

Career Regular Season Record As A Starter: 4-2 in 2020.

TAGOVAILOA'S 4TH QUARTER COMEBACK VICTORIES (1)

DATE	OPP	4Q DEFICIT	4Q/OT STATS	FINAL SCORE
1. 11/8/20	at Ari.	24-31	8-6-67-1-0	34-31

TAGOVAILOA'S GAME-WINNING DRIVES (1)

DATE	OPP	GW SCORE	TIME LEFT	FINAL SCORE
1. 11/8/20	at Ari.	Sanders 50-yd FG	3:30	34-31

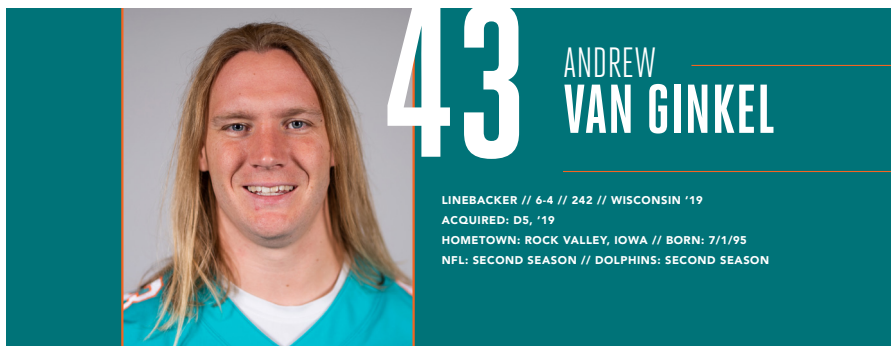
300-YARD PASSING GAMES (1)

DATE	OPP	ATT	CMP	PCT	YDS	TD	INT	LG	RATE
12/13/20	vs. KC	48	28	58.3	316	2	1	29t	83.3

SINGLE-GAME CAREER HIGHS		
Pass Attempts:	48	vs. Kansas City, 12/13/20
Completions:	28	vs. Kansas City, 12/13/20
Passing Yards:	316	vs. Kansas City, 12/13/20
TD Passes:	2	3 times, last: vs. Kansas City, 12/13/20
Longest Pass:	35	Twice, last: vs. Cincinnati, 12/6/20
Completion Pct. (min. 20 att.):	71.4	at Arizona, 11/8/20
Passer Rating:	122.3	at Arizona, 11/8/20
Rush Attempts:	7	at Arizona, 11/8/20
Rushing Yards:	35	at Arizona, 11/8/20
Longest Run:	17	at Arizona, 11/8/20
Rushing TDs:	1	vs. Kansas City, 12/13/20

2020 GAME-BY-GAME STATS (MIAMI)

DATE	OPPONENT	P/S	ATT	CMP	PCT	YDS	TD	INT	LG	SK/YDS
09/13	at New England					DID NOT PLAY				
09/20	BUFFALO					DID NOT PLAY				
09/24	at Jacksonville					DID NOT PLAY				
10/04	SEATTLE					DID NOT PLAY				
10/11	at San Francisco					DID NOT PLAY				
10/18	N.Y. JETS	1/0	2	2	100.0	9	0	0	7	0/0
11/01	L.A. RAMS	1/1	22	12	54.5	93	1	0	15	1/3
11/08	at Arizona	1/1	28	20	71.4	248	2	0	35	3/27
11/15	N.Y. JETS	1/1	25	15	60.0	169	2	0	23	0/0
11/22	at Denver	1/1	20	11	55.0	83	1	0	13	6/33
11/29	at N.Y. Jets					INACTIVE				
12/06	CINCINNATI	1/1	39	26	66.7	296	1	0	35	0/0
12/13	KANSAS CITY	1/1	48	28	58.3	316	2	1	29t	4/29
12/20	NEW ENGLAND									
12/26	at Las Vegas									
01/03	at Buffalo									
2020 TOTALS		7/6	184	114	62.0	1,214	9	1	35	14/92



NFL CAREER

TRANSACTIONS:

- 5th-round pick (151st overall) by Miami in the 2019 NFL draft.

CAREER HIGHLIGHTS:

- Played in 19 career games with 9 starts.
- 40 tackles (23 solo), 3.5 sacks, 2 passes defended, 3 forced fumbles and 2 fumble recoveries; 1 fumble return for a TD.
- 9 special teams tackles (5 solo).
- 1 blocked punt.

2020 (MIAMI):

- Played in 13 games with 8 starts.
- 29 tackles (14 solo), 2.5 sacks, 2 passes defended, 3 forced fumbles and 1 fumble recovery.
- 1 fumble return for a TD.
- 1 blocked punt.
- 5 special teams tackles (3 solo).
- 1 special teams forced fumble.

AT SAN FRANCISCO (10/11): 6 tackles (4 solo), 1 sack and 1 forced fumble.

- Strip-sacked QB Jimmy Garoppolo in the 2nd quarter for a loss of 9 yards.

VS. L.A. RAMS (11/1): 2 assisted tackles, 1 pass defended and 1 fumble recovery; 1 fumble return for a TD.

- Recovered a QB Jared Goff fumble forced by DE Emmanuel Ogbah and returned it 78 yards for a TD in the 2nd quarter.
- It was the 2nd-longest fumble return in team history and longest longest since DE/LB Jason Taylor had an 85-yard return for a TD on Sept. 11, 2005.

VS. L.A. CHARGERS (11/15): 5 assisted tackles; 1 blocked punt.

- Blocked a punt by P Ty Long that was Miami's 1st blocked punt since RB Brandon Bolden blocked a punt on Nov. 11, 2018 at Green Bay.

2019 (MIAMI):

- Played in 6 games with 1 start.
- 11 tackles (9 solo), 1 sack and 1 fumble recovery.
- 4 special teams tackles (2 solo).
- Activated off injured reserve on Nov. 20.
- Missed the first 10 games of the season after being placed on injured reserve on Sept. 6.

AT CLEVELAND (11/25): 1 assisted tackle; 1 solo special teams tackle.

- Made his NFL debut.

AT N.Y. JETS (12/8): 2 tackles (1 solo) and 1 sack; 1 assisted special teams tackle.

- Sacked QB Sam Darnold for a loss of 8 yards on the final possession of the game.
- It was his 1st career sack.

AT NEW ENGLAND (12/29): 6 solo tackles.

BEFORE THE NFL

COLLEGE (WISCONSIN):

- 2-year letterman (2017-18) and 1-year starter.
- Transferred from Iowa Western Community College following his sophomore season (2016).
- Transferred from South Dakota following his redshirt freshman season (2015).

CAREER (AT WISCONSIN): Played in 27 games with 10 starts; 99 tackles (64 solo), 12 sacks, 7 passes defended, 2 interceptions, 7 passes defended, 4 forced fumbles and 1 fumble recovery; 1 blocked kick.

SENIOR (2018 AT WISCONSIN): Played in all 13 games with 10 starts; 60 tackles (38 solo), 5.5 sacks, 3 passes defended and 2 forced fumbles; 1 blocked kick.

- 3rd-team All-Big Ten.
- His 5.5 sacks led the team.

JUNIOR (2017 AT WISCONSIN): Played in all 14 games; 39 tackles (26 solo), 6.5 sacks, 2 interceptions, 4 passes defended, 2 forced fumbles and 1 fumble recovery.

- Helped the defense lead the nation in pass efficiency allowed (94.6 yards allowed per game) and rank 2nd in total defense (262.1 yards allowed per game).

SOPHOMORE (2016 AT IOWA WESTERN CC): Started all 11 games; 50 tackles (18 solo), 3.5 sacks, 1 interception, 1 pass defended and 1 fumble recovery.

REDSHIRT FRESHMAN (2015 AT SOUTH DAKOTA): Started all 11 games at defensive end; 56 tackles (40 solo), 9 sacks, 2 passes defended, 2 forced fumbles and 3 fumble recoveries; 1 blocked kick.

- 1st-team All-Missouri Valley Football Conference (MVFC).
- MVFC Freshman of the Year.
- Redshirted in 2014.

HIGH SCHOOL (BAYDEN HULL/ROCK VALLEY HS – ROCK VALLEY, IOWA)

- Played quarterback and defensive back.
 - Also lettered in basketball and track.
- CAREER:** 176 tackles, 10 interceptions and 10 fumble recoveries.

SENIOR (2014): 1,466 passing yards and 17 TDs; 1,413 rushing yards and 15 TDs; 95 tackles.

- 1st-team all-state at defensive back.

OFF THE FIELD

COMMUNITY:

- In 2019, collaborated with fellow Dolphins rookies and Neighbors4Neighbors to sponsor four South Florida families with holiday gifts and game tickets.

- Helped distribute 500 Thanksgiving meals purchased through player donations to local South Florida families.
- Volunteered with Feeding South Florida to pack food for local families.
- Volunteered to take local elementary students Halloween costume shopping in Aventura.

PERSONAL:

- **MAJOR:** Agricultural business management.

ANDREW VAN GINKEL'S NFL REGULAR SEASON STATS															
YEAR	TEAM	GP	GS	TACKLES					INTERCEPTIONS					FUMBLES	
				TOT	SOLO	ASST	SK	YDS	INT	YDS	LG	TD	PD	FF	FR
2019	MIAMI	6	1	11	9	2	1.0	8.0	0	0	0	0	0	0	1
2020	MIAMI	13	8	29	14	15	2.5	16.0	0	0	0	0	2	3	1
NFL TOTALS		19	9	40	23	17	3.5	24.0	0	0	0	0	2	3	2

ADDITIONAL STATS

Defensive Touchdowns: 78-yard fumble return on 11/1/20 vs. L.A. Rams.

Special Teams Tackles: 4 in 2019, 5 in 2020 for total of 9.

Special Teams Forced Fumbles: 1 in 2020.

Blocked Punts: 1 on 11/15/20 vs. L.A. Chargers.

SINGLE-GAME CAREER HIGHS

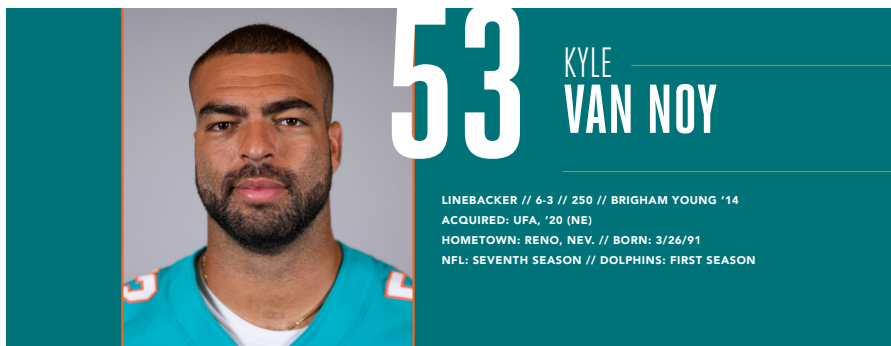
Tackles: 6 Twice, last: at San Francisco, 10/11/20

Sacks: 1.0 Twice, last: at San Francisco, 10/11/20

Passes Defensed: 1 vs. L.A. Rams, 11/1/20

Forced Fumbles 1 Twice, last: at Arizona, 11/8/20

Fumble Recoveries: 1 Twice, last: vs. L.A. Rams, 11/1/20



LINEBACKER // 6-3 // 250 // BRIGHAM YOUNG '14
 ACQUIRED: UFA, '20 (NE)
 HOMETOWN: RENO, NEV. // BORN: 3/26/91
 NFL: SEVENTH SEASON // DOLPHINS: FIRST SEASON

NFL CAREER

TRANSACTIONS:

- Signed by Miami as an unrestricted free agent from New England on March 21, 2020.
- Traded from Detroit to New England on Oct. 25, 2016.
- 2nd-round pick (40th overall) by Detroit in the 2014 NFL draft.

CAREER HONORS:

- Dolphins 2020 nominee for the Art Rooney Sportsmanship Award.
- AFC Defensive Player of the Week (vs. Cincinnati, 12/6/20).
- 2020 Dolphins nominee for the Art Rooney Sportsmanship Award.
- AFC Defensive Player of the Week (at Buffalo, 9/29/19).

CAREER HIGHLIGHTS:

- Played in 92 career games with 62 starts.
- 334 tackles (231 solo), 23.5 sacks, 2 interceptions, 15 passes defended, 7 forced fumbles and 6 fumble recoveries; 2 fumble returns for TDs; 1 blocked punt return for a TD.
- 10 special teams tackles (8 solo).
- Appeared in 10 postseason games with 7 starts with New England.
- Appeared in 1 postseason game with Detroit.
- Won Super Bowls LI and LIII with New England.

2020 (MIAMI):

- Played in 11 games with 10 starts.
- Inactive for 2 games.
- 55 tackles (39 solo), 6 sacks, 5 passes defended, 2 forced fumbles and 2 fumble recoveries.

VS. JACKSONVILLE (9/24): 3 tackles (1 solo), 1 sack, 1 forced fumble and 1 fumble recovery.

- Strip-sacked QB Gardner Minshew II in the 3rd quarter and recovered the fumble to set up a Miami TD drive.

VS. L.A. RAMS (11/1): 9 tackles (5 solo), 2 passes defended and 1 fumble recovery.

- Recovered a QB Jared Goff fumble forced by DE Shaq Lawson and returned it 28 yards to the Rams 1-yard line to set up a Miami score.

VS. CINCINNATI (12/6): 8 solo tackles, 3 sacks and 1 pass defended.

- Sacked QB Brandon Allen on 3rd-and-3 for a loss of 2 yards to force a punt in the 2nd quarter.
- Sacked QB Brandon Allen on 3rd-and-11 for a loss of 9 yards to force another punt in the 3rd quarter.
- Sacked QB Ryan Finley on 3rd-and-11 for a loss of 7 yards in the 4th quarter.
- Became the 1st Dolphins player since Oct. 18, 2015 (Cam Wake, 4) to record at least 3 sacks in a game.

HONORS:

- AFC Defensive Player of the Week (vs. Cincinnati, 12/6).
- Nominee for the Art Rooney Sportsmanship Award.

2019 (NEW ENGLAND):

- Started 15 games.
- Inactive for 1 game.
- 56 tackles (41 solo), 6.5 sacks, 3 passes defended, 3 forced fumbles and 2 fumble recoveries.
- 1 fumble return for a TD.
- Helped the defense lead the NFL in fewest total yards allowed per game (275.9) and points allowed per game (14.1).

AT BUFFALO (9/29): 8 tackles (6 solo), 2 sacks and 2 forced fumbles.

- Strip-sacked QB Josh Allen in the 1st quarter.
- Sacked QB Josh Allen again on 3rd-and-5 in the 2nd quarter forcing Buffalo to punt.
- Strip-sacked QB Matt Barkley for a loss of 9 yards in the 4th quarter.

VS. N.Y. GIANTS (10/10): 2 tackles (1 solo), 1 sack and 1 fumble recovery; 1 fumble return for a TD.

- Recovered a fumble by RB Jon Hilliman and returned it 22 yards for a TD in the 4th quarter.

AT PHILADELPHIA (11/17): 5 solo tackles and 1 sack.

- Sacked QB Carson Wentz on 3rd-and-5 in the 2nd quarter.

POSTSEASON:

AFC WILD CARD VS. TENNESSEE (1/4): 5 tackles (4 solo), 1 sack and 1 forced fumble.

- Strip-sacked QB Ryan Tannehill in the 3rd quarter.

HONORS:

- AFC Defensive Player of the Week (at Buffalo, 9/29).

2018 (NEW ENGLAND):

- Started all 16 games.
- 89 tackles (54 solo), 3.5 sacks, 2 passes defended, 1 forced fumble and 2 fumble recoveries.
- 3 special teams tackles (1 solo).
- 1 fumble return for a TD.
- 1 blocked punt return for a TD.
- His 89 tackles led the team.

AT CHICAGO (10/21): 6 solo tackles; 1 blocked punt return for a TD.

- Recovered a blocked punt and returned it 29 yards for a TD in the 3rd quarter.

AT BUFFALO (10/29): 8 tackles (7 solo), 2 sacks and 1 forced fumble.

- Strip-sacked QB Derek Anderson in the 3rd quarter and the fumble was recovered by S Patrick Chung.
- Sacked QB Derek Anderson again in the 4th quarter.

VS. N.Y. JETS (12/30): 3 tackles and 1 fumble recovery; 1 fumble return for a TD.

- Recovered a fumble by QB Sam Darnold and returned it 46 yards for a TD.

POSTSEASON:

AFC DIVISIONAL VS. L.A. CHARGERS (1/13): 4 solo tackles and 1 pass defended.

AFC CHAMPIONSHIP AT KANSAS CITY (1/20): 10 tackles (8 solo), 2 sacks and 1 forced fumble.

- Sacked QB Patrick Mahomes on 3rd-and-10 in the 1st quarter.
- Strip-sacked QB Patrick Mahomes in the 2nd quarter.

SUPER BOWL LIII VS. L.A. RAMS: 3 solo tackles and 1 sack; 1 solo special teams tackle.

- Sacked QB Jared Goff on 3rd-and-2 in the 2nd quarter.

2017 (NEW ENGLAND):

- Played in 13 games with 12 starts.
- Inactive for 3 games.
- 73 tackles (58 solo), 5.5 sacks and 2 passes defended.

VS. HOUSTON (9/24): 11 tackles (9 solo).

AT N.Y. JETS (10/15): 7 tackles (6 solo) and 2 sacks.

- Sacked QB Josh McCown on 3rd-and-2 in the 2nd quarter forcing the Jets to punt.
- Sacked QB Josh McCown again on 3rd-and-10 in the 4th quarter.

VS. MIAMI (11/26): 6 tackles (4 solo) and 1 sack.

- Sacked QB Matt Moore in the 4th quarter.

POSTSEASON:

AFC DIVISIONAL VS. TENNESSEE (1/13): 2 solo tackles.

AFC CHAMPIONSHIP VS. JACKSONVILLE (1/21): 9 tackles (5 solo), 1 sack, 1 pass defended and 1 forced fumble.

- Strip-sacked QB Blake Bortles in the 4th quarter.

SUPER BOWL LII VS. PHILADELPHIA (2/4): 5 tackles (4 solo).

2016 (DETROIT/NEW ENGLAND):

- Played in 7 games with 2 starts with New England.
- Inactive for 2 games with New England.

- 27 tackles (9 solo), 1 sack, 1 interception, 2 passes defended and 1 forced fumble.
- 2 solo special teams tackles with New England.
- Traded from Detroit to New England on Oct. 25.
- Started 7 games with Detroit.
- 23 tackles (21 solo) and 1 pass defended with Detroit.

AT SAN FRANCISCO (11/20): 3 tackles (1 solo) and 1 sack.

- Sacked QB Colin Kaepernick on 3rd-and-8 in the 2nd quarter forcing Carolina to punt.
- Made his Patriots debut.

VS. L.A. RAMS (12/4): 4 solo tackles, 1 interception and 1 pass defended; 1 solo special teams tackle.

- Intercepted QB Jared Goff in the 3rd quarter.
- It was his 1st career interception.

AT DENVER (12/18): 6 tackles (4 solo) and 1 forced fumble.

- Forced a WR Jordan Norwood fumble that was recovered by DB Devin McCourty in the 4th quarter that sealed the game.

POSTSEASON:

AFC DIVISIONAL VS. HOUSTON (1/14): 2 solo tackles and 1 pass defended.

AFC CHAMPIONSHIP VS. PITTSBURGH (1/22): 4 solo tackles and 1 forced fumble.

- Forced a WR Eli Rogers fumble that was recovered by LB Rob Ninkovich in the 3rd quarter to set up a New England TD drive.

SUPER BOWL LI VS. ATLANTA (2/5): 1 assisted tackle and 0.5 sacks.

- Split a sack with DE Trey Flowers on QB Matt Ryan on 3rd-and-11 in the 4th quarter.

2015 (DETROIT):

- Played in 15 games.
- Inactive for 1 game.
- 7 tackles (5 solo) and 1 sack.
- 3 solo special teams tackles.

VS. MINNESOTA (10/25): 1 solo tackle and 1 sack; 1 solo special teams tackle.

- Sacked QB Teddy Bridgewater in the 1st quarter.
- It was his 1st career sack.

VS. PHILADELPHIA (11/26): 2 solo tackles; 1 special teams tackle.

AT NEW ORLEANS (12/21): 1 solo tackle.

2014 (DETROIT):

- Played in 8 games.
- Missed the first 8 games after being placed on injured reserve on Sept. 3 and activated on Nov. 3.
- 4 solo tackles.
- 2 solo special teams tackles.

VS. MIAMI (11/9): 1 solo tackle; 1 solo special teams tackle.

- Made his NFL debut.

AT ARIZONA (11/16): 1 solo tackle.

AT CHICAGO (12/21): 1 solo tackle.

POSTSEASON:

NFC WILD CARD AT DALLAS (1/4): Played but did not record any stats.

BEFORE THE NFL

COLLEGE (BRIGHAM YOUNG):

- 4-year letterman (2010-13) and 3-year starter.

CAREER: Played in all 52 games with 36 starts; 223 tackles (152 solo), 25 sacks, 7 interceptions, 24 passes defended, 11 forced fumbles and 2 fumble recoveries; 3 interception returns for TDs; 2 fumble recoveries for TDs; 2 punt returns for 39 yards (19.5 avg.); 3 blocked kicks.

SENIOR (2013): Started all 13 games; 67 tackles (41 solo), 4 sacks, 2 interceptions and 9 passes defended; 1 interception return for a TD.

- Independent Defensive Player of the Year.
- 2nd-team All-American.
- 1st-team All-Independent.
- His 4 sacks and 2 interceptions tied for the team lead.

JUNIOR (2012): Started all 13 games; 52 tackles (37 solo), 13 sacks, 2 interceptions, 7 passes defended and 6 forced fumbles; 2 interception returns for TDs; 1 punt return for 8 yards (8.0 avg.); 2 blocked kicks.

- College Football Performance Awards National Defensive Player of the Year.
- 2nd-team All-American.
- Led the team with 13 sacks and 6 forced fumbles..

SOPHOMORE (2011): Played in all 13 games with 8 starts; 68 tackles (50 solo), 6 sacks, 3 interceptions, 6 passes defended, 3 forced fumbles and 1 fumble recovery; 1 punt return for 31 yards (31.0 avg.); 1 blocked kick; 1 fumble recovery TD.

- 1st-team All-Independent.
- His 7 sacks led the team and his 3 interceptions tied for the team lead.

TRUE FRESHMAN (2010): Played in all 13 games with 2 starts; 36 tackles (24 solo), 2 sacks, 2 passes defended, 2 forced fumbles and 1 fumble recovery; 1 fumble recovery TD.

HIGH SCHOOL (ROBERT McQUEEN HS - RENO, NEV.)

- Played wide receiver and linebacker.
- Also lettered in basketball, baseball and track.

SENIOR (2008): 79 tackles (55 solo), 14 sacks, 1 interception, 6 forced fumbles and 4 fumble recoveries; 1 interception return for a TD; 35 receptions for 731 yards (20.9 avg.) and 18 TDs; 10 carries for 121 yards (12.1 avg.).

- 1st-team all-state.
- Helped lead team to 14-0 record and state championship.

JUNIOR (2007): 69 tackles, 2 interceptions, 7 sacks and 7 forced fumbles; 805 receiving yards and 13 TDs.

OFF THE FIELD

COMMUNITY:

- In 2014, established the Van Noy Valor Foundation with wife, Marissa, to support adopted children, those in foster care and disadvantaged youth and encourage success through resources, mentors and opportunities.

PERSONAL:

- **MAJOR:** History.

KYLE VAN NOY'S NFL REGULAR SEASON STATS

YEAR	TEAM	GP	GS	TACKLES			SK	YDS	INTERCEPTIONS					FUMBLES	
				TOT	SOLO	ASST			INT	YDS	LG	TD	PD	FF	FR
2014	DETROIT	8	0	4	4	0	0.0	0.0	0	0	0	0	0	0	0
2015	DETROIT	15	0	7	5	2	1.0	1.0	0	0	0	0	0	0	0
2016	DETROIT	7	7	23	21	2	0.0	0.0	0	0	0	0	1	0	0
	NEW ENGLAND	7	2	27	9	18	1.0	8.0	1	0	0	0	2	1	0
2017	NEW ENGLAND	13	12	73	58	15	5.5	33.5	0	0	0	0	2	0	0
2018	NEW ENGLAND	16	16	89	54	35	3.5	28.0	1	0	0	0	2	1	2
2019	NEW ENGLAND	15	15	56	41	15	6.5	42.5	0	0	0	0	3	3	2
2020	MIAMI	11	10	55	39	16	6.0	36.0	0	0	0	0	5	2	2
NFL TOTALS		92	62	334	231	103	23.5	149.0	2	0	0	0	15	7	6

KYLE VAN NOY'S NFL PLAYOFF STATS

YEAR	TEAM	GP	GS	TACKLES			SK	YDS	INTERCEPTIONS					FUMBLES	
				TOT	SOLO	ASST			INT	YDS	LG	TD	PD	FF	FR
2014	DETROIT	1	0	0	0	0	0.0	0.0	0	0	0	0	0	0	0
2016	NEW ENGLAND	3	0	7	6	1	0.5	4.5	0	0	0	0	1	1	0
2017	NEW ENGLAND	3	3	16	11	5	1.0	9.0	0	0	0	0	1	1	0
2018	NEW ENGLAND	3	3	17	15	2	3.0	43.0	0	0	0	0	1	1	0
2019	NEW ENGLAND	1	1	5	4	1	1.0	5.0	0	0	0	0	0	1	0
NFL TOTALS		11	7	45	36	9	5.5	61.5	0	0	0	0	3	4	0

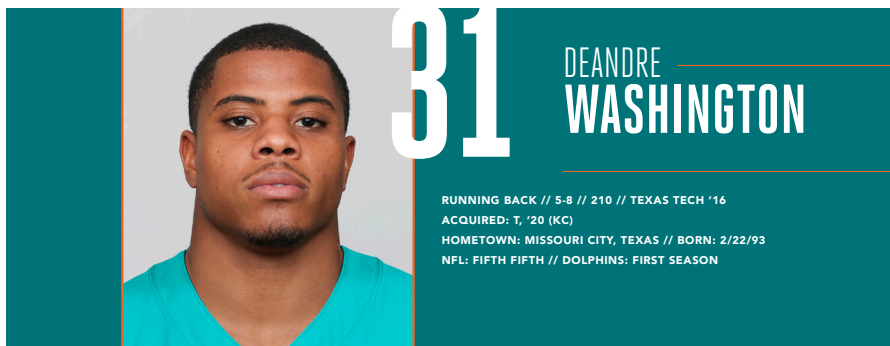
ADDITIONAL STATS

Defensive Touchdowns: (New England) 29-yard blocked punt return at Chicago (10/21/18); 46-yard fumble return vs. N.Y. Jets (12/30/18); 22-yard fumble return vs. N.Y. Giants (10/10/19).

Special Teams Tackles: (Detroit) 2 in 2014, 3 in 2015, (New England) 2 in 2016, 3 in 2018 for total of 10 (P-1).

SINGLE-GAME CAREER HIGHS

Tackles:	12	at Tennessee, 11/11/18
Sacks:	3	vs. Cincinnati, 12/6/20
Interceptions:	1	Twice, last: at Jacksonville, 9/16/18
Passes Defended:	2	vs. L.A. Rams, 11/1/20
Forced Fumbles:	2	at Buffalo, 9/29/19
Fumble Recovery:	1	6 times, last: vs. L.A. Rams, 11/1/20



RUNNING BACK // 5-8 // 210 // TEXAS TECH '16
ACQUIRED: T, '20 (KC)
HOMETOWN: MISSOURI CITY, TEXAS // BORN: 2/22/93
NFL: FIFTH FIFTH // DOLPHINS: FIRST SEASON

NFL CAREER

TRANSACTIONS:

- Traded from Kansas City to Miami on Nov. 3, 2020.
- Promoted from Kansas City's practice squad on Oct. 8, 2020.
- Signed to Kansas City's practice squad on Sept. 6, 2020.
- Released by Kansas City on Sept. 5, 2020.
- Signed by Kansas City as an unrestricted free agent from Oakland on April 15, 2020.
- 5th-round pick (143rd overall) by Oakland in the 2016 NFL draft.

CAREER HIGHLIGHTS:

- Played in 59 games with 6 starts.
- 313 carries for 1,213 yards (3.9 avg.) and 7 TDs.
- 93 receptions for 643 yards (6.9 avg.) and 1 TD.
- 6 kickoff returns for 106 yards (17.7 avg.).
- 3 solo special teams tackles.
- 5 miscellaneous tackles.

2020 (KANSAS CITY/MIAMI):

- Played in 3 games with 1 start with Miami.
- Inactive for 2 games with Miami.
- 28 carries for 86 yards (3.1 avg.) with Miami.
- 4 receptions for 28 yards (7.0 avg.) with Miami.
- Traded to Miami on Nov. 3.
- Played in 1 game with Kansas City.
- 3 carries for 5 yards (1.7 avg.) with Kansas City.
- 1 reception for 2 yards with Kansas City.
- Spent 4 games on the practice squad with Kansas City.
- Inactive for 3 games with Kansas City.

AT DENVER (10/25): 3 carries for 5 yards (1.7 avg.); 1 reception for 2 yards.

- Made his Chiefs debut.

AT N.Y. JETS (11/29): 13 carries for 49 yards (3.8 avg.); 2 receptions for 11 yards (5.5 avg.).

VS. KANSAS CITY (12/13): 13 carries for 35 yards (2.7 avg.); 2 receptions for 17 yards (8.5 avg.).

2019 (OAKLAND):

- Played in all 16 games with 3 starts.
- 108 carries for 387 yards (3.6 avg.) and 3 TDs.
- 36 receptions for 292 yards (8.1 avg.).
- 1 solo special teams tackle.
- 1 miscellaneous tackle.

VS. CHICAGO (10/6): 6 carries for 17 yards (2.8 avg.) and 1 TD; 3 receptions for 19 yards (6.3 avg.).

- Scored on a 3-yard TD run in the 2nd quarter to extend Oakland's lead to 14-0.

VS. TENNESSEE (12/8): 14 carries for 53 yards (3.8 avg.) and 1 TD; 6 receptions for 43 yards (7.2 avg.).

- Scored on a 14-yard TD run in the 1st quarter to give Oakland a 7-0 lead.

AT L.A. CHARGERS (12/22): 23 carries for 85 yards (3.7 avg.) and 1 TD; 2 receptions for 21 yards (10.5 avg.).

- Scored on a 5-yard TD run in the 3rd quarter to extend Oakland's lead to 21-7.

2018 (OAKLAND):

- Played in 10 games.
- Inactive for 6 games.
- 30 carries for 115 yards (3.8 avg.).
- 1 reception for 9 yards.

AT SAN FRANCISCO (11/1): 5 carries for 27 yards (5.4 avg.).

AT ARIZONA (11/18): 12 carries for 39 yards (3.3 avg.).

AT KANSAS CITY (12/30): 4 carries for 30 yards (7.5 avg.).

2017 (OAKLAND):

- Played 15 games.
- Inactive for 1 game.
- 57 carries for 153 yards (2.7 avg.) and 2 TDs.
- 34 receptions for 197 yards (5.8 avg.) and 1 TD.
- 5 kickoff returns for 86 yards (17.2 avg.).
- 2 solo special teams tackles.
- 2 miscellaneous tackles.

VS. KANSAS CITY (10/19): 9 carries for 33 yards (3.7 avg.) and 1 TD.

- Scored on a 4-yard TD run in the 3rd quarter to extend Oakland's lead to 21-20.

AT BUFFALO (10/29): 6 carries for 26 yards (4.3 avg.); 8 receptions for 62 yards (7.8 avg.) and 1 TD.

- Caught a 4-yard TD from QB Derek Carr in the 4th quarter.

VS. N.Y. GIANTS (12/3): 6 carries for 16 yards (2.7 avg.) and 1 TD; 2 kickoff returns for 29 yards (14.5 avg.); 1 miscellaneous tackle.

- Scored on a 9-yard TD run in the 4th quarter to extend Oakland's lead to 17-7.

2016 (OAKLAND):

- Played in 14 games with 2 starts.
- Inactive for 2 games.
- 87 carries for 467 yards (5.4 avg.) and 2 TDs.
- 17 receptions for 115 yards (6.8 avg.).
- 1 kickoff return for 20 yards.
- 2 miscellaneous tackles.

AT NEW ORLEANS (9/11): 5 carries for 14 yards (2.8 avg.); 1 reception for 10 yards; .

- Made his NFL debut.

AT TENNESSEE (9/25): 6 carries for 57 yards (9.5 avg.); 1 reception for 5 yards.

VS. INDIANAPOLIS (12/24): 12 carries for 99 yards (8.3 avg.) and 2 TDs; 1 reception for 18 yards.

- Scored on a 22-yard TD run in the 3rd quarter to extend Oakland's lead to 26-7.
- Scored on another 22-yard TD run on the Raiders' next possession to extend Oakland's lead to 33-7.

- 1st-team All-Big 12.

- His 1,492 rushing yards ranked 2nd in the conference and 15th in the nation.

- Became 1 of 5 players in school history to rush for 1,000 yards in a season twice in his career.

JUNIOR (2014): Played in 12 games with 11 starts; 188 carries for 1,103 yards (5.9 avg.) and 2 TDs; 30 receptions for 328 yards (10.9 avg.) and 2 TDs.

- 2nd-team All-Big 12.

REDSHIRT SOPHOMORE (2013): Played in 12 games with 2 starts; 107 carries for 450 yards (4.2 avg.) and 4 TDs; 34 receptions for 269 yards (7.9 avg.).

- Redshirted in 2012.

TRUE FRESHMAN (2011): Played in 11 games with 1 start; 77 carries for 366 yards (4.8 avg.) and 3 TDs; 19 receptions for 109 yards (5.7 avg.); 7 kickoff returns for 131 yards (18.7 avg.); 1 punt return for 0 yards.

- Honorable mention All-Big 12 Offensive Freshman of the Year.

BEFORE THE NFL

COLLEGE (TEXAS TECH):

- 4-year letterman (2011, 2013-15)

CAREER: Played in 48 games with 26 starts; 605 carries for 3,411 yards (5.6 avg.) and 23 TDs; 124 receptions for 1,091 yards (8.8 avg.) and 8 TDs; 7 kickoff returns for 131 yards (18.7 avg.); 1 punt return for 0 yards.

SENIOR (2015): Played in all 13 games with 12 starts; 233 carries for 1,492 yards (6.4 avg.) and 14 TDs; 41 receptions for 385 yards (9.4 avg.) and 2 TDs.

HIGH SCHOOL (THURGOOD MARSHALL HS – MISSOURI CITY, TEXAS)

SENIOR (2010): 192 carries for 1,378 yards (7.2 avg.) and 20 TDs.

OFF THE FIELD

PERSONAL:

- **MAJOR:** Sport management.

DEANDRE WASHINGTON'S NFL REGULAR SEASON STATS

YEAR	TEAM	GP	GS	RUSHING					RECEIVING				
				ATT	YDS	AVG	LG	TD	REC	YDS	AVG	LG	TD
2016	OAKLAND	14	2	87	467	5.4	30	2	17	115	6.8	18	0
2017	OAKLAND	15	0	57	153	2.7	11	2	34	197	5.8	15	1
2018	OAKLAND	10	0	30	115	3.8	13	0	1	9	9.0	9	0
2019	OAKLAND	16	3	108	387	3.6	36	3	36	292	8.1	28	0
2020	KANSAS CITY	1	0	3	5	1.7	16	0	1	2	2.0	2	0
	MIAMI	3	1	28	86	3.1	0	0	4	28	7.0	10	0
NFL TOTALS		59	6	313	1,213	3.9	22	7	93	643	6.9	28	1

DEANDRE WASHINGTON'S NFL REGULAR SEASON RETURNING STATS

		KICKOFF RETURN					PUNT RETURN					
YEAR	TEAM	KR	YDS	AVG	LG	TD	PR	FC	YDS	AVG	LG	TD
2016	OAKLAND	1	20	20.0	20	0	0	0	0	0.0	0	0
2017	OAKLAND	5	86	17.2	26	0	0	0	0	0.0	0	0
2018	OAKLAND	0	0	0.0	0	0	0	0	0	0.0	0	0
2019	OAKLAND	0	0	0.0	0	0	0	0	0	0.0	0	0
2020	KANSAS CITY	0	0	0.0	0	0	0	0	0	0.0	0	0
	MIAMI	0	0	0.0	0	0	0	0	0	0.0	0	0
NFL TOTALS		6	106	17.7	26	0	0	0	0	-	0	0

SINGLE-GAME CAREER HIGHS

Rushes:	23	at L.A. Chargers, 12/22/19
Rushing Yards:	99	vs. Indianapolis, 12/24/16
Longest Rush:	36	at Denver, 12/29/19
Rushing TDs:	2	vs. Indianapolis, 12/24/16
Receptions:	8	Twice, last: at Denver, 12/29/19
Receiving Yards:	62	at Buffalo, 10/29/17
Longest Reception:	28	at Kansas City, 12/1/19
Receiving TDs:	1	at Buffalo, 10/29/17

2016 GAME-BY-GAME STATS (OAKLAND)

DATE	OPPONENT	P/S	ATT	YDS	AVG	LG	TD
09/11	at New Orleans	1/0	5	14	2.8	5	0
09/18	ATLANTA	1/0	7	46	6.6	26	0
09/25	at Tennessee	1/0	6	57	9.5	30	0
10/02	at Baltimore	1/0	5	30	6.0	28	0
10/09	SAN DIEGO	1/0	9	23	2.6	8	0
10/16	KANSAS CITY	1/1	10	49	4.9	8	0
10/23	at Jacksonville	1/1	5	16	3.2	6	0
10/30	at Tampa Bay	1/0	5	32	6.4	28	0
11/06	DENVER	1/0	10	35	3.5	8	0
11/21	HOUSTON	1/0	1	0	0.0	0	0
11/27	CAROLINA			INACTIVE			
12/04	BUFFALO			INACTIVE			
12/08	at Kansas City	1/0	0	0	0.0	0	0
12/18	at San Diego	1/0	5	23	4.6	12	0
12/24	INDIANAPOLIS	1/0	12	99	8.3	22t	2
01/01	at Denver	1/0	7	43	6.1	20	0
2016 TOTALS		14/2	87	467	5.4	30	2

2017 GAME-BY-GAME STATS (OAKLAND)

DATE	OPPONENT	P/S	ATT	YDS	AVG	LG	TD
09/10	at Tennessee	1/0	3	4	1.3	4	0
09/17	N.Y. JETS	1/0	6	20	3.3	10	0
09/24	at Washington	1/0	1	0	0.0	0	0
10/01	at Denver	1/0	1	4	4.0	4	0
10/08	BALTIMORE			INACTIVE			
10/15	L.A. CHARGERS	1/0	3	-8	-2.7	0	0
10/19	KANSAS CITY	1/0	9	33	3.7	11	1
10/29	at Buffalo	1/0	6	26	4.3	10	0
11/05	at Miami	1/0	4	16	4.0	11	0
11/19	NEW ENGLAND	1/0	3	7	2.3	5	0
11/26	DENVER	1/0	6	23	3.8	11	0
12/03	N.Y. GIANTS	1/0	6	16	2.7	9t	1
12/10	at Kansas City	1/0	4	9	2.3	9	0
12/17	DALLAS	1/0	2	3	1.5	2	0
12/25	at Philadelphia	1/0	1	-3	-3.0	-3	0
12/31	at L.A. Chargers	1/0	2	3	1.5	2	0
2017 TOTALS		15/0	57	153	2.7	11	2

2018 GAME-BY-GAME STATS (OAKLAND)

DATE	OPPONENT	P/S	ATT	YDS	AVG	LG	TD
09/10	L.A. RAMS			INACTIVE			
09/16	at Denver			INACTIVE			
09/23	at Miami			INACTIVE			
09/30	CLEVELAND			INACTIVE			
10/07	at L.A. Chargers			INACTIVE			
10/14	SEATTLE			INACTIVE			
10/28	INDIANAPOLIS	1/0	1	4	4.0	4	0
11/01	at San Francisco	1/0	5	27	5.4	13	0
11/11	L.A. CHARGERS	1/0	0	0	0.0	0	0
11/18	at Arizona	1/0	12	39	3.3	10	0
11/25	at Baltimore	1/0	3	8	2.7	5	0
12/02	KANSAS CITY	1/0	3	7	2.3	7	0
12/09	PITTSBURGH	1/0	0	0	0.0	0	0
12/16	at Cincinnati	1/0	1	1	1.0	1	0
12/24	DENVER	1/0	1	-1	-1.0	-1	0
12/30	at Kansas City	1/0	4	30	7.5	11	0
2018 TOTALS		10/0	30	115	3.8	13	0

2019 GAME-BY-GAME STATS (OAKLAND)

DATE	OPPONENT	P/S	ATT	YDS	AVG	LG	TD
09/09	DENVER	1/0	2	8	4.0	7	0
09/15	KANSAS CITY	1/0	3	9	3.0	4	0
09/22	at Minnesota	1/0	6	22	3.7	8	0
09/29	at Indianapolis	1/0	6	18	3.0	7	0
10/06	CHICAGO	1/0	6	17	2.8	5	1
10/20	at Green Bay	1/0	6	29	4.8	8	0
10/27	at Houston	1/0	5	23	4.6	6	0
11/03	DETROIT	1/0	3	7	2.3	5	0
11/07	L.A. CHARGERS	1/0	1	0	0.0	0	0
11/17	CINCINNATI	1/0	2	-1	-0.5	1	0
11/24	at N.Y. Jets	1/0	6	19	3.2	8	0
12/01	at Kansas City	1/0	2	5	2.5	5	0
12/08	TENNESSEE	1/1	14	53	3.8	14t	1
12/15	JACKSONVILLE	1/0	6	16	2.7	9	0
12/22	at L.A. Chargers	1/1	23	85	3.7	13	1
12/29	at Denver	1/1	17	77	4.5	36	0
2019 TOTALS		16/3	108	387	3.6	36	3

2020 GAME-BY-GAME STATS (KANSAS CITY/MIAMI)

DATE	OPPONENT	P/S	ATT	YDS	AVG	LG	TD
09/10	HOUSTON			PRACTICE SQUAD			
09/20	at L.A. Chargers			PRACTICE SQUAD			
09/28	at Baltimore			PRACTICE SQUAD			
10/05	NEW ENGLAND			PRACTICE SQUAD			
10/11	LAS VEGAS			INACTIVE			
10/19	at Buffalo			INACTIVE			
10/25	at Denver	1/0	3	5	1.7	3	0
11/01	N.Y. JETS			INACTIVE			
KANSAS CITY TOTALS		1/0	3	5	1.7	3	0
11/15	L.A. CHARGERS	1/0	2	2	1.0	3	0
11/22	at Denver			INACTIVE			
11/29	at N.Y. Jets	1/0	13	49	3.8	16	0
12/06	CINCINNATI			INACTIVE			
12/13	KANSAS CITY	1/1	13	35	2.7	7	0
12/20	NEW ENGLAND						
12/26	at Las Vegas						
01/03	at Buffalo						
MIAMI TOTALS		3/1	28	86	3.1	16	0
2020 TOTALS		4/1	31	91	2.9	16	0



CHRISTIAN WILKINS

DEFENSIVE TACKLE // 6-4 // 315 // CLEMSON '19
 ACQUIRED: D1, '19
 HOMETOWN: SPRINGFIELD, MASS. // BORN: 12/20/95
 NFL: SECOND SEASON // DOLPHINS: SECOND SEASON

NFL CAREER

TRANSACTIONS:

- 1st-round pick (13th overall) by Miami in the 2019 NFL draft.

CAREER HIGHLIGHTS:

- Played in 27 career games with 23 starts.
- 95 tackles (53 solo), 3.5 sacks, 1 interception, 7 passes defended and 1 fumble recovery.
- 1 reception for 1 yard and 1 TD.
- His 56 tackles in 2019 were the most by any rookie defensive lineman in the league that season:

2019 NFL TACKLES LEADERS (ROOKIE DEFENSIVE LINEMEN)				
PLAYER	TEAMS	TOT	SOLO	ASST
1. CHRISTIAN WILKINS	MIA.	56	30	26
2. Nick Bosa	SF	47	32	15
3. Maxx Crosby	Oak.	46	35	11
4. Josh Allen	Jax.	44	31	13
5. Ed Oliver	Buf.	43	24	19

- His 56 tackles in 2019 were the 5th-most by an NFL rookie defensive lineman since 2015.
- His 56 tackles in 2019 were tied for the 5th-most by any defensive tackle in the NFL that season:

2019 NFL TACKLES LEADERS (DEFENSIVE TACKLES)				
PLAYER	TEAM	TOT	SOLO	ASST
1. Cameron Heyward	Pit.	83	51	32
2. Davon Godchaux	Mia.	75	33	42
3. Grady Jarrett	Atl.	69	38	31
4. Sheldon Richardson	Cle.	62	43	19
5. CHRISTIAN WILKINS	MIA.	56	30	26
6. Tyeler Davison	Atl.	55	26	29

2020 (MIAMI):

- Played in 11 games with 9 starts.
- Spent 2 games on the Reserve/COVID-19 list.
- 39 tackles (23 solo), 1.5 sacks, 1 interception, 5 passes defended and 1 fumble recovery.

AT SAN FRANCISCO (10/11): 2 tackles (1 solo) and 1 fumble recovery.

- Recovered a QB C.J. Beathard fumble forced by DE Emmanuel Ogbah in the 4th quarter.

VS. N.Y. JETS (10/18): 5 tackles (3 solo), 1 sack and 2 passes defended.

- Sacked QB Joe Flacco in the 2nd quarter on 3rd-and-6 for a loss of 8 yards.

VS. L.A. RAMS (11/1): 5 tackles (3 solo), 1 interception and 1 pass defended.

- Intercepted QB Jared Goff in the 2nd quarter and returned it 8 yards for his 1st career interception.

2019 (MIAMI):

- Played in all 16 games with 14 starts.
 - 56 tackles (30 solo), 2 sacks and 2 passes defended.
 - 1 reception for 1 yard and 1 TD.
 - His 56 tackles were the most by any rookie defensive lineman in the league.
 - His 56 tackles were the 5th-most by an NFL rookie defensive lineman since 2015.
 - His 56 tackles were the 5th-most by any defensive tackle in the NFL.
- VS. N.Y. JETS (11/3):** 5 tackles (3 solo) and 1 sack.
- Sacked QB Sam Darnold on 3rd-and-3 forcing a Jets missed field goal.
 - It was his 1st career sack.

AT CLEVELAND (11/24): 6 tackles (3 solo).

VS. CINCINNATI (12/22): 3 solo tackles and 1 sack; 1 reception for 1 yard and 1 TD.

- Scored a 1-yard TD on Miami's first possession. He caught a pass out of the backfield and recovered his own fumble in the end zone for the score. It was the 1st reception and TD of his career.
- Is the 2nd Dolphins defensive player ever to catch a touchdown (Vern den Herder).
- Is just the 3rd player NFL player in the 2010s decade to catch a TD and record a sack on the same game (Vita Veà and J.J. Watt).
- Sacked QB Andy Dalton in the 3rd quarter.

BEFORE THE NFL

COLLEGE (CLEMSON):

- 4-year letterman (2015-18) and 3-year starter.

CAREER: Played in all 59 games with 45 starts; 191 tackles (94 solo), 16 sacks, 16 passes defended, 2 forced fumbles and 4 fumble recoveries; 2 blocked kicks; 4 carries for 13 yards (3.3 avg.) and 2 TDs; 2 receptions for 32 yards (16.0 avg.) and 1 TD.

- Finished his career tied for the most games played in school history (59).

- 1 of 4 players in school history to earn All-American honors in 3 different seasons.

SENIOR (2018): Started all 15 games; 50 tackles (26 solo), 6 sacks, 2 passes defended, 1 forced fumble and 2 fumble recoveries; 1 blocked kick; 3 carries for 3 yards (1.0 avg.) and 2 TDs.

- Won the William V. Campbell Trophy (nation's best scholar-athlete) and became the 1st player

in school history to win the award.

- Unanimous 1st-team All-American.
- 1st-team All-ACC.
- Finalist for the Chuck Bednarik Award (nation's top defensive player).
- Finalist for the Bronko Nagurski Trophy (best defensive player).
- Finalist for the Outland Trophy (nation's best interior lineman).
- Finalist for the Lombardi Award (based on performance, leadership, character and resiliency).
- Finalist for the Lott IMPACT Trophy (best defensive player in character and performance).
- Finalist for the Senior CLASS Award (most outstanding senior).
- Helped his team win the College Football Playoff National Championship.
- Voted a team captain.

JUNIOR (2017): Started all 14 games; 60 tackles (26 solo), 4.5 sacks and 4 passes defended.

- Won the Bill Willis Award (nation's best defensive lineman).
- 1st-team All-American.
- 1st-team All-ACC.
- Served as a team captain.

SOPHOMORE (2016): Started all 15 games; 48 tackles (24 solo), 3.5 sacks, 10 passes defended and 2 fumble recoveries; 1 blocked kick; 1 carry for 10 yards; 1 reception for 1 yard and 1 TD.

- 1st-team All-American.
- 2nd-team All-ACC.
- Finalist for the Bronko Nagurski Trophy (nation's best defensive player).
- Helped his team win the College Football Playoff National Championship.

TRUE FRESHMAN (2015): Played in all 15 games with 1 start; 33 tackles (18 solo), 2 sacks and 1 forced fumble; 1 reception for 31 yards.

- Freshman All-American.

HIGH SCHOOL (SUFFIELD ACADEMY – SUFFIELD, CT.)

- Also lettered in basketball.

CAREER: Played in 35 games; 253 tackles, 28.5 sacks and 6 fumble recoveries.

SENIOR (2014): 71 tackles, 8 sacks and 4 forced fumbles.

JUNIOR (2013): 57 tackles.

SOPHOMORE (2012): 12 receptions for 209 yards (17.4 avg.) and 2 TDs.

OFF THE FIELD

COMMUNITY:

- Rode the 25-mile Fort Lauderdale Ride in the 2020 Dolphins Cancer Challenge.
- In 2019, along with fellow Dolphins rookies, collaborated with Neighbors4Neighbors to sponsor four South Florida families with holiday gifts and game tickets.
- Delivered Thanksgiving meals to local families in need with the Fort Lauderdale Police Department through Football Unites.
- Visited children at Alex's Place at Sylvester Comprehensive Cancer Center.
- Volunteered with Big Brothers Big Sisters of Miami for the Top Golf event through Football Unites.
- Delivered and assembled beds for two South Florida families in need in partnership with Ashley HomeStore.
- Spent time with 80 local youth from the His House Children's Home, a Miami Gardens foster care residential facility, and shopped for back-to-school shoes at DSW Designer Shoe Warehouse.
- Surprised 100 underprivileged kids in South Florida with brand new beds in partnership with Ashley HomeStore and helped host the 3rd annual Hope to Dream Sleepover at the Baptist Health Training Facility.

PERSONAL:

- **GRADUATE DEGREE:** Athletic leadership.
- **MAJOR:** Communication.

CHRISTIAN WILKINS' NFL REGULAR SEASON STATS

YEAR	TEAM	GP	GS	TACKLES				YDS	INTERCEPTIONS				PD	FUMBLES	
				TOT	SOLO	ASST	SK		INT	YDS	LG	TD		FF	FR
2019	MIAMI	16	14	56	30	26	2.0	14.0	0	0	0	0	2	0	0
2020	MIAMI	11	9	39	23	16	1.5	10.0	1	8	8	0	5	0	1
NFL TOTALS		27	23	95	53	42	3.5	24.0	1	8	8	0	7	0	1

ADDITIONAL STATS

Receiving: 1 for 1 yard and 1 TD in 2019.

SINGLE-GAME CAREER HIGHS

Tackles:	6	at Cleveland, 11/24/19
Sacks:	1	3 times, last: vs. N.Y. Jets, 10/18/20
Interceptions:	1	vs. L.A. Rams, 11/1/20
Passes Defended:	2	Twice, last: vs. N.Y. Jets, 10/18/20
Fumble Recoveries:	1	at San Francisco, 10/11/20



PRACTICE SQUAD



NICK COE
#97 • Defensive End



BRIAN COLE
#41 • Safety



MATT COLE
#82 • Wide Receiver



JAVARIS DAVIS
#38 • Cornerback




TINO ELLIS
#45 • Cornerback



ISAIAH FORD
#87 • Wide Receiver



TYLER GAUTHIER
#74 • Center



NATE HOLLEY
#36 • Safety



JONATHAN HUBBARD
#71 • Tackle



KYLAN JOHNSON
#59 • Linebacker



AKEEM KING
#46 • Cornerback



KIRK MERRITT
#83 • Wide Receiver



CHRIS MYARICK
#85 • Tight End



DURVAL QUEIROZ NETO
#69 • Guard



TYSHUN RENDER
#64 • Defensive End



REID SINNETT
#17 • Quarterback



REX SUNAHARA
#60 • Long Snapper

RESERVE/INJURED



VINCE BIEGEL
#47 • Linebacker



DAVON GODCHAUX
#56 • Defensive Tackle



PRESTON WILLIAMS
#18 • Wide Receiver



JONATHAN LEDBETTER
#4 • Defensive End

RESERVE/COVID-19



MATT BREIDA
#22 • Running Back



MYLES GASKIN
#37 • Running Back



JAMAL PERRY
#33 • Cornerback

RESERVE/OPT-OUT



ALBERT WILSON
#15 • Wide Receiver



ALLEN HURNS
#17 • Wide Receiver



HISTORY & RECORDS



INDIVIDUAL RECORDS

The following individual records relate solely to service with the Miami Dolphins. They include National Football League regular-season statistics only – with the exception of those single-game records marked by "*" or "**."

* Playoff game **Super Bowl

1966-77: 14 games

1983-86: 16 games

1978-81: 16 games

1987: 15 games

1982: 9 games

1988-2020: 16 games

SERVICE

MOST SEASONS

17	Dan Marino (1983-99)
15	Bob Kuechenberg (1970-84)
14	Bob Griese (1967-80)
14	Don Strock (1974-87)
14	John Denney (2005-18)
13	Nat Moore (1974-86)
13	Jason Taylor (1997-2007, 2009, 2011)
12	Larry Little (1969-80)
12	Ed Newman (1973-84)
12	Bruce Hardy (1978-89)
12	Jim Jensen (1981-92)
12	Zach Thomas (1996-2007)

MOST GAMES PLAYED

242	Dan Marino (1983-99)
224	John Denney (2005-18)
204	Jason Taylor (1997-2007, 2009, 2011)
196	Bob Kuechenberg (1970-84)
183	Nat Moore (1974-86)
168	Zach Thomas (1996-2007)
167	Ed Newman (1973-85)
166	Vern Den Herder (1971-82)
164	Jim Jensen (1981-92)
164	Richmond Webb (1990-00)
163	Don Strock (1974-87)
161	Bob Griese (1967-80)
159	Larry Little (1969-80)
157	Tim Bowens (1994-04)
156	Tim Ruddy (1994-03)
155	Olindo Mare (1997-2006)
151	Bruce Hardy (1978-89)

MOST CONSECUTIVE GAMES PLAYED

224	John Denney (1st in 2005 through 16th in 2018)
130	Jason Taylor (15th in 1999 through 16th in 2007)
128	Jim Langer (10th in 1970 through 9th in 1979)
128	Brandon Fields (1st in 2007 through 16th in 2014)
127	Garo Yepremian (2nd in 1970 through 16th in 1978)
125	Bob Baumhower (1st in 1977 through 14th in 1984)
118	Richmond Webb (3rd in 1991 through 8th in 1998)
116	Olindo Mare (1st in 1997 through 4th in 2004)
107	Dwight Stephenson (1st in 1980 through 2nd in 1987)
104	Jeff Cross (1st in 1988 through 8th in 1994)
104	Tim Bowens (1st in 1994 through 8th in 2000)
104	Vernon Carey (4th in 2004 through 12th in 2010)

MOST STARTS

240	Dan Marino (1983-99)
186	Jason Taylor (1997-2007, 2009, 2011)
176	Bob Kuechenberg (1970-84)
168	Zach Thomas (1996-2007)
162	Richmond Webb (1990-2000)
155	Tim Bowens (1994-04)
152	Bob Griese (1967-80)
152	Larry Little (1969-80)

144 Vern Den Herder (1971-82)

140 Tim Ruddy (1994-2003)

MOST CONSECUTIVE STARTS

130	Jason Taylor (15th in 1999 through 16th in 2007)
118	Richmond Webb (3rd in 1991 through 8th in 1998)
109	Jim Langer (1st in 1972 through 9th in 1979)
95	Dan Marino (6th in 1987 through 5th in 1993)
92	Tim Bowens (3rd in 1994 through 14th in 1999)
91	Norm Evans (3rd in 1969 through 9th in 1975)
87	Dick Anderson (12th in 1968 through 14th in 1974)
87	Vernon Carey (7th in 2005 through 12th in 2010)
86	Bob Baumhower (1st in 1977 through 8th in 1982)
84	Jake Scott (1st in 1970 through 14th in 1975)
81	Vern Den Herder (1st in 1972 through 11th in 1977)
81	Jeff Cross (16th in 1988 through 16th in 1993)
81	Keith Sims (11th in 1991 through 11th in 1996)
80	Randy McMichael (1st in 2002 through 16th in 2006)

MOST PRO BOWLS

9	Dan Marino (1983-87, 1991-92, 1994-95)
7	Richmond Webb (1990-96)
7	Zach Thomas (1999-2003, 2005-06)
6	Bob Griese (1970-71, 1973-74, 1977-78)
6	Jim Langer (1973-78)
6	Bob Kuechenberg (1974-75, 1977-78, 1982-83)
6	Jason Taylor (2000, 2002, 2004-07)
5	Larry Csonka (1970-74)
5	Paul Warfield (1970-74)
5	Jake Scott (1971-75)
5	Bob Baumhower (1979, 1981-84)
5	Dwight Stephenson (1983-87)
5	John Offerdahl (1986-90)
5	Mark Clayton (1984-86, 1988, 1991)
5	Cameron Wake (2010, 2012-14, 2016)

MOST CONSECUTIVE PRO BOWLS

7	Richmond Webb (1990-96)
6	Jim Langer (1973-78)
5	Larry Csonka (1970-74)
5	Paul Warfield (1970-74)
5	Jake Scott (1971-75)
5	Dan Marino (1983-87)
5	Dwight Stephenson (1983-87)
5	John Offerdahl (1986-90)
5	Zach Thomas (1999-2003)

MOST PRO BOWL STARTS

7	Dan Marino (1983-86, 1992, 1994-95)
5	Jim Langer (1973-77)
5	Jason Taylor (2000, 2002, 2004-06)
4	Dwight Stephenson (1983-86)
4	John Offerdahl (1986, 1988-90)
4	Richmond Webb (1992-95)
4	Cameron Wake (2010, 2012, 2014, 2016)
3	Larry Little (1972-74)
3	Jake Scott (1972-73, 1975)
3	Bob Baumhower (1979, 1981, 1983)



INDIVIDUAL RECORDS

- 3 Sam Madison (1999-2001)
- 3 Zach Thomas (1999, 2002, 2006)
- 3 Jake Long (2009-11)

MOST CONSECUTIVE PRO BOWL STARTS

- 5 Jim Langer (1973-77)
- 4 Dwight Stephenson (1983-86)
- 4 Dan Marino (1983-86)
- 4 Richmond Webb (1992-95)
- 3 Larry Little (1972-74)
- 3 John Offerdahl (1988-90)
- 3 Sam Madison (1999-2001)
- 3 Jason Taylor (2004-06)
- 3 Jake Long (2009-11)

SCORING

MOST POINTS

CAREER

- 1,048 Olindo Mare (1997-06), 313 XPs, 245 FGs
- 830 Garo Yepremian (1970-78), 335 XPs, 165 FGs
- 774 Pete Stoyanovich (1989-95), 246 XPs, 176 FGs
- 540 Uwe von Schamann (1979-84), 237 XPs, 101 FGs
- 535 Dan Carpenter (2008-12), 154 XPs, 127 FGs

SEASON

- 144 Olindo Mare (1999), 27 XPs, 39 FGs
- 128 Caleb Sturgis (2014), 41 XPs, 29 FGs
- 124 Pete Stoyanovich (1992), 34 XPs, 30 FGs
- 121 Pete Stoyanovich (1991), 28 XPs, 31 FGs
- 120 Jason Sanders (2020), 30 XPs, 30 FGs**

GAME

- 24 Paul Warfield (12/15/73 vs. Detroit), 4 TDs
- 24 Mark Ingram (11/27/94 at N.Y. Jets), 4 TDs
- 24 Ronnie Brown (9/21/08 at New England), 4 TDs

MOST POINTS BY A ROOKIE

SEASON

- 116 Fuad Reveiz (1985), 50 XPs, 22 FGs
- 111 Caleb Sturgis (2013), 33 XPs, 26 FGs
- 103 Dan Carpenter (2008), 40 XPs, 21 FGs

MOST CONSECUTIVE GAMES SCORING POINTS

- 121 Garo Yepremian (8th in 1970 through 16th in 1978)

MOST TOUCHDOWNS

CAREER

- 82 Mark Clayton (1983-92), 81 pass, 1 ret.
- 75 Nat Moore (1974-86), 74 pass, 1 run
- 59 Mark Duper (1982-92), 59 pass
- 57 Larry Csonka (1968-74, 1979), 53 run, 4 pass
- 54 Ricky Williams (2002-03, 2005, 2007-10), 48 run, 6 pass

SEASON

- 18 Mark Clayton (1984), 18 pass
- 17 Ricky Williams (2002), 16 run, 1 pass
- 16 Karim Abdul-Jabbar (1997), 15 run, 1 pass
- 16 Lamar Smith (2000), 14 run, 2 pass
- 14 Mark Clayton (1988), 14 pass

GAME

- 4 Paul Warfield (12/15/73 vs. Detroit), 4 pass
- 4 Mark Ingram (11/27/94 at N.Y. Jets), 4 pass
- 4 Ronnie Brown (9/21/08 at New England), 4 run

MOST TOUCHDOWNS BY A ROOKIE

SEASON

- 13 Ron Davenport (1985), 11 run, 2 pass
- 11 Karim Abdul-Jabbar (1996), 11 run
- 8 Andra Franklin (1981), 7 run, 1 pass
- 7 Larry Csonka (1968), 6 run, 1 pass
- 7 Troy Stradford (1987), 6 run, 1 pass
- 7 Chris Chambers (2001), 7 pass

GAME

- 3 Ronald Scott (10/11/87 vs. Kansas City), 3 run
- 3 Troy Stradford (12/7/87 vs. N.Y. Jets), 3 run
- 3 Sammie Smith (12/10/89 vs. New England), 3 run

MOST CONSECUTIVE GAMES SCORING A TOUCHDOWN

- 6 Paul Warfield (4th through 9th in 1971)
- 6 Mark Clayton (13th through 16th in 1988 and 2nd through 3rd in 1989)
- 6 Ricky Williams (16th in 2002 and 1st through 5th in 2003)

MOST FIELD GOALS

CAREER

- 245 Olindo Mare (1997-06), 303 att.
- 176 Pete Stoyanovich (1989-95), 222 att.
- 165 Garo Yepremian (1970-78), 242 att.
- 127 Dan Carpenter (2008-12), 155 att.
- 101 Uwe von Schamann (1979-84), 149 att.

SEASON

- 39 Olindo Mare (1999), 46 att.
- 31 Pete Stoyanovich (1991), 37 att.
- 30 Pete Stoyanovich (1992), 37 att.
- 30 Dan Carpenter (2010), 41 att.
- 30 Jason Sanders (2020), 32 att.**

GAME

- 7 Jason Sanders (12/8/19 at N.Y. Jets), 8 att.**
- 6 Olindo Mare (10/17/99 at New England), 6 att.
- 5 Garo Yepremian (9/26/71 at Buffalo), 6 att.
- 5 Olindo Mare (12/31/06 at Indianapolis), 5 att.
- 5 Dan Carpenter (10/24/10 vs. Pittsburgh), 5 att.
- 5 Dan Carpenter (10/31/10 at Cincinnati), 5 att.
- 5 Jason Sanders (10/4/20 vs. Seattle), 5 att.**
- 5 Jason Sanders (10/11/20 at San Francisco), 5 att.**

MOST FIELD GOALS BY A ROOKIE

SEASON

- 26 Caleb Sturgis (2013), 34 att.
- 22 Fuad Reveiz (1985), 27 att.
- 21 Uwe von Schamann (1979), 29 att.
- 21 Dan Carpenter (2008), 25 att.

GAME

- 4 Dan Carpenter (11/2/08 at Denver), 4 att.
- 4 Jason Sanders (11/11/18 at Green Bay), 4 att.**
- 3 16 times (last – Jason Sanders, 10/25/18 at Houston)



INDIVIDUAL RECORDS

MOST CONSECUTIVE GAMES SCORING A FIELD GOAL

20	Garó Yepremian (10th in 1970 through 1st in 1972)
20	Olindo Mare (7th in 1998 through 10th in 1999)

MOST CONSECUTIVE FIELD GOALS

22	Jason Sanders (16th in 2019 through 9th in 2020)
19	Olindo Mare (3rd through 7th in 1999)
17	Dan Carpenter (2nd through 12th in 2009)
16	Garó Yepremian (8th through 16th in 1978)
16	Olindo Mare (7th through 16th in 2000)

HIGHEST FIELD GOAL PERCENTAGE

CAREER (min: 50 att.)

86.6	Jason Sanders (2018-20), 71 of 82
81.9	Dan Carpenter (2008-12), 127 of 155
80.1	Olindo Mare (1997-06), 245 of 303
79.3	Pete Stoyanovich (1989-95), 176 of 222
77.5	Caleb Sturgis (2013-14), 55 of 71

SEASON (min: 15 att.)

93.8	Jason Sanders (2020), 30 of 32
91.3	Jay Feely (2007), 21 of 23
91.3	Cody Parkey (2017), 21 of 23
90.5	Olindo Mare (2001), 19 of 21
90.3	Olindo Mare (2000), 28 of 31

LONGEST FIELD GOALS

60	Dan Carpenter (12/5/10 vs. Cleveland)
59	Pete Stoyanovich (11/12/89 at N.Y. Jets)
*58	Pete Stoyanovich (1/5/91 vs. Kansas City)
58	Dan Carpenter (1/1/12 vs. N.Y. Jets)
56	Jason Sanders (11/8/20 at Arizona)

LONGEST FIELD GOALS BY A ROOKIE

59	Pete Stoyanovich (11/12/89 at N.Y. Jets)
54	Caleb Sturgis (9/15/13 at Indianapolis)
53	Uwe von Schamann (10/21/79 at New England)
53	Andrew Franks (10/25/15 vs. Houston)
52	Caleb Sturgis (10/27/13 at New England)

MOST POINTS AFTER TOUCHDOWN

CAREER

335	Garó Yepremian (1970-78), 351 att.
313	Olindo Mare (1997-06), 318 att.
246	Pete Stoyanovich (1989-95), 250 att.

SEASON

66	Uwe von Schamann (1984), 70 att.
52	Fuad Reveiz (1986), 55 att.
50	Fuad Reveiz (1985), 52 att.

GAME

7	Garó Yepremian (11/12/72 vs. New England), 7 att.
7	Garó Yepremian (11/24/77 at St. Louis), 8 att.
7	Pete Stoyanovich (9/3/95 vs. N.Y. Jets), 7 att.
7	Olindo Mare (9/8/02 vs. Detroit), 7 att.

MOST POINTS AFTER TOUCHDOWN BY A ROOKIE

SEASON

50	Fuad Reveiz (1985), 52 att.
40	Dan Carpenter (2008), 40 att.
38	Pete Stoyanovich (1989), 39 att.

MOST CONSECUTIVE POINTS AFTER TOUCHDOWN

110	Garó Yepremian (7th in 1972 to 2nd in 1975)
110	Pete Stoyanovich (16th in 1992 to 16th in 1995)

HIGHEST POINT AFTER TOUCHDOWN PCT.

CAREER (min: 150 att.)

99.4	Dan Carpenter (2008-12), 154 of 155
98.43	Olindo Mare (1997-06), 313 of 318
98.40	Pete Stoyanovich (1989-95), 246 of 250
95.3	Fuad Reveiz (1985-88), 161 of 169
95.2	Garó Yepremian (1970-78), 335 of 352

MOST TWO-POINT CONVERSIONS

CAREER

2	Irving Fryar (1993-95), 2 pass
2	Marty Booker (2004-07), 2 pass
2	Jarvis Landry (2014-16), 2 pass

SEASON

2	Irving Fryar (1994), 2 pass
2	Marty Booker (2006), 2 pass

RUSHING

MOST RUSHING YARDS

CAREER

6,737	Larry Csonka (1968-74, 1979), 1,506 att.
6,436	Ricky Williams (2002-03, 2005, 2007-10), 1,509 att.
4,815	Ronnie Brown (2005-10), 1,128 att.
3,877	Mercury Morris (1969-75), 754 att.
3,644	Jim Kiick (1968-74), 997 att.

SEASON

1,853	Ricky Williams (2002), 4.8 per carry
1,372	Ricky Williams (2003), 3.5 per carry
1,272	Jay Ajayi (2016), 4.9 per carry
1,258	Delvin Williams (1978), 4.6 per carry
1,139	Lamar Smith (2000), 3.7 per carry
1,121	Ricky Williams (2009), 4.7 per carry
1,117	Larry Csonka (1972), 5.2 per carry
1,116	Karim Abdul-Jabbar (1996), 3.6 per carry
1,099	Lamar Miller (2014), 5.1 per carry
1,086	Reggie Bush (2011), 5.0 per carry
1,051	Larry Csonka (1971), 5.4 per carry
1,008	Ronnie Brown (2006), 4.2 per carry
1,003	Larry Csonka (1973), 4.6 per carry
1,000	Mercury Morris (1972), 5.3 per carry

GAME

228	Ricky Williams (12/1/02 at Buffalo), 27 att.
216	Ricky Williams (12/9/02 vs. Chicago), 31 att.
214	Jay Ajayi (10/23/16 vs. Buffalo), 28 att.
*209	Lamar Smith (12/30/00 vs. Indianapolis), 40 att.
206	Jay Ajayi (12/24/16 at Buffalo), 32 att.
204	Jay Ajayi (10/16/16 vs. Pittsburgh), 25 att.
203	Reggie Bush (12/18/11 at Buffalo), 25 att.

MOST RUSHING YARDS BY A ROOKIE

SEASON

1,116	Karim Abdul-Jabbar (1996), 3.6 per carry
907	Ronnie Brown (2005), 4.4 per carry
711	Andra Franklin (1981), 3.5 per carry
659	Sammie Smith (1989), 3.3 per carry
621	Jim Kiick (1968), 3.8 per carry



INDIVIDUAL RECORDS

GAME

169	Troy Stradford (11/22/87 at Dallas), 17 att.
152	Karim Abdul-Jabbar (12/22/96 at N.Y. Jets), 30 att.
140	Leroy Harris (12/5/77 vs. Baltimore), 17 att.
132	Ronnie Brown (9/25/05 vs. Carolina), 23 att.
124	Karim Abdul-Jabbar (9/15/96 vs. N.Y. Jets), 23 att.

MOST RUSHING ATTEMPTS

CAREER

1,509	Ricky Williams (2002-03, 2005, 2007-10)
1,506	Larry Csonka (1968-74, 1979)
1,128	Ronnie Brown (2005-10)
997	Jim Kiick (1968-74)
888	Karim Abdul-Jabbar (1996-99)

SEASON

392	Ricky Williams (2003)
383	Ricky Williams (2002)
313	Lamar Smith (2001)
309	Lamar Smith (2000)
307	Karim Abdul-Jabbar (1996)

GAME

42	Ricky Williams (9/21/03 vs. Buffalo), 153 yards
*40	Lamar Smith (12/30/00 vs. Indianapolis), 209 yards
36	Ricky Williams (10/6/02 vs. New England), 105 yards
36	Ricky Williams (11/16/03 vs. Baltimore), 105 yards
34	Ricky Williams (9/14/03 at N.Y. Jets), 125 yards
**33	Larry Csonka (1/13/74 vs. Minnesota), 145 yards
33	Karim Abdul-Jabbar (9/20/98 vs. Pittsburgh), 108 yards

MOST RUSHING ATTEMPTS BY A ROOKIE

SEASON

307	Karim Abdul-Jabbar (1996)
207	Ronnie Brown (2005)
201	Andra Franklin (1981)
200	Sammie Smith (1989)
165	Jim Kiick (1968)
165	Daniel Thomas (2011)

GAME

31	J.J. Johnson (11/21/99 vs. New England), 106 yards
30	Troy Stradford (12/7/87 vs. N.Y. Jets), 120 yards
30	Karim Abdul-Jabbar (12/22/96 at N.Y. Jets), 152 yards
29	Karim Abdul-Jabbar (11/3/96 at New England), 104 yards
27	Karim Abdul-Jabbar (12/16/96 vs. Buffalo), 76 yards

MOST RUSHING TOUCHDOWNS

CAREER

53	Larry Csonka (1968-74, 1979)
48	Ricky Williams (2002-03, 2005, 2007-10)
36	Ronnie Brown (2005-10)
33	Karim Abdul-Jabbar (1996-99)
29	Mercury Morris (1969-75)

SEASON

16	Ricky Williams (2002)
15	Karim Abdul-Jabbar (1997)
14	Lamar Smith (2000)
12	Mercury Morris (1972)
12	Don Nottingham (1975)
12	Larry Csonka (1979)

GAME

4	Ronnie Brown (9/21/08 at New England), 215,5,62
3	Jim Kiick (12/20/70 vs. Buffalo), 4,2,2
3	Mercury Morris (11/12/72 vs. New England), 4,4,6
3	Mercury Morris (9/30/73 vs. New England), 24,70,35
*3	Larry Csonka (12/30/73 vs. Oakland), 11,2,2
3	Don Nottingham (11/3/74 vs. Atlanta), 1,2,1
3	Don Nottingham (10/5/75 at Green Bay), 11,1,11
3	Don Nottingham (10/26/75 at Buffalo), 1,1,1
3	Larry Csonka (9/23/79 vs. Chicago), 12,9,1
3	Larry Csonka (11/29/79 vs. New England), 1,1,1
3	Ronald Scott (10/11/87 vs. Kansas City), 2,4,3
3	Troy Stradford (12/7/87 vs. N.Y. Jets), 1,1,1
3	Sammie Smith (12/10/89 vs. New England), 1,7,2
3	Bernie Parmalee (12/25/94 vs. Detroit), 1,1,6
3	Karim Abdul-Jabbar (10/19/97 at Baltimore), 5,5,6
3	Karim Abdul-Jabbar (11/23/97 at New England), 1,1,1
3	Ricky Williams (10/25/09 vs. New Orleans), 4,68,4

MOST RUSHING TOUCHDOWNS BY A ROOKIE

SEASON

11	Ron Davenport (1985)
11	Karim Abdul-Jabbar (1996)
7	Andra Franklin (1981)
6	Larry Csonka (1968)
6	Troy Stradford (1987)
6	Sammie Smith (1989)

GAME

3	Ronald Scott (10/11/87 vs. Kansas City)
3	Troy Stradford (12/7/87 vs. N.Y. Jets)
3	Sammie Smith (12/10/89 vs. New England)

MOST CONSECUTIVE GAMES WITH A RUSHING TD

5	Mercury Morris (6th through 10th in 1972)
5	Don Nottingham (2nd through 6th in 1975)
5	Pete Johnson (8th through 12th in 1984)
5	Karim Abdul-Jabbar (10th through 14th in 1997)

HIGHEST RUSHING AVERAGE

CAREER (min: 300 att.)

5.1	Mercury Morris (1969-75), 754 att.
4.8	Tony Nathan (1979-87), 732 att.
4.7	Reggie Bush (2011-12), 443 att.
4.60	Kenyan Drake (2016-19), 333 att.
4.59	Lamar Miller (2012-15), 638 att.

SEASON (min: 100 att.)

6.4	Mercury Morris (1973), 149/954 yards
5.4	Larry Csonka (1971), 195/1,051 yards
5.3	Mercury Morris (1972), 190/1,000 yards
5.3	Tony Nathan (1981), 147/782 yards
5.2	Larry Csonka (1972), 213/1,117 yards

GAME (min: 10 att.)

13.1	Mercury Morris (9/30/73 vs. New England) 15/197
12.6	Abner Haynes (9/17/67 vs. Denver), 12/151
12.6	Delvin Williams (11/9/80 at Los Angeles), 12/151

MOST 100-YARD RUSHING GAMES

CAREER

24	Ricky Williams (2002-03, 2005, 2007-10)
15	Larry Csonka (1968-74, 1979)



INDIVIDUAL RECORDS

15	Ronnie Brown (2005-10)
10	Mercury Morris (1969-75)
9	Karim Abdul-Jabbar (1996-99)

SEASON

10	Ricky Williams (2002)
7	Ricky Williams (2003)
5	Delvin Williams (1978)
5	Reggie Bush (2011)
4	Larry Csonka (1972)
4	Karim Abdul-Jabbar (1996)
4	Lamar Smith (2000)
4	Ronnie Brown (2006)
4	Ronnie Brown (2007)
4	Ricky Williams (2009)
4	Jay Ajayi (2016)

MOST 100-YARD RUSHING GAMES BY A ROOKIE

4	Karim Abdul-Jabbar (1996)
3	Benny Malone (1974)
3	Troy Stradford (1987)
2	Jim Kiick (1968)
2	Leroy Harris (1977)
2	Ronnie Brown (2005)

MOST CONSECUTIVE 100-YARD RUSHING GAMES

5	Ricky Williams (10th through 14th in 2002)
4	Ronnie Brown (3rd through 6th in 2007)
4	Reggie Bush (12th through 15th in 2011)
3	Ricky Williams (1st through 3rd in 2002)
3	Ricky Williams (10th through 12th in 2003)
3	Ricky Williams (9th through 11th in 2009)
3	Jay Ajayi (6th through 8th in 2016)
2	Larry Csonka (11th through 12th in 1970)
2	Benny Malone (7th through 8th in 1974)
2	Don Nottingham (2nd through 3rd in 1975)
2	Mercury Morris (5th through 6th in 1975)
2	Benny Malone (7th through 8th in 1976)
2	Benny Malone (4th through 5th in 1977)
2	Andra Franklin (5th through 6th in 1982)
2	Mark Higgs (1st through 2nd in 1991)
2	Bernie Parmalee (7th through 8th in 1994)
2	Ricky Williams (2nd through 3rd in 2003)
2	Ricky Williams (14th through 15th in 2003)
2	Ricky Williams (15th through 16th in 2005)
2	Ronnie Brown (15th through 16th in 2006)
2	Ronnie Brown (3rd through 4th in 2008)
2	Lamar Miller (5th through 6th in 2015)
2	Kenyan Drake (12th through 13th in 2017)

LONGEST RUNS FROM SCRIMMAGE

97t	Lamar Miller (12/28/14 vs. N.Y. Jets)
85t	Lamar Miller (10/25/15 vs. Houston)
77t	Leroy Harris (12/5/77 vs. Baltimore)
77t	Keith Byars (11/25/93 at Dallas)
76t	Reggie Bush (12/18/11 at Buffalo)
75t	Kalen Ballage (12/16/18 at Minnesota)
71t	Jerris McPhail (10/27/97 vs. Chicago)
70t	Mercury Morris (9/30/73 vs. New England)
70	Mercury Morris (10/15/73 at Cleveland)
69	Damien Williams (11/19/17 vs. Tampa Bay)
68t	Lamar Smith (10/23/00 at N.Y. Jets)
68t	James McKnight (10/5/03 at N.Y. Giants)
68t	Ricky Williams (10/25/09 vs. New Orleans)
66t	Benny Malone (10/9/77 at Baltimore)

66t	Kenyan Drake (11/13/17 at Carolina)
65t	Abner Haynes (9/17/67 vs. Denver)
65t	Gary Davis (9/17/78 vs. Buffalo)
65t	Ronnie Brown (10/21/05 vs. Kansas City)
65	Delvin Williams (11/9/80 at Los Angeles)
65t	Reggie Bush (9/16/12 vs. Oakland)
64	Ron Davenport (12/18/88 at Pittsburgh)
63	Norm Bulaich (9/10/78 at Baltimore)
63t	Ricky Williams (12/9/02 vs. Chicago)
62t	Ronnie Brown (9/21/08 at New England)
62t	Jay Ajayi (10/16/16 vs. Pittsburgh)
61	Chris Chambers (9/11/05 vs. Denver)
60t	Gary Davis (12/17/77 vs. Buffalo)
60	Ronnie Brown (9/30/07 vs. Oakland)

PASSING

MOST PASSING YARDS

CAREER

61,361	Dan Marino (1983-99)
25,092	Bob Griese (1967-80)
20,434	Ryan Tannehill (2012-18)
11,040	Jay Fiedler (2000-04)
7,114	Chad Henne (2008-11)

SEASON

5,084	Dan Marino (1984)
4,746	Dan Marino (1986)
4,453	Dan Marino (1994)
4,434	Dan Marino (1988)
4,208	Ryan Tannehill (2015)

GAME

521	Dan Marino (10/23/88 vs. N.Y. Jets), 35 of 60
473	Dan Marino (9/4/94 vs. New England), 23 of 42
470	Dan Marino (12/2/84 vs. LA Raiders), 35 of 57
450	Dan Marino (10/1/95 at Cincinnati), 33 of 48
448	Dan Marino (9/21/86 at N.Y. Jets), 30 of 50

MOST PASSING YARDS BY A ROOKIE

SEASON

3,294	Ryan Tannehill (2012)
2,210	Dan Marino (1983)
2,005	Bob Griese (1967)

GAME

431	Ryan Tannehill (9/30/12 at Arizona), 26 of 41
322	Dan Marino (10/9/83 vs. Buffalo), 19 of 29
307	John Stofa (12/18/66 vs. Houston), 22 of 38

MOST PASS ATTEMPTS

CAREER

8,358	Dan Marino (1983-99)
3,429	Bob Griese (1967-80)
2,911	Ryan Tannehill (2012-18)
1,603	Jay Fiedler (2000-04)
1,065	Chad Henne (2008-11)

SEASON

623	Dan Marino (1986), 378 completions
615	Dan Marino (1994), 385 completions
606	Dan Marino (1988), 354 completions
590	Ryan Tannehill (2014), 392 completions
588	Ryan Tannehill (2013), 355 completions



INDIVIDUAL RECORDS

GAME

*64	Dan Marino (12/30/95 at Buffalo), 33 completions
62	Joey Harrington (10/22/06 vs. Green Bay), 33 completions
60	Dan Marino (10/23/88 vs. N.Y. Jets), 35 completions
60	Dan Marino (11/23/97 at New England), 38 completions
58	Ryan Tannehill (11/29/15 at N.Y. Jets), 33 completions

MOST PASS ATTEMPTS BY A ROOKIE

SEASON

484	Ryan Tannehill (2012), 282 completions
331	Bob Griese (1967), 166 completions
327	David Woodley (1980), 176 completions

GAME

48	Tua Tagovailoa (12/13/20 vs. Buffalo), 28 completions
42	David Woodley (10/27/80 at N.Y. Jets), 22 completions
41	Bob Griese (12/23/67 vs. Houston), 16 completions
41	David Woodley (12/20/80 vs. N.Y. Jets), 20 completions
41	Ryan Tannehill (9/30/12 at Arizona), 26 completions

MOST PASS COMPLETIONS

CAREER

4,967	Dan Marino (1983-99)
1,926	Bob Griese (1967-80)
1,829	Ryan Tannehill (2012-18)
936	Jay Fiedler (2000-04)
646	Chad Henne (2008-11)

SEASON

392	Ryan Tannehill (2014), 590 att.
385	Dan Marino (1994), 615 att.
378	Dan Marino (1986), 623 att.
363	Ryan Tannehill (2015), 586 att.
362	Dan Marino (1984), 564 att.

GAME

39	Dan Marino (11/16/86 at Buffalo), 54 att.
38	Dan Marino (11/23/97 at New England), 60 att.
35	Dan Marino (12/2/84 vs. L.A. Raiders), 57 att.
35	Dan Marino (10/23/88 vs. N.Y. Jets), 60 att.
35	Dan Marino (12/3/95 vs. Atlanta), 50 att.
35	Chad Henne (12/27/09 vs. Houston), 55 att.
35	Ryan Tannehill (12/21/14 vs. Minnesota), 47 att.

MOST PASS COMPLETIONS BY A ROOKIE

SEASON

282	Ryan Tannehill (2012), 484 att.
176	David Woodley (1980), 327 att.
173	Dan Marino (1983), 296 att.

GAME

28	Tua Tagovailoa (12/13/20 vs. Buffalo), 48 att.
26	Ryan Tannehill (9/30/12 at Arizona), 41 att.
26	Tua Tagovailoa (12/6/20 vs. Cincinnati), 39 att.

MOST CONSECUTIVE PASS COMPLETIONS

25	Ryan Tannehill (10/18/15 at Tennessee through 10/25/15 vs. Houston)
21	Ryan Fitzpatrick (9/20/20 vs. Buffalo through 9/24/20 at Jacksonville)
19	Jay Cutler (10/22/17 vs. N.Y. Jets through 11/5/17 vs. Oakland)
17	Chad Pennington (12/7/08 at Buffalo through 12/14/08 vs. San Francisco)
17	Chad Henne (12/13/09 at Jacksonville)

MOST TOUCHDOWN PASSES

CAREER

420	Dan Marino (1983-99)
192	Bob Griese (1967-80)
123	Ryan Tannehill (2012-18)
66	Jay Fiedler (2000-04)
39	Don Strock (1974-87)

SEASON

48	Dan Marino (1984) of 362 completions
44	Dan Marino (1986) of 378 completions
30	Dan Marino (1985) of 336 completions
30	Dan Marino (1994) of 385 completions
28	Dan Marino (1988) of 354 completions

GAME

6	Bob Griese (11/24/77 at St. Louis)
6	Dan Marino (9/21/86 at N.Y. Jets)
5	Dan Marino (9/2/84 at Washington)
5	Dan Marino (12/8/85 at Green Bay)
5	Dan Marino (12/14/86 at L.A. Rams)
5	Dan Marino (11/27/88 at N.Y. Jets)
5	Dan Marino (9/4/94 vs. New England)
4	23 times (last – Ryan Fitzpatrick, 12/22/19 vs. Cincinnati)

MOST TOUCHDOWN PASSES BY A ROOKIE

SEASON

20	Dan Marino (1983) of 173 completions
15	Bob Griese (1967) of 166 completions
14	David Woodley (1980) of 176 completions

GAME

4	John Stofa (12/18/66 vs. Houston)
3	Bob Griese (12/17/67 vs. New England)
3	David Woodley (11/9/80 at L.A. Rams)
3	David Woodley (12/14/80 at Baltimore)
3	Dan Marino (10/9/83 vs. Buffalo)
3	Dan Marino (10/16/83 at N.Y. Jets)
3	Dan Marino (11/28/83 vs. Cincinnati)

MOST CONSECUTIVE GAMES WITH A TD PASS

30	Dan Marino (10th in 1985 through 2nd in 1987 and 6th through 10th in 1987)
----	--

MOST PASSES HAD INTERCEPTED

CAREER

252	Dan Marino (1983-99)
172	Bob Griese (1967-80)
75	Ryan Tannehill (2012-18)
63	Jay Fiedler (2000-04)
42	David Woodley (1980-83)



INDIVIDUAL RECORDS

SEASON

23	Dan Marino (1986), 623 att.
23	Dan Marino (1988), 606 att.
22	Dan Marino (1989), 550 att.
21	Dan Marino (1985), 567 att.
19	Jay Fiedler (2001), 450 att.
19	Chad Henne (2010), 490 att.

GAME

5	Bob Griese (12/23/67 vs. Houston), 41 att.
5	Rick Norton (11/23/69 vs. Houston), 26 att.
5	David Woodley (10/25/81 at Dallas), 37 att.
5	Kyle Mackey (10/18/87 at N.Y. Jets), 55 att.
5	Dan Marino (10/23/88 vs. N.Y. Jets), 60 att.
5	Dan Marino (11/25/99 at Dallas), 36 att.
5	A.J. Feeley (12/5/04 vs. Buffalo), 51 att.

MOST PASSES HAD INTERCEPTED AS A ROOKIE

SEASON

18	Bob Griese (1967), 331 att.
17	David Woodley (1980), 327 att.
13	Ryan Tannehill (2012), 484 att.

GAME

5	Bob Griese (12/23/67 vs. Houston), 41 att.
3	Rick Norton (9/18/66 at Buffalo), 10 att.
3	Bob Griese (11/26/67 vs. Buffalo), 33 att.
3	David Woodley (9/28/80 vs. New Orleans), 15 att.
3	John Beck (12/2/07 vs. N.Y. Jets), 39 att.
3	Ryan Tannehill (9/9/12 at Houston), 36 att.
3	Ryan Tannehill (11/11/12 vs. Tennessee), 39 att.

MOST CONSECUTIVE GAMES STARTED WITH NO PASSES INTERCEPTED

5	Jay Fiedler (8th through 11th, 13th in 2000 - missed 12th in 2000)
5	Tua Tagovailoa (7th through 10th, 12th in 2020 - missed 11th in 2020)
4	Bob Griese (5th through 8th in 1971)
4	Dan Marino (4th through 7th in 1997)
4	Ray Lucas (9th through 12th in 2002)
4	Ryan Tannehill (5th through 8th in 2012)
4	Ryan Tannehill (12th through 15th in 2012)
4	Ryan Tannehill (6th through 9th in 2016)

MOST CONSECUTIVE PASSES WITH NONE INTERCEPTED

160	Ryan Tannehill (15th in 2014 through 3rd in 2015)
156	Dan Marino (3rd through 8th in 1997)
152	Tua Tagovailoa (5th through 13th in 2020)
140	Bob Griese (11th through 16th in 2012)
133	Cleo Lemon (13th through 16th in 2007)

LOWEST INTERCEPTION RATE

CAREER (min: 250 att.)

1.63	Chad Pennington (2008-10), 9 of 552 att.
1.86	Cleo Lemon (2005-07), 7 of 377 att.
2.58	Ryan Tannehill (2012-18), 75 of 2,911 att.
2.63	Gus Frerotte (2005), 13 of 494 att.
2.78	Damon Huard (1997-00), 8 of 288 att.
2.78	Ryan Fitzpatrick (2019-20), 21 of 756 att.

SEASON (min: 150 att.)

0.54	Tua Tagovailoa (2020), 1 of 184 att.
1.47	Chad Pennington (2008), 7 of 476 att.
1.85	Damon Huard (1999), 4 of 216 att.
1.94	Cleo Lemon (2007), 6 of 309 att.
2.00	Dan Marino (1993), 3 of 150 att.

HIGHEST COMPLETION PERCENTAGE

CAREER (min: 150 comp.)

67.6	Chad Pennington (2008-10), 373 of 552 att.
64.2	Ryan Fitzpatrick (2019-20), 485 of 756 att.
62.8	Ryan Tannehill (2012-18), 1,829 of 2,911 att.
62.0	Jay Cutler (2017), 266 of 429 att.
60.7	Matt Moore (2011-17), 359 of 591 att.

SEASON (min: 75 comp.)

68.5	Ryan Fitzpatrick (2020), 174 of 254 att.
67.4	Chad Pennington (2008), 321 of 476 att.
67.1	Ryan Tannehill (2016), 261 of 389 att.
66.4	Ryan Tannehill (2014), 392 of 590 att.
64.2	Ryan Tannehill (2018), 176 of 274 att.

GAME (min: 12 comp.)

94.7	Ryan Tannehill (10/25/15 vs. Houston), 18 of 19 att.
92.3	Bob Griese (12/18/78 vs. New England), 12 of 13 att.
90.0	Ryan Fitzpatrick (9/24/20 at Jacksonville), 18 of 20
85.0	Chad Pennington (9/21/08 at New England), 17 of 20 att.
*84.2	David Woodley (1/8/83 vs. New England), 16 of 19 att.

HIGHEST COMPLETION PERCENTAGE BY A ROOKIE

SEASON (min: 75 comp.)

62.0	Tua Tagovailoa (2020), 114 of 184 att.
58.4	Dan Marino (1983), 173 of 296 att.
58.3	Ryan Tannehill (2012), 282 of 484 att.
53.8	David Woodley (1980), 176 of 327 att.

GAME (min: 12 comp.)

81.0	Bob Griese (10/22/67 vs. N.Y. Jets), 17 of 21 att.
78.6	Ryan Tannehill (12/6/12 vs. Jacksonville), 22 of 28 att.
72.4	Ryan Tannehill (10/14/12 vs. St. Louis), 21 of 29 att.

HIGHEST PASSER RATING

CAREER (min: 250 att.)

94.5	Chad Pennington (2008-10)
88.1	Ryan Fitzpatrick (2019-20)
87.0	Ryan Tannehill (2012-18)
86.4	Dan Marino (1983-99)
86.0	Matt Moore (2011-17)

SEASON (min: 150 att.)

108.9	Dan Marino (1984)
97.4	Chad Pennington (2008)
96.0	Dan Marino (1983)
95.9	Dan Marino (1993)
95.2	Tua Tagovailoa (2020)

HIGHEST PASSER RATING BY A ROOKIE

SEASON (min: 150 att.)

96.0	Dan Marino (1983)
95.2	Tua Tagovailoa (2020)
76.1	Ryan Tannehill (2012)



INDIVIDUAL RECORDS

HIGHEST PASS YARDS PER ATTEMPT

CAREER (min: 250 att.)

8.22	Earl Morrall (1972-76), 284/2,335 yards
7.40	Chad Pennington (2008-10), 552/4,085 yards
7.34	Dan Marino (1983-99), 8,358/61,361 yards
7.32	Bob Griese (1967-80), 3,429/25,092 yards
7.27	Matt Moore (2011-17), 591/4,298 yards

SEASON (min: 150 att.)

9.07	Earl Morrall (1972), 150/1,360
9.01	Dan Marino (1984), 564/5,084
8.86	Bob Griese (1975), 191/1,693
8.24	Bob Griese (1970), 245/2,019
8.12	Dan Marino (1993), 150/1,218

GAME (min: 20 att.)

*13.16	Dan Marino (1/6/85 vs. Pittsburgh), 32/421
12.57	Ryan Tannehill (9/23/18 vs. Oakland), 23/289
12.52	Earl Morrall (12/15/74 vs. New England), 23/288
11.95	Jay Fiedler (11/27/03 at Dallas), 20/239
11.92	Dan Marino (9/30/84 at St. Louis), 36/429

MOST 300-YARD PASSING GAMES

CAREER

63	Dan Marino (1983-99)
16	Ryan Tannehill (2012-18)
7	Chad Henne (2008-11)
7	Ryan Fitzpatrick (2019-20)
3	Bob Griese (1967-80)
3	Jay Fiedler (2000-04)
2	David Woodley (1980-83)
2	Steve DeBerg (1993)
2	Chad Pennington (2008-10)
1	John Stofa (1966-67, 1969-70)
1	Don Strock (1974-87)
1	Scott Mitchell (1990-93)
1	Bernie Kosar (1994-96)
1	A.J. Feeley (2004)
1	Gus Feroette (2005)
1	Joey Harrington (2006)
1	Trent Green (2007)
1	Cleo Lemon (2007)
1	Jay Cutler (2017)
1	Brock Osweiler (2018)
1	Tua Tagovailoa (2020)

SEASON

9	Dan Marino (1984)
6	Dan Marino (1985)
6	Dan Marino (1986)
6	Dan Marino (1988)
6	Ryan Tannehill (2015)

MOST CONSECUTIVE 300-YARD PASSING GAMES

3	Dan Marino (14th through 16th in 1984)
3	Dan Marino (13th through 15th in 1988)
3	Dan Marino (11th through 13th in 1994)
3	Dan Marino (14th through 16th in 1998)

LONGEST PASS PLAYS

86t	Bob Griese to Paul Warfield (11/14/71 vs. Pittsburgh)
85t	Dan Marino to Mark Duper (11/20/83 vs. Baltimore)
85t	Dan Marino to Mark Duper (11/2/86 vs. Houston)
80t	George Wilson, Jr. to Bo Roberson (10/23/66 at Houston)
80t	Dan Marino to Mark Duper (9/23/84 vs. Indianapolis)
80t	Dan Marino to Ferrell Edmunds (11/27/88 at N.Y. Jets)

80t	Dan Marino to Tony Martin (10/4/93 vs. Washington)
80t	Brian Griese to James McKnight (11/23/03 vs. Washington)
80t	Chad Pennington to Patrick Cobbs (10/12/08 at Houston)
80t	Ryan Tannehill to Brian Hartline (9/30/12 at Arizona)
79t	Bob Griese to Nat Moore (11/2/75 at Chicago)
78t	Dan Marino to Mark Clayton (11/12/89 at N.Y. Jets)
77t	Scott Mitchell to Mark Ingram (10/31/93 vs. Kansas City)
77t	Ray Lucas to James McKnight (11/24/02 vs. San Diego)
77t	Sage Rosenfels to Chris Chambers (10/21/05 vs. Kansas City)
77t	Sage Rosenfels to Chris Chambers (1/2/05 at Baltimore)
**76t	David Woodley to Jimmy Cefalo (1/30/83 vs. Washington)
*75t	Bob Griese to Paul Warfield (1/2/72 vs. Baltimore)
75t	Ryan Tannehill to Kenny Stills (9/9/18 vs. Tennessee)
75t	Brock Osweiler to Albert Wilson (10/14/18 vs. Chicago)

RECEIVING

MOST RECEPTIONS

CAREER

550	Mark Clayton (1983-92)
511	Mark Duper (1982-92)
510	Nat Moore (1974-86)
415	O.J. McDuffie (1993-00)
405	Chris Chambers (2001-07)

SEASON

112	Jarvis Landry (2017), 987 yards
110	Jarvis Landry (2015), 1,157 yards
94	Jarvis Landry (2016), 1,136 yards
90	O.J. McDuffie (1998), 1,050 yards
86	Mark Clayton (1988), 1,129 yards
86	Brandon Marshall (2010), 1,014 yards

GAME

15	Chris Chambers (12/4/05 vs. Buffalo), 238 yards
13	Jarvis Landry (11/29/15 at N.Y. Jets), 165 yards
13	Jarvis Landry (9/17/17 at L.A. Chargers), 78 yards
12	Jim Jensen (11/6/88 at New England), 110 yards
12	Brian Hartline (9/30/12 at Arizona), 253 yards
*11	O.J. McDuffie (12/30/95 at Buffalo), 154 yards
11	O.J. McDuffie (12/13/98 vs. N.Y. Jets), 105 yards
11	Greg Camarillo (11/2/08 at Denver), 111 yards
11	Ted Ginn, Jr. (9/21/09 vs. Indianapolis), 108 yards
11	Brandon Marshall (12/19/10 vs. Buffalo), 106 yards
11	Rishard Matthews (11/11/13 at Tampa Bay), 120 yards
11	Jarvis Landry (12/14/15 vs. N.Y. Giants), 99 yards
11	Jarvis Landry (12/4/16 at Baltimore), 87 yards
*11	Jarvis Landry (1/8/17 at Pittsburgh), 102 yards
10	Duriel Harris (10/28/79 vs. Green Bay), 180 yards
**10	Tony Nathan (1/20/85 vs. San Francisco), 83 yards
10	Tony Nathan (9/29/85 at Denver), 120 yards
10	Tony Nathan (12/8/85 at Green Bay), 86 yards
*10	Tony Nathan (1/4/86 vs. Cleveland), 101 yards
10	Tony Nathan (9/28/86 vs. San Francisco), 101 yards
10	Ron Davenport (12/7/87 vs. N.Y. Jets), 72 yards
10	Mark Clayton (10/23/88 vs. N.Y. Jets), 153 yards
10	Keith Byars (9/25/94 at Minnesota), 79 yards
10	Tony Martin (10/10/99 at Indianapolis), 166 yards
10	Rob Konrad (1/2/00 at Washington), 68 yards
10	Davone Bess (12/6/09 vs. New England), 117 yards
10	Brandon Marshall (9/26/10 vs. N.Y. Jets), 166 yards
10	Brandon Marshall (10/17/10 at Green Bay), 127 yards
10	Brandon Marshall (12/26/10 vs. Detroit), 102 yards
10	Jarvis Landry (11/18/15 at Buffalo), 67 yards



INDIVIDUAL RECORDS

10	Jarvis Landry (9/18/16 at New England), 135 yards
10	Jarvis Landry (12/17/17 at Buffalo), 99 yards
10	DeVante Parker (10/4/20 vs. Seattle), 110 yards

MOST RECEPTIONS BY A ROOKIE

SEASON

84	Jarvis Landry (2014), 758 yards
75	Terry Kirby (1993), 874 yards
67	Jack Clancy (1967), 868 yards
54	Davone Bess (2008), 554 yards

GAME

10	Rob Konrad (1/2/00 at Washington), 68 yards
9	Terry Kirby (12/19/93 vs. Buffalo), 148 yards
9	Davone Bess (12/7/08 vs. Buffalo at Toronto), 74 yards

MOST CONSECUTIVE GAMES WITH A RECEPTION

92	Mark Clayton (6th in 1986 through 16th in 1992 - missed 13th in 1986, 1st in 1989, 1st in 1990, 10th through 14th in 1990 and 1st through 3rd in 1992)
74	O.J. McDuffie (3rd in 1995 through 15th in 1999, missed 11th through 13th and 16th in 1999)
63	Jarvis Landry (2nd in 2014 through 16th in 2017)
61	Davone Bess (1st in 2008 through 13th in 2011)
60	Chris Chambers (1st in 2003 through 13th in 2006 - missed 4th in 2004)

MOST RECEIVING YARDS

CAREER

8,869	Mark Duper (1982-92), 17.4 per catch
8,643	Mark Clayton (1983-92), 15.7 per catch
7,546	Nat Moore (1974-86), 14.8 per catch
5,688	Chris Chambers (2001-07), 14.0 per catch
5,074	O.J. McDuffie (1993-00), 12.2 per catch

SEASON

1,389	Mark Clayton (1984), 73 receptions
1,313	Mark Duper (1986), 67 receptions
1,306	Mark Duper (1984), 71 receptions
1,270	Irving Fryar (1994), 73 receptions
1,214	Brandon Marshall (2011), 81 receptions
1,202	DeVante Parker (2019), 72 receptions
1,157	Jarvis Landry (2015), 110 receptions
1,150	Mark Clayton (1986), 60 receptions
1,136	Jarvis Landry (2016), 94 receptions
1,129	Mark Clayton (1988), 86 receptions
1,118	Chris Chambers (2005), 82 receptions
1,085	Mark Duper (1991), 70 receptions
1,083	Brian Hartline (2012), 74 receptions
1,053	Mark Clayton (1991), 70 receptions
1,050	O.J. McDuffie (1998), 90 receptions
1,037	Tony Martin (1999), 67 receptions
1,016	Brian Hartline (2013), 76 receptions
1,014	Brandon Marshall (2010), 86 receptions
1,011	Mark Clayton (1989), 64 receptions
1,010	Irving Fryar (1993), 64 receptions
1,003	Mark Duper (1983), 51 receptions

GAME

253	Brian Hartline (9/30/12 at Arizona), 12 receptions
238	Chris Chambers (12/4/05 vs. Buffalo), 15 receptions
217	Mark Duper (11/10/85 vs. N.Y. Jets), 8 receptions
211	Irving Fryar (9/4/94 vs. New England), 5 receptions
210	Nat Moore (10/4/81 vs. N.Y. Jets), 7 receptions

202	Mark Duper (10/9/83 vs. Buffalo), 7 receptions
-----	--

MOST RECEIVING YARDS BY A ROOKIE

SEASON

883	Chris Chambers (2001), 48 receptions
874	Terry Kirby (1993), 75 receptions
868	Jack Clancy (1967), 67 receptions

GAME

148	Terry Kirby (12/19/93 vs. Buffalo), 9 receptions
126	Jack Clancy (12/3/67 at Houston), 7 receptions
124	Chris Chambers (12/22/01 at New England), 7 receptions

MOST RECEIVING TOUCHDOWNS

CAREER

81	Mark Clayton (1983-92), 550 receptions
74	Nat Moore (1974-86), 510 receptions
59	Mark Duper (1982-92), 511 receptions
43	Chris Chambers (2001-07), 405 receptions
33	Paul Warfield (1970-74), 156 receptions

SEASON

18	Mark Clayton (1984), 73 receptions
14	Mark Clayton (1988), 86 receptions
12	Nat Moore (1977), 52 receptions
12	Mark Clayton (1991), 70 receptions
11	Karl Noonan (1968), 58 receptions
11	Paul Warfield (1971), 43 receptions
11	Paul Warfield (1973), 29 receptions
11	Mark Duper (1986), 67 receptions
11	Chris Chambers (2003), 64 receptions
11	Chris Chambers (2005), 82 receptions

GAME

4	Paul Warfield (12/15/73 vs. Detroit), 21,7,16,4
4	Mark Ingram (11/27/94 at N.Y. Jets), 10,17,28,8
3	Paul Warfield (11/14/71 vs. Pittsburgh), 12,86,60
3	Nat Moore (11/24/77 at St. Louis), 4,9,28
3	Mark Clayton (12/17/84 vs. Dallas), 41,39,63
3	Mark Duper (12/14/86 at L.A. Rams), 69,5,20
3	Mark Duper (12/20/87 vs. Washington), 26,59,6
3	Irving Fryar (9/4/94 vs. New England), 54,50,35
3	O.J. McDuffie (11/29/98 vs. New Orleans), 22,7,9
3	Lamar Thomas (12/21/98 vs. Denver), 9,56,17
3	Chris Chambers (11/27/03 at Dallas), 39,6,35

MOST RECEIVING TOUCHDOWNS BY A ROOKIE

SEASON

7	Chris Chambers (2001), 48 receptions
5	Andre Brown (1989), 24 receptions
5	Jarvis Landry (2014), 84 receptions
4	Randy McMichael (2002), 39 receptions
3	Jack Harper (1967), 11 receptions
3	Jimmy Cefalo (1978), 6 receptions
3	Ferrell Edmunds (1988), 33 receptions
3	Terry Kirby (1993), 75 receptions
3	Brian Hartline (2009), 31 receptions
3	Charles Clay (2011), 16 receptions
3	Preston Williams (2019), 32 receptions

MOST CONSECUTIVE GAMES WITH A RECEIVING TD

6	Paul Warfield (4th through 9th in 1971)
6	Mark Clayton (13th through 16th in 1988 and 2nd through 3rd in 1989)



INDIVIDUAL RECORDS

HIGHEST RECEIVING AVERAGE

CAREER (min: 100 rec.)

21.5	Paul Warfield (1970-74), 156 receptions
17.4	Mark Duper (1982-92), 511 receptions
16.9	Duriel Harris (1976-83, 1985), 269 receptions
16.0	Irving Fryar (1993-95), 199 receptions
15.7	Mark Clayton (1983-92), 550 receptions

SEASON (min: 24 rec.)

25.1	Paul Warfield (1970), 28/703 yards
23.2	Paul Warfield (1971), 43/996 yards
21.8	Jimmy Cefalo (1981), 29/631 yards
20.9	Paul Warfield (1972), 29/606 yards
20.0	Bo Roberson (1966), 26/519 yards

GAME (min: 3 rec.)

52.7	Paul Warfield (11/14/71 vs. Pittsburgh), 3/158
46.0	Patrick Cobbs (10/12/08 at Houston), 3/138
42.7	Chris Chambers (10/24/04 vs. St. Louis), 3/128
42.2	Irving Fryar (9/4/94 vs. New England), 5/211
41.3	Nat Moore (10/10/76 at Baltimore), 3/124

HIGHEST RECEIVING AVERAGE BY A ROOKIE

SEASON (min: 24 rec.)

19.0	DeVante Parker (2015), 26/494 yards
18.4	Chris Chambers (2001), 48/883 yards
17.4	Ferrell Edmunds (1988), 33/575 yards

GAME (min: 3 rec.)

37.7	Chris Chambers (11/11/01 at Indianapolis), 3/113
31.3	Brian Hartline (10/25/09 vs. New Orleans), 3/94
30.3	Mel Baker (12/15/74 vs. New England), 4/121

MOST 100-YARD RECEIVING GAMES

CAREER

28	Mark Duper (1982-92)
22	Mark Clayton (1983-92)
17	Chris Chambers (2001-07)
12	Nat Moore (1974-86)
10	Paul Warfield (1970-74)
10	Duriel Harris (1976-83, 1985)
10	Irving Fryar (1993-95)
10	DeVante Parker (2015-20)

SEASON

8	Mark Duper (1986)
6	Mark Clayton (1984)
6	Irving Fryar (1994)
5	Mark Clayton (1989)
5	Tony Martin (1999)
5	Brandon Marshall (2011)
4	Paul Warfield (1971)
4	Duriel Harris (1979)
4	Mark Duper (1984)
4	Chris Chambers (2004)
4	Brandon Marshall (2010)
4	Mike Wallace (2013)
4	Jarvis Landry (2016)
4	DeVante Parker (2019)

MOST 100-YARD RECEIVING GAMES BY A ROOKIE

3	Jack Clancy (1967)
3	Chris Chambers (2001)
2	Terry Kirby (1993)

1	Mel Baker (1974)
1	Duriel Harris (1976)
1	Ferrell Edmunds (1988)
1	Andre Brown (1989)
1	DeVante Parker (2015)

MOST CONSECUTIVE 100-YARD RECEIVING GAMES

4	Irving Fryar (10th through 13th in 1994)
3	Mark Clayton (14th through 16th in 1984)
3	Mark Duper (3rd through 5th in 1986)
3	Chris Chambers (11th through 13th in 2005)

TOTAL YARDS FROM SCRIMMAGE

(rushing/receiving)

CAREER

8,859	Mark Duper (1982-92), -10/8,869
8,751	Mark Clayton (1983-92), 108/8,643
7,867	Ricky Williams (2002-03, 2005, 2007-10), 6,436/1,431
7,795	Nat Moore (1974-86), 249/7,546
7,425	Larry Csonka (1968-74, 1979), 6,737/688

SEASON

2,216	Ricky Williams (2002), 1,853/363
1,723	Ricky Williams (2003), 1,372/351
1,450	Delvin Williams (1978), 1,258/192
1,424	Mark Clayton (1984), 351/389
1,423	Jay Ajayi (2016), 1,272/151

GAME

253	Brian Hartline (9/30/12 at Arizona), 0/253
252	Troy Stradford (11/22/87 at Dallas), 169/83
238	Chris Chambers (12/4/05 vs. Buffalo), 0/238
236	Lamar Miller (10/25/15 vs. Houston), 175/61
235	Ricky Williams (12/1/02 at Buffalo), 228/7

BY ROOKIE, SEASON

1,264	Terry Kirby (1993), 390/874
1,255	Karim Abdul-Jabbar (1996), 1,116/139
1,139	Ronnie Brown (2005), 907/232

COMBINED YARDAGE

(rushing/receiving/returns)

CAREER

9,276	Mark Clayton (1983-92), 108/8,643/525
8,950	Nat Moore (1974-86), 248/7,547/1,155
8,859	Mark Duper (1982-92), -10/8,869/0
8,752	Tony Nathan (1979-87), 3,543/3,592/1,617
8,353	O.J. McDuffie (1993-01), 49/5,074/3,230

SEASON

2,216	Ricky Williams (2002), 1,853/363/0
2,208	Wes Welker (2005), 5/434/1,769
2,129	Wes Welker (2006), 0/687/1,442
2,086	Ted Ginn, Jr. (2007) 3/420/1,663
1,947	Jarvis Landry (2015) 113/1,157/677

GAME

302	Mercury Morris (11/1/70 at Baltimore), 8-89/3-68/6-145
299	Ted Ginn, Jr. (11/1/09 at N.Y. Jets), 0-0, 0-0, 6-299
297	Wes Welker (10/16/05 at Tampa Bay), 0-0/3-97/10-200
*280	O.J. McDuffie (12/30/95 at Buffalo), 1-9/11-154/6-117



INDIVIDUAL RECORDS

258	Wes Welker (10/21/05 vs. Kansas City), 0-0/2-41/9-217
258	Jarvis Landry (10/4/15 vs. N.Y. Jets at London), 2-29/4-40/8-189

BY ROOKIE, SEASON

2,086	Ted Ginn, Jr. (2007) 3/420/1,663
1,912	Jarvis Landry (2014) -4/758/1,158
1,777	Wes Welker (2004), 0/0/1,777
1,683	Chris Chambers (2001), -11/883/811

PUNTING

MOST PUNTS

CAREER

633	Larry Seiple (1967-77), 25,347 yards
594	Brandon Fields (2007-14), 27,780 yards
555	Reggie Roby (1983-92), 24,036 yards
339	Matt Turk (2000-01, 2003-04), 13,910 yards
294	Matt Haack (2017-20), 13,133 yards

SEASON

98	Matt Turk (2004), 41.7 average
93	Klaus Wilmsmeyer (1998), 42.5 average
92	Matt Turk (2000), 42.1 average
92	Matt Darr (2015), 47.6 average
90	Matt Darr (2016), 44.3 average

GAME

11	Matt Turk (12/7/03 at New England), 406 yards
10	George Wilson, Jr. (9/9/66 vs. N.Y. Jets), 483 yards
10	George Roberts (10/12/80 at New England), 445 yards
10	Klaus Wilmsmeyer (9/20/98 vs. Pittsburgh), 458 yards
10	Matt Turk (9/19/04 at Cincinnati), 400 yards
10	Donnie Jones (12/25/06 vs. N.Y. Jets), 427 yards
10	Brandon Fields (12/23/07 at New England), 446 yards
10	Brandon Fields (12/12/10 at N.Y. Jets), 564 yards
10	Brandon Fields (12/22/13 at Buffalo), 501 yards
10	Matt Darr (11/20/16 at Los Angeles), 453 yards

HIGHEST GROSS PUNTING AVERAGE

CAREER (min: 120 punts)

46.8	Brandon Fields (2007-14), 594 punts
46.0	Matt Darr (2015-16), 182 punts
44.7	Matt Haack (2017-20), 294 punts
44.2	John Kidd (1994-97), 201 punts
43.3	Reggie Roby (1983-92), 555 punts

SEASON (min: 40 punts)

50.2	Brandon Fields (2012), 74 punts
48.85	Brandon Fields (2011), 78 punts
48.82	Brandon Fields (2013), 85 punts
47.6	Matt Darr (2015), 92 punts
46.3	Brandon Fields (2014), 58 punts

GAME (min: 4 punts)

58.8	Brandon Fields (9/23/12 vs. N.Y. Jets), 4-235 yards
58.5	Reggie Roby (9/28/86 vs. San Francisco), 4-234 yards
58.2	Matt Darr (10/29/15 at New England), 6-349 yards
56.4	Brandon Fields (12/12/10 at N.Y. Jets), 10-564 yards
55.5	Brandon Fields (12/4/11 vs. Oakland), 4-222 yards

HIGHEST NET PUNTING AVERAGE

CAREER (since 1976, min: 120 punts)

40.2	Matt Haack (2017-20), 294 punts
39.8	Matt Darr (2015-16), 182 punts
39.2	Brandon Fields (2007-14), 594 punts
37.5	Donnie Jones (2005-06), 173 punts
36.9	John Kidd (1994-97), 201 punts

SEASON (since 1982, min: 40 punts)

42.4	Brandon Fields (2013), 85 punts
41.3	Matt Haack (2020), 55 punts
41.2	Brandon Fields (2012), 74 punts
41.2	Brandon Fields (2011), 78 punts
41.1	Matt Haack (2019), 69 punts

LONGEST PUNTS

77	Reggie Roby (11/29/87 at Buffalo), net 77
77	Matt Turk (11/25/01 at Buffalo), touchback
74	Brandon Fields (12/22/13 at Buffalo), net 74
73	Larry Seiple (11/14/71 vs. Pittsburgh), touchback
73	Reggie Roby (9/28/86 vs. San Francisco), touchback
73	Reggie Roby (10/5/86 at New England), net 73

MOST INSIDE THE 20

SEASON (since 1982)

35	Matt Haack (2018), 87 punts
33	Brandon Fields (2013), 85 punts
32	Brandon Fields (2011), 78 punts
32	Matt Darr (2016), 90 punts
31	Donnie Jones (2005), 88 punts
31	Brandon Fields (2010), 73 punts

PUNT RETURNS

MOST PUNT RETURNS

CAREER

127	Jake Scott (1970-75)
127	O.J. McDuffie (1993-00)
127	Wes Welker (2004-06)
115	Davone Bess (2008-12)
92	Jakeem Grant (2020)

SEASON

43	Wes Welker (2004), 10.8 average
43	Wes Welker (2005), 9.1 average
41	Mark Clayton (1983), 9.6 average
41	Wes Welker (2006), 9.2 average
37	Davone Bess (2011), 11.9 average

GAME

7	Mercury Morris (10/19/69 at Kansas City), 17.6 average
7	Lamont Brightful (9/19/04 at Cincinnati), 11.1 average
7	Marcus Thigpen (11/24/13 vs. Carolina), 10.1 average

MOST PUNT RETURN YARDS

CAREER

1,330	Jake Scott (1970-75)
1,232	Wes Welker (2004-06)
1,196	Davone Bess (2008-12)
1,127	O.J. McDuffie (1993-00)
912	Jakeem Grant Sr. (2016-20)



INDIVIDUAL RECORDS

SEASON

464	Wes Welker (2004), 10.8 average
442	Davone Bess (2011), 11.9 average
392	Mark Clayton (1983), 9.6 average
390	Wes Welker (2005), 9.1 average
379	Tom Vigorito (1981), 10.5 average

GAME

123	Mercury Morris (10/19/69 at Kansas City), 7 returns
114	O.J. McDuffie (12/13/93 vs. Pittsburgh), 5 returns
106	James Pruitt (9/14/86 vs. Indianapolis), 2 returns

MOST PUNT RETURN TOUCHDOWNS

CAREER

3	Jakeem Grant Sr. (2016-20)
2	Freddie Solomon (1975-77)
2	Tom Vigorito (1981-85)
2	O.J. McDuffie (1993-00)

SEASON

2	O.J. McDuffie (1993)
---	----------------------

LONGEST PUNT RETURNS

88t	Jakeem Grant Sr. (11/1/20 vs. L.A. Rams)
87t	Tom Vigorito (9/10/81 vs. Pittsburgh)
87t	Ted Ginn, Jr. (11/18/07 at Philadelphia)
86t	Tony Nathan (10/14/79 vs. Buffalo)
81t	Jeff Ogden (10/29/00 vs. Green Bay)
79t	Freddie Solomon (12/5/76 vs. Buffalo)
77t	Jake Scott (11/22/70 vs. Baltimore)
74t	Jakeem Grant Sr. (10/9/16 vs. Tennessee)
72t	O.J. McDuffie (12/13/93 vs. Pittsburgh)
72t	Marcus Thigpen (9/9/12 at Houston)
71t	James Pruitt (9/14/86 vs. Indianapolis)
71t	O.J. McDuffie (10/24/93 vs. Indianapolis)
71t	Wes Welker (12/20/04 vs. New England)
71t	Jakeem Grant Sr. (10/7/18 at Cincinnati)
70t	Scott Schwedes (12/17/89 at Indianapolis)

HIGHEST PUNT RETURN AVERAGE

CAREER (min: 50 returns)

13.7	Jeff Ogden (2000-01), 51 returns
11.4	Freddie Solomon (1975-77), 71 returns
10.51	Tom Vigorito (1981-85), 79 returns
10.47	Jake Scott (1970-75), 127 returns
10.4	Davone Bess (2008-12), 115 returns

SEASON (min: 15 returns)

17.0	Jeff Ogden (2000), 19 returns
12.5	Nate Jacquet (1999), 28 returns
12.3	Freddie Solomon (1975), 26 returns
12.21	Terrell Buckley (1998), 29 returns
12.15	Marcus Thigpen (2012), 26 returns

GAME (min: 3 returns)

33.0	Ted Ginn Jr. (11/18/07 at Philadelphia), 3-99 yards
28.3	Jakeem Grant Sr. (10/7/18 at Cincinnati), 3-85 yards
26.3	Tom Vigorito (9/12/82 at N.Y. Jets), 3-79 yards
26.3	Wes Welker (9/7/06 at Pittsburgh), 3-79 yards
22.8	O.J. McDuffie (12/13/93 vs. Pittsburgh), 5-114 yards

MOST FAIR CATCHES

CAREER

91	O.J. McDuffie (1993-01)
85	Davone Bess (2008-12)
64	Wes Welker (2004-06)
55	Jake Scott (1970-75)
53	Jarvis Landry (2014-17)

SEASON

29	Wes Welker (2006)
24	O.J. McDuffie (1996)
24	Davone Bess (2011)
23	Wes Welker (2005)
22	O.J. McDuffie (1993)

GAME

6	Jake Scott (12/20/70 vs. Buffalo)
---	-----------------------------------

KICKOFF RETURNS

MOST KICKOFF RETURNS

CAREER

166	Wes Welker (2004-06)
147	Ted Ginn, Jr. (2007-09)
123	Fulton Walker (1981-85)
111	Mercury Morris (1969-75)
107	Brock Marion (1998-03)

SEASON

63	Ted Ginn, Jr. (2007), 22.7 average
62	Brock Marion (1999), 24.6 average
61	Wes Welker (2005), 22.6 average
57	Wes Welker (2004), 23.0 average
52	Ted Ginn, Jr. (2009), 24.9 average

GAME

8	Joe Cribbs (12/18/88 at Pittsburgh), 21.1 average
*8	Marc Logan (1/12/91 at Buffalo), 17.3 average
8	Ted Ginn, Jr. (12/2/07 vs. N.Y. Jets), 24.8 average
8	Ted Ginn, Jr. (11/23/08 vs. New England), 19.3 average

MOST KICKOFF RETURN YARDS

CAREER

3,756	Wes Welker (2004-06)
3,386	Ted Ginn, Jr. (2007-09)
2,947	Mercury Morris (1969-75)
2,944	Fulton Walker (1981-85)
2,517	Brock Marion (1998-03)

SEASON

1,524	Brock Marion (1999), 24.6 average
1,433	Ted Ginn, Jr. (2007), 22.7 average
1,379	Wes Welker (2005), 22.6 average
1,313	Wes Welker (2004), 23.0 average
1,296	Ted Ginn, Jr. (2009), 24.9 average

GAME

299	Ted Ginn, Jr. (11/1/09 at N.Y. Jets), long 101t
215	Travis Minor (10/13/02 at Denver), long 66
210	Wes Welker (1/2/05 at Baltimore), long 95t
205	Albert Johnson (9/29/02 at Kansas City), long 49
204	Gene Milton (9/21/68 vs. Oakland), long 73



INDIVIDUAL RECORDS

MOST KICKOFF RETURN TOUCHDOWNS

CAREER

- | | |
|---|-----------------------------------|
| 3 | Mercury Morris (1969-75) |
| 2 | Ted Ginn, Jr. (2007-09) |
| 2 | Jakeem Grant Sr. (2016-20) |

SEASON

- | | |
|---|----------------------|
| 2 | Ted Ginn, Jr. (2009) |
|---|----------------------|

GAME

- | | |
|---|--|
| 2 | Ted Ginn, Jr. (11/1/09 at N.Y. Jets), 100, 101 yards |
|---|--|

LONGEST KICKOFF RETURNS

- | | |
|-------|--|
| 105t | Mercury Morris (9/14/69 at Cincinnati) |
| 102t | Jakeem Grant Sr. (9/9/18 vs. Tennessee) |
| 101t | Ted Ginn, Jr. (11/1/09 at N.Y. Jets) |
| 101t | Jakeem Grant Sr. (11/17/19 vs. Buffalo) |
| 100t | Ted Ginn, Jr. (11/1/09 at N.Y. Jets) |
| **98t | Fulton Walker (1/30/83 vs. Washington) |
| 97t | Marc Logan (10/1/89 at Houston) |
| 96t | Mercury Morris (12/6/70 vs. Boston) |
| 96t | Marcus Thigpen (11/15/12 at Buffalo) |
| 96t | Kenyan Drake (11/6/16 vs. N.Y. Jets) |
| 95t | Joe Auer (9/2/66 vs. Oakland) |
| 95t | Bobby Neff (9/14/68 vs. Houston) |
| 95t | Wes Welker (1/2/05 at Baltimore) |

HIGHEST KICKOFF RETURN AVERAGE

CAREER (min: 50 returns)

- | | |
|-------|---|
| 26.5 | Mercury Morris (1969-75), 111 returns |
| 25.3 | Duriel Harris (1976-83, 1985), 56 returns |
| 24.83 | Jakeem Grant Sr. (2016-20), 87 returns |
| 24.81 | Marcus Thigpen (2012-13), 77 returns |
| 23.9 | Fulton Walker (1981-85), 123 returns |

SEASON (min: 14 returns)

- | | |
|------|---|
| 32.9 | Duriel Harris (1976), 17 returns, 559 yards |
| 29.7 | Jakeem Grant Sr. (2018), 18 returns, 535 yards |
| 29.6 | Gary Davis (1977), 14 returns, 414 yards |
| 29.0 | Mercury Morris (1970), 28 returns, 812 yards |
| 28.2 | Mercury Morris (1971), 15 returns, 423 yards |

GAME (min: 3 returns)

- | | |
|--------|---|
| 49.8 | Ted Ginn, Jr. (11/1/09 at N.Y. Jets), 6-299 |
| 47.7 | Fulton Walker (10/16/83 at N.Y. Jets), 3-143 |
| **47.5 | Fulton Walker (1/30/83 vs. Washington), 4-190 |
| 46.7 | Joe Auer (9/2/66 vs. Oakland), 3-140 |
| 46.0 | Marc Logan (10/1/89 at Houston), 3-138 |

INTERCEPTIONS

MOST INTERCEPTIONS

CAREER

- | | |
|----|---------------------------|
| 35 | Jake Scott (1970-75) |
| 34 | Dick Anderson (1968-77) |
| 31 | Sam Madison (1997-05) |
| 29 | Glenn Blackwood (1979-87) |
| 29 | Patrick Surtain (1998-04) |

SEASON

- | | |
|----|---------------------------------------|
| 10 | Dick Westmoreland (1967), 127 yards |
| 9 | Xavien Howard (2020), 71 yards |
| 8 | Willie West (1966), 62 yards |
| 8 | Dick Anderson (1968), 230 yards |

- | | |
|---|-----------------------------------|
| 8 | Dick Anderson (1970), 191 yards |
| 8 | Dick Anderson (1973), 163 yards |
| 8 | Jake Scott (1974), 75 yards |
| 8 | Terrell Buckley (1998), 157 yards |
| 8 | Sam Madison (1998), 114 yards |

GAME

- | | |
|----|--|
| 4 | Dick Anderson (12/3/73 vs. Pittsburgh), 121 yards |
| 3 | Willie West (10/23/66 at Houston), 49 yards |
| 3 | Dick Westmoreland (11/26/67 vs. Buffalo), 43 yards |
| 3 | Charlie Babb (9/22/75 vs. Oakland), 18 yards |
| 3 | Curtis Johnson (10/19/75 vs. N.Y. Jets), 25 yards |
| 3 | Larry Gordon (12/10/78 vs. Oakland), 35 yards |
| *3 | A.J. Duhe (1/23/83 vs. N.Y. Jets), 36 yards |
| 3 | William Judson (10/16/83 at N.Y. Jets), 23 yards |
| 3 | Louis Oliver (10/4/92 at Buffalo), 170 yards |
| 3 | Sam Madison (11/7/99 vs. Tennessee), 101 yards |

MOST INTERCEPTIONS BY A ROOKIE

SEASON

- | | |
|---|----------------------------------|
| 8 | Dick Anderson (1968), 230 yards |
| 5 | Lloyd Mumphord (1969), 102 yards |
| 5 | Jake Scott (1970), 112 yards |
| 5 | Don McNeal (1980), 17 yards |

GAME

- | | |
|---|---|
| 2 | Dick Anderson (11/24/68 at Boston), 109 yards |
| 2 | Lloyd Mumphord (12/7/69 vs. Denver), 0 yards |
| 2 | Curtis Johnson (10/3/70 vs. Oakland), 26 yards |
| 2 | Gerald Small (12/10/78 vs. Oakland), 85 yards |
| 2 | Don McNeal (10/12/80 at New England), 2 yards |
| 2 | Jarvis Williams (10/9/88 at L.A. Raiders), 23 yards |

MOST CONSECUTIVE GAMES WITH AN INTERCEPTION

- | | |
|---|---|
| 5 | Dick Westmoreland (9th through 13th in 1967) |
| 5 | Xavien Howard (9th through 13th in 2020) |

MOST INTERCEPTION RETURN YARDS

CAREER

- | | |
|-----|---|
| 792 | Dick Anderson (1968-77), 23.3 average |
| 569 | Louis Oliver (1989-93, 1995-96), 23.7 average |
| 487 | Sam Madison (1997-05), 15.7 average |
| 431 | Brock Marion (1998-03), 21.6 average |
| 425 | Jake Scott (1970-75), 12.1 average |
| 425 | Terrell Buckley (1995-99, 2003), 17.7 average |

SEASON

- | | |
|-----|--|
| 230 | Dick Anderson (1968), 8 for 28.8 average |
| 227 | Brock Marion (2001), 5 for 45.4 average |
| 200 | Louis Oliver (1992), 5 for 40.0 average |
| 198 | Jimmy Warren (1966), 5 for 39.6 average |
| 191 | Dick Anderson (1970), 8 for 23.9 average |

GAME

- | | |
|-----|---|
| 170 | Louis Oliver (10/4/92 at Buffalo), 3 interceptions |
| 121 | Dick Anderson (12/3/73 vs. Pittsburgh), 4 interceptions |
| 107 | Dick Anderson (11/24/68 at Boston), 2 interceptions |
| 101 | Sam Madison (11/7/99 vs. Tennessee), 3 interceptions |
| 100 | Brock Marion (1/6/02 vs. Buffalo), 1 interception |

LONGEST INTERCEPTION RETURNS

- | | |
|------|---|
| 103t | Louis Oliver (10/4/92 at Buffalo), Jim Kelly |
| 100t | Brock Marion (1/6/02 vs. Buffalo), Travis Brown |
| 96t | Dick Anderson (11/24/68 at Boston), Tom Sherman |



INDIVIDUAL RECORDS

94t	Brent Grimes (10/31/13 vs. Cincinnati), Andy Dalton
91t	Terrell Buckley (10/13/96 at Buffalo), Jim Kelly
86t	Dick Anderson (12/20/70 vs. Buffalo), Dennis Shaw
86t	William Judson (60t), Mike Kozlowski (26, lateral), (9/9/84 vs. New England), Steve Grogan
81t	Louis Delmas (10/26/14 at Jacksonville), Blake Bortles
76t	Troy Vincent (58t), Gene Atkins (18, lateral), (12/12/94 vs. Kansas City), Steve Bono
74t	Terrell Buckley (12/21/03 at Buffalo), Drew Bledsoe
70t	Jimmy Warren (11/13/66 at Kansas City), Len Dawson
70	Sammy Knight (11/27/03 at Dallas), Quincy Carter

INTERCEPTIONS RETURNED FOR TOUCHDOWNS

CAREER

4	Reshad Jones (2010-19)
4	Zach Thomas (1996-2007)
3	Dick Anderson (1968-77)
3	Terrell Buckley (1995-99, 2003)
3	Jason Taylor (1997-2007, 2009, 2011)

SEASON

2	Bill Stanfill (1969), 15, 17 yards
2	Dick Anderson (1973), 27, 38 yards
2	Mike Kozlowski (1983), 35, 38 yards
2	Zach Thomas (1998), 17, 1 yards
2	Brock Marion (2001), 26, 100 yards
2	Jason Taylor (2006), 20, 51 yards
2	Reshad Jones (2015), 30, 23 yards

GAME

2	Dick Anderson (12/3/73 vs. Pittsburgh)
2	Mike Kozlowski (12/16/83 vs. N.Y. Jets)

SACKS

MOST SACKS

CAREER

131.0	Jason Taylor (1997-2007, 2009, 2011)
98.0	Cameron Wake (2009-18)
69.5	Bill Stanfill (1969-76)
65.5	Doug Betters (1978-87)
65.0	Vern Den Herder (1971-82)

SEASON

18.5	Bill Stanfill (1973)
18.5	Jason Taylor (2002)
17.5	Joey Porter (2008)
16.5	Trace Armstrong (2000)
16.0	Doug Betters (1983)

GAME

5.0	Bill Stanfill (10/7/73 vs. N.Y. Jets)
5.0	Vern Den Herder (10/21/73 vs. Buffalo)
5.0	Bill Stanfill (11/17/74 vs. Buffalo)
4.5	Cameron Wake (9/30/12 at Arizona)
4.0	Vern Den Herder (9/22/74 at Buffalo)
4.0	Vern Den Herder (11/11/79 vs. Baltimore)
4.0	Doug Betters (9/4/83 at Buffalo)
4.0	E.J. Junior (10/6/91 at New England)
4.0	Joey Porter (9/21/08 at New England)
4.0	Cameron Wake (10/18/15 at Tennessee)

MOST SACKS BY A ROOKIE

SEASON

8.0	Bill Stanfill (1969)
8.0	Lorenzo Bromell (1998)
7.0	A.J. Duhe (1977)
6.0	Marco Coleman (1992)
5.0	Derrick Rodgers (1997)
5.0	Jason Taylor (1997)

GAME

3.0	A.J. Duhe (11/6/77 at N.Y. Jets)
3.0	Marco Coleman (10/25/92 vs. Indianapolis)
2.0	Bill Stanfill (10/26/69 vs. Buffalo)
2.0	Bob Baumhower (11/20/77 at Cincinnati)
2.0	A.J. Duhe (12/11/77 at New England)
2.0	Doug Betters (10/29/78 vs. Baltimore)
2.0	Charles Bowser (1/2/83 at Baltimore)
2.0	John Bosa (12/17/87 vs. N.Y. Jets)
2.0	Marco Coleman (11/1/92 at N.Y. Jets)
2.0	Shane Burton (12/1/96 at Oakland)
2.0	Derrick Rodgers (10/12/97 at N.Y. Jets)
2.0	Lorenzo Bromell (9/13/98 vs. Buffalo)
2.0	Lorenzo Bromell (11/29/98 vs. New Orleans)
2.0	Olivier Vernon (10/14/12 vs. St. Louis)
2.0	Jerome Baker (10/7/18 at Cincinnati)

FUMBLES

MOST FUMBLES

CAREER

110	Dan Marino (1983-99)
52	Bob Griese (1967-80)
51	Ryan Tannehill (2012-18)
34	Tony Nathan (1979-87)
31	Mercury Morris (1969-75)

SEASON

14	Matt Moore (2011)
13	Gus Frerotte (2005)
10	Dan Marino (1988)
10	A.J. Feeley (2004)
10	Ryan Tannehill (2015)

GAME

4	Craig Erickson (10/6/96 vs. Seattle)
4	Cleo Lemon (12/9/07 at Buffalo)
4	Jay Cutler (12/17/17 at Buffalo)
3	11 times (last: Ryan Tannehill, 12/11/16 vs. Arizona)

MOST FUMBLES BY A ROOKIE

SEASON

9	Ryan Tannehill (2012)
8	Tony Nathan (1979)
7	Scott Schwedes (1987)
7	John Beck (2007)
7	Jarvis Landry (2014)

GAME

3	Rick Norton (9/9/66 vs. N.Y. Jets)
3	Scott Schwedes (12/13/87 at Philadelphia)
3	John Beck (12/2/07 vs. N.Y. Jets)
3	Jamil Douglas (11/29/15 at N.Y. Jets)



INDIVIDUAL RECORDS

MOST OWN FUMBLE RECOVERIES

CAREER

42	Dan Marino (1983-99)
23	Bob Griese (1967-80)
16	Ryan Tannehill (2012-18)

SEASON

7	Dan Marino (1988)
6	Bob Griese (1971)
6	Jay Cutler (2017)

GAME

4	Jay Cutler (12/17/17 at Buffalo)
3	Rick Norton (11/9/69 at Boston)
3	Craig Erickson (10/6/96 vs. Seattle)
3	Lamont Brightful (9/19/04 at Cincinnati)
3	Cleo Lemon (12/9/07 at Buffalo)
3	Ryan Tannehill (11/29/15 at N.Y. Jets)

MOST OPPONENT FUMBLE RECOVERIES

CAREER

27	Jason Taylor (1997-2007, 2009, 2011)
16	Bob Baumhower (1977-86)
15	Dick Anderson (1968-77)
14	Vern Den Herder (1971-82)
13	Glenn Blackwood (1979-87)

SEASON

5	Dick Anderson (1972)
5	Bud Brown (1985)
4	12 times (last – Kiko Alonso, 2016)

GAME

2	Tom Nomina (11/13/66 at Kansas City), 0 yards
2	Art Powell (10/18/70 at Buffalo), 0 yards
2	Jim Riley (11/7/76 vs. Buffalo), 0 yards
2	Jeris White (11/28/76 at Cleveland), 0 yards
2	Bob Baumhower (12/11/77 at New England), 0 yards
2	Tim Foley (11/29/79 vs. New England), 2 yards
2	Glenn Blackwood (10/19/80 vs. Buffalo), 0 yards
2	Doug Betters (11/6/83 at San Francisco), 0 yards
2	Bud Brown (9/8/85 vs. Houston), 6 yards
2	Bryan Cox (10/31/93 vs. Kansas City), 1 yard
2	Jason Taylor (10/7/01 vs. New England), 1 yard, 1 TD
2	Reshad Jones (12/23/12 vs. Buffalo), 24 yards
2	Reshad Jones (10/8/17 vs. Tennessee), 38 yards

FUMBLE RETURNS FOR TOUCHDOWNS

85t	Jason Taylor (9/11/05 vs. Denver), Jake Plummer
78t	Andrew Van Ginkel (11/1/20 vs. L.A. Rams), Jared Goff
59t	Trell Hooper (10/11/87 vs. Kansas City), Robert Parker
55t	Liffort Hobley (10/11/87 vs. Kansas City), Chris Smith
50t	Cortland Finnegan (9/28/14 at Oakland in London), Matt McGloin
48t	Renaldo Hill (11/19/06 vs. Minnesota), Chester Taylor
48t	Jason Taylor (11/1/09 at N.Y. Jets), Shonn Greene
44t	Don Bessillieu (10/19/80 vs. Buffalo), Joe Cribbs
43t	Michael Lehan (12/2/07 vs. N.Y. Jets), Kellen Clemens
38t	Reshad Jones (10/8/17 vs. Tennessee), Matt Cassel
37t	Pat Johnson (12/24/95 at St. Louis), Todd Kinchen
36t	Shaq Lawson (11/8/20 at Arizona), Kyler Murray
35t	Dick Anderson (10/15/72 vs. San Diego), Mke Garrett
34t	Jason Taylor (11/27/03 at Dallas), Quincy Carter

29t	Jason Taylor (10/1/00 at Cincinnati), Akili Smith
25t	Mike Kozlowski (12/6/81 vs. New England), Sam Cunningham
22t	Terrell Buckley (10/27/97 vs. Chicago), Ricky Proehl
21t	Bob Baumhower (10/7/84 at Pittsburgh), Mark Malone
20t	Sam Madison (10/8/00 vs. Buffalo), Sammy Morris
19t	Liffort Hobley (10/9/88 at L.A. Raiders), Vance Mueller
15t	Jimmy Warren off lateral from Bob Neff, (12/16/67 vs. Boston), Jim Nance
14t	Reshad Jones (11/26/17 at New England), Tom Brady
13t	Nick Buoniconti (9/30/73 vs. New England), John Tavar
13t	Bob Baumhower (10/9/78 vs. Cincinnati), Dave Turner
13t	Brian Sochia (12/30/90 vs. Indianapolis), Jeff George
10t	Willie West (10/6/68 at Houston), Bob Davis
10t	Sean Hill (9/1/96 vs. New England), Louis Oliver
7t	Bob Brudzinski (10/27/85 at Detroit), Eric Hipple
4t	O.J. McDuffie (10/12/97 at N.Y. Jets), Charles Jordan
4t	Jason Taylor (9/13/99 at Denver), Brian Griese
2t	Randy McMichael (10/12/03 at Jacksonville), Obafemi Ayanbadejo
1t	Cliff Odum (10/28/90 at Indianapolis), Jack Trudeau
1t	Jason Taylor (10/7/01 vs. New England), Tom Brady
1t	Derrick Pope (11/28/04 at San Francisco), Tim Rattay
0t	Chuck Klingbeil (9/22/91 vs. Green Bay), Don Majkowski
0t	Scott Miller (9/1/96 vs. New England), Stanley Pritchett
0t	Tim Bowens (11/30/97 at Oakland), Jeff George
0t	Travis Minor (10/28/01 at Seattle), Jay Fiedler
0t	Trent Gamble (9/8/02 vs. Detroit), Chris Cash
0t	Koa Misi (9/19/10 at Minnesota), Brett Favre

FUMBLE RETURNS FOR TOUCHDOWNS

CAREER

6	Jason Taylor (1997-2007, 2009, 2011)
2	Bob Baumhower (1977-86)
2	Liffort Hobley (1987-93)
2	Reshad Jones (2010-19)

TAKEAWAYS

(interceptions/fumble recoveries)

MOST TAKEAWAYS

CAREER

51	Dick Anderson (1968-77), 34 INTs, 17 FRs
42	Jake Scott (1970-75), 35 INTs, 7 FRs
41	Glenn Blackwood (1979-87), 29 INTs, 12 FRs
35	Sam Madison (1997-05), 31 INTs, 4 FRs
35	Jason Taylor (1997-2007, 2009, 2011), 8 INTs, 27 FRs

SEASON

11	Dick Anderson (1970), 8 INTs, 3 FRs
11	Jake Scott (1974), 8 INTs, 3 FRs
10	Dick Westmoreland (1967), 10 INTs
9	Dick Anderson (1968), 8 INTs, 1 FR
9	Dick Anderson (1972), 3 INTs, 6 FRs
9	Terrell Buckley (1998), 8 INTs, 1 FR

GAME

4	Dick Anderson (12/3/73 vs. Pittsburgh), 4 INTs
4	Jeris White (11/26/76 at Cleveland), 2 INTs, 2 FRs

MOST TAKEAWAYS BY A ROOKIE

SEASON

9	Dick Anderson (1968), 8 INTs, 1 FR
7	Lloyd Mumphord (1969), 5 INTs, 2 FRs



INDIVIDUAL RECORDS

- 7 Curtis Johnson (1970), 3 INTs, 4 FRs
- 7 Jarvis Williams (1988), 4 INTs, 3 FRs

GAME

- 3 Lloyd Mumphord (12/7/69 vs. Denver), 2 INTs, 1 FR

BLOCKED KICKS

MOST BLOCKED KICKS

CAREER

- 9 Curtis Johnson (1970-78), 6 FGs, 2 Punts, 1 PAT
- 8 Lloyd Mumphord (1969-74), 7 FGs, 1 Punt
- 5 Vern Den Herder (1971-82), 4 FGs, 1 Punt
- 5 William Judson (1982-89), 3 FGs, 2 Punts
- 5 Jeff Cross (1988-95), 3 FGs, 1 Punt, 1 PAT

SEASON

- 4 Wahoo McDaniel (1966), 1 FG, 3 PATs
- 3 Frank Cornish (1970), 2 FGs, 1 PAT
- 3 Curtis Johnson (1972), 1 FG, 2 Punts
- 3 Shane Burton (1998), 3 FGs

MOST BLOCKED FIELD GOALS

CAREER

- 7 Lloyd Mumphord (1969-74)
- 6 Curtis Johnson (1970-78)
- 4 Vern Den Herder (1971-82)
- 4 Bob Baumhower (1977-86)

SEASON

- 3 Shane Burton (1998)

BLOCKED FIELD GOAL RETURNS FOR TOUCHDOWNS

- 51t Lloyd Mumphord (12/6/70 vs. Boston), Gino Capelletti
- 47t Curtis Johnson (12/19/71 vs. Green Bay), Tim Webster

LONGEST SHORT FIELD GOAL RETURNS

- 50 Jake Scott (12/6/70 vs. Boston), Gino Capelletti

MOST BLOCKED PUNTS

CAREER

- 3 Tim Foley (1970-80)
- 3 Jimmy Wilson (2011-14)
- 2 Curtis Johnson (1970-78)
- 2 William Judson (1982-89)
- 2 Marc Logan (1989-91)
- 2 Terrence Fede (2014-17)

SEASON

- 2 Curtis Johnson (1972)
- 2 Tim Foley (1973)
- 2 Marc Logan (1991)

BLOCKED PUNT RETURNS FOR TOUCHDOWNS

- 19t Mark Higgs (10/18/90 vs. New England), Brian Hansen
- 11t Walt Aikens (12/17/16 at N.Y. Jets), Lachlan Edwards
- 8t Tim Foley (11/11/73 vs. Baltimore), David Lee
- *5t Charlie Babb (12/24/72 vs. Cleveland), Don Cockroft
- 5t Tim Foley (11/11/73 vs. Baltimore), David Lee
- 0t Lex Hilliard (11/20/11 vs. Buffalo), Brian Moorman
- 0t Olivier Vernon (10/28/12 at N.Y. Jets), Robert Malone

MOST BLOCKED POINTS AFTER TOUCHDOWNS

CAREER

- 3 Wahoo McDaniel (1966-68)
- 3 Doug Betters (1978-87)

DEFENSIVE 2-POINT CONVERSIONS

- 1 Walt Aikens (12/11/16 vs. Arizona), returned blocked PAT (Jordan Phillips)

TEAM RECORDS

* - Playoff Game

** - Super Bowl

1966-77: 14 games

1983-86: 16 games

1978-81: 16 games

1987: 15 games

1982: 9 games

1988-2020: 16 games

Records listed do not include 1982 regular season, which consisted of 9 games due to a players' strike.

- Record includes game on 11/30/69 played at Tampa's Tampa Stadium and games on 10/28/07, 10/4/15 and 10/1/17 played at London's Wembley Stadium that were designated as home games.

^ - Record includes game on 9/28/14 played at London's Wembley Stadium that was designated as a road game.

CHAMPIONSHIPS

SUPER BOWL

- 2 1972, 1973

AMERICAN FOOTBALL CONFERENCE

- 5 1971, 1972, 1973, 1982, 1984

AFC EASTERN DIVISION

- 13 1971, 1972, 1973, 1974, 1979, 1981, 1983, 1984, 1985, 1992, 1994, 2000, 2008

PLAYOFF BERTHS

- 23 1970, 1971, 1972, 1973, 1974, 1978, 1979, 1981, 1982, 1983, 1984, 1985, 1990, 1992, 1994, 1995, 1997, 1998, 1999, 2000, 2001, 2008, 2016

GAMES

REGULAR SEASON RECORD

465-376-4 (.553)

PLAYOFF RECORD

20-21 (.488)

OVERALL RECORD

485-397-4 (.550)

HOME REGULAR-SEASON RECORD

266-153-3 (.634)#



TEAM RECORDS

ORANGE BOWL REGULAR-SEASON RECORD:

110-38-3 (.738)

HARD ROCK STADIUM REGULAR-SEASON RECORD

156-111 (.584)

HOME PLAYOFF RECORD

15-7 (.682)

ORANGE BOWL PLAYOFF RECORD

10-4 (.714)

HARD ROCK STADIUM PLAYOFF RECORD

5-3 (.625)

HOME OVERALL RECORD

281-160-3 (.636)#

ORANGE BOWL OVERALL RECORD

120-42-3 (.736)

HARD ROCK STADIUM OVERALL RECORD

161-114 (.585)

ROAD REGULAR-SEASON RECORD

199-223-1 (.472)^

ROAD PLAYOFF RECORD

5-14 (.263)

ROAD OVERALL RECORD

204-237-1 (.463)^

MOST WINS IN A SEASON

17 1972 (14 regular season, 3 playoffs)
16 1984 (14 regular season, 2 playoffs)

BEST SEASON WINNING PERCENTAGE

1.000 in 1972 (14-0 regular season, 3-0 playoffs)

FEWEST WINS IN A SEASON

1 in 2007

LOWEST SEASON WINNING PERCENTAGE

.063 in 2007 (1-15)

CONSECUTIVES

MOST WINS

18 1st in 1972 through 1st in 1973

MOST REGULAR SEASON WINS

16 14th in 1971 through 1st in 1973
16 12th in 1983 through 11th in 1984

MOST HOME WINS

31 10/17/71 through 12/15/74

MOST REGULAR-SEASON HOME WINS

27 10/17/71 through 12/15/74

MOST ROAD WINS

9 9/17/72 through 1/14/73

MOST REGULAR-SEASON ROAD WINS

7 9/17/72 through 12/10/72
7 12/4/83 through 11/4/84

MOST WINS IN A SERIES

20 vs. Buffalo, 1970-79

MOST PRESEASON WINS

11 5th in 1975 through 3rd in 1977

MOST LOSSES

16 14th in 2006 through 13th in 2007

MOST REGULAR-SEASON LOSSES

16 14th in 2006 through 13th in 2007

MOST HOME LOSSES

7 12/25/06 through 12/2/07
7 11/18/10 through 10/23/11

MOST ROAD LOSSES

11 12/17/06 through 9/14/08

MOST LOSSES IN A SERIES

8 vs. N.Y. Jets, 1966-69
8 vs. N.Y. Jets, 1998-2001

MOST PRESEASON LOSSES

7 5th in 1988 through 2nd in 1990

SCORING

MOST POINTS SCORED

Season	513	1984
Game	55	11/24/77 at St. Louis

FEWEST POINTS SCORED

Season	213	1966
Game	0	23 times, last 9/15/19 vs. New England

MOST POINTS ALLOWED

Season	494	2019
Game	*62	1/15/00 at Jacksonville
	59	9/8/19 vs. Baltimore
	58	9/18/66 at Buffalo
	51	9/21/86 at N.Y. Jets

FEWEST POINTS ALLOWED

Season	150	1973
Game	0	27 times, last 10/18/20 vs. N.Y. Jets

MOST POINTS, BOTH TEAMS

Game	96	at N.Y. Jets 51, Miami 45, ot (9/21/86)
	81	Buffalo 47, at Miami 34 (12/19/93)
	80	New Orleans 46, Miami 34 (10/25/09)



TEAM RECORDS

FEWEST POINTS, BOTH TEAMS

Game	3	at New England 3, Miami 0 (12/12/82)
	3	at Pittsburgh 3, Miami 0 (11/26/07)
	9	New England 6, at Miami 3 (11/20/88)

MOST DECISIVE WIN

Game	52	52-0 vs. New England (11/12/72)
	44	44-0 vs. Baltimore (11/11/73)
	43	43-0 at N.Y. Jets (10/19/75)
	42	42-0 at Baltimore (9/10/78)
	42	45-3 vs. N.Y. Jets (11/24/86)
	42	42-0 vs. Kansas City (10/11/87)

MOST DECISIVE LOSS

Game	*55	62-7 at Jacksonville (1/15/00)
	49	59-10 vs. Baltimore (9/8/19)
	45	48-3 vs. Kansas City (9/28/68)
	43	43-0 vs. New England (9/15/19)
	41	41-0 at Kansas City (10/8/67)
	41	41-0 at Indianapolis (12/14/97)

MOST TOUCHDOWNS SCORED

Season	70	1984
Game	8	11/24/77 at St. Louis

FEWEST TOUCHDOWNS SCORED

Season	26	1966, 2006, 2010
--------	----	------------------

MOST TOUCHDOWNS ALLOWED

Season	57	2019
Game	8	9/18/66 at Buffalo
	*8	1/15/00 at Jacksonville
	8	9/8/19 vs. Baltimore

FEWEST TOUCHDOWNS ALLOWED

Season	14	1973
--------	----	------

MOST TOUCHDOWNS SCORED BY

RUSHING

Season	26	1972, 1975
Game	4	11 times, last 9/16/13 vs. Oakland

PASSING

Season	49	1984
Game	6	11/24/77 at St. Louis
	6	9/21/86 at N.Y. Jets

INTERCEPTION

Season	5	2001
Game	2	12/3/73 vs. Pittsburgh
	2	9/12/82 at N.Y. Jets
	2	12/16/83 vs. N.Y. Jets
	2	12/6/98 at Oakland
	2	10/26/14 at Jacksonville

KICKOFF RETURN

Season	2	2009
Game	2	11/1/09 at N.Y. Jets

PUNT RETURN

Season	2	1993
--------	---	------

FUMBLE RETURN

Season	3	1997
Game	2	10/11/87 vs. Kansas City
	2	9/1/96 vs. New England

BLOCKED PUNT RETURN

Season	2	1973
Game	2	11/11/73 vs. Baltimore

FEWEST TOUCHDOWNS SCORED BY RUSHING

Season	4	2017
--------	---	------

PASSING

Season	12	2007, 1969
--------	----	------------

MOST TOUCHDOWNS ALLOWED BY RUSHING

Season	23	1986
Game	5	9/4/88 at Chicago
	5	9/8/19 vs. Baltimore

PASSING

Season	39	2019
Game	6	10/21/07 vs. New England
	6	9/8/19 vs. Baltimore

INTERCEPTION

Season	8	2004
Game	2	12/18/88 at Pittsburgh
	2	11/23/97 at New England
	2	10/17/99 at New England
	2	11/18/01 vs. N.Y. Jets
	2	10/25/09 vs. New Orleans
	2	10/26/17 at Baltimore
	2	9/15/19 vs. New England

KICKOFF RETURN

Season	2	1994, 2007, 2010
--------	---	------------------

PUNT RETURN

Season	2	2008
--------	---	------

FUMBLE RETURN

Season	3	1974
--------	---	------

BLOCKED FIELD GOAL RETURN

Season	1	1979, 1989, 2010, 2014
--------	---	------------------------

FEWEST TOUCHDOWNS ALLOWED BY RUSHING

Season	6	1998, 1999
--------	---	------------

PASSING

Season	5	1973
--------	---	------

MOST POINTS AFTER TOUCHDOWN SCORED

Season	66	1984
Game	7	11/12/72 vs. New England
	7	11/24/77 at St. Louis
	7	9/3/95 vs. N.Y. Jets
	7	9/8/02 vs. Detroit



TEAM RECORDS

MOST POINTS AFTER TOUCHDOWN SCORED, OPPONENT

Season	49	2007
Game	*8	1/15/00 at Jacksonville
	8	9/8/19 vs. Baltimore
	7	9/18/66 at Buffalo
	7	10/21/07 vs. New England

MOST FIELD GOALS SCORED

Season	39	1999
Game	7	12/8/19 at N.Y. Jets

MOST FIELD GOALS SCORED, OPPONENT

Season	34	2013
Game	5	9/28/69 at Houston
	5	9/25/88 at Indianapolis
	*5	1/17/93 vs. Buffalo
	5	10/13/02 at Denver
	5	9/7/03 vs. Houston
	5	10/7/07 at Houston
	5	9/14/14 at Buffalo
	5	9/29/16 at Cincinnati
	5	12/24/17 at Kansas City

MOST SAFETIES SCORED

Season	3	2005, 2014
Game	2	12/3/17 vs. Denver

MOST SAFETIES SCORED, OPPONENT

Season	4	2015
Game	1	32 times, last 11/3/19 vs. N.Y. Jets

MOST 2-POINT CONVERSION ATTEMPTS

Season	10	1994
Game	4	at Indianapolis, 11/26/95

MOST 2-POINT CONVERSION ATTEMPTS, OPPONENT

Season	5	1995, 2009, 2016, 2019
Game	2	Six times, last 12/22/19 vs. Cincinnati

MOST 2-POINT CONVERSIONS

Season	6	1994
Game	2	at Indianapolis, 11/26/95

MOST 2-POINT CONVERSIONS, OPPONENT

Season	5	2016
Game	2	12/22/19 vs. Cincinnati

SCORE BY QUARTERS, DOLPHINS

1st –	21	12/20/70 vs. Buffalo
	21	10/2/77 vs. Houston
	21	12/5/04 vs. Buffalo
	21	10/25/15 vs. Houston
2nd –	28	12/17/67 vs. Boston
	24	10/23/77 vs. Seattle
	24	10/29/78 vs. Baltimore
	24	11/20/83 vs. Baltimore
	24	10/9/88 at L.A. Raiders
	24	12/1/91 vs. Tampa Bay

3rd –	21	11/3/74 vs. Atlanta
	21	9/12/82 at N.Y. Jets
	21	9/2/84 at Washington
	21	10/11/87 vs. Kansas City
	21	11/12/89 at N.Y. Jets
	21	10/18/92 vs. New England
	21	12/12/94 vs. Kansas City
	21	9/3/95 vs. N.Y. Jets
	21	10/29/00 vs. Green Bay
	21	11/1/09 at N.Y. Jets
	21	12/4/11 vs. Oakland
	21	12/17/16 at N.Y. Jets

4th –	25	10/10/99 at Indianapolis
	24	11/25/01 at Buffalo
	23	12/21/14 vs. Minnesota

SCORE BY QUARTERS, OPPONENT

1st –	24	9/28/68 vs. Kansas City
	*24	1/2/82 vs. San Diego
	*24	1/15/00 at Jacksonville
	24	12/9/07 at Buffalo
2nd –	31	12/14/97 at Indianapolis
	28	9/21/86 at N.Y. Jets
	28	10/21/07 vs. New England
3rd –	24	12/14/14 at New England
	21	12/19/93 vs. Buffalo
	21	12/4/94 vs. Buffalo
	21	10/5/10 vs. New England
	21	11/13/17 at Carolina
	21	10/14/18 vs. Chicago
4th –	30	10/23/00 at N.Y. Jets
	28	10/2/66 at San Diego
	28	12/15/91 at San Diego

SCORE BY QUARTERS, BOTH TEAMS

1st –	35	12/5/04 vs. Buffalo
		Miami 21, Buffalo 14
	27	9/28/68 vs. Kansas City
		Kansas City 24, Miami 3
2nd –	42	9/21/86 at N.Y. Jets
		N.Y. Jets 28, Miami 14
	35	9/3/95 vs. N.Y. Jets
		Miami 21, N.Y. Jets 14
	35	10/21/07 vs. New England
		New England 28, Miami 7
	35	12/9/18 vs. New England
		New England 21, Miami 14
3rd –	37	11/1/09 at N.Y. Jets
		Miami 21, N.Y. Jets 16
	29	9/4/94 vs. New England
		Miami 15, New England 14
	28	12/10/67 vs. San Diego
		Miami 14, San Diego 14
	28	12/19/93 vs. Buffalo
		Buffalo 21, Miami 7
	28	11/27/94 at N.Y. Jets
		Miami 14, N.Y. Jets 14
	28	12/18/13 at Pittsburgh
		Miami 14, Pittsburgh 14
	28	12/24/16 at Buffalo
		Miami 14, Buffalo 14
	28	11/13/17 at Carolina
		Miami 7, Carolina 21



TEAM RECORDS

4th –	41	12/21/14 vs. Minnesota Miami 23, Minnesota 18
	39	10/10/99 at Indianapolis Miami 25, Indianapolis 14
	37	10/23/00 at N.Y. Jets N.Y. Jets 30, Miami 7

MOST CONSECUTIVE QUARTERS HELD SCORELESS BY DOLPHINS

13 1973, 3rd Q in 8th through 3rd Q in 11th

MOST CONSECUTIVE QUARTERS HELD SCORELESS BY OPPONENT

11 1970, 1st Q in 6th through 3rd Q in 8th

SCORE BY HALVES, DOLPHINS

1st –	41	10/25/15 vs. Houston
	35	12/17/67 vs. Boston
	31	12/20/70 vs. Buffalo
	31	12/2/85 vs. Chicago
	31	12/7/86 at New Orleans
2nd –	31	9/22/85 vs. Kansas City
	31	12/12/94 vs. Kansas City
	31	9/3/95 vs. N.Y. Jets

SCORE BY HALVES, OPPONENT

1st –	48	9/18/66 at Buffalo
2nd –	38	10/2/66 at San Diego
	36	10/25/09 vs. New Orleans

SCORE BY HALVES, BOTH TEAMS

1st –	58	9/18/66 at Buffalo
		Buffalo 48, Miami 10
	52	9/21/86 at N.Y. Jets
		N.Y. Jets 31, Miami 21
	52	12/21/08 at Kansas City
2nd –		Kansas City 28, Miami 24
	52	9/8/19 vs. Baltimore
		Baltimore 42, Miami 10
	52	10/9/83 vs. Buffalo
		Miami 28, Buffalo 24

TIME OF POSSESSION (SINCE 1977)

HIGHEST TIME OF POSSESSION

Season	32:38	1979
Game	45:07	9/21/09 vs. Indianapolis
	43:39	12/7/87 vs. N.Y. Jets
	41:55	12/16/96 vs. Buffalo

LOWEST TIME OF POSSESSION

Season	27:02	1988
Game	14:28	9/4/88 at Chicago
	16:32	10/1/89 at Houston
	18:02	10/27/96 vs. Dallas

HIGHEST TIME OF POSSESSION ALLOWED

Season	32:58	1988
Game	46:29	10/4/81 vs. N.Y. Jets (OT)
	45:32	9/4/88 at Chicago
	44:53	10/27/97 vs. Chicago (OT)

LOWEST TIME OF POSSESSION ALLOWED

Season	27:22	1979
--------	-------	------

Game	14:53	9/21/09 vs. Indianapolis
	16:21	12/7/87 vs. N.Y. Jets
	18:05	12/16/96 vs. Buffalo

SCORING DRIVES

LONGEST SCORING DRIVES BY PLAYS

21	1/1/12 vs. N.Y. Jets (TD, 94 yards, 12:29)
18	11/11/07 vs. Buffalo (TD, 80 yards, 9:45)
18	9/14/08 at Arizona (TD, 89 yards, 7:04)
18	12/27/09 vs. Houston (FG, 61 yards, 4:18)
17	seven times (last: 10/4/20 vs. Seattle [FG, 73 yards, 7:59])

BY YARDS

99	9/10/78 at Baltimore (TD, 7 plays, 3:53)
99	9/24/89 vs. N.Y. Jets (TD, 7 plays, 1:27)
98	9/9/18 vs. Tennessee (TD, 12 plays, 5:21)
97	12/15/02 vs. Oakland (TD, 13 plays, 7:53)
97	12/28/14 vs. N.Y. Jets (TD, 1 play, 0:14)
97	10/18/15 at Tennessee (TD, 9 plays, 5:30)

BY TIME OF POSSESSION

12:29	1/1/12 vs. N.Y. Jets (TD, 21 plays, 94)
10:30	10/16/94 vs. L.A. Raiders (FG, 10 plays, 65 yards)
10:16	12/10/01 vs. Indianapolis (TD, 15 plays, 78 yards)
10:09	11/9/09 at New England (TD, 16 plays, 66 yards)
10:01	10/27/74 vs. Baltimore (FG, 16 plays, 73 yards)

LONGEST SCORING DRIVES, OPPONENTS BY PLAYS

20	11/24/97 at Chicago (FG, 77 yards, 11:07)
19	Seven times, last: 12/22/13 at Buffalo (FG, 92 yards, 9:16)

BY YARDS

99	12/11/76 vs. Minnesota (TD, 16 plays, 9:07)
99	10/27/80 at N.Y. Jets (TD, 17 plays, 9:22)
99	9/30/01 at St. Louis (TD, 11 plays, 5:36)
99	9/12/11 vs. New England (TD, 1 play, 0:13)
99	12/11/16 vs. Arizona (TD, 12 plays, 6:43)

BY TIME OF POSSESSION

12:45	12/14/75 at Baltimore (FG, 17 plays, 82 yards)
11:07	11/24/91 at Chicago (FG, 20 plays, 77 yards)
11:05	12/16/01 at San Francisco (TD, 17 plays, 98 yards)

FIRST DOWNS

MOST FIRST DOWNS

Season	387	1984
Game	36	12/21/14 vs. Minnesota
	34	11/24/77 at St. Louis
	34	12/12/88 vs. Cleveland

FEWEST FIRST DOWNS

Season	200	1966
Game	6	11/14/99 at Buffalo
	6	12/12/10 at N.Y. Jets
	6	12/22/13 at Buffalo

MOST FIRST DOWNS ALLOWED

Season	361	2019
--------	-----	------



TEAM RECORDS

Game	39	11/27/88 at N.Y. Jets
	*34	1/2/82 vs. San Diego
	34	11/18/84 at San Diego

FEWEST FIRST DOWNS ALLOWED

Season	186	1972
Game	4	11/11/73 vs. Baltimore
	5	9/2/79 at Buffalo
	7	9/24/72 vs. Houston
	7	10/28/90 at Indianapolis

MOST FIRST DOWNS, BOTH TEAMS

Season	701	1984
Game	*59	1/2/82 vs. San Diego
	59	10/9/83 vs. Buffalo
	59	11/27/88 at N.Y. Jets

FEWEST FIRST DOWNS, BOTH TEAMS

Season	410	1973
Game	15	11/9/69 at Boston
	20	12/12/10 at N.Y. Jets
	21	Three times, last 11/11/73 vs. Baltimore

MOST FIRST DOWNS BY RUSHING

Season	170	1972
Game	19	10/29/72 at Baltimore
	19	11/24/77 at St. Louis

BY PASSING

Season	250	1986
Game	26	12/12/88 vs. Cleveland
	24	9/15/85 vs. Indianapolis
	24	9/21/86 at N.Y. Jets
	24	11/16/86 at Buffalo
	24	9/24/89 vs. N.Y. Jets

BY PENALTY

Season	41	2019
Game	7	11/8/15 at Buffalo
	6	12/4/66 at Denver
	6	11/26/67 vs. Buffalo
	6	9/8/96 at Arizona
	6	12/21/14 vs. Minnesota
	6	10/22/17 vs. N.Y. Jets

FEWEST FIRST DOWNS BY RUSHING

Season	61	2013
Game	0	10/15/67 at Boston
	*0	1/15/00 at Jacksonville
	*0	1/6/01 at Oakland
	0	9/19/04 at Cincinnati
	0	10/6/13 vs. Baltimore
	0	9/20/15 at Jacksonville
	0	11/24/15 at N.Y. Jets
	0	9/24/17 at N.Y. Jets

BY PASSING

Season	91	1973
Game	1	9/4/83 at Buffalo

BY PENALTY

Season	12	2013
--------	----	------

MOST FIRST DOWNS ALLOWED BY RUSHING

Season	155	1988
Game	**24	1/30/83 vs. Washington
	*18	12/30/95 at Buffalo
	18	9/13/20 at New England

BY PASSING

Season	215	2012
Game	23	11/27/88 at N.Y. Jets
	22	11/4/12 at Indianapolis

BY PENALTY

Season	42	2005
Game	7	10/9/83 vs. Buffalo
	7	10/23/00 at N.Y. Jets (OT)
	7	11/13/16 at San Diego

FEWEST FIRST DOWNS ALLOWED BY RUSHING

Season	66	1969
Game	0	12/20/70 vs. Buffalo
	0	10/13/74 at Washington
	*0	1/9/00 at Seattle
	0	9/14/03 at N.Y. Jets
	0	11/23/06 at Detroit
	0	11/2/08 at Denver
	0	10/4/09 vs. Buffalo
	0	9/30/12 at Arizona

BY PASSING

Season	78	1973
Game	0	12/8/68 vs. Boston
	1	11/5/79 vs. Houston
	1	12/12/82 at New England

BY PENALTY

Season	8	1973, 1974
--------	---	------------

TOTAL NET YARDS

MOST NET YARDS

Season	6,936	1984
Game	584	10/23/88 vs. N.Y. Jets
	*569	1/6/85 vs. Pittsburgh
	552	9/30/84 at St. Louis
	552	10/21/84 at New England

FEWEST NET YARDS

Season	3,458	1966
Game	88	10/12/80 at New England
	101	11/14/99 at Buffalo
	103	12/22/13 at Buffalo

MOST NET YARDS ALLOWED

Season	6,364	2019
Game	643	9/8/19 vs. Baltimore
	622	9/12/11 vs. New England
	597	11/27/88 at N.Y. Jets
	593	10/3/76 vs. Los Angeles

FEWEST NET YARDS ALLOWED

Season	3,281	1973
--------	-------	------



TEAM RECORDS

Game	76	10/21/73 vs. Buffalo
	117	10/17/71 vs. New England
	118	10/16/66 vs. Denver
	118	9/21/03 vs. Buffalo

MOST NET YARDS GAINED, BOTH TEAMS

Season	12,374	1986
Game	1,110	9/12/11 vs. New England
	1,066	9/21/86 at N.Y. Jets

FEWEST NET YARDS GAINED, BOTH TEAMS

Season	7,384	1973
Game	335	10/16/66 vs. Denver

RUSHING

MOST RUSHING YARDS

Season	2,960	1972
Game	315	11/11/73 vs. Baltimore
	304	12/3/72 at New England
	302	10/24/71 at N.Y. Jets
	302	11/7/71 vs. Buffalo
	301	9/30/73 vs. New England

FEWEST RUSHING YARDS

Season	1,156	2019
Game	2	11/11/13 at Tampa Bay
	7	11/19/06 vs. Minnesota
	12	11/29/15 at N.Y. Jets
	14	11/19/90 vs. L.A. Raiders
	*14	1/9/99 at Denver
	14	12/23/13 at Buffalo

MOST RUSHING YARDS ALLOWED

Season	2,506	1988
Game	*341	12/30/95 at Buffalo
	305	12/18/88 at Pittsburgh
	299	9/30/07 vs. Oakland

FEWEST RUSHING YARDS ALLOWED

Season	1,430	1994
Game	14	11/2/08 at Denver
	16	9/2/66 vs. Oakland
	16	11/28/10 at Oakland

MOST RUSHING YARDS, BOTH TEAMS

Season	4,627	1978
Game	533	12/24/16 at Buffalo
	508	11/7/71 vs. Buffalo
	487	12/5/76 vs. Buffalo

FEWEST RUSHING YARDS, BOTH TEAMS

Season	2,920	1966
Game	67	9/8/13 at Cleveland
	74	11/23/98 at New England
	79	12/19/99 vs. San Diego

MOST RUSHING ATTEMPTS

Season	613	1972
Game	58	10/5/75 at Green Bay
	56	9/12/82 at N.Y. Jets
	55	11/24/77 at St. Louis

FEWEST RUSHING ATTEMPTS

Season	326	1967
Game	*8	1/8/95 at San Diego
	**9	1/20/85 vs. San Francisco
	9	9/7/86 at San Diego
	9	11/29/15 at N.Y. Jets
	10	9/4/88 at Chicago
	10	12/2/90 at Washington

MOST RUSHING ATTEMPTS, OPPONENT

Season	557	1988
Game	*59	1/12/86 vs. New England
	54	9/4/88 at Chicago
	**52	1/30/83 vs. Washington
	*52	12/30/95 at Buffalo

FEWEST RUSHING ATTEMPTS, OPPONENT

Season	387	1970
Game	7	9/4/94 at Green Bay
	10	11/23/06 at Detroit
	10	12/11/17 vs. New England
	11	9/14/03 at N.Y. Jets
	11	9/21/09 vs. Indianapolis

HIGHEST RUSHING AVERAGE

Season	5.00	1971
---------------	------	------

LOWEST RUSHING AVERAGE

Season	3.12	1997
---------------	------	------

HIGHEST RUSHING AVERAGE, OPPONENT

Season	4.88	1968
---------------	------	------

LOWEST RUSHING AVERAGE, OPPONENT

Season	3.29	2003
---------------	------	------

PASSING

MOST NET YARDS PASSING

Season	5,018	1984
Game	521	10/23/88 vs. N.Y. Jets
	456	9/4/94 vs. New England
	446	9/24/89 vs. N.Y. Jets

FEWEST NET YARDS PASSING

Season	1,582	1973
Game	22	11/23/69 vs. Houston
	*26	12/30/73 vs. Oakland
	26	9/4/83 at Buffalo

MOST NET YARDS PASSING ALLOWED

Season	4,198	2019
Game	516	9/12/11 vs. New England
	449	9/21/86 at N.Y. Jets
	427	10/1/67 at N.Y. Jets

FEWEST NET YARDS PASSING ALLOWED

Season	1,290	1973
Game	1	10/21/73 vs. Buffalo
	11	11/5/79 vs. Houston
	13	12/12/82 at New England



TEAM RECORDS

MOST NET YARDS PASSING, BOTH TEAMS

Season	8,336	1986
Game	884	9/21/86 at N.Y. Jets

FEWEST NET YARDS PASSING, BOTH TEAMS

Season	2,872	1973
Game	72	12/12/82 at New England

MOST GROSS YARDS PASSING

Season	5,146	1984
Game	521	10/23/88 vs. N.Y. Jets
	473	9/4/94 vs. New England
	470	12/2/84 vs. L.A. Raiders

FEWEST GROSS YARDS PASSING

Season	1,675	1973
Game	*34	12/30/73 vs. Oakland
	46	9/4/83 at Buffalo
	46	12/21/03 at Buffalo

MOST GROSS YARDS PASSING ALLOWED

Season	4,353	2019
Game	517	9/12/11 vs. New England
	479	9/21/86 at N.Y. Jets
	440	10/1/67 at N.Y. Jets

FEWEST GROSS YARDS PASSING ALLOWED

Season	1,604	1973
Game	13	12/12/82 at New England
	25	11/5/79 vs. Houston
	35	12/9/73 at Baltimore

MOST PASS ATTEMPTS

Season	645	1986
Game	*66	12/30/95 at Buffalo
	65	12/4/05 vs. Buffalo
	62	10/22/06 vs. Green Bay

FEWEST PASS ATTEMPTS

Season	256	1973
Game	*6	12/30/73 vs. Oakland
	**7	1/13/74 vs. Minnesota
	*8	1/2/72 vs. Baltimore

MOST PASS ATTEMPTS, OPPONENT

Season	600	2012
Game	61	11/1/20 vs. L.A. Rams
	59	10/23/00 at N.Y. Jets (OT)
	58	10/4/92 at Buffalo
	56	11/18/84 at San Diego
	56	9/7/14 vs. New England
	56	12/22/19 vs. Cincinnati

FEWEST PASS ATTEMPTS, OPPONENT

Season	320	1973
Game	5	12/12/82 at New England
	8	11/14/76 at Pittsburgh
	8	12/9/73 at Baltimore

MOST PASS COMPLETIONS

Season	394	2014
Game	39	11/16/86 at Buffalo
	38	11/23/97 at New England
	35	six times (last: 12/21/14 vs. Minnesota)

FEWEST PASS COMPLETIONS

Season	133	1973
Game	3	10/15/73 at Cleveland
	*3	12/30/73 vs. Oakland

MOST PASS COMPLETIONS, OPPONENT

Season	368	2016
Game	38	10/9/83 vs. Buffalo
	37	11/18/84 at San Diego
	37	12/4/16 at Baltimore

FEWEST PASS COMPLETIONS, OPPONENT

Season	151	1973
Game	2	11/9/69 at Boston
	2	12/12/82 at New England
	4	11/14/76 at Pittsburgh

INTERCEPTIONS

MOST INTERCEPTIONS

Season	32	1978, 458 yards
Game	6	12/3/73 vs. Pittsburgh
	6	10/19/75 at N.Y. Jets
	6	9/10/78 at Baltimore
	6	11/21/82 at Buffalo
	6	10/16/83 at N.Y. Jets
	6	12/6/98 at Oakland

FEWEST INTERCEPTIONS

Season	8	2006, 116 yards
--------	---	-----------------

MOST INTERCEPTIONS, OPPONENT

Season	32	1966, 370 yards
Game	6	11/13/66 at Kansas City

FEWEST INTERCEPTIONS, OPPONENT

Season	7	2008, 130 yards
--------	---	-----------------

MOST INTERCEPTION RETURN YARDS

Season	522	1966
Game	218	10/4/92 at Buffalo

FEWEST INTERCEPTION RETURN YARDS

Season	66	2010
--------	----	------

MOST INTERCEPTION RETURN YARDS, OPPONENT

Season	596	1969
Game	160	11/23/97 at New England
	151	12/2/84 vs. L.A. Raiders
	151	11/18/01 vs. N.Y. Jets

FEWEST INTERCEPTION RETURN YARDS, OPPONENT

Season	100	1985
--------	-----	------

PENALTIES

MOST PENALTIES

Season	137	2017, 1,154 yards
Game	18	10/9/05 at Buffalo
	17	11/19/17 vs. Tampa Bay

MOST YARDS PENALIZED

Season	1,154	2017, on 137
--------	-------	--------------



TEAM RECORDS

Game	149	10/12/03 at Jacksonville
	145	12/31/17 vs. Buffalo
	143	10/1/95 at Cincinnati

FEWEST PENALTIES

Season	48	1968, 485 yards
Game	0	12/23/67 vs. Houston
	0	12/8/68 vs. Boston
	0	9/29/91 at N.Y. Jets
	*0	1/10/93 vs. San Diego
	0	12/21/98 vs. Denver
	0	9/15/13 at Indianapolis

FEWEST YARDS PENALIZED

Season	416	1973, on 52
Game	0	12/23/67 vs. Houston
	0	12/8/68 vs. Boston
	0	9/29/91 at N.Y. Jets
	*0	1/10/93 vs. San Diego
	0	12/21/98 vs. Denver
	0	9/15/13 at Indianapolis

MOST PENALTIES, OPPONENT

Season	122	2017, 1,077 yards
Game	19	12/22/85 vs. Buffalo
	17	10/18/87 at N.Y. Jets
	15	10/9/83 vs. Buffalo

MOST YARDS PENALIZED, OPPONENT

Season	1,084	2019, on 111
Game	163	10/4/15 vs. N.Y. Jets (at London)
	156	9/20/69 at Oakland
	144	11/5/67 at Buffalo

FEWEST PENALTIES, OPPONENT

Season	59	1967, 691 yards
Game	1	18 times, last 12/15/13 vs. New England

FEWEST YARDS PENALIZED, OPPONENT

Season	525	1974, on 67
Game	0	10/4/20 vs. Seattle

MOST PENALTIES, BOTH TEAMS

Season	259	2017, 2,231 yards
Game	26	12/22/85 vs. Buffalo
	26	11/19/17 vs. Tampa Bay
	25	10/9/05 at Buffalo

MOST YARDS PENALIZED, BOTH TEAMS

Season	2,231	2017, on 259
Game	243	10/4/15 vs. N.Y. Jets (at London)
	230	10/3/70 vs. Oakland
	227	11/30/69 vs. Boston (at Tampa)

FEWEST PENALTIES, BOTH TEAMS

Season	112	1967, 1,181 yards
Game	2	12/23/67 vs. Houston
	2	11/11/73 vs. Baltimore
	2	12/12/82 at New England

FEWEST YARDS PENALIZED, BOTH TEAMS

Season	1,032	1973, on 113
Game	10	11/11/73 vs. Baltimore
	10	12/12/82 at New England
	13	9/15/13 at Indianapolis

PUNTING

MOST PUNTS

Season	99	2004
Game	11	12/7/03 at New England

MOST PUNT YARDS

Season	4,380	2015, 47.6 average
Game	564	12/12/10 at N.Y. Jets
	501	12/22/13 at Buffalo

FEWEST PUNTS

Season	44	1972
Game	0	9/23/79 vs. Chicago
	0	10/12/86 vs. Buffalo
	0	12/12/88 vs. Cleveland
	0	12/28/03 vs. N.Y. Jets

MOST PUNTS, OPPONENT

Season	102	2004
Game	11	11/11/73 vs. Baltimore
	11	12/7/03 at New England

MOST PUNT YARDS, OPPONENT

Season	4,313	2011, 45.4 average
Game	475	9/20/98 vs. Pittsburgh

FEWEST PUNTS, OPPONENT

Season	52	1967
Game	0	12/17/67 vs. Boston
	0	9/21/97 at Tampa Bay
	0	11/7/10 at Baltimore
	0	9/29/19 vs. L.A. Chargers
	1	20 times, last 11/24/19 at Cleveland

MOST PUNTS, BOTH TEAMS

Season	201	2004
Game	22	12/7/03 at New England

FEWEST PUNTS, BOTH TEAMS

Season	116	1995
Game	1	10/12/86 vs. Buffalo
	2	9/23/79 vs. Chicago
	2	12/12/88 vs. Cleveland

HIGHEST PUNTING AVERAGE

Season	49.7	2012, 76 punts
x-Game	58.8	9/23/12 vs. N.Y. Jets

HIGHEST PUNTING AVERAGE, OPPONENT

Season	46.7	2008, 61 punts
x-Game	56.7	11/24/13 vs. Carolina

x - minimum 4 punts

PUNT RETURNS

MOST PUNT RETURNS

Season	55	1983, 581 yards
Game	7	10/19/69 at Kansas City
	7	9/19/04 at Cincinnati
	7	11/24/13 vs. Carolina



TEAM RECORDS

MOST PUNT RETURN YARDS

Season	581	1983, 55 returns
Game	123	10/19/69 at Kansas City
	123	12/13/93 vs. Pittsburgh

MOST PUNT RETURNS, OPPONENT

Season	50	2015, 526 yards
Game	9	12/12/10 at N.Y. Jets
	8	9/9/66 vs. N.Y. Jets
	8	12/24/05 vs. Tennessee

MOST PUNT RETURN YARDS, OPPONENT

Season	526	2015, 50 returns
Game	116	12/16/18 at Minnesota
	115	10/12/80 at New England
	113	11/16/08 vs. Oakland

KICKOFF RETURNS

MOST KICKOFF RETURNS

Season	78	2007, 1,552 yards
Game	9	9/18/66 at Buffalo
	9	9/7/86 at San Diego
	*9	1/12/91 at Buffalo
	*9	1/15/00 at Jacksonville
	9	12/2/07 vs. N.Y. Jets

MOST KICKOFF RETURN YARDS

Season	1,739	2009, 75 returns
Game	299	11/1/09 at N.Y. Jets
	245	12/5/71 at New England

MOST KICKOFF RETURNS, OPPONENT

Season	85	1995, 1,782 yards
Game	9	11/24/77 at St. Louis
	9	9/3/95 vs. N.Y. Jets

MOST KICKOFF RETURN YARDS, OPPONENT

Season	1,782	1995, 85 returns
Game	251	12/12/94 vs. Kansas City
	248	9/21/08 at New England

SACKS

MOST SACKS

Season	49.0	1983, 363 yards
	49.0	2005, 375 yards
Game	9.0-59.0	10/21/73 vs. Buffalo
	8.0-61.0	9/20/81 at Houston
	8.0-57.0	9/13/98 vs. Buffalo
	8.0-47.0	12/6/98 at Oakland
	8.0-34.0	11/28/04 at San Francisco
	8.0-53.0	11/23/06 at Detroit
	8.0-55.0	9/30/12 at Arizona

FEWEST SACKS

Season	16.0	1966, 180 yards
--------	------	-----------------

MOST SACKS, OPPONENT

Season	58.0	2013, 399 yards and 2019, 313 yards
Game	9.0-53.0	10/17/99 at New England
	9.0-60.0	12/11/11 vs. Philadelphia
	9.0-71.0	12/16/18 at Minnesota

FEWEST SACKS, OPPONENT

Season	7.0	1988, 41 yards
--------	-----	----------------

MOST CONSECUTIVE GAMES WITH NO SACKS ALLOWED

19 5th through 16th in 1988 and 1st through 7th in 1989

MOST SACKS, BOTH TEAMS

Season	100.0	2013, 671 yards
--------	-------	-----------------

FEWEST SACKS, BOTH TEAMS

Season	31.0	1988, 208 yards
--------	------	-----------------

FUMBLES

MOST FUMBLES

Season	42	2004
Game	8	12/9/07 at Buffalo
	7	10/6/96 vs. Seattle

MOST FUMBLES LOST

Season	20	1985
Game	5-5	9/25/83 vs. Kansas City
	*6-5	1/15/00 at Jacksonville
	4-4	10/15/67 at Boston
	5-4	11/15/70 vs. New Orleans
	4-4	9/19/71 at Denver
	*5-4	1/12/86 vs. New England
	4-4	9/7/86 at San Diego
	5-4	10/18/90 vs. New England
	4-4	12/27/98 at Atlanta

FEWEST FUMBLES

Season	12	2000
--------	----	------

MOST FUMBLES, OPPONENT

Season	38	1971, 1983
Game	7	11/7/71 vs. Buffalo
	7	9/18/77 at Buffalo
	7	10/23/83 at Baltimore
	7	12/4/94 vs. Buffalo

MOST FUMBLES LOST, OPPONENT

Season	21	1971, 1978
--------	----	------------

TAKEAWAY/GIVEAWAY

BEST RATIO

Season	+23	1978, 53 TAs, 30 GAs
	+18	1972, 46 TAs, 28 GAs

WORST RATIO

Season	-18	1989, 23 TAs, 41 GAs
	-17	2004, 25 TAs, 42 GAs

MOST TAKEAWAYS

Season	53	1978, 21 FRs, 32 INTs
	46	1966, 15 FRs, 31 INTs
	46	1972, 20 FRs, 26 INTs

FEWEST TAKEAWAYS

Season	15	2017, 6 FRs, 9 INTs
--------	----	---------------------

MOST TAKEAWAYS, OPPONENT

Season	44	1967, 16 FRs, 28 INTs
--------	----	-----------------------



TEAM RECORDS

FEWEST TAKEAWAYS, OPPONENT

Season 13 2008, 6 FRs, 7 INTs

BLOCKED PUNTS

MOST BLOCKED PUNTS

Season 3 2014

ALL-TIME LEADERS

(**boldface** indicates active player)

RUSHING						
PLAYER	YEARS	NO.	YDS.	AVG.	LG	TD
1. Larry Csonka	1968-74, 1979	1,506	6,737	4.5	54t	53
2. Ricky Williams	2002-03, 2005, 2007-10	1,509	6,436	4.3	68t	48
3. Ronnie Brown	2005-10	1,128	4,815	4.3	65t	36
4. Mercury Morris	1969-75	754	3,877	5.1	70t	29
5. Jim Kiick	1968-74	997	3,644	3.7	56	28
6. Tony Nathan	1979-87	732	3,543	4.8	46	16
7. Karim Abdul-Jabbar	1996-99	888	3,063	3.4	45	33
8. Lamar Miller	2012-15	638	2,930	4.6	97t	19
9. Mark Higgs	1990-94	702	2,648	3.8	31	14
10. Delvin Williams	1978-80	643	2,632	4.1	65	13
11. Andra Franklin	1981-84	622	2,232	3.6	29	22
12. Benny Malone	1974-78	503	2,129	4.2	66t	16
13. Lamar Smith	2000-01	622	2,107	3.4	68t	20
14. Reggie Bush	2011-12	443	2,072	4.7	76t	12
15. Bernie Parmalee	1992-98	513	1,959	3.8	47t	15
16. Lorenzo Hampton	1985-89	500	1,949	3.9	54t	22
17. Jay Ajayi	2015-17	447	1,924	4.3	62t	9
18. Sammie Smith	1989-91	509	1,787	3.5	33	15
19. Woody Bennett	1980-88	419	1,744	4.2	25	9
20. Kenyan Drake	2016-19	333	1,532	4.6	66t	9
21. Don Nottingham	1973-77	365	1,524	4.2	56	25
22. Norm Bulaich	1975-79	340	1,498	4.4	63	17
23. Daniel Thomas	2011-14	409	1,480	3.6	55	10
24. Gary Davis	1976-79	317	1,389	4.4	65t	7
25. Troy Stradford	1987-90	343	1,332	3.9	51	10
26. Ryan Tannehill	2012-18	248	1,210	4.9	48	6
27. Travis Minor	2001-06	277	1,133	4.1	56t	8
28. Ron Davenport	1985-89	274	1,127	4.1	64	13
29. Terry Kirby	1993-95	287	1,037	3.6	38	9
30. Bob Griese	1967-80	261	994	3.8	35	7
31. Sammy Morris	2004-06	240	981	4.1	55	8
32. Irving Spikes	1994-97	252	934	3.7	49	8
33. Leroy Harris	1977-78	214	929	4.3	77t	6
34. Jay Fiedler	2000-04	201	834	4.1	30	11
35. David Woodley	1980-83	173	771	4.5	29	9
36. J.J. Johnson	1999-01	219	748	3.4	34	5
37. Frank Gore	2018	156	722	4.6	39	0
38. Myles Gaskin	2019-20	157	610	3.9	27	3
39. Joe Carter	1984-86	118	589	5.0	35	1
40. Stan Mitchell	1966-70	173	548	3.1	30	4
41. Joe Auer	1966-67	165	544	3.3	41	5
42. Marc Logan	1989-91	140	523	3.7	17	2
43. Jesse Chatman	2005, 2007	128	515	4.0	30	1
44. John Avery	1998-99	143	503	3.5	44	2
45. Damien Williams	2014-17	133	477	3.6	69	3
46. Bobby Humphrey	1992	102	471	4.6	21	1
47. Hubert Ginn	1970-75	101	415	4.1	46	3
48. Cecil Collins	1999	131	414	3.2	25t	2
49. Ryan Fitzpatrick	2019-20	84	394	4.7	20	6
50. David Overstreet	1983	85	392	4.6	44	1
51. Keith Byars	1993-96	98	377	3.8	77t	6
52. Chris Chambers	2001-07	41	355	8.7	61	0



ALL-TIME LEADERS

RUSHING						
	PLAYER	YEARS	NO.	YDS.	AVG.	LG TD
53.	Kalen Ballage	2018-19	110	326	3.0	75t 4
54.	Sam Price	1966-68	82	313	3.8	38 1
55.	Abner Haynes	1967	56	274	4.9	65t 2
56.	Lousaka Polite	2008-10	86	270	3.1	14 1
57.	Cookie Gilchrist	1966	72	262	3.6	22 0
58.	Terry Robiskie	1980-81	78	250	3.2	36 2
59.	Nat Moore	1974-86	40	249	6.2	36 1
60.	Steve Howell	1979-81	68	235	3.4	23 1
62.	Billy Joe	1966	71	232	3.3	14 0
62.	Charles Leigh	1971-74	48	228	4.8	34t 1
63.	Patrick Laird	2019-20	73	220	3.0	18 1
64.	Tom Vigorito	1981-85	54	215	4.0	33t 2
	Stan Winfrey	1975-77	55	215	3.9	13 1
66.	Stanley Pritchett	1996-99	63	211	3.3	25 2
67.	Eddie Hill	1981-84	52	209	4.0	24 1
68.	Autry Denson	1999-00	59	206	3.5	20 0
	Mark Walton	2019	53	201	3.8	19 0
70.	Ronald Scott	1987	47	199	4.2	24 3
71.	Jack Harper	1967-68	41	197	4.8	37t 1
72.	Chad Henne	2008-11	66	196	3.0	20 2
73.	Freddie Solomon	1975-77	14	190	13.6	59t 1
74.	Jerris McPhail	1996-97	23	174	7.6	71t 1
75.	James McKnight	2001-03	15	172	11.5	68t 1
76.	Patrick Cobbs	2006-10	37	171	4.6	44 2
77.	Matt Breida	2020	47	168	3.6	12 0
78.	Salvon Ahmed	2020	40	166	4.2	19 1
	Paul Warfield	1970-74	16	166	10.4	39 0
80.	Pete Johnson	1984	68	159	2.3	9 9
	Larry Seiple	1967-77	16	159	9.9	34 0
82.	Knowshon Moreno	2014	31	148	4.8	15 1
83.	Jim Jensen	1981-92	26	142	5.5	23 0
84.	Leonard Henry	2002-04	46	141	3.1	53 0
85.	George Wilson	1966	27	137	5.1	37 0
86.	Thurman Thomas	2000	28	136	4.9	25 0
87.	Rick Casares	1966	43	135	3.1	10 0
	Ray Lucas	2001-02	44	132	3.0	17 3
89.	Tony Paige	1990-92	49	131	2.7	11 3
90.	Lex Hilliard	2009-11	39	130	3.3	18 2
91.	Lorenzo Booker	2007	28	125	4.5	22 0
92.	Ted Ginn, Jr.	2007-09	16	124	7.8	40t 2
	Damon Huard	1997-00	28	124	4.4	25 0
94.	Jonas Gray	2015	31	122	3.9	16 0
95.	Earl Morrall	1972-76	23	120	5.2	31t 1
96.	Jarvis Landry	2014-17	26	119	4.6	22t 1
97.	Rob Konrad	1999-04	38	114	3.0	18t 1
98.	Aaron Craver	1991-94	29	110	3.8	19 1
99.	Cleo Lemon	2005-07	34	109	3.2	11 4
100.	Mark Clayton	1983-92	14	108	7.7	30 0
	Gene Milton	1968-69	9	108	12.0	34 0
102.	Robert Edwards	2002	20	107	5.4	19 1
103.	Samkon Gado	2007	35	104	3.0	20t 3
104.	Scott Secules	1989-91	16	103	6.4	17 1
105.	Scott Mitchell	1990-93	29	99	3.4	32 0
106.	Kyle Mackey	1987	17	98	5.8	17 2
107.	Brandon Bolden	2018	8	91	11.4	54t 2
108.	Dan Marino	1983-99	301	87	0.3	15 9
109.	DeAndre Washington	2020	28	86	3.1	16 0
110.	Pat White	2009	21	81	3.9	33 0
111.	George Chesser	1966-67	18	77	4.3	19 0
112.	Tyler Thigpen	2009-10	14	74	5.3	12 0
113.	Frank Jackson	1966-67	3	70	23.3	48 0
114.	Chad Pennington	2008-10	33	69	2.1	16 1



ALL-TIME LEADERS

RUSHING						
	PLAYER	YEARS	NO.	YDS.	AVG.	LG TD
115.	Matt Moore	2011-17	46	66	1.4	16 2
116.	Brian Hartline	2009-14	7	65	9.3	30 1
	Larry Izzo	1996-00	2	65	32.5	39 0
118.	Lamar Gordon	2004	35	64	1.8	11 0
	Steve Slaton	2011	17	64	3.8	28 1
120.	Gus Frerotte	2005	27	61	2.3	14 0
	Tua Tagovailoa	2020	24	61	2.5	17 1
	Bob Torrey	1979	13	61	4.7	17 1
	Albert Wilson	2018-19	13	61	4.7	28 0
124.	Clarence Bailey	1987	10	55	5.5	13 0
	Arian Foster	2016	22	55	2.5	9 0
126.	Brock Forsey	2004	19	53	2.8	15 0
127.	O.J. McDuffie	1993-01	15	49	3.3	12 0
	Mike Wallace	2013-14	7	49	7.0	13 0
129.	Jim Braxton	1978	20	48	2.4	15 2
130.	Nick Giaquinto	1980-81	8	47	5.9	20 0
131.	Mark Konecny	1987	6	46	7.7	19 0
132.	John Tagliaferri	1987	13	45	3.5	7 1
133.	Lawrence Phillips	1997	18	44	2.4	8 0
134.	Jakeem Grant Sr.	2016-20	12	43	3.6	7 1
135.	Bernie Kosar	1994-96	9	42	4.7	17 1
136.	Rickey Isom	1987	9	41	4.6	8 1
	Rick Norton	1966-69	19	41	2.2	13 0
138.	James Saxon	1992-94	17	36	2.1	9 0
139.	Duriel Harris	1976-83, 1985	3	33	11.0	20 0
	Jordan Howard	2020	28	33	1.2	8 4
	Matt Turk	2000-01, 2003-04	4	33	8.3	23 0
142.	Jay Cutler	2017	19	32	1.7	9 0
	Trent Green	2007	7	32	4.6	23 0
144.	Rich Diana	1982	8	31	3.9	7 0
145.	Davone Bess	2008-12	7	30	4.3	13 0
	Senorise Perry	2017-18	8	30	3.8	12 0
147.	Tom Brown	1987-89	16	29	1.8	6 0
148.	Lee Suggs	2006	6	26	4.3	7 0
	Marcus Thigpen	2012-13	7	26	3.7	9 0
150.	Marlon Moore	2010-13	2	25	12.5	16 0
151.	Craig Erickson	1996-98	15	24	1.6	12 0
	Joey Harrington	2006	19	24	1.3	7 0
	John Stofa	1966-67, 1969-70	7	24	3.4	14 1
154.	Marty Booker	2004-07	6	23	3.8	18 0
	Lynn Bowden Jr.	2020	6	22	3.7	11 0
	Isaiah Pead	2016	8	22	2.8	4 0
157.	Joe Cribbs	1988	5	21	4.2	11 0
	Mike Gillislee	2013-14	6	21	3.5	6 0
	Brock Osweiler	2018	8	21	2.6	7 0
	Dedric Ward	2001-02	2	21	10.5	16 0
	Daunte Culpepper	2006	10	20	2.0	7 1
	Don Strock	1974-87	51	20	0.4	18 2
163.	Brandon Marshall	2010-11	3	16	5.3	13 0
	Samaje Perine	2019	5	16	3.2	9 0
165.	Charles Clay	2011-14	7	15	2.1	13 1
	Brian Griese	2003	5	15	3.0	9 0
167.	Leonte Carroo	2016-18	1	14	14.0	14 0
	MarQueis Gray	2016-17	5	14	2.8	5 0
	Garrett Limbrick	1990	5	14	2.8	5 0
170.	A.J. Feeley	2004-05	14	13	0.9	7t 1
	Jovorskie Lane	2012	13	13	1.0	4 2
	Josh Rosen	2019	3	13	4.3	6 0
	Tom Orosz	1981-82	1	13	13.0	13 0
	Gary Tucker	1968	4	13	3.3	7 0
175.	John Beck	2007-08	9	12	1.3	8 1
	Marlin Briscoe	1972-74	3	12	4.0	17 0



ALL-TIME LEADERS

RUSHING						
	PLAYER	YEARS	NO.	YDS.	AVG.	LG TD
179.	Charles Jordan	1996-98	3	12	4.0	16 0
	Ron Moore	1998	4	12	3.0	4 0
	Terry Anderson	1977-78	1	11	11.0	11 0
	Terry Cole	1971	3	11	3.7	4 0
183.	Isaiah Ford	2019-20	1	11	11.0	11 0
	Cleveland Gary	1994	7	11	1.6	4 0
	Nuu Faaola	1989	2	10	5.0	5 0
	Pete Roth	1987	3	10	3.3	9 0
187.	LaMichael James	2014-15	3	9	3.0	5 0
	Vick King	2004	4	9	2.3	3 0
	David Fales	2017	4	8	2.0	3 1
	Randy McMichael	2002-06	1	8	8.0	8 0
189.	Jimmy Hines	1969	1	7	7.0	7 0
	John Kidd	1994-97	2	7	3.5	4 0
	Hendrick Lusk	1998	1	7	7.0	7 0
	Rishard Matthews	2012-15	2	7	3.5	4 0
193.	Kevin Curtis	2010	1	6	6.0	6 0
	Todd Doxzon	1998	2	6	3.0	3 0
	Craig Ellis	1986	3	6	2.0	2 0
	Tony Martin	1989-93, 1999-00	4	6	1.5	8 0
199.	De'Lance Turner	2019	4	6	1.5	5 0
	Dick Wood	1966	5	6	1.2	7 1
	Reagan Mauia	2007	4	5	1.3	3 0
	Sage Rosenfels	2002-05	9	5	0.6	12 0
205.	Kory Sheets	2009-10	1	5	5.0	5 0
	Don Testerman	1980	1	5	5.0	5 0
	Wes Welker	2004-06	1	5	5.0	5 0
	Robert Wilson	1994-96	2	5	2.5	5 0
208.	Clyde Gates	2011	1	4	4.0	4 0
	Nate Jacquet	1998-99	1	4	4.0	4 0
	Clive Walford	2019	0	4	0.0	4 0
	Fred Banks	1987-93	1	3	3.0	3 0
213.	Chris Clemons	2009-13	1	3	3.0	3 0
	Larry Cowan	1982	1	3	3.0	3 0
	Roosevelt Potts	1997	1	3	3.0	3 0
	Leslie Shepherd	2000	4	3	0.8	14 0
218.	Orleans Darkwa	2014	4	2	0.5	7 0
	Bruce Hardy	1978-89	1	2	2.0	2 0
	Larry Johnson	2011	1	2	2.0	2 0
	Ray Nealy	1997	1	2	2.0	2 0
222.	Matt Haack	2017-20	1	2	2.0	2 0
	Greg Camarillo	2007-09	2	1	0.5	6 0
	JP Losman	2011	2	1	0.5	1 0
	Clayton Fejedelem	2020	1	1	1.0	1 0
230.	Malcolm Perry	2020	2	1	0.5	6 0
	Matt Darr	2015-16	1	0	0.0	0 0
	Jim Del Gaizo	1972, 1975	1	0	0.0	0 0
	Heath Evans	2005	1	0	0.0	0 0
231.	Brandon Fields	2007-14	3	0	0.0	0 0
	Kim Hammond	1968	1	0	0.0	0 0
	Clayton Heath	1976	1	0	0.0	0 0
	Donnie Jones	2005-06	2	0	0.0	0 0
238.	Barry Pryor	1969-70	2	0	0.0	5 0
	Doug Pederson	1993	2	-1	-0.5	5 0
	Danny Amendola	2018	1	-2	-2.0	-2 0
	Obafemi Ayanbadejo	2003	1	-2	-2.0	-2 0
	Guy Benjamin	1978-79	1	-2	-2.0	-2 0
	Bert Emanuel	2000	3	-2	-0.7	0 0
	Mike Michel	1977	1	-2	-2.0	-2 0
	Doug Moreau	1966-69	1	-2	-2.0	-2 0
	Scott Zolak	1999	2	-2	-1.0	-1 0
	Jack Clancy	1967-69	3	-4	-1.3	2 0



ALL-TIME LEADERS

RUSHING

PLAYER	YEARS	NO.	YDS.	AVG.	LG	TD
Steve DeBerg	1993	4	-4	-1.0	-1	0
Irving Fryar	1993-95	3	-4	-1.3	2	0
241. Olindo Mare	1997-06	1	-5	-5.0	-5	0
242. George Roberts	1978-80	1	-7	-7.0	-7	0
243. Reggie Roby	1983-92	5	-8	-1.6	0	0
244. George Mira	1971	6	-9	-1.5	3	0
245. Mark Duper	1982-92	1	-10	-10.0	-10	0
246. Ferrell Edmunds	1988-92	2	-15	-7.5	-4	0
247. Karl Noonan	1966-71	2	-20	-10.0	-9	0

PASSING

PLAYER	YEARS	ATT.	COMP.	YDS.	PCT.	TD	INT	RATE
1. Dan Marino	1983-99	8,358	4,967	61,361	59.4	420	252	86.4
2. Bob Griese	1967-80	3,429	1,926	25,092	56.2	192	172	77.1
3. Ryan Tannehill	2012-18	2,911	1,829	20,434	62.8	123	75	87.0
4. Jay Fiedler	2000-04	1,603	936	11,040	58.4	66	63	76.8
5. Chad Henne	2008-11	1,065	646	7,114	60.7	31	37	75.7
6. David Woodley	1980-83	961	508	5,928	52.9	34	42	65.4
7. Ryan Fitzpatrick	2019-20	756	485	5,438	64.2	32	21	88.1
8. Don Strock	1974-87	688	388	4,613	56.4	39	37	73.5
9. Matt Moore	2011-17	591	359	4,298	60.7	29	19	86.0
10. Chad Pennington	2008-10	552	373	4,085	67.6	20	9	94.5
11. Gus Frerotte	2005	494	257	2,996	52.0	18	13	71.9
12. Jay Cutler	2017	429	266	2,666	62.0	19	14	80.8
13. Earl Morrall	1972-76	284	153	2,335	53.9	17	17	76.2
14. Joey Harrington	2006	388	223	2,236	57.5	12	15	68.2
15. Cleo Lemon	2005-07	377	211	2,185	56.0	8	7	72.2
16. A.J. Feeley	2004-05	356	191	1,893	53.7	11	15	61.7
17. Scott Mitchell	1990-93	241	135	1,805	56.0	12	9	81.0
18. Rick Norton	1966-69	377	156	1,751	41.4	6	30	28.1
19. Damon Huard	1997-00	288	170	1,691	59.0	9	8	74.6
20. Steve DeBerg	1993	188	113	1,521	60.1	6	7	81.0
21. Brock Osweiler	2018	178	113	1,247	63.5	6	4	86.0
22. Tua Tagovailoa	2020	184	114	1,214	62.0	9	1	95.2
23. Ray Lucas	2001-02	163	94	1,090	57.7	4	6	70.8
24. Dick Wood	1966	230	83	993	36.1	4	14	30.6
25. Trent Green	2007	141	85	987	60.3	5	7	72.6
Bernie Kosar	1994-96	152	105	987	69.1	5	6	81.2
27. Craig Erickson	1996-98	127	68	945	53.5	4	3	78.4
28. Daunte Culpepper	2006	134	81	929	60.4	2	3	77.0
29. John Stofa	1966-67, 1969-70	135	61	862	45.2	7	6	65.1
30. Brian Griese	2003	130	74	813	56.9	5	6	69.2
31. Sage Rosenfels	2002-05	109	54	776	49.5	6	6	68.4
32. George Wilson, Jr.	1966	112	46	764	41.1	5	10	42.4
33. Kyle Mackey	1987	109	57	604	52.3	3	5	58.8
34. Josh Rosen	2019	109	58	567	53.2	1	5	52.0
35. John Beck	2007-08	107	60	559	56.1	1	3	62.0
36. Tyler Thigpen	2009-10	70	37	518	52.9	3	4	67.4
37. Scott Secules	1989-92	70	33	393	47.1	2	5	44.5
38. David Fales	2017	43	29	265	67.4	1	1	82.0
39. Jim Del Gaizo	1972, 1975	9	5	165	55.6	2	1	100.5
40. George Mira	1971	30	11	159	36.7	1	1	51.9
41. Ron Jaworski	1987-88	14	9	123	64.3	1	0	116.1
42. Guy Benjamin	1978-79	12	9	119	75.0	1	1	99.0
43. Kim Hammond	1968	26	13	116	50.0	0	2	30.3
44. Jim Jensen	1981-92	7	4	102	57.1	2	0	141.4
45. Marlin Briscoe	1972-74	4	3	72	75.0	0	0	116.7
Albert Wilson	2018-19	3	2	72	66.7	1	0	149.3
47. Larry Seiple	1967-77	3	3	69	100.0	0	0	118.8
48. Ronnie Brown	2005-10	12	4	63	33.3	2	0	91.3
49. Tony Nathan	1979-87	8	4	61	50.0	1	0	115.1



ALL-TIME LEADERS

PASSING

	PLAYER	YEARS	ATT.	COMP.	YDS.	PCT.	TD	INT	RATE
50.	JP Losman	2011	10	6	60	60.0	0	0	77.1
51.	Marty Booker	2004-07	3	1	48	33.3	0	0	81.9
	Mark Clayton	1983-92	2	1	48	50.0	1	1	95.8
53.	Doug Pederson	1993	8	4	41	50.0	0	0	65.1
54.	Jim Kiick	1968-74	3	2	38	66.7	0	0	109.7
55.	Terry Kirby	1993-95	1	1	31	100.0	1	0	158.3
	Nat Moore	1974-86	2	1	31	50.0	0	0	95.8
57.	Danny Amendola	2018	1	1	28	100.0	1	0	158.3
58.	Jack Clancy	1967-69	1	1	17	100.0	0	0	118.8
59.	Eddie Hill	1981-84	2	1	14	50.0	0	0	72.9
60.	Keith Byars	1993-96	2	1	11	50.0	1	0	106.3
	Archie Roberts	1967	10	5	11	50.0	0	1	16.7
62.	Jarvis Landry	2014-17	3	1	9	33.3	0	0	42.4
63.	Scott Stankavage	1987	7	4	8	57.1	0	1	22.6
64.	Troy Stradford	1987-90	2	1	6	50.0	0	0	56.3
65.	Kenny Stills	2015-18	1	1	3	100.0	1	0	118.8
66.	Matt Haack	2017-20	3	1	1	33.3	1	1	42.4
67.	Lynn Bowden Jr.	2020	1	0	0	0.0	0	0	39.6
	Brandon Fields	2007-14	1	0	0	0.0	0	0	39.6
	MarQueis Gray	2016-17	1	0	0	0.0	0	0	39.6
	Bruce Hardy	1978-89	1	0	0	0.0	0	0	39.6
	Booth Lusteg	1967	1	0	0	0.0	0	0	39.6
	Brandon Marshall	2010-11	1	0	0	0.0	0	0	39.6
	Tony Martin	1989-93, 99-00	1	0	0	0.0	0	0	39.6
	Dan McGwire	1995	1	0	0	0.0	0	0	39.6
	Lamar Smith	2000-01	1	0	0	0.0	0	0	39.6
	Freddie Solomon	1975-77	1	0	0	0.0	0	0	39.6
	Mike Wallace	2013-14	1	0	0	0.0	0	0	39.6
	Pat White	2009	5	0	0	0.0	0	0	39.6
	Delvin Williams	1978-80	3	0	0	0.0	0	0	39.6
	Ricky Williams	2002-03, 2005, 2007-10	1	0	0	0.0	0	1	0.0
	Scott Zolak	1999	4	0	0	0.0	0	0	39.6

RECEIVING

	PLAYER	YEARS	NO.	YDS.	AVG.	LG	TD
1.	Mark Clayton	1983-92	550	8,643	15.7	78t	81
2.	Mark Duper	1982-92	511	8,869	17.4	85t	59
3.	Nat Moore	1974-86	510	7,546	14.8	79t	74
4.	O.J. McDuffie	1993-01	415	5,074	12.2	61t	29
5.	Chris Chambers	2001-07	405	5,688	14.0	77t	43
6.	Jarvis Landry	2014-17	400	4,038	10.1	71	22
7.	Tony Nathan	1979-87	383	3,592	9.4	73	16
8.	Davone Bess	2008-12	321	3,447	10.7	41	12
9.	Brian Hartline	2009-14	298	4,243	14.2	80t	12
10.	DeVante Parker	2015-20	291	4,096	14.1	56t	22
11.	Randy McMichael	2002-06	283	3,096	10.9	46	18
12.	Duriel Harris	1976-83, 1985	269	4,534	16.9	64t	18
13.	Bruce Hardy	1978-89	256	2,455	9.6	31	25
14.	Jim Jensen	1981-92	229	2,171	9.5	31	19
15.	Oronde Gadsden	1998-03	227	3,252	14.3	62	22
16.	Jim Kiick	1968-74	221	2,210	10.0	53t	3
17.	Howard Twilley	1966-76	212	3,064	14.5	44	23
18.	Tony Martin	1989-93, 1999-00	202	3,152	15.6	80t	14
19.	Irving Fryar	1993-95	199	3,190	16.0	67t	20
20.	Ricky Williams	2002-03, 2005, 2007-10	197	1,431	7.3	59	6
21.	Marty Booker	2004-07	194	2,627	13.5	60t	11
22.	Anthony Fasano	2008-12, 2017	189	2,211	11.7	35t	24
23.	Ronnie Brown	2005-10	184	1,491	8.1	43	2
24.	Brandon Marshall	2010-11	167	2,228	13.3	65t	9
25.	Keith Byars	1993-96	166	1,433	8.6	34	10
26.	Kenny Stills	2015-18	164	2,566	15.6	75t	24



ALL-TIME LEADERS

RECEIVING						
	PLAYER	YEARS	NO.	YDS.	AVG.	LG TD
27.	Charles Clay	2011-14	161	1,809	11.2	67 14
28.	Troy Stradford	1987-90	159	1,373	8.6	36 2
29.	Paul Warfield	1970-74	156	3,355	21.5	86t 33
30.	Terry Kirby	1993-95	155	1,646	10.6	47 6
31.	Keith Jackson	1992-94	146	1,880	12.9	57t 18
32.	Bernie Parmalee	1992-98	144	1,306	9.1	35 3
33.	Mike Wallace	2013-14	140	1,792	12.8	57 15
	Tony Paige	1990-92	140	1,115	8.0	30 6
35.	Karl Noonan	1966-71	136	1,798	13.2	51t 17
36.	Ted Ginn, Jr.	2007-09	128	1,664	13.0	64 5
37.	Troy Drayton	1996-99	127	1,511	11.9	51 8
38.	Lorenzo Hampton	1985-89	123	954	7.8	39t 6
39.	Jim Mandich	1970-77	121	1,406	11.6	44 23
40.	Ferrell Edmunds	1988-92	117	1,612	13.8	80t 10
	Mike Gesicki	2018-20	117	1,374	11.7	70 11
	Lamar Miller	2012-15	117	887	7.6	54t 3
43.	Kenyan Drake	2016-19	116	936	8.1	52t 6
44.	Greg Camarillo	2007-09	113	1,325	11.7	64t 4
45.	Joe Rose	1980-85	112	1,493	13.3	50 13
46.	Rob Konrad	1999-04	111	854	7.7	25 6
47.	Norm Bulaich	1975-79	109	752	6.9	59t 6
48.	James McKnight	2001-03	107	1,497	14.0	80t 7
	Rishard Matthews	2012-15	107	1,396	13.0	53t 8
50.	Fred Banks	1987-93	99	1,555	15.7	61 8
51.	Stanley Pritchett	1996-99	98	798	8.1	74t 6
52.	Wes Welker	2004-06	96	1,121	11.7	47 1
53.	Dan Johnson	1983-87	94	1,012	10.8	61t 16
54.	Jimmy Cefalo	1978-84	93	1,739	18.7	69t 13
	Ron Davenport	1985-89	93	801	8.6	29 4
56.	Larry Csonka	1968-74, 1979	91	688	7.6	65 4
57.	Mark Ingram	1993-94	88	1,213	13.8	77t 12
	Jack Clancy	1967-69	88	1,157	13.1	50 3
59.	Damien Williams	2014-17	85	733	8.6	58 6
60.	Jakeem Grant Sr.	2016-20	84	965	11.5	65t 5
61.	Lamar Thomas	1996-00	81	1,171	14.5	56t 8
62.	Reggie Bush	2011-12	78	588	7.5	34 3
	Karim Abdul-Jabbar	1996-99	77	527	6.8	36t 1
64.	Dion Sims	2013-16	74	699	9.4	38 8
	Gary Davis	1976-79	74	592	8.0	34 1
66.	Larry Seiple	1967-77	73	934	12.8	41t 7
	Doug Moreau	1966-69	73	926	12.7	43 6
68.	Delvin Williams	1978-80	70	574	8.2	42 1
69.	Albert Wilson	2018-19	69	742	10.8	75t 5
70.	Andre Tillman	1975-78	66	757	11.5	37t 6
71.	David Martin	2007-08	65	753	11.6	61t 5
72.	Freddie Solomon	1975-77	61	973	16.0	58t 5
	Lamar Smith	2000-01	61	435	7.1	65t 4
74.	Brandon Gibson	2013-14	59	621	10.5	46 4
	Danny Amendola	2018	59	575	9.7	39 1
	Tom Vigorito	1981-85	59	439	7.4	31t 2
77.	James Pruitt	1986-88, 1990-91	58	942	16.2	37 8
78.	Marlin Briscoe	1972-74	57	858	15.1	53 7
79.	Daniel Thomas	2011-14	55	412	7.5	32 3
80.	Jerris McPhail	1996-97	54	544	10.1	52 1
	Bobby Humphrey	1992	54	507	9.4	26 1
82.	Fred Barnett	1996-97	53	728	13.7	66 4
	Derek Hagan	2006-08	53	645	12.2	24 3
84.	Sammy Morris	2004-06	51	340	6.7	44 0
85.	Preston Williams	2019-20	50	716	14.3	47 7
	Travis Minor	2001-06	50	353	7.1	29 1
87.	Derrius Thompson	2003-04	49	718	14.7	36 4
88.	Marv Fleming	1970-74	48	523	10.9	36 4



ALL-TIME LEADERS

RECEIVING							
	PLAYER	YEARS	NO.	YDS.	AVG.	LG	TD
	Jay Ajayi	2015-17	48	308	6.4	20	0
90.	Mercury Morris	1969-75	46	491	10.7	50	1
91.	Justin Peelle	2006-07	45	344	7.6	35	3
92.	Eric Green	1995	43	499	11.6	31t	3
	Jordan Cameron	2015-16	43	446	10.4	29	4
94.	Stan Mitchell	1966-70	42	533	12.7	48	5
95.	Isaiah Ford	2018-20	41	428	10.4	28	0
	Julius Thomas	2017	41	388	9.5	27	3
97.	Joe Auer	1966-67	40	481	12.0	68t	6
	Dedric Ward	2001-02	40	381	9.5	22	0
99.	Ed Perry	1997-04	39	308	7.9	46	2
	Myles Gaskin	2019-20	39	300	7.7	35	0
	Woody Bennett	1980-89	39	295	7.6	27	3
102.	Gary Clark	1995	37	525	14.2	42t	2
	Mark Higgs	1990-94	37	294	7.9	21	0
104.	Charles Jordan	1996-98	36	640	17.8	44t	3
105.	Leslie Shepherd	2000	35	446	12.7	46t	4
106.	Jed Weaver	2000-02	34	469	13.8	41	5
107.	Randal Hill	1991, 1995-96	33	669	20.3	61	4
108.	Allen Hurns	2019	32	416	13.0	27	2
	Patrick Cobbs	2006-10	32	409	12.8	80t	4
	Sammie Smith	1989-91	32	310	9.7	53t	1
	Aaron Craver	1991-94	32	304	9.5	28	0
	Leroy Harris	1977-78	32	240	7.5	57	0
	James Saxon	1992-94	32	192	6.0	25	0
114.	Patrick Laird	2019-20	31	260	8.4	21	0
	Nick Giaquinto	1980-81	31	230	7.4	25	2
116.	Greg Baty	1990-94	30	377	12.6	32	4
117.	Durham Smythe	2018-20	29	254	8.8	24	2
	J.J. Johnson	1999-01	29	182	6.3	17	0
	Lousaka Polite	2008-10	29	136	4.7	14	0
120.	Lorenzo Booker	2007	28	237	8.5	22	0
121.	Andre Brown	1989-90	27	459	17.0	48t	5
	Dave Kocourek	1966	27	320	11.9	43	2
	Jesse Chatman	2005, 2007	27	161	6.0	22	0
124.	Bo Roberson	1966	26	519	20.0	80t	2
	Lex Hilliard	2009-11	26	210	8.1	18	2
126.	Frank Jackson	1966-67	25	439	17.6	48	3
	Don Nottingham	1973-77	25	213	8.5	29	0
	Ronnie Lee	1979-82, 1984-89	25	167	6.7	41	3
129.	Irving Spikes	1994-97	24	185	7.7	24	2
130.	Kalen Ballage	2018-19	23	119	5.2	31	0
131.	Gene Milton	1968-69	21	322	15.3	49	1
	Mike Williams	1992-95	21	292	13.9	29	0
	Scott Miller	1991-96	21	274	13.0	27	1
	Joey Haynos	2008-09	21	184	8.8	21	3
135.	Bryan Gilmore	2004-05	20	311	15.6	44t	2
	Donald Lee	2003-04	20	220	11.0	25	2
137.	Scott Schwedes	1987-90	19	370	19.5	65t	2
	Brett Perriman	1997	19	309	16.3	26	1
	Greg Jennings	2015	19	208	10.9	31	1
140.	Otto Stowe	1971-72	18	344	19.1	49	3
	Marlon Moore	2010-13	18	300	16.7	57t	2
	Yatil Green	1997-99	18	234	13.0	27	0
	Autry Denson	1999-00	18	133	7.4	28	0
	Robert Edwards	2002	18	126	7.0	14	1
	Hunter Goodwin	1999-01	18	118	6.6	14	1
	Eddie Hill	1981-84	18	106	5.9	16	1
147.	Benny Malone	1974-78	17	234	13.8	43	0
148.	Thurman Thomas	2000	16	117	7.3	15	1
	Abner Haynes	1967	16	100	6.3	22	0
150.	MarQueis Gray	2016-17	15	184	12.3	53	0



ALL-TIME LEADERS

RECEIVING						
	PLAYER	YEARS	NO.	YDS.	AVG.	LG TD
	Mark Walton	2019	15	89	5.9	18 0
152.	Tom Brown	1987-89	14	123	8.8	23 0
153.	Billy Joe	1966	13	116	8.9	67 1
	Cookie Gilchrist	1966	13	110	8.5	22 1
	Lamar Gordon	2004	13	74	5.7	25 0
	Terry Robiskie	1980-81	13	60	4.6	15 0
157.	Leonte Carroo	2016-18	12	192	16.0	74t 2
	Frank Gore	2018	12	124	10.3	24 1
	Nick O'Leary	2018-19	12	123	10.3	19 1
	Lynn Bowden Jr.	2020	12	122	10.2	22 0
	John Tagliaferri	1987	12	117	9.8	27 0
	Marc Logan	1989-91	12	88	7.3	12 0
	Obafemi Ayanbadejo	2003	12	53	4.4	12 0
164.	Jack Harper	1967-68	11	212	19.3	40 3
	John Roderick	1966-67	11	156	14.2	64 1
	Jim Cox	1968	11	147	13.4	30 0
	Mack Hollins	2020	11	113	10.3	23 1
	Jovorskie Lane	2012	11	79	7.2	24 1
	Joe Carter	1984-86	11	66	6.0	15 0
170.	Preston Carpenter	1966	10	127	12.7	42 0
	Steve Howell	1979-81	10	70	7.0	13 0
	Sam Price	1966-68	10	70	7.0	27 1
	John Avery	1998-99	10	67	6.7	19t 1
174.	Nate Jacquet	1998-99	9	140	15.6	29 0
	Marcus Thigpen	2012-13	9	112	12.4	50 1
	Adam Shaheen	2020	9	110	12.2	43 3
	Matt Breida	2020	9	96	10.7	31 0
	Leland Douglas	1987	9	92	10.2	17 1
179.	Jeff Ogden	2000-01	8	97	12.1	18 1
	Malcolm Perry	2020	8	67	8.4	13 0
	Cris Carter	2002	8	66	8.3	15 1
	Lawrence Sampleton	1987	8	64	8.0	19 0
	David Overstreet	1983	8	55	6.9	20 2
	Lorenzo Diamond	2005	8	54	6.8	18 0
	Rick Casares	1966	8	45	5.6	20 1
186.	Bert Emanuel	2000	7	132	18.9	53t 1
	Eddie Chavis	1987	7	108	15.4	27 0
	Loaird McCreary	1976-78	7	88	12.6	30 3
	Brian Manning	1997	7	85	12.1	21 0
	Bill Cronin	1966	7	83	11.9	21 1
	Michael Egnew	2012-13	7	69	9.9	14 0
	Willie Richardson	1970	7	67	9.6	27 1
	Dominique Jones	2016	7	61	8.7	24 1
194.	Vince Heflin	1982-85	6	98	16.3	46t 1
	Arian Foster	2016	6	78	13.0	50 0
	Jonas Gray	2015	6	72	12.0	25 0
	Armon Binns	2012-13	6	67	11.2	21 0
	Roberto Wallace	2010-11	6	62	10.3	19 0
	Brice Butler	2018	6	60	10.0	23t 1
	Stan Winfrey	1975-77	6	55	9.2	16 1
	David Lewis	1987	6	53	8.8	22 1
	Hubert Ginn	1970-75	6	47	7.8	23 0
	Salvon Ahmed	2020	6	36	6.0	13 0
	Cecil Collins	1999	6	32	5.3	12 0
	Mark Konecny	1987	6	26	4.3	10 0
	Andra Franklin	1981-84	6	15	2.5	6 1
207.	Damon Reilly	1987	5	70	14.0	20 0
	A.J. Derby	2017-18	5	68	13.6	19t 1
	Ronnie Williams	1993-95	5	54	10.8	17 0
	Jake Stoneburner	2015	5	47	9.4	13 2
211.	Mel Baker	1974	4	121	30.3	46t 2
	Elmer Bailey	1980-81	4	105	26.3	39 0



ALL-TIME LEADERS

RECEIVING						
PLAYER	YEARS	NO.	YDS.	AVG.	LG	TD
David Boston	2004-05	4	80	20.0	54	0
Jabar Gaffney	2012	4	68	17.0	30	0
Clive Walford	2019	4	57	14.3	19	0
Brett Carolan	1996	4	48	12.0	21	1
Jim Braxton	1978	4	47	11.8	19	0
Samkon Gado	2007	4	47	11.8	35	0
Tom Boutwell	1969	4	29	7.3	12	0
DeAndre Washington	2020	4	28	7.0	10	0
Garrett Limbrick	1990	4	23	5.8	9	0
Heath Evans	2005	4	17	4.3	5	0
Jamar Martin	2004	4	15	3.8	7	0
Charles Leigh	1971-74	4	9	2.3	7	0
225. Robert Clark	1992	3	59	19.7	45	0
Gene Mingo	1966-67	3	40	13.3	9	0
Bill Darnall	1968-69	3	38	12.7	13	0
Orleans Darkwa	2014	3	31	10.3	17	0
Kory Sperry	2009	3	31	10.3	13	1
Brandon London	2008	3	30	10.0	14	0
Roosevelt Potts	1997	3	27	9.0	13	0
De'Veon Smith	2017	3	27	9.0	13	0
Ernest Wilford	2008	3	25	8.3	15	0
Darian Barnes	2005-06	3	22	7.3	13	0
Gator Hoskins	2014	3	21	7.0	14	0
Brandon Bolden	2018	3	13	4.3	9	1
Anthony Armstrong	2012	3	12	4.0	7	0
Leonard Henry	2002-04	3	12	4.0	7	0
Robert Wilson	1994-96	3	8	2.7	3t	1
Ryan Tannehill	2012-18	3	8	2.7	9	1
241. Kendall Newson	2003-05	2	55	27.5	37	0
Ron Sellers	1973	2	54	27.0	42	0
Mike Caterbone	1987	2	46	23.0	30	0
Mickey Shuler	2010	2	44	22.0	28	0
Desmond Clark	2002	2	42	21.0	26	0
Jim Mertens	1969	2	26	13.0	15	0
Jimmy Hines	1969	2	23	11.5	22	0
Rich Diana	1982	2	21	10.5	13	0
David Woodley	1980-83	2	21	10.5	15t	1
Antonio Callaway	2020	2	20	10.0	13	0
Cleveland Gary	1994	2	19	9.5	11	0
Clyde Gates	2011	2	19	9.5	11	0
Kevin McKenzie	1999	2	18	9.0	13	0
Charles Henry	1991	2	17	8.5	9	0
Brian Kinchen	1988-90	2	15	7.5	12	0
Deon Dyer	2000-02	2	14	7.0	13	0
Cliff Russell	2005-06	2	14	7.0	9	0
Willie Smith	1987	2	13	6.5	8	1
Chandler Cox	2019-20	2	9	4.5	6	0
Ronald Scott	1987	2	7	3.5	5	0
Reagan Mauia	2007	2	5	2.5	5	0
Casey Cramer	2008	2	3	1.5	2t	1
Bob Torrey	1979	2	3	1.5	8	0
Barry Pryor	1969-70	2	-3	-1.5	0	0
Steve Slaton	2011	2	-3	-1.5	-1	0
266. Bo Rather	1973, 1978	1	39	39.0	39	0
Wes Matthews	1966	1	20	20.0	20	0
Tom Beier	1967, 1969	1	19	19.0	19	0
Legedu Naanee	2012	1	19	19.0	19	0
Robert Baker	1999-02	1	17	17.0	17	0
Mike Holmes	1976	1	11	11.0	11	0
Damian Williams	2014	1	14	14.0	14	0
Ricky Isom	1987	1	11	11.0	11	0
Keith Sims	1990-97	1	9	9.0	9	0



ALL-TIME LEADERS

RECEIVING

PLAYER	YEARS	NO.	YDS.	AVG.	LG	TD
Dick Anderson	1968-77	1	8	8.0	8	0
Ronald Bellamy	2004	1	8	8.0	8	0
Nuu Faola	1989	1	8	8.0	8	0
Vick King	2004	1	8	8.0	8	0
Jeron Mastrud	2011-12	1	8	8.0	8	0
Knowshon Moreno	2014	1	8	8.0	8	0
Vern Den Herder	1971-82	1	7	7.0	7t	1
Aaron Halterman	2007	1	7	7.0	7	0
Kevin Curtis	2010	1	6	6.0	6	0
Lawrence Phillips	1997	1	6	6.0	6	0
Isaiah Pead	2016	1	6	6.0	6	0
George Farmer	1987	1	5	5.0	5	0
George Chesser	1966-67	1	4	4.0	4	0
Dewayne Dotson	1994-95, 1997	1	4	4.0	4	0
Doug Easlick	2004	1	4	4.0	4	0
Senorise Perry	2017-18	1	3	3.0	3	0
Alex Holmes	2005	1	2	2.0	2	0
Frank Wainright	1995-98	1	2	2.0	2t	1
Will Heller	2005	1	1	1.0	1t	1
Ron Moore	1998	1	1	1.0	1	0
Jason Sanders	2018-20	1	1	1.0	1t	1
Christian Wilkins	2019-20	1	1	1.0	1t	1
Michael Deiter	2019-20	1	0	0.0	0	0
Ryan Fitzpatrick	2019-20	1	0	0.0	0	0
Damon Huard	1997-00	1	0	0.0	0	0
Jordan Howard	2020	1	-3	-3.0	-3	0
Dan Marino	1983-99	1	-6	-6.0	-6	0
303. Lee Suggs	2006	0	13	—	13	0
Rex Hadnot	2004-07	0	-2	—	-2	0
Samson Satele	2007-08, 2014	0	-3	—	-3	0

SCORING

PLAYER	YEARS	TD	TDR	TDP	TDRT	FG	PAT	PTS.
1. Olindo Mare	1997-06	0	0	0	0	245	313	1048
2. Garo Yepremian	1970-78	0	0	0	0	165	335	830
3. Pete Stoyanovich	1989-95	0	0	0	0	176	246	774
4. Uwe von Schamann	1979-84	0	0	0	0	101	237	540
5. Dan Carpenter	2008-12	0	0	0	0	127	154	535
6. Mark Clayton	1983-92	82	0	81	1	0	0	492
7. Nat Moore	1974-86	75	1	74	0	0	0	450
8. Mark Duper	1982-92	59	0	59	0	0	0	354
9. Larry Csonka	1968-74, 1979	57	53	4	0	0	0	342
10. Ricky Williams	2002-03, 2005, 2007-10	54	48	6	0	0	0	326#
11. Fuad Revez	1985-88	0	0	0	0	53	161	320
12. Jason Sanders	2018-20	1	0	1	0	71	94	313
13. Chris Chambers	2001-07	43	0	43	0	0	0	260#
14. Caleb Sturgis	2013-14	0	0	0	0	55	74	239
15. Ronnie Brown	2005-10	38	36	2	0	0	0	230#
16. Karim Abdul-Jabbar	1996-99	34	33	1	0	0	0	204
17. Mercury Morris	1969-75	33	29	1	3	0	0	198
Tony Nathan	1979-87	33	16	16	1	0	0	198
Paul Warfield	1970-74	33	0	33	0	0	0	198
20. O.J. McDuffie	1993-01	32	0	29	3	0	0	194#
21. Jim Kiick	1968-74	31	28	3	0	0	0	186
22. Lorenzo Hampton	1985-89	28	22	6	0	0	0	168
23. Andrew Franks	2015-16	0	0	0	0	29	74	161
24. Bruce Hardy	1978-89	25	0	25	0	0	0	150
Don Nottingham	1973-77	25	25	0	0	0	0	150
26. Jarvis Landry	2014-17	24	1	22	1	0	0	148##
27. Anthony Fasano	2008-12, 2017	24	0	24	0	0	0	146#
Kenny Stills	2015-18	24	0	24	0	0	0	146#



ALL-TIME LEADERS

SCORING									
	PLAYER	YEARS	TD	TDR	TDP	TDRT	FG	PAT	PTS.
29.	Lamar Smith	2000-01	24	20	4	0	0	0	144
30.	Norm Bulaich	1975-79	23	17	6	0	0	0	138
	Andra Franklin	1981-84	23	22	1	0	0	0	138
	Jim Mandich	1970-77	23	0	23	0	0	0	138
	Howard Twilley	1966-76	23	0	23	0	0	0	138
34.	Oronde Gadsden	1998-03	22	0	22	0	0	0	132
	Lamar Miller	2012-15	22	19	3	0	0	0	132
	DeVante Parker	2015-20	22	0	22	0	0	0	132
37.	Irving Fryar	1993-95	20	0	20	0	0	0	124##
38.	Randy McMichael	2002-06	19	0	18	1	0	0	116#
39.	Jim Jensen	1981-92	19	0	19	0	0	0	114
40.	Keith Jackson	1992-94	18	0	18	0	0	0	110#
	Bernie Parmalee	1992-98	18	15	3	0	0	0	110#
42.	Duriel Harris	1976-83, 1985	18	0	18	0	0	0	108
43.	Ron Davenport	1985-89	17	13	4	0	0	0	102
	Karl Noonan	1966-71	17	0	17	0	0	0	102
45.	Kenyan Drake	2016-19	16	9	6	1	0	0	98#
46.	Keith Byars	1993-96	16	6	10	0	0	0	96
	Dan Johnson	1983-87	16	0	16	0	0	0	96
	Benny Malone	1974-78	16	16	0	0	0	0	96
	Sammie Smith	1989-91	16	15	1	0	0	0	96
50.	Terry Kirby	1993-95	15	9	6	0	0	0	92#
51.	Reggie Bush	2011-12	15	12	3	0	0	0	90
	Charles Clay	2011-14	15	1	14	0	0	0	90
	Mark Higgs	1990-94	15	14	0	1	0	0	90
	Mike Wallace	2013-14	15	0	15	0	0	0	90
55.	Jay Feely	2007	0	0	0	0	21	26	89
	Joe Nedney	1996-97	0	0	0	0	18	35	89
	Cody Parkey	2017	0	0	0	0	21	26	89
58.	Tony Martin	1989-93, 1999-2000	14	0	14	0	0	0	84
	Delvin Williams	1978-80	14	13	1	0	0	0	84
60.	Daniel Thomas	2011-14	13	10	3	0	0	0	80#
61.	Jimmy Cefalo	1978-84	13	0	13	0	0	0	78
	Joe Rose	1980-85	13	0	13	0	0	0	78
	Brian Hartline	2009-14	13	1	12	0	0	0	78
64.	Joe Auer	1966-67	12	5	6	1	0	0	72
	Woody Bennett	1980-88	12	9	3	0	0	0	72
	Davone Bess	2008-12	12	0	12	0	0	0	72
	Mark Ingram	1993-94	12	0	12	0	0	0	72
	Troy Stradford	1987-90	12	10	2	0	0	0	72
69.	Marty Booker	2004-07	11	0	11	0	0	0	70##
70.	Karl Kremser	1969-70	0	0	0	0	13	28	67
71.	Jay Fiedler	2000-04	11	11	0	0	0	0	66
	Mike Gesicki	2018-20	11	0	11	0	0	0	66
	Jakeem Grant Sr.	2016-20	11	1	5	5	0	0	66
74.	Gene Mingo	1966-67	0	0	0	0	11	32	65
75.	Ferrell Edmunds	1988-92	10	0	10	0	0	0	60
	Ted Ginn, Jr.	2007-09	10	2	5	3	0	0	60
	Travis Minor	2001-06	10	8	1	1	0	0	60
	Irving Spikes	1994-97	10	8	2	0	0	0	60
	David Woodley	1980-83	10	9	1	0	0	0	60
80.	Jason Taylor	1997-07, 2009, 2011	9	0	0	9	0	0	58**
81.	Jay Ajayi	2015-17	9	9	0	0	0	0	56#
82.	Pete Johnson	1984	9	9	0	0	0	0	54
	Dan Marino	1983-99	9	9	0	0	0	0	54
	Brandon Marshall	2010-11	9	0	9	0	0	0	54
	Stan Mitchell	1966-70	9	4	5	0	0	0	54
	Tony Paige	1990-92	9	3	6	0	0	0	54
	James Pruitt	1986-88, 1990-91	9	0	8	1	0	0	54
	Freddie Solomon	1975-77	9	1	5	3	0	0	54
	Damien Williams	2014-17	9	3	6	0	0	0	54
90.	Jimmy Keyes	1968-69	0	0	0	0	7	30	51



ALL-TIME LEADERS

SCORING									
	PLAYER	YEARS	TD	TDR	TDP	TDRT	FG	PAT	PTS.
91.	Troy Drayton	1996-99	8	0	8	0	0	0	50#
	James McKnight	2001-03	8	1	7	0	0	0	50#
93.	Fred Banks	1987-93	8	0	8	0	0	0	48
	Gary Davis	1976-79	8	7	1	0	0	0	48
	Rishard Matthews	2012-15	8	0	8	0	0	0	48
	Sammy Morris	2004-06	8	8	0	0	0	0	48
	Stanley Pritchett	1996-99	8	2	6	0	0	0	48
	Dion Sims	2013-16	8	0	8	0	0	0	48
	Lamar Thomas	1996-00	8	0	8	0	0	0	48
100.	Preston Williams	2019-20	7	0	7	0	0	0	46##
101.	Doug Moreau	1966-69	6	0	6	0	1	6	45
102.	Marlin Briscoe	1972-74	7	0	7	0	0	0	42
	Bob Griese	1967-80	7	7	0	0	0	0	42
	Rob Konrad	1999-04	7	1	6	0	0	0	42
	Larry Seiple	1966-67	7	0	7	0	0	0	42
	Ryan Tannehill	2012-18	7	6	1	0	0	0	42
107.	Booth Lusteg	1967	0	0	0	0	7	18	39
108.	Ryan Fitzpatrick	2019-20	6	6	0	0	0	0	38#
109.	Patrick Cobbs	2006-10	6	2	4	0	0	0	36
	Leroy Harris	1977-78	6	6	0	0	0	0	36
	Reshad Jones	2010-19	6	0	0	6	0	0	36
	Andre Tillman	1975-78	6	0	6	0	0	0	36
	Tommy Vigorito	1981-85	6	2	2	2	0	0	36
114.	Andre Brown	1989-90	5	0	5	0	0	0	30
	Lex Hilliard	2009-11	5	2	2	1	0	0	30
	J.J. Johnson	1999-01	5	5	0	0	0	0	30
	David Martin	2007-08	5	0	5	0	0	0	30
	Jed Weaver	2000-02	5	0	5	0	0	0	30
	Albert Wilson	2018-19	5	0	5	0	0	0	30
120.	Dick Anderson	1968-77	4	0	0	4	0	0	24
	Kalen Ballage	2018-19	4	4	0	0	0	0	24
	Fred Barnett	1996-97	4	0	4	0	0	0	24
	Greg Baty	1991-94	4	0	4	0	0	0	24
	Terrell Buckley	1995-99, 2003	4	0	0	4	0	0	24
	Greg Camarillo	2007-09	4	0	4	0	0	0	24
	Jordan Cameron	2015-16	4	0	4	0	0	0	24
	Marv Fleming	1970-74	4	0	4	0	0	0	24
	Brandon Gibson	2013-14	4	0	4	0	0	0	24
	Jack Harper	1967-68	4	1	3	0	0	0	24
	Randal Hill	1991, 1995-96	4	0	4	0	0	0	24
	Jordan Howard	2020	4	4	0	0	0	0	24
	Cleo Lemon	2005-07	4	4	0	0	0	0	24
	Marc Logan	1989-91	4	2	0	2	0	0	24
	Leslie Shepherd	2000	4	0	4	0	0	0	24
	Zach Thomas	1996-07	4	0	0	4	0	0	24
	Derrius Thompson	2003-04	4	0	4	0	0	0	24
137.	Willie Beecher	1987	0	0	0	0	3	12	21
138.	Eric Green	1995	3	0	3	0	0	0	20#
	Derek Hagan	2006-08	3	0	3	0	0	0	20#
	Jovorskie Lane	2012	3	2	1	0	0	0	20#
	Sam Madison	1997-05	3	0	0	3	0	0	20*
142.	John Avery	1998-99	3	2	1	0	0	0	18
	Brandon Bolden	2018	2	2	1	0	0	0	18
	Jack Clancy	1967-69	3	0	3	0	0	0	18
	Tony Franklin	1988	0	0	0	0	4	6	18
	Samkon Gado	2007	3	3	0	0	0	0	18
	Myles Gaskin	2019-20	3	3	0	0	0	0	18
	Nick Giaquinto	1980-81	3	0	2	1	0	0	18
	Hubert Ginn	1970-75	3	3	0	0	0	0	18
	Shayne Graham	2011	0	0	0	0	4	6	18
	Joey Haynos	2008-09	3	0	3	0	0	0	18
	Frank Jackson	1966-67	3	0	3	0	0	0	18



ALL-TIME LEADERS

SCORING									
PLAYER	YEARS	TD	TDR	TDP	TDRT	FG	PAT	PTS.	
Charles Jordan	1996-98	3	0	3	0	0	0	18	
Mike Kozlowski	1979-86	3	0	0	3	0	0	18	
Ronnie Lee	1979-82, 1984-89	3	0	3	0	0	0	18	
Ray Lucas	2001-02	3	3	0	0	0	0	18	
Loaird McCreary	1976-78	3	0	3	0	0	0	18	
Lloyd Mumphord	1969-74	3	0	0	3	0	0	18	
David Overstreet	1983	3	1	2	0	0	0	18	
Justin Peelle	2006-07	3	0	3	0	0	0	18	
Scott Schwedes	1987-90	3	0	2	1	0	0	18	
Ronald Scott	1987	3	3	0	0	0	0	18	
Adam Shaheen	2020	3	0	3	0	0	0	18	
Otto Stowe	1971-72	3	0	3	0	0	0	18	
Marcus Thigpen	2012-13	3	0	1	2	0	0	18	
Julius Thomas	2017	3	0	3	0	0	0	18	
167. Matt Bryant	2004	0	0	0	0	3	7	16	
Wes Welker	2004-06	2	0	1	1	1	1	16	
169. Tim Foley	1970-80	2	0	0	2	0	0	14*	
170. Mel Baker	1974	2	0	2	0	0	0	12	
Charlie Baumann	1991	0	0	0	0	2	6	12	
Bob Baumhower	1977-86	2	0	0	2	0	0	12	
Jim Braxton	1978	2	2	0	0	0	0	12	
Leonte Carroo	2016-18	2	0	2	0	0	0	12	
Gary Clark	1995	2	0	2	0	0	0	12	
Cecil Collins	1999	2	2	0	0	0	0	12	
Robert Edwards	2002	2	1	1	0	0	0	12	
Bryan Gilmore	2004-05	2	0	2	0	0	0	12	
Brent Grimes	2013-15	2	0	0	2	0	0	12	
Abner Haynes	1967	2	2	0	0	0	0	12	
Chad Henne	2008-11	2	2	0	0	0	0	12	
Eddie Hill	1981-84	2	1	1	0	0	0	12	
Liffort Hobley	1987-93	2	0	0	2	0	0	12	
Bobby Humphrey	1992	2	1	1	0	0	0	12	
Allen Hurns	2019	2	0	2	0	0	0	12	
William Judson	1982-89	2	0	0	2	0	0	12	
Dave Kocourek	1966	2	0	2	0	0	0	12	
Donald Lee	2003-04	2	0	2	0	0	0	12	
Kyle Mackey	1987	2	2	0	0	0	0	12	
Brock Marion	1998-03	2	0	0	2	0	0	12	
Don McNeal	1980-89	2	0	0	2	0	0	12	
Jerris McPhail	1996-97	2	1	1	0	0	0	12	
Scott Miller	1991-96	2	0	1	1	0	0	12	
Gene Milton	1968-69	2	0	1	1	0	0	12	
Marlon Moore	2010-13	2	0	2	0	0	0	12	
Matt Moore	2011-17	2	2	0	0	0	0	12	
Jeff Ogden	2000-01	2	0	1	1	0	0	12	
Louis Oliver	1989-93, 1995-96	2	0	0	2	0	0	12	
Ed Perry	1997-04	2	0	2	0	0	0	12	
Sam Price	1966-68	2	1	1	0	0	0	12	
Bo Roberson	1966	2	0	2	0	0	0	12	
Terry Robiskie	1980-81	2	2	0	0	0	0	12	
Durham Smythe	2020	2	0	2	0	0	0	12	
Bill Stanfill	1969-76	2	0	0	2	0	0	12	
Jake Stoneburner	2015	2	0	2	0	0	0	12	
Don Strock	1974-87	2	2	0	0	0	0	12	
Patrick Surtain	1998-04	2	0	0	2	0	0	12	
Troy Vincent	1992-95	2	0	0	2	0	0	12	
Jimmy Warren	1966-69	2	0	0	2	0	0	12	
Dick Westmoreland	1966-69	2	0	0	2	0	0	12	
Stan Winfrey	1975-77	2	1	1	0	0	0	12	
211. Bill Gramatica	2004	0	0	0	0	3	0	9	
212. Walt Aikens	2014-19	1	0	0	1	0	0	8^	
Kim Bokamper	1977-85	1	0	0	1	0	0	8*	



ALL-TIME LEADERS

SCORING									
	PLAYER	YEARS	TD	TDR	TDP	TDRT	FG	PAT	PTS.
	Aaron Craver	1991-94	1	1	0	0	0	0	8#
	Billy Joe	1966	1	0	1	0	0	0	8#
	Curtis Johnson	1970-78	1	0	0	1	0	0	8*
	Patrick Laird	2019-20	1	1	0	0	0	0	8#
218.	Will Allen	2006-11	1	0	0	1	0	0	6
	Kiko Alonso	2016-18	1	0	0	1	0	0	6
	Danny Amendola	2018	1	0	1	0	0	0	6
	Jerome Baker	2018-20	1	0	0	1	0	0	6
	John Beck	2007-08	1	1	0	0	0	0	6
	Don Bessillieu	1979-81	1	0	0	1	0	0	6
	Glenn Blackwood	1979-87	1	0	0	1	0	0	6
	Tim Bowens	1994-04	1	0	0	1	0	0	6
	J.B. Brown	1989-96	1	0	0	1	0	0	6
	Bob Brudzinski	1981-89	1	0	0	1	0	0	6
	Nick Buoniconti	1969-76	1	0	0	1	0	0	6
	Kevin Burnett	2011-12	1	0	0	1	0	0	6
	Brice Butler	2018	1	0	1	0	0	0	6
	Brett Carolan	1996	1	0	1	0	0	0	6
	Cris Carter	2002	1	0	1	0	0	0	6
	Joe Carter	1984-86	1	1	0	0	0	0	6
	Rick Casares	1966	1	0	1	0	0	0	6
	Jesse Chatman	2005, 2007	1	1	0	0	0	0	6
	Casey Cramer	2008	1	0	1	0	0	0	6
	Bill Cronin	1966	1	0	1	0	0	0	6
	Daunte Culpepper	2006	1	1	0	0	0	0	6
	Vontae Davis	2009-11	1	0	0	1	0	0	6
	Louis Delmas	2014	1	0	0	1	0	0	6
	Vern Den Herder	1971-82	1	0	1	0	0	0	6
	A.J. Derby	2017-18	1	0	1	0	0	0	6
	Leland Douglas	1987	1	0	1	0	0	0	6
	Bert Emanuel	2000	1	0	1	0	0	0	6
	Frank Emanuel	1966-69	1	0	0	1	0	0	6
	Tom Erlandson	1966-67	1	0	0	1	0	0	6
	David Fales	2017	1	1	0	0	0	0	6
	A.J. Feeley	2004-05	1	1	0	0	0	0	6
	Minkah Fitzpatrick	2018-19	1	0	0	1	0	0	6
	Cortland Finnegan	2014	1	0	0	1	0	0	6
	Trent Gamble	2000-03	1	0	0	1	0	0	6
	Cookie Gilchrist	1966	1	0	1	0	0	0	6
	Kerry Glenn	1990-92	1	0	0	1	0	0	6
	Hunter Goodwin	1999-01	1	0	1	0	0	0	6
	Frank Gore	2018	1	0	1	0	0	0	6
	Vince Heflin	1982-85	1	0	1	0	0	0	6
	Will Heller	2005	1	0	1	0	0	0	6
	Renaldo Hill	2006-08	1	0	0	1	0	0	6
	Sean Hill	1994-96	1	0	0	1	0	0	6
	Mack Hollins	2020	1	0	1	0	0	0	6
	Trell Hooper	1987	1	0	0	1	0	0	6
	Xavien Howard	2016-20	1	0	0	1	0	0	6
	Steve Howell	1979-81	1	1	0	0	0	0	6
	Ricky Isom	1987	1	1	0	0	0	0	6
	Calvin Jackson	1994-99	1	0	0	1	0	0	6
	Vestee Jackson	1991-93	1	0	0	1	0	0	6
	Pete Jaquess	1966-67	1	0	0	1	0	0	6
	Greg Jennings	2015	1	0	1	0	0	0	6
	Pat Johnson	1995	1	0	0	1	0	0	6
	Dominique Jones	2016	1	0	1	0	0	0	6
	Robert Jones	1998-00	1	0	0	1	0	0	6
	Nate Kaeding	2012	0	0	0	0	1	3	6
	Chuck Klingbeil	1991-95	1	0	0	1	0	0	6
	Bernie Kosar	1994-96	1	1	0	0	0	0	6
	Shaq Lawson	2020	1	0	0	1	0	0	6



ALL-TIME LEADERS

SCORING								
PLAYER	YEARS	TD	TDR	TDP	TDRT	FG	PAT	PTS.
Michael Lehan	2006-08	1	0	0	1	0	0	6
Charles Leigh	1971-74	1	1	0	0	0	0	6
David Lewis	1987	1	0	1	0	0	0	6
Phillip Merling	2008-11	1	0	0	1	0	0	6
Koa Misi	2010-17	1	0	0	1	0	0	6
Kenny Mixon	1998-01	1	0	0	1	0	0	6
Knowshown Moreno	2014	1	1	0	0	0	0	6
Earl Morrall	1972-76	1	1	0	0	0	0	6
Cliff Odom	1990-93	1	0	0	1	0	0	6
Nick O'Leary	2018-19	1	0	1	0	0	0	6
Chad Pennington	2008-10	1	1	0	0	0	0	6
Brett Perriman	1997	1	0	1	0	0	0	6
Lousaka Polite	2008-10	1	1	0	0	0	0	6
Derrick Pope	2004-07	1	0	0	1	0	0	6
Willie Richardson	1970	1	0	1	0	0	0	6
John Roderick	1966-67	1	0	1	0	0	0	6
Eric Rowe	2019-20	1	0	0	1	0	0	6
Salvon Ahmed	2020	1	1	0	0	0	0	6
Jake Scott	1970-75	1	0	0	1	0	0	6
Scott Secules	1989-92	1	1	0	0	0	0	6
Derrick Shelby	2012-15	1	0	0	1	0	0	6
Steve Slaton	2011	1	1	0	0	0	0	6
Gerald Small	1978-83	1	0	0	1	0	0	6
Willie Smith	1987	1	0	1	0	0	0	6
Brian Sochia	1986-91	1	0	0	1	0	0	6
Kory Sperry	2009	1	0	1	0	0	0	6
John Stofa	1966-67, 1969-70	1	1	0	0	0	0	6
John Tagliaferri	1987	1	1	0	0	0	0	6
Tua Tagovailoa	2020	1	1	0	0	0	0	6
Norris Thomas	1977-79	1	0	0	1	0	0	6
Thurman Thomas	2000	1	0	1	0	0	0	6
Bob Torrey	1979	1	1	0	0	0	0	6
Andrew Van Ginkel	2019-20	1	0	0	1	0	0	6
Olivier Vernon	2012-15	1	0	0	1	0	0	6
Frank Wainright	1995-98	1	0	1	0	0	0	6
Fulton Walker	1981-85	1	0	0	1	0	0	6
Willie West	1966-68	1	0	0	1	0	0	6
Jarvis Williams	1988-93	1	0	0	1	0	0	6
Robert Wilson	1994-96	1	0	1	0	0	0	6
Christian Wilkins	2019-20	1	0	1	0	0	0	6
Dick Wood	1966	1	1	0	0	0	0	6
317. Van Tiffin	1987	0	0	0	0	0	4	4
318. Charlie Anderson	2008-09	0	0	0	0	0	0	2*
Kevin Carter	2005-06	0	0	0	0	0	0	2*
Mike Charles	1983-86	0	0	0	0	0	0	2*
A.J. Duhe	1977-84	0	0	0	0	0	0	2*
Terrence Fede	2014-17	0	0	0	0	0	0	2*
Larry Gordon	1976-82	0	0	0	0	0	0	2*
Jermaine Haley	2000-02	0	0	0	0	0	0	2*
Reggie Howard	2004-05	0	0	0	0	0	0	2*
Sammy Knight	2003-04	0	0	0	0	0	0	2*
Senorise Perry	2017	0	0	0	0	0	0	2*
Don Reese	1974-76	0	0	0	0	0	0	2*
Cameron Wake	2009-18	0	0	0	0	0	0	2*
George Wilson	1966	0	0	0	0	0	0	2#

* — safety

— two point conversion

^ — defensive two point conversion

INTERCEPTIONS						
PLAYER	YEARS	NO.	YDS.	AVG.	LG	TD
1. Jake Scott	1970-75	35	425	12.1	47	0
2. Dick Anderson	1968-77	34	792	23.3	96t	3



ALL-TIME LEADERS

INTERCEPTIONS						
	PLAYER	YEARS	NO.	YDS.	AVG.	LG TD
3.	Sam Madison	1997-05	31	487	15.7	42 2
4.	Glenn Blackwood	1979-87	29	398	13.7	50 1
	Patrick Surtain	1998-04	29	298	10.3	43 2
6.	Louis Oliver	1989-93, 1995-96	24	569	23.7	103t 2
	Terrell Buckley	1995-99, 2003	24	425	17.7	91t 3
	William Judson	1982-89	24	368	15.3	61t 2
9.	Gerald Small	1978-83	23	378	16.4	46t 1
10.	Curtis Johnson	1970-78	22	190	8.6	34 0
	Tim Foley	1970-80	22	96	4.4	18 0
12.	Reshad Jones	2010-19	21	361	17.2	54 4
	Xavien Howard	2016-20	21	194	9.2	39 1
14.	Brock Marion	1998-03	20	431	21.6	100t 2
15.	Don McNeal	1980-89	18	163	9.1	30 2
16.	Zach Thomas	1996-07	17	170	10.0	34t 4
17.	J.B. Brown	1989-96	16	293	18.3	48 1
18.	Dick Westmoreland	1966-69	15	231	15.4	42 2
19.	Troy Vincent	1992-95	14	284	20.3	69 2
	Jarvis Williams	1988-93	14	216	15.4	42 1
	Lloyd Mumphord	1969-74	14	187	13.4	51 2
	Lyle Blackwood	1981-86	14	173	12.4	45 0
	Earnie Rhone	1975-84	14	110	7.9	16 0
24.	Brent Grimes	2013-15	13	202	15.5	94t 2
	Willie West	1966-68	13	180	13.8	32 0
	Paul Lankford	1982-91	13	89	6.8	44 0
27.	Charlie Babb	1972-79	12	141	11.8	36 0
	Brian Walker	1997-98, 2000-01	12	92	7.7	31 0
29.	Jimmy Warren	1966-69	11	247	22.5	70t 1
30.	Vontae Davis	2009-11	9	124	13.8	28 1
31.	Mike Kozlowski	1979-86	8	172	21.5	38t 2
	Larry Gordon	1976-82	8	121	15.1	36 0
	Bob Matheson	1971-79	8	111	13.9	34 0
	Jason Taylor	1997-07, 2009, 2011	8	110	13.8	51t 3
	Nick Buoniconti	1969-76	8	89	11.1	24 0
	Jason Allen	2006-10	8	41	5.1	17 0
37.	Sammy Knight	2003-04	7	130	18.6	70 0
	Norris Thomas	1977-79	7	115	16.4	53t 1
	Will Allen	2006-11	7	114	16.3	32t 1
	Bobby McCain	2015-20	7	78	11.1	32 0
	André Goodman	2006-08	7	76	10.9	55 0
42.	Renaldo Hill	2006-08	6	91	15.2	24 0
	Yeremiah Bell	2004-11	6	89	14.8	29 0
	Kim Bokamper	1977-85	6	55	9.2	24t 1
	John Bramlett	1967-68	6	49	8.2	22 0
46.	Bob Petrella	1966-71	5	104	20.8	33 0
	Kiko Alonso	2016-18	5	100	20.0	60t 1
	Bud Brown	1984-88	5	96	19.2	53 0
	Neal Colzie	1979	5	86	17.2	56 0
	Mike Kolen	1970-77	5	85	17.0	29 0
	Liffort Hobley	1987-93	5	61	12.2	22 0
	Fulton Walker	1981-85	5	61	12.2	30 0
	Arturo Freeman	2000-04	5	59	11.8	47 0
	Sean Smith	2009-12	5	56	11.2	31 0
	Bob Brudzinski	1981-89	5	46	9.2	19 0
	Rick Volk	1977-78	5	42	8.4	24 0
	Nolan Carroll	2010-13	5	25	5.0	24 0
	Shawn Wooden	1996-99, 2001-04	5	25	5.0	15 0
	Doug Swift	1970-75	5	17	3.4	12 0
	Don Bessillieu	1979-81	5	13	2.6	12 0
61.	Calvin Jackson	1994-99	4	105	26.3	61t 1
	Lance Schulters	2005, 2007	4	78	19.5	37 0
	Tom Erlandson	1966-67	4	68	17.0	37 1
	Jimmy Wilson	2011-14	4	57	14.3	31 0



ALL-TIME LEADERS

INTERCEPTIONS						
PLAYER	YEARS	NO.	YDS.	AVG.	LG	TD
T.J. McDonald	2017-18	4	48	12.0	31	0
Frank Emanuel	1966-69	4	46	12.5	24	0
John Offerdahl	1986-93	4	44	11.0	28	0
Tim McKyer	1990	4	40	10.0	21	0
Randy Starks	2008-14	4	33	8.3	18	0
Chris Clemons	2009-13	4	29	7.3	29	0
Gene Atkins	1994-96	4	24	6.0	18	0
Nik Needham	2019-20	4	24	6.0	23	0
Mark Brown	1983-88	4	18	4.5	13	0
Michael Stewart	1994-96	4	11	2.8	11	0
Dimitri Patterson	2012-13	4	7	1.8	3	0
Tony Lippett	2015-17	4	0	0.0	0	0
77. Vestee Jackson	1991-93	3	63	21.0	30t	1
Eric Rowe	2019-20	3	61	20.3	35t	1
Ed Taylor	1979-82	3	55	18.3	44	0
Rodney Thomas	1988-90	3	52	17.3	48	0
Bryan Cox	1991-95	3	38	12.7	26	0
Travares Tillman	2005-07	3	38	12.7	22	0
Wahoo McDaniel	1966-68	3	35	11.7	20	0
Derrick Rodgers	1997-02	3	33	11.0	21	0
Jerry Wilson	1996-00	3	32	10.7	19	0
Travis Daniels	2005-07	3	31	10.3	29	0
Steve Towle	1975-80	3	30	10.0	16	0
Pete Jaquess	1966-67	3	27	9.0	27	1
A.J. Duhe	1977-84	3	18	6.0	11	0
Ed Weisacosky	1968-70	3	10	3.3	7	0
Aubrey Beavers	1994-95	3	8	2.7	8	0
Nate Jones	2008-09, 2011	3	0	0.0	0	0
93. Minkah Fitzpatrick	2018-19	2	64	32.0	50t	1
Donovan Rose	1986-87	2	63	31.5	36	0
Jerome Baker	2018-20	2	59	29.5	34	1
Bob Neff	1966-68	2	54	27.0	22	0
Rusty Chambers	1976-80	2	53	26.5	49	0
Dwight Hollier	1992-99	2	47	23.5	36	0
Walt Aikens	2014-19	2	43	21.5	43	0
Ken Ellis	1976	2	40	20.0	40	0
Bobby Harden	1990-93	2	39	19.5	22	0
Robert Sowell	1983-85, 1987	2	36	18.0	29	0
Steven Parker	2019	2	35	17.5	35	0
Bill Stanfill	1969-76	2	32	16.0	17t	2
Kerry Glenn	1990-92	2	31	15.5	31t	1
Jamar Fletcher	2001-03	2	30	15.0	30	0
Akin Ayodele	2008-09	2	29	14.5	17	0
Byron Maxwell	2016-17	2	29	14.5	27	0
Dannell Ellerbe	2013-14	2	25	12.5	16	0
Henry Stuckey	1972-74	2	25	12.5	21	0
George Teague	1997	2	25	12.5	23	0
Tyrone Culver	2008-09	2	24	12.0	23	0
Derrick Shelby	2012-15	2	24	12.0	22t	1
Joey Porter	2007-08	2	19	9.5	14	0
Isa Abdul-Quddus	2016	2	16	8.0	9	0
Tate Randle	1987	2	16	8.0	11	0
John McGeever	1966	2	15	7.5	15	0
Tom Beier	1967, 1969	2	14	7.0	7	0
Robert Jones	1998-00	2	14	7.0	14t	1
Trell Hooper	1987	2	11	5.5	11	0
Benny Sapp	2010-11	2	9	4.5	9	0
Jeris White	1974-76	2	4	2.0	4	0
Tyrone Braxton	1994	2	3	1.5	3	0
Chris Green	1991-94	2	0	0.0	0	0
Derrick Pope	2004-07	2	0	0.0	0	0
126. Louis Delmas	2014	1	81	81.0	81t	1



ALL-TIME LEADERS

INTERCEPTIONS						
PLAYER	YEARS	NO.	YDS.	AVG.	LG	TD
Kenny Mixon	1998-01	1	56	56.0	56t	1
Marvin Mitchell	2011	1	55	55.0	55	0
Jay Brophy	1984-86	1	41	41.0	41	0
Jared Odrick	2010-14	1	39	39.0	39	0
Zack Bowman	2015	1	38	38.0	38	0
Kevin Burnett	2011-12	1	34	34.0	34t	1
Dean Brown	1970	1	32	32.0	32	0
Hugh Green	1985-91	1	28	28.0	28	0
Earl Faison	1966	1	26	26.0	26	0
Phillip Merling	2008-11	1	25	25.0	25t	1
Vern Den Herder	1971-82	1	24	24.0	24	0
Charles Cornelius	1977-78	1	21	21.0	21	0
Bob Bruggers	1966-68	1	20	20.0	20	0
Ralph Ortega	1979-80	1	17	17.0	13	0
Jordan Phillips	2015-18	1	17	17.0	17	0
Bacarri Rambo	2016	1	17	17.0	17	0
Ted Davis	1970	1	15	15.0	15	0
Byron Jones	2020	1	15	15.0	15	0
Karlos Dansby	2010-12	1	14	14.0	14	0
Rick Graf	1987-90	1	14	14.0	14	0
Shawn Lee	1990-91	1	14	14.0	14	0
Cameron Wake	2009-18	1	12	12.0	12	0
Mike Hull	2015-18	1	8	8.0	8	0
Christian Wilkins	2019-20	1	8	8.0	8	0
Richard Marshall	2012	1	7	7.0	7	0
Jackie Shipp	1984-88	1	7	7.0	7	0
Craig Veasey	1993-94	1	7	7.0	7	0
Vince Biegel	2019	1	7	7.0	7	0
Reggie Howard	2004-05	1	5	5.0	5	0
Eric Kumerow	1988-90	1	5	5.0	5	0
Alex Moyer	1985-86	1	4	4.0	4	0
Greg Jeffries	1999-00	1	3	3.0	3	0
Ryan Lewis	2019	1	3	3.0	3	0
Jack Rudolph	1966	1	3	3.0	3	0
Chris Singleton	1993-96	1	3	3.0	3	0
Brendon Ayanbadejo	2003-04	1	2	2.0	2	0
Larry Ball	1972-74, 1977-78	1	2	2.0	2	0
Mike Charles	1983-86	1	2	2.0	2	0
Channing Crowder	2005-10	1	2	2.0	2	0
Mike Reichenbach	1990-91	1	2	2.0	2	0
Randall Edmunds	1968-69	1	1	1.0	1	0
Bruce Alexander	1992-93	1	0	0.0	0	0
Bob Baumhower	1977-86	1	0	0.0	0	0
Tim Bowens	1994-04	1	0	0.0	0	0
Jeff Cross	1989-95	1	0	0.0	0	0
Scott Galyon	2000-02	1	0	0.0	0	0
Jermaine Haley	2000-02	1	0	0.0	0	0
Neville Hewitt	2015-17	1	0	0.0	0	0
Sean Hill	1994-96	1	0	0.0	0	0
Mack Lamb	1967-68	1	0	0.0	0	0
Chris Lammons	2019	1	0	0.0	0	0
Michael Lehan	2006-08	1	0	0.0	0	0
Darrell Malone	1992-94	1	0	0.0	0	0
Brice McCain	2015	1	0	0.0	0	0
Cliff Odom	1990-93	1	0	0.0	0	0
Muhammad Oliver	1994	1	0	0.0	0	0
Jamal Perry	2019-20	1	0	0.0	0	0
Vern Roberson	1977	1	0	0.0	0	0
Bryant Salter	1976	1	0	0.0	0	0
Terrance Shaw	2000	1	0	0.0	0	0
Donnie Spragan	2005-07	1	0	0.0	0	0
R.J. Stanford	2012-14	1	0	0.0	0	0



ALL-TIME LEADERS

INTERCEPTIONS

PLAYER	YEARS	NO.	YDS.	AVG.	LG	TD
Michael Thomas	2013-17	1	0	0.0	0	0
Reggie Torbor	2008-09	1	0	0.0	0	0
Jason Trusnik	2011-14	1	0	0.0	0	0
Jay Williams	2002-04	1	0	0.0	0	0
Jeff Zgonina	2003-06	1	0	0.0	0	0
Daryl Gardener	1996-01	1	-1	-1.0	-1	0

SACKS

PLAYER	YEARS	NO
1. Jason Taylor	1997-2007, 2009, 2011	131.0
2. Cameron Wake	2009-18	98.0
3. Bill Stanfill	1969-76	69.5
4. Doug Betters	1978-87	65.5
5. Vern Den Herder	1971-82	64.0
6. Jeff Cross	1988-95	59.5
7. Trace Armstrong	1995-2000	56.5
8. Bob Baumhower	1977-86	39.5
Kim Bokamper	1977-85	39.5
10. A.J. Duhe	1977-84	38.5

KICKOFF RETURNS (Yards)

PLAYER	YEARS	NO.	YDS.	AVG.	LG	TD
1. Wes Welker	2004-06	166	3,756	22.6	95t	1
2. Ted Ginn, Jr.	2007-09	147	3,386	23.0	101t	2
3. Mercury Morris	1969-75	111	2,947	26.5	105t	3
4. Fulton Walker	1981-85	123	2,944	23.9	90t	1
5. Brock Marion	1998-03	107	2,517	23.5	93	0
6. Jakeem Grant Sr.	2016-20	87	2,160	24.8	102t	2
7. O.J. McDuffie	1993-01	92	2,103	22.9	48	0
8. Irving Spikes	1994-97	89	2,058	23.1	59	0
9. Lorenzo Hampton	1985-89	96	2,025	21.1	46	0
10. Marcus Thigpen	2012-13	77	1,910	24.8	96t	1

PUNT RETURNS (Yards)

PLAYER	YEARS	NO.	FC	YDS.	AVG.	LG	TD
1. Jake Scott	1970-75	127	55	1,330	10.5	77t	1
2. Wes Welker	2004-06	127	64	1,232	9.7	71	0
3. Davone Bess	2008-12	115	85	1,196	10.4	47	0
4. O.J. McDuffie	1993-01	127	91	1,127	8.9	72t	2
5. Jakeem Grant Sr.	2016-20	92	27	912	9.9	88t	3
6. Tom Vigorito	1981-85	79	22	830	10.5	87t	2
7. Freddie Solomon	1975-77	71	5	810	11.4	79t	2
8. Jarvis Landry	2014-17	89	53	804	9.0	69t	1
9. Scott Schwedes	1987-90	75	18	732	9.8	70t	1
10. Jeff Ogden	2000-01	51	22	700	13.7	81t	1



TOP 20 SEASON LEADERS

RUSHING YARDS

NAME	YEAR	YARDS
1. Ricky Williams	2002	1,853
2. Ricky Williams	2003	1,372
3. Jay Ajayi	2016	1,272
4. Delvin Williams	1978	1,258
5. Lamar Smith	2000	1,139
6. Ricky Williams	2009	1,121
7. Larry Csonka	1972	1,117
8. Karim Abdul-Jabbar	1996	1,116
9. Lamar Miller	2014	1,099
10. Reggie Bush	2011	1,086
11. Larry Csonka	1971	1,051
12. Ronnie Brown	2006	1,008
13. Larry Csonka	1973	1,003
14. Mercury Morris	1972	1,000
15. Reggie Bush	2012	986
16. Lamar Smith	2001	968
17. Karim Abdul-Jabbar	1998	960
18. Mercury Morris	1973	954
19. Ronnie Brown	2008	916
20. Mark Higgs	1992	915

PASSING YARDS

NAME	YEAR	YARDS
1. Dan Marino	1984	5,084
2. Dan Marino	1986	4,746
3. Dan Marino	1994	4,453
4. Dan Marino	1988	4,434
5. Ryan Tannehill	2015	4,208
6. Dan Marino	1985	4,137
7. Dan Marino	1992	4,116
8. Ryan Tannehill	2014	4,045
9. Dan Marino	1989	3,997
10. Dan Marino	1991	3,970
11. Ryan Tannehill	2013	3,913
12. Dan Marino	1997	3,780
13. Dan Marino	1995	3,668
14. Chad Pennington	2008	3,653
15. Dan Marino	1990	3,563
16. Ryan Fitzpatrick	2019	3,529
17. Dan Marino	1998	3,497
18. Chad Henne	2010	3,301
19. Ryan Tannehill	2012	3,294
20. Jay Fiedler	2001	3,248

PASSING TOUCHDOWNS

NAME	YEAR	TDs
1. Dan Marino	1984	48
2. Dan Marino	1986	44
3. Dan Marino	1985	30
Dan Marino	1994	30
5. Dan Marino	1988	28
6. Ryan Tannehill	2014	27
7. Dan Marino	1987	26
8. Dan Marino	1991	25
9. Dan Marino	1989	24
Dan Marino	1992	24
Dan Marino	1995	24
Ryan Tannehill	2013	24
Ryan Tannehill	2015	24
14. Dan Marino	1998	23
15. Bob Griese	1977	22

16. Bob Griese	1968	21
Dan Marino	1990	21
18. Dan Marino	1983	20
Jay Fiedler	2001	20
Ryan Fitzpatrick	2019	20

RECEPTIONS

NAME	YEAR	REC
1. Jarvis Landry	2017	112
2. Jarvis Landry	2015	110
3. Jarvis Landry	2016	94
4. O.J. McDuffie	1998	90
5. Mark Clayton	1988	86
Brandon Marshall	2010	86
7. Jarvis Landry	2014	84
8. Chris Chambers	2005	82
9. Brandon Marshall	2011	81
10. Davone Bess	2010	79
11. O.J. McDuffie	1997	76
Davone Bess	2009	76
Brian Hartline	2013	76
14. Terry Kirby (RB)	1993	75
15. O.J. McDuffie	1996	74
Brian Hartline	2012	74
17. Mark Clayton	1984	73
Irving Fryar	1994	73
Randy McMichael (TE)	2004	73
Mike Wallace	2013	73

RECEIVING YARDS

NAME	YEAR	YARDS
1. Mark Clayton	1984	1,389
2. Mark Duper	1986	1,313
3. Mark Duper	1984	1,306
4. Irving Fryar	1994	1,270
5. Brandon Marshall	2011	1,214
6. DeVante Parker	2019	1,202
7. Jarvis Landry	2015	1,157
8. Mark Clayton	1986	1,150
9. Jarvis Landry	2016	1,136
10. Mark Clayton	1988	1,129
11. Chris Chambers	2005	1,118
12. Mark Duper	1991	1,085
13. Brian Hartline	2012	1,083
14. Mark Clayton	1991	1,053
15. O.J. McDuffie	1998	1,050
16. Tony Martin	1999	1,037
17. Brian Hartline	2013	1,016
18. Brandon Marshall	2010	1,014
19. Mark Clayton	1989	1,011
20. Irving Fryar	1993	1,010

POINTS

NAME	YEAR	POINTS
1. Olindo Mare	1999	144
2. Caleb Sturgis	2014	128
3. Pete Stoyanovich	1992	124
4. Pete Stoyanovich	1991	121
5. Jason Sanders	2020	111
6. Pete Stoyanovich	1995	118
7. Garo Yepremian	1971	117
Olindo Mare	1997	117
Olindo Mare	2000	117



TOP 20 SEASON LEADERS

10.	Fuad Reveiz	1985	116
11.	Garo Yepremian	1972	115
	Dan Carpenter	2010	115
13.	Olindo Mare	2002	114
14.	Garo Yepremian	1973	113
	Dan Carpenter	2011	113
16.	Dan Carpenter	2009	112
17.	Caleb Sturgis	2013	111
18.	Uwe von Schamann	1981	109
	Pete Stoyanovich	1993	109
20.	Mark Clayton (WR)	1984	108
	Olindo Mare	2005	108

SACKS

	NAME	YEAR	SACKS
1.	Bill Stanfill	1973	18.5
	Jason Taylor	2002	18.5
3.	Joey Porter	2008	17.5
4.	Trace Armstrong	2000	16.5
5.	Doug Betters	1983	16.0
6.	Adewale Ogunleye	2003	15.0
	Cameron Wake	2012	15.0
8.	Jason Taylor	2000	14.5
9.	Doug Betters	1984	14.0
	Bryan Cox	1992	14.0
	Cameron Wake	2010	14.0
12.	Jason Taylor	2006	13.5
13.	Jason Taylor	2003	13.0
14.	Trace Armstrong	1996	12.0
	Jason Taylor	2005	12.0
16.	Jeff Cross	1990	11.5
	Olivier Vernon	2013	11.5
	Cameron Wake	2014	11.5
	Cameron Wake	2016	11.5
20.	Mel Branch	1968	11.0
	Vern Den Herder	1975	11.0
	Jason Taylor	2007	11.0

TACKLES

	NAME	YEAR	TACKLES
1.	Steve Towle	1976	217
2.	Zach Thomas	2002	195
3.	Zach Thomas	2003	184
4.	Zach Thomas	1996	180
	Zach Thomas	2001	180
6.	Rusty Chambers	1979	178
7.	Earnie Rhone	1981	171
8.	Zach Thomas	2004	168
9.	Zach Thomas	1999	167
10.	Zach Thomas	2005	166
11.	Zach Thomas	2006	165
12.	Steve Towle	1975	164
13.	Nick Buoniconti	1973	162
14.	Zach Thomas	1998	160
15.	Rusty Chambers	1978	151
16.	Zach Thomas	1997	149
17.	Bryan Cox	1994	147
18.	Nick Buoniconti	1972	146
	Bob Baumhower	1979	146
20.	Nick Buoniconti	1970	145

INTERCEPTIONS

	NAME	YEAR	INTs
1.	Dick Westmoreland	1967	10
2.	Xavien Howard	2020	9
3.	Willie West	1966	8
	Dick Anderson	1968	8
	Dick Anderson	1970	8
	Dick Anderson	1973	8
	Jake Scott	1974	8
	Terrell Buckley	1998	8
	Sam Madison	1998	8
10.	Jake Scott	1971	7
	Gerald Small	1980	7
	Sam Madison	1999	7
	Brian Walker	2000	7
	Patrick Surtain	2003	7
	Xavien Howard	2018	7
16.	Jake Scott	1975	6
	Tim Foley	1978	6
	William Judson	1983	6
	Glenn Blackwood	1984	6
	Glenn Blackwood	1985	6
	Terrell Buckley	1996	6
	Patrick Surtain	2002	6



DOLPHINS OUTSTANDING PERFORMANCES

GAMES OF 300+ PASSING YARDS

PLAYER	DATE	OPPONENT	ATT.	COMP.	YDS.	TD	INT.	LG
Dan Marino	10/23/88	N.Y. JETS	60	35	521	3	5	56
Dan Marino	9/4/94	NEW ENGLAND	42	23	473	5	1	64t
Dan Marino	12/2/84	L.A. RAIDERS	57	35	470	4	2	64
Dan Marino	10/1/95	at Cincinnati	48	33	450	2	1	58
Dan Marino	9/21/86	at N.Y. Jets	50	30	448	6	2	46t
Dan Marino	9/25/94	at Minnesota	54	29	431	3	3	43
Ryan Tannehill	9/30/12	at Arizona	41	26	431	1	2	80t
Dan Marino	9/30/84	at St. Louis	36	24	429	3	0	51
Dan Marino	9/24/89	N.Y. JETS	55	33	427	3	2	43t
Dan Marino	11/4/84	at N.Y. Jets	42	23	422	2	2	54
* Dan Marino	12/30/95	at Buffalo	64	33	422	2	3	45t
* Dan Marino	1/6/85	PITTSBURGH	32	21	421	4	1	41
Ryan Fitzpatrick	12/22/19	CINCINNATI	52	31	419	4	1	51
Chad Henne	9/12/11	New England	49	30	416	2	1	31
Joey Harrington	10/22/06	GREEN BAY	62	33	414	2	3	44
David Woodley	10/25/81	at Dallas	37	21	408	3	5	69t
Dan Marino	12/9/84	at Indianapolis	41	29	404	4	1	42
Dan Marino	11/16/86	at Buffalo	54	39	404	4	0	39
Dan Marino	12/12/88	CLEVELAND	50	30	404	4	3	46
* Don Strock	1/2/82	SAN DIEGO	43	29	403	4	1	50t
Dan Marino	12/14/86	at L.A. Rams	46	29	403	5	1	69t
Ryan Tannehill	12/21/14	MINNESOTA	47	35	396	4	1	41
Dan Marino	12/20/87	WASHINGTON	50	22	393	3	1	59t
Dan Marino	10/10/99	at Indianapolis	38	25	393	2	0	62
Dan Marino	9/29/85	at Denver	43	25	390	3	0	73
Dan Marino	11/23/97	at New England	60	38	389	0	3	27
Ryan Tannehill	9/18/16	at New England	45	32	387	2	2	33
Brock Osweiler	10/14/18	CHICAGO	44	28	380	3	2	75t
Dan Marino	12/13/87	at Philadelphia	39	25	376	3	1	54
Dan Marino	10/12/97	at N.Y. Jets	38	27	372	2	0	36t
Bernie Kosar	10/15/95	at New Orleans	42	29	368	3	2	31t
Dan Marino	12/9/90	PHILADELPHIA	54	27	365	2	0	37
Steve DeBerg	12/5/93	N.Y. Giants	41	26	365	1	2	44
Ryan Fitzpatrick	12/1/19	PHILADELPHIA	39	27	365	3	1	43t
Chad Henne	9/26/10	N.Y. JETS	44	26	363	2	1	40
Dan Marino	11/10/85	N.Y. JETS	37	21	362	3	3	60
Gus Frerotte	11/13/05	NEW ENGLAND	47	25	360	2	1	47
Dan Marino	11/6/88	at New England	51	29	359	1	2	32
Dan Marino	11/12/89	at N.Y. Jets	34	18	359	3	2	78t
Dan Marino	11/27/94	at N.Y. Jets	44	31	359	4	2	28t
Ryan Tannehill	9/20/15	at Jacksonville	44	30	359	2	0	48
Dan Marino	10/25/92	INDIANAPOLIS	45	25	355	2	3	48t
Dan Marino	12/21/98	DENVER	38	23	355	4	1	56t
Dan Marino	11/27/88	at N.Y. Jets	35	17	353	5	0	80t
Ryan Tannehill	11/29/15	at N.Y. Jets	58	33	351	3	1	40
Ryan Tannehill	1/3/16	NEW ENGLAND	38	25	350	2	0	46
Ryan Fitzpatrick	10/11/20	at San Francisco	28	22	350	3	0	70
Bob Griese	11/20/78	at Houston	33	23	349	2	1	47
Chad Henne	12/20/09	at Tennessee	46	29	349	1	3	57
Ryan Tannehill	12/14/14	at New England	47	29	346	1	2	50
Dan Marino	12/8/85	at Green Bay	44	30	345	5	1	61
Scott Mitchell	10/31/93	KANSAS CITY	33	22	344	3	0	77t
Steve DeBerg	12/13/93	PITTSBURGH	44	27	344	1	2	47
Dan Marino	12/3/95	ATLANTA	50	35	343	2	2	32
Chad Pennington	11/23/08	NEW ENGLAND	41	24	341	3	1	46
Dan Marino	12/17/84	DALLAS	40	23	340	4	2	63
Dan Marino	12/24/89	KANSAS City	47	28	339	3	1	35
Dan Marino	11/18/84	at San Diego	41	28	338	2	1	32
Dan Marino	10/12/86	BUFFALO	41	24	337	1	1	39
Chad Henne	12/6/09	NEW ENGLAND	52	29	335	2	1	29
Dan Marino	10/22/89	GREEN BAY	37	24	333	2	2	61
Dan Marino	11/12/95	NEW ENGLAND	37	27	333	2	2	31t



DOLPHINS OUTSTANDING PERFORMANCES

GAMES OF 300+ PASSING YARDS								
PLAYER	DATE	OPPONENT	ATT.	COMP.	YDS.	TD	INT.	LG
Dan Marino	11/1/87	PITTSBURGH	31	25	332	4	2	50t
Ryan Tannehill	12/1/13	at N.Y. Jets	43	28	331	2	1	31t
Dan Marino	11/17/85	at Indianapolis	37	22	330	1	0	42
Dan Marino	9/15/85	INDIANAPOLIS	48	29	329	2	0	26
Dan Marino	10/16/88	SAN DIEGO	45	26	329	1	0	51
Ryan Tannehill	12/27/15	INDIANAPOLIS	38	26	329	0	1	49
Jay Fiedler	12/28/03	N.Y. JETS	29	21	328	1	1	59
Ryan Fitzpatrick	9/20/20	BUFFALO	47	31	328	2	0	27
Bob Griese	9/14/69	at Cincinnati	39	19	327	1	2	50
Dan Marino	11/18/91	BUFFALO	42	23	326	2	2	41
Dan Marino	9/7/97	TENNESSEE	43	24	324	0	0	50
* Dan Marino	1/12/91	at Buffalo	49	23	323	3	2	64t
Dan Marino	10/12/98	at Jacksonville	49	30	323	2	1	28
Ryan Fitzpatrick	11/17/19	BUFFALO	45	32	323	0	0	50
Don Strock	12/15/79	N.Y. JETS	41	26	322	1	2	38
Dan Marino	10/9/83	BUFFALO	29	19	322	3	2	63
Dan Marino	9/14/92	at Cleveland	35	25	322	1	0	47
Dan Marino	12/27/99	N.Y. JETS	52	29	322	3	3	32t
Chad Henne	12/27/09	HOUSTON	55	35	322	1	1	35
Dan Marino	10/14/84	HOUSTON	32	25	321	3	0	32
Dan Marino	10/6/91	at New England	38	25	321	2	0	34
Dan Marino	11/16/92	BUFFALO	33	22	321	2	1	55
Dan Marino	12/13/98	N.Y. JETS	57	30	321	1	1	31
Dan Marino	12/27/98	at Atlanta	36	21	320	1	2	50
Jay Fiedler	12/22/01	at New England	37	21	320	1	0	44
Ryan Fitzpatrick	12/29/19	at New England	41	28	320	1	0	28
Ryan Tannehill	9/15/13	at Indianapolis	34	23	319	1	0	67
Ryan Tannehill	9/25/16	Cleveland	39	25	319	3	2	42t
** Dan Marino	1/20/85	vs. San Francisco	50	29	318	1	2	30
Trent Green	9/23/07	at N.Y. Jets	36	23	318	1	1	43
Dan Marino	10/21/84	at New England	39	24	316	4	1	28
Tua Tagovailoa	12/13/20	KANSAS CITY	48	28	316	2	1	29t
Cleo Lemon	12/16/07	BALTIMORE	39	23	315	1	0	64t
Ryan Fitzpatrick	10/4/20	SEATTLE	45	29	315	0	2	26
Chad Pennington	10/26/08	BALTIMORE	30	22	314	1	0	64
Dan Marino	12/5/99	INDIANAPOLIS	38	24	313	3	1	33t
Dan Marino	11/20/94	at Pittsburgh	45	31	312	1	1	45
Ryan Tannehill	12/15/13	NEW ENGLAND	37	25	312	3	0	39t
Dan Marino	9/2/84	at Washington	28	21	311	5	0	74
Dan Marino	12/4/94	BUFFALO	42	25	311	3	3	45t
Jay Cutler	11/5/17	Oakland	42	34	311	3	0	27
Dan Marino	12/7/97	DETROIT	39	24	310	2	1	27t
Jay Fiedler	9/29/02	at Kansas City	45	29	310	1	4	38
Ryan Tannehill	11/24/13	CAROLINA	42	28	310	1	1	57
David Woodley	9/27/81	at Baltimore	30	19	309	2	0	48
John Stofa	12/18/66	HOUSTON	38	22	307	4	2	48t
Dan Marino	12/1/91	TAMPA BAY	32	20	307	2	0	51
Chad Henne	11/28/10	at Oakland	30	17	307	2	1	57t
Ryan Tannehill	10/6/13	BALTIMORE	40	21	307	1	0	49
Ryan Tannehill	11/8/15	at Buffalo	35	26	307	0	0	46
Bob Griese	10/17/76	KANSAS CITY	35	25	306	1	2	39
Chad Henne	10/4/10	NEW ENGLAND	38	28	305	2	3	28t
Dan Marino	12/4/88	INDIANAPOLIS	32	26	304	3	1	55
Dan Marino	11/30/86	ATLANTA	40	20	303	2	4	54t
Dan Marino	10/25/87	BUFFALO	36	24	303	4	0	25t
A.J. Feeley	12/5/04	BUFFALO	51	25	303	3	5	36
Dan Marino	10/20/85	TAMPA BAY	39	27	302	3	1	42
Dan Marino	9/28/86	SAN FRANCISCO	46	27	301	1	4	24
Dan Marino	12/10/89	NEW ENGLAND	32	21	300	0	1	36
Ryan Tannehill	10/29/15	at New England	44	28	300	0	2	29



DOLPHINS OUTSTANDING PERFORMANCES

GAMES OF 100+ RECEIVING YARDS

PLAYER	DATE	OPPONENT	NO.	YDS.	TD	LG
Brian Hartline	9/30/12	at Arizona	12	253	1	80t
Chris Chambers	12/4/05	BUFFALO	15	238	1	57
Mark Duper	11/10/85	N.Y. JETS	8	217	2	60t
Irving Fryar	9/4/94	NEW ENGLAND	5	211	3	54t
Nat Moore	10/4/81	N.Y. JETS	7	210	2	52
Mark Duper	10/9/83	BUFFALO	7	202	2	63
Duriel Harris	10/28/79	GREEN BAY	10	180	1	37t
Kenny Stills	11/19/17	TAMPA BAY	7	180	1	61t
Mark Duper	9/2/84	at Washington	6	178	2	74t
Mark Clayton	12/2/84	L.A. RAIDERS	9	177	2	64t
Ted Ginn, Jr.	10/26/08	BUFFALO	7	175	0	64
Mark Clayton	9/21/86	at N.Y. Jets	8	174	1	42
Mark Duper	9/23/84	INDIANAPOLIS	7	173	2	80t
Mark Duper	12/20/87	WASHINGTON	6	170	3	59t
Tony Martin	10/10/99	at Indianapolis	10	166	1	40
Brandon Marshall	9/26/10	N.Y. JETS	10	166	1	40
Duriel Harris	10/25/81	at Dallas	6	165	0	45
Jarvis Landry	11/29/15	at N.Y. Jets	13	165	1	40
Jimmy Cefalo	10/25/81	at Dallas	5	164	1	69t
Mark Duper	9/30/84	at St. Louis	8	164	0	51
Bo Roberson	12/4/66	at Denver	6	161	0	71
Irving Fryar	9/25/94	at Minnesota	6	160	0	43
DeVante Parker	12/11/19	PHILADELPHIA	7	159	2	43t
Paul Warfield	11/14/71	PITTSBURGH	3	158	3	86t
Mark Duper	11/4/84	at N.Y. Jets	7	155	0	54
Albert Wilson	10/14/18	CHICAGO	6	155	2	75t
Mark Duper	9/21/86	at N.Y. Jets	7	154	2	46t
* O.J. McDuffie	12/30/95	at Buffalo	11	154	1	31
Mark Clayton	10/23/88	N.Y. JETS	10	153	2	45t
Oronde Gadsden	12/27/98	at Atlanta	9	153	0	50
Chris Chambers	12/28/03	N.Y. JETS	9	153	1	24
Mark Clayton	12/17/84	DALLAS	4	150	3	63t
* Mark Duper	1/6/85	PITTSBURGH	5	148	2	41t
Terry Kirby	12/19/93	Buffalo	9	148	1	30t
Paul Warfield	9/19/71	at Denver	6	146	1	36
Chris Chambers	1/2/05	at Baltimore	4	146	1	76t
Duriel Harris	11/8/81	at New England	8	145	0	55
Mark Duper	12/14/86	at L.A. Rams	5	145	3	69t
Nat Moore	12/17/77	BUFFALO	5	144	1	67
Mark Clayton	9/30/84	at St. Louis	5	143	1	42
Mark Clayton	9/7/86	at San Diego	5	143	2	49t
Brandon Marshall	12/24/11	at New England	6	143	1	47
Otto Stowe	11/27/72	ST. LOUIS	6	140	2	37t
* Paul Warfield	12/25/71	at Kansas City	7	140	0	42
Paul Warfield	11/17/74	BUFFALO	4	139	1	54
Fred Barnett	12/8/96	N.Y. GIANTS	4	139	0	66
Brandon Marshall	9/12/11	New England	7	139	0	31
Mark Clayton	9/1/91	at Buffalo	6	138	2	43t
Chris Chambers	12/15/02	OAKLAND	7	138	0	40
Patrick Cobbs	10/12/08	at Houston	3	138	2	80t
O.J. McDuffie	10/27/97	CHICAGO	7	137	0	55
DeVante Parker	12/29/19	at New England	8	137	0	28
Lamar Thomas	12/21/98	DENVER	6	136	3	56t
O.J. McDuffie	9/7/97	TENNESSEE	8	135	0	50
Jarvis Landry	9/18/16	at New England	10	135	0	33
Kenny Stills	12/9/18	NEW ENGLAND	8	135	1	43
DeVante Parker	11/17/19	BUFFALO	7	135	0	50
Mark Duper	10/30/83	L.A. RAMS	7	134	1	46t
Mark Duper	12/9/91	CINCINNATI	7	134	1	43t
DeVante Parker	10/25/18	at Houston	6	134	0	46
Paul Warfield	12/10/72	at N.Y. Giants	4	132	1	44
Mark Duper	10/23/88	N.Y. JETS	6	132	0	56



DOLPHINS OUTSTANDING PERFORMANCES

GAMES OF 100+ RECEIVING YARDS						
PLAYER	DATE	OPPONENT	NO.	YDS.	TD	LG
O.J. McDuffie	11/8/98	INDIANAPOLIS	9	132	2	61t
Mike Gesicki	9/20/20	BUFFALO	8	130	1	27
Mark Duper	10/15/89	at Cincinnati	5	129	0	41
Davone Bess	11/25/12	Seattle	7	129	0	39
Bo Roberson	9/18/66	at Buffalo	5	128	1	54t
Marlin Briscoe	11/12/72	NEW ENGLAND	4	128	2	51t
Mark Clayton	12/3/89	at Kansas City	9	128	1	47
Chris Chambers	10/24/04	ST. LOUIS	3	128	1	71t
Duriel Harris	10/9/77	at Baltimore	4	127	0	47
Nat Moore	9/30/79	at N.Y. Jets	8	127	1	36
Mark Clayton	12/9/84	at Indianapolis	9	127	1	32
Brandon Marshall	10/17/10	at Green Bay	10	127	0	23
Brian Hartline	12/1/13	at N.Y. Jets	9	127	1	31t
Mike Wallace	11/24/13	CAROLINA	5	127	1	57
Jack Clancy	12/3/67	at Houston	7	126	1	44t
* Paul Warfield	1/2/72	BALTIMORE	2	125	1	75t
Mark Clayton	11/12/89	at N.Y. Jets	4	125	1	78t
Mark Duper	10/7/90	N.Y. JETS	5	125	2	69t
Howard Twilley	11/3/68	at San Diego	7	124	1	38
Nat Moore	10/10/76	at Baltimore	3	124	1	67t
Chris Chambers	12/22/01	at New England	7	124	0	44
Mark Duper	9/13/87	at New England	9	123	2	26
Oronde Gadsden	10/10/99	at Indianapolis	4	123	1	62
Marty Booker	10/10/04	at New England	7	123	0	45
Davone Bess	9/30/12	at Arizona	7	123	0	21
Paul Warfield	10/10/70	at N.Y. Jets	5	122	1	40
Mark Clayton	11/3/85	at New England	7	122	0	39
Mark Clayton	10/29/89	at Buffalo	7	122	1	44t
Mel Baker	12/15/74	NEW ENGLAND	4	121	2	46t
Nat Moore	9/23/79	CHICAGO	5	121	0	36
Mark Duper	11/20/83	BALTIMORE	5	121	1	85t
O.J. McDuffie	10/20/96	at Philadelphia	7	121	2	36
Chris Chambers	12/11/05	at San Diego	8	121	2	35t
Chris Chambers	12/3/06	JACKSONVILLE	8	121	0	46
Paul Warfield	10/3/70	OAKLAND	3	120	2	54t
Tony Nathan	9/29/85	at Denver	10	120	0	73
Tony Martin	9/10/00	at Minnesota	6	120	0	44
Rishard Matthews	11/11/13	at Tampa Bay	11	120	2	19t
Jarvis Landry	9/25/16	Cleveland	7	120	1	42t
Duriel Harris	11/18/79	at Cleveland	4	119	0	51
Fred Banks	12/10/89	NEW ENGLAND	6	119	0	36
Oronde Gadsden	10/23/00	at N.Y. Jets	7	119	0	29
DeVante Parker	11/29/20	at N.Y. Jets	8	119	0	25
Tony Nathan	9/28/80	NEW ORLEANS	7	118	0	22
Mark Duper	10/16/88	SAN DIEGO	7	118	1	51
Fred Banks	12/12/88	CLEVELAND	6	118	0	46
* O.J. McDuffie	1/9/99	at Denver	9	118	0	23
Tony Martin	10/17/99	at New England	7	118	1	69t
Chris Chambers	9/7/03	HOUSTON	7	118	2	57t
Duriel Harris	9/9/79	SEATTLE	5	117	0	51
* Mark Duper	12/31/83	SEATTLE	9	117	1	32t
Ferrell Edmunds	11/27/88	at N.Y. Jets	2	117	1	80t
Mark Ingram	11/27/94	at N.Y. Jets	9	117	4	28t
Davone Bess	12/6/09	NEW ENGLAND	10	117	1	19
Duriel Harris	11/12/76	BALTIMORE	5	116	0	44
Duriel Harris	11/25/79	at Baltimore	7	116	2	31t
Mark Clayton	11/27/88	at N.Y. Jets	7	116	2	31t
Oronde Gadsden	11/25/01	at Buffalo	8	116	0	42
Mark Duper	11/30/86	ATLANTA	4	115	1	54t
Marty Booker	11/23/06	at Detroit	7	115	2	48
Mike Wallace	9/15/13	at Indianapolis	9	115	1	34
Rishard Matthews	9/20/15	at Jacksonville	6	115	0	48



DOLPHINS OUTSTANDING PERFORMANCES

GAMES OF 100+ RECEIVING YARDS

PLAYER	DATE	OPPONENT	NO.	YDS.	TD	LG
Jack Clancy	11/19/67	at Oakland	8	114	0	39
Nat Moore	9/25/77	at San Francisco	3	114	2	73t
Duriel Harris	11/30/81	PHILADELPHIA	9	114	1	39
* Tony Nathan	1/2/82	SAN DIEGO	9	114	1	32
Freddie Solomon	12/5/76	BUFFALO	5	114	1	53t
* Tony Nathan	1/6/85	PITTSBURGH	8	114	0	30
Oronde Gadsden	1/2/00	at Washington	9	114	1	26
Brian Hartline	9/8/13	at Cleveland	9	114	1	34t
Charles Clay	12/21/14	MINNESOTA	6	114	0	41
Joe Auer	9/17/67	DENVER	2	113	1	68t
Marlin Briscoe	9/15/74	at New England	9	113	1	20
Nat Moore	11/2/75	at Chicago	4	113	1	79t
Mark Duper	9/24/89	N.Y. JETS	6	113	0	26
* Mark Duper	1/12/91	at Buffalo	3	113	1	64t
Irving Fryar	11/20/94	at Pittsburgh	6	113	0	45
Irving Fryar	9/10/95	at New England	3	113	2	67t
Chris Chambers	11/11/01	at Indianapolis	3	113	2	74t
Rishard Matthews	9/27/15	BUFFALO	6	113	2	46t
Irving Fryar	11/13/94	CHICAGO	9	112	0	21
James McKnight	11/24/02	SAN DIEGO	3	111	1	77
Davone Bess	11/28/10	at Oakland	6	111	0	29
Greg Camarillo	11/2/08	at Denver	11	111	0	23
Brian Hartline	9/16/12	Oakland	9	111	0	21
Jarvis Landry	12/27/15	Indianapolis	7	111	0	26
DeVante Parker	12/22/19	CINCINNATI	5	111	1	51
Frank Jackson	12/18/66	HOUSTON	4	110	1	48t
Mark Clayton	10/7/84	at Pittsburgh	5	110	0	33
Mark Duper	11/2/86	HOUSTON	2	110	1	85t
Jim Jensen	11/6/88	at New England	12	110	0	17
Scott Schwedes	12/18/88	at Pittsburgh	4	110	0	42
Tony Martin	10/4/93	Washington	4	110	1	80t
Irving Fryar	12/4/94	BUFFALO	5	110	2	45t
Irving Fryar	9/3/95	N.Y. JETS	5	110	2	50t
O.J. McDuffie	11/23/97	at New England	9	110	0	27
Marty Booker	10/22/06	GREEN BAY	7	110	1	40
Greg Camarillo	12/13/09	at Jacksonville	7	110	0	24
Jarvis Landry	9/20/15	at Jacksonville	8	110	0	36
DeVante Parker	10/4/20	SEATTLE	10	110	0	21
Jim Kiick	10/26/69	BUFFALO	3	109	1	53t
Duriel Harris	9/11/83	NEW ENGLAND	4	109	1	64t
Nat Moore	9/29/85	at Denver	5	109	1	69t
Mark Clayton	10/19/86	L.A. RAIDERS	4	109	1	68t
Mark Duper	11/16/86	at Buffalo	7	109	1	27t
* Keith Jackson	1/8/95	at San Diego	8	109	2	31
Tony Martin	12/5/99	INDIANAPOLIS	6	109	1	33t
Chris Chambers	9/16/07	DALLAS	9	109	0	24
Greg Camarillo	12/16/07	BALTIMORE	3	109	1	64t
Brandon Marshall	10/17/11	at N.Y. Jets	6	109	0	46
Charles Clay	9/15/13	at Indianapolis	5	109	0	67
Paul Warfield	10/31/71	at L.A. Rams	3	108	1	74t
Mark Clayton	12/12/88	CLEVELAND	8	108	2	21
O.J. McDuffie	11/6/94	INDIANAPOLIS	7	108	1	28t
Ted Ginn, Jr.	9/21/09	INDIANAPOLIS	11	108	0	21
Jarvis Landry	12/17/16	at N.Y. Jets	3	108	1	66t
Mark Duper	12/2/85	CHICAGO	5	107	0	52
Scott Schwedes	11/12/89	at N.Y. Jets	3	107	1	65t
Terry Kirby	12/13/93	Pittsburgh	7	107	0	47
Anthony Fasano	11/14/10	TENNESSEE	5	107	1	31
Brian Hartline	11/4/12	at Indianapolis	8	107	0	35
Jakeem Grant Sr.	12/24/17	at Kansas City	4	107	1	65t
Larry Seiple	11/16/69	at Buffalo	8	106	0	25
Nat Moore	10/17/76	KANSAS CITY	5	106	0	39



DOLPHINS OUTSTANDING PERFORMANCES

GAMES OF 100+ RECEIVING YARDS						
PLAYER	DATE	OPPONENT	NO.	YDS.	TD	LG
* Duriel Harris	1/2/82	SAN DIEGO	6	106	0	34
Mark Clayton	10/28/84	BUFFALO	3	106	2	65t
Mark Clayton	9/15/85	INDIANAPOLIS	8	106	1	26
Tony Martin	12/1/91	TAMPA BAY	5	106	1	51
Mark Duper	12/15/91	at San Diego	8	106	0	39
O.J. McDuffie	11/10/96	INDIANAPOLIS	6	106	1	36
Charles Jordan	11/30/97	at Oakland	5	106	2	44t
Brandon Marshall	12/19/10	BUFFALO	11	106	1	16
Brandon Marshall	11/6/11	at Kansas City	8	106	1	30
DeVante Parker	1/3/16	NEW ENGLAND	5	106	1	46
DeVante Parker	9/18/16	at New England	8	106	0	28
Kenny Stills	9/9/18	TENNESSEE	4	106	2	75t
Preston Williams	10/11/20	at San Francisco	4	106	1	47
Nat Moore	11/4/84	at N.Y. Jets	5	105	1	37t
Andre Brown	10/29/89	at Buffalo	5	105	1	44t
O.J. McDuffie	12/13/98	N.Y. JETS	11	105	1	20
Mike Wallace	10/6/13	BALTIMORE	7	105	0	49
Mike Wallace	12/15/13	NEW ENGLAND	6	105	1	39
Joe Auer	11/27/66	NEW ENGLAND	5	104	1	22
Karl Noonan	9/14/68	HOUSTON	7	104	1	44
Paul Warfield	10/3/71	N.Y. JETS	4	104	0	-
Paul Warfield	9/15/74	at New England	5	104	0	39
Howard Twilley	10/17/76	KANSAS CITY	8	104	1	20
Mark Clayton	12/13/87	at Philadelphia	7	104	2	21
Tony Martin	10/13/91	at Kansas City	4	104	0	54
Chris Chambers	11/7/04	ARIZONA	7	104	0	30
Marty Booker	9/11/05	DENVER	5	104	1	60t
Mike Wallace	12/14/14	at New England	5	104	1	50
Paul Warfield	12/15/73	DETROIT	6	103	4	29
Irving Fryar	9/26/93	at Buffalo	7	103	1	36t
Mark Ingram	10/31/93	Kansas city	4	103	1	77t
Irving Fryar	11/7/93	at N. Y. Jets	6	103	1	65t
Irving Fryar	11/27/94	at N.Y. Jets	5	103	0	25
Oronde Gadsden	12/5/99	INDIANAPOLIS	6	103	1	24t
Chris Chambers	11/21/04	at Seattle	9	103	1	28
Marty Booker	12/10/06	NEW ENGLAND	8	103	1	32t
Brandon Marshall	11/24/11	at Dallas	5	103	1	39
DeVante Parker	11/13/16	at San Diego	5	103	0	56
Jarvis Landry	12/11/16	ARIZONA	4	103	0	71
Jack Clancy	10/8/67	KANSAS CITY	6	102	0	28
Larry Seiple	11/2/69	at N.Y. Jets	7	102	2	29t
Nat Moore	11/9/75	N.Y. JETS	4	102	0	63
Nat Moore	12/15/79	N.Y. JETS	5	102	0	34
Tony Nathan	11/20/80	SAN DIEGO	7	102	1	20
Mark Duper	9/28/86	SAN FRANCISCO	7	102	0	24
Mark Duper	10/5/86	at New England	4	102	0	45
Mark Clayton	12/10/89	NEW ENGLAND	6	102	0	34
Mark Clayton	12/24/89	KANSAS CITY	6	102	1	35
O.J. McDuffie	11/29/98	NEW ORLEANS	9	102	3	22t
Tony Martin	12/27/99	N.Y. JETS	6	102	1	32t
Oronde Gadsden	11/4/01	CAROLINA	5	102	0	61
Chris Chambers	9/29/02	at Kansas City	6	102	0	38
Randy McMichael	10/19/03	NEW ENGLAND	8	102	0	22
Marty Booker	11/13/05	NEW ENGLAND	5	102	0	35
Brandon Marshall	12/26/10	DETROIT	10	102	0	14
* Jarvis Landry	1/8/17	at Pittsburgh	11	102	0	17
Jim Mandich	9/29/74	at San Diego	4	101	0	44
* Tony Nathan	1/4/86	CLEVELAND	10	101	0	39
Tony Nathan	9/28/86	SAN FRANCISCO	10	101	0	18
Mark Duper	10/19/86	L.A. RAIDERS	5	101	0	44
Tony Martin	9/13/99	at Denver	4	101	0	40
Chris Chambers	11/25/01	at Buffalo	5	101	2	32t



DOLPHINS OUTSTANDING PERFORMANCES

GAMES OF 100+ RECEIVING YARDS

PLAYER	DATE	OPPONENT	NO.	YDS.	TD	LG
Chris Chambers	11/27/05	at Oakland	6	101	0	24
Chris Chambers	9/23/07	at N.Y. Jets	6	101	0	26
Mark Duper	11/1/87	PITTSBURGH	5	100	1	50t
Mark Clayton	9/29/91	at N.Y. Jets	7	100	1	25
Mark Duper	11/16/92	BUFFALO	5	100	0	55
Keith Jackson	9/18/94	N.Y. JETS	6	100	0	35
Charles Jordan	9/14/97	at Green Bay	4	100	1	44
Kenny Stills	10/23/16	BUFFALO	5	100	1	66t

GAMES OF 100+ RUSHING YARDS

PLAYER	DATE	OPPONENT	ATT.	YDS.	TD	LG
Ricky Williams	12/1/02	at Buffalo	27	228	2	55t
Ricky Williams	12/9/02	CHICAGO	31	216	2	63t
Jay Ajayi	10/23/16	BUFFALO	28	214	1	53
* Lamar Smith	12/30/00	INDIANAPOLIS	40	209	2	24
Jay Ajayi	12/24/16	at Buffalo	32	206	1	57
Jay Ajayi	10/16/16	PITTSBURGH	25	204	2	62t
Reggie Bush	12/18/11	at Buffalo	25	203	1	76t
+ Mercury Morris	9/30/73	NEW ENGLAND	15	197	3	70t
Ricky Williams	12/29/02	at New England	31	185	2	30
Lamar Miller	12/28/14	N.Y. JETS	19	178	1	97t
Lamar Miller	10/25/15	HOUSTON	14	175	1	85t
Gary Davis	12/17/77	BUFFALO	26	172	1	60t
Ricky Williams	12/24/05	TENNESSEE	26	172	1	35
Reggie Bush	9/16/12	Oakland	26	172	2	65t
Troy Stradford	11/22/87	at Dallas	17	169	1	51
Sammie Smith	9/9/90	at New England	23	159	1	27
Lamar Smith	1/6/02	BUFFALO	30	158	1	25
Ronnie Brown	11/5/06	at Chicago	29	157	0	27
Lamar Smith	10/23/00	at N.Y. Jets	23	155	2	68t
Ricky Williams	9/21/03	BUFFALO	42	153	1	21
Karim Abdul-Jabbar	12/22/96	at N.Y. Jets	30	152	1	17t
Abner Haynes	9/17/67	DENVER	12	151	2	65t
Delvin Williams	11/9/80	at Los Angeles	12	151	0	65
Ricky Williams	9/22/02	N.Y. JETS	24	151	1	53t
Bernie Parmalee	10/16/94	L.A. RAIDERS	30	150	0	26
Lorenzo Hampton	11/24/86	N.Y. JETS	19	148	2	54t
Mark Higgs	9/1/91	at Buffalo	30	146	1	20
** Larry Csonka	1/13/74	vs. Minnesota	33	145	2	14t
Lamar Smith	9/3/00	SEATTLE	27	145	1	36
Mercury Morris	11/11/73	BALTIMORE	12	144	2	53t
Delvin Williams	11/12/78	at Buffalo	26	144	2	26t
Lamar Smith	10/7/01	NEW ENGLAND	29	144	1	17
Ricky Williams	11/24/02	SAN DIEGO	29	143	2	19
Leroy Harris	12/5/77	BALTIMORE	17	140	1	77t
Benny Malone	10/9/77	at Baltimore	12	139	2	62t
Larry Csonka	10/24/71	at N.Y. Jets	20	137	2	21t
Ronnie Brown	9/21/09	INDIANAPOLIS	24	136	2	19
Delvin Williams	9/17/78	BUFFALO	24	135	1	18t
Ronnie Brown	9/30/07	OAKLAND	15	134	1	60
Knowshon Moreno	9/7/14	NEW ENGLAND	24	134	1	15
Ricky Williams	9/15/02	at Indianapolis	24	132	0	19
Ronnie Brown	9/25/05	CAROLINA	23	132	1	58
Mark Higgs	12/1/91	TAMPA BAY	25	131	1	19t
Jay Ajayi	10/15/17	at Atlanta	26	130	0	18
Andra Franklin	12/5/82	MINNESOTA	28	129	1	12t
Bernie Parmalee	12/12/94	KANSAS CITY	19	127	1	47t
Karim Abdul-Jabbar	11/15/98	at Carolina	25	127	1	30
Ronnie Brown	10/15/06	at N.Y. Jets	22	127	1	26
Mercury Morris	10/5/75	at Green Bay	31	125	0	11
Lamar Smith	11/5/00	at Detroit	24	125	2	46t



DOLPHINS OUTSTANDING PERFORMANCES

GAMES OF 100+ RUSHING YARDS

PLAYER	DATE	OPPONENT	ATT.	YDS.	TD	LG
Ricky Williams	9/14/03	at N.Y. Jets	34	125	1	22
Ronnie Brown	10/5/08	SAN DIEGO	24	125	1	13
Mercury Morris	10/26/75	at Buffalo	20	124	0	35
Karim Abdul-Jabbar	9/15/96	N.Y. JETS	23	124	2	29
Jesse Chatman	11/11/07	BUFFALO	27	124	0	23
Larry Csonka	12/2/74	CINCINNATI	24	123	0	24
Sammie Smith	11/5/89	Indianapolis	25	123	0	25
Bernie Parmalee	10/30/94	at New England	25	123	0	17
Sammy Morris	12/10/06	NEW ENGLAND	25	123	1	44
Kalen Ballage	12/16/18	at Minnesota	12	123	1	75t
Jay Ajayi	9/17/17	at L.A. Chargers	28	122	0	20
Larry Csonka	11/9/69	at Boston	16	121	1	54t
Jim Kiick	10/24/71	at N.Y. Jets	17	121	0	24
Don Nottingham	9/28/75	at New England	16	120	1	40t
Troy Stradford	12/7/87	N.Y. JETS	30	120	3	21
Bernie Parmalee	10/22/95	at N.Y. Jets	24	120	0	25
Kenyan Drake	12/3/17	DENVER	23	120	1	42t
Benny Malone	10/31/76	NEW ENGLAND	21	119	0	17
Delvin Williams	9/3/78	at N.Y. Jets	11	119	1	58t
Tony Nathan	12/6/81	NEW ENGLAND	17	119	0	24
Ricky Williams	11/19/09	at Carolina	22	119	2	46t
Larry Csonka	9/17/72	at Kansas City	21	118	1	17t
Benny Malone	10/24/76	at Tampa Bay	22	118	1	28
* Larry Csonka	12/30/73	OAKLAND	29	117	3	15
Mercury Morris	11/7/71	BUFFALO	13	116	1	45
Delvin Williams	10/22/78	at New England	19	116	1	24
Larry Csonka	12/6/70	NEW ENGLAND	21	115	1	30
Karim Abdul-Jabbar	9/1/96	NEW ENGLAND	26	115	1	14
Ronnie Brown	12/31/06	at Indianapolis	21	115	0	47
Ronnie Brown	10/4/09	BUFFALO	20	115	2	38
Ricky Williams	11/29/09	at Buffalo	27	115	1	11
Larry Csonka	11/27/72	ST. LOUIS	16	114	0	20
Larry Csonka	10/15/73	at Cleveland	21	114	2	13
* Larry Csonka	12/21/74	at Oakland	24	114	0	26
Mercury Morris	10/19/75	at N.Y. Jets	16	114	1	49
Mark Higgs	10/24/93	Indianapolis	17	114	0	31
Ronnie Brown	10/7/07	at Houston	23	114	1	22
Kenyan Drake	12/11/17	NEW ENGLAND	25	114	0	31
Mercury Morris	12/3/72	at New England	15	113	0	20
Ronnie Brown	9/21/08	at New England	17	113	4	62t
Reggie Bush	12/24/11	at New England	22	113	0	12
Lamar Miller	10/18/15	at Tennessee	19	113	1	22
Lamar Miller	12/6/15	BALTIMORE	20	113	0	22
** Larry Csonka	1/14/73	vs. Washington	15	112	0	22
* Andra Franklin	1/8/83	NEW ENGLAND	26	112	1	13
Ronnie Brown	9/23/07	at N.Y. Jets	23	112	2	13
Jim Kiick	11/10/68	at Buffalo	23	111	1	25t
Benny Malone	10/3/76	L.A. RAMS	19	111	1	20
Mark Higgs	9/8/91	INDIANAPOLIS	27	111	0	24
Mark Higgs	9/20/92	L.A. RAMS	23	111	0	12
Ricky Williams	9/8/02	DETROIT	20	111	2	37
Ricky Williams	12/21/03	at Buffalo	29	111	0	22
Jay Ajayi	11/6/16	N.Y. JETS	24	111	1	20t
Troy Stradford	11/1/87	PITTSBURGH	19	110	1	13
Ronnie Brown	12/25/06	N.Y. JETS	18	110	0	17
Lorenzo Hampton	12/22/86	NEW ENGLAND	13	109	0	20
Larry Csonka	11/30/70	at Atlanta	19	108	1	18
Jim Kiick	9/26/71	at Buffalo	20	108	0	16
Benny Malone	11/3/74	ATLANTA	24	108	1	13
Leroy Harris	11/20/77	at Cincinnati	20	108	0	16
Sammie Smith	12/30/90	INDIANAPOLIS	29	108	1	13
Mark Higgs	11/21/93	New England	19	108	0	29



DOLPHINS OUTSTANDING PERFORMANCES

GAMES OF 100+ RUSHING YARDS

PLAYER	DATE	OPPONENT	ATT.	YDS.	TD	LG
Karim Abdul-Jabbar	10/19/97	at Baltimore	22	108	3	15
Karim Abdul-Jabbar	9/6/98	at Indianapolis	23	108	1	16
Karim Abdul-Jabbar	9/20/98	PITTSBURGH	33	108	1	18
Ricky Williams	1/1/06	at New England	28	108	1	09
Ricky Williams	12/13/09	at Jacksonville	28	108	1	12
Lamar Miller	9/21/14	KANSAS CITY	15	108	0	24
Larry Csonka	10/22/72	BUFFALO	18	107	1	21
Mercury Morris	11/19/72	N.Y. JETS	23	107	2	20t
Larry Csonka	11/4/73	at N.Y. Jets	19	107	0	16
Norm Bulaich	9/13/76	at Buffalo	19	107	0	26
Delvin Williams	10/9/78	CINCINNATI	24	107	0	19
Andra Franklin	12/12/82	at New England	23	107	0	15
Mark Higgs	11/8/92	at Indianapolis	20	107	1	22
Lamar Smith	12/10/01	INDIANAPOLIS	28	107	0	17
Ricky Williams	11/23/03	WASHINGTON	23	107	2	24t
Ricky Williams	12/15/03	PHILADELPHIA	18	107	1	45
Daniel Thomas	9/18/11	Houston	18	107	0	14
Jim Kiick	11/2/69	at N.Y. Jets	15	106	0	27
Mercury Morris	11/5/72	at Buffalo	11	106	2	33
* Mercury Morris	12/23/73	CINCINNATI	20	106	1	25
Larry Csonka	9/29/74	at San Diego	21	106	2	14
J.J. Johnson	11/21/99	NEW ENGLAND	31	106	1	14
Ronnie Brown	10/30/05	at New Orleans	23	106	0	35
Benny Malone	10/16/77	N.Y. JETS	22	105	1	15t
Joe Carter	10/14/84	HOUSTON	13	105	1	25
Ricky Williams	10/6/02	NEW ENGLAND	36	105	0	12
Ricky Williams	11/16/03	BALTIMORE	36	105	0	16
Ricky Williams	11/9/08	SEATTLE	12	105	1	51t
Lamar Miller	10/31/13	CINCINNATI	16	105	0	41
Daniel Thomas	12/8/13	at Pittsburgh	16	105	1	55
Jim Kiick	10/6/68	at Houston	26	104	0	12
Larry Csonka	11/29/71	CHICAGO	16	104	1	19
Larry Csonka	9/16/73	SAN FRANCISCO	22	104	0	25
Benny Malone	10/27/74	BALTIMORE	19	104	1	23t
Benny Malone	12/8/74	at Baltimore	17	104	0	17
Gary Davis	11/24/77	at St. Louis	20	104	0	16
Karim Abdul-Jabbar	11/3/96	at New England	29	104	2	15
Ricky Williams	11/27/03	at Dallas	31	104	0	15
Reggie Bush	12/16/12	Jacksonville	21	104	0	53
Larry Csonka	9/26/71	at Buffalo	20	103	1	17
Andra Franklin	9/12/82	at N.Y. Jets	28	103	2	18
Bernie Parmalee	11/5/95	at San Diego	19	103	0	40
Karim Abdul-Jabbar	11/9/97	N.Y. JETS	25	103	2	13
Reggie Bush	10/30/11	at N.Y. Giants	15	103	0	35
Reggie Bush	12/11/11	Philadelphia	14	103	0	16
Larry Csonka	10/8/72	at N.Y. Jets	18	102	0	15
Don Nottingham	10/27/74	BALTIMORE	19	102	1	24
Don Nottingham	10/5/75	at Green Bay	21	102	3	14
Bernie Parmalee	11/26/95	at Indianapolis	20	102	0	15
Ricky Williams	11/17/02	BALTIMORE	26	102	2	18
Ricky Williams	11/15/09	TAMPA BAY	20	102	0	27
Andra Franklin	11/1/81	BALTIMORE	23	101	0	15
Ricky Williams	12/15/02	OAKLAND	27	101	0	16
Ronnie Brown	10/14/07	at Cleveland	19	101	0	15
Ronnie Brown	11/16/08	OAKLAND	16	101	0	21
Frank Gore	10/14/18	CHICAGO	15	101	0	32
Mercury Morris	10/28/73	at New England	14	100	1	11
Terry Kirby	9/18/94	N.Y. JETS	15	100	1	30
Lamar Smith	12/3/00	at Buffalo	28	100	0	22
Reggie Bush	12/4/11	Oakland	22	100	1	29

* Playoff game

** Super Bowl



OPPONENT INDIVIDUAL RECORDS

The following individual records relate solely to play against the Miami Dolphins. They include National Football League regular-season statistics only – with the exception of those single-game records marked by “*” or “**”

* - Playoff Game

** - Super Bowl

SERVICE

MOST GAMES PLAYED

35	Tom Brady, New England (2001-19)
32	Pat Leahy, N.Y. Jets (1974-91)
28	Andre Reed, Buffalo (1985-99)
28	Jim Ritcher, Buffalo (1980-95)
28	Bruce Smith, Buff., Wash. (1985-03)

RUSHING

MOST RUSHING YARDS

CAREER

1,620	Thurman Thomas, Buffalo (20 games), 364 att.
1,507	Freeman McNeil, N.Y. Jets (21 games), 281 att.
1,507	Curtis Martin, N.E., N.Y. Jets (20 games), 409 att.
1,177	O.J. Simpson, Buffalo (16 games), 240 att.
1,065	Eric Dickerson, L.A. Rams, Ind., L.A. Raiders (11 games), 231 att.

GAME

203	O.J. Simpson, Buffalo (12/5/76 at Miami), 24 att.
203	Rueben Mayes, New Orleans (12/7/86 at New Orleans), 28 att.
199	Earl Campbell, Houston (11/20/78 at Houston), 28 att.
*199	Terrell Davis, Denver (1/9/99 at Denver), 21 att.
179	Justin Fargas, Oakland (9/30/07 at Miami), 22 att.

MOST RUSHING ATTEMPTS

CAREER

409	Curtis Martin, N.E., N.Y. Jets (20 games)
364	Thurman Thomas, Buffalo (20 games)
281	Freeman McNeil, N.Y. Jets (21 games)
240	O.J. Simpson, Buffalo (16 games)
235	Lydell Mitchell, S.D., Balt. (12 games)

GAME

**38	John Riggins, Washington (1/30/83 at Pasadena), 166 yards
38	Lee Suggs, Cleveland (12/26/04 at Miami), 143 yards
36	James Jones, Detroit (10/27/85 at Detroit), 114 yards
36	Curtis Martin, N.Y. Jets (10/4/98 at New York), 108 yards
35	Lydell Mitchell, Baltimore (12/9/73 at Baltimore), 104 yards
35	Thurman Thomas, Buffalo (12/17/95 at Buffalo), 148 yards
35	Travis Henry, Buffalo (12/1/02 at Buffalo), 151 yards

MOST RUSHING TOUCHDOWNS

CAREER

13	Curtis Martin, N.E., N.Y. Jets (20 games)
9	Jim Nance, Boston, N.Y. Jets (12 games)
8	Thurman Thomas, Buffalo (20 games)
7	Marcus Allen, Oak./L.A. Raiders, K.C.

GAME

4	Earl Campbell, Houston (11/20/78 at
3	Paul Robinson, Cincinnati (11/17/68 at Cincinnati)

3	Don McCauley, Baltimore (11/23/75 at Miami)
3	Marcus Allen, L.A. Raiders (12/2/84 at Miami)
3	Merril Hoge, Pittsburgh (11/26/89 at Miami)
3	Earnest Byner, Washington (12/2/90 at Washington)
3	Rod Bernstine, San Diego (12/15/91 at San Diego)
3	Kenneth Davis, Buffalo (12/19/93 at Miami)
3	Natrone Means, San Diego (12/27/93 at San Diego)
3	Curtis Martin, New England (11/3/96 at New England)
3	Daunte Culpepper, Oakland (9/30/07 at Miami)

HIGHEST RUSHING AVERAGE

CAREER (min: 75 att.)

5.4	Freeman McNeil, N.Y. Jets (21 games), 281/1,507 yards
5.1	Jim Nance, Bos./NYJ (12 games), 183/933 yards
5.02	Mosi Tatupu, New England (25 games), 90/452 yards
5.01	Hoyle Granger, Houston (9 games), 142/712 yards
5.00	Earl Campbell, Houston (4 games), 107/535 yards

GAME (min: 10 att.)

11.3	Colin Kaepernick, San Francisco (11/27/16 at Miami), 10/113 yards
11.1	Laurence Maroney, New England (12/23/07 at New England), 14/156 yards
10.4	Curtis Brown, Buffalo (11/12/78 at Buffalo), 11/114 yards
10.2	Johnny Hector, N.Y. Jets (12/22/91 at Miami), 13/132 yards
*10.1	Earnest Byner, Cleveland (1/4/86 at Miami), 16/161 yards

MOST 100-YARD RUSHING GAMES

7	Eric Dickerson, L.A. Rams, Ind., L.A. (11 games)
6	Thurman Thomas, Buffalo (20 games)
5	Freeman McNeil, N.Y. Jets (21 games)
5	Jim Nance, Bost., N.Y. Jets (12 games)
5	Curtis Martin, N.E., N.Y. Jets (20 games)

LONGEST RUNS FROM SCRIMMAGE

*90t	Fred Taylor, Jacksonville (1/15/00 at Jacksonville)
81t	Earl Campbell, Houston (11/20/78 at Houston)
80t	Carl Garrett, Boston (11/9/69 at Boston)
77t	Fred Taylor, Jacksonville (10/12/98 at Jacksonville)
76t	Robert Holmes, Kansas City (9/28/68 at Miami)
75t	O.J. Simpson, Buffalo (12/5/76 at Miami)
75t	Reuben Droughns, Cleveland (11/20/05 at Cleveland)
71	Kerryon Johnson, Detroit (10/21/18 at Miami)
70t	Ahman Green, Green Bay (10/22/06 at Miami)

PASSING

MOST PASSING YARDS

CAREER

8,185	Tom Brady, New England (35 games)
5,397	Drew Bledsoe, N.E., Buff. (22 games)
4,902	Joe Ferguson, Buff., T.B., Ind. (25 games)
4,560	Jim Kelly, Buffalo (20 games)
3,837	Ken O'Brien, N.Y. Jets, Phil. (17 games)



OPPONENT INDIVIDUAL RECORDS

GAME

517	Tom Brady, New England (9/12/11 at Miami), 32 of 48
479	Ken O'Brien, N.Y. Jets (9/21/86 at New York), 29 of 43
436	James Harris, L.A. Rams (10/3/76 at Miami), 17 of 29
*433	Dan Fouts, San Diego (1/2/82 at Miami), 33 of 53
433	Andrew Luck, Indianapolis (11/4/12 at Indianapolis), 30 of 48

MOST PASS ATTEMPTS

CAREER

1,129	Tom Brady, New England (35 games)
765	Drew Bledsoe, N.E., Buff. (22 games)
722	Joe Ferguson, Buff., T.B., Ind. (25 games)
621	Jim Kelly, Buffalo (20 games)
521	Steve Grogan, New England (22 games)

GAME

61	Jared Goff, L.A. Rams (11/1/20 at Miami), 35 completions
59	Vinny Testaverde, N.Y. Jets (10/23/00 at New York), 36 completions
56	Dan Fouts, San Diego (11/18/84 at San Diego), 37 completions
56	Tom Brady, New England (9/7/14 at Miami), 29 completions
56	Andy Dalton, Cincinnati (12/22/19 at Miami), 33 completions
55	Joe Ferguson, Buffalo (10/9/83 at Miami), 38 completions
55	Steve Bono, Kansas City (12/12/94 at Miami), 33 completions
55	Tom Brady, New England (12/15/13 at Miami), 34 completions

MOST PASS COMPLETIONS

CAREER

687	Tom Brady, New England (35 games)
418	Joe Ferguson, Buff., T.B., Ind. (25 games)
412	Drew Bledsoe, N.E., Buff. (22 games)
388	Jim Kelly, Buffalo (20 games)
303	Ken O'Brien, N.Y. Jets, Phil. (17 games)

GAME

38	Joe Ferguson, Buffalo (10/9/83 at Miami), 55 att.
37	Dan Fouts, San Diego (11/18/84 at San Diego), 56 att.
36	Vinny Testaverde, N.Y. Jets (10/23/00 at New York), 59 att.
36	Joe Flacco, Baltimore (12/4/16 at Baltimore), 47 att.
35	Drew Brees, San Diego (12/11/05 at San Diego), 52 att.
35	Jared Goff, L.A. Rams (11/1/20 at Miami), 61 att.

MOST CONSECUTIVE PASS COMPLETIONS

15	Steve DeBerg, San Francisco (11/16/80 at Miami)
----	---

MOST TOUCHDOWN PASSES

CAREER

67	Tom Brady, New England (35 games)
30	Drew Bledsoe, N.E., Buff. (22 games)
26	Joe Ferguson, Buff., T.B., Ind. (25 games)
25	Ken O'Brien, N.Y. Jets, Phil. (17 games)
24	Jim Kelly, Buffalo (20 games)

GAME

6	Tom Brady, New England (10/21/07 at Miami)
5	Len Dawson, Kansas City (10/8/67 at Kansas City)
5	Babe Parilli, Boston (10/15/67 at Boston)
5	Joe Ferguson, Buffalo (10/9/83 at Miami)
5	Vinny Testaverde, N.Y. Jets (10/23/00 at New York)
5	Trent Green, Kansas City (9/29/02 at Kansas City)
5	Deshaun Watson, Houston (10/25/18 at Houston)
5	Lamar Jackson, Baltimore (9/8/19 at Miami)

MOST PASSES HAD INTERCEPTED

CAREER

33	Joe Ferguson, Buff., T.B., Ind. (25 games)
29	Drew Bledsoe, N.E., Buff. (22 games)
27	Tom Brady, New England (35 games)
25	Richard Todd, N.Y. Jets (14 games)
25	Steve Grogan, New England (22 games)
24	Joe Namath, N.Y. Jets (16 games)

GAME

6	Joe Namath, N.Y. Jets (10/19/75 at New York), 24 att.
6	Donald Hollas, Oakland (12/6/98 at Oakland), 31 att.
*5	Mike Phipps, Cleveland (12/24/72 at Miami), 23 att.
5	Bill Troup, Baltimore (9/10/78 at Baltimore), 33 att.
5	Ken Stabler, Oakland (12/10/78 at Miami), 36 att.
5	Joe Ferguson, Buffalo (9/7/80 at Buffalo), 32 att.
5	Joe Ferguson, Buffalo (11/21/82 at Buffalo), 28 att.
*5	Dan Fouts, San Diego (1/6/83 at Miami), 34 att.
*5	Richard Todd, N.Y. Jets (1/23/83 at Miami), 37 att.
5	Richard Todd, N.Y. Jets (10/16/83 at New York), 26 att.
5	Drew Bledsoe, New England (11/21/99 at Miami), 34 att.

HIGHEST COMPLETION PERCENTAGE

CAREER (min: 100 attempts)

69.9	Troy Aikman, Dallas (four games), 102 of 146 att.
69.2	Russell Wilson, Seattle (three games), 72 of 104 att.
68.9	Warren Moon, Hou., Minn. (six games), 102 of 148 att.
68.3	Eli Manning, NYG, (four games), 86 of 126 att.
67.6	Drew Brees, SD, NO (six games), 150 of 222 att.

GAME (min: 20 attempts)

87.1	Eli Manning, N.Y. Giants (12/14/15 at Miami), 27 of 31
85.7	Ben Roethlisberger, Pittsburgh (11/26/07 at Pittsburgh), 18 of 21
85.0	Lamar Jackson, Baltimore (9/8/19 at Miami), 17 of 20
84.0	Tom Brady, New England (10/21/07 at Miami), 21 of 25
82.6	Warren Moon, Houston (10/1/89 at Houston), 19 of 23

MOST 300-YARD PASSING GAMES

CAREER

8	Tom Brady, New England (35 games)
6	Drew Bledsoe, N.E., Buff. (22 games)
6	Philip Rivers, San Diego (nine games)
3	Ken O'Brien, N.Y. Jets, Phil. (16 games)
3	Joe Ferguson, Buff., T.B., Ind. (25 games)
3	Jim Kelly, Buffalo (20 games)
3	Vinny Testaverde, T.B., Clev, Bal., N.Y. Jets (11 games)
3	Andrew Luck, Indianapolis (three games)

LONGEST PASS PLAYS

99t	Tom Brady to Wes Welker (9/12/11 vs. New England)
93t	Mike Livingston to Otis Taylor, 79 yards; lateral to Robert Holmes, 14 yards (10/19/69 at Kansas City)



OPPONENT INDIVIDUAL RECORDS

92t	Joe Ferguson to Frank Lewis (9/17/78 vs. Buffalo)
89t	Len Dawson to Otis Taylor (11/13/66 at Kansas City)
89t	Joe Namath to Richard Caster (10/7/74 at N.Y. Jets)
87t	Charlie Batch to Heath Miller (9/7/06 at Pittsburgh)
86t	Aaron Rodgers to Greg Jennings (10/17/10 at Green Bay)
84t	Drew Bledsoe to Ben Coates (11/3/96 at New England)
84t	Eli Manning to Odell Beckham Jr. (12/14/15 vs. N.Y. Giants)
83t	Jim Kelly to Andre Reed (12/4/94 vs. Buffalo)
83t	Lamar Jackson to Marquise Brown (9/8/19 vs. Baltimore)
*82t	Daryle Lamonica to Rod Sherman (12/27/70 at Oakland)
82t	Dan Pastorini to Charlie Joiner (9/24/72 vs. Houston)
82t	Tom Brady to Troy Brown (10/19/03 vs. New England)
81t	Tom Brady to Sam Aiken (12/6/09 vs. New England)
80t	Sam Wyche to Bob Trumpy (11/17/68 vs. Cincinnati)
80t	Ken Anderson to Isaac Curtis (11/28/83 vs. Cincinnati)
80t	Warren Moon to Tedd Woolfolk (9/8/85 at Houston)
80t	Mike Pagel to Wayne Capers (11/17/85 at Indianapolis)
80t	John Friesz to Brian Blades (10/6/96 vs. Seattle)
80t	Alex Van Pelt to Eric Moulds (11/25/01 at Buffalo)
80t	Peyton Manning to Dallas Clark (9/21/09 vs. Indianapolis)

10	Randy Moss, Minn., Oak., N.E., S.F. (12 games), 48 receptions
10	Andre Reed, Buffalo (28 games), 122 receptions

GAME

4	Jimmie Giles, Tampa Bay (10/20/85 at Miami)
4	Wesley Walker, N.Y. Jets (9/21/86 at New York)
4	Irving Fryar, Philadelphia (10/20/96 at Philadelphia)
3	18 times; last by Danny Woodhead, San Diego (12/20/15 at San Diego)

HIGHEST RECEIVING AVERAGE

CAREER (min: 40 receptions)

20.2	Stanley Morgan, N.E., Ind. (25 games), 68/1,371 yards
19.2	Lee Evans, Buff. (13 games), 43/827 yards
19.2	Wesley Walker, N.Y. Jets (19 games), 70/1,342 yards
18.0	Frank Lewis, Pit., Buff (14 games), 46/380 yards
17.3	Shawn Jefferson, S.D., N.E. (12 games), 42/726 yards

GAME (min: 3 receptions)

43.3	Theo Bell, Pittsburgh (11/30/80 at Pittsburgh), 4/173 yards
40.0	Butch Woolfolk, Houston (9/8/85 at Houston), 3/120 yards
39.0	Richard Caster, N.Y. Jets (10/7/74 at Miami), 3/117 yards
38.0	Stanley Morgan, New England (10/21/84 at New England), 3/114 yards

MOST 100-YARD RECEIVING GAMES

6	Wes Welker, N.E., Den. (12 games)
5	Al Toon, N.Y. Jets (14 games)
5	Andre Reed, Buffalo (28 games)
5	Stanley Morgan, N.E., Ind. (23 games)
4	Wesley Walker, N.Y. Jets (18 games)
4	Marvin Harrison, Indianapolis (15 games)
4	Randy Moss, Minn., Oak., N.E., S.F. (12 games)

FIELD GOALS

MOST FIELD GOALS

CAREER

46	Adam Vinatieri, N.E., Ind. (27 games)
38	Stephen Gostkowski, N.E. (26 games)
37	Pat Leahy, N.Y. Jets (32 games)
32	Steve Christie, T.B., Buff., S.D. (21 games)
28	Dean Biasucci, Ind. StL. (21 games)

GAME

5	Roy Gerela, Houston (9/28/69 at Houston), 5 att.
5	Dean Biasucci, Indianapolis (9/25/88 at Indianapolis), 6 att.
*5	Steve Christie, Buffalo (1/17/93 at Miami), 6 att.
5	Jason Elam, Denver (10/13/02 at Denver), 5 att.
5	Kris Brown, Houston (9/7/03 at Miami), 7 att.
5	Kris Brown, Houston (10/7/07 at Houston), 5 att.
5	Dan Carpenter, Buffalo (9/14/14 at Buffalo), 6 att.
5	Mike Nugent, Cincinnati (9/29/16 at Cincinnati), 5 att.
5	Harrison Butker, Kansas City (12/24/17 at Kansas City), 6 att.

LONGEST FIELD GOALS

59	Steve Christie, Buffalo (9/26/93 at Buffalo)
58	Jason Myers, Jacksonville (9/20/15 at Jacksonville)
57	Kris Brown, Houston (10/7/07 at Houston)
57	Randy Bullock, Cincinnati (12/22/19 at Miami)
56	Rian Lindell, Buffalo (11/29/09 at Buffalo)
56	Dave Rayner, Buffalo (11/20/11 at Miami)

RECEIVING

MOST RECEPTIONS

CAREER

122	Andre Reed, Buffalo (28 games)
99	Wes Welker, N.E., Den. (12 games)
84	Marvin Harrison, Indianapolis (15 games)
78	Al Toon, N.Y. Jets (14 games)
76	Julian Edelman, New England (16 games)

GAME

15	Isaac Bruce, St. Louis (12/24/95 at St. Louis), 210 yards
14	Al Toon, N.Y. Jets (11/27/88 at New York), 181 yards
*13	Kellen Winslow, San Diego (1/2/82 at Miami), 166 yards
13	Antonio Gates, San Diego (12/11/05 at San Diego), 123 yards
13	Julian Edelman, New England (12/15/13 at Miami), 139 yards

MOST RECEIVING YARDS

CAREER

1,731	Andre Reed, Buffalo (28 games), 122 receptions
1,371	Stanley Morgan, N.E., Ind. (25 games), 68 receptions
1,342	Wesley Walker, N.Y. Jets (19 games), 70 receptions
1,221	Eric Moulds, Buff., Hou. (21 games), 73 receptions
1,196	Wes Welker, N.E., Den. (12 games), 99 receptions

GAME

*240	Eric Moulds, Buffalo (1/2/99 at Miami), 9 receptions
221	Eric Decker, N.Y. Jets (12/28/14 at Miami), 10 receptions
220	Ron Jessie, Los Angeles (10/3/76 at Miami), 7 receptions
220	Isaac Bruce, St. Louis (12/24/95 at St. Louis), 15 receptions
196	Eric Moulds, Buffalo (11/25/01 at Buffalo), 6 receptions

MOST RECEIVING TOUCHDOWNS

CAREER

17	Wesley Walker, N.Y. Jets (19 games), 70 receptions
13	Irving Fryar, N.E., Phil., Wash. (20 games), 61 receptions
11	Laveranues Coles, N.Y. Jets, Wash. (15 games), 52 receptions
11	Eric Moulds, Buff., Hou. (21 games), 73 receptions



OPPONENT INDIVIDUAL RECORDS

56 Chandler Catanzaro, Arizona (12/11/16 at Miami)
56 Jason Myers, N.Y. Jets (11/4/18 at N.Y. Jets)

INTERCEPTIONS

MOST INTERCEPTIONS

CAREER

9 Nate Clements, Buff., S.F., Cin. (14 games)
7 Johnny Robinson, Kansas City (five games)
7 Roland James, New England (19 games)
6 Raymond Clayborn, N.E., Clev. (25 games)
6 Willie Brown, Oakland (six games)
6 Ronnie Lippett, New England (15 games)
6 Mike Prior, T.B., Ind., G.B. (14 games)
6 Victor Green, N.Y. Jets, N.E. (19 games)
6 Marcus Coleman, N.Y. Jets, Hou. (13 games)
6 Darrelle Revis, N.Y. Jets, T.B., N.E., K.C. (17 games)

GAME

3 Clarence Duren, San Diego (10/30/77 at Miami), 45 yards
3 Jeff Nixon, Buffalo (9/7/80 at Buffalo), 31 yards
3 Erik McMillan, N.Y. Jets (10/23/88 at Miami), 57 yards
3 Marcus Coleman, N.Y. Jets (10/23/00 at N.Y. Jets), 7 yards
3 Greg Wesley, Kansas City (9/29/02 at Kansas City), 71 yards
3 Nate Clements, Buffalo (10/20/02 at Miami), 39 yards

MOST INTERCEPTION RETURN YARDS

GAME

151 Mike Haynes, L.A. Raiders (12/2/84 at Miami), 2 interceptions

LONGEST INTERCEPTION RETURNS

102t Eddie Anderson, L.A. Raiders (12/14/92 at Miami), Dan Marino
100t Aaron Glenn, N.Y. Jets (9/15/96 at Miami), Dan Marino
100t Jimmy Hitchcock, New England (11/23/97 at New England), Dan Marino
100t Darrelle Revis, N.Y. Jets (10/17/11 at N.Y. Jets), Matt Moore
98t Marcus Coleman, N.Y. Jets (12/27/99 at Miami), Dan Marino
97t Mike Haynes, L.A. Raiders (12/2/84 at Miami), Dan Marino
97t Najee Mustafaa, Cleveland (10/10/93 at Cleveland), Scott Mitchell

90t Steve Emtman, Indianapolis (10/25/92 at Miami), Dan Marino
*90t Tory James, Oakland (1/6/01 at Oakland), Jay Fiedler

LONGEST PLAYS

PUNTS

89 Luke Prestridge, New England (10/21/84 at New England)
80 Chris Mohr, Buffalo (10/13/96 at Buffalo)
73 Rich Camarillo, New England (9/13/87 at New England)
73 Josh Miller, Pittsburgh (9/20/98 at Miami)
73 Todd Sauerbrun, Carolina (11/4/01 at Miami)

PUNT RETURNS

94t Julian Edelman, New England (1/2/11 at New England)
93t Johnnie Lee Higgins, Oakland (11/16/08 at Miami)
84t Clarence Verdin, Indianapolis (10/25/92 at Miami)
83t Billy Johnson, Houston (1/16/75 at Houston)
80t Ron Gardin, Baltimore (11/1/70 at Baltimore)

KICKOFF RETURNS

104t Terrence McGee, Buffalo (12/5/04 at Miami)
103t Brandon Tate, New England (10/5/10 at Miami)
102t Harold Hart, Oakland (9/22/75 at Oakland)
102t C.J. Spiller, Buffalo (9/14/14 at Buffalo)
101t Jacoby Ford, Oakland (11/28/10 at Oakland)
99t Jim Duncan, Baltimore (11/1/70 at Baltimore)

FUMBLE RETURNS

100t Chris Martin, Kansas City (10/13/91 at Kansas City), Sammie Smith
*79t Neil Smith, Denver (1/9/99 at Denver), Oronde Gadsden
69t Shea McClellin, New England (1/1/17 at Miami), Damien Williams
66t Greg Townsend, L.A. Raiders (9/19/83 at L.A. Raiders), David Woodley
62t Hugh Douglas, N.Y. Jets (12/22/96 at N.Y. Jets), Stanley Pritchett

BLOCKED FIELD GOALS

78t George Radachowsky, N.Y. Jets (9/24/89 at Miami), Pete Stoyanovich
76t Charles Romes, Buffalo (9/2/79 at Buffalo), Uwe von Schamann
62t Kyle Arrington, New England (12/14/14 at New England), Caleb Sturgis



OPPONENT TOP TENS

RUSHING

PLAYER	TEAMS	GAMES	NO.	YDS.	AVG.	LG	TD
1. Thurman Thomas	Buffalo	20	364	1,620	4.5	30t	8
2. Freeman McNeil	N.Y. Jets	21	281	1,507	5.4	58	2
Curtis Martin	New England, N.Y. Jets	20	409	1,507	3.7	37	13
4. O.J. Simpson	Buffalo	16	240	1,177	4.9	75t	4
5. Eric Dickerson	L.A. Rams, Ind., L.A. Raid.	11	231	1,065	4.6	40	6
6. Jim Nance	N.Y. Jets, Boston	12	183	933	5.1	30t	9
7. Lydell Mitchell	San Diego Baltimore	12	235	912	3.9	64t	6
8. Willis McGahee	Buffalo, Baltimore, Denver	10	232	848	3.7	31	2
9. Antowain Smith	Buffalo, N.E., N.O.	14	232	822	3.5	44	4
10. John Riggins	N.Y. Jets, Washington	13	183	761	4.2	N/A	5

PASSING

PLAYER	TEAMS	GAMES	ATT.	COMP.	YDS.	PCT.	TD	INT.
1. Tom Brady	New England	35	1,129	687	8,185	60.9	67	27
2. Drew Bledsoe	New England, Buffalo	22	765	412	5,397	53.9	30	29
3. Joe Ferguson	Buffalo, T.B., Ind.	25	722	418	4,902	57.9	26	33
4. Jim Kelly	Buffalo	20	621	388	4,560	62.5	24	19
5. Ken O'Brien	N.Y. Jets, Philadelphia	17	489	303	3,837	62.0	25	13
6. Steve Grogan	New England	22	521	280	3,709	53.7	21	25
7. Peyton Manning	Indianapolis, Denver	13	436	272	3,214	62.4	22	18
8. Joe Namath	N.Y. Jets	16	388	201	2,956	51.8	19	24
9. Richard Todd	N.Y. Jets	14	355	203	2,718	57.2	18	25
10. Philip Rivers	San Diego, L.A. Chargers	9	298	190	2,483	63.8	12	10

RECEPTIONS

PLAYER	TEAMS	GAMES	NO.	YDS.	AVG.	LG	TD
1. Andre Reed	Buffalo	28	122	1,731	14.2	83t	10
2. Wes Welker	New England, Denver	12	99	1,196	12.1	99t	7
3. Marvin Harrison	Indianapolis	15	84	1,133	13.5	45	9
4. Al Toon	N.Y. Jets	14	78	1,054	14.0	44t	4
5. Julian Edelman	New England	16	76	951	12.5	77t	6
6. Eric Moulds	Buffalo, Houston	21	73	1,221	16.7	80t	11
7. Wayne Chrebet	N.Y. Jets	20	72	991	13.8	70	8
8. Wesley Walker	N.Y. Jets	19	70	1,342	19.2	71t	17
9. Stanley Morgan	New England, Indianapolis	25	68	1,371	20.2	76t	6
10. Thurman Thomas	Buffalo	20	67	693	10.3	50t	3

RECEIVING YARDS

PLAYER	TEAMS	GAMES	NO.	YDS.	AVG.	LG	TD
1. Andre Reed	Buffalo	28	122	1,731	14.2	83t	10
2. Stanley Morgan	N.E., Indianapolis	25	68	1,371	20.2	76t	6
3. Wesley Walker	N.Y. Jets	19	70	1,342	19.2	71t	17
4. Eric Moulds	Buffalo, Houston	21	73	1,221	16.7	80t	11
5. Wes Welker	New England, Denver	12	99	1,196	12.1	99t	7
6. Marvin Harrison	Indianapolis	15	84	1,133	13.5	45	9
7. Al Toon	N.Y. Jets	14	78	1,054	14.0	44t	4
8. Wayne Chrebet	N.Y. Jets	20	72	991	13.8	70	8
9. Irving Fryar	N.E., Phil. Wash.	20	61	978	16.0	54t	13
10. Julian Edelman	New England	16	76	951	12.5	77t	6



OPPONENT OUTSTANDING PERFORMANCES

GAMES OF 300+ PASSING YARDS								
PLAYER	TEAM	DATE	ATT.	COMP.	YDS.	TD	INT.	LG
Tom Brady	New England	9/12/11	48	32	517	4	1	99t
Ken O'Brien	N.Y. Jets	9/21/86	43	29	479	4	1	65t
James Harris	L.A. Rams	10/3/76	29	17	436	2	1	58
* Dan Fouts	San Diego	1/2/82	55	33	433	4	1	43
Andrew Luck	Indianapolis	11/4/12	48	30	433	2	0	48
Drew Bledsoe	New England	11/23/98	54	28	423	2	2	49
Drew Bledsoe	New England	9/4/94	51	32	421	4	2	62t
Joe Ferguson	Buffalo	10/9/83	55	38	419	5	1	35
Drew Bledsoe	New England	11/3/96	41	30	419	3	2	84t
Joe Namath	N.Y. Jets	10/1/67	39	23	415	3	1	62
Matt Cassel	New England	11/23/08	43	30	415	3	1	64
Josh Allen	Buffalo	9/20/20	35	24	415	4	0	47
Drew Brees	New Orleans	9/30/13	39	30	413	4	0	48
Bernie Kosar	Cleveland	11/10/86	50	32	401	0	0	44
Andy Dalton	Cincinnati	12/22/19	56	33	396	4	0	34t
Ken O'Brien	N.Y. Jets	11/10/85	43	26	393	2	0	44
Patrick Mahomes	Kansas City	12/13/20	34	24	393	2	3	44t
Boomer Esiason	N.Y. Jets	11/27/94	41	26	382	2	2	69
Elvis Grbac	San Francisco	11/20/95	41	31	382	4	0	47t
Joe Flacco	Baltimore	12/4/16	47	36	381	4	1	53t
Jim Kelly	Buffalo	9/1/91	39	29	381	2	1	54t
Dan Fouts	San Diego	11/18/84	56	37	380	4	1	44
Matt Schaub	Houston	10/12/08	42	22	379	1	2	61
Vinny Testaverde	N.Y. Jets	10/23/00	59	36	378	5	3	30t
Vinny Testaverde	N.Y. Jets	9/14/03	45	29	373	1	1	61
Carson Palmer	Oakland	9/16/12	48	24	373	1	1	64t
Steve DeBerg	Tampa Bay	10/20/85	32	19	365	4	1	57
Tom Brady	New England	12/15/13	55	34	364	2	1	30
Troy Aikman	Dallas	10/27/96	41	33	363	3	0	61
Brett Favre	Green Bay	9/11/94	51	31	362	2	1	35
Kurt Warner	Arizona	9/14/08	24	19	361	3	0	79
* Doug Flutie	Buffalo	1/2/99	36	21	360	1	1	65
Russell Wilson	Seattle	10/4/20	34	24	360	2	1	57
Jim Kelly	Buffalo	10/25/87	39	29	359	2	0	34
Brian Sipe	Cleveland	11/18/79	42	23	358	3	0	54
Geno Smith	N.Y. Jets	12/28/14	25	20	358	3	0	74t
Tom Brady	New England	12/9/18	43	27	358	3	0	37t
Bert Jones	Baltimore	9/27/81	27	20	357	3	1	67t
Tom Brady	New England	10/29/15	38	26	356	4	0	47t
Steve Grogan	New England	11/8/81	40	23	355	1	4	76t
Daunte Culpepper	Minnesota	9/10/00	37	23	355	1	3	42
Jared Goff	L.A. Rams	11/1/20	35	61	355	1	2	26
Danny White	Dallas	10/25/81	32	22	354	3	1	38
Tom Brady	New England	10/21/07	25	21	354	6	0	50t
Tom Brady	New England	12/6/09	29	19	352	2	2	81t
Steve Grogan	New England	11/29/79	39	21	350	3	2	38
Eli Manning	N.Y. Giants	10/30/11	45	31	349	2	0	26
Ben Roethlisberger	Pittsburgh	12/8/13	39	23	349	3	0	67
Dennis Shaw	Buffalo	10/18/70	32	24	348	2	2	48
Derek Carr	Oakland	9/23/18	39	27	345	1	2	66
Daryle Lamonica	Oakland	9/21/68	24	15	344	4	0	73t
Mike Tomczak	Pittsburgh	11/20/94	42	26	343	0	0	40
Erik Kramer	Chicago	10/27/97	50	32	343	2	0	54
Andrew Luck	Indianapolis	11/25/18	37	30	343	3	2	36
Ken Anderson	Cincinnati	11/28/83	36	23	342	1	2	80t
Pat Ryan	N.Y. Jets	11/27/88	43	27	341	2	1	35
Tony Eason	New England	9/17/89	49	25	341	1	1	45
* Jim Kelly	Buffalo	1/12/91	29	19	339	3	1	44
Joe Ferguson	Buffalo	10/12/81	29	20	338	3	0	65t
Andy Dalton	Cincinnati	10/31/13	53	32	338	0	3	26
Eli Manning	N.Y. Giants	12/14/15	31	27	337	4	0	84t
Brian Griese	Denver	10/13/02	46	27	335	1	2	52



OPPONENT OUTSTANDING PERFORMANCES

GAMES OF 300+ PASSING YARDS								
PLAYER	TEAM	DATE	ATT.	COMP.	YDS.	TD	INT.	LG
Sam Darnold	N.Y. Jets	9/16/18	25	41	334	1	2	44
Steve Bartkowski	Atlanta	9/21/80	36	18	332	2	0	53
Tom Brady	New England	11/8/09	37	25	332	1	1	71t
Joe Ferguson	Buffalo	12/17/77	40	25	331	1	3	27
** Joe Montana	San Francisco	1/20/85	35	24	331	3	0	34
Vinny Testaverde	Baltimore	10/19/97	47	32	331	1	0	34t
Philip Rivers	L.A. Chargers	9/17/17	39	31	331	1	0	24
Ken O'Brien	N.Y. Jets	9/24/89	37	27	329	3	1	37t
Drew Bledsoe	New England	1/2/94	43	27	329	4	1	42
Tyrod Taylor	Buffalo	12/24/16	39	26	329	3	0	53
Kurt Warner	St. Louis	9/30/01	31	24	328	4	0	45t
Trent Green	Kansas City	9/29/02	34	24	328	5	0	46
Brooks Bollinger	N.Y. Jets	12/18/05	42	28	327	2	0	60t
Baker Mayfield	Cleveland	11/24/19	34	24	327	3	1	37
Bruce Matheson	Seattle	10/4/87	42	20	326	2	3	30
Warren Moon	Minnesota	9/25/94	37	26	326	3	0	44t
Philip Rivers	San Diego	11/13/16	44	23	326	3	4	51t
Neil O'Donnell	N.Y. Jets	9/15/96	44	25	325	3	3	78t
Kevin Kolb	Arizona	9/30/12	48	29	324	3	2	46t
Lamar Jackson	Baltimore	9/8/19	20	17	324	5	0	83t
Boomer Esiason	N.Y. Jets	9/12/93	33	22	323	2	1	51
Glenn Foley	N.Y. Jets	11/9/97	48	25	322	1	1	33
Andrew Luck	Indianapolis	9/15/13	43	25	321	1	1	47
Mark Rypien	St. Louis	12/24/95	42	27	320	2	1	31
Tyler Thigpen	Kansas City	12/21/08	41	20	320	2	3	75
Jim Harbaugh	Indianapolis	10/8/95	33	25	319	3	0	47t
Neil O'Donnell	N.Y. Jets	10/12/97	37	24	319	2	0	70
Carson Palmer	Cincinnati	12/30/07	32	23	316	3	1	70t
Ryan Fitzpatrick	Buffalo	12/18/11	47	31	316	2	3	28
Mitchell Trubisky	Chicago	10/14/18	31	22	316	3	1	54
Sam Bradford	St. Louis	10/14/12	39	26	315	0	0	65
Steve Bono	Kansas City	12/12/94	55	33	314	2	3	22t
* Joe Montana	Kansas City	12/31/94	37	26	314	2	1	57t
Dan Fouts	San Diego	10/15/78	30	22	313	1	2	46
Tony Eason	New England	10/21/84	29	19	313	3	0	76t
Aaron Rodgers	Green Bay	10/17/10	33	18	313	1	1	86t
* Mark Malone	Pittsburgh	1/6/85	36	20	312	3	3	29t
Drew Bledsoe	New England	12/24/00	34	18	312	2	2	59
Philip Rivers	San Diego	12/20/15	36	26	311	3	2	31
Richard Todd	N.Y. Jets	10/4/81	39	28	310	4	1	46
Philip Rivers	L.A. Chargers	9/29/19	30	24	310	2	0	25
Carson Wentz	Philadelphia	12/1/19	46	28	310	3	1	27
Alex Van Pelt	Buffalo	11/25/01	34	21	309	3	1	80t
Mike Livingston	Kansas City	10/19/69	34	17	308	1	1	93t
Neil Lomax	St. Louis	9/30/84	37	22	308	1	0	29
Matt Schaub	Baltimore	12/6/15	46	32	308	1	2	41t
Jay Cutler	Denver	11/2/08	46	24	307	2	3	47
Philip Rivers	San Diego	10/2/11	31	21	307	1	0	55t
* Dan Pastorini	Houston	12/24/78	29	20	306	1	0	34
Jim Kelly	Buffalo	10/4/92	48	25	306	1	4	28
Drew Bledsoe	Buffalo	12/1/02	27	15	306	3	0	73t
Mark Sanchez	N.Y. Jets	9/23/12	45	21	306	1	2	66
Greg Landry	Baltimore	11/25/79	42	25	304	3	1	31t
Tom Brady	New England	12/24/11	46	27	304	1	0	42
Alex Smith	Kansas City	12/24/17	39	25	304	1	0	52
Sonny Jurgensen	Washington	10/13/74	39	26	303	2	3	37
Peyton Manning	Indianapolis	9/21/09	23	14	303	2	0	80t
Phillip Rivers	San Diego	9/27/09	33	18	303	0	0	55
Peyton Manning	Indianapolis	9/6/98	37	21	302	1	3	42
Ben Roethlisberger	Pittsburgh	10/24/10	27	19	302	2	0	53t
Pat Ryan	N.Y. Jets	10/4/87	49	30	301	4	2	35t
Derek Carr	Oakland	11/5/17	30	21	300	1	1	44t



OPPONENT OUTSTANDING PERFORMANCES

GAMES OF 100+ RECEIVING YARDS

PLAYER	TEAM	DATE	NO.	YDS.	TD	LG
* Eric Moulds	Buffalo	1/2/99	9	240	1	65
Eric Decker	N.Y. Jets	12/28/14	10	221	1	74t
Ron Jessie	L.A. Rams	10/3/76	7	220	2	58t
Isaac Bruce	St. Louis	12/24/95	15	210	1	31
Eric Moulds	Buffalo	11/25/01	6	196	2	80t
Wesley Walker	N.Y. Jets	9/21/86	6	194	4	65t
Michael Irvin	Dallas	10/27/96	12	186	1	61
Dallas Clark	Indianapolis	9/21/09	7	183	1	80t
Stanley Morgan	New England	11/8/81	5	182	1	76t
Al Toon	N.Y. Jets	11/27/88	14	181	0	29
Andre Johnson	Houston	10/12/08	10	178	1	61
Reggie Rucker	Cleveland	11/18/79	9	177	1	54
Marvin Harrison	Indianapolis	11/11/01	9	174	3	45
Theo Bell	Pittsburgh	11/30/80	4	173	0	45
A.J. Green	Cincinnati	9/29/16	10	173	1	51
Jordy Nelson	Oakland	9/23/18	6	173	1	66
Johnnie Morton	Detroit	12/7/97	9	171	1	41
Steve Smith	Carolina	9/25/05	11	170	3	53t
Cris Carter	Minnesota	9/10/00	9	168	0	42
Sammy Watkins	Buffalo	11/8/15	8	168	1	63
Wes Welker	New England	12/6/09	10	167	0	58
* Kellen Winslow	San Diego	1/2/82	13	166	1	31
Odell Beckham Jr.	N.Y. Giants	12/14/15	7	166	2	84t
Tommy Kane	Seattle	12/16/90	10	162	0	25
Antwaan Randle El	Washington	9/9/07	5	162	0	54
Ben Coates	New England	9/4/94	8	161	2	62t
Don Maynard	N.Y. Jets	12/1/68	7	160	3	54t
Wes Welker	New England	9/12/11	8	160	2	99t
Al Toon	N.Y. Jets	9/24/89	10	159	1	37t
Bake Turner	N.Y. Jets	12/15/68	7	157	0	71
Al Toon	N.Y. Jets	11/10/85	10	156	0	44
Allen Robinson	Jacksonville	9/20/15	6	155	2	52
Andre Reed	Buffalo	9/1/91	11	154	1	54t
Sammy Watkins	Buffalo	12/24/16	7	154	1	53
Frank Lewis	Buffalo	9/17/78	5	153	1	92t
Larry Fitzgerald	Arizona	9/14/08	6	153	0	75
Stefon Diggs	Buffalo	9/20/20	8	153	1	47
Julian Edelman	New England	1/1/17	8	151	1	77t
* James Lofton	Buffalo	1/12/91	7	149	1	44
Jerry Rice	San Francisco	11/20/95	8	149	2	47t
Stanley Morgan	New England	12/22/86	8	148	2	30t
Jarvis Landry	Cleveland	11/24/19	10	148	2	37
Randy Moss	New England	11/8/09	6	147	1	71t
Santonio Holmes	N.Y. Jets	9/23/12	9	147	0	38
Marquise Brown	Baltimore	9/8/19	4	147	2	83t
Marlin Briscoe	Buffalo	10/18/70	7	145	2	46t
Raymond Butler	Baltimore	9/27/81	4	145	2	67t
Keyshawn Johnson	N.Y. Jets	12/12/99	11	144	2	27
Marvin Harrison	Indianapolis	9/15/02	11	144	1	33
Terrelle Pryor Sr.	Cleveland	9/25/16	8	144	0	40
Mark Carrier	Tampa Bay	10/30/88	9	142	0	47
George Sauer	N.Y. Jets	11/20/66	7	142	0	-
* Stephone Paige	Kansas City	1/5/91	8	142	1	33
Santana Moss	N.Y. Jets	9/14/03	5	142	1	61
Tony Gonzalez	Kansas City	9/29/02	7	140	3	42t
Anquan Boldin	Arizona	9/14/08	6	140	3	79t
George Sauer	N.Y. Jets	10/22/67	6	139	1	61t
Julian Edelman	New England	12/15/13	13	139	1	24t
Wes Welker	New England	10/21/07	9	138	2	36
Wes Welker	New England	12/24/11	12	138	0	42
Antonio Brown	Pittsburgh	12/8/13	5	138	1	56
Jimmy Teal	Seattle	10/4/87	9	137	0	32



OPPONENT OUTSTANDING PERFORMANCES

GAMES OF 100+ RECEIVING YARDS						
PLAYER	TEAM	DATE	NO.	YDS.	TD	LG
Joey Galloway	Seattle	10/6/96	5	137	2	65t
John Brown	Buffalo	11/17/19	9	137	2	40t
Alshon Jeffrey	Philadelphia	12/1/19	9	137	1	27
Alfred Jenkins	Atlanta	9/21/80	4	136	0	33
Jeff Graham	N.Y. Jets	9/15/96	5	136	1	78t
* Jimmy Smith	Jacksonville	1/15/00	5	136	2	70t
Travis Kelce	Kansas City	12/13/20	8	136	1	32
Ben Coates	New England	11/3/96	5	135	2	84t
Gene Foster	San Diego	10/2/66	6	134	2	63t
Jim Whalen	Boston	10/15/67	6	134	3	–
Andre Reed	Buffalo	10/13/96	10	134	0	49
Brent Celek	Philadelphia	11/15/15	4	134	0	60
Leonard Thompson	Detroit	10/27/85	6	133	1	48
Stephone Paige	Kansas City	12/3/89	7	133	1	38t
Greg Jennings	Green Bay	10/17/10	6	133	1	86t
Fred Biletnikoff	Oakland	9/20/69	9	132	1	13t
Otis Taylor	Kansas City	10/19/69	4	131	0	79
J.J. Birden	Kansas City	12/12/94	10	131	1	22t
Shawn Jefferson	New England	11/23/98	6	131	1	38
Troy Brown	New England	10/19/03	6	131	1	82t
Chad Johnson	Cincinnati	12/30/07	4	131	2	70t
Hines Ward	Pittsburgh	10/24/10	7	131	1	43
Danny Amendola	New England	12/15/13	10	131	0	30
Brandon Marshall	N.Y. Jets	11/29/15	9	131	2	47
Chris Burkett	Buffalo	10/25/87	9	130	1	34
Eric Moulds	Buffalo	12/1/02	5	130	1	57t
Randy Vataha	New England	12/5/71	7	129	2	51t
* Steve Largent	Seattle	12/29/84	6	128	1	56t
Matt Jones	Jacksonville	12/3/06	6	128	1	33
A.J. Green	Cincinnati	10/31/13	11	128	0	21
Brandon Marshall	N.Y. Jets	10/4/15	7	128	0	58
Tyler Boyd	Cincinnati	12/22/19	9	128	2	34t
Cris Collinsworth	Cincinnati	11/28/83	8	127	0	48
Jake Reed	Minnesota	9/25/94	9	127	0	21
Andre Reed	Buffalo	12/16/96	6	127	1	67t
Nate Washington	Houston	10/25/15	9	127	2	27t
Charlie Mitchell	Denver	12/4/66	4	126	1	79t
Wesley Walker	N.Y. Jets	11/26/78	6	126	1	42
Roy Williams	Detroit	11/23/06	6	126	0	41
Jared Cook	Oakland	11/5/17	8	126	0	35
Lance Alworth	San Diego	11/12/67	4	125	1	54t
Stanley Morgan	New England	10/5/86	6	125	1	27t
Tim Brown	Oakland	11/30/97	8	125	1	36
Raghib Ismail	Dallas	11/25/99	5	125	1	65t
Marvin Harrison	Indianapolis	12/5/99	8	125	0	36
Randy Moss	New England	11/23/08	8	125	3	29t
Emmanuel Sanders	Denver	11/23/14	9	125	0	35
Tyrell Williams	San Diego	11/13/16	5	125	1	51t
T.Y. Hilton	Indianapolis	11/25/18	7	125	0	36
Stanley Morgan	New England	11/29/79	5	124	1	38t
Rob Moore	N.Y. Jets	9/12/93	6	124	0	51
Rob Moore	N.Y. Jets	11/27/94	7	124	0	35
T.Y. Hilton	Indianapolis	9/15/13	6	124	0	47
* Antonio Brown	Pittsburgh	1/8/17	5	124	2	62t
Will Fuller	Houston	10/25/18	5	124	1	73t
Antonio Gates	San Diego	12/11/05	13	123	1	25
Christian Kirk	Arizona	11/8/20	5	123	1	56t
Jim Whalen	Boston	12/17/67	4	122	0	33
* Fred Biletnikoff	Oakland	12/21/74	8	122	1	20
Dokie Williams	L.A. Raiders	12/2/84	2	122	1	75t
Andre Reed	Buffalo	9/11/88	8	122	0	21
* Andre Reed	Buffalo	1/12/91	4	122	2	43



OPPONENT OUTSTANDING PERFORMANCES

GAMES OF 100+ RECEIVING YARDS

PLAYER	TEAM	DATE	NO.	YDS.	TD	LG
Randy Moss	New England	10/21/07	4	122	2	50t
Don Maynard	N.Y. Jets	10/1/67	10	121	0	–
Tony Martin	San Diego	11/5/95	7	121	1	50t
Don Maynard	N.Y. Jets	11/2/69	4	121	2	42t
Wayne Patrick	Buffalo	10/18/70	6	121	0	48
Joe Washington	Baltimore	11/11/79	10	121	0	23
Henry Ellard	L.A. Rams	12/14/86	8	121	1	22
Darrell Jackson	Seattle	10/28/01	5	121	1	64
Torrey Smith	Baltimore	10/6/13	6	121	0	41
George Sauer	N.Y. Jets	10/1/67	10	120	0	–
Sammy White	Minnesota	12/11/76	9	120	3	36t
Butch Woolfolk	Houston	9/8/85	3	120	1	80t
Wes Welker	New England	11/23/08	8	120	0	64
Vincent Jackson	San Diego	9/27/09	5	120	0	55
Lance Alworth	San Diego	10/2/66	6	119	2	–
Eric Sievers	San Diego	11/18/84	12	119	2	24
Fred Biletnikoff	Oakland	10/4/69	9	119	1	23
Mike Jones	New Orleans	12/7/86	6	119	0	34
Andre Johnson	Houston	9/9/12	8	119	1	29
Tim Patrick	Denver	11/22/20	5	119	0	61
Vincent Brisby	New England	11/12/95	6	118	1	47t
Andre Roberts	Arizona	9/30/12	6	118	2	46t
Richard Caster	N.Y. Jets	10/7/74	3	117	1	89t
O.J. Simpson	Buffalo	12/7/75	8	117	1	62t
Eric Sievers	New England	12/10/89	6	117	0	41
Carl Pickens	Cincinnati	10/1/95	9	117	3	44t
Lee Evans	Buffalo	12/4/05	5	117	3	56t
Sammy Watkins	Buffalo	9/14/14	8	117	1	30
Robby Anderson	N.Y. Jets	12/8/19	7	117	1	39
Paul Coffman	Green Bay	10/28/79	5	116	1	78t
Jimmie Giles	Tampa Bay	10/20/85	7	116	4	39t
Irving Fryar	Philadelphia	10/20/96	8	116	4	38t
Shawn Jefferson	New England	10/25/98	4	116	0	54
Lee Evans	Buffalo	10/26/08	7	116	0	33
Peyton Hillis	Denver	11/2/08	7	116	1	47
Tony Hill	Dallas	12/17/84	6	115	1	66t
Steve Breaston	Kansas City	11/6/11	7	115	0	37
Julio Jones	Atlanta	9/22/13	9	115	0	28
Isaac Curtis	Cincinnati	11/28/83	4	114	1	80t
Stanley Morgan	New England	10/21/84	3	114	1	76t
Dennis Northcutt	Cleveland	12/26/04	4	114	1	58t
Darren Sproles	New Orleans	9/30/13	7	114	1	48
Martellus Bennett	New England	9/18/16	5	114	1	37
Otis Taylor	Kansas City	11/13/66	4	113	1	89t
Otis Taylor	Kansas City	9/28/68	3	113	1	44
Eric Crabtree	Cincinnati	9/14/69	3	113	2	69t
James Lofton	L.A. Raiders	10/9/88	5	113	0	32
Tim Brown	Oakland	10/31/99	7	113	0	32
Calvin Johnson	Detroit	11/9/14	7	113	1	49t
Rob Gronkowski	New England	10/29/15	6	113	1	47t
Jim Colclough	Boston	12/17/67	3	112	0	52
* Mike Barber	Houston	12/24/78	4	112	0	55
Wesley Walker	N.Y. Jets	10/4/81	8	112	2	46
Will Moore	New England	9/10/95	8	112	0	33
Terry Glenn	New England	11/3/96	10	112	0	20
A.J. Green	Cincinnati	10/7/18	6	112	0	23
Wayne Patrick	Buffalo	10/18/70	6	111	0	48
Roy Jefferson	Washington	10/13/74	7	111	1	37t
John Holland	Buffalo	9/13/76	2	111	2	58t
* John Stallworth	Pittsburgh	1/6/85	4	111	2	65t
Kevin House	Tampa Bay	10/20/85	4	111	0	57
Al Toon	N.Y. Jets	9/21/86	7	111	0	31



OPPONENT OUTSTANDING PERFORMANCES

GAMES OF 100+ RECEIVING YARDS

PLAYER	TEAM	DATE	NO.	YDS.	TD	LG
Torry Holt	St. Louis	9/30/01	4	111	1	45t
Sterling Shepard	N.Y. Giants	12/15/19	9	111	0	24
* Ed Podolak	Kansas City	12/25/71	8	110	1	29
Anthony Miller	San Diego	12/27/93	7	110	2	41t
Randy Moss	Minnesota	12/21/02	7	110	0	60
Jeremy Shockey	N.Y. Giants	10/5/03	11	110	0	20
Lee Evans	Buffalo	12/5/04	4	110	2	69t
Taylor Gabriel	Chicago	10/14/18	5	110	0	54
Cooper Kupp	L.A. Rams	11/1/20	11	110	0	22
Emerson Boozer	N.Y. Jets	10/1/67	5	109	2	–
Richie Anderson	N.Y. Jets	10/23/00	12	109	0	19
Golden Tate	Detroit	11/9/14	11	109	0	28
Tyreek Hill	Kansas City	12/24/17	6	109	0	52
Wesley Walker	N.Y. Jets	9/3/78	4	108	2	47t
* Charlie Joiner	San Diego	1/2/82	7	108	0	39
Art Monk	N.Y. Jets	11/27/94	5	108	0	69
* Steve Tasker	Buffalo	12/30/95	5	108	1	37t
Dedric Ward	N.Y. Jets	11/9/97	6	108	0	33
Leon Washington	N.Y. Jets	12/25/06	4	108	0	64
Jacoby Ford	Oakland	11/28/10	4	108	1	52
Vincent Jackson	San Diego	10/2/11	3	108	1	55t
Donnie Avery	Indianapolis	11/4/12	5	108	0	48
Jordan Cameron	Cleveland	9/8/13	9	108	1	22
Mark Andrews	Baltimore	9/8/19	8	108	1	39
Jack Snow	L.A. Rams	10/31/71	5	107	1	51t
Jordy Nelson	Green Bay	10/12/14	9	107	1	22
Javorius Allen	Baltimore	12/6/15	12	107	1	41t
Rob Gronkowski	New England	12/9/18	8	107	1	17
Warren Wells	Oakland	9/21/68	3	106	1	73t
Raymond Chester	Baltimore	10/10/76	5	106	0	48
Frank Lewis	Buffalo	10/12/81	5	106	0	30
Tony Hill	Dallas	10/25/81	5	106	0	38
* Wes Chandler	San Diego	1/2/82	6	106	0	47
Andre Reed	Buffalo	12/4/94	3	106	2	83t
Warrick Dunn	Tampa Bay	9/21/97	6	106	1	58t
Laveranues Coles	N.Y. Jets	10/15/06	5	106	2	58t
Leonard Hankerson	Washington	11/13/11	8	106	0	22
D.K. Metcalf	Seattle	10/4/20	4	106	0	37
Bake Turner	N.Y. Jets	12/14/69	4	105	2	34t
Harold Jackson	New England	11/29/79	5	105	1	33
Eddie Brown	Cincinnati	11/8/87	8	105	0	32
Jermaine Lewis	Baltimore	10/19/97	6	105	0	28
Wayne Chrebet	N.Y. Jets	12/13/98	5	105	1	52
Tony Martin	Atlanta	12/27/98	3	105	1	53
Ed McCaffrey	Denver	9/13/99	6	105	3	61t
Jeremy Shockey	New Orleans	10/25/09	4	105	0	66
Art Powell	Oakland	9/2/66	8	104	1	17t
* Elmo Wright	Kansas City	12/25/71	3	104	0	63
Derrick Gaffney	N.Y. Jets	9/30/79	4	104	0	43
Wayne Chrebet	N.Y. Jets	10/12/97	5	104	1	70
Tim Brown	Oakland	12/6/98	9	104	2	27
Wayne Chrebet	N.Y. Jets	10/23/00	6	104	2	28
Gary Garrison	San Diego	10/11/69	4	103	2	40t
* Ken Burrough	Houston	12/24/78	6	103	0	53
Thurman Thomas	Buffalo	9/1/91	8	103	1	50t
* Kimble Anders	Kansas City	12/31/94	6	103	1	57t
Aaron Hernandez	New England	9/12/11	7	103	1	30
Wes Welker	New England	12/2/12	12	103	1	14
JuJu Smith-Schuster	Pittsburgh	10/28/19	5	103	1	34
Marvin Harrison	Indianapolis	9/6/98	5	102	1	42
Troy Brown	New England	12/24/00	8	102	0	22
David Patten	New England	10/6/02	5	102	2	34t



OPPONENT OUTSTANDING PERFORMANCES

GAMES OF 100+ RECEIVING YARDS

PLAYER	TEAM	DATE	NO.	YDS.	TD	LG
Doug Jolley	N.Y. Jets	12/18/05	9	102	1	60t
Jamaal Charles	Kansas City	12/21/08	3	102	0	75
Kellen Winslow	Tampa Bay	11/15/09	7	102	0	37
Rob Gronkowski	New England	1/2/11	6	102	1	28
T.Y. Hilton	Indianapolis	11/4/12	6	102	1	36t
Elbert Dubenion	Buffalo	9/18/66	5	101	0	26
Jerry LeVias	Houston	11/23/69	4	101	1	–
Andre Rison	Atlanta	10/11/92	7	101	1	22t
Heath Miller	Pittsburgh	9/7/06	3	101	1	87t
Andre Johnson	Houston	10/1/06	9	101	1	30
Cecil Shorts	Jacksonville	12/16/12	6	101	0	30
Richard Caster	N.Y. Jets	11/24/74	6	100	2	45t
Al Toon	N.Y. Jets	12/7/87	5	100	1	44t
Lawrence Dawsey	Tampa Bay	12/1/91	8	100	1	17t
Curtis Conway	Chicago	10/27/97	6	100	0	54
Ken Dilger	Indianapolis	12/14/97	5	100	3	43
Ben Watson	Cleveland	12/5/10	10	100	1	22
Jimmy Graham	New Orleans	9/30/13	4	100	2	43t
Keenan Allen	L.A. Chargers	9/17/17	9	100	0	24
Terry McLaurin	Washington	10/13/19	4	100	2	33t

GAMES OF 100+ RUSHING YARDS

PLAYER	TEAM	DATE	NO.	YDS.	TD	LG
O.J. Simpson	Buffalo	12/5/76	24	203	1	75t
Rueben Mayes	New Orleans	12/7/86	28	203	2	34t
Earl Campbell	Houston	11/20/78	28	199	4	81t
* Terrell Davis	Denver	1/9/99	21	199	2	62
Justin Fargas	Oakland	9/30/07	22	179	0	48
Freeman McNeil	N.Y. Jets	10/14/85	28	173	0	20
Ricky Watters	Philadelphia	10/20/96	25	173	1	49t
Gerald Riggs	Atlanta	11/30/86	33	172	1	31
Eric Dickerson	Indianapolis	12/4/88	31	169	1	19
Jamal Lewis	Baltimore	1/2/05	34	167	1	20
C.J. Anderson	Denver	11/23/14	27	167	1	26
* Le'Veon Bell	Pittsburgh	1/8/17	29	167	2	26
** John Riggins	Washington	1/30/83	38	166	1	43t
Reuben Droughns	Cleveland	11/20/05	30	166	1	75t
Chris Ivory	N.Y. Jets	10/4/15	29	166	1	24
Thurman Thomas	Buffalo	9/1/91	25	165	1	20
Jim Nance	Boston	12/17/67	24	164	2	29
William Andrews	Atlanta	12/10/83	21	161	1	24t
* Earnest Byner	Cleveland	1/4/86	16	161	2	66t
Hoyle Granger	Houston	12/23/67	21	160	1	23
Wayne Wilson	New Orleans	10/2/83	34	160	0	12
* Thurman Thomas	Buffalo	12/30/95	25	158	1	32
Kerryon Johnson	Detroit	10/21/18	19	158	0	71
Don Woods	San Diego	9/29/74	18	157	2	56t
Earnest Byner	Washington	12/2/90	32	157	3	21
Antowain Smith	New England	12/22/01	26	156	1	44
Laurence Maroney	New England	12/23/07	14	156	1	59t
Marcus Allen	L.A. Raiders	12/2/84	20	155	3	52t
Eric Dickerson	Indianapolis	11/15/87	30	154	1	13
Thurman Thomas	Buffalo	12/23/90	30	154	1	13t
Christian Okoye	Kansas City	10/13/91	23	153	2	38t
Dick Post	San Diego	11/3/68	21	151	0	24
Travis Henry	Buffalo	12/1/02	35	151	1	13
Thurman Thomas	Buffalo	10/29/89	27	148	1	30t
Christian Okoye	Kansas City	12/3/89	32	148	1	13
Thurman Thomas	Buffalo	12/17/95	35	148	1	15
Brian Westbrook	Philadelphia	11/18/07	32	148	0	36
Adrian Peterson	Minnesota	9/19/10	28	145	1	23



OPPONENT OUTSTANDING PERFORMANCES

GAMES OF 100+ RUSHING YARDS

PLAYER	TEAM	DATE	NO.	YDS.	TD	LG
Aaron Jones	Green Bay	11/11/18	15	145	2	67
James Conner	Pittsburgh	10/28/19	23	145	1	25
Barry Sanders	Detroit	9/15/91	32	143	0	14
Lee Suggs	Cleveland	12/26/04	38	143	0	13
Lydell Mitchell	Baltimore	10/9/77	17	142	1	64t
Curtis Martin	New England	11/12/95	30	142	2	23
Woody Campbell	Houston	12/3/67	18	141	1	42
* Natrone Means	San Diego	11/8/95	24	139	1	24t
Earl Campbell	Houston	12/4/83	28	138	1	35t
Edgerrin James	Indianapolis	9/15/02	30	138	0	13
C.J. Spiller	Buffalo	12/23/12	22	138	0	62
Barry Sanders	Detroit	12/7/97	30	137	1	19
Dalvin Cook	Minnesota	12/16/18	19	136	2	26
Thurman Thomas	Buffalo	11/18/91	23	135	1	30
* Fred Taylor	Jacksonville	1/15/00	18	135	1	90t
Josh Allen	Buffalo	12/2/18	9	135	0	28
Paul Robinson	Cincinnati	11/17/68	22	134	3	54t
Jim Nance	Boston	11/27/66	23	133	1	27t
Lamar Miller	Houston	10/25/18	18	133	1	58
Freeman McNeil	N.Y. Jets	11/4/84	20	132	1	52
Johnny Hector	N.Y. Jets	12/22/91	13	132	0	47
Travis Henry	Buffalo	10/20/02	22	132	0	34
Knile Davis	Kansas City	9/21/14	32	132	1	21t
Mike Garrett	Kansas City	9/24/67	20	131	0	28
Brandon Jacobs	N.Y. Giants	10/28/07	23	131	0	15
Edgerrin James	Indianapolis	12/5/99	23	130	2	41t
Darren McFadden	Dallas	11/22/15	29	129	0	35
LeSean McCoy	Buffalo	12/24/16	24	128	1	19t
Michael Pittman	Tampa Bay	10/16/05	15	127	1	57t
Ryan Mathews	San Diego	11/17/13	19	127	0	51
Joe Washington	Baltimore	10/29/78	20	126	0	29
Floyd Little	Denver	10/27/68	25	126	1	19
Antowain Smith	Buffalo	11/14/99	29	126	0	24
Chris Johnson	Tennessee	11/11/12	23	126	1	21
Eric Dickerson	Indianapolis	9/25/88	30	125	0	9
Thurman Thomas	Buffalo	10/9/94	31	125	2	26t
Ezekiel Elliott	Dallas	9/22/19	19	125	0	18
Earnest Jackson	San Diego	11/18/84	28	124	0	16
Eric Dickerson	L.A. Rams	12/14/86	28	124	1	25
Robert Holmes	Kansas City	9/28/68	13	123	1	76t
Neal Anderson	Chicago	9/4/88	24	123	2	15
Scott Lockwood	New England	12/27/92	30	123	0	23
Tatum Bell	Denver	12/12/04	17	123	2	29
LeGarrette Blount	New England	9/18/16	29	123	1	26
Tony Dorsett	Dallas	10/25/81	24	122	0	18
DeAngelo Williams	Carolina	11/19/09	13	122	0	50
Walter Payton	Chicago	12/2/85	23	121	0	15
Larry Kinnebrew	Buffalo	10/29/89	21	121	1	25
Dorsey Levens	Green Bay	9/14/97	21	121	0	23
Corey Dillon	New England	12/20/04	26	121	1	20
Alfred Morris	Washington	9/13/15	25	121	0	14
DeMarco Murray	Tennessee	10/9/16	27	121	0	14
O.J. Simpson	Buffalo	11/18/73	20	120	0	28
Earl Campbell	Houston	11/5/79	32	120	0	11
* Chuck Muncie	San Diego	1/2/82	24	120	1	19
Curtis Martin	N.Y. Jets	10/14/01	22	120	1	27t
Jim Braxton	Buffalo	11/18/73	17	119	0	36
Craig James	New England	11/3/85	23	119	0	14
Ronnie Harmon	Buffalo	11/29/87	23	119	0	19
Jerome Bettis	Pittsburgh	11/25/96	27	119	0	14
Natrone Means	San Diego	12/27/93	18	118	3	65t
Edgerrin James	Indianapolis	11/26/00	26	118	0	13



OPPONENT OUTSTANDING PERFORMANCES

GAMES OF 100+ RUSHING YARDS

PLAYER	TEAM	DATE	NO.	YDS.	TD	LG
Ahman Green	Green Bay	10/22/06	18	118	1	70t
Adrian Peterson	Washington	10/13/19	23	118	0	25
Warren Williams	Pittsburgh	12/18/88	16	117	0	33
* Thurman Thomas	Buffalo	1/12/91	32	117	2	14
Chris Johnson	Tennessee	11/14/10	17	117	1	30
Franco Harris	Pittsburgh	11/30/80	28	116	1	9t
Freeman McNeil	N.Y. Jets	9/12/82	13	116	0	48
Freeman McNeil	N.Y. Jets	11/26/84	24	116	0	39
Curtis Martin	N.Y. Jets	11/1/04	19	115	1	25t
Lamont Jordan	N.Y. Jets	11/1/04	14	115	1	25t
Willie Parker	Pittsburgh	9/7/06	29	115	0	32
Fred Jackson	Buffalo	12/9/07	15	115	0	27
Emerson Boozer	N.Y. Jets	12/13/70	18	114	0	21
Curtis Brown	Buffalo	11/12/78	11	114	1	58t
James Jones	Detroit	10/27/85	36	114	1	8
Jim Nance	Boston	10/15/67	20	113	0	19
Mel Owens	Detroit	12/15/73	27	113	1	10
Horace Ivory	New England	10/22/78	15	113	2	28
* Curt Warner	Seattle	12/31/83	29	113	2	18
Terry Allen	Minnesota	9/25/94	15	113	1	45
Colin Kaepernick	San Francisco	11/27/16	10	113	0	30
Alex Collins	Baltimore	10/26/17	18	113	0	19
Edgerrin James	Indianapolis	12/17/00	32	112	0	15
LeSean McCoy	Buffalo	11/8/15	16	112	1	48t
Dion Lewis	New England	11/26/17	15	112	0	25
Sony Michel	New England	9/30/18	25	112	1	23
Saquon Barkley	N.Y. Giants	12/15/19	24	112	2	12
Hoyle Granger	Houston	12/3/67	25	111	1	13
Jim Nance	Boston	12/8/68	19	111	1	30t
Wilbert Montgomery	Philadelphia	9/24/78	25	111	0	12
Willis McGahee	Buffalo	10/17/04	26	111	0	31
Franco Harris	Pittsburgh	11/14/76	22	110	1	26
Rocky Bleier	Pittsburgh	11/14/76	20	110	0	13
Eric Dickerson	Indianapolis	12/30/90	20	110	0	16
Corey Dillon	Cincinnati	10/1/00	22	110	0	19
Curtis Martin	N.Y. Jets	10/3/04	24	110	1	13
Thomas Jones	N.Y. Jets	9/23/07	25	110	0	12
Karlos Williams	Buffalo	9/27/15	12	110	1	41t
Karlos Williams	Buffalo	11/8/15	9	110	2	38t
Jonathan Stewart	Carolina	11/13/17	17	110	0	18
Jim Nance	Boston	11/9/69	17	109	0	23
Stump Mitchell	St. Louis	9/30/84	20	109	2	19
* Terry Allen	Baltimore	1/13/02	25	109	1	13
Joe Cribbs	Buffalo	12/27/82	19	108	1	62t
Curtis Martin	N.Y. Jets	10/4/98	36	108	1	15
Larry Johnson	Kansas City	12/21/08	12	108	1	33
Denard Robinson	Jacksonville	10/26/14	18	108	0	41
Freeman McNeil	N.Y. Jets	11/10/85	26	107	0	13
Eric Dickerson	Indianapolis	12/17/89	21	107	2	17
* Edgerrin James	Indianapolis	12/30/00	21	107	0	34
Marshawn Lynch	Buffalo	12/9/07	23	107	0	11
Mark Ingram II	Baltimore	9/8/19	14	107	2	49
Lydell Mitchell	Baltimore	11/23/75	26	106	1	32t
Sam Cunningham	New England	9/19/76	21	106	0	15
Eddie George	Tennessee	9/7/97	23	106	1	13t
Raymont Harris	Chicago	10/27/97	25	106	1	9
Nick Chubb	Cleveland	11/24/19	21	106	1	17
Kyler Murray	Arizona	11/8/20	11	106	1	28
Franco Harris	Pittsburgh	12/3/73	15	105	1	21t
Marcus Allen	L.A. Raiders	9/19/83	22	105	0	15
* Craig James	New England	1/12/86	22	105	0	21
Willis McGahee	Baltimore	10/19/08	19	105	1	17



OPPONENT OUTSTANDING PERFORMANCES

GAMES OF 100+ RUSHING YARDS

PLAYER	TEAM	DATE	NO.	YDS.	TD	LG
Fred Jackson	Buffalo Bills	12/22/13	18	105	1	14
Chris Johnson	N.Y. Jets	12/1/14	17	105	0	47
Lydell Mitchell	Baltimore	12/9/73	35	104	0	9
John Stephens	New England	11/6/88	25	104	1	13t
Rod Bernstine	San Diego	12/15/91	13	104	3	63t
Willis McGahee	Baltimore	12/16/07	29	104	0	19
Chris Johnson	Tennessee	12/20/09	29	104	0	14
Sammy Winder	Denver	9/29/85	20	103	2	19
Brad Baxter	N.Y. Jets	11/1/92	20	103	0	28
Jamal Anderson	Atlanta	12/27/98	18	103	1	36t
Emmitt Smith	Dallas	11/25/99	31	103	0	28
Garrison Hearst	San Francisco	12/16/01	26	103	0	23
Ben Tate	Houston	9/18/11	23	103	0	16
Tony Pollard	Dallas	9/22/19	13	103	1	28
Thomas Jones	N.Y. Jets	11/1/09	27	102	0	11
Eric Dickerson	L.A. Rams	10/30/83	14	101	1	40
Duce Staley	Pittsburgh	9/26/04	22	101	0	38
Thomas Jones	N.Y. Jets	9/7/08	22	101	1	14
* Wendell Hayes	Kansas City	12/25/71	22	100	0	22
Mark van Eeghen	New England	12/12/82	22	100	0	11
Chris Brown	Tennessee	9/11/04	16	100	0	52

* Playoff game

** Super Bowl



DOLPHINS LARGEST COMEBACKS

DOLPHINS				
MARGIN	SCORE/QUARTER	FINAL SCORE	DATE	OPPONENT
1. 24 points	0-24 (2nd)	34-27	12/15/74	NEW ENGLAND
2. 21 points	0-21 (2nd)	24-23	12/4/05	BUFFALO
3. 18 points	3-21 (2nd)	24-21	1/4/86	CLEVELAND*
18 points	6-24 (3rd)	28-24	11/27/94	at N.Y. Jets
18 points	3-21 (2nd)	24-21	11/14/71	PITTSBURGH
6. 17 points	0-17 (3rd)	21-17	11/10/68	at Buffalo
17 points	3-20 (2nd)	31-23	11/12/89	at N.Y. Jets
17 points	0-17 (2nd)	28-20	10/29/00	GREEN BAY
17 points	0-17 (3rd)	20-17	10/15/17	at Atlanta

NOTE: Miami's largest fourth-quarter comeback was from a 20-point deficit (3-23 to 24-23) against Buffalo on December 4, 2005.

OPPONENTS				
MARGIN	SCORE/QUARTER	FINAL SCORE	DATE	OPPONENT
1. 23 points	7-30 (4th)	40-37 (OT)	10/23/00	at N.Y. Jets
2. 21 points	0-21 (2nd)	34-31 (OT)	10/25/87	BUFFALO
21 points	3-24 (3rd)	27-24 (OT)	10/8/95	INDIANAPOLIS
21 points	3-24 (2nd)	46-34	10/25/09	NEW ORLEANS
5. 18 points	10-28 (2nd)	45-28	10/9/77	at Baltimore
6. 17 points	0-17 (3rd)	21-17	10/14/01	at N.Y. Jets
17 points	0-17 (3rd)	27-24	12/14/11	at New England
17 points	0-17 (3rd)	27-17	10/7/18	at Cincinnati

* Playoff Game

DOLPHINS 10 LARGEST MARGINS

...OF VICTORY				
MARGIN	SCORE	DATE	OPPONENT	
1. 52 points	52-0	11/12/72	NEW ENGLAND	
2. 44 points	44-0	11/11/73	BALTIMORE	
3. 43 points	43-0	10/19/75	at N.Y. Jets	
4. 42 points	42-0	9/10/78	at Baltimore	
42 points	45-3	11/24/86	N.Y. JETS	
42 points	42-0	10/11/87	KANSAS CITY	
7. 41 points	55-14	11/24/77	at St. Louis	
8. 38 points	45-7	12/20/70	BUFFALO	
38 points	41-3	10/17/71	NEW ENGLAND	
38 points	52-14	9/3/95	N.Y. JETS	

...OF DEFEAT				
MARGIN	SCORE	DATE	OPPONENT	
1. 55 points	62-7	1/15/00	at Jacksonville*	
2. 49 points	59-10	9/8/19	BALTIMORE	
3. 45 points	48-3	9/28/68	KANSAS CITY	
4. 43 points	43-0	9/15/19	NEW ENGLAND	
5. 41 points	41-0	10/8/67	at Kansas City	
41 points	41-0	12/14/97	at Indianapolis	
7. 40 points	40-0	10/26/17	at Baltimore	
8. 35 points	35-0	11/1/70	at Baltimore	
35 points	42-7	10/13/91	at Kansas City	
35 points	38-3	1/9/99	at Denver*	

* Playoff Game



DOLPHINS HOME AND AWAY

(Regular Season)

YEAR	HOME	PCT.	ROAD	PCT.	OVERALL	PCT.
1966	2-5	.286	1-6	.143	3-11	.214
1967	4-3	.571	0-7	.000	4-10	.286
1968	1-5-1	.214	4-3	.571	5-8-1	.393
1969	2-4-1*	.357	1-6*	.143	3-10-1	.250
1970	6-1	.857	4-3	.571	10-4	.714
1971	6-1	.857	4-2-1	.643	10-3-1	.750
1972	7-0	1.000	7-0	1.000	14-0	1.000
1973	7-0	1.000	5-2	.714	12-2	.857
1974	7-0	1.000	4-3	.571	11-3	.786
1975	5-2	.714	5-2	.714	10-4	.714
1976	3-4	.429	3-4	.429	6-8	.429
1977	6-1	.857	4-3	.571	10-4	.714
1978	7-1	.875	4-4	.500	11-5	.688
1979	6-2	.750	4-4	.500	10-6	.625
1980	5-3	.625	3-5	.375	8-8	.500
1981	6-1-1	.813	5-3	.625	11-4-1	.719
1982	4-0	1.000	3-2	.600	7-2	.778
1983	7-1	.875	5-3	.625	12-4	.750
1984	7-1	.875	7-1	.875	14-2	.875
1985	8-0	1.000	4-4	.500	12-4	.750
1986	4-4	.500	4-4	.500	8-8	.500
1987	4-3	.571	4-4	.500	8-7	.533
1988	4-4	.500	2-6	.250	6-10	.375
1989	4-4	.500	4-4	.500	8-8	.500
1990	7-1	.875	5-3	.625	12-4	.750
1991	5-3	.625	3-5	.375	8-8	.500
1992	6-2	.750	5-3	.625	11-5	.688
1993	4-4	.500	5-3	.625	9-7	.563
1994	6-2	.750	4-4	.500	10-6	.625
1995	5-3	.625	4-4	.500	9-7	.563
1996	4-4	.500	4-4	.500	8-8	.500
1997	6-2	.750	3-5	.375	9-7	.563
1998	7-1	.875	3-5	.375	10-6	.625
1999	5-3	.625	4-4	.500	9-7	.563
2000	5-3	.625	6-2	.750	11-5	.688
2001	7-1	.875	4-4	.500	11-5	.688
2002	7-1	.875	2-6	.250	9-7	.563
2003	4-4	.500	6-2	.750	10-6	.625
2004	3-5	.375	1-7	.125	4-12	.250
2005	5-3	.625	4-4	.500	9-7	.563
2006	4-4	.500	2-6	.250	6-10	.375
2007	1-7#	.125	0-8	.000	1-15	.063
2008	5-3	.625	6-2	.750	11-5	.688
2009	4-4	.500	3-5	.375	7-9	.438
2010	1-7	.125	6-2	.750	7-9	.438
2011	4-4	.500	2-6	.250	6-10	.375
2012	5-3	.625	2-6	.250	7-9	.438
2013	4-4	.500	4-4	.500	8-8	.500
2014	4-4	.500	4-4@	.500	8-8	.500
2015	3-5^	.375	3-5	.375	6-10	.375
2016	6-2	.750	4-4	.500	10-6	.625
2017	4-4&	.500	2-6	.250	6-10	.375
2018	6-2	.750	1-7	.125	7-9	.438
2019	3-5	.375	2-6	.250	5-11	.313
2020	4-3	.571	4-2	.667	8-5	.615
TOTALS	266-153-3	.634	199-223-1	.472	465-376-4	.553

* Includes 38-23 loss to Boston at Tampa. # Includes 13-10 loss to N.Y. Giants at London, England. @ Includes 38-14 win over Oakland at London, England. ^ Includes 27-14 loss to N.Y. Jets at London, England. & Includes 20-0 loss to New Orleans at London, England.



DOLPHINS MONTH BY MONTH

(Regular Season)

YEAR	SEPTEMBER	OCTOBER	NOVEMBER	DECEMBER	JANUARY	RECORD
1966	0-3	2-2	0-4	1-2	0-0	3-11
1967	1-1	0-4	1-3	2-2	0-0	4-10
1968	0-3	2-1-1	2-2	1-2	0-0	5-8-1
1969	0-3	1-2-1	1-4	1-1	0-0	3-10-1
1970	1-1	3-1	3-2	3-0	0-0	10-4
1971	1-0-1	4-1	4-0	1-2	0-0	10-3-1
1972	2-0	5-0	4-0	3-0	0-0	14-0
1973	2-1	4-0	4-0	2-1	0-0	12-2
1974	2-1	3-1	3-1	3-0	0-0	11-3
1975	1-1	4-0	2-2	3-1	0-0	10-4
1976	2-1	2-3	1-3	1-1	0-0	6-8
1977	2-0	3-2	3-1	2-1	0-0	10-4
1978	2-2	4-1	2-2	3-0	0-0	11-5
1979	4-1	2-2	3-2	1-1	0-0	10-6
1980	3-1	1-3	2-3	2-1	0-0	8-8
1981	4-0	1-2-1	3-2	3-0	0-0	11-4-1
1982	2-0	0-0	1-1	3-1	1-0	7-2
1983	3-1	3-2	3-1	3-0	0-0	12-4
1984	5-0	4-0	3-1	2-1	0-0	14-2
1985	3-1	2-2	3-1	4-0	0-0	12-4
1986	1-3	2-2	3-2	2-1	0-0	8-8
1987	1-1	1-3	3-2	3-1	0-0	8-7
1988	1-3	4-1	0-4	1-2	0-0	6-10
1989	1-2	3-2	3-1	1-3	0-0	8-8
1990	3-1	3-0	3-1	3-2	0-0	12-4
1991	2-3	1-2	3-1	2-2	0-0	8-8
1992	3-0	3-1	2-3	3-1	0-0	11-5
1993	2-1	4-0	3-1	0-4	0-1	9-7
1994	3-1	3-1	2-2	2-2	0-0	10-6
1995	3-0	2-3	1-3	3-1	0-0	9-7
1996	3-1	1-3	2-2	2-2	0-0	8-8
1997	2-2*	3-1	3-2	1-2	0-0	9-7
1998	3-0	2-2	3-2	2-2	0-0	10-6
1999	2-0	4-1	2-2	1-3	0-1	9-7
2000	3-1	3-1	3-1	2-2	0-0	11-5
2001	2-1	2-1	3-1	3-2	1-0	11-5
2002	3-1	2-1	2-2	2-3	0-0	9-7
2003	2-1	3-1	3-2	2-2	0-0	10-6
2004	0-3	1-3	1-3	2-2	0-1	4-12
2005	2-1	1-3	1-3	4-0	1-0	9-7
2006	1-2	0-4	4-0	1-4	0-0	6-10
2007	0-4	0-4	0-3	1-4	0-0	1-15
2008	1-2	2-2	4-1	4-0	0-0	11-5
2009	0-3	2-1	3-2	2-2	0-1	7-9
2010	2-1	2-2	2-2	1-3	0-1	7-9
2011	0-3	0-4	3-1	2-2	1-0	6-10
2012	1-3	3-0	1-3	2-3	0-0	7-9
2013	3-1	1-3	1-2	3-2	0-0	8-8
2014	2-2	2-1	2-2	2-3	0-0	8-8
2015	1-2	2-2	1-3	1-3	1-0	6-10
2016	1-3	2-1	4-0	3-1	0-1	10-6
2017	1-1	3-2	0-4	2-3	0-0	6-10
2018	3-1	1-3	1-2	2-3	0-0	7-9
2019	0-4	0-3	2-2	3-2	0-0	5-11
2020	1-2	2-1	4-1	1-1	0-0	8-5
TOTALS	99-81-1	120-94-3	126-103	115-92	5-6	465-376-4

* includes August 31, 1997, 16-10 win over Indianapolis



PRIME TIME DOLPHINS

YEAR	DATE	OPPONENT	SCORE	W/L	NETWORK	ATTENDANCE
1970	Mon., Nov. 30	at Atlanta	20-7	W	ABC	53,303
1971	Mon., Nov. 29	CHICAGO	34-3	W	ABC	73,071
1972	Mon., Nov. 27	ST. LOUIS	31-10	W	ABC	78,190
1973	Mon., Oct. 15	at Cleveland	17-9	W	ABC	72,070
1973	Mon., Dec. 3	PITTSBURGH	30-26	W	ABC	68,901
1974	Mon., Oct. 7	N.Y. JETS	21-17	W	ABC	61,527
1974	Mon., Dec. 2	CINCINNATI	24-3	W	ABC	71,962
1975	Mon., Sept. 22	OAKLAND	21-31	L	ABC	78,744
1975	Mon., Dec. 1	NEW ENGLAND	20-7	W	ABC	61,963
1976	Mon., Sept. 13	at Buffalo	30-21	W	ABC	77,683
1976	Mon., Nov. 22	BALTIMORE	16-17	L	ABC	62,104
1977	Mon., Dec. 5	BALTIMORE	17-6	W	ABC	68,977
1978	Mon., Oct. 9	CINCINNATI	21-0	W	ABC	54,729
1978	Mon., Nov. 20	at Houston	30-35	L	ABC	50,290
1978	Mon., Dec. 18	NEW ENGLAND	23-3	W	ABC	72,071
1979	Mon., Oct. 8	at Oakland	3-13	L	ABC	52,419
1979	Mon., Nov. 5	HOUSTON	6-9	L	ABC	70,273
1979	Thur., Nov. 29	NEW ENGLAND	39-24	W	ABC	69,174
1980	Mon., Oct. 27	at N.Y. Jets	14-17	L	ABC	53,046
1980	Thur., Nov. 20	SAN DIEGO	24-27	L (OT)	ABC	63,013
1980	Mon., Dec. 8	NEW ENGLAND	16-13	W (OT)	ABC	63,292
1981	Thur., Sept. 10	PITTSBURGH	30-10	W	ABC	74,190
1981	Mon., Oct. 12	at Buffalo	21-31	L	ABC	78,576
1981	Mon., Nov. 30	PHILADELPHIA	13-10	W	ABC	67,797
1982	Mon., Nov. 29	at Tampa Bay	17-23	L	ABC	54,854
1982	Mon., Dec. 27	BUFFALO	27-10	W	ABC	73,924
1983	Mon., Sept. 19	at L.A. Raiders	14-27	L	ABC	57,796
1983	Mon., Nov. 28	CINCINNATI	38-14	W	ABC	74,506
1983	Fri., Dec. 16	N.Y. JETS	34-14	W	ABC	59,975
1984	Mon., Sept. 17	at Buffalo	21-17	W	ABC	65,455
1984	Mon., Nov. 26	N.Y. JETS	28-17	W	ABC	74,884
1984	Mon., Dec. 17	DALLAS	28-21	W	ABC	74,139
1985	Mon., Oct. 14	at N.Y. Jets	7-23	L	ABC	73,807
1985	Mon., Dec. 2	CHICAGO	38-24	W	ABC	75,594
1985	Mon., Dec. 16	NEW ENGLAND	30-27	W	ABC	69,489
1986	Mon., Nov. 10	at Cleveland	16-26	L	ABC	77,949
1986	Mon., Nov. 24	N.Y. JETS	45-3	W	ABC	70,206
1986	Mon., Dec. 22	NEW ENGLAND	27-34	L	ABC	74,516
1987	Sun., Nov. 22	at Dallas	20-14	W	ESPN	56,519
1987	Mon., Dec. 7	N.Y. JETS	37-28	W	ABC	62,592
1987	Sun., Dec. 20	WASHINGTON	23-21	W	ESPN	65,715
1987	Mon., Dec. 28	NEW ENGLAND	10-24	L	ABC	61,192
1988	Mon., Nov. 14	BUFFALO	6-31	L	ABC	67,091
1988	Sun., Nov. 20	NEW ENGLAND	3-6	L	ESPN	53,526
1988	Mon., Dec. 12	CLEVELAND	38-31	W	ABC	61,884
1989	Sun., Dec. 10	NEW ENGLAND	31-10	W	ESPN	55,918
1990	Thur., Oct. 18	NEW ENGLAND	17-10	W	TNT	62,630
1990	Mon., Nov. 19	L.A. RAIDERS	10-13	L	ABC	70,553
1990	Sun., Dec. 9	PHILADELPHIA	23-20	W (OT)	ESPN	67,034
1991	Sun., Nov. 10	NEW ENGLAND	30-20	W	ESPN	56,065
1991	Mon., Nov. 18	BUFFALO	27-41	L	ABC	71,062
1991	Mon., Dec. 9	CINCINNATI	37-13	W	ABC	60,616
1992	Mon., Sept 14	at Cleveland	27-23	W	ABC	74,765
1992	Mon., Nov. 16	BUFFALO	20-26	L	ABC	70,629
1992	Mon., Dec. 14	L.A. RAIDERS	20-7	W	ABC	67,098
1992	Sun., Dec. 20	N.Y. JETS	19-17	W	ESPN	68,275
1993	Mon., Oct. 4	WASHINGTON	17-10	W	ABC	68,568
1993	Sun., Oct. 24	INDIANAPOLIS	41-27	W	TNT	57,301
1993	Mon., Dec 13	PITTSBURGH	20-21	L	ABC	70,232
1993	Mon., Dec. 27	at San Diego	20-45	L	ABC	60,311
1994	Sun., Oct. 2	at Cincinnati	23-7	W	TNT	55,056
1994	Sun., Dec. 4	BUFFALO	31-42	L	ESPN	69,358
1994	Mon., Dec. 12	KANSAS CITY	45-28	W	ABC	71,578



PRIME TIME DOLPHINS

YEAR	DATE	OPPONENT	SCORE	W/L	NETWORK	ATTENDANCE
1994	Sun., Dec. 25	DETROIT	27-20	W	ESPN	70,980
1995	Mon., Sept. 18	PITTSBURGH	23-10	W	ABC	72,874
1995	Sun., Nov. 5	at San Diego	24-14	W	ESPN	61,996
1995	Mon., Nov. 20	SAN FRANCISCO	20-44	L	ABC	73,080
1995	Mon., Dec. 11	KANSAS CITY	13-6	W	ABC	70,321
1996	Sun., Sept. 8	at Arizona	38-10	W	TNT	55,444
1996	Mon., Sept. 23	at Indianapolis	6-10	L	ABC	60,891
1996	Mon., Nov. 25	PITTSBURGH	17-24	L	ABC	73,489
1996	Mon., Dec. 16	BUFFALO	16-14	W	ABC	67,016
1997	Sun., Sept. 21	at Tampa Bay	21-31	L	TNT	73,314
1997	Mon., Oct. 27	CHICAGO*	33-36	L (OT)	ABC	73,156
1997	Mon., Nov. 17	BUFFALO	30-13	W	ABC	74,155
1997	Sun., Dec. 7	DETROIT	33-30	W	ESPN	72,266
1997	Mon., Dec. 22	NEW ENGLAND	12-14	L	ABC	74,379
1998	Mon., Oct. 12	at Jacksonville	21-28	L	ABC	74,051
1998	Mon., Nov. 23	at New England	23-26	L	ABC	58,729
1998	Sun., Dec. 13	N.Y. JETS	16-21	L	ESPN	74,369
1998	Mon., Dec. 21	DENVER	31-21	W	ABC	74,363
1999	Mon., Sept. 13	at Denver	38-21	W	ABC	75,623
1999	Mon., Oct. 4	BUFFALO	18-23	L	ABC	74,073
1999	Sun., Nov. 7	TENNESSEE	17-0	W	ESPN	74,109
1999	Mon., Dec. 27	N.Y. JETS	31-38	L	ABC	74,230
2000	Sun., Sept. 17	BALTIMORE	19-6	W	ESPN	73,464
2000	Mon., Oct. 23	at N.Y. Jets	37-40	L (OT)	ABC	78,389
2001	Sun., Sept. 9	at Tennessee	31-23	W	ESPN	68,798
2001	Mon., Dec. 10	INDIANAPOLIS	41-6	W	ABC	73,858
2002	Sun., Oct. 13	at Denver	24-22	W	ESPN	75,941
2002	Mon., Nov. 4	at Green Bay	10-24	L	ABC	63,284
2002	Sun., Nov. 10	at N.Y. Jets	10-13	L	ESPN	78,920
2002	Mon., Dec. 9	CHICAGO	27-9	W	ABC	73,609
2003	Sun., Sept. 21	BUFFALO	17-7	W	ESPN	73,458
2003	Mon., Oct. 27	at San Diego#	26-10	W	ABC	73,014
2003	Sun., Nov. 23	WASHINGTON	24-23	W	ESPN	73,578
2003	Mon., Dec. 15	PHILADELPHIA	27-34	L	ABC	73,780
2004	Sun., Sept. 19	at Cincinnati	13-16	L	ESPN	65,705
2004	Sun., Sept. 26	PITTSBURGH@	3-13	L	CBS	72,225
2004	Mon., Nov. 1	at N.Y. Jets	14-41	L	ABC	78,216
2004	Mon., Dec. 20	NEW ENGLAND	29-28	W	ABC	73,629
2004	Sun., Dec. 26	CLEVELAND	10-7	W	ESPN	73,169
2005	Fri., Oct. 21	KANSAS CITY%	20-30	L	CBS	68,350
2006	Thur., Sept. 7	at Pittsburgh	17-28	L	NBC	64,927
2006	Mon., Dec. 25	N.Y. JETS	10-13	L	ESPN	73,500
2007	Mon., Nov. 26	at Pittsburgh	0-3	L	ESPN	57,704
2009	Mon., Sept. 21	INDIANAPOLIS	23-27	L	ESPN	66,227
2009	Mon., Oct. 12	N.Y. JETS	31-27	W	ESPN	69,767
2009	Thur., Nov. 19	at Carolina	24-17	W	NFLN	73,475
2010	Sun., Sept. 26	N.Y. JETS	23-31	L	NBC	70,481
2010	Mon., Oct. 4	NEW ENGLAND	14-41	L	ESPN	69,090
2010	Thur., Nov. 18	CHICAGO	0-16	L	NFLN	68,752
2011	Mon., Sept. 12	NEW ENGLAND	24-38	L	ESPN	66,860
2011	Mon., Oct. 17	at N.Y. Jets	6-24	L	ESPN	78,912
2012	Thurs., Nov. 11	at Buffalo	14-19	L	NFLN	69,118
2013	Mon., Sept. 30	at New Orleans	17-38	L	ESPN	73,118
2013	Thur., Oct. 31	Cincinnati	22-20	W (OT)	NFLN	52,388
2013	Mon. Nov. 11	at Tampa Bay	19-22	L	ESPN	64,448
2014	Thurs., Nov. 13	BUFFALO	22-9	W	NFLN	71,573
2014	Mon., Dec. 1	at N.Y. Jets	16-13	W	ESPN	78,160
2015	Thur., Oct. 29	at New England	7-36	L	NFLN	66,829
2015	Mon., Dec. 14	N.Y. Giants	24-31	L	ESPN	65,408
2016	Thur., Sept. 29	at Cincinnati	7-22	L	NFLN	60,834
2016	Sat., Dec. 17	at N.Y. Jets	34-13	W	NFLN	78,160
2017	Thur., Oct. 26	at Baltimore	0-40	L	CBS/NFLN/ Amazon	70,408
2017	Sun., Nov. 5	OAKLAND	24-27	L	NBC	65,139



YEAR	DATE	OPPONENT	SCORE	W/L	NETWORK	ATTENDANCE
2017	Mon., Nov. 13	at Carolina	21-45	L	ESPN	72,790
2017	Mon., Dec. 11	NEW ENGLAND	27-20	W	ESPN	65,548
2018	Thur., Oct. 25	at Houston	23-42	L	FOX/NFLN/ Amazon	71,726
2019	Mon., Oct. 28	at Pittsburgh	14-27	L	ESPN	59,244
2020	Thurs, Sept. 24	at Jacksonville	31-13	W	NFLN	16,563

TOTALS: 42-43 Monday Night (34-22 home, 8-21 road); 28-18 Other (19-9 home, 9-9 road)

* Game originally scheduled for Sun., Oct. 26 postponed to Mon., Oct. 27 due to Game 7 of World Series.

Game played at Sun Devil Stadium in Tempe, Ariz. due to California wildfires.

@ Game originally scheduled to start at 1:00 p.m. but moved back to 8:30 p.m. because of Hurricane Jeanne.

% Game originally scheduled for Sunday, October 23 at 1:00 p.m. but moved up to Friday, October 21 at 7:00 p.m. because of the impending arrival of Hurricane Wilma.

DOLPHINS' 10 LARGEST CROWDS

(Regular Season and Postseason games only)

1966-96 = actual attendance

1997-2018 = paid attendance

HOME (Modernized Hard Rock Stadium, 2015-20)@				
ATTENDANCE	DATE	OPPONENT	RESULT	W/L
1. 66,163	1/1/17	New England	14-35	L
2. 66,087	12/9/18	New England	34-33	W
3. 65,856	11/27/16	San Francisco	31-24	W
4. 65,798	12/23/18	Jacksonville	7-17	L
5. 65,791	10/14/18	Chicago	31-28 (OT)	W
6. 65,750	12/11/16	Arizona	26-23	W
7. 65,722	11/6/16	N.Y. Jets	27-23	W
8. 65,667	9/23/18	Oakland	28-20	W
9. 65,658	10/23/16	Buffalo	28-25	W
10. 65,571	12/31/17	Buffalo	16-22	L

HOME (Hard Rock Stadium, 1987-14)@				
ATTENDANCE	DATE	OPPONENT	RESULT	W/L
1. 75,283	10/27/96	Dallas	10-29	L
2. 74,379	12/22/97	New England	12-14	L
3. 74,369	12/13/98	N.Y. Jets	16-21	L
4. 74,363	12/21/98	Denver	31-21	W
5. 74,320	11/19/00	N.Y. Jets	3-20	L
6. 74,307	12/10/00	Tampa Bay	13-16	L
7. 74,295	11/21/99	New England	27-17	W
8. 74,259	11/18/01	N.Y. Jets	0-24	L
9. 74,240	1/4/09	*Baltimore	9-27	L
10. 74,230	12/27/99	N.Y. Jets	31-38	L

HOME (Orange Bowl, 1966-86)				
ATTENDANCE	DATE	OPPONENT	RESULT	W/L
1. 78,939	1/2/72	*Baltimore	21-0	W
2. 78,914	11/19/72	N.Y. Jets	28-24	W
3. 78,744	9/22/75	Oakland	21-31	L
4. 78,196	12/24/72	*Cleveland	20-14	W
5. 77,596	10/15/72	San Diego	24-10	W
6. 76,801	11/27/72	St. Louis	31-10	W
7. 76,696	12/16/72	Baltimore	16-0	W
8. 76,029	1/6/85	*Pittsburgh	45-28	W
9. 75,770	12/23/73	*Cincinnati	34-16	W
10. 75,594	12/2/85	Chicago	38-24	W



ROAD				
ATTENDANCE	DATE	OPPONENT	RESULT	W/L
1. 103,667	1/30/83	**Washington (at Pasadena)	17-27	L
2. 90,163	9/9/07	Washington	13-16 (OT)	L
3. 90,127	9/22/19	Dallas	6-31	L
4. 87,418	11/24/11	Dallas	19-20	L
5. 85,462	1/14/73	**Washington (at L.A.)	14-7	W
6. 84,059	1/20/85	**San Francisco (at Stanford)	16-38	L
7. 83,483	11/20/16	Los Angeles	14-10	W
8. 83,436	9/28/14	Oakland (at London, Eng.)	38-14	W
9. 80,591	1/16/72	**Dallas (at New Orleans)	3-24	L
10. 80,374	11/18/79	Cleveland	24-30	L

^{*} Playoff Game ^{*}Super Bowl

@ 81,176 saw the Dolphins and Giants play on October 28, 2007 at London's Wembley Stadium, which was designated as a Dolphins home game. 83,986 saw the Dolphins and Jets play on October 4, 2015 at London's Wembley Stadium, which was designated as a Dolphins home game. 84,423 saw the Dolphins and Saints play on October 1, 2017 at London's Wembley Stadium, which was designated as a Dolphins home game.

NOTE: The largest attendance for a Dolphins game was 104,629 for a preseason game against Denver in Mexico City on Aug. 4, 1997.

DOLPHINS' COLDEST/WARMEST GAMES

COLDEST GAMES				
DATE	TEAM	W/L	SCORE	CONDITIONS
12/21/08	at Kansas City	W	38-31	10°, sunny
12/11/77	at New England	L	10-14	14°, clear
1/8/17	*at Pittsburgh	L	12-30	17°, partly cloudy
12/12/82	at New England	L	0-3	22°, snowy
12/17/17	at Buffalo	L	16-24	22°, mostly cloudy
12/8/85	at Green Bay	W	34-24	23°, cloudy
12/18/88	at Pittsburgh	L	24-40	23°, overcast, light snow
12/3/89	at Kansas City	L	21-26	23°, clear
12/27/92	at New England (OT)	W	16-13	23°, clear
12/24/17	at Kansas City	L	13-29	23°, cloudy

^{*} Playoff Game


NOTE: Coldest game in Miami was 12/24/89 vs. Kansas City (27-24 win by Chiefs): 40° and clear.

WARMEST GAMES				
DATE	TEAM	W/L	SCORE	CONDITIONS
9/8/96	at Arizona	W	38-10	101°, night and dry
10/9/88	at L.A. Raiders	W	24-14	96°, clear and dry
9/3/95	N.Y. JETS	W	52-14	94°, mostly sunny
10/9/66	at Oakland	L	10-21	93°, sunny
8/19/83	**at Washington	W	38-7	93°, fair and muggy
9/1/96	NEW ENGLAND	W	24-10	93°, mostly sunny
9/17/72	at Kansas City	W	20-10	91°, sunny
9/24/89	N.Y. JETS	L	33-40	91°, partly sunny
9/18/95	PITTSBURGH	W	23-10	91°, partly cloudy
9/8/19	BALTIMORE	L	10-59	91°, mostly cloudy
9/28/80	NEW ORLEANS	W	21-16	90°, partly cloudy
9/4/83	at Buffalo	W	12-0	90°, sunny
9/14/86	INDIANAPOLIS	W	30-10	90°, sunny
8/17/17	**BALTIMORE	L	7-31	90°, partly cloudy
9/23/18	OAKLAND	W	28-20	90°, partly cloudy
9/20/20	BUFFALO	L	28-31	90°, cloudy

^{**} Preseason Game




DOLPHINS IN THE HALL OF FAME



DON SHULA
Coach • Inducted: 1997




NICK BUONICONTI
#85 • LB • Inducted: 2001



LARRY CSONKA
#39 • FB • Inducted: 1987



BOB GRIESE
#12 • QB • Inducted: 1990



JIM LANGER
#62 • C • Inducted: 1987




LARRY LITTLE
#66 • G • Inducted: 1993



DAN MARINO
#13 • QB • Inducted: 2005



DWIGHT STEPHENSON
#57 • C • Inducted: 1998



JASON TAYLOR
#99 • DE • Inducted: 2017



PAUL WARFIELD
#42 • WR • Inducted: 1983

OTHER DOLPHINS HALL OF FAMERS



BOBBY BEATHARD
Coach/Exec • Inducted: 2018



CRIS CARTER
WR • Inducted: 2013



JIMMY JOHNSON
Coach/Exec • Inducted: 2020



BILL PARCELLS
Coach/Exec • Inducted: 2013



JUNIOR SEAU
LB • Inducted: 2015



THURMAN THOMAS
RB • Inducted: 2007



GEORGE YOUNG
Coach/Exec • Inducted: 2020

DOLPHINS RETIRED JERSEYS

12

BOB GRIESE

13

DAN MARINO

39

LARRY CSONKA